



# 2020-2021 MEDIA GUIDE





# GENERAL INFORMATION

## 2020-21 PHILADELPHIA 76ERS MEDIA GUIDE

### GENERAL INFORMATION

Table of Contents .....	1
Media Guidelines .....	2
76ers Media Members & Stats Crew .....	3
TV & Radio Coverage .....	4-5
NBA Key Dates .....	5
Philadelphia 76ers Training Complex .....	6
NBA Directory .....	7
NBA G League Directory .....	8-10
Delaware Blue Coats .....	11-12
2019-20 G League Season In Review 13-15	
The Center .....	16-17

### 76ERS MANAGING PARTNERS

Managing Partner Josh Harris .....	19
Co-Managing Partner David Blitzer .....	19

### 76ERS FRONT OFFICE

President of Bball Ops. Daryl Morey .....	21
General Manager Elton Brand .....	21
Head Coach Doc Rivers .....	22
Basketball Operations Staff .....	23-28
Basketball Operations Staff Directory .....	29
76ers Medical Staff .....	30
HBSE CEO Scott O'Neil .....	32
HBSE Leadership .....	33
76ers President Chris Heck .....	34
76ers Leadership .....	35-37

### COMMUNITY

Social Responsibility Platforms .....	39
Our Programs & Activities .....	40-42
World B. Free .....	43
NBA Cares .....	45

### PLAYERS

Tony Bradley .....	46-47
Seth Curry .....	48-49
Joel Embiid .....	50-51
Terrance Ferguson .....	52-53
Danny Green .....	54-55
Tobias Harris .....	56-57
Dwight Howard .....	58-59
Isaiah Joe .....	60-61
Furkan Korkmaz .....	62-63
Dakota Mathias .....	64-65
Tyrese Maxey .....	66-67
Shake Milton .....	68-69
Vincent Poirier .....	70-71
Paul Reed .....	72-73
Mike Scott .....	74-75
Ben Simmons .....	76-77
Matisse Thybulle .....	78-79
Player Bios Continued .....	80-86
2020-21 Roster .....	87
Players in the System .....	88

### YEAR IN REVIEW

Season Statistics .....	90
Game-by-Game Results .....	91
Player Season-Highs .....	92
Record Breakdown .....	93

Season Transactions .....	94
Single Game Highs .....	95
Miscellaneous Statistics .....	96-97
2019-20 Scoring .....	98-99
2019-20 League Statistics .....	100-104

### OPPONENTS

Atlanta Hawks .....	106-108
Boston Celtics .....	109-111
Brooklyn Nets .....	112-114
Charlotte Hornets .....	115-117
Chicago Bulls .....	118-120
Cleveland Cavaliers .....	121-123
Dallas Mavericks .....	124-126
Denver Nuggets .....	127-129
Detroit Pistons .....	130-132
Golden State Warriors .....	133-135
Houston Rockets .....	136-138
Indiana Pacers .....	139-140
Los Angeles Clippers .....	142-144
Los Angeles Lakers .....	145-147
Memphis Grizzlies .....	148-150
Miami Heat .....	151-153
Milwaukee Bucks .....	154-156
Minnesota Timberwolves .....	157-159
New Orleans Pelicans .....	160-161
New York Knicks .....	162-164
Oklahoma City Thunder .....	165-167
Orlando Magic .....	168-170
Phoenix Suns .....	171-173
Portland Trail Blazers .....	174-176
Sacramento Kings .....	177-179
San Antonio Spurs .....	180-182
Toronto Raptors .....	183-185
Utah Jazz .....	186-188
Washington Wizards .....	189-191

### HISTORY

Historical Look at the 76ers .....	193-195
Ownership/GMs/Nickname .....	196
All-Time Head Coaches .....	197-199
Uniform History .....	200-201
Uniform Numbers .....	202-204
Draft History .....	205-210
Season-by-Season Statistics .....	211-214
Yearly Record Breakdown .....	215-216
Monthly Record Breakdown .....	217-218
Opening Night Lineups .....	219
Opening Night Results .....	220
Biggest Wins & Losses .....	221
Record Breakdown .....	222-223
All-Time High & Low Scores .....	224-225
All-Time Overtime Results .....	226-227
Longest Streaks .....	228
Attendance Breakdown .....	229-232
Triple-Doubles .....	233-234

### HONORS

All-NBA Selections .....	236
Award Winners .....	237
All-Star Weekend Participants .....	238

Hall-of-Famers .....	239
Retired Numbers .....	240-243

### RECORDS

Team Single-Game .....	245-246
Team Single-Season .....	246
Individual Single-Game .....	247-248
40 & 50-Point Clubs .....	249-250
Individual Highs (Game) .....	251-252
Opponents 50-Point Club .....	253
Opponents All-Time Leaders .....	254
Individual Highs (Season) .....	255-257
Individual Highs (Career) .....	258-260
All-Time Rookie Leaders .....	260
Franchise Scoring Leaders .....	262
Yearly Leaders .....	263-273
The Center Records .....	274-275

### PLAYOFFS

Team Single-Game Records .....	277
Individual Single-Game Records .....	278
Career Playoff Leaders .....	279-280
Rookie Game Records .....	282
Year-by-Year Breakdown .....	283
All-Time Playoffs Results .....	284-289
Final Game Results .....	290
All-Time Playoff Breakdown .....	291
Single-Game Top Performances .....	292

### YEAR-BY-YEAR RESULTS

1949-50 - 2019-20 .....	294-364
-------------------------	---------

### ALL-TIME 76ERS ROSTER

All-Time Roster .....	366-440
All-Time Roster By School .....	441-444
All-Time Alphabetical Roster .....	445-447

### SIXERS QUICK FACTS

Home Court: The Center  
Capacity: 20,155  
Colors: Red, White, Blue

### FRANCHISE TIMELINE

Syracuse Nationals (1949-50)  
Philadelphia 76ers (1963-Present)

### TV OUTLETS

NBC Sports Philadelphia,  
NBC Sports Philadelphia+

### RADIO FLAGSHIP

The Fanatic (97.5 FM, 95.0 AM)

### SIXERS KEY PHONE NUMBERS

Executive Offices: (215) 339-7600  
Ticket Office: (215) 339-7676

### MAILING ADDRESS

Philadelphia 76ers Training Complex  
3 Banner Way  
Camden, NJ 08103

**2020-21 PHILADELPHIA 76ERS MEDIA GUIDE CREDITS:** Editors: Rob King, Matt Murphy; Editorial Assistance: Lara Price, Dave Sholler, Patrick Rees, Lara Toscani Weems, Molly Mita, and Alex Yoh. Design and page layout: Abby Cook, Philadelphia 76ers. Statistical sections of the media guide have been compiled by the 76ers Communications staff with research assistance provided by Elias Sports Bureau.

© 2020 Philadelphia 76ers

All NBA and team insignia depicted in this publication are the property of NBA Properties, Inc. and the respective teams of the NBA and may not be reproduced for commercial purposes without the prior written consent of NBA Properties, Inc.

The information contained in this publication was compiled by the Philadelphia 76ers and is provided as a courtesy to our fans and the press and may be used only for personal or editorial purposes. Any commercial use of this information is prohibited without the prior written consent of the Philadelphia 76ers.

Philadelphia

SIXERS.COM | 1





# GENERAL INFORMATION

## Welcome.

The Philadelphia 76ers would like to welcome all members of the media to the 2020-21 season, our 25th season in The Center and our 58th in the City of Brotherly Love. We ask you to please read this section carefully and thank you in advance for your anticipated cooperation.



**Dave Sholler**  
Executive Vice President  
Communications  
davesholler@76ers.com  
(609) 992-1315



**Lara Toscani Weems**  
Vice President, Corporate  
Communications (HBSE)  
laratoscani@hbse.com  
(610) 675-8153



**Patrick Rees**  
Vice President,  
Communications  
patrickrees@76ers.com  
(202) 365-7920



**Molly Mita**  
Director,  
Communications  
mollymita@76ers.com  
(484) 433-7777



**Rob King**  
Manager,  
Media Relations  
robertking@76ers.com  
(516) 662-4117



**Liz Klotzbach**  
Corporate Communications  
Coordinator (HBSE)  
lizklotzbach@76ers.com  
(610) 724-0151

**CREDENTIALS:** Appropriate credentials are required for access to The Center and should be kept visible at all times. A limited number of season credentials are issued each season to outlets that plan to cover the 76ers on a game-by-game basis. A single-game credential allows the same access and privileges as a season pass. In accordance with NBA rules, all season passes must include a photo headshot of the approved individual. Media members wishing to cover a single game must contact the Philadelphia 76ers Public Relations staff by noon the day before the intended game. Passes are issued on a space-available basis for all single-game requests. Credentials will be left at the Press Entrance (located on the North side of the Main Concourse Level) and can be picked up three hours prior to tip-off on game nights.

**ENTRANCE:** Media members attending a 76ers game at The Center should enter the building through the Press Entrance, located on the North side of the Main Concourse Level.

**PARKING:** Media members wishing to cover a single game, and requiring parking, must contact the Philadelphia 76ers Public Relations staff at least 48 hours prior to game day. Media members attending 76ers games should park in Lot F, located along the 11th Street side.

**MEDIA ROOM:** The media room is located at the Northeast corner of the Event Floor Level. Appropriate credentials are required for media room access. The media room consists of a dining facility, working stations and wireless internet access. Food, game notes, media kits and working space are available to the media during the course of an event. Food and beverages are served three hours before tip-off time. Refreshments are available during the game. A nominal fee of \$10 is charged for a pre-game meal.

**SEATING:** Home and visiting television as well as home and visiting radio will be seated in section 112. All other media will be assigned seats on the baseline (section 118) on a space-available basis.

**STILL & VIDEO PHOTOGRAPHERS:** Photo work space is limited and your cooperation is appreciated. Still and video photographers are limited to the baselines at each end of the court. In accordance with the NBA policy, no hard-back chairs are permitted courtside and all photographers must keep clear of all designated escape lanes. Rubber lens shades are required for all still photographers who are credentialed to shoot a 76ers game.

**LOCKER ROOM ACCESS:** The locker rooms are located on the west side (Broad Street) of the Event Level. In accordance with NBA policy, the 76ers locker room will be open 90 minutes prior and close 45 minutes prior to tip-off. Following a ten-minute cooling off period, the locker room will open after the game has been completed. Only credentialed media are allowed in the locker room and no autographs are permitted. All media members are asked to have their passes visible at all times while in The Center.

**GAME NOTES & STATS:** Game notes for both teams will be available in the press room three hours prior to tip-off. Play-by-play, quarterly boxes, halftime boxes, final notes and quotes will all be disseminated electronically throughout the game night.

**PRACTICES & SHOOTAROUNDS:** 76ers practices are held at the Philadelphia 76ers Training Complex located in Camden, NJ. Parking is available across from the practice facility on South Front St. and Harbour Blvd. Please contact the Philadelphia 76ers PR department for a temporary parking pass if driving to practice.

**PLEASE NOTE:** All policies are subject to change. Please contact a representative with the 76ers Public Relations department with any questions.



# GENERAL INFORMATION

## 76ERS MEDIA MEMBERS



**Derek Bodner**  
*The Athletic*




**John Clark**  
*WCAU-TV*



**Ky Carlin**  
*Sixers Wire*



**Dan Gelston**  
*Associated Press*



**Justin Grasso**  
*Sports Illustrated*




**Rich Hofmann**  
*The Athletic*



**Jon Johnson**  
*KYW Newsradio*



**Kevin Kinlead**  
*Crossing Broad*



**Noah Levick**  
*NBC Sports  
Philadelphia*



**Jack McCaffery**  
*Delaware County  
Daily Times*



**Tom Moore**  
*Calkins  
Newspapers*



**David Murphy**  
*Philadelphia  
Inquirer*



**Marc Narducci**  
*Philadelphia  
Inquirer*



**Kyle Neubeck**  
*PhillyVoice*



**Keith Pompey**  
*Philadelphia  
Inquirer*

## STATS CREW

Ron Pollack, Maria Baran, Dave Berman, Scott Berman, Michael Brock, George Burbage, Pete Gancayco, Jan Giel, Josh Ginter, Bernie Greenberg, Shaughn Howery, Dan Lobacz, Andy Mocerri, Bob Mueller, Jim Murray, Mike Notaro, Brian Pollack, Maria Pollack, Scott Ramalho, Jim Shaud, Norm Starks, Bill Stiles, Mike Sullivan, Zipu Zhang





# GENERAL INFORMATION

## REGIONAL TELEVISION COVERAGE

### NBC Sports Philadelphia

NBC Sports Philadelphia delivers more than 500 sporting events per year, highlighted by live-game coverage of the 76ers, the NHL's Philadelphia Flyers and MLB's Philadelphia Phillies, along with comprehensive gameday coverage of the NFL's Philadelphia Eagles, to fans throughout the Philadelphia region. NBC Sports Philadelphia also provides comprehensive sports news, analysis, commentary and original content across its television channels, including NBC Sports Philadelphia Plus, and digital media platforms, highlighted by NBCSportsPhiladelphia.com and the MyTeams app.



### MARC ZUMOFF

#### Television Play-by-Play Announcer

Multiple Emmy Award-winner Marc Zumoff enters his 27th season as the 76ers television play-by-play announcer and his 39th as a part of the 76ers broadcast team. Zumoff, a Philadelphia native, was officially named the television play-by-play announcer on Aug. 17, 1994. He has been honored with the Emmy Award for best sports play-by-play broadcaster 19 times. Zumoff has been honored by his alma mater, Temple University, with a Lew Klein Award and is a member of the School of Communications and Theater's hall of fame. He was also inducted into the Philadelphia Jewish Sports Hall of Fame in 2011. In 2018, Zumoff received the Bill Campbell Award from the Philadelphia Sports Writers, and was named 2019 Pennsylvania Sportscaster of the Year for the second consecutive year by the National Sports Media Association. Zumoff is a broadcast coach for both aspiring performers as well as experienced professionals at marczumoff.com. He is also co-author of the textbook *Total Sportscasting: Performance, Production and Career Development* published by Routledge Textbooks. Zumoff also appears regularly at community functions on behalf of the team. Zumoff has done play-by-play for NBC Sports' coverage of the 2016 Rio Olympic Games, as he followed the U.S. Women's basketball team to its 6th consecutive gold medal. He's also done play-by-play for NBA TV and for Turner Sports coverage of the NBA, including both regular-season and playoff games, the network's coverage of the Goodwill Games as well as play-by-play for NBC Sports Philadelphia's coverage of Philadelphia Union and college football. Prior to joining the 76ers broadcast team full time, Zumoff was a part of PRISM Sports Network, where he anchored and produced features for 76ers coverage as well as play-by-play for a variety of events and teams in the region, including the Philadelphia Flyers, the Philadelphia Big Five and the Philadelphia Fever of the Major Indoor Soccer League. Zumoff broke into television as the play-by-play talent for the Fever which helped lead to his position with PRISM. During his days at Temple, Zumoff announced Owl football and basketball games. Following his graduation from Temple University, he had stints as a radio news anchor and reporter at WBUD and WTTM Radio in Trenton, N.J., and WHWH Radio in Princeton, N.J., where he broke into play-by-play announcing Princeton football and basketball games. Zumoff lives in Philadelphia with his wife, Debbie. They have two sons, Jake and Pace, both of whom work in the aviation industry.



### ALAA ABDELNABY

#### Television Analyst

Former Philadelphia 76er and NBA veteran Alaa Abdelnaby enters his sixth season as a member of the 76ers television announcing team. His broadcasting resume includes working as an analyst for Westwood One Radio and as a studio analyst for CBS Sports Network. Abdelnaby has called several NCAA Tournament games, including the 2015 Final Four. Abdelnaby is a 1990 graduate of Duke University, where he was a Third-Team All-ACC selection as a senior while averaging 15 points and seven rebounds in 38 games. During his collegiate career, he played in three Final Fours. Abdelnaby became the first-round selection of the Portland Trail Blazers (25th overall) in the 1990 NBA Draft. Abdelnaby enjoyed a 10-year career in professional basketball, including five seasons in the NBA and a stint with the 76ers in 1995.

## RADIO COVERAGE



76ers fans will be able to catch all the Sixers action on the radio in 2020-21, as Tom McGinnis returns for his 26th season as Voice of the Sixers. McGinnis, who hosts pregame, halftime and postgame shows for every game, can be heard on the 76ers Radio Network. The Fanatic (97.5 FM) is entering its fifth full season as the 76ers flagship station.



### TOM MCGINNIS

#### Radio Play-by-Play Announcer

Tom McGinnis enters his 26th season as the voice of the Sixers Radio Network. McGinnis has become one of the most recognizable radio personalities in sports today. While handling all the play-by-play on-air, he also serves as the 76ers Director of Radio Broadcasting. McGinnis hosts numerous 76ers events and community relations efforts in the offseason. He was named 2014 Pennsylvania Sportscaster of the Year by the National Sportscasters and Sportswriters Association (NSSA). McGinnis, who grew up in Spring Valley, Ill., received a degree in Broadcast Journalism from Northern Illinois University in 1984. He played point guard his first two years in college at Benedictine University in Lisle, Ill. A three-sport standout in high school, McGinnis was inducted into the Saint

Bede Academy Athletic Hall of Fame. Prior to joining the 76ers for the 1995-96 season, McGinnis recorded 13 years of broadcasting experience, including seven years at local television stations, four years of play-by-play in the CBA with the Cedar Rapids Silver Bullets (1989-90) and LaCrosse Catbirds (1990-93) and two years calling minor league hockey games with the Cleveland Lumberjacks and the South Carolina Stingrays. McGinnis lives in New Jersey with his wife, Robin Rieger, formerly of KYW-TV, and their two children, Kenna and Luke.

## NBA KEY DATES

### 2020

**Dec. 1-5:** Individual player workouts

**Dec. 1-5:** Media "Week"

**Dec. 6:** Group player workout begin

**Dec. 11-19:** Preseason games

**Dec. 21:** Rosters set for NBA Opening Day (5 p.m. ET)

**Dec. 22, 2020 - March 4, 2021:** First Half of regular season

### 2021

**Feb. 23:** 10-Day contracts may now be signed

**Feb. 27:** Standard NBA contracts guaranteed for the remainder of season

**March 5-10:** All-Star break

**March 11 - May 16:** Second Half of regular season

**March 25:** NBA Trading Deadline

**May 13-15:** Class of 2020 Basketball Hall of Fame Enshrinement

**May 18-21:** Play-In Tournament

**May 22 - July 22:** 2021 NBA Playoffs





# GENERAL INFORMATION

## PHILADELPHIA 76ERS PRACTICE FACILITY

The Philadelphia 76ers officially opened the basketball operations portion of the team's 125,000-square-foot Training Complex on September 23, 2016. The Training Complex, which is the largest in the NBA, is designed to foster team building and unity, communication, innovation, and the spirit of competition. The basketball operations facility includes two NBA regulation-size basketball courts, a 2,800-square-foot player locker room, and state-of-the-art performance, wellness, recovery, and hydrotherapy rooms. The basketball training facility was conceived to be a 24/7 destination for elite NBA and front office talent with amenities including a player restaurant, private balcony, film and press room.



## DIRECTIONS TO THE PHILADELPHIA 76ERS TRAINING COMPLEX

**PHILADELPHIA 76ERS TRAINING COMPLEX**  
(3 BANNER WAY, CAMDEN, NJ 08103)

### BY BUS

- Take NJ Transit Bus from Philadelphia (6th and Race St.) to New Jersey (Broadway and Cooper). The facility is a 10 minute walk from that bus stop.

### BY CAR

#### FROM NEW YORK, NEW JERSEY OR NEW ENGLAND:

- Take the New Jersey Turnpike South to Exit 4, which is NJ-73 N.
- Take NJ-73 N to exit NJ-38 W/Kaighns Ave.
- Continue on Kaighns Ave before turning slightly right onto US-30 W.
- Take the exit toward Martin Luther King Blvd. Continue onto MLK Blvd.
- Turn left onto St. Front Street.

#### FROM PHILADELPHIA INTERNATIONAL AIRPORT,

#### WASHINGTON, D.C., BALTIMORE OR MARYLAND:

- Take Interstate 95 North.
- Take I-76 E to exit 354 toward US 130 N/NJ-168.
- Keep left, following signs for Camden/Waterfront.
- Take exit 5A toward US-30.
- Follow Dr. Martin Luther King Blvd to S. Front Street.
- Turn left onto S. Front Street.



# GENERAL INFORMATION



## NATIONAL BASKETBALL ASSOCIATION

### NBA ENTERTAINMENT WOMEN'S NATIONAL BASKETBALL ASSOCIATION NBA G LEAGUE NBA 2K LEAGUE



#### NEW YORK

Olympic Tower  
645 Fifth Avenue  
New York, NY 10022  
Telephone: (212) 407-8000  
Fax: (212) 832-3861

#### NEW JERSEY

100 Plaza Drive  
Secaucus, NJ 07094  
Telephone: (201) 865-1500  
Fax: (201) 974-5973

#### BRAZIL

Av Borges de Medeiros, 633  
Sala 301 - Leblon  
Rio de Janeiro, RJ, Brazil 22430-041  
Telephone: +55-21-3206-6400  
Fax: +55-21-2586-6001

#### EUROPE

Headquarters - NBA EMEA  
Endeavour House  
189 Shaftesbury Avenue  
London, United Kingdom WC2H 8JR  
Telephone: +44-20-7420-8900

#### PHILIPPINES

Unit 1701, World Plaza Building  
5th Avenue Corner 30th Street  
Bonifacio Global City  
Taguig, Philippines  
Jandric Lim, Communications  
Telephone: +632-866-8205

#### MEXICO

Av. Prolongacion Paseo de  
la Reforma 1236, Planta baja  
Col. Desarrollo Santa Fe, CP. 05348  
Del. Cuajimalpa de Morelos, Ciudad de  
Mexico Mexico 1210

#### SPAIN

Leganitos Street 6th Floor  
28013 Madrid, Spain  
Ignasi Castello, Communications,  
Cell: +34-614-200-051

#### CHINA—BEIJING

19th Floor, Office Tower 2,  
China Central Place  
No. 79 Jianguo Road, Chaoyang District  
Beijing, China 100025  
Telephone: +86-10-5200-8200  
Fax: +86-10-5200-8202

#### CANADA

50 Bay Street  
Suite 1402  
Toronto, Ontario  
Canada M5J 3A5  
Telephone: (416) 682-2000  
Fax: (416) 364-0205

#### AFRICA

9th Floor GreenPark Corner,  
3 Lower Road  
Morningside 2196  
Johannesburg, South Africa  
Telephone: +27-100-072-668

#### CHINA—SHANGHAI

Unit 2703-2708, 27F,  
Tower 2 Plaza 66  
1366 Nanjing West Road,  
Jing An District  
Shanghai, China 200040  
Telephone: +86-21-6137-2200  
Fax: +86-21-6288-9920

#### HONG KONG

Room 3101, Lee Gardens One  
33 Hysan Avenue  
Causeway Bay, Hong Kong  
Telephone: +852-2843-9600  
Fax: +852-2536-4808

#### INDIA

C-1804, ONE BKC  
G Block, Bandra Kurla Complex,  
Bandra East, Mumbai - 400051  
Telephone: +91-22-6124-6100

#### TAIWAN

Suite 1303, No. 88, Section 2  
Chung Hsiao East Road  
Taipei, Taiwan ROC 100  
Telephone: +886-2-2397-8000  
Fax: +886-2-2358-1098

#### TAIWAN

Suite 1303, No. 88, Section 2  
Chung Hsiao East Road  
Taipei, Taiwan ROC 100  
Telephone: +886-2-2397-8000  
Fax: +886-2-2358-1098

#### LONDON

Endeavour House,  
189 Shaftesbury Avenue  
London, United Kingdom WC2H 8JR  
Telephone: +44-20-7420-8900

#### SPAIN

Leganitos Street 6th Floor  
28013 Madrid, Spain  
Ignasi Castello, Communications  
Telephone +34-912-153-573





# GENERAL INFORMATION



## NBA G LEAGUE

OLYMPIC TOWER, 645 5TH AVENUE, 18TH FLOOR  
NEW YORK, NY 10022

CONTACT: PHIL BAUSK (PBAUSK@NBA.COM)



### Agua Caliente Clippers of Ontario

9680 Haven Ave. #120;  
Rancho Cucamonga, CA 91730  
Tel: (909) 406-9090  
Arena: Citizens Business Bank Arena  
Media Relations Contact: Cooper Dzierzanowski  
(cdzierzanowski@clippers.com)  
Website: [www.aguacalienteclippers.com](http://www.aguacalienteclippers.com)  
NBA Affiliation: LA Clippers

### Austin Spurs

13581 Pond Springs Road, Suite 108, Austin, TX 78729  
Tel: (512) 236-8333; Fax: (512) 236-8444  
Arena: H-E-B Center at Cedar Park  
Media Relations Contact: Amanda Janczak  
(ajanczak@attcenter.com); Perri Travillion  
(ptravillion@attcenter.com)  
Website: [www.austinspurs.com](http://www.austinspurs.com)  
NBA Affiliation: San Antonio

### Canton Charge

1101 Market Avenue North; Canton, OH 44702  
Tel: (866) 444-1944; Fax: (330) 489-1703  
Arena: Canton Memorial Civic Center  
Media Relations Contact: Sean Wyatt  
(swyatt@cantoncharge.com);  
Joanna Radov (jradov@cantoncharge.com)  
Website: [www.cantoncharge.com](http://www.cantoncharge.com)  
NBA Affiliation: Cleveland

### Capital City Go-Go

1100 Oak Drive SE; Washington, DC 20032  
Tel: (202) 318-5278  
Arena: Entertainment & Sports Arena in Congress Heights  
Media Relations Contact: Matt Quinn  
(mquinn@monumentalsports.com)  
Website: [www.CapitalCityGoGo.com](http://www.CapitalCityGoGo.com)  
NBA Affiliation: Washington

### Capitanes de la Ciudad de México

Paseo del Pedregal 610. Jardines del Pedregal,  
Ivora Obregon 01900 CDMX Mexico  
el: +52 55 5652 0028  
Arena: Gimnasio Juan de la Barrera  
Media Relations Contact: Adriana Barrón  
(abarron@capitanes.mx)  
Website: <http://capitanes.mx>

### College Park Skyhawks

101 Marietta St. NW Suite 1100; Atlanta, GA 30303  
Tel: (404) 878-3800  
Arena: Gateway Center Arena @ College Park  
Media Relations Contact: Jelani Downing  
(jelani.downing@hawks.com)  
Website: [www.cpskyhawks.com](http://www.cpskyhawks.com)  
NBA Affiliation: Atlanta

### Delaware Blue Coats

401 Garasches Lane, Wilmington, DE 19801  
Tel: (302) 504-7587  
Arena: 76ers Fieldhouse  
Media Relations Contact: Matt Murphy  
(mattmurphy@76ers.com); Alex Yoh (alexxyoh@76ers.com)  
Website: [www.sixers.com/bluecoats](http://www.sixers.com/bluecoats)  
NBA Affiliation: Philadelphia

### Erie BayHawks

110 East 8th Street; Erie, PA 16501  
Tel: (814) 790-5600  
Arena: Erie Insurance Arena  
Media Relations Contact: Michael Somrak  
(michael.somrak@nbaerie.com); Matt Bresee  
(matt.bresee@nbaerie.com)  
Website: [www.nbaerie.com](http://www.nbaerie.com)  
NBA Affiliation: New Orleans

### Fort Wayne Mad Ants

1910 St. Joe Center Rd, Suite 61; Fort Wayne, IN 46825  
Tel: (260) 469-4667  
Arena: Allen County War Memorial Coliseum  
Media Relations Contact: Dan Vance  
(dvance@ftwaynemadants.com)  
Website: [www.ftwaynemadants.com](http://www.ftwaynemadants.com)  
NBA Affiliation: Indiana

### Grand Rapids Drive

62 Commerce Ave SW Suite 201, Grand Rapids, MI, 49503  
Tel: (844) 473-7483  
Arena: DeltaPlex Arena  
Media Relations Contact: Rob Johnson  
(rjohnson@nbagrandrapids.com)  
Website: [www.nbagrandrapids.com](http://www.nbagrandrapids.com)  
NBA Affiliation: Detroit

### Greensboro Swarm

2411 B West Gate City Blvd.; Greensboro, NC 27403  
Tel: (336) 907-3600  
Arena: Fieldhouse at the Greensboro Coliseum Complex  
Media Relations Contact: Justin Trujillo (jtrujillo@hornets.com)  
Website: [www.gsoswarm.com](http://www.gsoswarm.com)  
NBA Affiliation: Charlotte

### Iowa Wolves

730 3rd Street; Des Moines, Iowa 50309  
Tel: (515) 564-8550; Fax: (515) 564-8551  
Arena: Wells Fargo Arena  
Media Relations Contact: Seth Nutting  
(seth.nutting@iawolves.com)  
Website: [www.iawolves.com](http://www.iawolves.com)  
NBA Affiliation: Minnesota

### Lakeland Magic

701 West Lime Street; Lakeland, FL 33815  
Tel: (863) 825-3258; Fax: (863) 825-3279  
Arena: RP Funding Center  
Media Relations Contact: Owen Fasolas  
(ofasolas@lakelandmagic.com); Hans Steinbrenner  
(hsteinbrenner@lakelandmagic.com)  
Website: [www.lakelandmagic.com](http://www.lakelandmagic.com)  
NBA Affiliation: Orlando



# GENERAL INFORMATION



## NBA G LEAGUE

OLYMPIC TOWER, 645 5TH AVENUE, 18TH FLOOR  
NEW YORK, NY 10022  
CONTACT: PHIL BAUSK (PBAUSK@NBA.COM)



### Long Island Nets

168 39th Street, 8th Floor; Brooklyn, NY 11232  
Tel: (718) 215-2299; Fax: (718) 522-3544  
Arena: Nassau Coliseum  
Media Relations Contact: Megan Walsh  
(mwash@brooklynnets.com)  
Website: www.longislandnets.com  
NBA Affiliation: Brooklyn

### Maine Red Claws

550 Forest Avenue; Portland, ME 04012  
Tel: (207) 210-6655; Fax: (207) 210-6659  
Arena: Portland Exposition Building  
Media Relations Contact: Evans Boston (eboston@maineredclaws.com)  
Website: www.maineredclaws.com  
NBA Affiliation: Boston

### Memphis Hustle

191 Beale Street; Memphis, TN 38103  
Tel: (901) 205-1234; Fax: (901) 205-1244  
Arena: Landers Center  
Media Relations Contact: Corey Moore  
(CMoore@grizzlies.com)  
Website: www.memphishustle.com  
NBA Affiliation: Memphis

### Northern Arizona Suns

3201 N. Main Street; Prescott Valley, AZ 86314  
Tel: (928) 772-7867  
Arena: Findlay Toyota Center  
Media Relations Contact: Bryce Marsee  
Website: www.nazsuns.com  
NBA Affiliation: Phoenix

### Oklahoma City Blue

208 Thunder Drive; Oklahoma City, OK 73102  
Tel: (405) 208-4800; Fax: (405) 429-7900  
Arena: Cox Convention Center  
Media Relations Contact: Laila Wani (lwani@okcthunder.com);  
Shelby Willingham (swillingham@okcthunder.com)  
Website: www.oklahomacityblue.com  
NBA Affiliation: Oklahoma City

### Raptors 905

5600 Rose Cherry Place; Mississauga, ON L4Z4B6  
Tel: (416) 815-5600 Fax: (416) 357-9205  
Arena: Paramount Fine Foods Centre  
Media Relations Contact: Stefano Toniutti  
(Stefano.toniutti@mlse.com)  
Website: www.raptors905.com  
NBA Affiliation: Toronto

### Rio Grande Valley Vipers

4900 S. I-69; Edinburg, Texas, 78539  
Tel: (956) 369-8959; Fax: (956) 972-1150  
Arena: Bert Ogden Arena  
Media Relations Contact: Amairani Ramirez  
(mediarelations@rgvipers.com)  
Website: www.rgvipers.com  
NBA Affiliation: Houston

### Salt Lake City Stars

1420 S 500 W; Salt Lake City, UT 84115  
Tel: (801) 325-7827  
Arena: Lifetime Activities Center - Bruin Arena  
Media Relations Craig Williams  
(kraig.williams@slbees.com); Olivia Hill  
(olivia.hill@utahjazz.com)  
Website: www.slstars.com  
NBA Affiliation: Utah

### Santa Cruz Warriors

903 Pacific Avenue, Suite 101; Santa Cruz, CA 95060  
Tel: (831) 731-4400  
Arena: Kaiser Permanente Arena  
Media Relations Contact: Shannon Stabler  
(sstabler@santacruzbasketball.com); Alyssa Beaton  
(abeaton@santacruzbasketball.com)  
Website: www.santacruzbasketball.com  
NBA Affiliation: Golden State

### Sioux Falls Skyforce

2131 South Minnesota Ave; Sioux Falls, SD 57105  
Tel: (605) 332-0605  
Arena: Sanford Pentagon  
Media Relations Contact: Matt Dykstra  
(mdykstra@skyforceonline.com)  
Website: www.skyforceonline.com  
NBA Affiliation: Miami

### South Bay Lakers

2275 E. Mariposa Ave.; El Segundo, CA 90245  
Tel: (310) 426-6000; Fax: (310) 426-6031  
Arena: Toyota Sports Center  
Media Relations Contact: Noah Camarena  
(ncamarena@sb-lakers.com)  
Website: www.sblakers.com  
NBA Affiliation: LA Lakers

### Stockton Kings

400 E. Main, Suite 760, 95202; Stockton, CA  
Tel: (888) 465-7209  
Arena: Stockton Arena  
Media Relations Contact: Rahsaan Gethers  
(rgethers@kings.com); Kari Ida (kida@kings.com)  
Website: www.stocktonkings.com  
NBA Affiliation: Sacramento

### Texas Legends

2601 Avenue of the Stars, Suite 300; Frisco, TX 75034  
Tel: (214) 469-0822; Fax: (214) 469-0823  
Arena: Comerica Center  
Media Relations Contact: Britney Wynn  
(bwynn@texlegends.com)  
Website: www.texlegends.com  
NBA Affiliation: Dallas





## GENERAL INFORMATION



### NBA G LEAGUE

OLYMPIC TOWER, 645 5TH AVENUE, 18TH FLOOR  
NEW YORK, NY 10022  
CONTACT: PHIL BAUSK (PBAUSK@NBA.COM)



#### Westchester Knicks

198 Central Ave.; White Plains, NY 10606

Tel: (914) 559-6888

Arena: Westchester County Center

Media Relations Contact: Ajah Hawley-Alexander

(ajah.hawley-alexander@msgsports.com)

Website: [www.westchesterknicks.com](http://www.westchesterknicks.com)

NBA Affiliation: New York

#### Windy City Bulls

5333 Prairie Stone Parkway; Hoffman Estates, IL 60192

Tel: (847) 396-7070

Arena: NOW Arena

Media Relations Contact: Brad Seymour

(bs Seymour@bulls.com)

Website: [www.windycitybulls.com](http://www.windycitybulls.com)

NBA Affiliation: Chicago

#### Wisconsin Herd

549 High Avenue; Oshkosh, WI 54901

Tel: (920) 233-4374; Fax: (920) 744-0238

Arena: Menominee Nation Arena

Media Relations Contact: Eric Kohlbeck

(ekohlbeck@bucks.com)

Website: [www.wisconsinherd.com](http://www.wisconsinherd.com)

NBA Affiliation: Milwaukee



# GENERAL INFORMATION

## DELAWARE BLUE COATS



The Delaware Blue Coats are the official NBA G League affiliate of the Philadelphia 76ers. The team plays its home games at the all-new 76ers Fieldhouse in Wilmington, Delaware. The Delaware Blue Coats organization is a Harris Blitz Sports & Entertainment property.

## DELAWARE BLUE COATS 2019-20 SEASON RESULTS

Date	Opponent	W/L	Team/Opp	Record	Date	Opponent	W/L	Team/Opp	Record
Nov. 9	Maine	L	125-148	0-1	Jan. 17	@Grand Rapids	L	95-123	13-10
Nov. 11	Greensboro	W	141-135	1-1	Jan. 20	South Bay	W	119-109	14-10
Nov. 15	@Long Island	W	152-137	2-1	Jan. 22	@Memphis	L	121-138	14-11
Nov. 16	Canton	L	111-123	2-2	Jan. 24	Greensboro	W	134-95	15-1
Nov. 19	Capital City	L	105-125	2-3	Jan. 25	Erie	W	134-103	16-11
Nov. 21	@College Park	W	120-112	3-3	Jan. 29	@Canton	L	103-116	16-12
Nov. 23	Wisconsin	L	119-124	3-4	Feb. 1	@Erie	W	111-103	17-12
Nov. 29	Westchester	W	110-93	4-4	Feb. 5	Windy City	L	103-114	17-13
Dec. 1	@Lakeland	W	109-83	5-4	Feb. 7	@College Park	W	121-114	18-13
Dec. 3	Raptors	W	115-106	6-4	Feb. 9	@Fort Wayne	L	102-136	18-14
Dec. 6	Capital City	W	110-109	7-4	Feb. 11	@Sioux Falls	W	98-88	19-14
Dec. 7	@Maine	W	128-123	8-4	Feb. 13	Stockton	L	117-128	19-15
Dec. 14	@Raptors	W	114-107	9-4	Feb. 21	Canton	L	115-131	19-16
Dec. 17	@Greensboro	W	139-124	10-4	Feb. 25	@Wisconsin	L	128-133	19-17
Dec. 19	Stockton	L	120-127	10-5	Feb. 27	@Wisconsin	L	106-125	19-18
Dec. 21	Maine	L	125-128	10-6	Feb. 29	Windy City	W	122-99	20-18
Dec. 27	College Park	L	125-132	10-7	Mar. 2	@Capital City	W	105-102	21-18
Dec. 31	@Maine	L	115-126	10-8	Mar. 4	@Long Island	L	108-124	21-19
Jan. 4	Long Island	W	111-88	11-8	Mar. 7	@Raptors	L	98-117	21-20
Jan. 7	@Westchester	W	122-109	12-8	Mar. 8	Lakeland	L	116-129	21-21
Jan. 10	Grand Rapids	L	91-100	12-9	Mar. 11	Maine	W	113-92	22-21
Jan. 14	@Lakeland	W	108-95	13-9					

### DELAWARE BLUE COATS QUICK FACTS

**Website:** [www.sixers.com/bluecoats](http://www.sixers.com/bluecoats)

**Ticket Information:** (302) 504-7587

**Office/Arena:** 76ers Fieldhouse  
(401 Garasches Lane, Wilmington, Delaware 19801)

**General Manager:** Matt Lilly

**Assistant General Manager:** Jameer Nelson

**President:** Larry Meli

**Head Coach:** Connor Johnson

## 2019-20 ASSIGNMENTS AND CALL-UPS

10/28/19: Zhaire Smith assigned to Delaware  
11/13/19: Jonah Bolden assigned to Delaware  
11/19/19: Shake Milton assigned to Delaware  
11/26/19: Jonah Bolden assigned to Delaware  
11/26/19: Zhaire Smith assigned to Delaware  
11/28/19: Jonah Bolden assigned to Delaware  
11/28/19: Shake Milton assigned to Delaware  
12/2/19: Zhaire Smith assigned to Delaware  
12/3/19: Jonah Bolden assigned to Delaware  
12/10/19: Jonah Bolden assigned to Delaware  
12/11/19: Jonah Bolden assigned to Delaware

12/12/19: Zhaire Smith assigned to Delaware  
12/15/19: Shake Milton assigned to Delaware  
12/26/19: Zhaire Smith assigned to Delaware  
12/26/19: Jonah Bolden assigned to Delaware  
1/5/20: Zhaire Smith assigned to Delaware  
1/9/20: Zhaire Smith assigned to Delaware  
2/7/20: Norvel Pelle signed to a standard NBA contract by Philadelphia  
2/19/20: Zhaire Smith assigned to Delaware  
3/11/20: Norvel Pelle assigned to Delaware





# GENERAL INFORMATION

## DELAWARE BLUE COATS STAFF

General Manager.....	Matt Lilly
Assistant General Manager.....	Jameer Nelson
Head Coach.....	Connor Johnson
Assistant Coach.....	Xavier Silas
Assistant Coach.....	Àlex Terés
Assistant Coach.....	Spencer Rivers
Manager of Basketball Operations.....	Danielle Lyons
President.....	Larry Meli
Sr. Director, Marketing & Communications.....	Alex Yoh
Manager, Sales & Service.....	Justine Heidengren
Manager, Business Development.....	Joe Kane
Account Executive.....	Felicia Cruel
Account Executive.....	Nate Johnson
Account Executive.....	Ryan McGovern
Ambassador of Basketball.....	Joe Richmond
Communications Coordinator.....	Matt Murphy
Community Development Associate.....	Aris Watson



# GENERAL INFORMATION

## 2019-20 NBA G LEAGUE FINAL REGULAR SEASON STANDINGS

### G LEAGUE EASTERN CONFERENCE

#### G League Atlantic Division

Team	W	L	Pct	GB	Home	Road	Last 10	Streak
Maine	28	14	.667	---	14 6	14 8	5-5	Lost 3
Delaware	22	21	.512	6.5	10 12	12 9	3-7	Won 1
Raptors 905	22	21	.512	6.5	12 8	10 13	8-2	Won 4
Long Island	19	23	.452	9.0	10 14	9 9	5-5	Lost 2
Westchester	17	24	.415	10.5	7 13	10 11	2-8	Lost 2

#### G League Central Division

Team	W	L	Pct	GB	Home	Road	Last 10	Streak
Wisconsin	33	10	.767	---	16 7	17 3	8-2	Won 2
Canton	29	14	.674	4.0	20 4	9 10	8-2	Won 1
Grand Rapids	25	18	.581	8.0	12 7	13 11	6-4	Lost 2
Fort Wayne	21	22	.488	12.0	16 8	5 14	4-6	Won 3
Windy City	17	26	.395	16.0	7 13	10 13	5-5	Lost 1

#### G League Southeast Division

Team	W	L	Pct	GB	Home	Road	Last 10	Streak
Lakeland	25	17	.595	---	11 11	14 6	6-4	Won 6
Capital City	22	21	.512	3.5	14 7	8 14	6-4	Lost 1
College Park	20	23	.465	5.5	9 10	11 13	3-7	Lost 3
Erie	13	30	.302	12.5	8 12	5 18	4-6	Lost 1
Greensboro	9	34	.209	16.5	4 17	5 17	2-8	Won 1

### G LEAGUE WESTERN CONFERENCE

#### G League Southwest Division

Team	W	L	Pct	GB	Home	Road	Last10	Streak
Salt Lake City	30	12	.714	---	17 6	13 6	8-2	Won 6
Austin	24	18	.571	6.0	13 9	11 9	5-5	Lost 1
Texas	24	19	.558	6.5	12 11	12 8	6-4	Lost 1
Rio Grande Valley	15	27	.357	15.0	6 13	9 14	4-6	Lost 1

#### G League Pacific Division

Team	W	L	Pct	GB	Home	Road	Last 10	Streak
Stockton	24	19	.558	---	12 8	12 11	6-4	Won 2
Agua Caliente	22	22	.500	2.5	12 10	10 12	5-5	Won 2
Santa Cruz	21	21	.500	2.5	8 12	13 9	4-6	Won 1
South Bay	19	25	.432	5.5	13 6	6 19	6-4	Won 1
Northern Arizona	8	34	.190	15.5	3 18	5 16	0-10	Lost 14

#### G League Midwest Division

Team	W	L	Pct	GB	Home	Road	Last 10	Streak
Memphis-GLG	26	15	.634	---	14 7	12 8	3-7	Lost 4
Sioux Falls	22	20	.524	4.5	15 7	7 13	7-3	Won 2
Oklahoma City	20	22	.476	6.5	12 10	8 12	5-5	Lost 3
Iowa	19	24	.442	8.0	10 13	9 11	4-6	Won 1





# GENERAL INFORMATION

## 2019-20 NBA G LEAGUE STATISTICAL LEADERS

SCORING AVERAGE	G	FG	FT	PTS	AVG	REBOUNDS PER GAME	G	OFF	DEF	TOT	AVG	ASSISTS PER GAME	G	TOT	AVG
Shayok, DEL	35	309	64	805	23.0	Rabb, WES	29	106	246	352	12.1	Gabby, OKL	38	336	8.8
Gray, ERI	37	321	76	831	22.5	Jones, WIS	42	169	335	504	12.0	Hollins, GRD	37	310	8.4
Adams, WIS	33	250	89	710	21.5	Cacok, SBL	33	140	253	393	11.9	Ennis, RAP	42	314	7.5
Guy, STO	37	267	75	794	21.5	Cheatham, ERI	34	110	286	396	11.6	Peters, WES	32	235	7.3
Hannahs, MHU	37	277	75	792	21.4	Koumadje, DEL	33	125	235	360	10.9	Waters, MNE	36	243	7.3
Vincent, STO-SXF	31	223	47	648	20.9	Uthoff, MHU	34	86	278	364	10.7	Gray, ERI	37	270	7.3
Harper, NAS	33	215	111	688	20.8	Hall, GRD	38	155	243	398	10.5	Bone, GRD	31	220	7.1
Anderson, RAP-LIN	31	219	69	639	20.6	Toscano-Anderson, SCW	31	61	219	280	9.0	Lemon, FWN	39	267	6.8
Lemon, FWN	39	321	67	793	20.3	Welsh, GBO	43	145	239	384	8.9	Pargo, SCW	39	246	6.3
Johnson, AUS	31	243	78	630	20.3	Maten, MNE	39	117	228	345	8.8	Munford, DEL	43	269	6.3
Law, LAK	33	251	42	650	19.7	Spalding, RGV-GBO	36	111	193	304	8.4	Barber, CPS	39	242	6.2
Cacok, SBL	33	269	62	640	19.4	Jack, OKL	32	92	170	262	8.2	Robinson, CAP-DEL	33	203	6.2
Palmer, ACC	31	207	79	592	19.1	Lawson, AUS	42	118	225	343	8.2	Rathan-M., TEX-ACC	39	236	6.1
Adams, ERI	40	294	54	759	19.0	Davis, SCW	42	119	220	339	8.1	Grant, CAP	39	231	5.9
Jones, CAP	37	249	88	701	18.9	Woodbury, GRD	41	115	214	329	8.0	Doyle, WCB	40	234	5.8
Uthoff, MHU	34	253	49	643	18.9	Law, LAK	33	54	210	264	8.0	Fields, TEX	38	220	5.8
Brantley, SLC	33	233	64	619	18.8	Jones, CAP	37	77	217	294	7.9	Adams, WIS	33	189	5.7
Mathias, TEX	42	253	64	762	18.1	Bigby-W., ERI-SXF-FWN	35	102	174	276	7.9	Harper, NAS	33	189	5.7
Maten, MNE	39	270	89	707	18.1	Antetokounmpo, SBL	38	80	216	296	7.8	Simmons, GBO	37	207	5.6
Horton-Tucker, SBL	38	262	55	688	18.1	McDaniels, GBO	31	56	185	241	7.8	Robinson, AUS	30	161	5.4

FIELD GOAL PCT.	FG	FGA	PCT	3-PT FIELD GOAL PCT.	3FG	3GA	PCT	FREE THROW PCT.	FT	FTA	PCT
Leo, SXF	206	279	.738	Rowsey, LAK	71	151	.470	Hannahs, MHU	75	83	.904
Fall, MNE	164	232	.707	Hicks, FWN	53	113	.469	Bowen, FWN	75	86	.872
Davis, SCW	215	310	.694	Ingram, SBL	54	116	.466	Ennis, RAP	87	101	.861
Hall, GRD	229	346	.662	Hannahs, MHU	117	262	.447	Magette, LAK	90	107	.841
Cacok, SBL	269	408	.659	Nowell, IWA	79	181	.436	Grant, CAP	96	115	.835
Brown, TEX	184	284	.648	Grant, CAP	64	147	.435	Ellenson, LIN-RAP	68	82	.829
Antetokounmpo, SBL	202	324	.623	Gaddy, OKL	46	107	.430	McCall, CPS	117	143	.818
Ward, CPS	159	262	.607	Taylor, SCW	46	107	.430	Mason, WIS	75	92	.815
Mika, STO	178	295	.603	Magette, LAK	98	229	.428	Canaan, STO	70	86	.814
Jack, OKL	158	264	.598	Mason, WIS	77	181	.425	Blossomgame, RGV-WCB	78	96	.813

STEALS PER GAME	G	STL	AVG	BLOCKS PER GAME	G	BLK	AVG	MINUTES PER GAME	G	MIN	AVG
Hollins, GRD	37	100	2.70	Koumadje, DEL	33	133	4.03	Guy, Kyle, STO	37	1365	36.9
Gray, ERI	37	88	2.38	Pointer, CTN	43	85	1.98	Mathias, TEX	42	1517	36.1
Macura, CTN	39	92	2.36	Bigby-W., ERI-SXF-FWN	35	62	1.77	Gray, ERI	37	1332	36.0
Simon, WCB	43	95	2.21	Moore, DEL	39	68	1.74	Lemon, FWN	39	1391	35.7
Rodriguez, RGV-AUS	35	74	2.11	Davis, SCW	42	72	1.71	Law, LAK	33	1153	35.0
Reaves, TEX	37	73	1.97	Lee, SXF	42	67	1.60	Uthoff, MHU	34	1185	34.9
Ennis, RAP	42	82	1.95	Kyser, LAK	41	62	1.51	Doyle, WCB	40	1391	34.8
Doyle, WCB	40	77	1.93	Bolden, CTN	38	56	1.47	Randolph, CTN	39	1348	34.6
McDaniels, GBO	31	59	1.90	Spalding, RGV-GBO	36	52	1.44	Demps, STO	41	1406	34.3
Waters, MNE	36	68	1.89	2 tied			1.34	Ennis, RAP	42	1438	34.2

**\*2019-20 NBA G LEAGUE POSTSEASON WAS CANCELLED DUE TO CORONAVIRUS PANDEMIC\***



## GENERAL INFORMATION

### 2019-20 NBA G LEAGUE AWARD WINNERS

**Most Valuable Player:** Frank Mason III (Wisconsin Herd)  
**Dennis Johnson Coach of the Year:** Martin Schiller (Salt Lake City Stars)  
**Defensive Player of the Year:** Christ Koumadje (Delaware Blue Coats)  
**Rookie of the Year:** Tremont Waters (Maine Red Claws)  
**Jason Collier Sportsmanship Award:** Ivan Rabb (Westchester Knicks)  
**Most Improved Player:** Gabe Vincent (Sioux Falls Skyforce)  
**Basketball Executive of the Year:** Bart Taylor (Salt Lake City Stars)

### 2019-20 ALL-NBA G LEAGUE TEAMS

#### FIRST TEAM

Jaylen Adams – Wisconsin  
Jarrell Brantley – Salt Lake City  
Devontae Cacok – South Bay  
Frank Mason III – Wisconsin  
Jarrod Uthoff – Memphis

#### SECOND TEAM

Donta Hall – Grand Rapids  
BJ Johnson – Lakeland  
Josh Magette – Lakeland  
Johnathan Motley – Agua Caliente  
Tremont Waters – Maine

#### THIRD TEAM

Justin Anderson – Long Island  
Dusty Hannahs – Memphis  
Jemerrio Jones – Wisconsin  
Vic Law – Lakeland  
Marial Shayok – Delaware

### 2019-20 NBA G LEAGUE ALL-DEFENSIVE TEAM

Tacko Fall – Maine  
Tra-Deon Hollins – Grand Rapids  
Christ Koumadje – Delaware  
Sir'Dominic Pointer – Canton  
Kenny Wooten – Westchester

### 2019-20 NBA G LEAGUE ALL-ROOKIE TEAM

Jarrell Brantley – Salt Lake City  
Devontae Cacok – South Bay  
Donta Hall – Grand Rapids  
Marial Shayok – Delaware  
Tremont Waters – Maine





# GENERAL INFORMATION

## THE CENTER



### THE CENTER QUICK FACTS

#### MANAGEMENT COMPANY:

Spectra

#### TICKETING:

WellsFargoCenterPhilly.com

**OPENING DATE:** August 31, 1996

**FIRST 76ERS GAME AT THE CENTER:**  
76ers vs. Milwaukee (11/1/96)

**CAPACITY (BASKETBALL):** 21,000

**PREMIUM SEATING:** 100 suites,  
14 club boxes, 5 Lofts

**CONCESSION STANDS:** 60 locations

**PARKING:** Accommodations for  
6,100 cars

**AMENITIES:** Center City Club, Cadillac  
Grille, Assembly Room, BetRivers.com  
Sports Lounge

**SCOREBOARD:** The Center welcomed the world's first Kinetic 4K center-hung scoreboard in summer of 2019. The first-of-its-kind system features a grand total of 6,601 square feet of 4K LED video technology and has 50% more screen real estate than the arena's previous model. It has an unprecedented ability to transform and be configured in a variety of formats to best highlight the action below. It also has two crown trusses and has two double-sided crown trusses that have the ability to move vertically and a more traditional four-sided LED ribbon sits on top of the center-hung. The trusses can appear as part of the overall center-hung during game play, but quickly convert into separate entertainment displays featuring real-time movement and a stimulating next-generation light show.

#### MAJOR EVENTS:

- 1996 World Cup of Hockey
- 1997 Stanley Cup Finals
- 1998 U.S. Figure Skating Championships (Olympic Trials)
- 1999 WWF Wrestlemania XV
- 1999 American Hockey League All-Star Game
- 2000 NCAA Women's Basketball Final Four
- 2000 Republican National Convention
- 2001 and 2002 X Games
- 2001 NCAA Men's East Regionals
- 2001 NBA Finals
- 2002 NBA All-Star Weekend
- 2006 NCAA Men's Basketball First & Second Round
- 2008 Gymnastic Olympic Trials
- 2009 NCAA Men's Basketball First & Second Round
- 2011 NCAA Wrestling Championships
- 2013 NCAA Men's Basketball Second & Third Round
- 2014 National Hockey League Entry Draft
- 2014 NCAA Frozen Four
- 2016 NCAA Men's College Basketball East Regionals
- 2016 Democratic National Convention
- 2019 Overwatch League Grand Finals

### PROJECT FACTS

#### COST

\$210 million

#### GROUND BREAKING

Sept. 14, 1994

#### ARCHITECTS

Ellerbe Becket

#### BUILDERS

L.F. Driscoll

#### PROJECT MANAGERS

Fox Management Company

#### DETAILS

1,400 workers, 7,000 tons of steel, 19,000 cubic yards of concrete, 32,500 square feet of glass, 62,000 lineal feet of driven piles, 76,000 tiles, 400,000 square feet of dry wall.

The Center is currently undergoing a multi-year transformation. Highlights of the latest phase include:

- **New City Terrace:** The completely reimagined top level of the arena which includes the Assembly Room, Liberty Lofts and Revolutionary Row. Also includes the new BetRivers.com Sports Lounge.
- **Center City Club:** The luxury event-level club which doubled in size to 7,400 square feet with direct access to the best seats in the arena. Includes a large show kitchen flanked by two 50-foot luxury bars on either side that are backed by 700 total square feet of LED screen real estate.
- **Main Concourse:** Upgrades on the ground level include a re-conceptualized approach to dining and social interaction throughout, 8,000 brand new seats within the lower bowl, a new and relocated concierge-style box office and a dynamic LED video and lighting system that reacts in real time to carry the energy of the game to every corner of the Wells Fargo Center.

# GENERAL INFORMATION

## DIRECTIONS TO THE CENTER

**FROM NEW JERSEY VIA THE WALT WHITMAN BRIDGE:** Follow the signs for Broad Street. At the end of the Broad Street ramp, turn left and follow the signs to the Sports Complex. The Center will be on your left.

**FROM INTERSTATE 76/SCHUYLKILL EXPRESSWAY:** Traveling east, follow the signs for South Jersey, Walt Whitman Bridge and Sports Complex. Continue east to exit 45, Broad Street, Sports Complex. At the bottom of the exit ramp, make a right onto Broad Street. The Center will be on your left.

**FROM INTERSTATE 476/BLUE ROUTE:** Take I-476 South to the end. Follow signs for I-95 North, Philadelphia. Take I-95 North to Broad Street exit. The Center will be on your right.

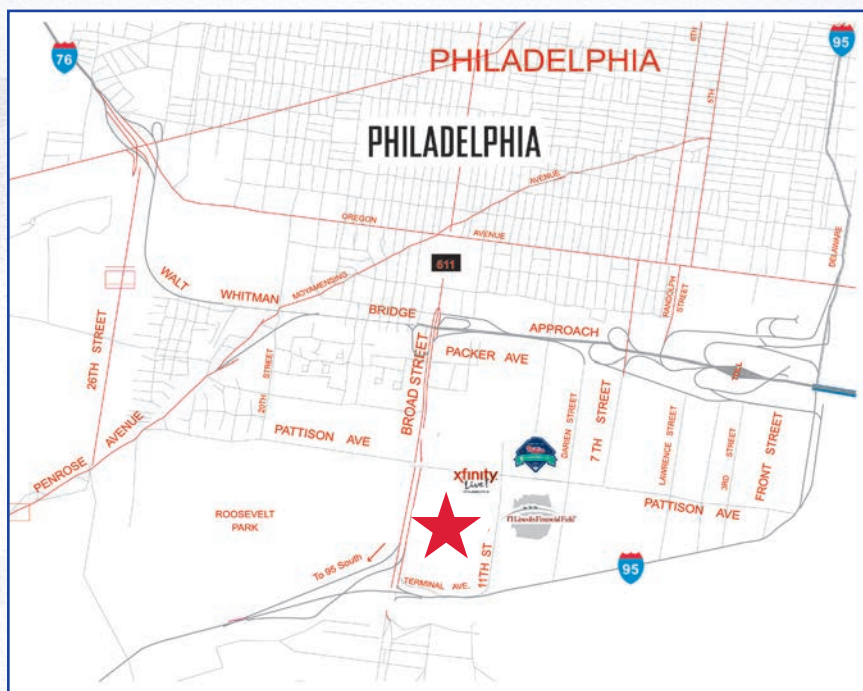
**FROM INTERSTATE 95:** From I-95 northbound or southbound, take the Broad Street exit. The Center will be on your right.

**FROM NORTHERN NEW JERSEY VIA NJ TURNPIKE:** Take the NJ Turnpike to exit 3. Take Rt. 168 North and follow signs for Walt Whitman Bridge. After crossing bridge and paying toll, stay on I-76 and follow the signs for Broad Street. At the end of the Broad Street ramp, turn left and follow the signs to the Sports Complex. The Center will be on your left.

**BY AIR:** Arrive at Philadelphia International Airport and take a taxi to The Center. The ride takes about 10 minutes and should cost approximately \$20.

**BY TRAIN:** Arrive in Philadelphia at 30th Street Station. A taxi on either side of the concourse will bring you to The Center. The ride takes about 15 minutes and should cost approximately \$20.

**BY MASS TRANSIT:** The Center is accessible via SEPTA. Take the Broad Street Subway (Orange line) to the AT&T Station (Pattison Ave.). A SEPTA Key Card can be purchased for a round-trip (must put a minimum \$10 on the card).







# MANAGING PARTENRS



## JOSH HARRIS

### Managing Partner

Josh Harris is the Managing Partner of the Philadelphia 76ers. Josh's family history in Philadelphia is deeply rooted—all four of his great-grandparents settled there, all four of his grandparents lived there and parents met there. Following in his father's footsteps, Josh attended the University of Pennsylvania, witnessing the iconic 76ers championship in 1983 during his time there.

Under Josh and David Blitzer's leadership, the 76ers have grown to be one of the NBA's 10 most valuable franchises (Forbes) and have quickly emerged as one of the fastest-growing global sports brands. The team has widened their portfolio through a variety of organizations and initiatives, including the Sixers Innovation Lab, NBA 2K League Team and the 76ers Gaming Club.

Josh and the 76ers are active members in the Philadelphia and South Jersey communities through charitable giving and partnerships with hospitals, youth centers, schools and food distribution centers. In 2015, the Sixers Youth Foundation was established to focus on youth development across the Delaware Valley and in 2016 the team unveiled a new \$86 million training complex


in Camden, NJ. The project not only created a new world-class and innovative practice facility for the team but demonstrates the teams' commitment to the area and its revitalization along the waterfront.

The Philadelphia 76ers are a part of Harris Blitzer Sports & Entertainment (HBSE), which houses a diverse portfolio of sports and entertainment franchises, of which Josh is the Founder. Outside of the 76ers and HBSE, Harris runs Apollo Global Management, which he founded with two partners in 1990. Under their leadership, Apollo has become the second-largest alternatives and largest alternative credit manager, lending to and investing in small-to-mid-sized businesses and managing over \$350 billion in assets on behalf of pension funds for teachers and public servants, insurance companies and more. Harris is responsible for some of the firm's most successful private equity investments, including the historic LyondellBasell transaction, and today manages the day-to-day business of the firm.

In addition, he and his wife, Marjorie, are Co-Founders of Harris Philanthropies, which strives to pioneer solutions, strengthen communities and develop leaders through equitable and inclusive investing in sports, enhanced wellness and education. Across their charitable platform, they have become one of the largest supporters of after school sports programs, helping 15,000 youth annually within Philadelphia, New Jersey and New York.

Josh also serves on the Boards of Mount Sinai Medical Center, Harvard Business School, the Wharton School at the University of Pennsylvania, the NBA and the NHL. He holds an MBA from Harvard Business School, where he was named a Baker Loeb Scholar, and graduated summa cum laude from the University of Pennsylvania's Wharton School of Business with a B.S. in Economics.

Josh and Marjorie have been married for 25 years and live in New York with their five children.



## DAVID BLITZER

### Co-Managing Partner

David S. Blitzer is the Global Head of Blackstone's Tactical Opportunities group (Tac Opps), and a member of the firm's Management and Operating Committees. He also leads the Tac Opps Investment Committee. Tac Opps is Blackstone's opportunistic investment business which invests globally across asset classes and industries to generate attractive risk-adjusted returns in any market environment. Prior to launching Tac Opps, Mr. Blitzer had been involved in the execution of Blackstone investments across a variety of asset classes, including establishing and leading Blackstone's European private equity business. He joined the firm in 1991.

Mr. Blitzer is also Co-Managing Partner and Co-Chairman of Harris Blitzer Sports & Entertainment, which includes in its portfolio the Philadelphia 76ers, the New Jersey Devils, leading venue Prudential Center in Newark, N.J., the GRAMMY Museum Experience Prudential Center, the Delaware Blue Coats, the Binghamton Devils, the Sixers Innovation Lab Crafted by Kimball, renowned esports franchise Team Dignitas and NBA 2K League Team, 76ers Gaming Club (GC). Additionally, he is a General Partner of the Crystal Palace Football Club.

Mr. Blitzer and his wife, Allison, founded the Blitzer Family Foundation, which supports positive youth development by creating opportunities centered around education, athletics, health and wellness. The Blitzer Family Foundation's ongoing mission is to strengthen communities by assisting young people in reaching their full potential.

Mr. Blitzer is based in New York and graduated magna cum laude from the Wharton School of the University of Pennsylvania. Mr. Blitzer currently serves on the Boards of Dream, a youth development organizing servicing more than 2,200 inner city children, the Riverdale Country School, the Advisory Board of the Mount Sinai Surgical Department, the Board of Overseers at the Wharton School and the Board of Trustees at the University of Pennsylvania. Mr. Blitzer and his wife Allison reside in New York City with their five children.





# FRONT OFFICE



## DARYL MOREY

### President of Basketball Operations

Daryl Morey is entering his first season as President of Basketball Operations for the Philadelphia 76ers. Morey oversees all areas of the 76ers basketball operations department. Morey joins the organization after 14 seasons with the Houston Rockets, 13 of which were spent as general manager.

With Morey as general manager, Houston compiled a 640-400 (.615) record, the second-best of any NBA team during that span. Among executives with at least 1,000 games of experience, Morey's record stands as the fifth-best in league history; a top-five that also includes the likes of R.C. Buford and Jerry West. Between 2007-20, Morey's teams never had a losing season, winning 50-plus games eight times and qualifying for the postseason on 10 occasions. The Rockets' eight straight playoff appearances, including multiple trips to the Western Conference Finals, represent the longest streak in the NBA.

Over the years, Morey played a part in bringing several All-Star-caliber players to Houston through trades and free agency, including James Harden, Kyle Lowry, Dwight Howard, Chris Paul and Russell Westbrook. In 2017-18, Morey earned Executive of the Year honors, while Harden was named MVP, following a franchise best 65-17 regular season.

Prior to joining the Rockets as assistant general manager in 2006, Morey served three years as Sr. Vice President of Operations for the Boston Celtics. Originally from Ohio, Morey is a graduate of Northwestern University and also holds an MBA from MIT where he serves as the co-chair of the school's annual Sports Analytics Conference.



## ELTON BRAND

### General Manager

Elton Brand is entering his third season as General Manager of the Philadelphia 76ers. Under Brand, the 76ers have compiled a 94-61 (.606) regular-season record and twice qualified for the postseason. Philadelphia is 62-14 (.816) at home over Brand's two seasons as general manager, including a league-best 29-2 (.935) mark at The Center last season.

Over his tenure, Brand has retooled the 76ers roster surrounding franchise cornerstones Joel Embiid and Ben Simmons. In 2019, He orchestrated a draft-night trade to acquire defensive stalwart Matisse Thybulle and a trade-deadline swap to bring a talented scorer in Tobias Harris to Philadelphia, both of whom played key roles for the 2019-20 76ers. Brand also signed Simmons to a five-year contract extension, keeping the dynamic, young talent with the 76ers through the 2024-25 season. In 2018-19, his first season as general manager, he made several moves, bolstering a team that won 51 games and held a 31-10 record in home games. The 31 home wins were Philadelphia's most in a season since 1989-90.

Brand's success as general manager comes following a 17-year playing career, during which he spent parts of five seasons playing for the 76ers. Prior to assuming the GM role with the 76ers, Brand spent the 2017-18 season in the same capacity with the Delaware Blue Coats (NBA G League), a role in which he oversaw all personnel moves related to the 76ers G League franchise. Following his retirement from the NBA, Brand spent the 2016-17 season with the 76ers as a player development consultant. Overall, Brand played in 1,058 NBA contests (868 starts) over 17 seasons with Chicago, the Clippers, Philadelphia, Dallas and Atlanta, making two All-Star appearances (2002 and 2006). He posted averages of 15.9 points, 8.5 rebounds, 2.1 assists and 1.7 blocks per game, while shooting .500 percent from the field and .736 percent from the free-throw line in 33.0 minutes per game. His 1,828 blocks place him 22nd all-time in NBA history.

In addition to his role within 76ers basketball operations, Brand is an active community ambassador, serving on the boards of both the Sixers Youth Foundation and Philadelphia Film Society. He sponsors young people through the Urban Affairs Coalition's Summer Youth Employment Program, which provides paid summer job opportunities and support to youth ages 14-18. The six-week program includes career exposure, on-the-job mentoring and professional development. Brand recently completed the High-Potential Leaders program at the Wharton School of the University of Pennsylvania, where he worked closely with Wharton's leadership experts and other high potentials from around the world in a dynamic, interactive environment.





## DOC RIVERS

### Head Coach

Glenn "Doc" Rivers was named the 25th head coach in 76ers franchise history on Oct. 2, 2020 and joins the club following seven seasons at the helm with the L.A. Clippers. His 943 wins are the second-most among active NBA coaches, while ranking 11th all-time in league history.

The 1999-2000 NBA Coach of the Year, Rivers is one of eight active NBA head coaches to win an NBA title and owns a lifetime 943-681 (.581) regular season coaching record and a 91-89 (.506) career playoff record. His 91 postseason victories place him seventh all-time in NBA history.

Before joining the Clippers, Rivers spent nine seasons with the Celtics, compiling a 416-305 (.576) record and leading the Celtics to the 2008 NBA Championship with an NBA-best 66-16 regular season record. Rivers led the Celtics to six Atlantic Division titles, the 2009-10 Eastern Conference Championship and a 59-47 (.556) Playoff record.

During the course of the 2007-08 campaign with the Celtics, he received NBA Coach of the Month three times. He became the only Celtics coach since the award's inception (1982-83) to win the award three times. He joined K.C. Jones, Jimmy Rodgers and Chris Ford as the only Celtics head coaches to have won the award.

Before taking over the Celtics, Rivers spent just over four seasons as the head coach of the Orlando Magic, earning Coach of the Year Honors in his first season for leading a team that featured four undrafted starters to a 41-41 record. Rivers guided the Magic to three straight playoff appearances from 2000-03, and overall tallied a 171-168 (.506) record in Orlando.

Born on Oct. 13, 1961, Rivers played 13 seasons in the NBA for Atlanta (1983-91), the Clippers (1991-92), New York (1992-94) and San Antonio (1994-96). He played for three of the game's top coaches in Pat Riley, Larry Brown and Mike Fratello, and posted career averages of 10.9 points, 5.7 assists and 3.0 rebounds per game.

His teams advanced to the NBA Playoffs 10 times, where he averaged 11.4 points, 5.9 assists and 3.3 rebounds. Rivers saw action in 864 regular season games and 81 playoff games over the course of his career.

Rivers averaged a double-double in 1986-87 (12.8 points per game, 10.0 assists per game) and was selected to play in the 1988 NBA All-Star Game. He averaged a career-best 15.2 points per game in 1990-91 and scored a career-high 37 points against Seattle on Feb. 4, 1988. He also shares an NBA single-game playoff record for most assists in one half (15 vs. Boston, May 16, 1988).

Drafted after his junior season out of Marquette by the Atlanta Hawks in the second round (No. 31 overall) of the 1983 NBA Draft, he played the first eight years of his career with Atlanta, setting the Hawks' single-season assists record with 823 in 1986-87 and ended his stint with the team as the franchise's all-time assist leader with 3,866.

A product of Proviso East High School in Maywood, Illinois, Rivers earned the nickname "Doc" from former Marquette coach Rick Majerus when he wore a "Dr. J" T-shirt to a summer basketball camp.

Rivers played for the United States at the 1982 World Championship of Basketball, leading the U.S. to a silver medal and earning tournament MVP honors after averaging a team-best 18.6 points per game. During the summer of 2001, he served as an assistant coach for the USA Men's Basketball Team at the Goodwill Games in Brisbane, Australia, that captured the Gold Medal.

Rivers earned a pre-law/political science degree from Marquette in 1985 and was honored by the Pro Basketball Writers with the 1990 J. Walter Kennedy Basketball Citizenship Award. Following the 1999-2000 season, Rivers was named Male Coach-of-the-Year at the Rainbow Sports Awards, which reflect not only accomplishments in the sports industry, but also the grace, dignity, commitment and humanity each individual exemplifies. In June 2013, Rivers received the Sam Lacy Pioneer Award at the 2013 National Association of Black Journalists national convention. The award is given annually to sports figures based on their contributions to their respected careers and direct impact on the communities they served.

He has long been active in the community, serving as a member of the All-Star Advisory Council for the Jr. NBA and Jr. WNBA youth basketball support program, offering instrumental guidance to the player, coach and parent training efforts for recreational youth basketball leagues across the country. Rivers participated in the 2015 Special Olympics World Games in Los Angeles, taking part in the Opening Ceremonies and assisting during the basketball events.



## PETER DINWIDDIE

### Executive Vice President, Basketball Operations

Peter Dinwiddie is entering his first season as Executive Vice President, Basketball Operations for the 76ers after working in multiple front office roles with the Indiana Pacers since 2006. A native of Indianapolis, Dinwiddie most recently served as senior vice president, basketball operations with the Pacers, where he was integral in roster construction, player contract negotiations, salary cap management, player evaluation and overseeing compliance with the NBA's Collective Bargaining Agreement. Dinwiddie started his career with the Pacers working in the inside sales department before transitioning into basketball operations. The Indiana University and New England School of Law graduate and his wife Jessica have four children.



## NED COHEN

### Assistant General Manager

Ned Cohen begins his fifth season with the 76ers and his third as Assistant General Manager, a role in which he oversees all facets of roster and salary cap management, among other leadership duties. Cohen previously served as vice president of basketball operations and chief of staff, operating as the primary liaison for all interdepartmental planning, coordination, and communication. He joined the team after working at the NBA League Office for 12 years (2004-16) as associate vice president of basketball operations prior to joining the 76ers. He resides in Philadelphia with his wife, Lauren, and their daughter, Ella.



## PROSPER KARANGWA

### Vice President, Player Personnel

Prosper Karangwa enters his first season within the 76ers front office as Vice President, Player Personnel after serving as director of scouting with the Orlando Magic, where he worked since 2012. With Orlando, Karangwa played a key role in the front office's draft preparation, while maintaining focus on talent evaluation, information-gathering and process improvement throughout each of his eight seasons. Karangwa played collegiately at Siena College and represented Canada in the 2002 FIBA World Cup and 2003 FIBA Americas. He enjoyed an eight-year playing career overseas, which included stops in France, Germany and Austria. Prior to joining the Magic, Karangwa ran a scouting service providing information on American players for European teams. Of Rwandan origin, Karangwa participated in Basketball Without Borders in 2013 (South Africa) and 2016 (Angola), while also playing a part in the NBA Africa Games in 2017 (South Africa) and 2018 (South Africa).



## ANNELIE SCHMITT

### Vice President, Player Development

Annelie Schmitt begins her third season with the 76ers and serves as Vice President of Player Development. Schmitt is responsible for creating, managing and overseeing the holistic development and implementation of programs that support the professional and personal growth of 76ers players, staff and families.

Prior to joining the 76ers, Schmitt was a member of the Oakland Raiders player engagement staff. While responsible for strategy, planning, oversight and execution of player development, Schmitt successfully implemented and managed various programs such as the Raiders Family Boot Camp and the team's Rookie Academy. Among her many responsibilities with the Raiders, Schmitt also specialized in innovative programming and the creation of various initiatives for the continued development of both current and former players on the roster, significant others and family members.

Prior to joining the Raiders, Schmitt worked as an instructor and researcher at the University of Florida while completing her doctorate degree, earning a PhD in sports communication.





## VINCE ROZMAN

### Vice President, Scouting

Vince Rozman begins his 15th season with the 76ers and his second as Vice President, Scouting. In his current role, he oversees the scouting process and heads up the team's draft preparation. Rozman started out as an intern with the 76ers basketball operations department for the 2006-07 season and was named the team's scouting coordinator at the conclusion of his internship. A native of Cleveland, Rozman graduated from Ohio University. He and his wife, Caitlin, reside in the Philadelphia area with their daughter Lucy and son Marcus.



## DAVE JOERGER

### Assistant Coach

Dave Joerger enters his first season with the 76ers with six seasons of experience as an NBA head coach, most recently with the Sacramento Kings from 2016-19. Prior to being named head coach in Sacramento, Joerger spent nine seasons with the Memphis Grizzlies, the last three as head coach. He guided Memphis to postseason berths in each of his three seasons at the helm, including an appearance in the Western Conference semifinals in his second season. Joerger is the only coach in Grizzlies franchise history to lead the team to 50-plus wins in multiple seasons, having done so in each of his first two years at the helm (2013-15). Under Joerger, Memphis' Marc Gasol was named to the 2014-15 All-NBA First Team and Tony Allen twice earned All-Defensive Team honors. In consecutive seasons, Buddy Hield and Bogdan Bogdanović each earned All-Rookie Team nods while coached by Joerger in Sacramento. Prior to entering the NBA coaching ranks, Joerger, a Minnesota native, excelled at the minor-league level, where he won five championships across three different basketball leagues in seven seasons. Joerger coached the Dakota Wizards to the 2007 NBA Development League title, was twice named CBA Coach of the Year, and produced a head-coaching record of 232-117 (.665) in the minor leagues before joining Memphis as an assistant coach in 2007-08.



## SAM CASSELL

### Assistant Coach

Sam Cassell begins his first season with the 76ers after most recently serving as an assistant coach under Doc Rivers with the L.A. Clippers for the past six seasons. Prior to joining the Clippers' staff, he was an assistant coach with the Washington Wizards for five seasons (2009-14). Originally from Baltimore, Cassell began coaching after a standout playing career, which spanned 15 NBA seasons and included three championships. The No. 24 overall selection in the 1993 NBA Draft by the Houston Rockets, Cassell won back-to-back titles with Houston in his first two professional seasons, and later collected his third title with the Boston Celtics in 2008, while being coached by Rivers. In 993 career regular season games with Houston, Phoenix, Dallas, the Nets, Milwaukee, Minnesota, the L.A. Clippers and Boston, the former All-Star and All-NBA selection averaged 15.7 points and 6.0 assists per game. His 5,939 career assists and .861 career free-throw percentage both rank within the top 50 all-time in NBA history. Cassell's college basketball career began at San Jacinto College in Texas before he ultimately starred at Florida State University from 1991-93. Over his junior and senior seasons in Tallahassee, Cassell averaged 18.3 points, 4.4 rebounds, 4.4 assists and 2.3 steals per contest. He was inducted into the Florida State Athletics Hall of Fame in 2004 and had his No. 10 retired by the school on Feb. 14, 2008.



## DAN BURKE

### Assistant Coach

Dan Burke enters his first season with the 76ers with 31 seasons of experience working in the NBA, having spent the last 22 with the Indiana Pacers. For his first eight seasons, Burke served as both an assistant coach and scouting director with Indiana, before transitioning full-time to the bench. The Pacers reached five Eastern Conference Finals, including a run to the 2000 NBA Finals, during this tenure with the team. Prior to joining the Pacers, Burke spent eight years with the Portland Trail Blazers as video coordinator and scout. During his time in Portland, Burke was a part of two NBA Finals runs, as well as three straight Western Conference Finals appearances.

Burke has worked for several former and current NBA head coaches, including Dallas' Rick Carlisle and the Lakers' Frank Vogel, as well as Naismith Memorial Basketball Hall of Famers Larry Bird and Isiah Thomas. A California native, Burke graduated from Portland State with a bachelor's degree in history and in social science. He and his wife Peggy have two daughters, Melissa and Lindsey.





## POPEYE JONES

### Assistant Coach

Popeye Jones is in his first season with the 76ers after spending seven seasons with the Indiana Pacers as an assistant coach. Prior to Indiana, Jones spent three years with the Brooklyn/New Jersey Nets, starting in player development, before transitioning to an assistant coach role. He began his coaching career with the Dallas Mavericks where he worked in player development following an 11-year playing career. Jones played collegiately at Murray State, where he is fourth on the Racers' all-time scoring list. In 1992, the school retired his No. 54. A second-round pick in the 1992 NBA Draft, Jones played one season in Italy before joining the Mavericks in 1993 and ended up playing with Toronto, Boston, Denver, Washington and Golden State prior to retiring in 2004. Jones and his wife Kelsey have four sons, Justin, Seth, Caleb and Camden. Seth plays with the Columbus Blue Jackets in the National Hockey League and is a three-time All-Star. Caleb also plays professional hockey for the Edmonton Oilers.



## ERIC HUGHES

### Assistant Coach


Eric Hughes begins his second season with the 76ers and first as assistant coach, after serving last season as a player development coach for the team. Prior to Philadelphia, Hughes held coaching roles with Milwaukee, Brooklyn and Toronto. Before his stint with the Raptors, Hughes worked as the Director of Summer Player Development for Goodwin Sports Management in Seattle for five years (2002-07), creating workout programs and training NBA players. He also served as the head coach at Spokane Community College in Spokane, Washington, during that time. Additionally, Hughes was as an assistant at the University of Washington, as well as the University of California, Berkeley. A 1989 graduate of California State University, East Bay, Hughes went on to receive a master's degree from Illinois State in 1991. A native of Oakland, California, Hughes and his wife Kristin have two sons, Alexander James (AJ) and Ryan Christopher.



## BRIAN ADAMS

### Assistant Coach

Brian Adams enters his first season with the 76ers after spending the past two seasons as the head coach of the Agua Caliente Clippers of Ontario, the NBA G League affiliate of the L.A. Clippers. Under Adams' leadership, two-way contract player Johnathan Motley earned All-NBA G League honors in consecutive seasons, while Angel Delgado was named NBA G League Rookie of the Year following the 2018-19 campaign. Upon first joining the L.A. Clippers, Adams held the roles of video scouting director and head video coordinator, before advancing to coaching associate for four seasons (2014-18). Adams has also coached at the collegiate level at both Harvard and Marist. He was the Celtics' video coordinator in 2007-08 when Rivers led Boston to the NBA title. Adams is a Pine Plains, New York native and graduated from Connecticut College with a bachelor's degree in psychology in 2006.



## TODOR PANDOV

### Assistant Coach/Performance Director

Todor Pandov begins his sixth season with the 76ers and first as assistant coach/performance director. He first joined the 76ers in 2015 as assistant strength and conditioning coach, before transitioning to associate head strength and conditioning coach for the past two seasons. Prior to the NBA, Pandov spent several years working at the NCAA level, serving as director of performance at Tulsa, Missouri and Miami (FL) on Frank Haith's staff, and strength and conditioning coach at his alma mater, Western Kentucky. In 2005, Pandov got his start in the field as a strength and conditioning intern at the University of Texas, where he worked with several future NBA players, including LaMarcus Aldridge, Kevin Durant and P.J. Tucker. Originally from Bulgaria, Pandov played collegiately for the Hilltoppers from 1999-2004, while the team qualified for the NCAA Tournament three times. Professionally, he competed for EiffelTowers Nijmegen of the Dutch Basketball League for one season. Pandov holds a bachelor's degree from Western Kentucky and a master's degree in sports science and rehabilitation from Logan University. He is married to his wife, Kim, and the couple has two sons, Mason and Jaden.





## BEN KENYON

### Head Strength and Conditioning Coach

Ben Kenyon enters his first season with the 76ers after spending the last seven with the Portland Trail Blazers' sports performance department. Prior to Portland, Kenyon worked at George Washington University, where he served as assistant athletics director for strength and conditioning, overseeing strength and conditioning and nutrition for all 23 varsity sports. Before joining the Colonials, he served as a strength and conditioning intern at the University of Florida from 2007-08, focusing on the Gators men's basketball team. Kenyon was also an intern at Rutgers during the summer of 2007, working primarily with the Scarlet Knights' football program. The Hillside, New Jersey native graduated in 2006 with a degree in sports management from Adelphi University, where he lettered in basketball for four seasons and helped his team to three NCAA Division II Tournament appearances.


## SKILL DEVELOPMENT COACHES




**Chris Babcock**




**Andrew Jones III**



**Dwayne Jones**



**Tyler Lashbrook**



**Spencer Rivers**



**Jason Love**  
*Skill Development Associate*



## SIMON RICE

### Vice President, Athlete Care

A native Australian, Rice comes to the 76ers after most recently serving as head physiotherapist with Brumbies Rugby, a professional rugby team based in Canberra. With over 15 years in the field, Rice specializes in strength and conditioning and physiotherapy, emphasizing and utilizing both practices to assist athletes in training and rehabbing as well as working toward performing at the highest possible level. He's worked with the Australian national volleyball, hockey and combat programs, training multiple Olympians, and his career has featured stops at the distinguished Australian Institute of Sport and the Australian Capital Territory Academy of Sport. A decorated scholar, Rice holds a bachelor's degree in sports science and a master's degree in physiotherapy, both from the University of Canberra, in addition to a master's in sports physiotherapy from LaTrobe University in Melbourne.



## KEVIN JOHNSON

### Head Athletic Trainer

With nearly 30 years of experience in the field of sports medicine, Kevin Johnson is in his 18th season with the 76ers staff as the team's head athletic trainer. He joined the 76ers organization at the beginning of the 2003-04 season. A certified member of the National Athletic Trainers Association (NATA), Johnson served as Chairman of the National Basketball Athletic Trainers Association (NBATA) from 2015- 2017. He spent seven seasons as the head athletic trainer for the Washington Wizards (1994-01) and four seasons as an assistant trainer with the Indiana Pacers (1990-94). Prior to joining the NBA ranks, Johnson served as an assistant athletic trainer for the NFL's Indianapolis Colts. Johnson graduated from Indiana State University in 1989 with a Bachelor of Science in physical education, with a specialization in athletic training. He is also certified by the National Academy of Sports Medicine as a performance enhancement specialist and a corrective exercise specialist. In 2001 and 2017, Johnson served as the head athletic trainer for the Eastern Conference All-Star team. Also in 2017 Johnson was selected as NBATA Head Athletic Trainer of the Year and received American Academy of Podiatric Sports Medicine "Excellence in Athletic Training" award. An active member of Big Brothers of America, Johnson resides in Annapolis, Maryland, with his wife Sheila and their children, Mitchell and Jai.





**Allen Lumpkin**  
Sr. Director, Logistics  
& Team Relations



**Scott Rego**  
Sr. Director,  
Equipment Operations



**Pascual Guerrero**  
Assistant Athletic  
Trainer & Physical  
Therapist



**Peter Dominguez**  
Coaching Associate



## FRONT OFFICE

### BASKETBALL OPERATIONS STAFF DIRECTORY

President, Basketball Operations .....	Daryl Morey	Jr. Sous Chef.....	Julie Cushing
General Manager .....	Elton Brand	Head Team Physician/Orthopedics.....	Christopher Dodson
Head Coach .....	Doc Rivers	Physiotherapist .....	Leslie Gartner
Executive VP, Basketball Operations.....	Peter Dinwiddie	Rehabilitation Coordinator & Assistant Athletic Trainer.....	
Assistant General Manager.....	Ned Cohen		Pascual Guerrero
VP, Player Personnel.....	Prosper Karangwa	Head Medical Physician .....	Barry E. Kenneally
VP, Scouting.....	Vince Rozman	Team Chiropractor .....	Neil Lieberman
VP, Player Development .....	Annelie Schmittell	Manager, Manual and Functional Therapy .....	Doris Martel
VP, Strategy & Vision.....	Rob Newson	Massage Therapist.....	Kelly McDuffie
VP, Athlete Care .....	Simon Rice	Senior Physiotherapist .....	John Tooher
Director of Basketball Operations.....	Zach Sogolow	Assistant Team Physician.....	Bradford E. Tucker
Basketball Operations Coordinator .....	Christian Endrighan	Nutritionist.....	Emily Werner
Executive Assistant to the GM .....	Deborah Marrero	Strength & Conditioning Coach.....	Craig Whitworth
Head Coach .....	Doc Rivers	Kitchen Porter .....	Harouna Zida
Chief of Staff to the Head Coach.....	Annemarie Loflin	Assistant Director of Team Security.....	Anthony Jackson
Assistant Coach .....	Brian Adams	Director of Team Security .....	Juan Jackson
Assistant Coach .....	Dan Burke	Team Operations Coordinator .....	Liz Jenkins
Assistant Coach .....	Sam Cassell	Team Services Coordinator.....	Kristin Judson
Assistant Coach .....	Eric Hughes	Senior Director, Logistics and Team Relations.....	Allen Lumpkin
Assistant Coach .....	Dave Joerger	Team Services Manager .....	Mary Purcell-Davis
Assistant Coach .....	Ronald "Popeye" Jones	Senior Director, Equipment Operations.....	Scott Rego
Assistant Coach, Performance Director .....	Todor Pandov	Equipment Operations Manager.....	Dan Rosci
Coaching Associate .....	Peter Dominguez	Team Operations Assistant .....	Steven Phillips
Skill Development Coach .....	Chris Babcock	Manager of Team Security .....	Rudy Yuille
Skill Development Coach .....	Dwayne Jones	Manager of Player Development.....	Stephen Alli
Skill Development Coach .....	Andrew Jones III	International Scout.....	Kevin Antstett
Skill Development Coach .....	Tyler Lashbrook	Scout.....	Rod Baker
Skill Development Coach .....	Spencer Rivers	Scout.....	George Brosky
Skill Development Associate.....	Jason Love	Scout.....	Jordan Cohn
Advance Scout .....	Kelly Peters	Director of International Scouting.....	Danny Mills
Video Coordinator.....	DJ MacLeay	Scout.....	Drew Nicholas
Assistant Video Coordinator.....	Thomas Bridges	Scout.....	Kevin Owens
Assistant Video Coordinator.....	Lainn Wilson	Director, Research and Development .....	John Boyles
Head Athletic Trainer.....	Kevin Johnson	Developer, Analytics and Strategy .....	Tegan Bunsu Ashby
Head Strength & Conditioning Coach.....	Ben Kenyon	Manager of Research .....	Grant Fiddymant
Strength & Conditioning Assistant .....	Sam Barthel	Data Scientist, Analytics and Strategy .....	Michael Lai
Executive Chef.....	JaeHee Cho	Data Scientist, Analytics and Strategy .....	Ivana Seric
Sous Chef.....	Eli Collins		





## ***FRONT OFFICE***

### **76ERS MEDICAL STAFF**



**Christopher  
Dodson, MD**  
*Head Team Physician*



**Christopher J.  
Mehallo, DO**  
*Head Medical  
Physician*



**Jeremy Close, MD**  
*Assistant Medical  
Physician*



**Brad Tucker, MD**  
*Assistant Team  
Physician*



***FRONT OFFICE***



Founded by Josh Harris and David Blitzer, Harris Blitzer Sports & Entertainment (HBSE) includes in its portfolio the Philadelphia 76ers, the New Jersey Devils, leading venue Prudential Center in Newark, N.J., the GRAMMY Museum Experience Prudential Center, the Delaware Blue Coats, the Binghamton Devils, the Sixers Innovation Lab, renowned esports franchise Team Dignitas and NBA 2K League Team, 76ers Gaming Club (GC). Led by some of the best and brightest minds across a diverse spectrum of industries, HBSE positions itself as one of the most pioneering, innovative sports and entertainment businesses in the world. HBSE also strives to positively impact the local communities in which it operates through the powerful platform of sports.



## HBSE LEADERSHIP



### SCOTT O'NEIL

#### Chief Executive Officer, Harris Blitzer Sports & Entertainment

Scott O'Neil is the Chief Executive Officer of Harris Blitzer Sports & Entertainment, an organization with the mission of building passionate, high-performing teams that inspire people to enhance the communities where its teams live, work, play and win.

O'Neil is responsible for the organization's leadership, strategic vision, operations and global ambitions, including the pursuit and acquisition of sports, entertainment and consumer-facing properties. He is the acting Chief Executive Officer over all properties within the organization's portfolio and under the ownership of Managing Partners Josh Harris and David Blitzer, including: the Philadelphia 76ers (NBA), the New Jersey Devils (NHL), Prudential Center, a top five-ranked performance venue in the U.S. located in Newark, New Jersey; Dignitas, an internationally renowned esports organization which includes Clutch Gaming, the NBA 2K League's 76ers Gaming Club, the Sixers Innovation Lab, the GRAMMY Museum Experience Prudential Center, the Delaware Blue Coats (NBA G League), and the Binghamton Devils (AHL). He is an acting Co-Managing partner for Elevate Sports Ventures, a sports and entertainment agency created in partnership between HBSE, Live Nation | Ticketmaster, the San Francisco 49ers and Oak View Group.

With more than 20 years of experience in the NBA, NHL and NFL, O'Neil has earned a reputation as a leader of leaders and is one of the most connected, dynamic and driven executives in the industry today. Previous executives whom he has mentored and managed run many of the top organizations in sports and entertainment today; those he currently manages are poised to lead the industry into the next generation.

O'Neil's reputation for authentic leadership, unparalleled drive to innovate, and emphasis on the importance of corporate culture has placed him at the forefront of the industry vanguard. In merely six years overseeing operations for the properties in HBSE's portfolio, O'Neil led the Philadelphia 76ers to sign the first jersey patch sponsorship in "Big Four" sports history; construct the most technically advanced training complex in professional sports, the Philadelphia 76ers Training Complex; establish an industry-leading Innovation Lab, and become the first U.S. professional sports franchise to acquire a world-renowned esports team. In that same period, under O'Neil's ambitious and aggressive leadership, Prudential Center has become a top seven and top five most-played venue in the U.S. and the world by Billboard and Pollstar, respectively, and welcomes over 1.75 million fans and event attendees through its doors annually.

Of his professional accomplishments, O'Neil considers his organizations' corporate culture and dedication to community service his greatest successes and future legacy. The Philadelphia 76ers have been named one of the "Most Innovative Companies" in the world by Fast Company magazine (2018), one of the "Top 50 Cultures" in the U.S. by Entrepreneur (2017), three-times named a "Best Place to Work in Philadelphia" by the Philadelphia Business Journal (2016, 2015, 2014), twice named a "Best Place to Work in Pennsylvania" by the Central Penn Business Journal (2018, 2017) and twice named one of the "50 Best Companies to Sell For" by internationally-renowned Selling Power Magazine (2019, 2018). Prudential Center was named a "Best Business" by NJBiz (2016). O'Neil's belief that those who steward iconic sports and entertainment brands have the responsibility and privilege to use those platforms to mentor the next generation of leaders and make the world a better place is the driving force behind HBSE's community engagement initiatives.

Recognizing the important role HBSE's properties play within its communities, O'Neil's employees individually volunteer 76 hours of service annually in the communities where their fans and patrons live, work and play, resulting in more than 30,000 hours of dedicated community service each year. The Philadelphia 76ers' charitable endeavor, the Sixers Youth Foundation, has additionally raised more than \$1 million for Philadelphia-area youth last year alone and is leveraging sports to help children in need.

A former President of Madison Square Garden Sports, O'Neil was the key architect in some of the largest venue sponsorship deals in history while overseeing iconic sports properties including the New York Knicks (NBA) and New York Rangers (NHL). O'Neil spent seven years as the Senior Vice President of the NBA's renowned Team Marketing and Business Operations group, where he advised NBA, WNBA and NBA Gatorade League teams on all business operations, CRM Department and NBA Canada business. Earlier in his career, O'Neil served as the President of HoopsTV.com and held positions with the Philadelphia Eagles (NFL) and New Jersey Nets (NBA).

For almost a decade, O'Neil has served as an Alternate Governor for the NBA and NHL. In 2015, 2016, 2017, 2018 and 2019 the Philadelphia Business Journal named O'Neil to their "Power 100" list of the "most influential people" in the greater Philadelphia region; he additionally received Philadelphia Business Journal's "Most Admired CEO" honor in 2018. In 2019, The Hockey News named O'Neil No. 37 on their list of their list of "100 People of Power and Influence." In 2019, Hashtag Sports honored O'Neil with an award for "Leadership in Supporting Diversity in Sports." Sports and technology outlet, SportTechie, named O'Neil as 2017's "Most Innovative Executive"; in 2016, Philadelphia Magazine declared him one of the "Most Innovative Leaders" in Philadelphia. He has been twice named to The NJBiz "Power 100" list. As a young executive, O'Neil was thrice recognized at Sports Business Journal's acclaimed "Forty Under 40" Awards; launching him into the publication's renowned "Hall of Fame." He additionally received "Forty Under 40" honors from Adweek and Sporting News in 2006 and 2005 respectively.

O'Neil's influence and experience has earned him a place at the podium at some of the largest industry conferences in the world, delivering keynotes at events such as: Leaders in Sport, Beyond Sport, Sports Business Journal's World Congress of Sport, the IEG Pivot Conference, the Ivy Sports Symposium, Sport Marketing Association's Conference and more. O'Neil's leadership practices have been chronicled and applauded in The Outward Mindset by the Arbinger Institute, publishers of The New York Times Best Seller, Leadership and Self Deception, The Orange Revolution by Adrian Gostick and Chester Elton, and Potato Chip Ticket Sales by Kathy Burrows. He has made numerous appearances on CNN, CNBC, FOX Business Network, and has twice co-hosted Bloomberg television's Bloomberg. He also interacts daily with his nearly 20,000 Twitter and 35,000 LinkedIn. He serves on the boards for the March of Dimes, Zoomi Inc., the Sixers Youth Foundation and the Sixers Innovation Lab.

O'Neil earned his bachelor's degree in Marketing from Villanova University and his master's in Business Administration from Harvard Business School. He currently resides in Pennsylvania with his wife, Lisa, and three daughters.



# ***FRONT OFFICE***

## **HBSE LEADERSHIP**

### **HUGH WEBER**

**President,  
Harris Blitzer Sports & Entertainment**

### **DAVE COLLINS**

**Chief Financial Officer,  
Harris Blitzer Sports & Entertainment**

### **BRAD SHRON**

**Executive Vice President, General Counsel,  
Harris Blitzer Sports & Entertainment**

### **DAVID GOULD**

**Chief Diversity and Impact Officer,  
Harris Blitzer Sports & Entertainment**

### **ELIZABETH BERMAN**

**Chief Human Resources Officer,  
Harris Blitzer Sports & Entertainment**





# FRONT OFFICE

## 76ERS LEADERSHIP



### CHRIS HECK

#### President, Philadelphia 76ers

As President of the Philadelphia 76ers, Chris Heck oversees all day-to-day business operations for the team. Tasked with the goal of rejuvenating the sales and branding operations for one of sports' most storied franchises, Heck endeavored to fuse the legendary 76ers heritage with the spirit of the new Philadelphia fan. As the 76ers earned its second consecutive playoff berth following a successful 2018-19 season, the team, with Heck at the helm, led the NBA in attendance for the first time in its history. Since the start of the 2017-18 season, the 76ers have sold out over 100 consecutive home games.

Under his supervision, Heck led the 76ers to a No. 1 ranking in overall season ticket member fan base, the largest in the NBA. The 76ers have become the hottest ticket in the league as demand has grown the team's Club 76 season ticket waiting list to over 15,000. One of the Eastern Conference's top contenders entering the 2019-20 season, Heck has seen the 76ers triple its local television ratings since 2005. This season, the 76ers will play on national television in nearly half of the team's games, and nearly all broadcasts are available internationally, across 24 countries.

Heck's in-house marketing and content team has been recognized with numerous national awards and achievements. Most recently the team was named Sports CLIO Awards "2020 Team of the Year" and took home six additional CLIO Awards including Silver CLIO Awards for the "Phila Unite Jordan 1's" in the Premium Item category and the "Classic Edition" in the Packaging category. They were also awarded three Bronze CLIO Awards for the "Jordan 1's" in the Social Media category, the "76ers Crossover Art Exhibition presented by Reebok" in the Branded Entertainment/Events category, and the "2019-20 Classic Edition" in the Brand Identity Design category. The team was also named to the CLIO "Short List" for the 76ers Crossover Art Exhibit. Additionally in 2020, they took home Hashtag Sports' "Best Use of Culture" Award for the "Phila Unite Jordan 1's" campaign and were named to the 2020 Short List for "Best Use of Culture" with the Crossover Art Exhibit. In addition to seven CLIO Awards, the marketing team received three American Marketing Awards including Gold for the "Classic Edition," Integrated Brand Identity Campaign, Silver for the "What is Philly?" City Edition Voice Over, and another Silver for the "Classic Edition" Photography. The Mid-Atlantic Emmy's honored the team in 2019 with its first-ever Emmy in the category of Sports Feature.

The 76ers, with Heck's foresight, have built one of the best content teams in all of sports. The @sixers Instagram account boasts over two-million followers, the most of any professional sports team in Philadelphia, while the team's Twitter account was named the best in the NBA by Complex magazine in 2018. Across all platforms, the team's social media accounts have garnered over nine-million followers, earning nearly 45 million engagements between 2017 and 2018 alone. The 76ers' recent uniform launches, including the debuts of the 2017-18 and 2018-19 City Editions, generated over 11 million impressions combined, while the 1.9 million impressions on the 2019-20 Classic Edition launch set a new record for the most ever by a 76ers post.

With Heck's guidance, the 76ers sold the five largest partnerships in franchise history, increased corporate partnerships by 30 percent annually and established Patriot Partner and Training Complex founding partnerships. Further, the 76ers now have partners internationally in Europe, Australia and China as the team's brand continues to grow across the globe. Through Heck's leadership, the 76ers secured the first jersey patch sponsorship in "big four" sports history and developed an industry-changing ticketing platform with partner StubHub.

Across his time with the team, Heck has played a critical role in the development of the Philadelphia 76ers Training Complex, home to the Sixers Innovation Lab, where he holds a seat on the Lab's Board of Governors. Heck also spearheaded the 76ers' G League franchise, the Delaware Blue Coats', rebrand and integration into Wilmington, along with the development of their home arena, the all-new 76ers Fieldhouse, which opened in early 2019. During Heck's tenure, he also launched 76ers Gaming Club, the 76ers' NBA 2K League team. 76ers GC has the winningest record in the first two years of the league.

Under Heck's watch, the 76ers has been named one of the most innovative companies in the world by Fast Company, as the team was the first in the U.S. to secure a jersey patch partnership, venture into esports and launch a domestic sports betting partnership. In the fall of 2019, Heck's 76ers also held the first-ever 76ers Crossover: Art Exhibition, presented by Reebok. The team partnered with third-party Conscious Basketball to curate an art exhibition, featuring the "creative crossover between 76ers basketball and art." The free, four-day Art Exhibition displayed more than 200 pieces produced by artists from 11 different countries, showcasing the history of Philadelphia 76ers basketball.

Among other accolades, the 76ers has also been named one of the "50 Best Companies to Sell For" by Selling Power magazine with Heck leading the way. Heck has also seen the rise of the Sixers Youth Foundation Gala, which has been held each of the past four years, generating over \$5 million in fundraising for the Foundation. Heck currently sits on the board of directors for the Sixers Youth Foundation.

Prior to the 76ers, Heck served as President of Business Operations for the New York Red Bulls (MLS), and with the NBA as Senior Vice President in the league's renowned team marketing and business operations arm where he advised NBA teams on ticket sales and service, sponsorship development and marketing, managed the NBA's Canadian business and oversaw all business and marketing for USA Basketball's Senior Men's and Women's National Teams.

Heck has held senior positions with Villanova Sports Properties, the Miami Heat and Philadelphia Eagles. Named to Sports Business Journal's Forty Under 40 list in 2008, Heck holds a bachelor's degree from Villanova University and has served as an Adjunct Professor at Columbia University. He and his wife, Mary Beth, have three children and reside in Chadds Ford, Pennsylvania.





# FRONT OFFICE

## 76ERS LEADERSHIP



### LARA PRICE

**Executive Vice President, HBSE &  
Chief Operating Officer, Philadelphia 76ers**

In her position as Chief Operating Officer, Lara Price oversees the Philadelphia 76ers Business Operations, Corporate and Team Communications and Public Relations and renowned Community Engagement arms for one of the National Basketball Association's most storied franchises.

With 25-plus years of NBA experience, Price acts as the team's primary intermediary with the league office and is the key liaison between the 76ers business and basketball arms of the organization. Price is responsible for principal communication between the 76ers organization and the team's Managing Partners.

Price played a critical role in the formation of Harris Blitzer Sports & Entertainment and leads operations and communications between the venture's sports and entertainment properties, including the New Jersey Devils (NHL) and Prudential Center, a top-seven ranked performance venue in the U.S., located in Newark, New Jersey. Price played a critical role in the development of the Philadelphia 76ers Training Complex located in Camden, New Jersey. The 150,000-square-foot facility is home to the 76ers basketball and business operations, and the largest and most technically advanced training facility in professional sports.

In her position, Price serves as an ambassador between the 76ers organization and the City Municipalities cities of Philadelphia and Camden. Among her responsibilities, Price additionally oversees the operation of the Delaware Blue Coats, the 76ers NBA G League affiliate and the development and construction of the team's 120,000-square-foot arena, training complex and community sports center, the 76ers Fieldhouse, in Wilmington, Delaware. In 1998, Price became one of the first female Vice Presidents in the NBA.

In 2018 she was named as one of Adweek's "Most Powerful Women in Sports," to Sports Business Journal's renowned "Game Changers" list and NAWBO South Jersey's "Trailblazer of the Year." She is a 2015 honoree of the revered Women in Sports & Events (WISE) Woman of the Year Award, recognizing female leaders who have made a significant impact in the business of sports.

She currently serves as the Sixers Youth Foundation President and is an active board member of the Police Athletic League, which she also retains a seat on the Education and Finance Committees. She has board positions on the Board of Trustees for the Camden Health and Athletic Association, the Philadelphia Sports Advisory Board, the Wilt Chamberlain Foundations Board, and is a Member of the Leadership Council for KIPP Philadelphia Charter Schools. Price joined the 76ers in 1996 as Director of Marketing after serving as Manager of Team Services for the NBA. She also served as Director of Team Services for the Continental Basketball Association.

A native of Boulder, Colorado, Price is a graduate of Colorado State University where she was a member of the women's basketball team. Price resides in suburban Philadelphia.





# FRONT OFFICE

## 76ERS LEADERSHIP



### KATIE O'REILLY

#### Chief Revenue Officer, Philadelphia 76ers

As Chief Revenue Officer for the Philadelphia 76ers, Katie O'Reilly is responsible for overseeing Ticket Sales and Service, Sponsorships Sales and Activation and Partnership Solutions for HBS's marquee property.

Prior to assuming the role of Chief Revenue Officer, O'Reilly was Chief Marketing Officer for the Philadelphia 76ers, where she was responsible for the branding, marketing and business development for one of the sports industries most iconic properties. As Chief Marketing Officer, O'Reilly oversaw the direction of the team's brand, creative and marketing solutions, game presentation, social media, digital and video content, marketing events, hospitality as well as youth, fan and business development, alumni and merchandise departments.

Now in her eighth season with the 76ers, O'Reilly and her team were the brains behind the acclaimed "Welcome to the Moment," "Phila Unite," and "Spirit of the Champion" advertising, playoff and tribute campaigns. For their original digital content, social media campaigns, branding efforts and themed jerseys, O'Reilly's department was widely regarded as one of the most innovative and creative in the sports industry today. Additionally, O'Reilly spearheaded the creation of the 76ers Legends Walk - commissioned sculptures of past 76ers greats that lives permanently at the Philadelphia 76ers Training Complex.

Most recently under O'Reilly's leadership and vision, the team was recognized with numerous national awards for their work including being named the "2020 Team of the Year" by CLIO Awards. O'Reilly's team took home six additional CLIO awards including Silver CLIO Awards for the "Phila Unite Jordan 1's" in the Premium Item category and the "Classic Edition" in the Packaging category. They were also awarded three Bronze CLIO Awards for the "Jordan 1's" in the Social Media category, the "76ers Crossover Art Exhibition presented by Reebok" in the Branded Entertainment/Events category, and the "2019-20 Classic Edition" in the Brand Identity Design category. The team was named to the CLIO "Short List" for the 76ers Crossover Art Exhibit. In 2020 they also took home Hashtag Sports' "Best Use of Culture" Award for the "Phila Unite Jordan 1's" campaign and was named to the 2020 Short List for "Best Use of Culture" with the Crossover Art Exhibit. In addition to seven CLIO Awards, O'Reilly's team received three American Marketing Awards including Gold for the "Classic Edition," Integrated Brand Identity Campaign, Silver for the "What is Philly?" City Edition Voice Over, and another Silver for the "Classic Edition" Photography.

In 2019, the team received a regional Emmy award for their Thanksgiving "Season of Giving" piece. The team was named a Sports CLIO Bronze Winner (2019) for their "Phila Unite" integrated playoff campaign and received honorable mention on the Sports CLIO's Short List (2019) in four other categories for both the "Phila Unite" campaign and their 2018 City Edition uniform launch. Additionally, they received a Gold Addy Award (2019) for their 2018 "Phila Unite" playoff hype video, and a Silver Addy Award (2019) for their 2018 City Edition uniform integrated launch and advertising campaign. Most recently, the team received a Gold Addy Award (2020) for their 2019 Classic Edition - Integrated Brand Identity Campaign, a Silver Addy Award (2020) for their What is Philly? City Edition Voice Over and Silver Addy Award (2020) for their Classic Edition photography. The Philadelphia 76ers were also named a 2020 "Cult Brand" by The Gathering. The NBA league office also awarded O'Reilly's team with the Game Experience Satisfaction Award, given to the top teams with the highest overall season ticket member in-arena game experience satisfaction, as well as first prize for the team's integrated campaign supporting their players for the 2019 NBA All-Star Game.

The @sixers Instagram account boasts over two-million followers, the most of any professional sports team in Philadelphia, while the team's Twitter account was named the best in the NBA by Complex magazine in 2018. Across all platforms, the team's social media accounts have garnered over nine-million followers, earning nearly 45 million engagements between 2017 and 2018 alone. The 76ers' recent uniform launches, including the debuts of the 2017-18 and 2018-19 City Editions, generated over 11 million impressions combined, while the 1.9 million impressions on the 2019-20 Classic Edition launch set a new record for the most ever by a 76ers post.

O'Reilly was also responsible for corporate business development surrounding the team's new 150,000-square-foot Training Complex, including the creation, development and launch of the Sixers Innovation Lab, on which she currently holds a position on the Board of Governors.

A 2019 Leaders Under 40 class inductee and 2016 Philadelphia Business Journal "40 Under 40" honoree, O'Reilly joined the 76ers in 2013 to lead the new Business Development department where she played a crucial role in securing some of the largest partnerships in franchise history.

Prior to the Philadelphia 76ers, O'Reilly served as the Director of Partnership Marketing for Insignia Sports & Entertainment. She served as National Program Director for IMG College in New York City where she oversaw the sales development team responsible for creating national programs and media plans for corporate partnerships across 70-plus Division I university athletic departments, conferences and related properties. She previously held positions with the National Basketball Association's renowned Team Marketing & Business Operations group and at Madison Square Garden.

O'Reilly, a Lower Merion native and Shipley School alumni, received a B.A. in History from the University of Michigan and currently resides in Wynnewood, Pennsylvania, with her husband, Edward and their sons Arnie and Otis.



## 76ERS LEADERSHIP



### DAVE SHOLLER

#### Executive Vice President, HBSE & Philadelphia 76ers Communications

As Executive Vice President of Communications for the Philadelphia 76ers and Harris Blitzer Sports & Entertainment, Dave Sholler works closely with players, coaches, executives and Managing Partners to design and implement communications strategies designed to elevate both the brand of the 76ers and the personal brands of key stakeholders. He leads and orchestrates major announcements including new player signings and trades, press conferences and media tours, major global brand campaigns and much more. Sholler also serves as official spokesman for the team and regularly provides information on behalf of the 76ers front office.

Prior to joining the 76ers, he served as Vice President of Public Relations, Athlete Marketing and Development for the Ultimate Fighting Championship. While at UFC from 2008-2016, Sholler helped elevate the UFC's global profile, while also supporting the brand growth and development of stars such as Conor McGregor and Ronda Rousey. Sholler developed and implemented communications and brand-building strategies for nearly 600 athletes worldwide, while managing PR plans for historic, record-setting UFC PPV and televised events. He was also a key member of team responsible for the ideation, development and eventual execution of UFC Performance Institute, the world's leading training center for combat sports athletes.

Sholler was a 2015 inductee into the NJ Martial Arts Hall of Fame for contributions to MMA and has been named to Top 40 Under 40 lists of Atlantic City Weekly and Philadelphia Business Journal. He resides in South Jersey with his wife, Tiffany, and three children.



### BRITTANIE BOYD

#### Brittanie Boyd, Senior Vice President of Marketing, Philadelphia 76ers

As Senior Vice President of Marketing for the Philadelphia 76ers, Brittanie Boyd is responsible for the branding, marketing and business development for one of the sports industries most iconic properties. In this role, Boyd oversees the direction of the team's brand, creative and marketing solutions, game presentation, social media, digital and video content business development and more.

Prior to her role as Senior Vice President, Marketing, Philadelphia 76ers, Boyd was Vice President of Partnerships at Harris Blitzer Sports and Entertainment (HBSE), where she was responsible for leading the Corporate Partnership Activation team for the New Jersey Devils and Prudential Center, managing Prudential Center concessions and retail partnerships by serving as a liaison with Legends and Fanatics respectively, and running business operations for the GRAMMY Museum Experience Prudential Center.

Boyd has served in various roles across the organization in her five years with HBSE, including Director, Guest Experience and Vice President, Business Operations. Additionally, Boyd is the co-chair of the Diversity and Inclusion Committee and also sits on the Culture and Development Committee, both of which aim to position HBSE as the best place to work in sports and entertainment.

A Dallas native, Boyd began her career with the Dallas Cowboys (NFL), made her way to Brooklyn with the Brooklyn Nets (NBA), and finally landed in her current home with HBSE. Boyd serves as a Governing Board Member for Pro Sports Assembly, a council that strives to create equal opportunity and pay across the sports industry. Boyd is also a co-founder of Black Women in Sports and Entertainment (BWISE), an organization created to build a support network for Black women as they navigate work life, elevate the next generation of leaders, and build a pipeline of diverse talent that is prepared for opportunities within the Sports and Entertainment industry.





**COMMUNITY**



# COMMUNITY

## 2020-21 SOCIAL RESPONSIBILITY PLATFORMS

The 76ers believe that by fostering a bold and gutsy attitude, and nurturing devotion and commitment to a productive goal, young people can achieve their own personal greatness. Any endeavor they choose to pursue can be honed, crafted and developed. We are committed to creating positive change in the lives of young people living in the Delaware Valley, both in the classroom and on the court.

The motto we encourage for all youth involved in our programs is: "I won't let others predict my future — I will invent my future, I will create my success."

### OUR VISION

The 76ers envision communities where all children have the opportunity to create, pursue and realize their dreams, and live productive lives.

### OUR MISSION

To use the power of our sport and the influence of our brand to coach and mentor the next generation of leaders and innovators.

### OVERVIEW

Our social responsibility efforts consist of three pillars: the Sixers Youth Foundation, the Wilt Chamberlain Memorial Fund and the Community Relations initiatives of the Philadelphia 76ers.







# COMMUNITY

## OUR PROGRAMS AND ACTIVITIES

**SIXERS YOUTH  
FOUNDATION**



### SIXERS YOUTH FOUNDATION

The Sixers Youth Foundation is a 501(c)(3) nonprofit organization committed to using the power of our sport and the influence of our brand to inspire future generations in the communities where our fans live, work and play. We partner with nonprofit organizations to help build on their strengths, to support existing strategies and to inspire and nurture new approaches intended for all youth to thrive. This is done through investments in organizations that serve young people across three core focus areas: Academic Enrichment, Access to Quality Play and Safe Play Spaces.

### WILT CHAMBERLAIN MEMORIAL FUND

The Wilt Chamberlain Memorial Fund encourages and supports the college and career pursuits of high school students with financial need in the Greater Philadelphia Area.

Since 2005, the Memorial Fund has awarded more than 80 scholarships in Wilt Chamberlain's honor to area high school seniors, who not only embody the Hall of Famer's values of hard work and ambition, but also demonstrate a commitment to helping and serving others. The Memorial Fund is committed to making a difference in the lives of youth and young adults, and helping them create their own legacy, just like its namesake throughout his life.

**13 WILT  
CHAMBERLAIN  
MEMORIAL  
FUND**

### COMMUNITY RELATIONS

Through a strategic Community Relations effort, the 76ers connect to fans and communities by investing resources in ways that are inspiring, engaging and informative. Events and activities are designed to support the academic achievements as well as the healthy mindsets and behaviors we want our young fans to develop and cultivate. The five pillars of our core community work include:

- Diversity & Inclusion
- Health & Wellness
- Education & Mentorship
- Military & Frontline Support
- Community Assist

Highlighting this work are the 10,000+ volunteer hours provided by our employees, players and coaching staff throughout the season.

## PROGRAMS & INITIATIVES

### AUTISM INCLUSION

The 76ers are dedicated to providing the most sensory-inclusive environment for all fans during each and every home game. In conjunction with NBA partner KultureCity, complimentary sensory kits, that provide tools and resources for those who may be overwhelmed by the in-game experience, are available for checkout at both of The Center's guest services locations. 76ers and Center staff members are trained at the beginning of the season on how to best respond to fans' sensory needs. The team's Autism Inclusion program culminates at the annual Autism Inclusion Night in which those pioneering inclusion for all are celebrated. In addition, the 76ers host an annual "Bounce Out The Stigma" basketball clinic, led by youth coach "Mighty Mike" Simmel, for local youth with autism spectrum disorders and other sensory needs.

### BLACK HISTORY MONTH PRESENTED BY PECO

Every February, the Philadelphia 76ers celebrate Black History Month and continue to further the organization's commitment to diversity and inclusion for all. By focusing on our communities' young leaders, the 76ers strive to positively impact those who will be making history in the future. The team also dedicates a home game in February to recognize African American leaders in the Delaware Valley.

### CHILDHOOD HUNGER AWARENESS, PRESENTED BY THE GIANT COMPANY

In an effort to address food insecurity in our communities, the 76ers and The GIANT Company team up to use the power of basketball to combat these issues at a local level. This platform is highlighted by a health and nutrition series for Philadelphia-area schools that is comprised of equal parts basketball and education on healthy food consumption. Following each event, all participating students will receive a stuffed bag of healthy groceries and food for them and their families to enjoy.

### COOPER UNIVERSITY HEALTH CARE BASKETBALL CLINICS

Celebrating the transformative power of the sport of basketball, the 76ers and Cooper University Health Care host an annual three-day basketball and wellness clinic for more than 900 Camden-area youth. The clinics are run by 76ers and Camden University Health Care employees and are highlighted by a swag distribution including co-branded items for all participants.



# COMMUNITY

## **FIT76**

NBA FIT is the league's comprehensive health and wellness platform that encourages everyone to "Be Active, Eat Healthy and Play Together." In support of this platform, the 76ers host the annual FIT 76 Youth Combine, in which middle school-aged youth will participate in a series of fitness-based tests. At a later date, the youth are re-evaluated on the same tests and one champion per gender and age bracket will be crowned based on top overall score and most improved score. In addition, the 76ers host multiple FIT 76 clinics at local schools and out-of-school-time sites to engage youth and share messages of healthy habits.

## **HER TIME TO PLAY**

Her Time To Play is a national initiative created by the WNBA and NBA to inspire the next generation of girls, ages 7-17, to play basketball in a positive and healthy way. The 76ers support this league initiative throughout the season by hosting a series of girls-only clinics, led by local women coaches and leaders, throughout the Delaware Valley. During Women's History Month in March, the team hosts a Her Time To Play clinic prior to a home game, after which the participants will be invited to attend the game.

## **LGBTQ+ PRIDE**

As part of the 76ers' year-round efforts to foster an inclusive environment for all fans, the organization celebrates and recognizes LGBTQ+ leaders from across the local area. In support of the LGBTQ+ community, 76ers staff members volunteer each year to participate in the annual Philadelphia Pride Parade. The team also dedicates a home game each season to promote inclusion for all and recognize the contributions of the local LGBTQ+ community.

## **MARTIN LUTHER KING JR. DAY**

Volunteer service and giving back are both part of the spirit of Dr. Martin Luther King Jr. Day and the 76ers organization. The 76ers celebrate Martin Luther King Jr.'s legacy of service to others by encouraging community members to embrace the spirit of volunteer service and acknowledge the 76ers' year-over-year commitment to serving 10,000+ hours in the community annually.

## **MENTOR MONTH**

Recognizing the transformative power of mentorship, the 76ers operate unique programs that offer employees the opportunity to mentor local youth. Mentoring programs that the organization operates include the Wilt Chamberlain Memorial Fund Mentorship Program and Big Brothers Big Sisters: Beyond School Walls. In addition, the 76ers dedicate a home game in January, during National Mentoring Month, to honor outstanding local mentors.

## **PLAYER AND COACH INITIATIVES**

Throughout the course of the season, the 76ers help support and amplify the causes and organizations that are of interest to players and coaches on the team. The 76ers have worked with players such as Ben Simmons, Joel Embiid and Tobias Harris to assist in helping them give back to our local communities through a number of programs and initiatives that are important to them as individuals.

## **SEASON OF GIVING**

Season of Giving is the NBA's platform that centers around giving back during the holiday season. To support this league-wide initiative, the 76ers host numerous holiday events with surprise gift distribution components. The team also proudly supports player-driven holiday initiatives that are designed to spread cheer throughout the local communities during the holiday season and assist those most in-need.

## **STARS AND STRIPES, PRESENTED BY TOYOTA**

In partnership with the NBA Cares Hoops for Troops initiative, the 76ers and Toyota show their ongoing commitment to our country's military and their families by hosting a series of recognition events throughout the season. Highlights include a home game dedicated to our active and retired servicemen and women, and a community event that gives back to those who have made the ultimate sacrifice and served our country.

## **WALK IN MY SHOES**

Furthering the 76ers' dedication to mentorship, the team operates a unique mentoring program that pairs local youth with 76ers players for a season-long mentorship match. Amplifying the awareness of the 76ers and the Sixers Youth Foundation's existing core focus areas, this mentorship program creates lifelong memories and experiences for our young mentees, while also deeply engaging the team and other leaders throughout our communities.





# COMMUNITY

## RECOGNITION AND AWARDS

*At home games throughout the season, the 76ers honor and recognize individuals and organizations that have persevered through challenging life experiences and made a difference in the lives of others. Award recipients receive complementary seats at the game, a VIP experience, photo opportunities and public recognition.*

### CHICK-FIL-A CARES KID OF THE GAME

The 76ers and Chick-fil-A team up throughout the season to honor the incredibly strong youth of our communities where our fans live, work and play. The youth recognized as the Cares Kid of the Game has overcome trying circumstances and persevered through them, showing what it truly means to be Sixers Strong.

### COMMUNITY CHAMPION, PRESENTED BY NJM

The 76ers and NJM celebrate local educators and mentors who are making a difference in the lives of youth throughout the season. Education among youth is one of the core focus areas of the 76ers' Social Responsibility mission, and the Community Champion Award, presented by NJM. The award is just one of the many ways in which the organization recognizes the work of educators assisting in fostering their students' success.

### FIRST RESPONDERS AWARD, PRESENTED BY BELFOR

Throughout the season, the 76ers and BELFOR celebrate first responders who display heroic traits in the line of duty. These local first responders keep our local communities safe.

### NEW ERA TIP OF THE CAP

The 76ers and New Era believe in the power of volunteering and bettering our local communities through community service. At select home games throughout the season, the Tip of the Cap honors local volunteers, who have dedicated themselves to being difference makers through assisting others.

### TOYOTA MILITARY SALUTE OF THE GAME

The 76ers and Toyota show their appreciation for active and retired members of the military by highlighting their service to our nation's armed forces. The Military Salute of the Game tips off the 76ers and Toyota's Stars & Stripes platform and runs throughout the season.

### SONNY HILL LEGACY AWARD

This home game on-court recognition is in honor of local icon Sonny Hill's tremendous contributions to the game of basketball in the City of Philadelphia. One young player will be selected each year and honored for his or her tremendous actions on and off the court – displaying how to be a role model and true leader.

## PROJECT 76 EMPLOYEE VOLUNTEER PROGRAM

Project 76 is the 76ers official employee volunteer program that encourages employees to serve at least 76 hours per year in our local communities. These hours are fulfilled through the self-driven interests of employees, as well as team-based projects. Each year, employees, players and coaches strive to contribute more than 10,000 hours of service throughout our local communities.

## DONATIONS

### IN-KIND DONATIONS

The 76ers proudly donate countless items and packages to deserving nonprofit organizations with initiatives focused on youth development throughout the Greater Philadelphia Area. In-kind donations are designed to raise both funds and awareness for eligible nonprofit organizations as their efforts in the community are supported.

### TICKET ASSIST PROGRAM

The 76ers support youth development programs and activities throughout our communities by donating tickets to qualified nonprofit organizations. Priority is given to initiatives focused on youth living in the Greater Philadelphia Area.



## WORLD B. FREE

### Ambassador of 76ers Basketball

Entering his 22nd season with the 76ers front office, World B. Free serves as the Ambassador of 76ers Basketball. A fixture in the 76ers family, the former 1975 Sixers second round draft pick travels to schools, recreation centers and playgrounds in the tri-state area teaching the fundamentals of basketball and life. Additionally, Free makes countless public appearances on behalf of the organization delivering motivational messages, interacting with season ticket members and sponsors, and greeting fans at 76ers home games.

Free poured in 17,955 points over his illustrious 13-year career. The prolific scorer from Brooklyn spent four years with the 76ers (1975-78, 1987), while also making stops in San Diego (1978-80), Golden State (1980-82), Cleveland (1983-86) and Houston (1987). As a member of the 1979-80 San Diego Clippers, Free put together his best season in the NBA. He averaged an astounding 30.2 points over just 68 games, which landed him a spot in the 1980 NBA All-Star Game. He appeared in 886 games over his career, averaging 20.3 points while dishing-out 3.7 assists per contest. Free, who also spent two seasons as the 76ers strength and conditioning coach, was inducted into the New York City Basketball Hall-of-Fame in 1997, joining the likes of former teammate, Billy Cunningham, Kareem Abdul-Jabbar, Connie Hawkins, Lenny Wilkens and Nate "Tiny" Archibald. Free attended Guilford College located in North Carolina for three years, where he averaged 23.6 points and 6.5 rebounds per game. He was a member of the school's 1973 NAIA Championship team, while being named the tournament's Most Valuable Player. A native of Brooklyn, New York, Free currently resides in the Philadelphia area.





## NBA CARES



NBA Cares is the league's global social responsibility program that builds on the NBA's mission of addressing important social issues. NBA Cares programs and participants have provided more than 5.8 million hours of hands-on service and created more than 1,650 places where kids and families can live, learn or play in communities around the world. Internationally, NBA Cares has created more than 332 places where kids and families can live, learn or play in 40 countries and territories. NBA Cares works with nationally and internationally recognized youth-serving programs that support education, youth and family development, and health-related causes, including: Boys & Girls Clubs of America, Vera Institute of Justice, Thurgood Marshall College Fund, UNICEF, Special Olympics, The Jed Foundation, Share Our Strength and GLSEN.





**PLAYERS**



# #11 TONY BRADLEY

HEIGHT 6' 9.5"  
WEIGHT 260  
YEARS PRO 3  
FROM NORTH CAROLINA/USA  
BORN 01/08/98

## CAREER HIGHS

PTS	15 (2)	at SAS	8/7/20
FGM	7 (3)	at SAS	8/7/20
FGA	12	at LAC	4/10/19
3FG	1 (3)	at SAS	8/7/20
3FGA	1 (4)	at SAS	8/7/20
FTM	3 (2)	at DEN	8/8/20
FTA	4 (2)	at NOP	1/6/20
OR	7	at LAC	4/10/19
DR	9	at SAS	8/7/20
TR	11 (2)	at SAS	8/7/20
AST	2 (4)	vs. DAL	8/10/20
STL	3	at BKN	1/14/20
BLK	3 (3)	at SAS	8/7/20
MIN	24:13	at LAC	4/10/19

## PLAYOFF HIGHS

PTS	3	at DEN	8/19/20
FGM	1 (3)	at DEN	8/25/20
FGA	3	at DEN	8/17/20
3FG	--	--	--
3FGA	--	--	--
FTM	2 (2)	vs. DEN	8/23/20
FTA	4	vs. DEN	8/23/20
OR	4 (2)	at DEN	8/19/20
DR	5	at DEN	8/17/20
TR	9	at DEN	8/17/20
AST	1	at DEN	8/19/20
STL	1 (2)	vs. DEN	8/21/20
BLK	1 (2)	at DEN	8/25/20
MIN	11:23	at DEN	8/19/20





# TONY BRADLEY

## NBA REGULAR SEASON STATISTICS

YEAR	TM	AGE	G	GS	MP	FG	FGA	FG%	3P	3PA	3P%	FT	FTA	FT%	ORB	DRB	TRB	AST	STL	BLK	TOV	PF	PTS
19-20	UTA	22	58	3	663	126	189	.667	3	3	1.000	30	46	.652	111	156	267	23	14	33	30	115	285
18-19	UTA	21	3	0	36	8	16	.500	0	0	--	1	2	.500	9	6	15	1	2	2	3	6	17
17-18	UTA	20	9	0	29	3	11	.273	0	1	.000	2	2	1.000	4	7	11	1	0	0	0	1	8
CAREER:			70	3	728	137	216	.634	3	4	.750	33	50	.660	124	169	293	25	16	35	33	122	310

## NBA PLAYOFF STATISTICS

YEAR	TM	AGE	G	GS	MP	FG	FGA	FG%	3P	3PA	3P%	FT	FTA	FT%	ORB	DRB	TRB	AST	STL	BLK	TOV	PF	PTS
19-20	UTA	22	6	0	48	2	9	.222	0	0	--	5	7	.714	10	13	23	1	2	2	4	4	9
17-18	UTA	20	1	0	2	1	2	.500	0	0	--	0	0	--	1	0	1	0	0	0	0	0	2
CAREER:			7	0	50	3	11	.273	0	0	--	5	7	.714	11	13	24	1	2	2	4	4	11

**TRANSACTIONS:** Utah acquired his draft rights, as the No. 28 overall pick in the 2017 NBA Draft, from the L.A. Lakers in exchange for Thomas Bryant and Josh Hart... Signed by the Jazz on July 5, 2017... Traded by Utah with Saben Lee to the Detroit Pistons on Nov. 18, 2020... Acquired by Philadelphia on Nov. 23, 2020 in exchange for Zhaire Smith.

**PRO CAREER:** Holds career averages of 4.4 points (.634 FG%, .750 3P%, .660 FT%), 4.2 rebounds and 10.4 minutes in 70 games over three NBA seasons with Utah.

**2019-20 (UTA):** Played in 58 games and averaged 4.9 points on .667 percent shooting, to go with 4.6 rebounds in 11.4 minutes per game... Tied his career-high in points (15) and rebounds (11) at San Antonio on 8/7, notching his second career double-double... Scored in double figures three times on the season and recorded four games with at least 10 rebounds... Converted all three of his three-point attempts... Recorded multiple blocked shots in eight contests.

**2018-19 (UTA):** Appeared in three games, posting 10 rebounds against the L.A. Clippers on 4/10... Inactive in 73 games... Averaged 5.7 points, 5.0 rebounds and 0.7 blocks in 11.9 minutes.

**2017-18 (UTA):** Saw action in nine games with the Jazz, averaging 0.9 points and 1.2 rebounds in 3.2 minutes per game... Made his NBA debut at HOU (11/5)... Scored his first NBA points (two) at BKN (11/17)... Scored four points in seven minutes at OKC (12/20)... Inactive in 47 games and DNP-CD in 26 games.

### NBA G LEAGUE:

**2018-19 (SLC):** Appeared in 20 games (all starts) with the Salt Lake City Stars (Utah) and averaged 13.5 points, 7.1 rebounds and 1.2 blocks in 25.5 minutes per contest.

**2017-18 (SLC):** Played in 24 games (all starts) with Salt Lake City and averaged 15.4 points, 10.2 rebounds and 1.3 blocks in 29.6 minutes per contest... Recorded 13 double-doubles... Finished with 28 points and 12 rebounds vs. the Austin Spurs (12/2)... Logged 27 points and 17 rebounds vs. the Memphis Hustle (12/27)... Swatted a season-best four shots against the Agua Caliente Clippers (3/3).

**COLLEGE:** NORTH CAROLINA (2016-17) Helped the Tar Heels to the 2017 NCAA title... Appeared in 38 games as a reserve and notched 7.1 points and 5.1 rebounds per contest... Reached double figures scoring in 13 games, including his first six appearances of the season... Posted three doubles-doubles... Grabbed a season-high 13 rebounds, including eight on the offensive glass, on Nov. 18 at Hawaii.

**MORE:** Born Tony Lee Bradley Jr. in Bartow, FL... Son of Tony Sr. and Vanessa Bradley... Father played basketball at Florida A&M... Played at Bartow High School and is the school's all-time leader with 1,973 points and 1,054 rebounds... Averaged 22.8 points, 12.6 rebounds and 3.0 blocks as a high school senior... Named a 2016 McDonald's All-American and also participated in Jordan Brand Classic... Gatorade Player of the Year in Florida in 2016, following current 76ers teammate Ben Simmons who won the award in 2015.



# #31 SETH CURRY

HEIGHT 6' 0.5"  
WEIGHT 192  
YEARS PRO 6  
FROM DUKE/USA  
BORN 08/23/90

## CAREER HIGHS

PTS	37	at MIA	2/28/20
FGM	13 (2)	at MIA	2/28/20
FGA	20	at SAS	1/29/17
3FG	8	at MIA	2/28/20
3FGA	12	at HOU	4/13/16
FTM	7 (2)	vs. PHX	3/9/19
FTA	8	vs. MIA	4/1/16
OR	3	at DET	12/12/19
DR	9	at SAS	1/29/17
TR	10	at SAS	1/29/17
AST	15	at PHX	4/11/16
STL	5	at GSW	11/9/16
BLK	2 (2)	vs. ATL	1/26/19
MIN	42:48	vs. UTA	2/9/17

## PLAYOFF HIGHS

PTS	22	vs. LAC	8/21/20
FGM	9	vs. LAC	8/21/20
FGA	11 (2)	vs. LAC	8/21/20
3FG	4 (4)	vs. LAC	8/21/20
3FGA	8	at LAC	8/17/20
FTM	3 (2)	vs. LAC	8/23/20
FTA	3 (3)	vs. LAC	8/23/20
OR	2	at GSW	5/14/19
DR	4	at DEN	5/7/19
TR	4	at DEN	5/7/19
AST	3 (2)	vs. LAC	8/21/20
STL	4	at GSW	5/16/19
BLK	1 (4)	at GSW	5/14/19
MIN	33:26	at LAC	8/17/20







# SETH CURRY

## NBA REGULAR SEASON STATISTICS

YEAR	TM	AGE	G	GS	MP	FG	FGA	FG%	3P	3PA	3P%	FT	FTA	FT%	ORB	DRB	TRB	AST	STL	BLK	TOV	PF	PTS
19-20	DAL	29	64	25	1576	284	574	.495	145	321	.452	80	97	.825	27	118	145	124	38	9	62	113	793
18-19	POR	28	74	2	1399	212	465	.456	113	251	.450	44	52	.846	27	93	120	66	36	12	61	97	581
16-17	DAL	26	70	42	2029	338	703	.481	137	322	.425	85	100	.850	25	154	179	189	79	7	92	126	898
15-16	SAC	25	44	9	692	102	224	.455	50	111	.450	45	54	.833	9	51	60	67	22	3	36	41	299
14-15	PHX	24	2	0	8	0	3	.000	0	1	.000	0	0	--	0	2	2	1	0	0	0	2	0
13-14MEM/CLE	23	2	0	13	1	3	.333	1	1	1.000	0	0	0	--	0	1	1	0	2	0	0	0	3
<b>CAREER:</b>			<b>256</b>	<b>78</b>	<b>5717</b>	<b>937</b>	<b>1972</b>	<b>.475</b>	<b>446</b>	<b>1007</b>	<b>.443</b>	<b>254</b>	<b>303</b>	<b>.838</b>	<b>88</b>	<b>419</b>	<b>507</b>	<b>447</b>	<b>177</b>	<b>31</b>	<b>251</b>	<b>379</b>	<b>2574</b>

## NBA PLAYOFF STATISTICS

YEAR	TM	AGE	G	GS	MP	FG	FGA	FG%	3P	3PA	3P%	FT	FTA	FT%	ORB	DRB	TRB	AST	STL	BLK	TOV	PF	PTS
19-20	DAL	29	6	0	173	31	53	.585	10	21	.476	5	5	1.000	2	9	11	8	6	0	8	14	77
18-19	POR	28	16	0	326	30	82	.366	21	52	.404	9	11	.818	5	20	25	13	12	4	7	27	90
<b>CAREER:</b>			<b>22</b>	<b>0</b>	<b>499</b>	<b>61</b>	<b>135</b>	<b>.452</b>	<b>31</b>	<b>73</b>	<b>.425</b>	<b>14</b>	<b>16</b>	<b>.875</b>	<b>7</b>	<b>29</b>	<b>36</b>	<b>21</b>	<b>18</b>	<b>4</b>	<b>15</b>	<b>41</b>	<b>167</b>

**TRANSACTIONS:** Signed by Golden State (8/23/13)... Signed by Memphis (12/24/13)... Signed to a 10-day contract by Cleveland (3/21/14)... Signed by Orlando (9/29/14)... Signed to a 10-day contract by Phoenix (3/11/15)... Signed by Sacramento (7/22/15)... Signed by Dallas (7/15/16)... Signed by Portland (7/6/18)... Signed by Dallas (7/19/19)... Acquired by Philadelphia from Dallas in exchange for Josh Richardson and the draft rights to Tyler Bey, the No. 36 pick in the 2020 NBA Draft on Nov. 19, 2020.

**PRO CAREER:** Holds career averages of 10.1 points (.475 FG%, .443 3P%, .838 FT%), 2.0 rebounds, 1.7 assists and 22.3 minutes in 256 games (78 starts) over six NBA seasons with Dallas, Portland, Sacramento, Phoenix, Cleveland and Memphis... Over the past two seasons, has made 258 threes, including 187 off the bench, which ranks 11th in the NBA over that span... Ranks second all-time (first among active players) with a .443 career three-point percentage, behind only Steve Kerr (.454).

**2019-20 (DAL):** Played 64 games (25 starts) and posted 12.4 points, 2.3 rebounds and 1.9 assists in 24.6 minutes per contest... Shot a career-high .495 from the field, .452 from beyond the arc and .825 from the free-throw line... In connecting on more than 45-percent of his three-point attempts, finished third in the league in that category... Dropped a career-high 37 points on 13-15 shooting (.867), including a career-high eight three-pointers (8-9), on Feb. 28 at Miami... Also registered a 30-point outing on Dec. 12 at Detroit, scoring 30 points on 11-15 (.733) shooting from the floor, 6-9 (.667) from three-point range and 2-3 at the line, while adding a season-high seven rebounds, four assists and two steals in 34 minutes... Scored 20-plus points 12 times... Made at least three three-pointers in 27 contests and five-or-more threes on nine occasions.

**2018-19 (POR):** In lone season with POR, averaged 7.9 points, 1.6 rebounds and 18.9 minutes in career-high 74 games (2 starts)...ranked 3rd in the NBA in 3FG% (.450, 113-of-251), behind BKN's Joe Harris (.474, 183-of-386) and TOR's Danny Green (.455, 198-of-435), and ahead of his brother, Stephen Curry (.437, 354-of-810), who ranked 4th...shot 45.6% (212-465 FGs) from the field and 84.6% (44-52 FTs) from the FT line...5 games with 20+ points (POR was 5-0 in such games)...24 games with 10+ points (POR was 23-1 in such games)...made at least 5 3-pointers in 3 games and connected on at least 4 3-pointers 8 times...in 2nd start of season (53rd career), season-high 22 points (8-13 FGs, 4-8 3FGs, 2-2 FTs) in 32 minutes vs. ATL (1/26/19)...participated in the NBA 3-Point Contest at NBA All-Star Weekend in his hometown of Charlotte (2/16/19), an event that also featured his brother, Stephen...shot a perfect 5-of-5 from 3-point range while scoring 15 points (5-6 FGs, 5-5 3FGs) in 16 minutes at CLE (2/25/19), making him the 5th player in Blazers history to make at least 5 3s off the bench without a miss...season-high-tying 22 points (6-11 FGs, 3-6 3FGs, 7-7 FTs) in 21 minutes vs. PHO (3/9/19)...missed 4 games with a right knee injury and 1 game with left leg soreness.

**2017-18:** Missed the entire 2017-18 regular season due to a stress reaction in his left tibia (he played in three preseason

games with Dallas in 2017)... Had season-ending surgery (2/8/18).

**2016-17 (DAL):** In 1st season with DAL, averaged career highs for points (12.8 ppg), rebounds (2.6 rpg), assists (2.7 apg), steals (1.1 spg) and minutes (29.0 mpg) in 70 games (career-high 42 starts)...shot a then career-high 48.1% (338-703 FGs) from the field, 42.5% (137-322 3FGs) from 3-point range and career-best 85.0% (85-100 FTs) from the FT line...among NBA qualifiers, ranked 6th in 3FG% and 35th in FG%...recorded a team-high 79 steals...knocked down a season-high 5 3-pointers 3 times...increased his scoring average by 6.0 points from the previous season (from 6.8 ppg with SAC in 2015-16 to 12.8 ppg with DAL in 2016-17)...in 42 games as a starter, averaged 14.7 points (.482 FG%, .433 3FG%, .863 FT%), 2.9 rebounds and 2.7 assists in 31.6 minutes (he appeared as a starter in each of his final 36 games in 2016-17)...in 18 games (all starts) after the All-Star break, averaged 16.2 points, 2.5 rebounds and 2.6 assists in 31.2 minutes while shooting 51.5% (106-206 FGs) from the field, 45.3% (43-95 3FGs) from 3-point range and 92.5% (37-40 FTs) from the FT line...1 double-double (point/rebound)...1 game with 30+ points...11 20-point efforts (DAL went 8-3 in those games), 10 of which came as a starter...17 games with 18+ points (13-4 record)...25 games with 15+ points (16-9 record)...47 games with 10+ points...1 game with 10+ rebounds...4 games with 7+ assists...10 games with 3+ steals (8-2 record)...1st double-double of season (2nd career, 1st career point/rebound double-double) with game-high-tying 24 points (10-20 FGs, 4-9 3FGs), including 10 in 1st quarter, to go with career-high (game-high-tying) 10 rebounds and 5 assists in 37 minutes at SA (1/29/17)...game highs of 22 points (8-14 FGs, 3-7 3FGs, 3-4 FTs) 6 assists and 4 steals in 34 minutes vs. PHI (2/1/17)...in 101st career game (1st game after All-Star break), season-high (game-high) 31 points (13-17 FGs, 3-6 3FGs, 2-2 FTs), including 13 in 3rd quarter, in 37 minutes at MIN (2/24/17)...moved from starting SG to starting PG vs. LAC (3/23/17) and posted a game-high 23 points (9-14 FGs, 3-6 3FGs, 2-2 FTs) to go with 3 rebounds and 4 assists in 35 minutes...missed 4 games due to a right knee sprain (at CHA 12/1/16 vs. CHA 12/5/16)...missed 8 total games (8 of DAL's final 10 games) due to a left shoulder injury (vs. OKC 3/27/17; at MIL 4/2/17-at MEM 4/12/17).

**2015-16 (SAC):** Averaged 6.8 points, 1.4 rebounds, 1.5 assists and 15.7 minutes in 44 games (9 starts) with SAC...shot 45.5% (102-224 FGs) from the field, 45.0% (50-111 3FGs) from 3-point range and 83.3% (45-54 FTs) from the FT line...in his 9 games as a starter, averaged 14.4 points (.436 FG%, .469 3FG%, .905 FT%), 3.0 rebounds and 3.8 assists in 29.9 minutes...4 games with 20+ points...12 games with 10+ points...1 game with 10+ assists...career-high 15 assists at PHO (4/11/16)...in 3rd career start, season-high (game-high-tying) 21 points (9-17 FGs, 3-6 3FGs) to go with 4 rebounds and 2 steals in 34 minutes at POR (3/28/16)...in 5th career start, season-high-tying 21 points (5-10 FGs, 4-6 3FGs, 7-8 FTs) to go with 3 assists and 2 steals in 32 minutes vs. MIA (4/1/16)...20 points (7-13 FGs, 6-10 3FGs), including then career-high 6 3-pointers, in 33 minutes off the bench in win vs. OKC (4/9/16)...1st career double-double with

CONTINUED ON PAGE 80

Philadelphia



# #21 JOEL EMBIID

HEIGHT 6' 11.75"  
WEIGHT 280  
YEARS PRO 4  
FROM KANSAS/CAMEROON  
BORN 03/16/94

## CAREER HIGHS

PTS	49	vs. ATL	2/24/20
FGM	17	vs. ATL	2/24/20
FGA	32	vs. LAC	11/1/18
3FG	6	at POR	12/28/17
3FGA	13	at MIL	3/17/19
FT	20	vs. BOS	3/20/19
FTA	23	vs. DET	11/3/18
OR	9	at IND	8/1/20
DR	18	at WAS	12/5/19
TR	22	vs. BOS	3/20/19
AST	10	at ORL	11/14/18
STL	3 (13)	at WAS	8/5/20
BLK	7	at LAL	11/15/17
MIN	48:39	vs. OKC	12/15/17

## PLAYOFF HIGHS

PTS	34	at BOS	8/19/20
FG	12 (2)	at BRK	4/20/19
FGA	26	vs. BOS	5/5/18
3FG	3 (2)	vs. TOR	5/2/19
3FGA	6 (3)	@ TOR	5/12/19
FTM	14	vs. BOS	8/21/20
FTA	18 (2)	vs. BOS	8/23/20
OR	6	vs. BOS	5/5/18
DR	13	vs. BOS	5/5/18
TR	19	vs. BOS	5/5/18
AST	7 (2)	vs. TOR	5/5/19
STL	3	vs. BOS	8/23/20
BLK	6	@ BRK	4/20/19
MIN	45:12	@ TOR	5/12/19







# JOEL EMBIID

## NBA REGULAR SEASON STATISTICS

YEAR	TM	AGE	G	GS	MP	FG	FGA	FG%	3P	3PA	3P%	FT	FTA	FT%	ORB	DRB	TRB	AST	STL	BLK	TOV	PF	PTS
19-20	PHI	25	51	51	1506	382	801	.477	57	172	.331	351	435	.807	141	452	593	152	45	65	159	174	1172
18-19	PHI	24	64	64	2154	580	1199	.484	79	263	.300	522	649	.804	160	711	871	234	46	122	226	211	1761
17-18	PHI	23	63	63	1912	510	1056	.484	66	214	.308	359	467	.769	143	547	690	199	40	111	234	209	1445
16-17	PHI	22	31	31	786	200	429	.466	36	98	.367	191	244	.783	61	182	243	66	27	76	117	112	627
CAREER:			209	209	6358	1672	3485	.480	238	747	.319	1423	1795	.793	505	1892	2397	651	158	374	736	706	5005

## NBA PLAYOFF STATISTICS

YEAR	TM	AGE	G	GS	MP	FG	FGA	FG%	3P	3PA	3P%	FT	FTA	FT%	ORB	DRB	TRB	AST	STL	BLK	TOV	PF	PTS
19-20	PHI	25	4	4	145	34	74	.459	4	16	.250	48	59	.814	11	38	49	5	6	5	15	18	120
18-19	PHI	24	11	11	334	68	159	.428	12	39	.308	74	90	.822	21	94	115	37	8	25	40	34	222
17-18	PHI	23	8	8	278	60	138	.435	8	29	.276	43	61	.705	23	78	101	24	7	14	29	31	171
CAREER:			23	23	757	162	371	.437	24	84	.286	165	210	.786	55	210	265	66	21	44	84	83	513

**TRANSACTIONS:** Selected by Philadelphia with the No. 3 pick in the 2014 NBA Draft... Signed a five-year contract extension with the 76ers on Oct. 10, 2017.

**PRO CAREER:** Holds career averages of 23.9 points (.480 FG%, .319 3P%, .793 FT%), 11.5 rebounds, 3.1 assists and 30.4 minutes in 209 games (all starts) over four NBA seasons with Philadelphia... A three-time NBA All-Star (2017-20), two-time All-NBA selection (2017-18, 2018-19), two-time All-Defensive Team selection (2017-18, 2018-19) and 2016-17 All-Rookie team member.

**2019-20 (PHI):** Appeared in 51 games (all starts) and averaged 23.0 points, 11.6 rebounds, 3.0 assists and 1.3 blocks in 29.5 minutes per game... Paced the team in points per game and rebounds per game averages... Joined Milwaukee's Giannis Antetokounmpo as the only players in the NBA to average at least 20 points, 10 rebounds and three assists per game on the season (min. 40 games)... Held shooting averages of .477 from the field, .331 from beyond the arc and .807 from the free-throw line... Finished seventh in the NBA with an average of 6.9 free throws per game and was the tallest player in the top-7... Ranked second in the NBA with 31 games of scoring at least 20 points and collecting at least 10 rebounds... Led the team and placed sixth in the Eastern Conference with 37 double-doubles... Was the only 76er to score 40 points in a game, doing so twice... His eight such career games are already seventh in franchise history... Poured in a career-high 49 points on 17-24 (.708) shooting from the field, 1-3 (.333) from three-point range and 14-15 (.933) from the charity stripe, adding 14 rebounds, on Feb. 24 vs. Atlanta... 17 field-goals made in that Feb. 24 contest marked a new career-high total... Scored 41 points (15-23 FG, 10-12 FT) and grabbed a season-high-tying 21 rebounds on Aug. 1 vs. Indiana during the season restart... Nine offensive rebounds in the Aug. 1 game set a new career-high... His two 40-point, 10-rebound performances on the year brought his career total for such games to eight -- the fourth-most in franchise history behind only Naismith Memorial Basketball Hall of Famers Wilt Chamberlain, Charles Barkley and Billy Cunningham... Made 18-19 (.947) free throws in an overtime victory on Feb. 20 vs. Brooklyn... Surpassed 4,000 career points on Nov. 15 at Oklahoma City... Pulled down his 2,000th career rebound on Nov. 30 vs. Indiana... Became fastest player to reach 2,000 career rebounds since Tim Duncan in 1999... Reached 5,000 career points on Aug. 14 vs. Houston... Was named an NBA All-Star for the third consecutive season... Missed 20 games due to injury/illness... Including the postseason, led the 76ers in scoring a team-high 33 times and rebounds 38 times... Scored 20-plus points in 37 games, including the postseason, which were the most such efforts on the team.

**2018-19 (PHI):** Appeared in 64 games (all starts) averaging career highs in points (27.5), rebounds (13.6), assists (3.7), while blocking 1.9 shots in 33.7 minutes per game and shooting .484 from the field, .303 from three-point range and .804 from the free-throw line...Selected as an All-Star starter for the second consecutive season...Named Kia Eastern Conference Player of the Month for games played in January... Named

Eastern Conference Player of the Week for games played between Dec. 31 and Jan. 6...Only player in the league to average at least 27.0 points, 13.0 rebounds and 3.0 assists per game... His 27.5 points per game ranked fourth in the league...His 13.6 rebounds per game ranked second in the league...Scored a season-high 42 points on two occasions, vs. Charlotte (11/9) and at Phoenix (1/2)...Brought down a career-high 22 rebounds vs. Boston (3/20)...Dished out a career-high 13 assists versus Milwaukee (4/4)...Stole the ball a career-high-tying three times on four occasions, vs. Phoenix (11/19), at Phoenix (1/2), at Milwaukee (3/17) and vs. Brooklyn (3/28)... Blocked a season-high six shots at New York (1/13)...Recorded his first career triple-double at Orlando (11/14) with 29 points, 13 rebounds and 10 assists...Became the third player in NBA history to put up stat line of 34 points, 13 rebounds, 13 assists, three blocks and three steals...Posted a career-best 58 double-doubles, which were the fourth-most in the league and most by a Philadelphia player in a single season since Hall of Famer Charles Barkley (61) in 1988-89...One of three players league wide to post multiple games with at least 30 points and 20 rebounds...Had a league-best 28 double-doubles with at least 30 points and 10 rebounds... Had a league-best 47 double-doubles with at least 20 points and 10 rebounds...Posted seven first-half double-doubles, which were tied for the third-most in the league...One of 11 players league wide to score at least 40 points in five-or-more contests...Put up 30-plus points in 29 games, the fourth-most in the league...Dropped 20-plus points in 54 games, tied for the ninth-most...Brought down at least 20 rebounds in a career-high three games...Collected 15-plus rebounds in a career-best 23 contests... Reached double figures in rebounds in 58 games... Handed out five-or-more assists in a career-high 20 games... Blocked multiple shots in 34 games...Had multiple steals in 10 contests...Was a season-best +30 on two occasions, vs. Washington (11/30) and vs. Detroit (12/10)... His 7.4 points per first quarter finished as the fifth-best average in the league...His 6.3 points per fourth quarter finished as the 16th-best average in the league...His player impact estimate of 19.6 was the third-best in the league...Had the second-highest usage percentage in the league at 32.4...Sixth-best rebound percentage in the league at 19.1...Fifth-best defensive rebound percentage at 29.2.

**2017-18 (PHI):** Appeared in 63 games (63 starts), averaging career highs in points (22.9), rebounds (11.0) and assists (3.2), while blocking 1.8 shots in a career-high 30.3 minutes per game... Named 2017-18 All-NBA Second Team, becoming the 14th player in franchise history earn All-NBA Team honors... Named 2017-18 NBA All-Defensive Second Team...Only player in the NBA to average 22.0, 11.0 and 3.0 and first 76er to do so since Charles Barkley in 1986-87... Shot a career-high .483 from the field and shot .769 from the free-throw line and .308 from three-point range...Scored a career-high 46 points at L.A. Lakers (11/15)...Grabbed a career-high 20 rebounds vs. Charlotte (3/19)... Dished out a career-high eight assists at Minnesota (12/12)...Tied his career-high for steals in a single game with three vs. Atlanta (11/1) and at Chicago (2/22)...Blocked a career-high seven shots at L.A. Lakers (11/15)...Embiid's seven blocks the second-most by any player in a single game in 17-

CONTINUED ON PAGE 80-81



# #23 **TERRANCE FERGUSON**

**HEIGHT** 6' 6.5"  
**WEIGHT** 195  
**YEARS PRO** 3  
**FROM** ADELAIDE 36ERS (AUS.)/USA  
**BORN** 05/17/98

## CAREER HIGHS

PTS	24	at LAL	1/3/18
FGM	9	at LAL	1/3/18
FGA	14 (2)	vs. NOP	1/24/19
3FG	7	at SAS	1/10/19
3FGA	12	vs. LAL	1/17/19
FTM	3 (4)	at MIL	2/28/20
FTA	5	vs. LAL	1/17/19
OR	4	at LAC	11/18/19
DR	6	at MIL	4/10/19
TR	7	at LAC	11/18/19
AST	6	vs. PHI	2/28/19
STL	4	vs. POR	1/22/19
BLK	2 (5)	vs. HOU	1/9/20
MIN	41:01	at SAS	1/10/19

## PLAYOFF HIGHS

PTS	9	vs. POR	4/19/19
FGM	3 (2)	vs. POR	4/19/19
FGA	9	at POR	4/16/19
3FG	3	vs. POR	4/19/19
3FGA	6	vs. POR	4/21/19
FTM	--	--	--
FTA	--	--	--
OR	1 (4)	at HOU	8/29/20
DR	3 (2)	at POR	4/23/19
TR	3 (3)	at POR	4/23/19
AST	3	at POR	4/14/19
STL	1 (3)	vs. HOU	8/24/20
BLK	--	--	--
MIN	32:47	vs. POR	4/21/19





# TERRANCE FERGUSON

## NBA REGULAR SEASON STATISTICS

YEAR	TM	AGE	G	GS	MP	FG	FGA	FG%	3P	3PA	3P%	FT	FTA	FT%	ORB	DRB	TRB	AST	STL	BLK	TOV	PF	PTS
19-20	OKC	21	56	38	1257	78	220	.355	49	168	.292	15	20	.750	23	51	74	51	27	17	31	155	220
18-19	OKC	20	74	74	1931	185	431	.429	106	290	.366	37	51	.725	33	108	141	72	40	16	47	231	513
17-18	OKC	19	61	12	763	70	169	.414	40	120	.333	9	10	.900	19	28	47	19	24	10	11	83	189
CAREER:			191	124	3951	333	820	.406	195	578	.337	61	81	.753	75	187	262	142	91	43	89	469	922

## NBA PLAYOFF STATISTICS

YEAR	TM	AGE	G	GS	MP	FG	FGA	FG%	3P	3PA	3P%	FT	FTA	FT%	ORB	DRB	TRB	AST	STL	BLK	TOV	PF	PTS
19-20	OKC	21	4	1	42	2	11	.182	2	10	.200	0	0	--	1	3	4	1	1	0	1	3	6
18-19	OKC	20	5	5	128	9	25	.360	7	18	.389	0	0	--	2	10	12	6	2	0	5	19	25
17-18	OKC	19	3	0	6	1	1	1.000	1	1	1.000	0	0	--	1	0	1	1	0	0	0	2	3
CAREER:			12	6	176	12	37	.324	10	29	.345	0	0	--	4	13	17	8	3	0	6	24	34

**TRANSACTIONS:** Selected by Oklahoma City with the No. 21 overall pick in the 2017 NBA Draft... Signed with the Thunder on July 29, 2017... Acquired by Philadelphia along with Danny Green and Vincent Poirier from Oklahoma City in exchange for Al Horford, a 2025 protected first-round pick, cash considerations and the draft rights to Théo Maledon (No. 34 selection in 2020 NBA Draft) and Vasilije Micić (No. 52 selection in 2014 NBA Draft) on Dec. 8, 2020.

**PRO CAREER:** Holds career averages of 4.8 points (.406 FG%, .337 3P%, .753 FT%), 1.4 rebounds and 20.7 minutes in 191 games (124 starts) over three NBA seasons with Oklahoma City.

**2019-20 (OKC):** Appeared in 56 games (38 starts) and averaged 3.9 points and 1.3 rebounds in 22.5 minutes per contest, shooting .355 percent from the field and .750 percent from the charity stripe... On Nov. 15 vs. Philadelphia, shot 7-for-9 from the field and 5-for-7 from three-point range to record a season-high 19 points along with two assists and a steal... Had 13 performances with multiple three-pointers... Hauled in a career-high seven rebounds on Nov. 18 at the Clippers... Registered seven double-digit scoring outings... Missed eight games for personal reasons... Sat out five games with right hip soreness... Missed one game with an illness... Sat out two games with a right lower leg contusion.

**2018-19 (OKC):** Played in 74 games (all starts), averaging 6.9 points, 1.9 rebounds and 1.0 assist in 26.1 minutes, shooting .429 percent from the field and .366 percent from long range... Scored a season-high 21 points twice, including on Jan. 10 at San Antonio, when he finished a then career-best 7-10 from three-point range... On Jan. 8 vs. Minnesota, he went 5-8 from the field and a perfect 4-4 from long range to tally 14 points and four rebounds, making him the eighth player in Thunder history at the time to go 4-4 or better from three-point range... From Jan. 8 to Feb. 1, he went 32-62 (.516) from long range, good for the best mark in the NBA during that time frame (min. 50 attempts)... On March 25 at Memphis, logged a perfect shooting night, going 4-4 from the field, 3-3 from three-point range and 2-2 from the charity stripe to tally 13 points, three rebounds, three assists and two steals... Scored in double figures 21 times and logged two games with 20 points or more... Missed two games for personal reasons... Missed four games with a left ankle sprain... One game DNP - Coach's Decision... Missed one game with back spasms.

**2017-18 (OKC):** Saw action in 61 games (12 starts) as a rookie, averaging 3.1 points and 0.8 rebounds in 12.5 minutes, shooting .900 percent from the charity stripe... In his first career start on Jan. 3 at the Lakers, he scored a career-best and game-high-tying 24 points on 6-9 shooting from three-point range, making him just the third NBA player at the time to ever record at least 24 points and six three-pointers in their first career start (DJ Augustin in 2008, Sam Dekker in 2017)... Scored his first NBA field goal on Oct. 19 vs. New York.

### NBA G LEAGUE:

**2017-18 (OKC):** Appeared in three games (all starts) with the Oklahoma City Blue, averaging 14.7 points, 4.0 rebounds, 1.0 assists and 1.3 steals in 31.0 minutes per contest.

**INTERNATIONAL:** (2016-17) Played one season with the Adelaide 36ers of Australia's National Basketball League... Played in 30 games and averaged 4.6 points and 1.2 rebounds in 15.2 minutes per game... Scored in double figures four times, including a season-high 13 points twice.

**MORE:** Born in Tulsa, Oklahoma... Moved to Dallas, Texas... Represented the United States in three FIBA tournaments, capturing gold medals in each... Oklahoma State Cowboys fan... While with the Thunder, listed Coach Carter as his favorite movie, Friends as his favorite TV show and Will Smith as his favorite actor.



# #14 **DANNY GREEN**

HEIGHT 6' 8"  
WEIGHT 210  
YEARS PRO 11  
FROM NORTH CAROLINA/USA  
BORN 05/17/98

## CAREER HIGHS

PTS	33	vs. PHX	4/11/14
FGM	12	vs. PHX	4/11/14
FGA	21	vs. POR	12/19/14
3FG	8 (2)	vs. MEM	1/19/19
3FGA	13 (3)	vs. HOU	3/5/19
FTM	9	vs. HOU	12/28/14
FTA	10	vs. HOU	12/28/14
OR	5	vs. POR	12/19/14
DR	12	at IND	2/9/15
TR	12 (2)	at POR	12/14/18
AST	7	at LAC	2/21/13
STL	5 (3)	vs. HOU	12/28/14
BLK	6	vs. NOP	3/15/18
MIN	51:57	vs. MEM	12/17/14

## PLAYOFF HIGHS

PTS	27	vs. MIA	6/11/13
FGM	9 (2)	vs. POR	5/14/14
FGA	15 (2)	vs. MIA	6/16/13
3FG	7 (2)	vs. OKC	5/21/14
3FGA	10 (4)	vs. DEN	9/20/20
FTM	8	at PHI	5/5/19
FTA	8	at PHI	5/5/19
OR	4 (2)	at POR	8/24/20
DR	9	vs. POR	5/14/14
TR	9	vs. POR	5/14/14
AST	4 (3)	vs. MIA	6/13/13
STL	5	at MIA	6/10/14
BLK	5	at LAC	5/2/15
MIN	44:08	vs. GSW	5/6/13







# DANNY GREEN

## NBA REGULAR SEASON STATISTICS

YEAR	TM	AGE	G	GS	MP	FG	FGA	FG%	3P	3PA	3P%	FT	FTA	FT%	ORB	DRB	TRB	AST	STL	BLK	TOV	PF	PTS
19-20	LAL	32	68	68	1687	197	474	.416	120	327	.367	33	48	.688	51	174	225	91	85	32	63	136	547
18-19	TOR	31	80	80	2216	293	630	.465	198	435	.455	37	44	.841	60	257	317	126	73	53	75	171	821
17-18	SAS	30	70	60	1791	217	561	.387	116	320	.363	50	65	.769	41	208	249	110	63	80	74	122	600
16-17	SAS	29	68	68	1807	176	449	.392	118	311	.379	27	32	.844	31	193	224	124	70	57	76	120	497
15-16	SAS	28	79	79	2062	211	561	.376	116	349	.332	34	46	.739	48	255	303	141	79	64	75	141	572
14-15	SAS	27	81	80	2312	322	738	.436	191	457	.418	111	127	.874	54	289	343	158	101	87	93	163	946
13-14	SAS	26	68	59	1651	218	505	.432	132	318	.415	50	63	.794	25	204	229	104	65	61	76	107	618
12-13	SAS	25	80	80	2201	297	663	.448	177	413	.429	67	79	.848	36	208	244	141	92	54	94	124	838
11-12	SAS	24	66	38	1522	211	477	.442	102	234	.436	79	100	.790	54	174	228	86	58	46	67	107	603
10-11	SAS	23	8	0	92	17	35	.486	7	19	.368	0	0	--	3	12	15	2	1	5	7	41	
09-10	CLE	22	20	0	115	15	39	.385	6	22	.273	4	6	.667	8	9	17	5	6	3	5	9	40
CAREER			6886	6127	1456	2174	5132	.424	1283	3205	.400	492	610	.807	411	1983	2394	1088	694	538	703	1207	6123

## NBA PLAYOFF STATISTICS

YEAR	TM	AGE	G	GS	MP	FG	FGA	FG%	3P	3PA	3P%	FT	FTA	FT%	ORB	DRB	TRB	AST	STL	BLK	TOV	PF	PTS	
10-11	SAS	23	4	0	7	2	6	.333	1	4	.250	0	0	---	0	1	1	2	1	1	1	1	5	
11-12	SAS	24	14	12	289	38	91	.418	20	58	.345	7	10	.700	3	42	45	15	7	10	15	24	103	
12-13	SAS	25	21	21	669	83	186	.446	55	114	.482	12	15	.800	18	69	87	32	32	23	19	51	233	
13-14	SAS	26	23	23	529	78	159	.491	48	101	.475	9	11	.818	9	60	69	21	32	17	20	50	213	
14-15	SAS	27	7	7	204	21	61	.344	12	40	.300	4	6	.667	7	15	22	15	7	7	5	12	58	
15-16	SAS	28	10	10	267	30	65	.462	24	48	.500	2	3	.667	0	31	31	7	21	8	6	20	86	
16-17	SAS	29	16	16	436	45	111	.405	26	76	.342	8	14	.571	13	44	57	23	10	15	17	30	124	
17-18	SAS	30	5	5	103	8	30	.267	5	20	.250	0	0	---	4	7	11	1	1	1	4	2	8	21
18-19	TOR	31	24	24	684	53	155	.342	39	119	.328	21	23	.913	17	70	87	26	31	11	26	60	166	
19-20	LAL	32	21	21	525	59	170	.347	39	115	.339	10	15	.667	25	41	66	26	20	16	12	48	167	
CAREER			145	139	3713	417	1034	.403	269	695	.387	73	97	.753	96	380	476	168	152	112	123	304	1176	

**TRANSACCIONS:** Selected by Cleveland with the No. 46 overall pick in the 2009 NBA Draft... Signed with San Antonio on Nov. 17, 2010... Waived by San Antonio on Nov. 23, 2010... Signed a contract for the rest of the season with San Antonio on March 16, 2011... Re-signed with San Antonio on July 14, 2015... Acquired by Toronto along with Kawhi Leonard from San Antonio in exchange for DeMar DeRozan, Jakob Pöltl and a 2019 first-round pick (Keldon Johnson) on July 18, 2018... Signed as a free agent with the L.A. Lakers on July 6, 2019... Acquired by the Oklahoma City Thunder along with Jaden McDaniels from the Lakers in exchange for Dennis Schröder on Nov. 18, 2020... Acquired by Philadelphia along with Terrance Ferguson and Vincent Poirier from Oklahoma City in exchange for Al Horford, a 2025 protected first-round pick, cash considerations and the draft rights to Théo Maledon (No. 34 selection in 2020 NBA Draft) and Vasilije Micić (No. 52 selection in 2014 NBA Draft) on Dec. 8, 2020.

**PRO CAREER:** Holds career averages of 8.9 points (.424 FG%, .400 3P%, .807 FT%), 3.5 rebounds, 1.6 assists and 25.4 minutes in 688 games (612 starts) over 11 NBA seasons with the Lakers, Toronto, San Antonio and Cleveland... Three-time NBA Champion, including each of the last two entering 2020-21... Has made more than 1,200 three-pointers in his career, ranking within the top 25 among active NBA players... 2016-17 All-Defensive Second Team selection with San Antonio.

**2019-20 (LAL):** NBA Champion... Played 68 games (all starts) with averages of 8.0 points, 3.3 rebounds and 1.3 assists in 24.8 minutes per game... Posted shooting marks of .416 from the floor, .367 from three-point range and .688 from the free-throw line... Four games with 20-plus points... Netted a season-high 28 points on 10-14 (.714) shooting, including 7-9 (.778) from beyond the arc, with seven rebounds on Oct. 22 against the L.A. Clippers... Also made a season-high-tying seven triples (7-12) to finish with 21 points and four rebounds on Dec. 19 at Milwaukee... Pulled down a season-high nine rebounds on Nov. 25 at San Antonio... Delivered a season-high five assists while scoring 25 points, including six three-pointers, on Jan. 3 vs. New Orleans... Made at least three three-pointers in 15 contests and four-or-more threes on eight occasions... Recorded multiple steals in 29 contests to finish tied for 13th in the NBA with Lakers teammate Anthony Davis in such performances...

Ranked second on the Lakers behind Davis and inside the top-25 in the league with 85 steals.

**2018-19 (TOR):** NBA Champion ... Appeared in 80 games (all starts), averaging 10.3 points, 4.0 rebounds and 1.6 assists in 27.7 minutes ... Shot 45.5 percent (198-435) from three-point range ... Ranked second in the NBA in three-point field goal percentage (.455) ... Scored in double figures in 40 games, including four games with 20+ points ... Made multiple three-pointers in 55 games ... Had multiple steals in 18 games ... Tallied one double-double ... Scored a season-high 29 points (7-10 3FG) with five rebounds, one assist, two steals and three blocks on 4/1 vs. Orlando ... Tallied 19 points, a career-high-tying 12 rebounds and two blocks on 12/14 at Portland ... Missed one game with a sore left knee (12/21) and one game for rest (1/8).

**2017-18 (SAS):** Appeared in 70 games (60 starts), averaging 8.6 points, 3.6 rebounds, 1.6 assists and 1.1 blocks in 25.6 minutes ... Scored in double figures in 27 games, including three 20-point contests ... Made multiple three-pointers in 35 games ... Blocked multiple shots in 21 games ... Had five points, seven rebounds, two assists and a career-high six blocks on 3/15 vs. New Orleans ... Scored a season-high 24 points with one rebound, two assists, one steal and one block on 11/7 vs. LA Clippers ... Missed one game with right hamstring tightness (11/11), nine games with left groin tightness (12/9, 12/18, 12/21-12/23, 1/3-1/11), one game for rest (12/16) and one game with an illness (2/23).

**2016-17 (SAS):** NBA All-Defensive Second Team selection ... Appeared in 68 games (all starts), averaging 7.3 points, 3.3 rebounds, 1.8 assists and 1.0 steal in 26.6 minutes ... Scored in double figures in 18 games ... Made multiple three-pointers in 35 games ... Had multiple steals in 21 games ... Scored a season-high 18 points (6-8 3FG) with two rebounds, one assist and one block on 12/30 vs. Portland ... Missed seven games with a left quad strain (10/25-11/5), five games with a left quad contusion (4/2-4/8) and two games for rest (11/11, 3/25).

**2015-16 (SAS):** Appeared in 79 games (all starts), averaging 7.2 points, 3.8 rebounds, 1.8 assists and 1.0 steal in 26.1 minutes ... Scored in double figures in 22 games ... Made multiple three-pointers in 33 games ... Had 18 points (6-8 3FG), six rebounds, three assists, three steals and one block on 1/27 vs. Houston ...

CONTINUED ON PAGE 81-82



# #12 **TOBIAS HARRIS**

HEIGHT 6' 7.5"  
WEIGHT 228  
YEARS PRO 9  
FROM TENNESSEE/USA  
BORN 7/15/92

## CAREER HIGHS

PTS	39	vs. POR	12/17/18
FG	15	vs. POR	12/17/18
FGA	29	at IND	8/1/20
3FG	7	vs. IND	12/26/17
3FGA	11 (3)	vs. CLE	11/12/19
FT	11	vs. GS	1/18/19
FTA	12 (3)	vs. GS	1/18/19
OR	7	vs. MIL	4/10/13
DR	19	vs. LAL	1/24/14
TR	20	vs. LAL	1/24/14
AST	9	at SA	1/20/19
STL	5	at DET	11/17/14
BLK	3 (13)	vs. DEN	10/17/18
MIN	46:17	vs. OKC	10/30/15

## PLAYOFF HIGHS

PTS	29	at BRK	4/18/19
FG	11	at BRK	4/18/19
FGA	23	vs. TOR	5/5/19
3FG	6	at BRK	4/18/19
3FGA	13	vs. TOR	5/5/19
FT	7 (2)	vs. BRK	4/15/19
FTA	8 (2)	at BOS	8/19/20
OR	8	vs. BOS	8/21/20
DR	15	at BRK	4/18/19
TR	16	at BRK	4/18/19
AST	8	at BOS	8/17/20
STL	3 (2)	vs. TOR	5/5/19
BLK	2 (2)	vs. TOR	5/2/19
MIN	43:26	at BRK	4/20/19





# TOBIAS HARRIS

## NBA REGULAR SEASON STATISTICS

YEAR	TM	AGE	G	GS	MP	FG	FGA	FG%	3P	3PA	3P%	FT	FTA	FT%	ORB	DRB	TRB	AST	STL	BLK	TOV	PF	PTS
19-20	PHI	27	72	72	2469	553	1173	.471	131	357	.367	174	216	.806	69	426	495	227	53	40	104	165	1411
18-19	TOT	26	82	82	2847	611	1254	.487	156	393	.397	266	307	.866	69	576	645	229	51	37	151	184	1644
18-19	LAC	26	55	55	1903	424	855	.496	112	258	.434	192	219	.877	37	395	432	150	40	24	109	123	1152
18-19	PHI	26	27	27	944	187	399	.469	44	135	.326	74	88	.841	32	181	213	79	11	13	42	61	492
17-18	TOT	25	80	80	2668	562	1221	.460	183	445	.411	179	216	.829	58	379	437	192	71	35	105	164	1486
17-18	DET	25	48	48	1563	320	709	.451	113	276	.409	115	136	.846	36	208	244	94	34	15	51	91	876
17-18	LAC	25	32	32	1105	242	512	.473	70	169	.414	64	80	.8	22	171	193	98	37	20	54	73	618
16-17	DET	24	82	48	2567	511	1063	.481	109	314	.347	190	226	.841	63	353	416	142	60	39	96	133	1321
15-16	TOT	23	76	74	2513	417	889	.469	80	239	.335	202	243	.831	96	414	510	169	65	40	108	153	1116
15-16	ORL	23	49	49	1610	251	541	.464	47	151	.311	120	153	.784	71	271	342	99	47	28	78	91	669
15-16	DET	23	27	25	903	166	348	.477	33	88	.375	82	90	.911	25	143	168	70	18	12	30	62	447
14-15	ORL	22	68	63	2369	442	949	.466	87	239	.364	193	245	.788	73	357	430	124	69	36	115	134	1164
13-14	ORL	21	61	36	1850	332	716	.464	32	126	.254	197	244	.807	88	336	424	82	41	24	78	143	893
12-13	TOT	20	55	34	1299	233	512	.455	34	108	.315	103	137	.752	73	214	287	69	32	44	66	120	603
12-13	MIL	20	28	14	325	53	115	.461	7	21	.333	23	26	.885	17	40	57	13	8	7	18	31	136
12-13	ORL	20	27	20	974	180	397	.453	27	87	.310	80	111	.721	56	174	230	56	24	37	48	89	467
11-12	MIL	19	42	9	479	79	169	.467	6	23	.261	44	54	.815	30	71	101	22	13	7	31	45	208
CAREER			618	498	19061	3740	7946	.471	818	2244	.365	1548	1888	.820	619	3126	3745	1256	455	302	854	1241	1411

## NBA PLAYOFF STATISTICS

YEAR	TM	AGE	G	GS	MP	FG	FGA	FG%	3P	3PA	3P%	FT	FTA	FT%	ORB	DRB	TRB	AST	STL	BLK	TOV	PF	PTS
19-20	PHI	27	4	4	149	23	60	.383	2	15	.133	15	19	.789	14	24	38	16	2	1	5	11	63
18-19	PHI	26	12	12	443	71	167	.425	22	63	.349	22	26	.846	12	97	109	48	13	6	19	30	186
15-16	DET	23	4	4	156	21	46	.457	4	12	.333	12	13	.923	6	32	38	12	3	3	6	11	58
CAREER			20	20	748	115	273	.421	28	90	.311	49	58	.845	32	153	185	76	18	10	30	52	307

**TRANSACTIONS:** Drafted by the Charlotte Bobcats with the No. 19 pick in the 2011 NBA Draft... As part of a three-team trade, traded by the Charlotte Bobcats with Stephen Jackson and Shaun Livingston to the Milwaukee Bucks; the Milwaukee Bucks traded Corey Maggette to the Charlotte Bobcats; the Milwaukee Bucks traded Jimmy Fredette and John Salmons to the Sacramento Kings; the Sacramento Kings traded Bismack Biyombo to the Charlotte Bobcats; and the Sacramento Kings traded Beno Udrih to the Milwaukee Bucks on 6/23/11...Traded by the Milwaukee Bucks with Doron Lamb, Beno Udrih and cash to the Orlando Magic for Gustavo Ayon, J.J. Redick and Ishmael Smith on 2/21/13...Signed a multi-year contract with the Orlando Magic on 7/14/15...Traded by the Orlando Magic to the Detroit Pistons for Ersan Ilyasova and Brandon Jennings on 2/16/16...Traded by the Detroit Pistons with Avery Bradley, Boban Marjanović, a 2018 1st round draft pick (Miles Bridges was later selected) and a 2019 2nd round draft pick to the Los Angeles Clippers for Blake Griffin, Bryce Johnson and Willie Reed on 1/29/18...Traded by the Los Angeles Clippers with Boban Marjanović and Mike Scott to the Philadelphia 76ers for Wilson Chandler, Mike Muscala, Landry Shamet, a 2020 first-round draft pick, a 2021 first-round draft pick, a 2021 second-round draft pick and a 2023 second-round draft pick on 2/6/19...Signed a five-year contract with the 76ers on 7/10/19.

**PRO CAREER:** Holds career averages of 15.9 points (.471 FG%, .365 3P%, .820 FT%), 6.1 rebounds, 2.0 assists and 30.8 minutes in 618 games (498 starts) over nine NBA seasons with Philadelphia, the L.A. Clippers, Detroit, Orlando and Milwaukee.

**2019-20 (PHI):** Appeared in 72 games (all starts) and averaged 19.6 points, 6.9 rebounds and a career-high 3.2 assists in 34.3 minutes per game... Was one of just 10 players in the NBA with such averages... Paced the 76ers in total points (1,411) and field goals made (553)... Was the only player in the league that had at least 1,400 points and fewer than 110 turnovers... Shot .471 from the field, .367 from three-point range and .806 from the free-throw line... Led the team and ranked sixth in the league in minutes played (2,469)... Was second on the team in total rebounds with 495... His six 30-point games were the second-most on the team and the second-most in a season for his career... Tallied a season-high 35 points on 14-21 (.667) shooting from the field, 4-7 (.571) from three-point range and a perfect 3-3 from the free-throw line on Dec. 23 vs. Detroit... Posted similar stat lines in a pair of 34-point efforts on Jan. 15 vs. Brooklyn and Feb. 27 vs. New York... Converted 14 field-goal attempts in each of

those games... Delivered three other 30-plus point efforts on the season... Both of his games with five three-pointers came against Milwaukee (Dec. 25 and Feb. 6)... Notched 11 double-doubles and had 12 games with at least 10 rebounds, including a season-high 15 rebounds on Oct. 23 vs. Boston and Aug. 7 vs. Orlando... His 46:12 of playing time on Feb. 20 vs. Brooklyn was a 2019-20 76ers, individual single-game high... Drained his 700th career three-pointer on Nov. 15 at Oklahoma City... Grabbed his 3,500th career rebound on Jan. 9 vs. Boston... Blocked the 300th shot of his career on Aug. 5 vs. Washington... Missed just one game on the season with right ankle soreness (Aug. 11)... Scored in double figures in 70 of his 72 appearances... Including the postseason, his 35 games with 20-plus points were the second most on the team behind only Joel Embiid (37)... Including the postseason, led the 76ers in points 20 times, rebounds 13 times, assists six times, steals 10 times and blocks 14 times.

**2018-19 (LAC-PHI):** Appeared in 82 games (all starts) averaging career highs in points (20.0) and rebounds (7.9) to go along with 2.8 assists in 34.7 minutes per game, while shooting .487 from the field, .397 from the three-point range and .866 from the free-throw line...Named Kia Western Conference Player of the Month for games played in October and November...Scored a career-high 39 points vs. Portland (12/17)... Brought down a career-high 12 rebounds on two occasions, at Memphis (12/5) and versus Orlando (3/5)...Dished out a career-high nine assists at San Antonio (1/20)...Had a season-high four steals at Phoenix (1/4)... Blocked a career-high-tying three shots vs. Denver (10/17)... Posted a career-high 15 double-doubles...Scored 30-plus points in a career-high eight games...Put up 20-plus points in a career-high 44 contests... Reached double figures in points in 76 of his 82 games played...Grabbed 10-or-more rebounds in a career-best 18 games...Handed out at least five assists in a career-high 11 games...Made multiple threes in 49 games...Had a perfect free-throw percentage in 40 games, which were tied for the sixth-most occurrences in the league.

**2017-18 (DET-LAC):** Appeared in 80 games (80 starts), averaging 18.6 points, 5.5 rebounds and 2.4 assists, while shooting .460 from the field, .411 from three-point range and .829 from the free-throw line in 33.4 minutes... Averaged career-highs in points per game (18.6), assists per game (2.4) and three-point percentage (.411)...Scored 20+ points a career-high 36 times in 80 appearances, (previously 22 in 82 appearances in 2016-17)... In 32 appearances with the Clippers, averaged 19.3 points, 6.0 rebounds and 3.1 assists while shooting .414 from three-point

CONTINUED ON PAGES 82-83

Philadelphia

SIXERS.COM | 57



# #39 DWIGHT HOWARD

HEIGHT 6' 9.25"  
WEIGHT 260  
YEARS PRO 16  
FROM SW ATLANTA CHRISTIAN  
ACADEMY (GA)/USA  
BORN 12/08/85

## CAREER HIGHS

PTS	45 (2)	at GSW	1/12/12
FGM	16 (3)	at TOR	3/5/12
FGA	24	vs. PHX	11/10/07
3FG	1 (9)	vs. CLE	1/13/20
3FGA	1 (68)	vs. CLE	1/13/20
FTM	25	at ORL	3/12/13
FTA	39 (2)	at ORL	3/12/13
OR	11 (2)	at BKN	3/21/18
DR	23	vs. DEN	1/6/13
TR	30	at BKN	3/21/18
AST	7 (4)	at GSW	12/29/17
STL	5 (5)	at MIN	3/27/13
BLK	10	at OKC	11/12/08
MIN	51:27	at BOS	3/28/07

## PLAYOFF HIGHS

PTS	46	vs. ATL	4/16/11
FGM	16	vs. ATL	4/16/11
FGA	23	vs. ATL	4/16/11
3FG	1	at MIA	10/11/20
3FGA	1 (6)	at MIA	10/11/20
FTM	15	vs. ATL	4/19/11
FTA	22	vs. ATL	4/16/11
OR	11 (2)	at GSW	4/27/16
DR	18	at BOS	5/4/09
TR	26	at DAL	4/24/15
AST	4 (5)	at GSW	4/18/16
STL	4 (2)	vs. DAL	4/28/15
BLK	9 (2)	vs. CHA	4/18/10
MIN	49:06	vs. CLE	5/26/09







# DWIGHT HOWARD

## NBA REGULAR SEASON STATISTICS

YEAR	TM	AGE	G	GS	MP	FG	FGA	FG%	3P	3PA	3P%	FT	FTA	FT%	ORB	DRB	TRB	AST	STL	BLK	TOV	PF	PTS
19-20	LAL	34	69	2	1306	202	277	.729	3	5	.600	110	214	.514	172	335	507	45	31	79	84	222	517
18-19	WAS	33	9	9	230	43	69	.623	0	0	--	29	48	.604	24	59	83	4	7	4	16	34	115
17-18	CHA	32	81	81	2463	506	911	.555	1	7	.143	334	582	.574	255	757	1012	105	48	131	208	249	1347
16-17	ATL	31	74	74	2199	388	613	.633	0	2	.000	226	424	.533	296	644	940	104	64	92	170	203	1002
15-16	HOU	30	71	71	2280	372	600	.620	0	6	.000	232	474	.489	238	597	835	98	69	113	166	219	976
14-15	HOU	29	41	41	1223	251	423	.593	1	2	.500	143	271	.528	110	321	431	50	28	53	115	137	646
13-14	HOU	28	71	71	2396	473	800	.591	2	7	.286	349	638	.547	231	635	866	131	60	128	229	240	1297
12-13	LAL	27	76	76	2722	470	813	.578	1	6	.167	355	721	.492	251	694	945	108	84	186	225	291	1296
11-12	ORL	26	54	54	2070	416	726	.573	0	7	.000	281	572	.491	200	585	785	104	81	116	175	159	1113
10-11	ORL	25	78	78	2935	619	1044	.593	0	7	.000	546	916	.596	309	789	1098	107	107	186	279	258	1784
09-10	ORL	24	82	82	2843	510	834	.612	0	7	.000	483	816	.592	284	798	1082	144	75	228	274	287	1503
08-09	ORL	23	79	79	2821	560	979	.572	0	2	.000	504	849	.594	336	757	1093	112	77	231	240	270	1624
07-08	ORL	22	82	82	3088	583	974	.599	0	4	.000	529	897	.590	279	882	1161	110	74	176	263	274	1695
06-07	ORL	21	82	82	3023	526	873	.603	1	2	.500	390	666	.586	283	725	1008	158	70	156	317	245	1443
05-06	ORL	20	82	81	3021	468	881	.531	0	2	.000	356	598	.595	288	734	1022	125	65	115	217	277	1292
04-05	ORL	19	82	82	2670	352	677	.520	0	2	.000	277	413	.671	287	536	823	75	77	136	165	232	981
<b>CAREER</b>			<b>1113</b>	<b>1045</b>	<b>37290</b>	<b>6739</b>	<b>11494</b>	<b>.586</b>	<b>9</b>	<b>68</b>	<b>.132</b>	<b>5144</b>	<b>9099</b>	<b>.565</b>	<b>3843</b>	<b>9848</b>	<b>13691</b>	<b>1580</b>	<b>1017</b>	<b>2130</b>	<b>3143</b>	<b>3597</b>	<b>18631</b>

## NBA PLAYOFF STATISTICS

YEAR	TM	AGE	G	GS	MP	FG	FGA	FG%	3P	3PA	3P%	FT	FTA	FT%	ORB	DRB	TRB	AST	STL	BLK	TOV	PF	PTS
19-20	LAL	34	18	7	282	39	57	.684	1	1	.500	25	45	.556	32	51	83	9	8	8	16	55	104
16-17	ATL	31	6	6	157	18	36	.500	0	0	--	12	19	.632	18	46	64	8	6	5	11	21	48
15-16	HOU	30	5	5	180	26	48	.542	0	1	.000	14	38	.368	26	44	70	8	4	7	12	21	66
14-15	HOU	29	17	17	574	105	182	.577	0	0	--	68	165	.412	62	176	238	20	23	39	37	60	278
13-14	HOU	28	6	6	231	58	106	.547	0	0	--	40	64	.625	27	55	82	11	4	17	19	25	156
12-13	LAL	27	4	4	126	26	42	.619	0	0	--	16	36	.444	10	33	43	4	2	8	16	17	68
10-11	ORL	25	6	6	258	51	81	.630	0	1	.000	60	88	.682	27	66	93	3	4	11	33	25	162
09-10	ORL	24	14	14	497	86	140	.614	0	0	--	82	158	.519	38	117	155	19	11	49	51	59	254
08-09	ORL	23	23	23	903	161	268	.601	0	2	.000	145	228	.636	99	254	353	43	20	60	67	102	467
07-08	ORL	22	10	10	421	72	124	.581	0	0	--	45	83	.542	60	98	158	9	8	34	32	38	189
06-07	ORL	21	4	4	167	23	42	.548	0	0	--	15	33	.455	16	43	59	7	2	4	17	13	61
<b>CAREER</b>			<b>113</b>	<b>102</b>	<b>3796</b>	<b>665</b>	<b>1126</b>	<b>.591</b>	<b>1</b>	<b>6</b>	<b>.167</b>	<b>522</b>	<b>957</b>	<b>.545</b>	<b>415</b>	<b>983</b>	<b>1398</b>	<b>141</b>	<b>92</b>	<b>242</b>	<b>311</b>	<b>436</b>	<b>1853</b>

**TRANSACTIONS:** Selected by Orlando with the No. 1 overall pick in the 2004 NBA Draft... Acquired by the L.A. Lakers from Orlando in a trade on Aug. 10, 2012... Signed with Houston on July 13, 2013... Signed with Atlanta on July 12, 2016... Acquired by Charlotte from Atlanta in a trade on June 20, 2017... Acquired by Brooklyn from Charlotte in a trade on July 6, 2018... Waived by Brooklyn on July 7... Signed with Washington on July 11, 2018... Acquired by Memphis from Washington in a trade on July 6, 2019... Waived by Memphis on Aug. 24, 2019... Signed with the Lakers on Aug. 26, 2019... Signed with the 76ers on Nov. 21, 2020.

**PRO CAREER:** Holds career averages of 16.7 points (.586 FG%, .565 FT%), 12.3 rebounds, 1.9 blocks and 33.5 minutes in 1,113 games (1,045 starts) over 16 NBA seasons with the Lakers, Washington, Charlotte, Atlanta, Houston and Orlando... 2020 NBA Champion... Eight-time NBA All-Star... Eight-time All-NBA selection... Five-time All-Defensive Team selection... Three-time NBA Defensive Player of the Year (2009-11)... 2008 Olympic Gold Medalist with Team USA... 2008 NBA Slam Dunk Contest champion... 2004-05 All-Rookie Team Selection... Ranks fifth all-time in NBA history in field-goal percentage... Joins Naismith Memorial Basketball Hall of Famers Walt Bellamy, Wilt Chamberlain, Elvin Hayes and Moses Malone as the only players in NBA history to average at least 16 points and 12 rebounds over 1,000-or-more career games.

**2019-20 (LAL):** NBA Champion... Played 69 games (two starts) with averages of 7.5 points, 7.3 rebounds and 11 blocks in 18.9 minutes per game... Shot a career-best .729 from the field with a .514 mark at the free-throw line... Field-goal percentage was second in the NBA among players who played in at least 30 games... Scored at least 20 points in two games... Posted a season-high 21 points on 9-11 (.818) shooting from the field, 1-1 from three-point range and 2-3 at the free-throw line, completing his double-double effort with 15 rebounds on Jan. 13 vs. Cleveland... Scored 20 points on a perfect 10-10 shooting from

the field on Dec. 17 at Indiana... Collected double-digit rebounds in 16 contests, including 15 rebounds or more four times... Grabbed a season-high 16 boards and added nine points on Jan. 15 vs. Orlando... Notched nine double-doubles... Blocked at least three shots in 10 games... Recorded five rejections twice (Jan. 5 vs. Detroit, Jan. 7 vs. New York).

**2018-19 (WAS):** Appeared in nine games (all starts), averaging 12.8 points and 9.2 rebounds in 25.6 minutes... Shot 62.3 percent (.43-.69) from the field... Scored in double figures in seven games, including two games with 25+... Grabbed double-digit rebounds in four games, including two games with 15+... Tallied three double-doubles... Scored a season-high 25 points (9-13 FG) with a season-high 17 rebounds, one assist, one steal and one block on 11/16 vs. Brooklyn... Tallied 11 points, 16 rebounds and one steal on 11/10 at Miami... Missed 13 games due to gluteal soreness (10/18-10/30, 11/20-11/30) and 60 games due to lower back surgery (L4-L5 lumbar microdiscectomy procedure) (12/1-4/9).

**2017-18 (CHA):** Appeared in 81 games (all starts), averaging 16.6 points, 12.5 rebounds, 1.3 assists and 1.6 blocks in 30.4 minutes, becoming the third player in NBA history to average at least 10 points and 10 rebounds in 14-consecutive seasons (W. Chamberlain, M. Malone)... Shot 55.5 percent (.506-.911) from the field... Ranked third in the NBA in rebounds per game (12.5), third in rebounds (1,012), third in blocks (131), fourth in defensive rebounds (757), fourth in free throw attempts (582), fifth in offensive rebounds (255) and seventh in blocks per game (1.6)... Scored in double figures in 70 games, including 31 games with 20+ and four games with 30+... Grabbed double-digit rebounds in 59 games, including 28 games with 15+, seven games with 20+ and one 30-rebound game... Blocked multiple shots in 32 games, including four games with 5+... Tallied 53 double-doubles... Recorded 23 points, 17 rebounds, three assists and two blocks on 4/3 at Chicago... Had 18 points, 23 rebounds, two assists and one block on 3/24 at Dallas... Finished with 32 points, a career-

CONTINUED ON PAGES 83-85

Philadelphia

SIXERS.COM | 59



**#7 ISAIAH  
JOE**

HEIGHT  
WEIGHT  
YEARS PRO  
FROM  
BORN

6' 3.75"  
167  
R  
ARKANSAS/USA  
07/02/99





## ISAIAH JOE

**TRANSACTIONS:** Selected by Philadelphia with the No. 49 overall pick in the 2020 NBA Draft... Signed by the 76ers on Nov. 27, 2020.

**COLLEGE:** ARKANSAS (2018-20) Spent two collegiate seasons at Arkansas, in his home state, where he saw action in 60 games (59 starts), notching 15.2 points, 3.4 rebounds and 1.7 assists in 33.1 minutes per contest. 2019-20: Appeared in 26 games (25 starts), averaging 16.9 points, 4.1 rebounds, 1.7 assists and 1.4 steals in 36.1 minutes per game... Shot .367 from the field, .342 from three-point range and .890 from the free-throw line... Led the SEC in three-pointers per game (3.6), finishing with the fourth-highest average in the nation... Led the SEC and ranked 18th in the nation for total three-pointers made (94)... Ranked seventh in the SEC in scoring average (16.9 ppg) and 10th in steals per game (1.4)... Made his last 34 free-throw attempts and set an Arkansas season record for free-throw percentage (.956) in a season in SEC games... Led the team in scoring eight times... Led the team in charges drawn (18) for the second-straight year... Made at least three three-pointers in a game 18 times and at least one in all but one of his appearances... Missed six games due to knee injury and surgery on Feb. 4... 2018-19: Started all 34 games as a freshman, posting averages of 13.9 points, 2.8 rebounds,

1.7 assists and 1.5 steals in 30.1 minutes per contest... Shot .413 from the field, .414 from beyond the arc and .756 from the charity stripe... Set school record and tied SEC freshman record with 113 three-pointers in his first season at Arkansas and was selected to the 2018-19 SEC All-Freshman Team... 113 threes were fourth-most for a freshman in NCAA history... Led the SEC in three-point percentage (.414) to become just the fourth freshman to ever do so... Was one of just seven players in the NCAA to make at least 110 threes and shoot at least .410... Ranked 15th in the SEC — second among SEC freshmen — in scoring at 13.9 points per game (SEC freshman leader was Kentucky's Tyler Herro, currently of the Miami Heat, at 14.0 ppg)... Led the team in scoring seven times... On the defensive end, led the team in steals (51) and charges drawn (27)... Had a steal in 26 of 34 games and ranked 10th in the SEC in steals per game (1.5)... Made at least three three-pointers in a game 20 times and at least one in 32 of 34 games.

**MORE:** Born July 2, 1999 in Fort Smith, AR... Son of Derrick and Nicole Joe... Has two brothers: Jacob and Jon... Was the USA TODAY Arkansas Player of the Year as well as the Gatorade Player of the Year for Arkansas... Led Northside High School to consecutive 7A state championships.



# #30 **FURKAN KORKMAZ**

HEIGHT 6' 7"  
WEIGHT 210  
YEARS PRO 3  
FROM BANVIT B.K./TURKEY  
BORN 7/24/97

## CAREER HIGHS

PTS	34	vs. MEM	2/7/20
FGM	13	vs. MEM	2/7/20
FGA	17 (2)	vs. CHI	2/9/20
3FGM	7	vs. MEM	2/7/20
3FGA	11 (2)	at CLE	2/26/20
FTM	6 (4)	vs. TOR	8/12/20
FTA	7	vs. ATL	2/24/20
OR	3 (2)	vs. MEM	2/7/20
DR	6 (5)	vs. ATL	2/24/20
TR	7	vs. DET	12/10/18
AST	6	vs. BRK	12/12/18
STL	3 (7)	at SAC	3/5/20
BLK	2 (3)	vs. GSW	1/28/20
MIN	34:40	vs. BRK	12/12/18

## PLAYOFF HIGHS

PTS	7 (2)	vs. BRK	4/23/19
FG	3	vs. BRK	4/23/19
FGA	6 (2)	at TOR	4/27/19
3FG	1 (4)	at TOR	4/27/19
3FGA	4	at TOR	4/27/19
FTM	3	at BOS	8/19/20
FTA	5	at BOS	8/19/20
OR	--	--	--
DR	4 (2)	vs. BOS	8/21/20
TR	4 (2)	vs. BOS	8/21/20
AST	3	at TOR	4/27/19
STL	1	at BOS	8/19/20
BLK	1	vs. BRK	4/15/19
MIN	15:49	at BOS	8/19/20





# FURKAN KORKMAZ

## NBA REGULAR SEASON STATISTICS

YEAR	TM	AGE	G	GS	MP	FG	FGA	FG%	3P	3PA	3P%	FT	FTA	FT%	ORB	DRB	TRB	AST	STL	BLK	TOV	PF	PTS
19-20	PHI	22	72	12	1559	242	563	.430	143	356	.402	77	102	.755	18	150	168	79	41	16	59	98	704
18-19	PHI	21	48	7	679	98	245	0.400	47	144	0.326	36	44	0.818	16	91	107	52	29	2	25	62	279
17-18	PHI	20	14	0	80	8	28	0.286	5	17	0.294	2	4	0.5	2	9	11	4	2	1	2	12	23
<b>CAREER</b>			<b>134</b>	<b>19</b>	<b>2318</b>	<b>348</b>	<b>836</b>	<b>.416</b>	<b>195</b>	<b>517</b>	<b>.377</b>	<b>115</b>	<b>150</b>	<b>.767</b>	<b>36</b>	<b>250</b>	<b>286</b>	<b>135</b>	<b>72</b>	<b>19</b>	<b>86</b>	<b>172</b>	<b>1006</b>

## NBA PLAYOFF STATISTICS

YEAR	TM	AGE	G	GS	MP	FG	FGA	FG%	3P	3PA	3P%	FT	FTA	FT%	ORB	DRB	TRB	AST	STL	BLK	TOV	PF	PTS
19-20	PHI	22	4	0	40	0	7	.000	0	6	.000	3	5	.600	0	6	6	2	1	0	2	3	3
18-19	PHI	21	4	0	36	6	18	0.333	3	8	0.375	4	5	0.8	0	6	6	5	0	1	1	5	19
17-18	PHI	20	1	0	2	1	1	1	1	1	1	0	0	0	0	0	0	0	0	0	0	1	3
<b>CAREER</b>			<b>9</b>	<b>0</b>	<b>78</b>	<b>7</b>	<b>26</b>	<b>.269</b>	<b>4</b>	<b>15</b>	<b>.267</b>	<b>7</b>	<b>10</b>	<b>.700</b>	<b>0</b>	<b>12</b>	<b>12</b>	<b>7</b>	<b>1</b>	<b>1</b>	<b>3</b>	<b>9</b>	<b>25</b>

**TRANSACTIONS:** Selected by Philadelphia with the No. 26 pick in the 2016 NBA Draft. Re-signed with Philadelphia on July 25, 2019.

**PRO CAREER:** Holds career averages of 7.5 points (.416 FG%, .377 3P%, .767 FT%), 2.1 rebounds and 17.3 minutes in 134 games (19 starts) over three NBA seasons with Philadelphia.

**2019-20 (PHI):** Played in 72 games (12 starts) and averaged a career-high 9.8 points, 2.3 rebounds and 1.1 assists in 21.7 minutes per contest... Shot .430 from the field, .402 from three-point range and .755 from free-throw line... Led team in three-pointers made with 143... Scored a career-high 34 points on 13-17 (.765) shooting from the field while making a career-high seven three pointers on Feb. 7 vs. Memphis... His seven three-pointers tied a 2019-20 76ers individual, single-game high (Shake Milton at LAC on March 1)... Connected on at least three three-pointers in 26 contests, including four-or-more threes on nine occasions... Made game-winning three with 0.4 seconds remaining in 129-128 victory on Nov. 2 at Portland... Missed one game with a left ankle sprain (Nov. 24)... Including the postseason, led the team in scoring four times, assists once, steals 12 times and blocks three times... Made his 100th career three-pointer on Dec. 23 at Detroit... Scored his 1,000th career point on Aug. 14 at Houston.

**2018-19 (PHI):** Appeared in 48 games (seven starts) averaging 5.8 points, 2.2 rebounds and 1.1 assists in 14.1 minutes played per game, while shooting .400 from the field, .326 from three-point range and .818 from the free-throw line... Scored a career-high 18 points on two occasions, vs. Detroit (12/10) and vs. Brooklyn (12/12)... Brought down a career-high seven rebounds vs. Detroit (12/10)... Handed out a career-high six assists vs. Brooklyn (12/12)... Recorded a career-high three steals on three occasions, vs. Brooklyn (12/12), vs. Toronto (12/22) and at Portland (12/30)... Blocked one shot on two occasions, at Detroit (12/7) and at Cleveland (12/16)... Reached double figures in points in 12 games... Hand five-plus rebounds in six contests... Made multiple three-point field goals in 15 games... Averaged 7.6 points per game during the month of December.

**2017-18 (PHI):** Appeared in 14 games averaging 1.6 points and 0.8 rebounds in 5.7 minutes per game... Made his NBA debut at Golden State (11/11) where he scored the first two points of his career while grabbing two rebounds in three minutes of play... Scored a career-high five points on two separate occasions, at New Orleans (12/10) and vs. Brooklyn (4/3)... Grabbed a career-high three rebounds at New Orleans (12/10).

### NBA G LEAGUE:

**2017-18 (DEL):** Appeared in nine games (nine starts) with the Delaware Blue Coats, averaging 15.4 points, 5.2 rebounds and 3.1 assists in 31.9 minutes... Scored a season-high 27 points vs. Wisconsin (11/21)... Grabbed a season-high 10 rebounds as well as contributed a season-high six assists vs. Westchester (11/6).

**INTERNATIONAL:** 2016-17: Spent the season with Banvit (Turkey) on loan from Anadolu Efes, helping Banvit win the team's first Turkish Cup in February... In 21 games, he averaged 11 points and four rebounds while shooting 49 percent from the field and 40 percent from three-point range... Korkmaz also helped Banvit reach its first Basketball Champions League Final... He was later named the Basketball Champions League "Best Young Player" after averaging 11 points and five rebounds while shooting 50 percent from three-point range in eight BCL games... 2015-16: Korkmaz played with former 76ers forward Dario Šarić with Anadolu Efes... In 37 games, Korkmaz averaged five points while shooting 48 percent from the field.

**MORE:** A native of Istanbul, Korkmaz has been named a Turkish Basketball Super League All-Star three times and is a two-time Turkish Cup champion... Has represented his home country of Turkey in international play on multiple occasions... Earned a gold medal at the 2014 FIBA Europe Under-18 Championship and a silver medal at the same event in 2015.



**#33 DAKOTA  
MATHIAS**

HEIGHT	6' 3"
WEIGHT	197
YEARS PRO	R
FROM	TEXAS LEGENDS/USA
BORN	07/11/95





## DAKOTA MATHIAS

**TRANSACTIONS:** Signed a contract with Dallas on July 26, 2019... Signed a two-way contract with Philadelphia on Nov. 27, 2020... Per NBA rules, teams are permitted to have a maximum of two players under two-way contracts in addition to the players under standard NBA contracts... A two-way player for the 76ers will provide services to the team's G League affiliate – the Delaware Blue Coats – but may not be active for more than 50 NBA games.

### NBA G LEAGUE:

**2019-20 (TEX):** Played in 42 games (all starts) with the Texas Legends (Dallas), averaging 18.1 points, 4.9 rebounds and 3.0 assists in 36.1 minutes per contest... Shot .432 from the field, .395 from three-point range and .831 from the free-throw line... .395 mark from beyond the arc included nearly nine three-point attempts per game... Named to the Western Conference Midseason All-NBA G League Team on Feb. 10... Connected on 147 total three-pointers, which ranked second in the G League.

**INTERNATIONAL:** 2018-19: Competed for the Cleveland Cavaliers at the 2018 NBA Summer League before signing with Divina Seguros Joventut in Spain... Saw action in 12 games, averaging 8.5 points and 2.4 rebounds in 20.3 minutes per contest... Held a .373 mark from three-point range... Converted all seven of his free-throw attempts.

**COLLEGE:** PURDUE (2014-18) Finished his decorated college career as Purdue's all-time leader in games played (141) and three-pointers made (250)... Was a two-time Big Ten All-Defensive Team selection and two-time Honorable Mention All-Big Ten selection... Also a three-time Big All-Academic Team honoree. 2017-18: In 37 games (all starts) as a senior, he averaged 12.0 points, 4.1 rebounds and 3.9 assists, while shooting .466 from three-point range, the sixth-highest mark in the nation... Earned Honorable Mention All-Big Ten honors as well as a spot on the Big Ten's All-Defensive Team... Scored a career-high-tying 25 points, including a career-high seven three-pointers (7-9), with seven rebounds, four assists, two steals and two blocks on Feb. 25 vs. Minnesota. 2016-17: Started all 35 games, averaging 9.7 points, 3.9 rebounds and 3.8 assists in 31.7 minutes per contest... Shot .470 from the field, .453 from three and .821 from the free-throw line... Ranked second in the Big Ten in three-point percentage (72-159, .453)... Led the team with 133 assists... Earned Honorable Mention All-Big Ten

honors as well as a spot on the Big Ten's All-Defensive Team... Recorded 18 double-figure scoring games, with Purdue posting a 16-2 mark in those games... Was even better in league play, averaging 10.5 points per game and shooting .456 from long distance... Scored a career-high 25 points against Utah State in the Cancun Challenge, going 6-7 from long distance, while adding six rebounds and four assists... Named to the Cancun Challenge All-Tournament team, averaging 18.5 points, 5.5 assists and 4.5 rebounds per game, while shooting 10-14 from deep... Became the first Purdue player in almost five years with double-digit assists, dishing out 10 helpers against Minnesota on New Year's Day. 2015-16: Appeared in all 35 games (five starts), holding averages of 5.5 points, 2.2 rebounds and 2.3 assists in 19.0 minutes per game... Posted shooting percentages of .408 from the field, .465 from beyond the arc and .864 from the charity stripe... His assist-to-turnover ratio of 3.90 (82:21) was the second-highest mark in school history (minimum of 75 assists)... Scored 17 points, with 10 coming in the final four minutes of the first half, in a win over No. 10-ranked Maryland... Went 7-10 from the field in the victory over the Terrapins... After the game, Reggie Miller Tweeted at him on representing No. 31... In games that he hit at least two 3-pointers, Purdue went 10-4. 2014-15: Overcame injuries and illnesses in the offseason to have a productive freshman season... Appeared in all 34 games (17 starts), averaging 4.8 points, 2.1 rebounds and 1.4 assists in 19.6 minutes per outing... Had a five-game stretch from Feb. 15 to March 4, where he scored in double figures four times and averaged 9.6 PPG while shooting 12-25 (.480) from three-point range against Nebraska, Indiana, Rutgers, Ohio State and Michigan State... Ended the season making a three-pointer in each of the last nine games... Recorded the third-best assist-to-turnover ratio by a freshman in school history (1.81) and his 38 three-pointers made were the fifth most by a freshman in school history.

**MORE:** Born July 11, 1995 in Lima, OH... Hometown is Elida, OH... Son of Daniel and Tracy Mathias... Has two older brothers, Bo and Dustin... Enjoys playing tennis and cards... Played at Elida High School... As a senior, averaged 28 points, eight rebounds and six assists per game en route to Ohio Division II Player of the Year and first-team All-State accolades.



#0 **TYRESE  
MAXEY**

HEIGHT  
WEIGHT  
YEARS PRO  
FROM  
BORN

6' 1.5"  
191  
R  
KENTUCKY/USA  
11/04/00





## TYRESE MAXEY

**TRANSACTIONS:** Selected by Philadelphia with the No. 21 overall pick in the 2020 NBA Draft... Signed by the 76ers on Dec. 2, 2020.

**COLLEGE:** KENTUCKY (2019-20) Appeared in 31 games (28 starts) and tallied 14.0 points, 4.3 rebounds and 3.2 assists in a team-high 34.5 minutes per contest... Held shooting percentages of .427 from the field, .292 from three-point range and .833 from the free-throw line... Named to the 2019-20 All-SEC Second Team as well as the SEC All-Freshman Team... 2019-20 SEC First-Year Academic Honor Roll member... Three-time SEC Freshman of the Week... Notched a team-best 19.0 points per game in contests against top-25 opponents last season... Led UK's guards in rebounds and was second on the team in points, 3-point field goals (33), free-throw percentage (.833), steals and assists ... Posted 22 games in double figures with a team-high three games with 25 or more points ... Led the team in scoring in eight games ... Recorded 17 points, a career-high tying seven rebounds and four assists in the win over No. 15/15 Auburn to clinch the SEC regular-season championship ... Named Bluegrass Sports Commission MVP against Louisville after scoring a career-high 27 points in the win over the Cardinals ... Performance vs. Louisville was the most points scored by a UK player in the series since Jodie Meeks had 28 on Jan. 5, 2009, and marked the most ever by a freshman Wildcats against Louisville ... Also drained a career-high-tying

four 3-pointers vs. the Cardinals ... Enjoyed a sensational debut on the national stage in Madison Square Garden with 26 points on 7-of-12 shooting, including a long 3-pointer with just over a minute left, to beat No. 1/1 Michigan State ... The 26 points vs. MSU were the most by a UK freshman in a debut in school history ... Only Mike Casey, who scored 28 as a sophomore on Dec. 2, 1967, debuted with more to a start to a UK career ... His first points in the game came just after the midway point of the first half, but he scored seven straight points to help Kentucky earn an 11-point halftime lead ... From the 10:03 mark of the second half until Ashton Hagans hit a pair of free throws with 37 seconds to play, he scored or assists on 14 straight UK points as the Cats fended off Michigan State's rally.

**MORE:** Born Nov. 4, 2000 in Dallas, TX... Hometown is Garland, TX... Parents are Denyse and Tyrone Maxey... Has three sisters, Denasia, Talia and Keiara... Father played basketball at Washington State... Has seen every Marvel movie since 2008... Played at South Garland High School... Tabbed Texas Mr. Basketball in 2019... Also named the Dallas-Fort Worth Area Player of the Year... Two-time All-State selection... Helped the United States earn a gold medal with the U-18 U.S. National Team in the 2018 U-18 FIBA Americas... McDonald's All-American selection and scored 13 points in that game.



# #18 *SHAKE MILTON*

HEIGHT 6' 5"  
 WEIGHT 210  
 YEARS PRO 2  
 FROM SMU/USA  
 BORN 9/26/96

## CAREER HIGHS

PTS	39	at LAC	3/1/20
FGM	14	at LAC	3/1/20
FGA	20	at LAC	3/1/20
3FG	7	at LAC	3/1/20
3FGA	9 (2)	at LAC	3/1/20
FTM	8	at ATL	1/30/20
FTA	10	at ATL	1/30/20
OR	3 (2)	vs. WAS	1/8/19
DR	8	vs. LAL	1/25/20
TR	9	vs. LAL	1/25/20
AST	8	vs. ORL	8/7/20
STL	4	at LAL	3/3/20
BLK	3	vs. CHI	4/10/19
MIN	39:36	at LAC	3/1/20

## PLAYOFF HIGHS

PTS	17	vs. BOS	8/21/20
FGM	6	vs. BOS	8/21/20
FGA	18	vs. BOS	8/21/20
3FG	3 (2)	vs. BOS	8/21/20
3FGA	9	vs. BOS	8/21/20
FTM	2 (3)	vs. BOS	8/23/20
FTA	3	at BOS	8/19/20
OR	1	vs. BOS	8/21/20
DR	5	vs. BOS	8/21/20
TR	6	vs. BOS	8/21/20
AST	4	at BOS	8/19/20
STL	1 (2)	vs. BOS	8/23/20
BLK	--	--	--
MIN	37:38	vs. BOS	8/21/20







# SHAKE MILTON

## NBA REGULAR SEASON STATISTICS

YEAR	TM	AGE	G	GS	MP	FG	FGA	FG%	3P	3PA	3P%	FT	FTA	FT%	ORB	DRB	TRB	AST	STL	BLK	TOV	PF	PTS
19-20	PHI	23	40	24	805	134	277	.484	58	135	.430	51	65	.785	15	73	88	104	20	7	47	92	377
18-19	PHI	22	20	0	268	34	87	0.391	14	44	0.318	5	7	0.714	9	26	35	18	8	8	6	29	87
<b>CAREER</b>			<b>60</b>	<b>24</b>	<b>1073</b>	<b>168</b>	<b>364</b>	<b>.462</b>	<b>72</b>	<b>179</b>	<b>.402</b>	<b>56</b>	<b>72</b>	<b>.778</b>	<b>24</b>	<b>99</b>	<b>123</b>	<b>122</b>	<b>28</b>	<b>15</b>	<b>53</b>	<b>121</b>	<b>464</b>

## NBA PLAYOFF STATISTICS

YEAR	TM	AGE	G	GS	MP	FG	FGA	FG%	3P	3PA	3P%	FT	FTA	FT%	ORB	DRB	TRB	AST	STL	BLK	TOV	PF	PTS
19-20	PHI	23	4	4	126	21	44	.477	10	25	.400	6	7	.857	1	12	13	11	2	0	6	13	58
<b>CAREER</b>			<b>23</b>	<b>4</b>	<b>126</b>	<b>21</b>	<b>44</b>	<b>.477</b>	<b>10</b>	<b>25</b>	<b>.400</b>	<b>6</b>	<b>7</b>	<b>.857</b>	<b>1</b>	<b>12</b>	<b>13</b>	<b>11</b>	<b>2</b>	<b>0</b>	<b>6</b>	<b>13</b>	<b>58</b>

**TRANSACTIONS:** Philadelphia acquired his draft rights, as the No. 54 overall pick in the 2018 NBA Draft, from the Dallas Mavericks in exchange for the draft rights to the No. 56 pick (Ray Spalding) and the No. 60 pick (Kostas Antetokounmpo)... Signed a two-way contract with Philadelphia on July 26, 2018... Signed an NBA contract with the 76ers on July 7, 2019.

**PRO CAREER:** Holds career averages of 7.7 points (.462 FG%, .402 3P%, .785 FT%), 2.2 rebounds and 2.6 assists in 60 games (24 starts) over two NBA seasons with Philadelphia.

**2019-20 (PHI):** Played in 40 games (24 starts) and averaged 9.4 points, 2.2 rebounds and 2.6 assists in 20.1 minutes per game... Shot .484 from the field, .430 from three-point range and .785 from the free-throw line... Led team in three-point field goal percentage (.430)... Scored a career-high 39 points on 14-20 (.700) shooting from the field while hitting a career-high seven three-pointers on March 1 at the Clippers... His seven three-pointers tied a 2019-20 76ers individual, single-game high (Furkan Korkmaz vs. MEM on Feb. 7)... Made at least three three-pointers in nine contests, including five triples on four separate occasions... Pulled down a career-high nine rebounds on Jan. 25 vs. the Lakers... Dished out a career-high eight assists on Aug. 7 vs. Orlando during the NBA restart... Added seven assists vs. Phoenix four days later... Swiped a career-high four steals on March 3 at the Lakers... Missed six games with a mild left knee sprain and bone bruise (Oct. 30 - Nov. 10) and one game due to an upper respiratory illness (Nov. 27)... Including the postseason, led the team in scoring three times, assists six times, steals five times and blocks twice.

**2018-19 (PHI):** Saw action in 20 games, posting 4.4 points, 1.8 rebounds and 0.9 assists in 13.4 minutes per contest... Shot .391 from the field, .318 from three-point range and .714 from the free-throw line... Scored in double figures three times, including a career-high 13-point outing on March 25 at Orlando... Tallied 11 points on Jan. 26 at Denver... Collected rookie career-high eight rebounds to go along with seven points at Miami on April 9... Played in 27 NBA G League contests (all starts) with the Delaware Blue Coats while on a two-way contract with Philadelphia... Averaged 24.9 points (fourth in G League), 4.8 rebounds and 5.3 assists in 34.7 minutes per game.

### NBA G LEAGUE:

**2019-20 (DEL):** Appeared in six NBA G League games with the Delaware Blue Coats... Posted averages of 21.0 points, 4.8 rebounds and 3.0 assists in 24.5 minutes per contest.

**2018-19 (DEL):** Played in 27 NBA G League contests (all starts) with the Delaware Blue Coats while on a two-way contract with Philadelphia... Averaged 24.9 points (fourth in G League), 4.8 rebounds and 5.3 assists in 34.7 minutes per game.

**COLLEGE:** SMU (2015-18) Finished his college career shooting .427 from three-point range... As a junior in 2017-18, played and started 22 games... Missed remainder of season due to broken right hand... Scored in double figures in all 22 games... Averaged 18.0 points, 4.7 rebounds, 4.4 assists and 1.4 steals in 36.4 minutes per game... Shot .449 from the field, .434 from three-point range and .847 from the free-throw line... Named All-AAC Second Team... Scored a career-high 33 points at Wichita State on Jan. 17... Became the 41st player in program history to score 1,000 career points when he reached the mark against UCF on Dec. 27... As a sophomore in 2016-17, played and started in all 35 games... Averaged 13.0 points, 4.5 assists and 1.3 steals in 35.4 minutes per contest... Posted shooting percentages of .437 from the field, .423 from beyond the arc and .758 from the charity stripe... Named All-AAC Second Team... Played in all 30 games (23 starts) as a freshman in 2015-16... Averaged 10.5 points, 3.0 rebounds and 2.7 assists in 32.7 minutes per game... Shot .477 from the field, .426 from three-point range and .725 from the free-throw line... Unanimous AAC All-Rookie Team selection.

**MORE:** Malik "Shake" Milton was born Sept. 26, 1996 and is the son of Myrion and Lisa Milton... Lifelong nickname "Shake" comes from "milkshake" because his late father was called the "Milkman" as a college basketball player... Attended Owasso High School in Owasso, OK... Named the 2014 and 2015 Oklahoma Gatorade Player of the Year.



# #17 VINCENT POIRIER

HEIGHT 7' 0.5"  
 WEIGHT 260  
 YEARS PRO 1  
 FROM BASKONIA (SPAIN)/FRANCE  
 BORN 10/17/93

## CAREER HIGHS

PTS	5 (2)	vs. ORL	2/5/20
FGM	2 (3)	vs. ORL	2/5/20
FGA	4	vs. CLE	12/9/19
3FG	1	vs. LAL	1/20/20
3FGA	2	vs. LAL	1/20/20
FTM	2 (2)	vs. GSW	1/30/20
FTA	2 (3)	vs. GSW	1/30/20
OR	3 (2)	vs. WAS	8/13/20
DR	6	vs. WAS	8/13/20
TR	9	vs. WAS	8/13/20
AST	3	vs. WAS	8/13/20
STL	1 (2)	vs. CLE	12/9/19
BLK	3	vs. WAS	8/13/20
MIN	16:21	vs. WAS	8/13/20

## PLAYOFF HIGHS

PTS	--	--	--
FGM	--	--	--
FGA	--	--	--
3FG	--	--	--
3FGA	--	--	--
FTM	--	--	--
FTA	--	--	--
OR	--	--	--
DR	--	--	--
TR	--	--	--
AST	1	at TOR	8/30/20
STL	1	at TOR	8/30/20
BLK	--	--	--
MIN	1:49	at TOR	8/30/20





# VINCENT POIRIER

## NBA REGULAR SEASON STATISTICS

YEAR	TM	AGE	G	GS	MP	FG	FGA	FG%	3P	3PA	3P%	FT	FTA	FT%	ORB	DRB	TRB	AST	STL	BLK	TOV	PF	PTS
19-20	BOS	26	22	0	130	17	36	.472	1	2	.500	6	7	.857	13	30	43	8	2	9	8	25	41
CAREER			22	0	130	17	36	.472	1	2	.500	6	7	.857	13	30	43	8	2	9	8	25	41

## NBA PLAYOFF STATISTICS

YEAR	TM	AGE	G	GS	MP	FG	FGA	FG%	3P	3PA	3P%	FT	FTA	FT%	ORB	DRB	TRB	AST	STL	BLK	TOV	PF	PTS
19-20	BOS	26	1	0	2	0	0	--	0	0	--	0	0	--	0	0	0	1	1	0	0	0	0
CAREER			1	0	2	0	0	--	0	0	--	0	0	--	0	0	0	1	1	0	0	0	0

**TRANSACTIONS:** Signed with Boston as a free agent on July 13, 2019... Traded to the Oklahoma City Thunder along with cash considerations in exchange for a conditional future second-round pick on Nov. 19, 2020... Acquired by Philadelphia along with Danny Green and Terrance Ferguson from Oklahoma City in exchange for Al Horford, a 2025 protected first-round pick, cash considerations and the draft rights to Théo Maledon (No. 34 selection in 2020 NBA Draft) and Vasilije Micić (No. 52 selection in 2014 NBA Draft) on Dec. 8, 2020.

**PRO CAREER:** Saw action in 22 games during his rookie NBA season with Boston, averaging 1.9 points and 2.0 rebounds in 5.9 minutes per game... Recorded shooting percentages of .472 from the field, .500 from three-point range and .857 from the free-throw line.

**2019-20 (BOS):** Saw action in 22 games during his rookie NBA season with Boston, averaging 1.9 points and 2.0 rebounds in 5.9 minutes per game... Recorded shooting percentages of .472 from the field, .500 from three-point range and .857 from the free-throw line... Posted a rookie career-high nine rebounds to go with a rookie career-high three blocked shots in 16 minutes vs. Washington on Aug. 13... Had two games with three offensive rebounds, including the Aug. 13 contest... Scored a season-high five points twice.

### NBA G LEAGUE:

**2019-20 (MNE):** Suited up for four games with the Maine Red Claws (Boston), averaging 16.3 points, 9.0 rebounds and 3.3 blocks in 26.5 minutes per contest.

**INTERNATIONAL:** In his final season with Kirobet Baskonia in Spain, led the EuroLeague in rebounding at 8.3 per game and

earned a spot on the All-EuroLeague Second Team... 2017-18: Appeared in a total of 78 games for Baskonia, making appearances in the ACB and the EuroLeague as well as one game of the Spanish Cup... In his 43 games (20 starts) for Baskonia in the ACB he averaged 8.5 points and 5.6 rebounds in 18.9 minutes per game... Shot 59.9 percent from the field and 72.2 percent from the free throw line... in his 34 games (23 starts) in the EuroLeague he averaged 8.2 points and 5.2 rebounds in 17.8 minutes per game... Shot 57.3 percent from the field and 72.5 percent from the free throw line... 2016-17: Appeared in 40 games (all starts) for Boulogne-Levallois in the French Jeep Elite league where he averaged 10.7 points and 7.5 rebounds in 23.6 minutes per game... Shot 53.5 percent from the floor and 68.8 percent on his free throw attempts... 2015-16: Played in 26 games (12 starts) for Boulogne-Levallois averaging 7.8 points and 5.0 rebounds in 16.8 minutes per game... Also appeared in seven games for the Centre Federal Du Basket-Ball where he averaged 15.3 points and 9.3 rebounds to go along with 1.86 blocks in 24.5 minutes per game... 2014-15: Appeared in 37 games for Hyeres-Toulon of the LNB Pro B league in France averaging 3.6 points and 3.5 rebounds in 12.9 minutes per game... 2013-14: Appeared in a total of 15 games for Boulogne-Levallois he averaged 1.3 points and 1.5 rebounds in 5.4 minutes per game.

**MORE:** Born in Clamart, France... Didn't start playing basketball until age 16, when he joined Bussy Basket Club in Bussy-Saint-Georges, France... Played in back-to-back NBA Summer League sessions, as he suited up for Orlando in 2016 and Brooklyn in 2017... Contributor for the bronze medal-winning France team during the 2019 FIBA World Cup.



# #44 PAUL REED

HEIGHT

6' 8"

WEIGHT

218

YEARS PRO

R

FROM

DEPAUL/USA

BORN

06/14/99





## PAUL REED

**TRANSACTIONS:** Selected by Philadelphia with the No. 58 overall pick in the 2020 NBA Draft... Signed a two-way contract with Philadelphia on Nov. 28, 2020... Per NBA rules, teams are permitted to have a maximum of two players under two-way contracts in addition to the players under standard NBA contracts... A two-way player for the 76ers will provide services to the team's G League affiliate – the Delaware Blue Coats – but may not be active for more than 50 NBA games.

**COLLEGE:** DEPAUL (2017-20) Played in 93 career games with 57 games started... 47 games in double figures... 33 games with at least 10 rebounds... 27 double-doubles... career averages of 10.6 points, 7.5 rebounds and 1.5 blocked shots per game... Ranked among DePaul's all-time leaders in blocked shots (3rd – 142), field goal percentage (9th – .535), rebounds (17th – 701), rebounds per game (19th – 7.5), steals (27th – 109) and points (55th – 983)... 2020 second team All-BIG EAST... 2019 BIG EAST Most Improved Player... two-time member of the BIG EAST All-Academic Team. 2019-20: Played in 29 games (all starts) as a junior, averaging a career-high 15.1 points, 10.7 rebounds, 1.9 steals and 2.6 blocks in 31.7 minutes per contest... Shot .516 from the field, .308 from beyond the arc and .738 from the free-throw line... Named second team All-BIG EAST... earned BIG EAST Weekly Honor Roll recognition five times... Totaled 18 double-doubles with four other games of 10-plus points and nine rebounds... Ranked in the top 20 in DePaul's season record book in four categories... blocked shots (3rd – 74), rebounds (12th – 310), rebounds per game (16th – 10.7) and steals (19th – 54)... Totaled 23 points and 12 rebounds against Xavier in the first round of the BIG EAST Tournament... Named to the BIG EAST Weekly Honor Roll following games against Villanova and Butler... 23 points, nine boards against Butler... 18 points, 15 rebounds, five steals at Villanova... grabbed a career-high 18 rebounds on Dec. 8 against Buffalo (also scoring 15

points, grabbing four steals and swatting five blocks). 2018-19: Appeared in 36 games (28 starts) as a sophomore and averaged 12.3 points, 8.5 rebounds, 1.1 steals and 1.5 blocks in 26.9 minutes per contest... Registered shooting marks of .562 from the field, .405 from three and .770 from the line... Named Most Improved Player in the BIG EAST... top rebounder in the BIG EAST... named to the BIG EAST All-Academic Team... Ranked on the DePaul single-season chart at ninth with 55 blocked shots, 11th with a field goal percentage of .562 (176-313) and 14th with 305 rebounds... eight double-doubles and five other games either a point or a rebound shy of a double-double... 12 games with 10 or more rebounds... 20 games in double figures... six games with 20 or more points... posted a career-high 28 points with a season-high 16 rebounds on April 3 against South Florida... first career double-double with 18 points and 10 rebounds at St. John's... 11 points, eight rebounds, six blocked shots against Cleveland State... six blocks tied for seventh (14th time) on DePaul's single-game list... most blocks in a game since Cleveland Melvin's six rejections against St. John's on Jan. 14, 2014. 2017-18: Saw action in 28 games as a freshman, averaging 3.6 points and 3.1 rebounds in 9.9 minutes per contest... Named to the BIG EAST All-Academic Team... Averaged 5.6 points and 4.6 rebounds in 15.0 minutes per game over the last 14 games... shot .565 (35-62) from the field in that span.

**MORE:** Orlando, FL native... Son of Paul and Michelle Reed... Has four sisters, Hazel, Danielle, Chantel and Janelle... Uncle, Mike Sims-Walker played four seasons in the NFL as a wide receiver for Jacksonville and St. Louis... Father, Paul, played college basketball at Old Dominion (1996-97) and UCF (1999-02) before playing professionally in Europe... Attended Wekiva High School and earned Central Florida Player of the Year honors from the Orlando Sentinel in his senior season.



# #1 MIKE SCOTT

HEIGHT 6' 7.25"  
WEIGHT 237  
YEARS PRO 8  
FROM VIRGINIA/USA  
BORN 7/16/88

## CAREER HIGHS

PTS	30	vs. NY	2/22/14
FGM	12	vs. CLE	4/4/14
FGA	23	vs. CHA	4/14/14
3FG	6 (3)	vs. MIL	4/4/19
3FGA	12	at ATL	11/19/13
FTM	7 (2)	at BOS	3/29/13
FTA	9	vs. SA	1/24/14
OR	6	vs. TOR	4/16/13
DR	9 (2)	vs. GS	2/22/16
TR	14	vs. NY	4/17/13
AST	5	vs. SAC	3/9/15
STL	3 (3)	vs. BRK	1/16/16
BLK	2 (2)	vs. SAC	1/21/16
MIN	39:39	at PHX	3/2/14

## PLAYOFF HIGHS

PTS	20	at TOR	4/17/18
FG	7(3)	at TOR	4/17/18
FGA	15	vs. IND	4/26/14
3FG	5	at IND	4/28/14
3FGA	10	at IND	5/3/14
FT	3 (2)	vs. IND	4/26/14
FTA	4 (3)	at BOS	8/19/20
OR	3 (3)	vs. BOS	4/16/16
DR	7	at CLE	5/24/15
TR	9	at CLE	5/24/15
AST	2 (6)	vs. TOR	5/9/19
STL	2	vs. BKN	4/19/15
BLK	1 (4)	vs. TOR	4/22/18
MIN	32:29	vs. BKN	4/13/19







# MIKE SCOTT

## NBA REGULAR SEASON STATISTICS

YEAR	TM	AGE	G	GS	MP	FG	FGA	FG%	3P	3PA	3P%	FT	FTA	FT%	ORB	DRB	TRB	AST	STL	BLK	TOV	PF	PTS
19-20	PHI	31	68	11	1207	149	350	.426	80	217	.369	30	37	.811	65	183	248	56	21	5	26	96	408
18-19	PHI	30	27	3	647	76	190	0.400	49	119	0.412	10	15	0.667	19	83	102	22	9	5	17	68	211
18-19	LAC	30	52	0	748	92	230	0.400	52	133	0.391	12	18	0.667	24	150	174	44	17	8	27	88	248
18-19	TOT	30	79	3	1395	168	420	0.400	101	252	0.401	22	33	0.667	43	233	276	66	26	13	44	156	459
17-18	WAS	29	76	1	1406	276	524	.527	66	163	.405	50	76	.658	50	197	247	80	23	10	79	148	668
16-17	ATL	28	18	0	195	17	59	.288	4	27	.148	7	8	.875	10	27	37	17	4	3	8	12	45
15-16	ATL	27	75	0	1146	176	376	.468	62	158	.392	50	63	.794	53	153	206	78	25	17	42	102	464
14-15	ATL	26	68	0	1123	201	453	.444	66	192	.344	61	77	.792	45	154	199	75	25	3	39	83	529
13-14	ATL	25	80	6	1482	301	628	.479	62	200	.310	103	132	.78	62	222	284	75	30	7	79	121	767
12-13	ATL	24	40	1	376	70	147	.476	0	1	0	43	56	.768	39	71	110	12	4	2	21	32	183
CAREER			504	22	8330	1358	2957	.459	441	1210	.364	366	482	.759	367	1240	1607	459	158	60	338	750	3523

## NBA PLAYOFF STATISTICS

YEAR	TM	AGE	G	GS	MP	FG	FGA	FG%	3P	3PA	3P%	FT	FTA	FT%	ORB	DRB	TRB	AST	STL	BLK	TOV	PF	PTS
19-20	PHI	31	4	0	20	1	5	.200	0	2	.000	4	4	1.000	2	6	8	1	0	0	0	2	6
18-19	PHI	30	10	0	193	21	47	.447	12	34	.353	2	2	1	4	30	34	5	3	0	7	22	56
17-18	WAS	29	6	0	126	26	41	.634	7	11	.636	6	6	1	6	15	21	4	2	1	5	10	65
15-16	ATL	27	10	0	161	25	40	.625	8	16	.500	7	8	.875	5	27	32	5	3	3	8	20	65
14-15	ATL	26	11	0	172	21	55	.382	4	26	.154	4	4	1	16	30	46	5	5	0	7	16	50
13-14	ATL	25	7	0	146	23	63	.365	10	31	.323	10	14	.714	3	15	18	3	1	0	2	11	66
12-13	ATL	24	4	0	20	5	10	.500	0	1	0	3	4	.75	1	6	7	1	0	0	0	2	13
CAREER			52	0	838	122	261	.467	41	121	.339	36	42	.857	37	129	166	24	14	4	29	83	321

**TRANSACTIONS:** Drafted by Atlanta in the second round (43rd pick) of the 2012 NBA Draft...Traded by Atlanta with Cenk Akyol and cash considerations to Phoenix for a 2017 second-round draft pick on 2/24/17...Waived by Phoenix on 2/24/17...Signed a contract with Washington on 7/8/17... Signed as a free agent with the L.A. Clippers on 7/9/18...Traded by the L.A. Clippers with Tobias Harris and Boban Marjanovic to Philadelphia in exchange for Wilson Chandler, Mike Muscala, Landry Shamet Philadelphia's protected 2020 first round draft pick, Miami's unprotected 2021 first-round pick and Detroit's 2021 and 2023 second-round draft picks on 2/6/19.

**PRO CAREER:** Holds career averages of 7.0 points (.459 FG%, .364 3P%, .759 FT%), 3.2 rebounds and 16.5 minutes in 504 games (22 starts) over eight NBA seasons with Philadelphia, Los Angeles Clippers, Washington and Atlanta.

**2019-20 (PHI):** Appeared in 68 games (11 starts) and averaged 6.0 points and 3.6 rebounds in 17.8 minutes per game... Shot .426 from the field and .369 from beyond the arc... Scored a season-high 21 points on 9-12 (.750) shooting from the field while also hitting three three-pointers on Dec. 7 vs. Cleveland... Had three games in which he made at least five three-pointers, which was second-best on the team... Collected a season-high 10 rebounds on March 7 at Golden State... Started a career-high 11 contests... Averaged 10.8 points and 5.7 rebounds in 25.6 minutes per game as a starter... Missed three games with right knee soreness (Aug. 1-5)... Made his 400th career three-pointer on Dec. 20 vs. Dallas... Played in his 500th career game on Aug. 7 vs. Orlando.

**2018-19 (LAC-PHI):** Appeared in 79 games (three starts) and averaged 5.8 points and 3.5 rebounds in 17.7 minutes per game... Tied a career-high with six three-pointers made on Nov. 19 vs. ATL and March 2 vs. GS... Recorded a career-high 14 games with three plus three-pointers made... Scored season-high 22 points on March 2 vs. GS... Pulled down season-high 10 rebounds vs. TOR on Dec. 11... Recorded a career-best streak of six games with at least two three pointers between Feb. 23 and March 6.

**2017-18 (WAS):** Appeared in 76 games (one start), averaging 8.8 points and 3.3 rebounds, while shooting .527 from the field and .405 from three-point range in 18.5 minutes... Scored in double-figures four consecutive games on three different occasions... Scored 22 points twice this season (12/9 and 12/15 against the Clippers)... Scored season-high 24 points vs. New Orleans on 12/19/17... DNP-CD in three games and at Orlando (2/3/18) for illness... Inactive, personal reasons vs. Houston

(12/29/17) and for illness at San Antonio (3/21/18).

**2016-17 (ATL):** Appeared in 18 games for the Hawks, averaging 2.5 points and 2.1 rebounds in 10.8 minutes, before being traded to the Phoenix Suns, along with the draft rights to Cenk Akyol and cash considerations on Feb. 23, 2017...Waived by Phoenix on Feb. 24, 2017

**2015-16 (ATL):** Compiled averages of 6.2 points, 2.7 rebounds and 1.0 assists in 15.3 minutes (.468 FG, .392 3FG, .794 FT) in 75 games off the bench... Scored in double-figures 19 times and had one double-digit rebound night... Led the team in scoring twice and rebounding once... Posted single season career-highs in 3FG and FT... Ranked third on the club in 3FG and fourth in FG... Blocked a career-high two shots at SAC (1/21), also finishing with six points and one rebound (2-4 FGs, 2-3 3FGs)... Tied a career-high with three steals vs. BKN (1/16), adding five points, five rebounds and two assists... Knocked down 7-8 FGs, 2-2 3FGs and 2-2 FTs on his way to 18 points, two rebounds, one assist, one steal and one block vs. NYK (12/26)... Missed two games due to a left knee contusion (12/10-12/12) and one contest due to personal reasons (3/10).

**2014-15 (ATL):** Appeared in 68 games off the bench in 2014-15, and put up 7.8 points, 2.9 rebounds and 1.1 assists in 16.5 minutes (.444 FG, .344 3FG, .792 FT)... Scored in double-figures 18 times, including three 20-point nights... Reached career-bests in apg and 3FGM (66).

**2013-14 (ATL):** Scored in double-figures four times during the postseason... Saw a playoff career-best 28 minutes at Ind (5/3), finishing with 15 points and postseason career-high tying three rebounds... Set playoff career-highs with 17 points, six FGM and five 3FGM while tying playoff career-highs with 17 points, six FGM and five 3FGM... Scored in double-figures 40 times (five 20-point games, including one 30-point night) and had one double-double during the regular season... Averaged 14.0 points, 5.3 rebounds and 1.5 assists in 32.5 minutes (.434 FG, .280 3FG, .556 FT) in six starting assignments... Led the team in scoring nine times, rebounding twice and assists once... Scored in double-figures in 13 consecutive games (1/82/5), the longest streak of his career... Team leader in games played, while ranking fourth in FGM and sixth in points per game.

**2012-13 (ATL):** Finished his rookie campaign averaging 4.6 points and 2.8 rebounds in 9.4 minutes (.476 FG, .768 FT) in 40 games (one start)... Scored in double-figures seven times, including two 20-point efforts... Tied career-high with 36

CONTINUED ON PAGE 85-86



# #25 BEN SIMMONS

HEIGHT 6' 9.5"  
WEIGHT 240  
YEARS PRO 3  
FROM LSU/AUSTRALIA  
BORN 7/20/96

## CAREER HIGHS

PTS	34 (2)	at BKN	1/20/20
FGM	13 (3)	at HOU	1/3/20
FGA	24	vs. UTA	11/7/17
3FGM	1 (2)	vs. CLE	12/7/19
3FGA	2	at TOR	10/21/17
FTM	15 (2)	at PHO	1/2/19
FTA	29	vs. WAS	11/29/17
OR	7	at OKC	11/15/19
DR	17	at NY	1/13/19
TR	22	at NY	1/13/19
AST	17	at DET	12/23/19
STL	7 (2)	at PHX	11/4/19
BLK	4 (2)	at HOU	1/3/20
MIN	51:33	vs. OKC	12/15/17

## PLAYOFF HIGHS

PTS	31	at BKN	4/18/19
FG	11	at BKN	4/18/19
FGA	17	vs. MIA	4/16/18
3FG	--	--	--
3FGA	1	at MIA	4/19/18
FT	7	at BKN	4/18/19
FTA	11 (2)	at BKN	4/18/19
OR	4 (4)	vs. BKN	5/9/19
DR	12	vs. BOS	5/7/18
TR	13 (2)	vs. BOS	5/7/18
AST	14	vs. MIA	4/14/18
STL	4 (2)	at MIA	4/21/18
BLK	3 (3)	at BKN	5/12/19
MIN	44:22	at TOR	4/29/19





# BEN SIMMONS

## NBA REGULAR SEASON STATISTICS

YEAR	TM	AGE	G	GS	MP	FG	FGA	FG%	3P	3PA	3P%	FT	FTA	FT%	ORB	DRB	TRB	AST	STL	BLK	TOV	PF	PTS
19-20	PHI	23	57	57	2017	375	647	.580	2	7	.286	185	298	.621	113	331	444	455	119	33	200	186	937
18-19	PHI	22	79	79	2700	540	960	.563	0	6	0	257	428	.60	172	525	697	610	112	61	274	209	1337
17-18	PHI	21	81	81	2732	544	998	.545	0	11	0	191	341	.56	145	514	659	661	140	70	278	211	1279
<b>CAREER</b>			<b>217</b>	<b>217</b>	<b>7449</b>	<b>1459</b>	<b>2605</b>	<b>.560</b>	<b>2</b>	<b>24</b>	<b>.083</b>	<b>633</b>	<b>1067</b>	<b>.593</b>	<b>430</b>	<b>1370</b>	<b>1800</b>	<b>1726</b>	<b>371</b>	<b>164</b>	<b>752</b>	<b>606</b>	<b>3553</b>

## NBA PLAYOFF STATISTICS

YEAR	TM	AGE	G	GS	MP	FG	FGA	FG%	3P	3PA	3P%	FT	FTA	FT%	ORB	DRB	TRB	AST	STL	BLK	TOV	PF	PTS
18-19	PHI	22	12	12	421	72	116	.621	0	0	0	23	40	.575	24	61	85	72	15	12	32	45	167
17-18	PHI	21	10	10	369	61	125	.488	0	1	0	41	58	.707	16	78	94	77	17	8	44	34	163
<b>CAREER</b>			<b>22</b>	<b>22</b>	<b>790</b>	<b>133</b>	<b>241</b>	<b>.552</b>	<b>0</b>	<b>1</b>	<b>0</b>	<b>64</b>	<b>98</b>	<b>.653</b>	<b>40</b>	<b>139</b>	<b>179</b>	<b>149</b>	<b>32</b>	<b>20</b>	<b>76</b>	<b>79</b>	<b>330</b>

**TRANSACTIONS:** Selected by Philadelphia with the No. 1 pick in the 2016 NBA Draft.

**PRO CAREER:** Holds career averages of 16.4 points (.560 FG%, .593 FT%), 8.3 rebounds, 8.0 assists and 34.3 minutes in 217 games (217 starts) over three NBA seasons with Philadelphia... A two-time NBA All-Star (2018-19, 2019-20), the 2019-20 NBA steals leader, a 2019-20 All-NBA and All-Defensive Team selection, 2017-18 NBA Rookie of the Year and All-Rookie Team member.

**2019-20 (PHI):** Appeared in 57 games (57 starts) and averaged 16.4 points, 7.8 rebounds, 8.0 assists, and a league-leading 2.1 steals in 35.4 minutes per game... Named a 2019-20 All-NBA and All-Defensive Team selection... Posted six triple-doubles to lead both the team and the entire Eastern Conference... Recorded 31 double-doubles, which placed him second on the team and seventh in the East... Finished sixth in the NBA with an average of 8.0 assists per game... Joined the Lakers' LeBron James and Dallas' Luka Dončić as the only players to average at least 15 points, seven rebounds and eight assists per game for the season... Scored a career-high 34 points vs. Cleveland on Dec. 7... He scored 26 first-half points in that Dec. 7 game, which is the most he has scored in a half in his career... Matched his career-high 34 points and tacked on 12 rebounds, 12 assists, five steals, and two blocks vs. Brooklyn on Jan. 20... In that game, Simmons became the first player in NBA history to record that stat line and became the first player in league history to have a 30-point triple-double with five steals and an 80-percent shooting percentage (.857)... Handed out a career-high 17 assists at Detroit on Dec. 23 while also adding 13 rebounds and 16 points... Swiped a career-high seven steals at Detroit on Oct. 26 while also recording a double-double with 10 assists and 13 points... He matched his career-high seven steals when he did so at Phoenix on Nov. 4... Simmons finished second in the NBA with 119 total steals and also tied for eighth in the league in multi-steal games with 31 such performances... Scored 29 points, collected 13 rebounds, and handed out 11 assists on Jan. 1 at Houston and became the only player in NBA history to post that stat line since steals and blocks were first tracked in 1973-74... In that same game, he recorded his 25th career triple-double in his 195th career game to become the third-fastest player to reach that mark in NBA history... Recorded back-to-back triple-doubles after posting 19 points, 10 rebounds and 10 assists on Feb. 9 vs. Chicago and recording 26 points, 12 rebounds and 10 assists on Feb. 11 vs. the Clippers... Joined Wilt Chamberlain as the only two players in franchise history to record back-to-back triple doubles more than once... Surpassed 1,500 career rebounds with a nine-rebound performance vs. Toronto on Dec. 8... Surpassed 3,000 career points by scoring 17 against Miami on Dec. 18... Surpassed 1,500 career assists and became the fastest player in 76ers team history to reach such mark after dishing out 11 assists vs. Washington on Dec. 21... Was named an NBA All-Star for the second consecutive season... Was named Eastern Conference Player of the Week for games played between Monday, Jan. 13 through Sunday, Jan. 19... Missed 16 games due to injury... Missed two games with a sprained AC joint in his right shoulder (Nov. 8-10), one game due to lower back soreness (Feb. 20), eight games due to

nerve impingement in his lower back (Feb. 24 - March 11) and five games due to a patella subluxation of the left knee (Aug. 7-14)... Led the team in scoring 10 times, rebounds 15 times, assists 45 times (team-high), steals 30 times (team-high) and blocks eight times.

**2018-19 (PHI):** Appeared in 79 games (79 starts) and averaged 16.9 points, 8.8 rebounds and 7.7 assists in 34.2 minutes per game... Recorded 10 triple-doubles on the season, good for first in the Eastern Conference and third in the NBA... Simmons' 42 double-double ranked 11th in the NBA and sixth in the Eastern Conference... Ranked third in the NBA in assists (610)... Was the only player in the NBA to rank inside the top 15 in both assists (610) and field goal percentage (.563)... Earned his first career All-Star selection, becoming the 32nd 76er to be named to an All-Star Game in franchise history... Scored a season-high 29 points on Jan. 2 at PHO and Feb. 23 vs. POR... Tied a career-high with 15 free throws made on Jan 2 at PHO... Pulled down a career-high 22 rebounds on Jan. 13 at NY... Tallied a season-high five steals vs. DET on Nov. 3... Recorded a season-high three blocks on four occasions (Nov. 9 vs. CHA, Dec. 12 at DET, Jan 15 vs. MIN, April 1 at DAL)... Corralled a career-high six offensive rebounds on Dec. 27 at UTA and Oct. 27 vs. CHA... Tallied an Eastern Conference best 53 games with a least 10 points, five assists and five rebounds, also good for second in the NBA... Ranked first in the Eastern Conference and second in the NBA in games with 34 games with at least eight rebounds and eight assists... Simmons was one of four players with multiple games of at least 20 points, 10 rebounds and 15 assists this season... Recorded 25 points, 15 rebounds, 11 assists and three steals against GS on March 2, becoming the only player in the NBA this season to put up such a stat line in a single game... Finished the regular season eighth in total minutes (2583)... Became the fourth fastest 76er to record 200 steals... Notched his 20th career triple-double in his 129th NBA game; becoming the second-fastest player in NBA history to record 20 triple doubles (Oscar Robertson)... Became the second fastest player to 1300 rebounds and 1200 assists in NBA history (Oscar Robinson)... Joined Russell Westbrook as the only players with at least 600 assists and 600 rebounds... Simmons was named Eastern Conference Player of the Week for games played between Monday, Feb. 25 and Sunday, March 3.

**2017-18 (PHI):** Appeared in 81 games (81 starts) averaging 15.8 points, 8.1 rebounds, 8.2 assists and 1.7 steals in 33.7 minutes per game, while shooting .545 from the field... Named 2017-18 Kia NBA Rookie of the Year, joining Hall of Famer Allen Iverson (1996-97) and Michael Carter-Williams (2013-14) as the other 76ers in franchise history to receive the award... Scored a career-high 32 points at Chicago (2/22)... Grabbed a career-high 18 rebounds vs. Washington (11/29)... Dished out a career-high 15 assists on four occasions, vs. L.A. Lakers (12/7), at Milwaukee (3/4), vs. Charlotte (3/19) and at Charlotte (4/1)... Stole the ball a career-high six times vs. Phoenix (12/4)... Blocked a career-high four shots at Chicago (12/18)... Reached double figures in points in a rookie and team-leading 72 contests... Recorded 58 games with 10-plus points, five-plus rebounds and five-plus assists, which ranked third in the league and were more than three times as many as the next closest rookie... The 58 such

CONTINUED ON PAGE 86

Philadelphia

SIXERS.COM | 77



# #22 MATISSE THYBULLE

HEIGHT 6' 5"  
WEIGHT 202  
YEARS PRO 1  
FROM WASHINGTON/USA  
BORN 3/4/97

## CAREER HIGHS

PTS	20	vs. TOR	12/8/19
FGM	6	vs. TOR	12/8/19
FGA	12	at TOR	1/22/20
3FG	5	vs. TOR	12/8/19
3FGA	9	at TOR	1/22/20
FTM	4	vs. MIN	10/30/19
FTA	4 (2)	vs. MIN	10/30/19
OR	4	at POR	8/9/20
DR	5	at POR	8/9/20
TR	9	at POR	8/9/20
AST	6	at WAS	12/5/19
STL	5	vs. LAL	1/25/20
MIN	36:10	at CHI	1/17/20

## PLAYOFF HIGHS

PTS	5	at BOS	8/17/20
FGM	2	at BOS	8/17/20
FGA	3	at BOS	8/17/20
3FG	1	at BOS	8/17/20
3FGA	2	at BOS	8/17/20
FTM	--	--	--
FTA	--	--	--
OR	1	at BOS	8/17/20
DR	3	at BOS	8/17/20
TR	4	at BOS	8/17/20
AST	1 (2)	at BOS	8/19/20
STL	2	at BOS	8/17/20
BLK	1	at BOS	8/17/20
MIN	32:41	at BOS	8/17/20





# MATISSE THYBULLE

## NBA REGULAR SEASON STATISTICS

YEAR	TM	AGE	G	GS	MP	FG	FGA	FG%	3P	3PA	3P%	FT	FTA	FT%	ORB	DRB	TRB	AST	STL	BLK	TOV	PF	PTS
19-20	PHI	22	65	14	1287	112	265	.423	56	157	.357	25	41	.610	44	63	107	79	94	47	51	141	305
CAREER			65	14	1287	112	265	.423	56	157	.357	25	41	.610	44	63	107	79	94	47	51	141	305

## NBA PLAYOFF STATISTICS

YEAR	TM	AGE	G	GS	MP	FG	FGA	FG%	3P	3PA	3P%	FT	FTA	FT%	ORB	DRB	TRB	AST	STL	BLK	TOV	PF	PTS
19-20	PHI	22	4	1	75	3	7	.429	1	4	.250	0	0	--	1	6	7	2	3	1	2	6	7
CAREER			4	1	75	3	7	.429	1	4	.250	0	0	--	1	6	7	2	3	1	2	6	7

**TRANSACTIONS:** Philadelphia acquired his draft rights, as the No. 20 overall pick in the 2019 NBA Draft, from Boston in exchange for the draft rights to the No. 24 overall pick (Ty Jerome from Virginia) and the No. 33 overall pick (Carsen Edwards from Purdue)...Signed by the 76ers on July 3, 2019.

**PRO CAREER:** Appeared in 65 games (14 starts) in his first season with Philadelphia, averaging 4.7 points, 1.6 rebounds and 1.4 steals in 19.8 minutes per game... Recorded shooting percentages of .423 from the field, .357 from three-point range and .610 from the free-throw line during his rookie campaign.

**2019-20 (PHI):** Appeared in 65 games (14 starts) and averaged 4.7 points, 1.6 rebounds and 1.4 steals in 19.8 minutes per game... His average of 1.4 steals per game, as well as his 93 total steals, led all NBA rookies... Also had 29 multi-steal games, which led all NBA rookies and was tied for 13th in the NBA with the Lakers' Anthony Davis, current 76ers' teammate Danny Green and Boston's Jayson Tatum... Was the first 76ers player ever to record multiple steals in each of his first three career games... Scored a rookie career-high 20 points while also knocking down a career-high five three-pointers on Dec. 8 vs. Toronto... Swiped a rookie career-high five steals on Jan. 25 vs. the Lakers... Tallied a rookie career-high four blocks vs. Brooklyn on Jan. 15... Was one of nine players in the NBA to post at least 90 steals and 45 blocks on the season... Handed out a rookie career-high six assists on Dec. 5 at Washington... Collected a career-high five rebounds vs. Denver on Dec. 10... Matched his rookie career-high five rebounds in two more games, Jan. 9 vs. Boston and Jan. 13 at Indiana... Missed seven games with a right knee sprain and bone bruise (Dec. 23 - Jan. 6)... Including the postseason, led the team in steals 21 times (second on team) and blocks 17 times (third on team).

**COLLEGE:** WASHINGTON (2015-19) Owns the University of Washington career (331) and single-season (126, 2019) steals records ... 2019 and 2018 Pac-12 Defensive Player of the Year, first in UW history ... Started every game after arriving on campus for a streak of 135 career games ... As a senior in 2018-19, he started in all 36 games and averaged 9.1 points, 3.1 rebounds, 2.1 assists, 3.5 steals and 2.3 blocks in 31.1 minutes per game, en route to earning All-Pac-12 First Team honors and being named the Pac-12 Defensive Player of the Year for the second-straight season ... Named the 2019 Naismith Defensive Player of the Year and also picked up Pac-12 All-Defensive Team honors ... Set the Pac-12 single-season steals record with 126

on the year ... Set the Pac-12 career steals record with a steal against Oregon at the Pac-12 Championship as he finished with 331, passing Gary Payton (321, 1986-90) ... Matched his career-high with seven steals against USC and scored 17 points while adding six rebounds and two blocks ... Scored 12 points while recording a career-high tying seven steals against Sacramento State ... Led the team with 16 points including a career-high tying 5 from long distance against No. 13 Virginia Tech ... Notched a season-high 18 points at No. 1 Gonzaga while adding four assists ... In 34 games as a junior in 2017-18, he held averages of 11.2 points, 2.9 rebounds, 2.6 assists, 3.0 steals and 1.4 blocks in 32.3 minutes per contest ... Named the 2018 Pac-12 Defensive Player of the Year becoming the first UW player to earn that award ... Set the UW single-season record with 101 steals, which also ranks second on the Pac-12 Conference single-season list ... Also finished with a team-high 49 blocks ... Reached double figures 20 times on the year and led UW in scoring five times ... Knocked down at least two from 3-point range in eight of the last 10 games of the season ... Scored a career-high 26 points against Colorado on 8-of-11 shooting from the field, 4-of-5 from 3-point range and a perfect 6-of-6 from the free throw line ... also added four steals, two assists and two blocks ... As a sophomore in 2016-17, he started all 31 games and posted averages of 10.5 points, 3.1 rebounds, 1.8 assists, 2.1 steals and 0.7 blocks in 29.9 minutes per contest ... Recorded 16 double-digit scoring efforts while hitting at least one three in all but three outings ... Shot .448 from the field, .405 from 3-point range and .841 from the free throw line ... Started all 34 games as a freshman in 2015-16, averaging 6.2 points, 3.2 rebounds, 1.6 assists, 1.1 steals and 0.9 blocks in 24.1 minutes per game ... Had six steals against No. 23 Arizona, which was tied for the third most ever by a UW player in a single game at the time.

**MORE:** Born on March 4, 1997... Wore the No. 4 in college because it was his number since fourth grade, his birthday is March 4th and because it was his mother's favorite number ... Currently wears No. 22 to continue to honor his late mother, Elizabeth, as it adds up to four and No. 4 is retired by the 76ers (Dolph Schayes) ... Named after French painter Henri Matisse ... Lived in Australia for four years when he was younger, his sister was born there and he has dual citizenship ... His YouTube channel has 400,000 subscribers and his 12 videos as of Dec. 2020 have nearly 10 million total views.





# PLAYERS

## SETH CURRY CONTINUED

team-high 20 points (8-14 FGs, 3-6 3FGs, 1-2 FTs) to go with career-high 15 assists and season-high 3 steals in 38 minutes in win at PHO (4/11/16)...missed 1 game due to a right ankle sprain (11/9/15)...missed 6 games due to a right foot sprain (2/29-3/9/16).

**2014-15 (PHO):** Saw action in 2 NBA games with PHO, totaling 2 rebounds and 1 assist in 8 minutes off the bench.

**2013-14 (MEM-CLE):** Played in 2 NBA games as a rookie (1 with MEM and 1 with CLE), totaling 3 points, 1 rebound and 2 steals in 13 minutes... Signed by MEM (12/24/13)...made NBA debut at DET (1/5/14) but was waived by the Grizzlies later that day...reacquired by the NBA G League's Santa Cruz Warriors (1/9/14)...signed to a 10-day contract by CLE (3/21/14)...the next day, made a 3-pointer for his 1st career points vs. HOU (3/22/14).

### NBA G LEAGUE:

**2014-15 (ERI):** Played in 43 games (42 starts) with the Erie BayHawks (Orlando affiliate at the time) and averaged 23.8 points, 3.9 rebounds, 4.2 assists and 1.4 steals in 37.0 minutes per contest... Shot .484 from the field, .467 from beyond the arc and .926 from the charity stripe... Scored a season-high 43 points (14-19 FGs, 8-13 3FGs, 7-7 FTs) in 39 minutes at Delaware (1/2/15)... Was named a 2015 G League All-Star and earned All-NBA G League First Team honors.

**2013-14 (SCW):** Played in 38 games (37 starts) with the Santa Cruz Warriors (Golden State) and averaged 19.7 points, 3.1 rebounds, 5.8 assists and 1.4 steals in 34.7 minutes per contest... Shot .437 from the field, .372 from three and .853 from the line... Named to the 2014 All-NBA G League Third Team and G League All-Rookie First Team... Played for the Futures team at the 2014 NBA G League All-Star Game... Played in seven G League playoff games, scoring a career-high 44 points in 1st G League playoff game against the then L.A. D-Fenders (now South Bay Lakers)... Played in the same Santa Cruz backcourt as Mychel Thompson, brother of Golden State's Klay Thompson.

**COLLEGE:** LIBERTY (2008-09) DUKE (2010-13) Totaled 2,101 career points over four seasons, playing his final three seasons at Duke after playing his freshman year at Liberty...left Duke ranked 3rd in school history in 3FG% (.420), 5th in FT% (.825) and 8th in 3-pointers made (223). 2012-13: As a senior at Duke, averaged team-high 17.5 points, 2.5 rebounds, 1.5 assists and 32.2 minutes in 35 games (all starts) en route to earning First Team All-ACC selection by the coaches and Sporting News Second Team All-America honors. 2011-12: As a junior at Duke, averaged 13.2 points, 2.6 rebounds, 2.4 assists, 1.3 steals and 30.2 minutes in 34 games... named Third Team All-ACC. 2010-11: As a redshirt sophomore at Duke, averaged 9.0 points, 2.0 assists, 1.4 steals and 25.0 minutes in 37 games...moved into the starting lineup after a toe injury sidelined Kyrie Irving. 2009-10: Per transfer rules, sat out the 2009-10 season after transferring from Liberty to Duke. 2008-09: At Liberty in 2008-09, led all NCAA freshmen in scoring with an average of 20.2 points per game... also averaged 4.4 rebounds, 2.3 assists and 1.4 steals in 35 games (34 starts).

**MORE:** Full name is Seth Adham Curry... Father, Dell, spent 16 seasons in the NBA and retired as the Charlotte Hornets' all-time leader in points (9,839) and 3-pointers made (929)... Dell captured the 1993-94 NBA Sixth Man of the Year Award... Mother, Sonya, played volleyball at Virginia Tech, where Dell starred in both baseball and basketball... Older brother, Stephen, has won three NBA championships (2015, 2017, 2018) and two league MVPs (2015, 2016) as a member of the Golden State Warriors... Younger sister, Sydell, played volleyball at Elon University in North Carolina... Wife, Callie Rivers Curry, is a former professional volleyball player and the daughter of 76ers head coach Doc Rivers... Seth and Callie have one daughter, Carter, born in May 2018... Grew up in Charlotte, N.C.... Would attend Charlotte Hornets games with his father and brother and shoot around with the team during warm-ups... Prepped at Charlotte Christian School, where he was a three-year starter for the Knights and earned all-conference, all-state and first team SAA All-American honors as a senior.

## JOEL EMBIID CONTINUED

18, one of five players to hit the mark... Played a career-high 48:39 minutes vs. Oklahoma City (12/15)... Reached double figures in points in career-high 62 games... Scored 20-plus points in career-high 43 contests...Had a career-high eight games where he scored 30-or-more points...Brought down at least 10 rebounds in a career-high 38 games...Collected 15-or-more rebounds on a career-high 10 separate occasions...Dished out five-plus assists in a career-high 13 contests...Had a career-high nine multi-steal games... Blocked multiple shots in a career-high 32 games, tied for ninth in the NBA...Posted a career-high 38 double-doubles... Just 10 NBA players had more double-doubles than him and his 38 were the most by a 76ers player since Chris Webber recorded 38 in 2005-06...Became the first player in NBA history (since blocks were first recorded) to total at least 46 points, 15 rebounds, seven assists and seven blocks in a single game at L.A. Lakers (11/15)...Recorded 25 points and 20 rebounds on March 19 vs. CHA, first 76er to have 20 points and 20 rebounds in the same game since 2010...Recorded 13 games with 10 points, five rebounds and five assists, sixth-most among NBA centers...Selected as a starter in the All-Star Game, scoring 19 points and recording eight rebounds with two blocks in his first appearance in the game...His 99.7 defensive rating was third among players playing at least 30 minutes per game...Named Player of the Week twice, from Jan. 15-21 and Feb. 5-11...Missed a total of 19 games due to injury, rehabilitation and load management.

**2016-17 (PHI):** Played in 31 games (all starts) averaging 20.2 points, 7.8 rebounds, 2.1 assists, and 2.4 blocks per game...Scored 20 points and brought down seven rebounds in first career game vs. OKC on 10/26...Recorded double-digit points in 30 games played, including a then career-high 33 on 12/18 vs. BRK...Season-high 14 rebounds on 1/11 vs. NYK, one of his nine double-doubles on the season... Notched at least one block in 30 of 31 games, including a season-high five on 1/16 @ MIL and 12/5 vs. DEN...Named Player of the Week on 1/23/17...Awarded Rookie of the Month honors in Nov., Dec., and Jan... Was the only player in the league to average 20 points, 7.5 rebounds and 2.5 blocks per game...Scored 20-or-more points in 10 consecutive games (Dec. 23-Jan. 18), becoming the first NBA rookie with such a streak since the Clippers' Blake Griffin did so in 14 straight games during the 2010-11 season...One of 10 NBA players with multiple games with 20 points, 10 rebounds, two steals and two blocks...One of 17 NBA players with at least 75 blocks and 25 steals...Made NBA All-Rookie First Team.

**COLLEGE:** KANSAS (2013-14) Was an early entry candidate for the 2014 NBA Draft following his freshman season at Kansas... Averaged 11.2 points, 8.1 rebounds, 1.4 assists, 2.6 blocks and 0.9 steals while shooting 62.6 percent from the floor and 68.5 percent from the line... Set school freshman records for blocks (72), field goal percentage (.626) and rebounding (8.1 rebounds per game)... Named Big 12 Defensive Player of the Year...Missed the final six games, including the Big 12 Championship and NCAA Tournament,



## JOEL EMBIID CONTINUED

with a lower back strain...Recorded at least one block in 26 of his 28 games played, including a season-high 8 blocks against Oklahoma State...Had eight double-doubles, including seven over his final 17 games played.

**MORE:** Native of Cameroon...Son of Thomas and Christine Embiid...Has a younger sister, Muriel...Grew up playing mostly volleyball and soccer...According to reports, Luc Richard Mbah a Moute spotted him at a camp in Cameroon in 2011 and influenced his decision to come play high school basketball in the United States... Played his senior year at The Rock School in Gainesville, Florida., averaging 13.0 points, 9.7 rebounds and 1.9 blocks...Played in both the Jordan Brand Classic and Nike Hoops Summit.

## DANNY GREEN CONTINUED

Tallied 12 points, five rebounds, two assists, one steal and a season-high four blocks on 1/22 at Los Angeles ... Scored 18 points (6-8 3FG) with four rebounds, three assists, three steals and one block on 1/2 vs. Houston ... Finished with 18 points, six rebounds and four assists on 11/23 vs. Phoenix ... Missed three games for rest (3/5, 3/25, 4/8).

**2014-15 (SAS):** Appeared in 81 games (80 starts), averaging 11.7 points, 4.2 rebounds, 2.0 assists, 1.2 steals and 1.1 blocks in 28.5 minutes ... Shot 41.8 percent (191-457) from three-point range ... Ranked seventh in the NBA in three-point field goal percentage (.418) and eighth in three pointers made (191) ... Set the Spurs single-season franchise record with 191 three-point field goals ... Scored in double figures in 50 games, including nine games with 20+ points ... Made multiple three-pointers in 52 games ... Had multiple steals in 30 games ... Tallied two double-doubles ... Tallied eight points, a career-high 12 rebounds, one assist, three steals and one block on 2/9 at Indiana ... Recorded 24 points, four rebounds, three assists and a career-high-tying five steals on 12/28 vs. Houston ... Scored a season-high 27 points (6-9 3FG) with 10 rebounds, one assist and one steal on 12/19 vs. Portland ... Had 25 points (7-13 3FG), seven rebounds, three assists, two steals and five blocks on 12/17 vs. Memphis, becoming the first player in NBA history to record seven three-pointers and five blocks in the same game ... Tallied 20 points (6-11 3FG), 10 rebounds, two assists, two steals and three blocks on 12/3 at Brooklyn ... DNP-CD once (12/20).

**2013-14 (SAS):** NBA Champion ... Appeared in 68 games (59 starts), averaging 9.1 points, 3.4 rebounds, 1.5 assists and 1.0 steal in 24.3 minutes ... Shot 41.5 percent (132-318) from three-point range ... Scored in double figures in 26 games, including five games with 20+ and one 30-point game ... Made multiple three-pointers in 31 games ... Tallied one double-double ... Scored a career-high 33 points (7-10 3FG) with four rebounds, two assists and one block on 4/11 vs. Phoenix ... Recorded five points, two assists, one block and a career-high-tying five steals on 11/25 vs. New Orleans ... Had 24 points (6-9 3FG), 10 rebounds, one steal and one block on 11/10 at New York ... Tallied 19 points, five rebounds, two assists, two steals and a season-high four blocks on 11/6 vs. Phoenix ... Missed 10 games with a non-displaced fracture of second metacarpal (1/13-2/1), two games with right foot inflammation (3/28-3/29) and one game for rest (4/14) ... DNP-CD once (3/24).

**2012-13 (SAS):** Appeared in 80 games (all starts), averaging 10.5 points, 3.1 rebounds, 1.8 assists and 1.2 steals in 27.5 minutes ... Shot 42.9 percent (177-413) from three-point range ... Ranked seventh in the NBA in three-point field goal percentage (.429) and eighth in three-pointers made (177) ... Scored in double figures in 40 games, including eight games with 20+ points ... Made multiple three-pointers in 53 games ... Finished with 15 points, three rebounds, a career-high seven assists, two steals and two blocks on 2/21 at LA Clippers ... Scored a season-high 28 points (8-12 3FG) with three rebounds, three assists and three steals on 2/6 at Minnesota ... Tallied 25 points (7-8 3FG), four rebounds, one steal and one block on 12/23 vs. Dallas ... Scored 13 points with a season-high nine rebounds, two assists, one steal and one block on 11/25 at Toronto ... DNP-NWT once (11/29) ... Missed one game with left hamstring tightness (12/5).

**2011-12 (SAS):** Appeared in all 66 games (38 starts), averaging 9.1 points, 3.5 rebounds and 1.3 assists in 23.1 minutes ... Shot 43.6 percent (102-234) from three-point range ... Ranked ninth in the NBA in three-point field goal percentage (.436) ... Scored in double figures in 29 games, including four games with 20+ points ... Made multiple three-pointers in 30 games ... Scored a season-high 24 points with seven rebounds, two assists, two steals and two blocks on 1/7 vs. Denver.

**2010-11 (SAS):** Appeared in eight games, averaging 5.1 points and 1.9 rebounds in 11.5 minutes ... Scored a season-high 13 points with four rebounds, one steal and one block on 4/13 at Phoenix ... Inactive four times (3/18, 3/31-4/3) ... Did not play seven times.

**2009-10 (SAS):** Appeared in 20 games, averaging 2.0 points in 5.8 minutes ... Tallied a season-high six points on 1/27 vs. Minnesota ... Scored his first points on 11/27 at Charlotte, finishing with two points and two rebounds in two minutes ... Made NBA debut on 11/12 at Miami ... Inactive 31 times ... Did not dress once ... Did not play 30 times.

## NBA G LEAGUE:

**2010-11 (REN-AUS):** Saw action in 17 games (15 starts) combined with the Reno Bighorns and then-Austin Toros (now Austin Spurs), averaging 20.1 points, 7.5 rebounds, 2.5 assists and 1.4 steals in 37.1 minutes per contest... Posted shooting percentages of .453 from the field, .441 from three-point range and .795 from the free-throw line... Tallied five double-doubles... Posted 18 points with 14 rebounds, two steals and one block on 3/12 vs. Utah... Scored 36 points with eight rebounds and three assists on 3/11 vs. Utah... That opponent, the Utah Flash, went on to become what is currently the Delaware Blue Coats, the NBA G League affiliate of the 76ers.

**2009-10 (ERI):** Appeared in two games (one start) with Erie, posting 25.5 points, 5.5 rebounds, 2.5 assists and 4.0 steals in 35.5 minutes per contest.

**INTERNATIONAL (2011-12):** Appeared in seven games with KK Union Olimpija in Slovenia, averaging 11.4 points, 4.0 rebounds, 1.9 assists and 1.0 steal in 28.4 minutes.

**COLLEGE:** NORTH CAROLINA (2005-09) NCAA Champion (2009) ... Third Team All-ACC selection (2009) ... ACC All-Defensive Team selection (2009) ... Appeared in 145 games (39 starts), averaging 9.4 points, 4.1 rebounds, 1.8 assists, 1.1 steals and 1.1 blocks in 19.9 minutes ... Shot 37.5 percent (184-491) from three-point range ... Left UNC as the winningest player (123 victories) in school history ... Finished his college career as the only player in ACC history to tally 1,000 points, 500 rebounds, 250 assists, 150 three-pointers, 150 blocks and 150 steals ... 2008-09: NCAA Champion ... Third Team All-ACC selection ... ACC All-Defensive Team selection ... Appeared in 38 games (all starts), averaging 13.1 points, 4.7 rebounds, 2.7 assists, 1.8 steals and 1.3 blocks in 27.4 minutes ... Shot 41.8 percent (77-184) from three-point range ... Ranked second in the ACC in steals (67), fifth in blocks (51), sixth in steals per game (1.8), seventh in three pointers made (77), ninth in assists (104) and 10th in blocks per game (1.3) ... 2007-08: Appeared in 39 games (one start), averaging 11.5 points, 4.9 rebounds, 2.0 assists, 1.2 steals and 1.2 blocks in 22.3 minutes ...





# PLAYERS

## DANNY GREEN CONTINUED

Shot 37.3 percent (56-150) from three-point range ... Ranked ninth in the ACC in blocks (46) ... 2006-07: Appeared in 37 games, averaging 5.2 points, 2.8 rebounds and 1.1 assists in 13.6 minutes ... 2005-06: Appeared in 31 games, averaging 7.5 points, 3.7 rebounds, 1.1 assists and 1.0 block in 15.3 minutes.

**MORE:** Son of Danny Green Sr. and Rene' Darrell... Host of "Inside the Green Room," a podcast with Harrison Sanford that was launched in the summer of 2018... Attended St. Mary's High School in Manhasset, NY and was named a McDonald's All-American.

## TOBIAS HARRIS CONTINUED

range. Only seven players in NBA history have averaged those totals for a complete season... Made Clippers debut on 2/3/18 vs. Chicago, tallying 24 points (10-19 FG, 3-6 3PT), four rebounds, two assists, one steal & one block in 33:35 minutes... became the 24th player in Clippers history to score 20+ points in their team debut and the first since Jamal Crawford in 2012-13... 2/14/18 at Boston, scored 30 points, first 30+ point game as a Clipper, 10th of his career and fifth of the season... Appeared in 48 games (all starts) for Detroit, averaging 18.2 points, 5.1 rebounds and 2.0 assists in 32.6 minutes... Recorded his 6,000th career point on 1/8/18 at New Orleans as a member of the Detroit Pistons... Tied a career-high with 34 points on 10/25/17 vs. Minnesota as a member of the Detroit Pistons.

**2016-17 (DET):** Appeared in a career-high 82 games (48 starts) and averaged a team-high 16.1 points (.481 FG, .347 3FG, .841 FT), 5.1 rebounds, 1.7 assists, 0.7 steals, 0.5 blocks and 31.1 minutes per game... In 48 games as a starter, averaged 15.9 points, 4.8 rebounds, 1.8 assists and 32.9 minutes per game... In 34 games off the bench, averaged 16.5 points (.502 FG, .389 3FG), 5.4 rebounds and 1.6 assists in 29.0 minutes per game... Among NBA league leaders, ranked T35th in field-goal percentage (career-high .481)... Scored 10-plus points 69 times and 20-plus points 22 times - both team highs... Grabbed 10-plus rebounds three times and recorded three double-doubles... Led the team in scoring a team-high 26 times and in rebounds four times... Scored a season-high 28 points vs. New York (3/11)... Was the only Piston and one of only 17 players in the NBA this season to play in all 82 games... Scored his 5,000th career point vs. Chicago (3/6/17) and made his 2,000th career field goal at Memphis (4/9)... Grabbed his 2,000th career rebound vs. New Orleans (2/1)... Averaged 17.9 points (.514 FG) and 4.8 rebounds in 13 games in January - his best offensive month of the season.

**2015-16 (ORL/DET):** Appeared in a career-high 76 games (74 starts) with Orlando and Detroit averaging 14.7 points, 6.7 rebounds, career-high 2.2 assists, 0.9 steals and 33.1 minutes per game... Played in 27 games (25 starts) with Detroit and averaged... 16.6 points (.477 FG, .375 3FG, .911 FT), 6.2 rebounds and 33.5 minutes per game... Among NBA league leaders, ranked 40th in free throw percentage (career-high .831)... Led the Pistons in scoring five times, in rebounds once and in assists three times... Overall, scored 10-plus points 64 times, 20-plus points 13 times and 30-plus points once... With the Pistons, scored 10-plus points 25 times and 20-plus points seven times... Also grabbed 10-plus rebounds twice with Detroit... Recorded career-high 12 double-doubles (10 with Orlando and two with Detroit)... Scored a season-high 30 points vs. Oklahoma City (10/30) and grabbed season-high 13 rebounds twice [at New Orleans (11/3) and vs. Utah (11/13)]... Dished out season-high eight assists at Brooklyn (1/8) and recorded season-high four steals at Atlanta (1/18)... Tied career-high three blocks vs. Sacramento (11/21)... Recorded single-season career highs in rebounds (511), assists (169) and minutes (2,513)... Missed three games with a sore left ankle while with Orlando (2/7) - (2/10) and one game due to rest (4/13 at Cleveland).

**2014-15 (ORL):** Played in 68 games (63 starts) with Orlando, averaging a career-high 17.1 ppg., 6.3 rpg., 1.8 apg. and 1.01 mpg. in a career-high 34.8 mpg... Shot .364 (87-239 3FG) from three-point range... As a starter, averaged 17.6 ppg., 6.5 rpg., 1.9 apg. and 1.06 stlpg. in 35.6 mpg... Tied for 17th in the NBA in minutes played and ranked 28th in scoring... Led (or tied) the team in scoring 20 times, in rebounding 11 times and in assists twice... Scored in double figures 61 times and had 20-plus points 21 times, including a career-high 34 points in a career-high 45 minutes vs. L.A. Lakers (2/6)... Recorded 11 double-doubles... Had 10-plus rebounds 11 times, including a season-high 16 boards twice [vs. Minnesota (11/7) and at Charlotte (11/21)]... Dished out a career-high-tying six assists at San Antonio on 2/4... Recorded at least one steal 47 times and had two-or-more steals 14 times, including a career-high five steals at Detroit (11/17)... Missed 14 games due to injury: missed two games (11/22-24) due to a strained right calf, three games (2/9-20) due to a sore right knee, eight games (1/10-18, 3/18-22) due to a sprained left ankle and one game (4/15) due to a sore right Achilles.

**2013-14 (ORL):** Played in 61 games (36 starts) with Orlando, averaging 14.6 ppg., a career-best 7.0 rpg. and 1.3 apg. in 30.3 mpg... Shot .807 (197-244) from the free throw line... As a starter, averaged 15.7 ppg., 7.5 rpg. and 1.4 apg. in 34.1 mpg... Ranked 39th in the NBA in rebounding... Led (or tied) the Magic in scoring 13 times and in rebounding 16 times. Scored in double figures 50 times and had 20-plus points 12 times, including 31 points vs. Philadelphia (3/2)... Pulled down 10-plus rebounds eight times, including a career-high 20 rebounds vs. L.A. Lakers (1/24).

**2012-13 (ORL/MIL):** Appeared in 55 games (34 starts) for both Milwaukee and Orlando, averaging 11.0 ppg., 5.2 rpg. and 1.3 apg. in 23.6 mpg... Appeared in 28 games (14 starts) with the Bucks, averaging 4.9 ppg. and 2.0 rpg. in 11.6 mpg... Acquired from Milwaukee on Feb. 21... Played in 27 games with the Magic, averaging 17.3 ppg., 8.5 rpg., 2.1 apg. and 1.37 bpg. in 36.1 mpg... Made 20 starts with Orlando, averaging 17.5 ppg., 9.3 rpg., 2.3 apg. and 1.55 bpg. in 38.6 mpg. during that span... Led (or tied) the Magic in scoring ten times, in rebounding five times and in assists once... Scored in double figures 30 times (24 with Orlando) and had 20-plus points nine times, including 30 points twice vs. Washington (3/29) and vs. Milwaukee (4/10)... Pulled down 10-plus rebounds nine times (all with Orlando), including 19 rebounds vs. Milwaukee (4/10)... Recorded nine double-doubles... Dished out a career-high six assists on at Charlotte (3/27)... Tallied at least one steal 22 times... Recorded at least one blocked shot 24 times... Logged a career-high 45 minutes four times... Missed seven games (12/14-26) due to a right elbow laceration... Had 18 DNP-CDs and was on the Inactive List once.

**2011-12 (MIL):** Played in 42 games (nine starts) during his rookie campaign for Milwaukee, averaging 5.0 ppg. and 2.4 rpg. in 11.4 mpg... Led (or tied) the Bucks in scoring twice and in rebounding twice... Scored in double figures seven times... Recorded first NBA double-double vs. Philadelphia (4/25) with 15 points and 13 rebounds... Made his NBA debut at L.A. Clippers (1/7) and first NBA start at Orlando (3/3)... Had 15 DNP-CDs and was on the Inactive List four times.

**COLLEGE:** Tennessee (2010-11) Played 34 games (33 starts) during his only season at the University of Tennessee, averaging 15.3 ppg., 7.3rpg. and 1.3 apg. in 29.2 mpg... Named Second Team All-SEC and to the All-SEC Freshman Team... Ranked fourth among NCAA freshmen in the six major conferences in scoring and tied for fifth in rebounding... Finished fifth in the SEC in rebounding (7.9 rpg.) in conference games only... Posted eight double-doubles, third-most among all SEC players... Led (or tied) the Volunteers in scoring 13





# PLAYERS

## TOBIAS HARRIS CONTINUED

times and in rebounding 18 times... Scored a career-high-tying 25 points vs. Florida (3/11) during the SEC Tournament... Also had 25 points on at South Carolina (3/3).

**MORE:** Full name is Tobias John Harris... Born on July 15, 1992 in Islip, NY... Parents are Torrel and Lisa Harris... Torrel, played college basketball at Duquesne and Murray State... Has three brothers, Tyler, T.J. and Terry, and two sisters, Tori and Tesia... Sister, Tesia, earned Third Team All-Colonial Athletic Association honors in 2009-10 playing basketball at the University of Delaware before transferring to St. John's... Sister, Tori, plays basketball at St. Bonaventure after beginning her collegiate career at James Madison... Brother, Tyler, played his freshman season at North Carolina State in 2011-12 before transferring to Providence and finishing his collegiate career at Auburn... Brother, Terry, finished his college career at North Carolina A&T in 2018-19 and played the 2019-20 season in the NBA G League with the 76ers' affiliate, the Delaware Blue Coats... Cousin of veteran NBA center Channing Frye... Selected to the 2014 USA Men's Select Team... Participated in the 2016 Seeds for Peace Camp... Received the NBA Cares Community Assist Award in October 2016, earning the award for the second time in his career and was named a finalist for the yearlong NBA Community Assist Award... Recognized for his tremendous efforts in the Central Florida community as the winner of the Rich and Helen DeVos Community Enrichment Award in 2014 and co-winner in 2015 with Victor Oladipo... Received the NBA Cares Community Assist Award for March 15... Named a finalist for the 2014-15 J. Walter Kennedy Citizenship Award, given annually to a player, coach or athletic trainer who has shown outstanding service and dedication to the community... Was a finalist for the Naismith High School Player of the Year Award as a senior at Half Hollow Hills West High School, who he led to the New York Class AA state title game AA state title game as a senior... Named New York's Mr. Basketball, All-USA by USA Today and a McDonald's All-American... Hosted School of Business Basketball Camp in Long Island, NY, where he works to teach young athletes a combination of basketball and life skills.

## DWIGHT HOWARD CONTINUED

high 30 rebounds and one assist on 3/21 at Brooklyn, the first 30-30 game in the NBA since 2010 ... Scored a season-high 33 points with 12 rebounds, one assist, two steals and two blocks on 3/15 at Atlanta ... Recorded 30 points, 12 rebounds, one assist, one steal and four blocks on 3/10 vs. Phoenix ... Had 30 points (12-17 FG), six rebounds, one steal and three blocks on 3/6 vs. Philadelphia ... Had 25 points, 20 rebounds and four blocks on 11/20 vs. Minnesota ... Scored 15 points with 20 rebounds and two blocks on 10/25 vs. Denver ... Missed one game due to suspension (3/22).

**2016-17 (ATL):** Appeared in 74 games (all starts), averaging 13.5 points, 12.7 rebounds, 1.4 assists and 1.2 blocks in 29.7 minutes ... Shot 63.3 percent (388-613) from the field ... Ranked fourth in the NBA in field goal percentage (.633), fourth in offensive rebounds (.296), fifth in rebounds per game (12.7), sixth in rebounds (940) and eighth in defensive rebounds (.644) ... Scored in double figures in 60 games, including 11 games with 20+ and one 30-point game ... Grabbed double-digit rebounds in 59 games, including 24 games with 15+ and six games with 20+ boards ... Blocked multiple shots in 25 games ... Tallied 53 double-doubles ... Registered 22 points, 20 rebounds, four assists and one block on 3/29 at Philadelphia ... Had 19 points, 16 rebounds, one assist, two steals and three blocks on 2/13 at Portland ... Finished with 24 points (11-13 FG), a season-high-tying 23 rebounds, three assists, one steal and two blocks on 2/2 at Houston ... Scored 15 points with 20 rebounds and one steal on 1/7 at Dallas ... Tallied 16 points, 22 rebounds, three assists, one steal and one block on 12/28 vs. New York ... Had 10 points, a season-high 23 rebounds, one assist and one steal on 12/17 vs. Charlotte ... Finished with 27 points (10-13 FG), 15 rebounds and one assist on 12/16 at Toronto ... Scored 23 points with 17 rebounds, four assists, one steal and two blocks on 12/7 vs. Miami ... Recorded 23 points (10-12 FG), 21 rebounds and one assist on 11/23 at Indiana ... Scored a season-high 31 points (12-16 FG) with 11 rebounds and three steals on 11/2 vs. Los Angeles ... Missed one game with a left quadriceps contusion (11/16), three games with back tightness (12/19-12/23), three games for rest (1/16, 3/11, 4/7) and one game with a back injury (4/12).

**2015-16 (HOU):** Appeared in 71 games (all starts), averaging 13.7 points, 11.8 rebounds, 1.4 assists, 1.0 steal and 1.6 blocks in 32.1 minutes ... Shot 62.0 percent (372-600) from the field ... Ranked second in the NBA in field goal percentage (.620), fourth in rebounds per game (11.8), fifth in rebounds (835), seventh in offensive rebounds (.238) and ninth in defensive rebounds (.597) ... Scored in double figures in 50 games, including 15 games with 20+ and three games with 30+ ... Grabbed double-digit rebounds in 48 games, including 17 games with 15+, two games with 20+ and one game with 25+ ... Blocked multiple shots in 31 games, including three games with 5+ ... Tallied 38 double-doubles ... Had five points, eight rebounds, one assist and a season-high six blocks on 3/23 vs. Utah ... Finished with 30 points, and 13 rebounds on 2/29 at Milwaukee ... Had 28 points (13-17 FG), 13 rebounds, two assists and one block on 2/10 at Portland ... Scored a season-high 36 points (14-18 FT) with a season-high 26 rebounds, four assists, one steal and one block on 1/18 at LA Clippers ... Had 20 points, 20 rebounds, three assists and one block on 11/7 at LA Clippers ... Scored 23 points (10-10 FG) with 14 rebounds and two assists on 11/4 vs. Orlando ... Missed two games due to suspension (10/28, 2/2), five games due to rest (11/1, 11/6, 11/14, 11/21, 12/4), one game with lower back tightness (1/7) and three games with a left ankle sprain (1/22-1/25).

**2014-15 (HOU):** Appeared in 41 games (all starts), averaging 15.8 points, 10.5 rebounds, 1.2 assists and 1.3 blocks in 29.8 minutes ... Shot 59.3 percent (251-423) from the field ... Scored in double figures in 34 games, including 12 games with 20+ and one game with 30+ ... Grabbed double-digit rebounds in 25 games, including six games with 15+ ... Blocked multiple shots in 12 games ... Tallied 23 double-doubles ... Finished with 17 points, a season-high 19 rebounds, two assists and one block on 1/7 at Cleveland ... Tallied 21 points, 16 rebounds, two steals and a season-high seven blocks on 11/14 vs. Philadelphia ... Scored a season-high 32 points with 16 rebounds, one steal and two blocks on 11/6 vs. San Antonio ... Missed one game with flu-like symptoms (11/8), 11 games with a strained right knee (11/19-12/11), 26 games with a right knee injury (1/25-3/23) and three games for rest (3/30-4/1, 4/13).

**2013-14 (HOU):** NBA All-Star ... All-NBA Second Team selection ... Appeared in 71 games (all starts), averaging 18.3 points, 12.2 rebounds, 1.8 assists and 1.8 blocks in 33.7 minutes ... Shot 59.1 percent (473-800) from the field ... Ranked third in the NBA in field goal percentage (.591), fourth in rebounds per game (12.2), fourth in defensive rebounds (.635), fourth in free throw attempts (.638), fifth in rebounds (866), seventh in blocks per game (1.8), eighth in blocks (128) and 10th in offensive rebounds (.231) ... Scored in double figures in 66 games, including 31 games with 20+ and five games with 30+ ... Grabbed double-digit rebounds in 49 games, including 19 games with 15+, five games with 20+ and one game with 25+ boards ... Blocked multiple shots in 35 games, including three games with 5+ ... Tallied 47 double-doubles ... Scored a season-high 35 points (13-18 FG) with 19 rebounds, five assists, one steal and three blocks on 12/21 at Detroit ... Finished with 32 points, 17 rebounds, one assist, two steals and three blocks on 12/12 at Portland ... Recorded 20 points, 22 rebounds, three assists, two steals and three blocks on 12/8 vs. Orlando ... Had 33 points (12-16 FG), 11 rebounds and one assist on 11/20 at Dallas ... Tallied 23 points, 15 rebounds, seven assists, two steals and a season-high six blocks on 11/13 at Philadelphia ... Finished with 18 points, 24 rebounds, two assists, one steal and five blocks on 11/11 vs. Toronto ... Recorded 17 points, a season-high





# PLAYERS

## DWIGHT HOWARD CONTINUED

26 rebounds, two assists and two blocks in Rockets debut on 10/30 vs. Charlotte ... Missed 11 games with a left ankle strain (3/17-3/23, 3/29-4/11).

**2012-13 (LAL):** NBA All-Star starter ... All-NBA Third Team selection ... Appeared in 76 games (all starts), averaging 171 points, 12.4 rebounds, 1.4 assists, 1.1 steals and 2.4 blocks in 35.8 minutes ... Shot 57.8 percent (470-813) from the field ... Led the league in rebounds per game (12.4) and defensive rebounds (694) ... Ranked second in the NBA in rebounds (945), second in field goal percentage (.578), third in free throw attempts (721), fourth in blocks (186), fifth in blocks per game (2.4) and seventh in free throws (355) ... Scored in double figures in 63 games, including 27 games with 20+ and three games with 30+ ... Grabbed double-digit rebounds in 54 games, including 29 games with 15+, four games with 20+ and one game with 25+ boards ... Blocked multiple shots in 49 games, including seven 5-block games ... Tallied 48 double-doubles ... Scored a season-high 39 points (25-39 FT) with 16 rebounds, two assists, one steal and three blocks on 3/12 at Orlando; his 25 free throws set a franchise record and his 39 free throw attempts tied his NBA record ... Recorded 31 points (14-18 FG), 16 rebounds and four blocks on 1/15 vs. Milwaukee ... Tallied 14 points, a season-high 26 rebounds, one steal and four blocks on 1/6 vs. Denver ... Registered 19 points, 20 rebounds and three assists on 12/11 at Cleveland ... Had 28 points, 20 rebounds and three blocks on 11/30 vs. Denver ... Scored 23 points with 18 rebounds, three assists, two steals and three blocks on 11/11 vs. Sacramento ... Finished with 33 points, 14 rebounds, five assists, one steal and one block on 10/31 at Portland ... Tallied 19 points, 10 rebounds, two assists and one block in his Lakers debut on 10/30 vs. Dallas ... Missed six games due to a torn labrum in his left shoulder (1/8-1/11, 2/1-2/5).

**2011-12 (ORL):** NBA All-Star starter ... All-NBA First Team selection ... NBA All-Defensive First Team selection ... Appeared in 54 games (all starts), averaging 20.6 points, 14.5 rebounds, 1.9 assists, 1.5 steals and 2.1 blocks in 38.3 minutes ... Shot 57.3 percent (416-726) from the field ... Led the league in rebounds per game (14.5), total rebounds (785), defensive rebounds (585) and free throw attempts (572) ... Ranked second in the NBA in field goal percentage (.573), third in blocks per game (2.1) and sixth in blocks (116) ... Scored in double figures in 51 games, including 27 games with 20+, five games with 30+ and one game with 40+ points ... Grabbed double-digit rebounds in 44 games, including 26 games with 15+, 10 games with 20+ and two 25-rebound games ... Blocked multiple shots in 35 games, including three games with 5+ ... Tallied 43 double-doubles ... Recorded 20 points, 22 rebounds, six assists, one steal and two blocks on 4/7 at Philadelphia ... Finished with 24 points, a season-high-tying 25 rebounds, one assist, three steals and two blocks on 3/13 vs. Miami ... Scored 26 points with 20 rebounds, one assist, one steal and four blocks on 2/17 vs. Milwaukee ... Tallied 25 points, 24 rebounds, four assists, three steals and two blocks on 2/8 vs. Miami ... Recorded 24 points, a season-high 25 rebounds, one assist, one steal and three blocks on 1/18 vs. San Antonio ... Scored a career-high-tying 45 points (21-39 FT) with 23 rebounds, three assists, four steals and two blocks on 1/12 at Golden State; his 39 free throw attempts set an NBA record ... Tallied 20 points, 24 rebounds, four assists, one steal and four blocks on 12/30 at Charlotte ... Missed two games with back spasms (4/1-4/3), six games with a herniated disc (4/9-4/18) and four games due to back surgery (4/21-4/26).

**2010-11 (ORL):** NBA Defensive Player of the Year ... NBA All-Star starter ... All-NBA First Team selection ... NBA All-Defensive First Team selection ... Appeared in 78 games (all starts), averaging 22.9 points, 14.1 rebounds, 1.4 assists, 1.4 steals and 2.4 blocks in 37.6 minutes ... Shot 59.3 percent (619-1044) from the field ... Led the league in free throw attempts (916) and defensive rebounds (789) ... Ranked second in the NBA in rebounds (1,098), second in rebounds per game (14.1), second in field goal percentage (.593), third in blocks (186), third in free throws (546), third in offensive rebounds (309) and fourth in blocks per game (2.4) ... Scored in double figures in 76 games, including 51 games with 20+, 16 games with 30+ and two 40-point games ... Grabbed double-digit rebounds in 68 games, including 35 games with 15+ and eight games with 20+ boards ... Blocked multiple shots in 56 games, including 10 games with 5+ ... Tallied 66 double-doubles ... Finished with 31 points, 21 rebounds, two assists, two steals and three blocks on 3/16 at Milwaukee ... Scored a season-high-tying 40 points (16-20 FG) with 15 rebounds, two steals and six blocks on 2/25 vs. Oklahoma City ... Scored a season-high 40 points with 15 rebounds, two assists, four steals and three blocks on 1/28 at Chicago ... Finished with 39 points, 18 rebounds, one assist and two blocks on 1/13 at Oklahoma City ... Recorded 29 points, 20 rebounds, one steal and two blocks on 1/12 at New Orleans ... Tallied 26 points, a season-high 23 rebounds, three assists and two blocks on 12/21 vs. Dallas ... Registered 26 points, 20 rebounds, three assists, two steals and two blocks on 12/18 vs. Philadelphia ... Scored 39 points with 15 rebounds, one steal and three blocks on 12/9 at Portland ... Had 18 points, 16 rebounds, one assist, one steal and a season-high eight blocks on 11/3 vs. Minnesota ... Missed two games with the flu (12/3-12/4) and two games due to suspension (3/7, 4/10).

**2009-10 (ORL):** NBA Defensive Player of the Year ... NBA All-Star starter ... All-NBA First Team selection ... NBA All-Defensive First Team selection ... Appeared in 82 games (all starts), averaging 18.3 points, 13.2 rebounds, 1.8 assists and 2.8 blocks in 34.7 minutes ... Shot 61.2 percent (510-834) from the field ... Led the league in rebounds per game (13.2), blocks per game (2.8), total rebounds (1,082), total blocks (228), defensive rebounds (798) and field goal percentage (.612) ... Ranked second in the NBA in offensive rebounds (284), second in free throw attempts (816) and seventh in free throws (483) ... Scored in double figures in 73 games, including 36 games with 20+ and five games with 30+ points ... Grabbed double-digit rebounds in 70 games, including 34 games with 15+ and nine games with 20+ boards ... Blocked multiple shots in 63 games, including 13 games with 5+ ... Tallied 64 double-doubles ... Recorded 19 points, a season-high 24 rebounds, one assist, two steals and four blocks on 3/24 at Atlanta ... Scored a season-high 33 points with 17 rebounds, three assists and seven blocks on 2/17 vs. Detroit ... Finished with 18 points, 14 rebounds and a season-high eight blocks on 12/16 vs. Toronto ... Registered 25 points, 11 rebounds, five assists, two steals and seven blocks on 12/8 at LA Clippers ... Scored 25 points with 20 rebounds, two assists, one steal and four blocks on 11/28 at Milwaukee ... Recorded 20 points, 22 rebounds, one assist, one steal and four blocks on 10/30 at New Jersey.

**2008-09 (ORL):** NBA Defensive Player of the Year ... NBA All-Star starter ... All-NBA First Team selection ... NBA All-Defensive First Team selection ... Appeared in 79 games (all starts), averaging 20.6 points, 13.8 rebounds, 1.4 assists, 1.0 steal and 2.9 blocks in 35.7 minutes ... Shot 57.2 percent (560-979) from the field ... Led the league in rebounds per game (13.8), blocks per game (2.9), total rebounds (1,093), total blocks (231), offensive rebounds (336), defensive rebounds (757) and free throw attempts (849) ... Ranked third in the NBA in free throws (504) and fourth in field goal percentage (.572) ... Scored in double figures in 77 games, including 42 games with 20+, nine games with 30+ and one 40-point game ... Grabbed double-digit rebounds in 63 games, including 34 games with 15+ and 10 games with 20+ ... Blocked multiple shots in 60 games, including 15 games with 5+ and one 10-block game ... Tallied 63 double-doubles, including one triple-double ... Finished with 21 points, a season-high-tying 23 rebounds, five assists, three steals and four blocks on 4/4 at Atlanta ... Scored a career-high 45 points with 19 rebounds, one steal and eight blocks on 2/17 vs. Charlotte ... Registered 39 points, eight rebounds, two assists and one block on 1/4 at Toronto ... Finished with 23 points, 22 rebounds, four assists, one steal and six blocks on 12/8 at LA Clippers ... Recorded 21 points, a season-high 23 rebounds and six blocks on 12/5 vs. Oklahoma City ... Tallied 32 points, 21 rebounds, three assists and four blocks on 11/29 vs. Indiana ... Had 30 points, 19 rebounds, three assists and a career-high 10 blocks on 11/12 at Oklahoma City for his first career triple-double ... Missed two games with a sore knee (12/13-12/15) and one game due to rest (4/13).





# PLAYERS

## DWIGHT HOWARD CONTINUED

**2007-08 (ORL):** NBA All-Star starter ... All-NBA First Team selection ... NBA All-Defensive Second Team selection ... Appeared in 82 games (all starts), averaging 20.7 points, 14.2 rebounds, 1.3 assists and 2.1 blocks in 37.7 minutes ... Shot 59.9 percent (583-974) from the field ... Led the league in rebounds per game (14.2), total rebounds (1,161), defensive rebounds (882) and free throw attempts (897) ... Ranked third in the NBA in field goal percentage (.599), fourth in offensive rebounds (279), fourth in blocks (176), fifth in blocks per game (2.1) and seventh in free throws (529) ... Scored in double figures in 77 games, including 43 games with 20+ and 11 games with 30+ ... Grabbed double-digit rebounds in 72 games, including 35 games with 15+ and 11 games with 20+ ... Blocked multiple shots in 46 games, including eight games with 5+ ... Tallied 69 double-doubles ... Recorded 23 points, a season-high 24 rebounds, three assists, one steal and two blocks on 2/13 vs. Denver ... Finished with 24 points, 21 rebounds, one assist, four steals and one block on 1/16 at Charlotte ... Had 33 points, 18 rebounds and four blocks on 12/14 at Charlotte ... Registered 18 points, 23 rebounds, three assists and a season-high-tying seven blocks on 12/3 at Golden State ... Tallied 30 points, 23 rebounds, one assist and two blocks on 11/30 at Phoenix ... Scored a season-high 39 points with 16 rebounds, one assist and five blocks on 11/28 at Seattle ... Finished with 34 points, 17 rebounds, two assists, three steals and four blocks on 11/23 vs. Charlotte ... Recorded 35 points, 16 rebounds, two assists and four blocks on 11/14 at Cleveland ... Tallied 16 points, 12 rebounds, two assists and a season-high seven blocks on 10/31 vs. Milwaukee.

**2006-07 (ORL):** NBA All-Star ... All-NBA Third Team selection ... Appeared in 82 games (all starts), averaging 17.6 points, 12.3 rebounds, 1.9 assists and 1.9 blocks in 36.9 minutes ... Shot 60.3 percent (526-873) from the field ... Led the league in total rebounds (1,008) ... Ranked second in the league in defensive rebounds (725), second in field goal percentage (.603), third in offensive rebounds (283), third in rebounds per game (12.3), fourth in free throw attempts (666) and ninth in blocks (156) ... Scored in double figures in 73 games, including 30 games with 20+ and six games with 30+ ... Grabbed double-digit rebounds in 64 games, including 19 games with 15+ and four games with 20+ boards ... Blocked multiple shots in 45 games, including five games with 5+ blocks ... Tallied 60 double-doubles ... Scored a season-high 35 points (14-15 FG) with 11 rebounds, five assists and three steals on 4/14 at Philadelphia ... Finished with 12 points, 14 rebounds, three assists, two steals and a season-high six blocks on 3/28 at Boston ... Tallied 30 points, a season-high 25 rebounds, two steals and one block on 1/10 at Golden State ... Recorded 24 points, 23 rebounds, one assist, one steal and one block on 11/20 at Memphis ... Finished with 24 points, 21 rebounds, two assists and one steal on 11/18 vs. Charlotte ... Had 21 points, 22 rebounds, one assist and one block on 11/11 at Minnesota.

**2005-06 (ORL):** Appeared in 82 games (81 starts), averaging 15.8 points, 12.5 rebounds, 1.5 assists and 1.4 blocks in 36.8 minutes ... Shot 53.1 percent (468-881) from the field ... Led the league in total rebounds (1,022) ... Ranked second in the NBA in offensive rebounds (288), second in defensive rebounds (734), second in rebounds per game (12.5), sixth in field goal percentage (.531) and 10th in free throw attempts (598) ... Scored in double figures in 74 games, including 18 games with 20+ points ... Grabbed double-digit rebounds in 62 games, including 26 games with 15+, three games with 20+ and one game with 25+ boards ... Blocked multiple shots in 29 games ... Tallied 60 double-doubles ... Scored a season-high 28 points with a season-high 26 rebounds, one assist, two steals and one block on 4/15 vs. Philadelphia ... Had 18 points, 13 rebounds, two assists and a season-high six blocks on 3/17 vs. Boston ... Recorded 21 points, 20 rebounds, one assist, one steal and one block on 11/15 vs. Charlotte.

**2004-05 (ORL):** All-Rookie First Team selection ... Appeared in 82 games (all starts), averaging 12.0 points, 10.0 rebounds and 1.7 blocks in 32.6 minutes ... Shot 52.0 percent (352-677) from the field ... Ranked fourth in the NBA in offensive rebounds (287), fifth in rebounds (823), seventh in defensive rebounds (536), eighth in rebounds per game (10.0) and 10th in field goal percentage (.520) ... Scored in double figures in 51 games, including 11 games with 20+ points ... Grabbed double-digit rebounds in 43 games, including 11 games with 15+ and three 20-rebound games ... Blocked multiple shots in 39 games ... Tallied 32 double-doubles ... Finished with 14 points, 15 rebounds, one assist, one steal and a season-high seven blocks on 4/6 vs. Chicago ... Scored a season-high 29 points with 12 rebounds, one assist, one steal and one block on 3/16 at LA Clippers.

**INTERNATIONAL:** Member of the gold medal-winning US Olympic Men's team at the 2008 Beijing Olympics, averaging 10.9 points and 5.8 rebounds in 16.1 minutes ... Shot 74.5 percent (35-47) from the field ... Scored 22 points with 10 rebounds, two assists and two steals on 8/18/08 vs. Germany.

**MORE:** Born in Atlanta, GA ... Full name is Dwight David Howard ... Father, Dwight Sr., is a Georgia State trooper and serves as Athletic Director of Southwest Atlanta Christian Academy ... Mother, Sheryl, played on the inaugural women's team at Morris Brown College ... Recipient of the NBA Community Assist award three times (July 2007, Jan. 2009 and Oct. 2010) ... Served as a spokesperson for the NBA Fit program to raise awareness of physical fitness and nutrition to fight childhood obesity ... Established the D12 Foundation in 2011 ([www.d12foundation.org](http://www.d12foundation.org)) ... Winner of the 2004 Naismith Award as the nation's top high school player ... Named Georgia Mr. Basketball in 2004 ... a 2004 McDonald's High School All-American ... Named co-MVP of the 2004 McDonald's High School All-American game.

## MIKE SCOTT CONTINUED

minutes played at NYK (4/17), recording career-bests in points (23), rebounds (14) and field goals made (10) ... Pulled down 12 rebounds, adding 12 points for his first career double-double vs. TOR (4/16) ... Grabbed eight rebounds to go with 17 points in 18 minutes at PHI (4/10) ... Tallied 22 points (815 FGs, 6-8 FTs), six rebounds and two assists in 36 minutes at SAS (4/6) ... Put in 19 points on 6-10 FGs and career-high tying 7-8 FTs in 23 minutes at BOS (3/29).

### NBA G LEAGUE:

**2016-17 (DEL-LIN):** Played in six total NBA G League contests (four starts) between the Delaware 87ers (Blue Coats) and Long Island Nets ... Averaged 13.8 points, 4.3 rebounds and 1.7 assists in 23.5 minutes per game.

**2012-13 (BAK):** Played seven games (all starts) with the Bakersfield Jam ... Averaged 18.1 points, 8.3 rebounds and 1.4 assists in 32.6 minutes per contest.

**COLLEGE:** VIRGINIA (2007-12) A five-year player at Virginia, he earned First Team All-ACC honors as a senior, when he averaged 18.0 ppg, 8.3 rpg and 1.2 apg (.563% FG, .808% FT) ... Hit double-figures in 29 of 32 games ... Led the team in scoring and rebounding ... Finished third in school history in rebounds (944) and double-doubles (34), while ranking 16th in points (1,538) ... Also led the Cavaliers in scoring (15.9 ppg) and rebounding (10.2 rpg) as a junior, but played in just 10 games due to injury, and received a medical redshirt for the season ... In his true junior campaign (2009-10), posted 12.0 ppg and 7.2 rpg ... Led the team in rebounding as a sophomore (7.4 rpg) in 2008-09, also scoring 10.3 ppg ... As a freshman in 2007-08, tallied 5.7 ppg and 5.3 rpg in 18.1 mpg (.441% FG, .703% FT).



## MIKE SCOTT CONTINUED

**MORE:** Born in Chesapeake, VA...Graduated from the University of Virginia with a degree in Anthropology...Has two brothers, Antonn Scott and Derrick Mackall...Attended Deep Creek High School, then prepped at Hargrave Military Academy in Chatham, VA...Enjoys playing ping pong and video games...Favorite TV shows are "Martin" and "The Fresh Prince of Bel-Air"...If he wasn't playing in the NBA, he'd own a barbershop...Favorite teams outside the NBA are Manchester United and the Washington Football Team...Nicknamed the "Threeregional Manager" (nod to "The Office")...Has emojis tattooed all over his body...Is very interested in astronomy.

## BEN SIMMONS CONTINUED

games set a rookie record, dating back to 1963-64...From Feb. 25 - April 11 he recorded 25 consecutive games with five-or-more rebounds and five-or-more assists, the third longest streak in the league...Became the third rookie to record a triple-double (11 points, 15 assists and 12 rebounds) without committing a turnover vs. Charlotte (3/19)...Posted a rookie and team-leading 12 triple-doubles, the second-most ever by rookie, behind Hall of Famer Oscar Robertson's 26 in 1960-61...His 12 triple-doubles were the third-most in the league during the 17-18 season and are tied with Kyle Lowry for the eighth-most among active NBA players...His 38 double-doubles finished tied for the team lead with Joel Embiid and were more than double that of any other rookie...The 38 double-doubles were the third-most ever by a rookie guard behind Robertson's 51 in 1960-61 and Mark Jackson's 39 in 1987-88...Posted 24 point-assist double-doubles, fourth in the NBA and the most by a rookie since John Wall's 24 in 2010-11...Joined Robertson as the only two players in league history to average at least 15 points, eight rebounds and eight assists in a rookie season and he was one of three players in league during the 17-18 season to post such averages, joining LeBron James and Russell Westbrook...Totaled 1,279 points, 659 rebounds and 661 assists in his rookie campaign making him and Robertson the only two rookies in league history to total at least 1,200 points, 600 rebounds and 600 assists...Joined James and Westbrook as the only three players in league during the 17-18 campaign to record at least 600 rebounds and 600 assists...Joined Hall of Famer Wilt Chamberlain (1966-67 and 1967-68) as the only Philadelphia players ever to post 600-or-more rebounds and assists in a single season, Simmons is the only rookie in 76ers history to accomplish this...His 661 total assists were the fourth-most ever totaled in a single season by a Philadelphia player behind Hall of Famer Maurice Cheeks (753 in 1985-86), Chamberlain (702 in 1967-68) and Cheeks again (667 in 1981-82)...Became the first rookie guard since Anfernee "Penny" Hardaway in 1993-94 to record at least 100 steals and 50 blocks in a season...Put together two streaks of at least 10 straight games with 10 points, five and five assists, no other rookie since 1983 has posted a streak longer than eight games...Named Eastern Conference Rookie of the Month on four occasions (October/November, January, February and March/April)...Named Eastern Conference Player of the Week (April 9).

**COLLEGE:** LSU (2015-16) 2015-16 Wayman Tisdale National Freshman of the Year (USBWA)...2015-16 Sporting News National Freshman of the Year...2015-16 USA Today National Freshman of the Year...2015-16 SEC Freshman of the Year...2015-16 First Team All-SEC...2015-16 All-SEC Freshman Team...First Team USBWA All-American...Named Second Team All-American by ESPN, Sports Illustrated and Sporting News...Named Third Team All-American by USA Today...Simmons was the consensus National Freshman of the Year and was named the SEC Freshman of the Year in what was a phenomenal freshman campaign...He was the first LSU freshman to win the conference's Freshman of the Year award since 2006 when Tyrus Thomas received the honor...Averaged 19.2 points, 11.8 rebounds and 4.8 assists per game, which ranked in the top five in the SEC in each category...At the end of the regular season, Simmons was ranked fourth in points (19.6), first in rebounds (11.9), third in field goal percentage (.561), fifth in assists per game (5.0) and second in steals per game (2.0) in the SEC...His 11.8 rebounds per game led all Division I freshmen...One of just two freshmen in the country to average double-figure rebounds...Led all major conference players with 23 double-doubles on the year and ranked fifth nationally...Became the fourth freshman in the past 20 years with 40 points and 10 rebounds in a game after his performance against North Florida on Dec. 2, 2015, where he also became the first major college player to have a game of 40 points, 10 rebounds, 5 assists and 5 steals in a game in the last 20 years...The first LSU player since Shaquille O'Neal to score at least 43 points in a game...Simmons had 18 20-point games, which was third in the SEC...Had an active streak of 28 games in double-figure scoring...Had a five-game streak of 20 points from Feb. 17 to March 1...Had a double-double and 10 or more rebounds in seven straight contests from Nov. 19-Dec. 16...Had a double-double in the last four games to close out the regular season before the conference tournament...Became the first SEC freshman to record 20 points and 15 rebounds since Julius Randle of Kentucky in the 2013-14 season after posting 23 points and 16 rebounds against South Alabama on Nov. 19, 2015...With his performance against NC State on Nov. 24, 2015, Simmons was the only Division I player at the time listed as 6-10 or taller to have 10 assists and no turnovers in a game in the last 20 seasons...His 21-point, 20-rebound night against Marquette on Nov. 23, 2015, made Simmons the eighth LSU player since 1973-74 to record a 20-point, 20-rebound game...Recorded a career-high seven steals at Kentucky on March 5, 2016, which were the most in a game since Anthony Hickey recorded eight against Texas A&M in 2013...The only LSU players to record more season free throws than Simmons' 199 are Pete Maravich and Bob Pettit...At the conclusion of the season, Simmons was ranked eighth in LSU history with 158 season assists, fifth in season rebounds with 388 and was just outside of the top-10 in season scoring with 632 points.

**MORE:** Born on July 20, 1996 in Melbourne, Australia...Parents are David and Julie Simmons...Father played 13 seasons in the Australian National Basketball League (NBL), earning All-League honors with Melbourne in 1990 and an NBL championship with the Tigers in 1993...He also wore number 25 and it was retired by the Melbourne franchise he played with from 1989-1996...Also played for Newcastle, Sydney and Canberra teams in the NBL...Served as interim head coach and assistant for the Hunter Pirates after retiring from play (2003-05)...Ben has two brothers - Liam and Sean; and three sisters - Olivia, Melissa, Emily...Named to Forbes 30 Under 30 for 2021...Investor in and brand ambassador for esports company FaZe Clan.



# PLAYERS

## 2019-20 PHILADELPHIA 76ERS ROSTER

NO.	NAME	HT.	WT.	DOB	Prior to NBA/Home Country	YRS. PRO
11	Tony Bradley	6' 9.5"	260	1/8/98	North Carolina/USA	3
31	Seth Curry	6' 0.5"	192	8/23/90	Duke/USA	6
21	Joel Embiid	6' 11.75"	280	3/16/94	Kansas/Cameroon	4
23	Terrance Ferguson	6' 6.5"	195	5/17/98	Adelaide 36ers (Australia)/USA	3
14	Danny Green	6' 6"	210	6/22/87	North Carolina/USA	11
12	Tobias Harris	6' 7.5"	228	7/15/92	Tennessee/USA	9
39	Dwight Howard	6' 9.25"	260	12/8/85	SW Atlanta Christian Academy (GA)/USA	16
7	Isaiah Joe	6' 3.75"	167	7/2/99	Arkansas/USA	R
30	Furkan Korkmaz	6' 7"	210	7/24/97	Banvit B.K./Turkey	3
33	Dakota Mathias*	6' 3"	197	7/11/95	Texas Legends/USA	R
0	Tyrese Maxey	6' 1.5"	191	11/4/00	Kentucky/USA	R
18	Shake Milton	6' 5"	210	9/26/96	SMU/USA	2
17	Vincent Poirier	7' 0.5"	260	10/17/93	Baskonia (Spain)/France	1
44	Paul Reed*	6' 8"	218	6/14/99	DePaul/USA	R
1	Mike Scott	6' 7.25"	237	7/16/88	Virginia/USA	8
25	Ben Simmons	6' 9.5"	240	7/20/96	LSU/Australia	3
22	Matisse Thybulle	6' 5"	202	3/4/97	Washington/USA	1

\* Two-way contract

\*Per NBA guidelines, players were measured without shoes.





## PLAYERS

### PLAYERS IN THE SYSTEM

#### EMIR PRELDŽIĆ

6-9 | 220 | Turkey | 9/6/87

- Selected by Phoenix with the No. 57 overall selection in the 2009 NBA Draft. Rights acquired by Philadelphia in a Feb. 2019 trade with Toronto.
- 4x Turkish League champion (2008, 2010, 2011, 2014)
- 3x Turkish Cup winner (2010, 2011, 2013)
- Turkish Cup MVP (2011)
- Has played professionally in Bosnia, Slovenia and Turkey

The background is a solid blue color with a subtle, organic pattern of darker blue, leaf-like or scale-like shapes. These shapes are arranged in a way that suggests a larger, curved structure, possibly a wing or a tail, extending from the top left towards the bottom right. The pattern is composed of various shades of blue, creating a sense of depth and texture.

# **YEAR IN REVIEW**





# YEAR IN REVIEW

## 76ERS 2019-20 SEASON STATISTICS

PLAYER	G	GS	MIN	--FIELD GOALS--					--3-POINT FG--					--FREE THROWS--					--REBOUNDS--					PTS	AVG
				FG	FGA	PCT	FG	FGA	PCT	FT	FTA	PCT	OFF	DEF	TOT	AST	PF	DO	STL	TO	BLK				
Embiid	51	51	1506	382	801	.477	57	172	.331	351	435	.807	141	452	593	152	174	2	45	159	65	1172	23.0		
Harris	72	72	2469	553	1173	.471	131	357	.367	174	216	.806	69	426	495	227	165	3	53	104	40	1411	19.6		
Simmons	57	57	2017	375	647	.580	2	7	.286	185	298	.621	113	331	444	455	186	2	119	200	33	937	16.4		
Burke (TOT)	66	19	1754	321	768	.418	116	301	.385	235	265	.887	48	234	282	189	128	1	62	91	17	993	15.0		
Burke (PHI)	18	1	364	77	167	.461	32	77	.416	34	41	.829	11	45	56	38	21	0	12	15	0	220	12.2		
Richardson	55	53	1693	278	646	.430	85	249	.341	114	141	.809	41	133	174	162	136	0	52	104	36	755	13.7		
Horford	67	61	2026	319	709	.450	99	283	.350	61	80	.763	103	353	456	270	142	1	52	80	61	798	11.9		
Robinson (TOT)	62	52	1786	288	592	.486	77	197	.391	74	86	.860	81	189	270	96	100	0	54	55	16	727	11.7		
Robinson (PHI)	14	4	270	44	85	.518	9	27	.333	11	12	.917	15	29	44	11	18	0	9	5	2	108	7.7		
Korkmaz	72	12	1559	242	563	.430	143	356	.402	77	102	.755	18	150	168	79	98	0	41	59	16	704	9.8		
Milton	40	24	805	134	277	.484	58	135	.430	51	65	.785	15	73	88	104	92	0	20	47	7	377	9.4		
Scott	68	11	1207	149	350	.426	80	217	.369	30	37	.811	65	183	248	56	96	0	22	26	5	408	6.0		
Burke	25	0	329	59	127	.465	16	38	.421	13	18	.722	15	20	35	53	21	0	7	12	1	147	5.9		
Ennis	49	0	776	100	226	.442	37	106	.349	48	61	.787	48	102	150	41	85	0	23	31	14	285	5.8		
Neto	54	3	668	101	222	.455	34	88	.386	39	47	.830	11	50	61	95	50	0	24	47	6	275	5.1		
Thybulle	65	14	1287	112	265	.423	56	157	.357	25	41	.610	44	63	107	79	141	0	93	51	47	305	4.7		
Brookhoff (TOT)	17	1	180	22	59	.373	20	51	.392	7	8	.875	5	38	43	11	15	0	5	6	4	71	4.2		
O'Quinn	29	2	313	42	85	.494	7	27	.259	11	20	.550	34	82	116	51	37	0	7	20	10	102	3.5		
Shayok	4	0	28	3	12	.250	2	6	.333	3	4	.750	1	6	7	1	4	0	0	3	1	11	2.8		
Pelle	24	0	232	25	48	.521	0	1	.000	7	14	.500	20	52	72	8	55	1	3	18	31	57	2.4		
Smith	7	0	32	3	11	.273	0	3	.000	2	4	.500	0	2	2	2	4	0	3	2	0	8	1.1		
Bolden	4	0	14	2	3	.667	0	1	.000	2	4	.500	0	1	1	0	4	0	1	2	0	4	1.0		
76ERS	73	-	17595	3000	6417	.468	848	2307	.368	1236	1638	.755	764	2553	3317	1884	1529	9	586	1037	389	8084	110.7		
OPPONENTS	73	-	17595	2905	6275	.463	759	2148	.353	1341	1786	.751	628	2426	3054	1661	1493	17	510	1009	294	7910	108.4		

PLAYER	-- SINGLE-GAME HIGHS --										-- AVERAGE PER GAME --										-- CAREER HIGHS (C=SET, T=TIED THIS SEASON) --									
	MIN	REB	AST	ST	TO	BLK	PTS	MIN	REB	AST	STL	TO	BLK	PTS	FG	FGA	FT	FTA	TREB	AST	PTS	FG	FGA	FT	FTA	TREB	AST	PTS		
Embiid	41	21	8	3	8	4	49	29.5	11.6	3.0	0.88	3.1	1.27	23.0	17C	32	20	23	22	13	49C									
Harris	46	15	7	3	4	2	35	34.3	6.9	3.2	0.74	1.4	0.56	19.6	15	29C	11	12	20	9	39									
Simmons	46	15	17	7	8	4	34	35.4	7.8	8.0	2.09	3.5	0.58	16.4	13T	24	15	29	22	17C	34C									
Burke (TOT)	39	10	8	5	3	3	33	26.6	4.3	2.9	0.94	1.4	0.26	15.0	13	22C	14C	16	14	9	34									
Burke (PHI)	30	6	5	2	4	0	23	20.2	3.1	2.1	0.67	0.8	0.00	12.2																
Richardson	40	7	8	4	7	3	34	30.8	3.2	2.9	0.95	1.9	0.65	13.7	14	22	10C	10C	10	9	37									
Horford	36	16	9	3	4	4	32	30.2	6.8	4.0	0.78	1.2	0.91	11.9	15	24T	10	13	22	11	34									
Robinson (TOT)	42	11	7	4	3	1	25	28.8	4.4	1.5	0.87	0.9	0.26	11.7	10C	17C	5C	6	12	7C	25C									
Robinson (PHI)	31	7	3	4	1	1	25	19.3	3.1	0.8	0.64	0.4	0.14	7.7																
Korkmaz	34	6	4	3	3	2	34	21.7	2.3	1.1	0.57	0.8	0.22	9.8	13C	17C	6T	7C	7	6	34C									
Milton	40	9	8	4	5	2	39	20.1	2.2	2.6	0.50	1.2	0.17	9.4	14C	20C	8C	10C	9C	8C	39C									
Scott	36	10	4	2	2	1	21	17.8	3.6	0.8	0.32	0.4	0.07	6.0	12	23	7	9	14	5	30									
Burke	27	5	8	4	2	1	21	13.1	1.4	2.1	0.28	0.5	0.04	5.9	19	31	10	10	10	15	42									
Ennis	27	11	3	3	3	2	20	15.8	3.1	0.8	0.47	0.6	0.29	5.8	11	20	9C	9C	12	6	29									
Neto	30	4	6	3	4	2	22	12.4	1.1	1.8	0.44	0.9	0.11	5.1	9T	18C	6	7C	6	7	22T									
Thybulle	36	9	6	5	4	4	20	19.8	1.6	1.2	1.43	0.8	0.72	4.7	6C	12C	4C	4C	9C	6C	20C									
Brookhoff (TOT)	23	9	4	2	1	1	9	10.6	2.5	0.6	0.29	0.4	0.24	4.2	6	9	3T	4	9C	4C	17									
O'Quinn	32	11	11	2	3	4	11	10.8	4.0	1.8	0.24	0.7	0.83	3.5	11	20	9	10	16	11C	23									
Shayok	10	2	1	0	1	1	5	7.0	1.8	0.3	0.00	0.8	0.25	2.8	1C	4C	2C	2C	2C	1C	5C									
Pelle	21	8	2	1	2	4	6	9.7	3.0	0.3	0.13	0.8	1.29	2.4	3T	4C	3C	4C	8C	2C	6T									
Smith	10	1	1	1	1	0	3	4.6	0.3	0.3	0.43	0.3	0.00	1.1	7	13	3	4	4	5	17									
Bolden	9	1	0	1	1	0	2	3.6	0.3	0.0	0.25	0.5	0.00	1.0	7	10	3	6	10	4	19									
76ERS	265	62	43	14	23	13	141	241.0	45.4	25.8	8.03	14.2	5.33	110.7	69	140	59	86	97	45	163									
OPPONENTS	265	60	35	13	23	11	137	241.0	41.8	22.8	6.99	13.8	4.03	108.4	64	148	57	74	108	44	154									





# YEAR IN REVIEW

## 76ERS 2019-20 GAME-BY-GAME RESULTS

### PHILADELPHIA 76ERS

Date	Opponent	Team/Opp	Home	Road	Total	High Scoring	High Rebounds	High Assists	Opponent Scoring	Atten.
Oct 23	BOSTON	W107-93	1-0	0-0	1-0	Simmons-24	Harris-15	Simmons-9	Hayward-25	20,422
Oct 26	Detroit	W117-111	1-0	0-0	2-0	Harris-29	Horford-9	Simmons-10	Rose-31	16,207
Oct 28	Atlanta	W103-103	1-0	2-0	3-0	Embiid-16	Embiid-13	Simmons-6	Young-25	14,094
Nov 2	MINNESOTA	W117-95	2-0	2-0	4-0	Embiid-19	Horford-16	Simmons-7	Wiggins-19	20,204
Nov 2	Portland	W129-128	2-0	3-0	5-0	Horford-25	Simmons-11	Simmons-8	Lillard-33	19,669
Nov 4	Phoenix	L109-114	2-0	3-1	5-1	Horford-32	Harris-10	Simmons-6	Booker-40	14,285
Nov 6	Utah	L104-106	2-0	3-2	5-2	Embiid-27	Embiid-16	Richardson-4	Mitchell-24	18,306
								Neto-4		
Nov 8	Denver	L 97-100	2-0	3-3	5-3	Embiid-19	Embiid-15	Neto-6	Jokic-26	19,520
Nov 10	CHARLOTTE	W114-106	3-0	3-3	6-3	Embiid-18	Embiid-9	Richardson-6	Seller-24	20,311
Nov 12	CLEVELAND	W 98-97	4-0	3-3	7-3	Embiid-27	Embiid-16	Simmons-6	Love-20	20,294
									Clarkson-20	
Nov 13	Orlando	L 97-112	4-0	3-4	7-4	Richardson-19	Harris-10	Harris-6	Vucevic-25	15,113
Nov 15	Oklahoma City	L119-127(OT)	4-0	3-5	7-5	Embiid-31	Embiid-12	Simmons-8	Gallinari-28	18,203
Nov 17	Cleveland	W114-95	4-0	4-5	8-5	Harris-27	Horford-6	Simmons-11	Sexton-17	19,432
Nov 20	NEW YORK	W109-104	5-0	4-5	9-5	Embiid-23	Embiid-12	Simmons-13	Morris-22	20,384
Nov 22	SAN ANTONIO	W115-104	6-0	4-5	10-5	Harris-26	Embiid-14	Simmons-13	DeRozan-29	20,927
Nov 23	MIAMI	L113-86	7-0	4-5	11-5	Richardson-32	Embiid-11	Simmons-7	Herro-26	21,017
Nov 25	Toronto	L 96-101	7-0	6-6	13-6	Richardson-25	Embiid-13	Simmons-14	Siakas-25	19,800
Nov 27	SACRAMENTO	W 97-91	8-0	4-6	12-6	Embiid-33	Embiid-16	Horford-5	Wield-22	20,592
								Simmons-5		
Nov 29	New York	W101-95	8-0	5-6	13-6	Embiid-27	Embiid-17	Simmons-8	Randle-22	18,109
Nov 30	INDIANA	W110-116	9-0	5-6	14-6	Embiid-32	Embiid-11	Simmons-13	Warren-29	20,517
Dec 2	UTAH	W103-94	10-0	5-6	15-6	Harris-26	Embiid-11	Simmons-9	Gobert-27	20,208
Dec 5	Washington	L113-119	10-0	5-7	15-7	Simmons-34	Embiid-21	Simmons-10	Hachimura-27	16,554
Dec 7	CLEVELAND	W141-94	11-0	5-7	16-7	Harris-34	O'Quinn-11	Burke-8	Garland-12	20,844
Dec 8	TORONTO	W110-104	12-0	5-7	17-7	Harris-26	Simmons-9	Simmons-9	Lowry-26	20,313
Dec 10	DENVER	W 97-92	13-0	5-7	18-7	Embiid-22	Embiid-10	Simmons-7	Barton-26	20,591
Dec 12	Boston	W115-109	13-0	6-7	19-7	Embiid-38	Embiid-13	Simmons-7	Harris-29	19,156
Dec 13	NEW ORLEANS	W116-109	14-0	6-7	20-7	Harris-31	Embiid-11	Simmons-11	Ingram-32	20,620
Dec 15	Brooklyn	L 89-109	14-0	6-8	20-8	Simmons-20	Horford-9	Horford-5	Divinidie-24	17,732
Dec 18	MIAMI	L104-108	14-1	6-8	20-9	Embiid-22	Embiid-19	Richardson-6	Nunn-26	20,715
								Simmons-6		
Dec 20	DALLAS	L 98-117	14-2	6-8	20-10	Embiid-33	Embiid-17	Simmons-8	Hardaway-27	20,778
Dec 21	WASHINGTON	W125-108	15-2	6-8	21-10	Richardson-21	Embiid-13	Simmons-11	Beal-36	20,529
						Embiid-21				
Dec 23	Detroit	W125-109	15-2	7-8	22-10	Harris-35	Simmons-13	Simmons-17	Drummond-27	16,476
Dec 25	MILWAUKEE	W121-109	16-2	7-8	23-10	Harris-31	Embiid-11	Simmons-14	Middleton-31	21,028
Dec 27	Orlando	L 97-98	16-2	7-9	23-11	Harris-24	Harris-11	Embiid-11	Fournier-29	17,311
						Embiid-24				
Dec 28	MIAMI	L116-117(OT)	16-2	7-10	23-12	Embiid-35	Embiid-11	Simmons-11	Butler-25	19,865
Dec 31	Indiana	L 97-115	16-2	7-11	23-13	Richardson-20	O'Quinn-5	O'Quinn-5	Sabonis-23	17,923
						Simmons-10	Richardson-5	Simmons-10		
Jan 3	Houston	L108-118	16-2	7-12	23-14	Simmons-29	Simmons-13	Simmons-11	Harden-44	18,055
Jan 4	OKLAHOMA CITY	W120-113	17-2	7-12	24-14	Richardson-23	Simmons-15	Simmons-8	Adams-24	20,561
						Embiid-8				
Jan 9	BOSTON	W109-98	18-2	7-12	25-14	Richardson-29	Simmons-9	Richardson-7	Walker-26	20,822
Jan 11	Dallas	L 91-109	18-2	7-13	25-15	Harris-20	Simmons-11	Simmons-11	Donic-19	20,244
									Power-19	
Jan 13	Indiana	L 95-101	18-2	7-14	25-16	Simmons-24	Simmons-14	Horford-5	Warren-21	15,257
									Brogdon-21	
Jan 15	BROOKLYN	W117-106	19-2	7-14	26-16	Harris-34	Harris-10	Simmons-11	Divinidie-26	20,416
Jan 17	CHICAGO	W100-89	20-2	7-14	27-16	Korkmaz-24	Simmons-11	Simmons-7	LeVine-23	20,919
Jan 18	New York	W 90-87	20-2	8-14	28-16	Simmons-21	Harris-8	Simmons-8	Morris-20	17,812
Jan 20	Brooklyn	W117-111	20-2	9-14	29-16	Simmons-24	Simmons-12	Simmons-12	Divinidie-22	16,801
Jan 22	Toronto	L 95-107	20-2	9-15	29-17	Harris-22	Horford-10	Simmons-8	VanVleet-22	19,800
							Simmons-10			
Jan 25	L.A. LAKERS	W108-91	21-2	9-15	30-17	Harris-29	Simmons-10	Simmons-8	Davis-31	21,109
Jan 28	GOLDEN STATE	W115-104	22-2	9-15	31-17	Embiid-24	Horford-11	Horford-8	Russell-28	20,854
Jan 30	Atlanta	L117-127	22-2	9-16	31-18	Simmons-31	Embiid-14	Milton-6	Young-39	15,227
Feb 1	Boston	L 95-116	22-2	9-17	31-19	Simmons-23	Horford-9	Simmons-5	Brown-32	19,156
						Simmons-9				
Feb 3	MIAMI	L106-137	22-2	9-18	31-20	Embiid-29	Embiid-12	Simmons-7	Butler-38	19,725
Feb 6	MILWAUKEE	L101-112	22-2	9-19	31-21	Harris-25	Simmons-14	Simmons-9	G. Antetokounmpo-317,928	
Feb 7	MEMPHIS	W119-107	23-2	9-19	32-21	Korkmaz-34	Embiid-10	Simmons-10	Moran-15	20,779
Feb 9	CHICAGO	W116-111	24-2	9-19	33-21	Korkmaz-31	Simmons-12	Simmons-10	LeVine-32	21,018
Feb 11	L.A. CLIPPERS	W110-103	25-2	9-19	34-21	Simmons-26	Simmons-12	Simmons-10	Leonard-30	20,730
						Embiid-26				
Feb 20	BROOKLYN	W112-104(OT)	26-2	9-19	35-21	Embiid-39	Harris-12	Harris-6	LeVert-25	20,806
Feb 22	MILWAUKEE	L 98-119	26-2	9-20	35-22	Milton-17	Embiid-11	Embiid-4	G. Antetokounmpo-318,290	
						Korkmaz-17				
Feb 24	ATLANTA	W129-112	27-2	9-20	36-22	Embiid-49	Embiid-14	Milton-6	Young-28	20,836
Feb 26	Cleveland	L 94-108	27-2	9-21	36-23	Milton-20	Richardson-7	Horford-5	Sexton-28	17,332
Feb 27	NEW YORK	W115-106	28-2	9-21	37-23	Harris-34	O'Quinn-10	Horford-9	Randle-30	20,175
Mar 1	L.A. CLIPPERS	L130-136	28-2	9-22	37-24	Milton-39	Horford-8	Horford-6	Leonard-30	19,068
Mar 3	EL.A. LAKERS	L107-120	28-2	9-23	37-25	Robinson-25	Horford-11	Milton-6	Davis-37	18,997
Mar 5	SACRAMENTO	W125-108	28-2	10-23	38-25	Harris-28	Harris-14	Horford-6	Fox-23	15,485
Mar 7	GOLDEN STATE	L114-118	28-2	10-24	38-26	Harris-24	Scott-10	Horford-7	Lee-24	18,064
							Horford-10			
Mar 11	DETROIT	W124-106	29-2	10-24	39-26	Embiid-30	Embiid-14	Horford-6	Wood-32	20,172
Mar 1	Indiana	L121-127	29-2	10-25	39-27	Embiid-41	Embiid-21	Simmons-4	Warren-33	1
								Embiid-4		
Aug 3	SAN ANTONIO	W132-130	30-2	10-25	40-27	Embiid-27	Embiid-9	Simmons-5	DeRozan-30	1
								Embiid-5		
Aug 5	Washington	W107-98	30-2	11-25	41-27	Embiid-29	Embiid-11	Horford-5	Joze, Robinson-19	1
Aug 7	ORLANDO	W108-101	31-2	11-25	42-27	Embiid-23	Harris-15	Milton-8	Bryant-19	1
						Richardson-23			Fournier-22	
Aug 9	Portland	L121-124	31-2	11-26	42-28	Harris-23	Thybulle-9	Richardson-6	Lillard-41	1
Aug 11	PHOENIX	L117-130	31-2	11-26	42-29	Burke-23	O'Quinn-11	O'Quinn-11	Booker-35	1
Aug 12	TORONTO	L121-125	31-4	11-26	42-30	Harris-22	Embiid-9	Tied with-5	Louvy-19	1
									Boucher-19	
Aug 14	Houston	W134-96	31-4	12-26	43-30	Harris-18	Scott-7	Neto-5	Harden-27	1
							Harris-7	O'Quinn-5		
								Burke-5		





# YEAR IN REVIEW

## 76ERS 2019-20 PLAYER SEASON HIGHS

PLAYER	MINUTES	FIELD GOALS	FREE THROWS	OFFENSIVE REBOUNDS	DEFENSIVE REBOUNDS	TOTAL REBOUNDS	ASSISTS	STEALS	TURNOVERS	BLOCKED SHOTS	POINTS
JONAH BOLDEN	9 JAN. 20 at Brk.	1 (2) JAN. 20 at Brk.	0	0	1 JAN. 20 at Brk.	1 JAN. 20 at Brk.	0	1 OCT. 30 vs Minn.	1 (2) JAN. 20 at Brk.	0	2 (2) JAN. 20 at Brk.
RYAN BROCKHOFF Dal.-Phi.	23 FEB. 1 vs Atl.	3 (3) JAN. 31 at Hou.	3T DEC. 22 at Tor.	2T FEB. 8 at Cha.	7C FEB. 8 at Cha.	9C FEB. 8 at Cha.	4C FEB. 8 at Cha.	2C FEB. 3 at Cha.	1 (6) FEB. 5 at N.Y.	17(4) FEB. 5 at Den.	9 (2) JAN. 31 at Brk.
TREY BURKE Phi.	27 DEC. 7 vs Clev.	9 DEC. 7 vs Clev.	3 (2) DEC. 27 at Orl.	3T DEC. 20 vs Dall.	4 DEC. 21 vs Wash.	5 (2) DEC. 21 vs Wash.	8 DEC. 7 vs Clev.	4T DEC. 7 vs Clev.	2 NOV. 29 at N.Y.	11 NOV. 8 at Den.	21 DEC. 7 vs Clev.
ALEC BURKS G.S.-Phi.	39 JAN. 20 at Port.	11 JAN. 20 at Port.	2 (14) JAN. 4 vs Det.	2 (14) AUG. 14 at Hou.	8 (3) NOV. 27 vs Chi.	10 NOV. 27 vs Chi.	8 (2) JAN. 20 at Port.	5C NOV. 22 at Sac.	5 (2) DEC. 15 at Port.	3C JAN. 20 at Port.	33 JAN. 20 at Port.
ALEC BURKS Phi.	30 FEB. 20 vs Brk.	9 AUG. 11 vs Phoe.	7 MAR. 3 at LA-L	2 (3) AUG. 14 at Hou.	6 MAR. 1 at LA-C	6 MAR. 1 at LA-C	5 AUG. 14 at Hou.	2 (5) AUG. 14 at Hou.	4 AUG. 1 at Ind.	0	23 AUG. 11 vs Phoe.
JOEL EMBIID	41 FEB. 20 vs Brk.	17C FEB. 24 vs Atl.	18 FEB. 20 vs Brk.	9C AUG. 1 at Ind.	18C DEC. 5 at Wash.	21 (2) AUG. 1 at Ind.	8 JAN. 6 vs Orl.	37(5) AUG. 5 at Wash.	8 (2) DEC. 5 at Wash.	4 FEB. 9 vs Chi.	49C FEB. 24 at Brk.
JAMES III ENNIS	27 (2) DEC. 2 vs Utah	5 (3) DEC. 28 at Miami	9C NOV. 29 at N.Y.	5 OCT. 30 vs Minn.	7 DEC. 7 vs Clev.	11 OCT. 30 vs Minn.	3 (2) NOV. 2 vs N.O.	3 NOV. 2 at Port.	3 OCT. 23 vs Bos.	2T DEC. 23 at Det.	20 NOV. 29 at N.Y.
TOBIAS HARRIS	46T FEB. 20 vs Brk.	14 (3) FEB. 27 vs N.Y.	9 JAN. 30 at Atl.	6 AUG. 7 vs Orl.	14 OCT. 23 vs Bos.	15 (2) AUG. 7 vs Orl.	7 (2) FEB. 27 vs N.Y.	3 FEB. 26 at Clev.	4 (5) DEC. 15 at Brk.	2 (13) AUG. 12 vs Tor.	35 DEC. 23 at Det.
AL HOFORD	36 (4) MAR. 7 at G.S.	13 NOV. 4 at Phoe.	5 OCT. 23 vs Bos.	5 (3) AUG. 7 vs Orl.	11 (2) JAN. 28 vs G.S.	16 OCT. 30 vs Minn.	9 FEB. 27 vs N.Y.	3 (2) FEB. 26 at Clev.	4 (2) AUG. 9 at Atl.	4 OCT. 28 at Atl.	32 NOV. 4 at Phoe.
FURKAN KORMAZ	34 (2) NOV. 22 vs S.A.	13C FEB. 7 vs Mem.	6T(2) AUG. 12 vs Tor.	3T FEB. 7 vs Mem.	6T(2) FEB. 24 vs Atl.	6 (3) FEB. 24 vs Atl.	4 (2) AUG. 12 vs Tor.	37(4) MAR. 5 at Sac.	37(4) MAR. 7 at G.S.	2C(3) JAN. 28 vs G.S.	34C FEB. 7 vs Mem.
SHAKE MILTON	40C MAR. 1 at LA-C	14C MAR. 1 at LA-C	8C JAN. 30 at Atl.	2 JAN. 30 at G.S.	8C JAN. 25 vs LA-L	9C JAN. 25 vs LA-L	8C FEB. 7 at LA-L	4C MAR. 3 at LA-L	5C MAR. 3 at LA-L	2 FEB. 27 vs N.Y.	39C MAR. 1 at LA-C
RAUL NETO	30 (2) NOV. 8 at Den.	9T AUG. 11 vs Hou.	5 AUG. 14 at Hou.	3C FEB. 1 at Bos.	3 (4) AUG. 14 at Bos.	4 FEB. 1 at Bos.	6 (2) DEC. 7 vs Clev.	3T NOV. 6 at Utah	4 NOV. 6 at Utah	2T JAN. 18 at N.Y.	22T AUG. 11 vs Phoe.
KYLE O'QUINN	32 AUG. 11 vs Phoe.	5 (2) DEC. 7 vs Clev.	2 (4) MAR. 1 at LA-C	4 (2) FEB. 3 at Miami	9 AUG. 11 vs Phoe.	11 DEC. 7 vs Clev.	11C AUG. 11 vs Phoe.	2 (2) AUG. 11 vs Phoe.	3 FEB. 26 at Clev.	4 (2) FEB. 26 at Clev.	11 NOV. 8 at Den.
NORVEL PELLE	21C DEC. 15 at Brk.	37(3) AUG. 14 at Hou.	3C NOV. 29 at N.Y.	3C(2) AUG. 11 vs Phoe.	6C(2) JAN. 15 vs Brk.	8C DEC. 7 vs Clev.	2C(2) JAN. 18 at N.Y.	1C(3) AUG. 12 vs Tor.	2C(5) AUG. 11 vs Phoe.	4C NOV. 29 at N.Y.	6T(3) AUG. 14 at Hou.
JOSH RICHARDSON	40 DEC. 28 at Miami	13 AUG. 9 at Port.	10C JAN. 9 vs Bos.	3 (2) DEC. 25 at Clev.	7 FEB. 26 at Clev.	7 (5) FEB. 26 at N.Y.	8 OCT. 30 vs Minn.	7T JAN. 18 at N.Y.	3 JAN. 15 vs Brk.	3 (2) JAN. 15 at Port.	34
GLENN III ROBINSON G.S.-Phi.	42 NOV. 8 at Minn.	10C(2) MAR. 7 at LA-L	5C MAR. 7 at G.S.	5C NOV. 6 at Hou.	8 FEB. 9 vs Mem.	11 FEB. 9 at Hou.	7C FEB. 3 at Wash.	4C FEB. 22 at Milw.	3T JAN. 10 at LA-C	1 (16) MAR. 3 at G.S.	25C(3) MAR. 3 at LA-L
GLENN III ROBINSON Phi.	31 MAR. 3 at LA-L	10T MAR. 3 at LA-L	5C MAR. 7 at G.S.	4 FEB. 26 at Clev.	5 MAR. 7 at G.S.	7 AUG. 11 vs Phoe.	3 FEB. 22 at G.S.	4C FEB. 22 at Milw.	1 (5) FEB. 22 at G.S.	1 (2) MAR. 7 at G.S.	25T MAR. 3 at LA-L
MIKE SCOTT	36 MAR. 3 at LA-L	9 DEC. 7 vs Clev.	3 (2) AUG. 14 at Hou.	5 JAN. 20 at Brk.	7 (2) MAR. 3 at LA-L	10 MAR. 7 at G.S.	4 MAR. 5 at Sac.	2 (3) MAR. 1 at Ind.	2 (2) NOV. 30 at LA-L	1 (5) MAR. 1 at LA-L	21 DEC. 7 vs Clev.
MARIAL SHAYOK	10C AUG. 12 at Hou.	1C(3) AUG. 14 at Hou.	2C AUG. 14 at Hou.	1C AUG. 14 at Hou.	2C(2) AUG. 12 at Tor.	2C(3) AUG. 12 at Hou.	1C FEB. 7 vs Mem.	0C AUG. 14 at Hou.	1C(3) AUG. 12 at Tor.	1C AUG. 12 at Hou.	5C AUG. 14 at Hou.
BEN SIMMONS	46 NOV. 15 at Orl.	13T JAN. 3 at Hou.	11 JAN. 30 at Atl.	7C NOV. 15 at Orl.	11 (3) JAN. 13 at Ind.	15 JAN. 6 vs Orl.	17C DEC. 23 at Det.	7C(2) NOV. 4 at Phoe.	8 JAN. 22 at Tor.	4T JAN. 3 at Hou.	34C(2) JAN. 20 at Brk.
ZHAIRE SMITH	10 JAN. 28 vs G.S.	1 (3) FEB. 7 vs Mem.	1 (2) JAN. 30 at Atl.	0	1 (2) JAN. 30 at Atl.	1 (2) JAN. 30 at Atl.	1 (2) JAN. 30 at Atl.	17(3) FEB. 3 at Miami	1 (2) FEB. 3 vs Mem.	0	3 JAN. 28 vs G.S.
MATISSE THYBULLE	36C(2) JAN. 25 vs LA-L	6C DEC. 9 vs Tor.	4C OCT. 30 vs Minn.	4C OCT. 30 at Port.	9C AUG. 9 at Port.	9C AUG. 9 at Port.	6C JAN. 25 at Wash.	5C JAN. 25 at LA-L	4C OCT. 26 at Det.	4C JAN. 15 vs Brk.	20C DEC. 8 vs Tor.
76ERS High Games	265 (3) vs Brk.	57 DEC. 7 vs Clev.	32 (4) FEB. 20 at Ind.	20 OCT. 23 at Bos.	50 OCT. 23 at Bos.	62 OCT. 23 at Bos.	43 DEC. 7 vs Minn.	14 (2) JAN. 23 vs LA-L	23 JAN. 25 at Brk.	13 DEC. 15 at Brk.	141 DEC. 7 vs Clev.
76ERS Low Games	240 (70) AUG. 14 at Hou.	31 (2) FEB. 1 at Bos.	8 (3) FEB. 6 at Milw.	2 JAN. 28 vs G.S.	23 (2) AUG. 11 vs Phoe.	31 FEB. 26 at Clev.	15 FEB. 1 at Bos.	3 (3) MAR. 7 at G.S.	4 JAN. 11 at Dall.	0 (2) JAN. 6 vs Orl.	89 DEC. 15 at Brk.
OPPONENTS High Games	265 (3) FEB. 20 vs Brk.	49 AUG. 11 vs Phoe.	35 NOV. 15 at Orl.	15 FEB. 20 at Brk.	51 FEB. 6 at Milw.	60 FEB. 6 at Milw.	35 (2) FEB. 22 at Milw.	13 (3) FEB. 7 at Mem.	23 OCT. 26 at Det.	11 NOV. 8 at Den.	137 FEB. 3 at Miami
OPPONENTS Low Games	240 (70) AUG. 14 at Hou.	30 NOV. 23 at Hou.	1 NOV. 27 vs Sac.	1 AUG. 14 at Hou.	24 (4) AUG. 1 at Ind.	27 AUG. 1 at Hou.	12 (2) NOV. 23 vs Miami	2 (3) FEB. 3 vs N.Y.	3 FEB. 3 at Miami	0 (2) DEC. 7 vs Clev.	86 NOV. 23 at Miami

"C" indicates a new career-high, "T" a tied career-high.

Numbers in parentheses indicate the number of games in which a player or team has reached a given total (if more than one).





# YEAR IN REVIEW

## 76ERS 2019-20 SEASON BREAKDOWN

	RECORD	HOME	ROAD	OT	
OVERALL	43-30	31- 4	12-26	1- 2	Head Coach: Brett Brown
Atlantic	11- 5	7- 1	4- 4	1- 0	Overall: 7 Years 221 Won 344 Lost .391 Pct.
Central	10- 6	7- 0	3- 6		W/Club : 7 Years 221 Won 344 Lost .391 Pct.
Southeast	7- 7	5- 1	2- 6	0- 1	
EASTERN	28-18	19- 2	9-16	1- 1	
Southwest	5- 3	4- 1	1- 2		
Northwest	5- 4	4- 0	1- 4	0- 1	
Pacific	5- 5	4- 1	1- 4		
WESTERN	15-12	12- 2	3-10	0- 1	

### TEAM WINNING & LOSING STREAKS:

OVERALL	HOME	ROAD
Win - 1	Loss- 2	Win - 1
Long:Win - 5	Win - 17	Win - 3
Loss- 4	Loss- 2	Loss- 9
Last:Win -08/14 @ HOU 134-96	Win -08/07 vsORL 108-101	Win -08/14 @ HOU 134-96
Loss-08/12 vsTOR 121-125	Loss-08/12 vsTOR 121-125	Loss-08/09 @ POR 121-124

	WON	LOST	OFFENSE	VsOPP	HOME ATTENDANCE
Oct.	4	0			
Nov.	10	6	100+ 39-17	If Opp W/L to date:	35 Games
Dec.	9	7	100< 4-13	.500+ 17-21	639,495 Total
Jan.	8	5	Defense	.500- 25- 9	18,271 Average
Feb.	6	5	100+ 27-29		21,109 High
Mar.	2	3	100< 16- 1		31 Sellouts
Apr.					

After 73 games last season: W 47 L 26 After 74 games last season: W 47 L 27

MARGINS	1	2	3	4	5	6	7	8	9	10	11	12	13	14	15	16	17	18	19	20	21	22	23
Won By:	2	2	2	2	2	6	5	2	3		5	2		1		1	4	1	1		1		
Lost By:	2	1	2	3	2	4		1		2	1	1	2	1	1			2	1	1	2		
	24	25	26	27	28	29	30	31	32	33	34	35	36	37	38	39	40	41	42	43	44	45	46+
Won By:					1											1						1	
Lost By:								1															

At Start Of:	OVERALL	HOME	ROAD	FG%	OVERALL	HOME	ROAD
2nd- Ahead:	30-19	24- 3	6-16	-44%	12-18	8- 2	4-16
-Behind:	12-11	6- 1	6-10	45-49%	11- 9	8- 2	3- 7
- Tied:	1- 0	1- 0	0- 0	50-54%	18- 3	14- 0	4- 3
3rd- Ahead:	29- 9	23- 1	6- 8	55-59%	1- 0	0- 0	1- 0
-Behind:	12-19	6- 3	6-16	+60%	1- 0	1- 0	0- 0
- Tied:	2- 2	2- 0	0- 2				
4th- Ahead:	31- 7	23- 0	8- 7				
-Behind:	9-22	6- 4	3-18				
- Tied:	3- 1	2- 0	1- 1				





## YEAR IN REVIEW

### 76ERS 2019-20 SEASON TRANSACTIONS

- June 20:** Traded pick No. 34 in the 2019 NBA Draft to Atlanta for pick No. 57 and conditional 2020 and 2023 second-round picks
- June 20:** Traded pick No. 42 in the 2019 NBA Draft and Jonathon Simmons to Washington for cash considerations
- June 20:** Drafted Marial Shayok No. 54 overall in the 2019 NBA Draft
- June 20:** Traded pick No. 57 in the 2019 NBA Draft to Detroit for a conditional 2024 second-round pick and cash considerations
- June 21:** Acquired the draft rights to Matisse Thybulle (No. 20 pick in 2019 NBA Draft) from Boston in exchange for the draft rights to Carsen Edwards (No. 33) and Ty Jerome (No. 24)
- June 24:** Waived Haywood Highsmith
- July 1:** Signed Norvel Pelle to a two-way contract
- July 3:** Signed Matisse Thybulle
- July 6:** Acquired Josh Richardson as part of a four-team trade involving Miami, Portland and the L.A. Clippers
- July 7:** Signed Shake Milton to an NBA contract. He was previously signed to a two-way contract.
- July 7:** Signed Marial Shayok to a two-way contract
- July 10:** Signed Al Horford
- July 10:** Re-signed Tobias Harris
- July 10:** Re-signed Mike Scott
- July 11:** Signed Kyle O'Quinn
- July 11:** Signed Raul Neto
- July 12:** Re-signed James Ennis III
- July 16:** Signed Ben Simmons to a five-year contract extension
- July 19:** Signed Christ Koumadje
- July 25:** Signed Furkan Korkmaz
- July 30:** Signed Trey Burke
- Aug. 8:** Signed Isaiah Miles
- Sept. 25:** Signed Haywood Highsmith
- Oct. 19:** Waived Haywood Highsmith, Christ Koumadje and Isaiah Miles
- Oct. 19:** Signed Shizz Alston Jr., Jared Brownridge, Terry Harris, Xavier Munford and Julian Washburn. The five players were later waived.
- Feb. 6:** Acquired Alec Burks and Glenn Robinson III from Golden State in a trade for three second-round picks
- Feb. 6:** Acquired a 2020 Los Angeles Lakers second-round draft pick from Orlando in exchange for James Ennis III
- Feb. 6:** Waived Trey Burke
- Feb 7:** Signed Novel Pelle
- Feb. 7:** Waived Jonah Bolden
- June 27:** Signed Ryan Broekhoff



# YEAR IN REVIEW

## 2019-20 INDIVIDUAL & OPPONENT SINGLE GAME HIGHS

	INDIVIDUAL	INDIV. OPPONENT	76ERS	OPPOSING TEAM
MIN	46:12, Tobias Harris vs. BRK (OT) 2/20/20	41:34, Jimmy Butler at MIA 12/28/19 (OT) 41:34, Fred VanVleet at TOR 1/22/20		
FG	17, Joel Embiid vs. ATL 2/24/20	20, T.J. Warren at IND, 8/1/20	57, vs CLE 12/7/19	49, vs. PHO 8/11/20
FGA	29, Tobias Harris at IND 8/1/20	29, T.J. Warren at IND 8/1/20 29, Caris LeVert, vs. BRK (OT) 2/20/20	107, at POR, 11/2/19	102, vs. BRK (OT) 2/20/20 97, vs. ATL 2/24/20
3FG	7, Shake Milton at LAC 3/1/20 7, Furkan Korkmaz vs. MEM 2/7/20	9, T.J. Warren at IND 8/1/20	21, at LAC 3/1/20 21, vs MIL 12/25/19	19, at POR, 11/2/19
3FGA	12, Al Horford at MIL 2/6/20	13, Kemba Walker at BOS 12/12/19 13, Davis Bertans at WAS 12/5/19	46, at TOR 1/22/20	48, at HOU 8/14/20
FT	18, Joel Embiid vs. BRK (OT) 2/20/20 16, Joel Embiid at UTA 11/6/19	18, Trae Young at ATL 1/30/20	32, vs. BRK (OT) 2/20/20 32, at ATL 1/30/20 32, vs IND 11/30/19 32, at NY 11/29/19	35, at OKC, 11/15/19 (OT) 33, at LAC 3/1/20
FTA	19, Joel Embiid vs. BRK (OT) 2/20/20 18, Joel Embiid at UTA 11/6/19	20, Trae Young at ATL 1/30/20	45, at ATL 1/30/20	41, at LAC 3/1/20 41, at OKC, 11/15/19 (OT) 41, at BOS 1/2/20
OREB	9, Joel Embiid at IND 8/1/20	9, Steven Adams vs OKC 1/6/20	20, at IND 8/1/20	15, vs. BRK (OT) 2/20/20 15, vs. CHI 2/9/20
DREB	18, Joel Embiid at WAS 12/5/19	17, Giannis Antetokounmpo at MIL 2/22/20 17, Giannis Antetokounmpo at MIL 2/6/20	50, vs. BOS 10/23/19	51, at MIL 2/6/20
REBS	21, Joel Embiid at IND 8/1/20 21, Joel Embiid at WAS 12/5/19	20, Giannis Antetokounmpo at MIL 2/6/20 20, John Collins at ATL 1/30/20	62, vs. BOS 10/23/19	60, at MIL 2/6/20
AST	17, Ben Simmons at DET 12/23/19	18, Trae Young, at ATL 1/30/20	43, vs CLE 12/7/19	35, at MIL 2/22/20 35, at IND 12/31/19
STL	7, Ben Simmons at PHO, 11/4/19 7, Ben Simmons at DET, 10/26/19	6, Alex Caruso vs. LAL 1/25/20	14, vs MIN 10/30/19 14, at DET 10/26/19	13, vs. MEM 2/7/20 13, vs MIN, 10/30/19
BLK	4, Kyle O'Quinn at CLE 2/26/20 4, Joel Embiid vs. CHI 2/9/20 4, Matisse Thybulle vs. BRK 1/15/20 4, Ben Simmons at HOU 1/3/20 4, Kyle O'Quinn vs CLE 12/7/19 4, Norvel Pelle at NY 11/29/19 4, Al Horford at ATL, 10/28/19	4, Jonas Valanciunas vs. MEM 2/7/20	13, at BRK 12/15/19	11, at DEN, 11/8/19
TO	8, Ben Simmons at TOR 1/22/20 8, Joel Embiid at WAS 12/5/19 8, Joel Embiid at DEN, 11/8/19	9, Zach LaVine vs. CHI 2/9/20	22, vs MIN 10/30/19 22, at DET 10/26/19	23, at DET, 10/26/19
PTS	49, Joel Embiid vs. ATL 2/24/20	53, T.J. Warren at IND 8/1/20	141, vs CLE 12/7/19	137, at MIA 2/3/20





## YEAR IN REVIEW

### GAMES MISSED DUE TO INJURY/ILLNESS

Name	GAMES	REASON	DATES MISSED
Joel Embiid	2	Injury Maintenance, Left Knee Soreness	11/13 and 12/31
	1	Right Ankle Sprain, Sutures for Lip laceration	10/26
	1	Left Hip; Contusion	12/7
	1	Upper Respiratory Illness	12/15
	9	Left Hand; Torn Radial Collateral Ligament	1/9-1/25
	5	Left Shoulder; Sprain	2/27-3/7
	1	Left Ankle; Injury	8/11
Al Horford	2	Left Knee; Soreness	12/12-12/13
	2	Left Knee; Soreness	1/30; 8/11
Shake Milton	6	Bone Bruise, Mild Sprain, Left Knee	10/30-11/10
	1	Upper Respiratory Illness	11/27
Ben Simmons	2	Sprained AC Joint, Right Shoulder	11/8-11/10
	1	Lower Back Soreness	2/20
	8	Nerve impingement; Lower Back	2/24-3/11
	5	Left Knee; Patella Subluxation; Surgery	8/7-8/14
Josh Richardson	2	Right Hip Flexor; Tightness	11/20-11/22
	6	Right Hamstring; Tightness	11/29-12/8
	6	Left Hamstring; Strain	1/25-2/6
	3	Concussion Protocol	3/3-3/7
Furkan Korkmaz	1	Left Ankle Sprain	11/24
Kyle O'Quinn	3	Left Calf; Strain	11/25-11/29
Matisse Thybulle	7	Right knee; Sprain and bone bruise	12/23-1/6
Norvel Pelle	2	Upper Respiratory Illness	2/24-2/26
Glenn Robinson III	6	Left Hip; Pointer	8/1-8/7; 8/12-8/14
Mike Scott	3	Right Knee; Soreness	8/1-8/5
Tobias Harris	1	Right Ankle; Soreness	8/11
Alec Burks	1	Left Foot; Soreness	8/12
<b>Totals</b>	<b>265</b>		



# YEAR IN REVIEW

## 2019-20 TEAM LEADERS

	PTS	REB	AST	STL	BLK
Embiid	30 (5)	36 (1)	4 (3)	6 (4)	20 (9)
Harris	20 (2)	11 (3)	4 (1)	10 (9)	14 (12)
Horford	2	10 (3)	13 (2)	9 (8)	24 (15)
O'Quinn	-	4 (1)	3 (2)	2 (1)	6 (1)
B. Simmons	10 (1)	15 (4)	45 (5)	30 (12)	8 (7)
Thybulle	-	1	-	20 (11)	16 (8)
Richardson	8 (1)	1	6 (3)	12 (7)	7 (7)
Ennis III	-	-	-	5 (4)	3 (3)
Korkmaz	4 (1)	-	1 (1)	11 (7)	3 (2)
Neto	-	-	3 (2)	1 (1)	2 (2)
Burke	-	-	1	2 (1)	-
Pelle	-	-	-	-	11 (6)
Scott	-	2 (2)	-	3 (2)	2 (2)
Milton	3 (1)	-	5 (1)	5 (3)	2 (2)
Smith	-	-	-	2 (2)	-
Robinson III	1	-	-	2 (1)	1 (1)
Burks	1	-	1 (1)	-	-

\*Ties in parentheses

## 2019-20 OUTSTANDING PERFORMERS

	10+ POINTS	20+ POINTS	REB	AST	STL	BLK	DBL-DBL	TRP-DBL
Embiid	47	34	38	-	5	5	37	-
Harris	67	35	12	-	1	-	11	-
Horford	42	7	10	-	2	2	6	-
Milton	17	4	-	-	2	-	-	-
Richardson	35	11	-	-	4	2	-	-
Scott	14	1	1	-	-	-	-	-
B. Simmons	49	15	18	19	20	1	31	6
Thybulle	5	1	-	-	11	3	-	-
Korkmaz	31	6	-	-	4	-	-	-
Ennis III	8	1	1	-	1	-	-	-
Neto	9	1	-	-	1	-	-	-
O'Quinn	2	-	4	1	-	2	2	-
Burke	6	1	-	-	1	-	-	-
Pelle	-	-	-	-	-	4	-	-
Robinson III	4	1	-	-	1	-	-	-
Burks	10	3	-	-	-	-	-	-





# YEAR IN REVIEW

## 76ERS 2019-20 QUARTER-BY-QUARTER SCORING

### PHILADELPHIA 76ERS

DATE	OPP	H/A	W/L	GM	1ST					2ND					TOTAL	1ST					2ND					TOTAL
					1ST	2ND	HALF	3RD	4TH	HALF	OTS	1ST	2ND	HALF		3RD	4TH	HALF	OTS							
23-Oct	BOS	H	W	1	20	29	49	28	30	58				107	25	23	48	20	25	45		93				
26-Oct	DET	A	W	2	28	26	54	29	34	63				117	29	28	57	26	28	54		111				
28-Oct	ATL	A	W	3	31	32	63	19	23	42				105	40	25	65	18	20	38		113				
30-Oct	MIN	H	W	4	32	30	62	30	25	55				117	24	19	43	35	17	52		95				
2-Nov	POR	A	W	5	27	30	57	35	37	72				129	32	36	68	34	26	60		128				
4-Nov	PHO	A	L	6	31	30	61	21	27	48				109	29	26	55	26	33	59		114				
6-Nov	UTA	A	L	7	29	27	56	17	31	48				104	26	32	58	26	22	48		106				
8-Nov	DEN	A	L	8	24	33	57	27	13	40				97	18	24	42	23	35	58		100				
10-Nov	CHA	H	W	9	33	20	53	35	26	61				114	24	34	58	23	25	48		106				
12-Nov	CLE	H	W	10	24	30	54	28	16	44				98	21	27	48	30	19	49		97				
13-Nov	ORL	A	L	11	30	23	53	29	15	44				97	31	22	53	27	32	59		112				
15-Nov	OKC	A	L	12	29	20	49	34	24	58				119	24	30	54	26	27	53	20	127				
17-Nov	CLE	A	W	13	33	35	68	27	19	46				114	22	22	44	25	26	51		95				
20-Nov	NYK	H	W	14	27	26	53	21	35	56				109	25	26	51	28	25	53		104				
22-Nov	SA	H	W	15	29	30	59	28	28	56				115	22	30	52	28	24	52		104				
23-Nov	MIA	H	W	16	28	27	55	37	21	58				113	13	22	35	24	27	51		86				
25-Nov	TOR	A	L	17	34	15	49	31	16	47				96	28	23	51	30	20	50		101				
27-Nov	SAC	H	W	18	25	22	47	29	21	50				97	18	28	46	19	26	45		91				
29-Nov	NYK	A	W	19	18	21	39	31	31	62				101	31	20	51	17	27	44		95				
30-Nov	IND	H	W	20	38	27	65	28	26	54				119	29	36	65	28	23	51		116				
2-Dec	UTA	H	W	21	31	29	60	25	18	43				103	23	19	42	24	28	52		94				
5-Dec	WAS	A	L	22	33	22	55	26	32	58				113	25	40	65	26	28	54		119				
7-Dec	CLE	H	W	23	36	41	77	31	33	64				141	18	18	36	26	32	58		94				
8-Dec	TOR	H	W	24	27	30	75	29	24	53				110	22	20	42	26	36	62		104				
10-Dec	DEN	H	W	25	26	29	55	28	14	42				97	27	23	50	26	16	42		92				
12-Dec	BOS	A	W	26	28	28	56	25	34	59				115	34	25	59	21	29	50		109				
13-Dec	NO	H	W	27	39	23	62	30	24	54				116	25	32	57	25	27	52		109				
15-Dec	BRK	A	L	28	23	20	43	23	23	46				89	28	29	57	26	26	52		108				
18-Dec	MIA	H	L	29	29	19	48	26	30	56				104	19	27	56	26	26	52		109				
20-Dec	DAL	H	L	30	28	29	57	20	21	41				98	35	28	63	25	29	54		117				
21-Dec	WAS	H	W	31	32	33	65	23	37	60				125	25	28	53	27	28	55		108				
23-Dec	DET	A	W	32	30	30	60	34	31	65				125	23	29	52	34	23	57		109				
25-Dec	MIL	H	W	33	38	31	69	31	21	52				121	30	18	48	25	36	61		109				
27-Dec	ORL	A	L	34	21	26	47	21	29	50				98	19	27	46	25	27	52		97				
28-Dec	MIA	A	L	35	33	26	59	20	29	49				116	28	26	54	31	23	54	9	117				
31-Dec	IND	A	L	36	27	16	43	23	31	54				97	29	38	76	29	19	48		115				
3-Jan	HOU	A	L	37	27	26	53	31	24	55				108	20	40	60	36	22	58		118				
6-Jan	OKC	H	W	38	31	31	62	28	30	58				120	31	21	52	34	27	61		113				
9-Jan	BOS	H	W	39	26	22	48	29	32	61				109	35	20	55	25	18	43		98				
11-Jan	DAL	A	L	40	22	28	50	16	25	41				91	20	21	41	32	36	68		105				
13-Jan	IND	A	L	41	23	26	49	20	26	46				101	22	18	40	29	32	61		95				
15-Jan	BRK	H	W	42	25	29	54	32	31	63				117	28	29	57	33	16	49		106				
17-Jan	CHI	H	W	43	21	25	46	35	19	54				100	24	23	47	24	18	42		89				
18-Jan	NYK	A	W	44	28	24	52	18	20	38				90	25	21	46	23	18	41		87				
20-Jan	BRK	A	W	45	29	35	64	26	27	53				117	32	36	68	23	20	43		111				
22-Jan	TOR	A	L	46	35	15	50	22	23	45				95	26	24	59	26	31	57		107				
25-Jan	LAL	H	W	47	35	24	59	26	23	49				108	25	25	50	23	18	41		91				
29-Jan	GSW	H	W	48	26	33	59	27	29	56				115	27	27	54	28	22	50		104				
31-Jan	ATL	A	L	49	31	36	67	25	25	50				117	39	35	74	25	28	53		127				
1-Feb	BOS	A	L	50	19	32	51	16	28	44				95	32	27	59	27	30	57		116				
3-Feb	MIA	A	L	51	26	26	52	25	29	54				106	30	26	56	41	40	81		137				
6-Feb	MIL	A	L	52	26	25	51	23	27	50				101	22	23	54	32	26	58		112				
7-Feb	MEM	H	W	53	26	32	58	39	22	61				119	25	19	44	22	41	63		107				
9-Feb	CHI	H	W	54	38	22	60	23	35	58				118	25	30	55	28	28	56		111				
11-Feb	LAC	H	W	55	30	24	54	27	29	56				110	22	32	54	23	26	49		103				
20-Feb	BRK	H	W	56	26	16	42	35	26	61				112	20	32	52	26	25	51	1	104				
22-Feb	MIL	A	L	57	21	29	50	23	25	48				98	31	25	56	37	26	63		119				
24-Feb	ATL	H	W	58	41	28	69	22	38	60				129	24	28	52	40	20	60		112				
26-Feb	CLE	A	L	59	17	27	44	24	26	50				94	28	27	55	22	31	53		108				
27-Feb	NYK	H	W	60	26	35	61	26	28	54				115	21	25	46	33	27	60		106				
1-Mar	LAC	A	L	61	39	33	72	24	34	58				136	34	36	70	38	28	66		130				
3-Mar	LAL	A	L	62	35	19	54	26	27	53				107	28	37	65	31	24	55		120				
5-Mar	SAC	A	W	63	32	31	63	33	29	62				125	30	23	53	27	28	55		108				
7-Mar	GSW	A	L	64	26	31	57	33	24	57				114	21	34	55	27	36	63		118				
11-Mar	DET	H	W	65	35	36	70	29	25	54				124	29	26	55	29	22	51		106				
1-Aug	IND	A	L	66	29	26	55	32	34	66				121	35	26	61	20	46	66		127				
3-Aug	SA	H	W	67	35	29	64	35	33	68				132	32	30	62	25	43	68		130				
5-Aug	WAS	A	W	68	26	28	54	23	30	53				107	20	27	47	27	24	51		98				
7-Aug	ORL	H	W	69	25	23	48	29	31	60				108	23	27	50	29	22	51		101				
9-Aug	POR	A	L	70	19	39	58	34	29	63				121	33	34	67	24	33	57		124				
11-Aug	PHO	H	L	71	27	31	58	32	27	59				117	23	40	63	32	35	67		130				
12-Aug	TOR	H	L	72	32	30	62	26	33	59				121	25	30	55	35	35	70		125				
14-Aug	HOU	A	W	73	39	32	71	32	31	63				134	26	21	47	30	19	49		96				
TOTALS					2105	2003	4125	1985	1963	3948	29	8097					1914	1995	3936	2001	1961	3962	30	7897		
AVERAGES					28.8	27.4	56.25	27.2	26.9	54.41	0.0	110.9						26.2	27.3	53.9	27.4	26.9	54.3	0.0	108.9	





# YEAR IN REVIEW

## 76ERS 2019-20 MISCELLANEOUS SCORING

PHILADELPHIA 76ERS														OPPONENTS													
				BENCH		IN THE		SECOND		FAST		PTS OFF		BENCH				IN THE		SECOND		FAST		PTS OFF			
DATE	OPP	H/A	W/L	PTS	AVG	PAINT	AVG	CHANCE	AVG	BREAK	AVG	TO'S	AVG	PTS	AVG	PAINT	AVG	CHANCE	AVG	BREAK	AVG	TO'S	AVG	PTS	AVG		
23-OCT	BOS	H	W	1	42	42.0	58	58.0	17	17.0	14	14.0	11	11.0	15	15.0	44	44.0	16	16.0	8	8.0	20	20.0			
26-OCT	DET	A	W	2	42	42.0	50	54.0	6	11.5	7	10.5	31	21.0	69	42.0	54	49.0	12	14.0	10	9.0	23	21.5			
28-OCT	ATL	A	W	3	24	36.0	46	51.3	14	12.3	8	9.7	24	22.0	39	41.0	42	46.7	8	12.0	2	6.7	17	20.0			
30-OCT	MIN	H	W	4	40	37.0	60	53.5	30	16.8	15	11.0	29	23.8	35	39.5	42	45.5	4	10.0	18	9.5	12	18.0			
2-NOV	POR	A	W	5	43	38.2	84	59.6	19	17.2	23	13.4	24	23.8	35	38.6	40	44.4	5	9.0	14	10.4	11	16.6			
4-NOV	PHO	A	L	6	19	35.0	32	55.0	6	15.3	8	12.5	19	23.0	19	35.3	48	45.0	4	8.2	15	11.2	23	17.7			
6-NOV	UTA	A	L	7	28	34.0	44	53.4	10	14.6	9	12.0	17	22.1	28	34.3	48	45.4	15	9.1	13	11.4	18	17.7			
8-NOV	DEN	A	L	8	37	34.4	32	50.8	12	14.3	6	11.3	14	21.1	12	31.5	46	45.5	4	8.5	18	12.3	21	18.1			
10-NOV	CHA	H	W	9	47	35.8	58	51.6	14	14.2	8	10.9	15	20.4	46	33.1	42	45.1	10	8.7	14	12.4	26	19.0			
12-NOV	CLE	H	W	10	21	34.3	56	52.0	19	14.7	25	12.3	14	19.8	32	33.0	58	46.4	14	9.2	13	12.5	16	18.7			
13-NOV	ORL	A	L	11	29	33.8	56	52.4	6	13.9	14	12.5	13	19.2	36	33.3	48	46.5	8	9.1	20	13.2	19	18.7			
15-NOV	OKC	A	L	12	11	31.9	50	52.6	16	14.1	8	12.1	19	19.2	22	32.3	52	47.0	10	9.2	10	12.5	14	18.4			
17-NOV	CLE	A	W	13	44	32.8	58	52.6	2	13.2	17	12.5	16	18.9	28	32.0	48	47.1	17	9.8	8	12.9	14	18.1			
20-NOV	NYK	H	W	14	45	33.7	40	51.7	10	12.9	19	12.9	20	19.0	29	31.8	30	45.9	11	9.9	9	12.3	14	18.1			
22-NOV	SA	H	W	15	23	33.0	44	51.2	16	13.1	17	13.2	12	18.5	38	32.2	48	46.0	6	9.6	15	12.5	7	17.3			
23-NOV	MIA	H	W	16	19	32.1	34	50.1	8	12.8	16	13.4	24	18.9	53	33.5	36	45.4	15	9.9	7	12.1	14	17.1			
25-NOV	TOR	A	L	17	32	32.1	28	48.8	7	12.5	7	13.0	6	18.1	27	33.1	44	45.3	11	10.0	13	12.2	14	16.9			
27-NOV	SAC	H	W	18	19	31.4	38	48.2	9	12.3	23	13.6	11	17.7	43	33.7	40	45.0	11	10.1	18	12.5	17	16.9			
29-NOV	NYK	A	W	19	31	31.4	36	47.6	12	12.3	6	13.2	14	17.5	18	32.8	42	44.8	11	10.1	5	12.1	18	17.0			
30-NOV	IND	H	W	20	23	31.0	46	47.5	9	12.1	11	13.1	23	17.8	28	32.6	44	44.8	8	10.0	14	12.2	16	17.0			
2-DEC	UTA	H	W	21	23	30.6	36	47.0	13	12.1	17	13.2	19	17.9	29	32.4	60	45.5	6	9.8	15	12.3	12	16.7			
5-DEC	WAS	A	L	22	18	30.0	48	47.0	9	12.0	7	13.0	10	17.5	40	32.8	38	45.2	21	10.3	10	12.2	30	17.3			
7-DEC	CLE	H	W	23	58	31.2	82	48.0	12	12.0	30	13.7	29	18.0	47	33.4	52	45.5	14	10.5	7	12.0	9	17.0			
8-DEC	TOR	H	W	24	44	31.8	44	48.3	8	11.8	12	13.6	16	17.9	41	33.7	54	45.8	20	10.9	15	12.1	28	17.4			
10-DEC	DEN	H	W	25	34	31.8	38	47.9	16	12.0	19	13.8	12	17.7	27	33.4	48	45.9	4	10.6	9	12.0	15	17.3			
12-DEC	BOS	A	W	26	18	31.3	44	47.8	18	12.2	10	13.7	9	17.3	22	33.0	48	46.0	17	10.8	10	11.9	12	17.1			
13-DEC	NO	H	W	27	24	31.0	56	48.1	19	12.5	10	13.6	14	17.2	35	33.1	46	46.0	10	10.8	14	12.0	13	17.0			
15-DEC	BRK	A	L	28	23	30.8	54	48.3	12	12.5	8	13.4	14	17.1	40	33.3	64	46.6	15	11.0	23	12.4	21	17.1			
18-DEC	MIA	H	L	29	39	30.3	48	48.3	17	12.6	16	13.4	11	16.9	24	33.0	46	46.6	14	11.1	14	12.4	17	17.1			
20-DEC	DAL	H	L	30	27	30.2	38	47.9	8	12.5	18	13.6	19	17.0	37	33.1	48	46.7	8	11.0	17	12.6	23	17.3			
21-DEC	WAS	H	W	31	40	30.5	54	48.1	17	12.6	19	13.8	12	16.8	34	33.2	46	46.6	15	11.1	15	12.7	11	17.1			
23-DEC	DET	A	W	32	36	30.7	62	48.6	16	12.7	13	13.8	17	16.8	69	34.3	54	46.9	10	11.1	15	12.8	22	17.3			
25-DEC	MIL	H	W	33	24	30.5	34	48.1	16	12.8	18	13.9	7	16.5	39	34.4	54	47.1	13	11.1	16	12.8	11	17.1			
27-DEC	ORL	A	L	34	14	30.0	32	47.6	14	12.9	15	13.9	12	16.4	26	34.2	44	47.0	11	11.1	7	12.7	12	16.9			
28-DEC	MIA	A	L	35	30	30.0	46	47.6	10	12.8	17	14.0	14	16.3	48	34.6	48	47.0	10	11.1	15	12.7	21	17.0			
31-DEC	IND	A	L	36	41	30.3	46	47.6	13	12.8	8	13.8	7	16.1	44	34.8	54	47.2	18	11.3	10	12.7	25	17.3			
3-JAN	HOU	A	L	37	21	30.1	60	47.9	13	12.8	18	13.9	19	16.0	21	34.5	52	47.4	9	11.2	20	12.9	16	17.2			
6-JAN	OKC	H	W	38	31	30.1	56	48.1	7	12.6	9	13.8	19	16.1	33	34.4	46	47.3	20	11.4	24	13.2	11	17.1			
9-JAN	BOS	H	W	39	21	29.9	50	48.2	8	12.5	19	13.9	21	16.2	34	34.4	38	47.1	10	11.4	7	13.0	14	17.0			
11-JAN	DAL	A	L	40	19	29.6	46	48.1	14	12.6	19	14.1	4	15.9	33	34.4	54	47.3	21	11.7	13	13.0	17	17.0			
13-JAN	IND	A	L	41	18	29.3	50	48.1	9	12.5	11	14.0	18	16.0	31	34.3	32	46.9	8	11.6	10	12.9	10	16.8			
15-JAN	BRK	H	W	42	29	29.3	62	48.5	13	12.5	16	14.0	16	16.0	28	34.1	46	46.9	9	11.5	13	12.9	15	16.8			
17-JAN	CHI	H	W	43	43	29.5	48	48.5	8	12.4	6	13.9	21	16.1	35	34.2	50	46.9	4	11.3	29	13.3	17	16.8			
18-JAN	NYK	A	W	44	27	29.5	38	48.2	8	12.3	20	14.0	12	16.0	18	33.8	38	46.7	11	11.3	5	13.1	8	16.6			
20-JAN	BRK	A	W	45	31	29.5	46	48.2	11	12.2	23	14.2	18	16.0	50	34.2	52	46.8	25	11.6	6	13.0	13	16.5			
22-JAN	TOR	A	L	46	36	29.6	18	47.5	9	12.2	20	14.3	15	16.0	36	34.2	52	47.0	14	11.7	21	13.1	16	16.5			
25-JAN	LAL	H	W	47	22	29.5	44	47.4	12	12.2	8	14.2	30	16.3	20	33.9	46	46.9	2	11.5	25	13.4	34	16.9			
28-JAN	GSW	H	W	48	37	29.6	50	47.5	5	12.0	17	14.3	17	16.3	26	33.7	38	46.8	10	11.4	18	13.5	20	16.9			
30-JAN	ATL	A	L	49	14	29.3	54	47.6	12	12.0	20	14.4	21	16.4	30	33.7	52	46.9	14	11.5	4	13.3	7	16.7			
1-FEB	BOS	A	L	50	31	29.3	46	47.6	21	12.2	10	14.3	6	16.2	34	33.7	48	46.9	11	11.5	23	13.5	17	16.7			
3-FEB	MIA	A	L	51	38	29.5	40	47.5	15	12.3	8	14.2	6	16.0	50	34.0	48	46.9	9	11.4	14	13.5	22	16.8			
6-FEB	MIL	A	L	52	23	29.4	30	47.1	13	12.3	17	14.2	16	16.0	30	33.9	48	46.9	13	11.5	13	13.5	13	16.8			
7-FEB	MEM	H	W	53	54	29.8	50	47.2	8	12.2	18	14.3	13	15.9	57	34.3	60	47.2	10	11.4	24	13.7	27	16.9			
9-FEB	CHI	H	W	54	52	30.3	52	47.3	18	12.3	16	14.3	21	16.0	29	34.2	54	47.3	21	11.6	18	13.8	20	17.0			
11-FEB	LAC	H	W	55	20	30.1	58	47.5	15	12.3	13	14.3	7	15.9	29	34.1	38	47.1	3	11.5	5	13.6	8	16.8			
20-FEB	BRK	H	W	56	34	30.1	48	47.5	12	12.3	20	14.4	18	15.9	38	34.2	40	47.0	22	11.6	14	13.6	14	16.8			
22-FEB	MIL	A	L	57	50	30.5	36	47.3	17	12.4	23	14.5	21	16.0	36	34.2	46										





# YEAR IN REVIEW

## 2019-20 NBA STANDINGS

### NBA EASTERN CONFERENCE

#### ATLANTIC DIVISION

	W	L	PCT	GB	HOME	ROAD	LAST-10	STREAK
Toronto	53	19	.736	-	26-10	27-9	9-1	Won 4
Boston	48	24	.667	5	26-10	22-14	6-4	Lost 1
<b>Philadelphia</b>	<b>43</b>	<b>30</b>	<b>.589</b>	<b>10.5</b>	<b>21-4</b>	<b>12-26</b>	<b>5-5</b>	<b>Won 1</b>
Brooklyn	33	37	.466	18	20-16	13-21	7-3	Lost 1
New York	21	45	.318	29	11-22	10-23	4-6	Won 1

#### CENTRAL DIVISION

	W	L	PCT	GB	HOME	ROAD	LAST-10	STREAK
Milwaukee	56	17	.767	-	30-5	26-12	3-7	Lost 1
Indiana	45	28	.616	11	25-11	20-17	7-3	Won 2
Chicago	22	43	.338	30	14-20	8-23	3-7	Won 1
Detroit	20	46	.303	32.5	11-22	9-24	1-9	Lost 5
Cleveland	19	46	.292	33	11-25	8-21	4-6	Lost 1

#### SOUTHEAST DIVISION

	W	L	PCT	GB	HOME	ROAD	LAST-10	STREAK
Miami	44	29	.603	-	29-7	15-22	4-6	Lost 2
Orlando	33	40	.452	11	18-17	15-23	5-5	Won 1
Charlotte	23	42	.354	17	10-21	13-21	4-6	Won 1
Washington	23	47	.327	18.5	16-20	9-27	2-8	Won 1
Atlanta	20	47	.299	21	14-20	6-27	4-6	Lost 1

### NBA WESTERN CONFERENCE

#### SOUTHWEST DIVISION

	W	L	PCT	GB	HOME	ROAD	LAST-10	STREAK
Houston	44	28	.611	-	24-12	20-16	5-5	Lost 3
Dallas	43	32	.573	2.5	20-18	23-14	4-6	Lost 2
Memphis	34	39	.466	10.5	20-17	14-22	3-7	Won 1
San Antonio	32	39	.451	11.5	19-15	13-24	6-4	Lost 1
New Orleans	30	42	.417	14	15-21	15-21	4-6	Lost 3

#### NORTHWEST DIVISION

	W	L	PCT	GB	HOME	ROAD	LAST-10	STREAK
Denver	46	27	.630	-	26-11	20-16	4-6	Lost 3
Oklahoma City	44	28	.611	1.5	23-14	21-14	6-4	Lost 1
Utah	44	28	.611	1.5	23-12	21-16	4-6	Won 1
Portland	35	39	.473	11.5	21-15	14-24	7-3	Won 3
Minnesota	19	45	.297	22.5	8-24	11-21	3-7	Lost 3

#### PACIFIC DIVISION

	W	L	PCT	GB	HOME	ROAD	LAST-10	STREAK
L.A. Lakers	52	19	.732	-	25-10	27-9	4-6	Lost 1
L.A. Clippers	49	23	.681	3.5	27-9	22-14	6-4	Won 2
Phoenix	34	39	.466	19	17-22	17-17	9-1	Won 8
Sacramento	31	41	.431	21.5	16-19	15-22	4-6	Won 2
Golden State	15	50	.231	34	8-26	7-24	3-7	Lost 1





# YEAR IN REVIEW

## 2019-20 NBA INDIVIDUAL STATISTICAL LEADERS

INCLUDES GAMES OF FRIDAY, AUGUST 14, 2020

SCORING AVERAGE	G	PG	FT	PTS	AVG	REBOUNDS PER GAME	G	OFF	DEF	TOT	AVG	ASSISTS PER GAME	G	AST	AVG
Harden, Hou.	68	672	239	34.3	50.2	Reinold, Det.-Cie.	5	256	514	864	19.2	Jones, La-I	4	484	10.2
Beal, Was.	57	593	385	1741	30.5	G. Antetokounmpo, Mil	163	140	716	856	13.6	Young, Atl.	60	560	9.3
Lillard, Por.	66	624	460	1978	30.0	Whiteside, Por.	67	258	647	905	13.5	Doncic, Dal.	61	538	8.8
Young, Atl.	60	546	481	1778	29.6	Gobert, Utah	68	230	686	916	13.5	Rubio, Pho.	65	570	8.8
G. Antetokounmpo, Mil	63	685	398	1857	29.5	Babonis, Ind.	62	189	582	771	12.4	Lillard, Por.	66	530	8.0
Doncic, Dal.	61	581	426	1759	28.8	Valanciunas, Mem.	70	213	575	788	11.3	Simmons, Phi.	57	455	8.0
Westbrook, Hou.	57	604	290	1553	27.2	Vucevic, Ori.	62	140	533	673	10.9	Harden, Hou.	68	512	7.5
Leonard, La-C	57	532	356	1543	27.1	Adebayo, Mia.	72	176	559	735	10.2	Graham, Cha.	63	471	7.5
Booker, Pho.	70	527	468	1863	26.6	Jokic, Den.	57	226	551	777	10.1	Lowry, Tor.	58	433	7.5
Davis, La-I	62	551	444	1618	26.1	Adeyemi, Brk.	56	141	420	561	10.0	Moran, Mem.	67	488	7.3
LaVine, Chi.	60	539	268	1530	25.5	Favors, N.O.	51	163	338	501	9.8	Brogdon, Ind.	54	381	7.1
James, La-I	67	643	264	1698	25.3	Love, Cle.	56	54	493	547	9.8	Westbrook, Hou.	57	401	7.0
Mitchell, Utah	69	602	278	1655	24.0	Jokic, Den.	73	166	545	711	9.7	Jokic, Den.	73	512	7.0
Ingram, N.O.	62	507	313	1477	23.8	Bendis, N.Y.	64	151	471	622	9.7	Ball, N.O.	63	438	7.0
Tatum, Bos.	66	552	254	1547	23.4	Allen, Brk.	70	216	455	671	9.6	Fox, Sac.	51	348	6.8
Russell, G.S.-Min.	45	360	161	1039	23.1	Porzingis, Dal.	57	100	440	540	9.5	Dinwiddie, Brk.	64	432	6.8
Slakos, Tor.	50	500	240	1371	22.9	Doncic, Dal.	61	78	495	573	9.4	Paul, OKC	70	472	6.7
McCollum, Por.	70	611	140	1556	22.2	Davis, La-I	64	142	485	627	9.3	Holiday, N.O.	61	408	6.7
DeRozan, S.A.	68	557	381	1504	22.1	Adams, OKC	63	207	376	583	9.3	VanVleet, Tor.	54	357	6.6
Wiggins, Min.-G.S.	54	437	190	1175	21.8	Ibaka, Tor.	55	114	338	452	8.2	Booker, Pho.	70	456	6.5

FIELD GOAL PCT.	PG	FGA	PCT.	3-PT FIELD GOAL PCT.	3FG	3GA	PCT.	FREE THROW PCT.	FT	FTA	PCT.
Robinson, N.Y.	253	341	.742	Hill, Mil.	81	176	.460	Wanmaker, Bos.	126	136	.926
Gobert, Utah	386	557	.693	Redick, N.O.	180	397	.453	Booker, Pho.	468	509	.919
Allen, Brk.	302	465	.649	Curry, Dal.	145	321	.452	Middleton, Phi.	208	227	.916
Whiteside, Por.	438	702	.621	Robinson, Mia.	270	608	.445	Paul, OKC	251	279	.907
Clarke, Mem.	296	479	.618	McDermott, Ind.	128	294	.435	Bogdanovic, Utah	250	277	.903
Adams, OKC	283	478	.592	Bertans, Was.	200	472	.424	Gallinari, OKC	266	298	.893
Valanciunas, Mem.	432	739	.585	Harris, Brk.	172	406	.424	Brogdon, Ind.	166	186	.892
Collins, Atl.	353	605	.583	Bielicka, Sac.	134	320	.419	Redick, N.O.	165	185	.892
Harrell, La-C	471	812	.580	Trent, Por.	112	268	.418	Augustin, Ori.	161	181	.890
Simmons, Phi.	375	647	.580	Korver, Mil.	99	237	.418	Lillard, Por.	460	518	.888

STEALS PER GAME	G	STL	AVG	BLOCKS PER GAME	G	BLK	AVG	MINUTES PER GAME	G	MIN	AVG
Simmons, Phi.	57	119	2.09	Whiteside, Por.	67	196	2.93	Lillard, Por.	66	2474	37.5
Dunn, Chi.	51	101	1.98	B. Lopez, Mil.	68	163	2.40	McCollum, Por.	70	2556	36.5
Drummond, Det.-Cie.	57	109	1.91	Davis, La-I	62	143	2.31	Harden, Hou.	68	2483	36.5
VanVleet, Tor.	54	100	1.85	Turner, Ind.	62	102	1.63	Lowry, Tor.	58	2098	36.2
Harden, Hou.	68	125	1.84	Porzingis, Dal.	57	115	2.02	Beal, Was.	57	2053	36.0
Leonard, La-C	57	103	1.81	Gobert, Utah	68	134	1.97	Westbrook, Hou.	57	2049	36.0
Butler, Mia.	58	103	1.78	Robinson, N.Y.	61	119	1.95	Booker, Pho.	70	2512	35.9
Smart, Bos.	60	101	1.68	Aldridge, N.J.	53	87	1.64	Paul, OKC	74	1928	35.7
Murray, S.A.	66	111	1.68	Drummond, Det.-Cie.	57	93	1.63	Simmons, Phi.	57	2017	35.4
Covington, Min.-Hou.	70	115	1.64	Ja. Jackson, Mem.	57	92	1.61	Young, Atl.	60	2120	35.3

## 2019-20 NBA ROOKIE STATISTICAL LEADERS

ROOKIE LEADERS / INCLUDES GAMES OF FRIDAY, AUGUST 14, 2020

SCORING AVERAGE	G	PG	FTPTS	AVG	REBOUNDS PER GAME	G	OFF	DEF	TOT	AVG	ASSISTS PER GAME	G	AST	AVG	
Moran, Mem.	67	447	239	1193	17.8	Hachimura, Was.	48	78	216	294	6.1	Moran, Mem.	67	488	7.3
Nunn, Mia.	67	401	85	1024	15.3	Clarke, Mem.	58	92	253	345	5.9	McLaughlin, Min.	30	125	4.2
Barrett, N.Y.	56	292	156	803	14.3	Washington, Cha.	58	58	258	316	5.4	Garland, Cle.	59	229	3.9
Paschall, G.S.	60	318	164	837	14.0	Barrett, N.Y.	56	60	229	279	5.0	Nunn, Mia.	67	220	3.3
Hachimura, Was.	48	254	116	649	13.5	Porter, Den.	55	66	193	259	4.7	Bowman, G.S.	45	131	2.9
Herro, Mia.	55	270	87	743	13.5	Paschall, G.S.	60	82	193	275	4.6	White, Chi.	65	175	2.7
White, Chi.	65	312	102	859	13.2	Hunter, Atl.	63	44	242	286	4.5	Barrett, N.Y.	56	143	2.6
Hunter, Atl.	63	280	110	776	12.3	Reid, Min.	40	14	90	124	4.1	Poole, G.S.	57	134	2.4
Garland, Cle.	59	280	63	728	12.3	Herro, Mia.	55	16	208	224	4.1	Herro, Mia.	55	121	2.2
Washington, Cha.	58	268	88	710	12.2	Hayes, N.O.	64	97	162	259	4.0	Porter, Cle.	50	109	2.2
Clarke, Mem.	58	296	85	700	12.1	Barley, OKC	61	30	216	246	4.0	Washington, Cha.	58	123	2.1
Reddish, Atl.	58	213	101	610	10.5	Pasecniks, Was.	27	42	65	107	4.0	Paschall, G.S.	60	127	2.1
Porter, Cle.	50	186	73	498	10.0	Moran, Mem.	67	51	208	259	3.9	Co. Martin, Cha.	48	95	2.0
Porter, Den.	55	195	60	512	9.3	Reddish, Atl.	58	35	181	216	3.7	Alexander-Walker, N.O.-47	89	1.9	
Culver, Min.	63	230	54	580	9.2	White, Chi.	65	28	202	230	3.5	Hachimura, Was.	48	87	1.8
Reid, Min.	30	100	37	269	9.0	Fernando, Atl.	56	67	131	198	3.5	Hunter, Atl.	63	112	1.8
C. Johnson, Pho.	57	176	46	504	8.8	Culver, Min.	63	70	142	212	3.4	Culver, Min.	63	110	1.7
Poole, G.S.	57	167	95	503	8.8	Davis, Tor.	72	50	187	237	3.3	Davis, Tor.	72	115	1.6
McLaughlin, Min.	30	87	26	229	7.6	Co. Martin, Cha.	48	38	120	158	3.3	Reddish, Atl.	58	87	1.5
Davis, Tor.	72	199	51	543	7.5	C. Johnson, Pho.	57	49	138	187	3.3	Jerome, Pho.	31	44	1.4

FIELD GOAL PCT.	PG	FGA	PCT.	3-PT FIELD GOAL PCT.	3FG	3GA	PCT.	FREE THROW PCT.	FT	FTA	PCT.
Hayes, N.O.	174	259	.672	Thomas, Tor.	47	99	.475	Garland, Cle.	63	72	.875
Clarke, Mem.	296	479	.618	Reid, Min.	40	142	.422	Porter, Den.	50	100	.870
Williamson, N.O.	210	360	.583	C. Johnson, Pho.	106	272	.390	Nunn, Mia.	85	100	.850
Porter, Den.	195	383	.509	Herro, Mia.	116	298	.389	Porter, Den.	60	72	.833
Paschall, G.S.	318	640	.497	Davis, Tor.	94	242	.388	Hachimura, Was.	116	140	.829
Moran, Mem.	447	937	.477	Washington, Cha.	86	230	.374	Reddish, Atl.	101	126	.802
Hachimura, Was.	254	545	.466	Thybulle, Phi.	56	187	.355	Poole, G.S.	57	119	.798
Davis, Tor.	199	436	.456	Hunter, Atl.	108	304	.355	White, Chi.	102	129	.791
Washington, Cha.	268	589	.455	Garland, Cle.	105	296	.355	Moran, Mem.	239	308	.776
Porter, Cle.	166	421	.442	White, Chi.	133	376	.354	Paschall, G.S.	164	212	.774

STEALS PER GAME	G	STL	AVG	BLOCKS PER GAME	G	BLK	AVG	MINUTES PER GAME	G	MIN	AVG
Thybulle, Phi.	65	93	1.43	Gaffey, Dal.	43	56	1.30	Hunter, Atl.	63	2018	32.0
McLaughlin, Min.	30	34	1.13	Rayne, N.O.	64	55	0.86	Moran, Mem.	67	2074	31.0
Reddish, Atl.	58	62	1.07	Clarke, Mem.	58	48	0.83	Garland, Cle.	59	1824	30.9
Barrett, N.Y.	56	55	0.98	Washington, Cha.	58	44	0.76	Barrett, N.Y.	56	1704	30.4
Bowman, G.S.	45	44	0.98	Thybulle, Phi.	65	47	0.72	Washington, Cha.	58	1759	30.3
Porter, Cle.	50	46	0.92	Thybulle, Phi.	65	47	0.72	Hachimura, Was.	48	1444	30.1
Culver, Min.	63	37	0.90	Bitadze, Ind.	54	37	0.69	Nunn, Mia.	67	1963	29.3
Washington, Cha.	58	51	0.88	Barley, OKC	61	41	0.67	Paschall, G.S.	60	1654	27.4
Moran, Mem.	67	58	0.87	Culver, Min.	63	38	0.60	Herro, Mia.	55	1508	27.4
Dort, OKC	36	31	0.86	G. Williams, Bos.	69	36	0.52	Reddish, Atl.			





# YEAR IN REVIEW

## 2019-20 NBA TEAM STATISTICS (TOTALS FOR)

TEAM	G	FIELD GOALS			3-PT. F.G.'S			FREE THROWS			-- REBOUNDS --			----- MISCELLANEOUS -----					SCORING		
		MADE	ATT.	PCT.	MADE	ATT.	PCT.	MADE	ATT.	PCT.	OFF.	DEF.	TOT.	AST	PF	DQ	STL	TO	BLK	PTS	AVG.
Milw.	73	3160	6639	.476	1007	2840	.355	1336	1800	.742	692	3083	3775	1889	1431	10	526	1102	429	8663	118.7
Hou.	72	2936	6512	.451	1126	3261	.345	1484	1876	.791	704	2484	3188	1557	1566	5	627	1057	371	8482	117.8
Dall.	75	3124	6772	.461	1136	3095	.367	1392	1787	.779	791	2259	3520	1849	1462	13	460	953	363	8776	117.0
LA-C	72	2926	6425	.456	895	2410	.371	1498	1894	.791	767	2654	3431	1708	1594	10	511	1051	338	8377	116.3
N.O.	72	3065	6598	.465	982	2656	.370	1229	1687	.729	797	2551	3348	1932	1524	8	539	1181	358	8341	115.8
Port.	74	3122	6749	.463	952	2525	.377	1312	1632	.804	754	2599	3353	1525	1606	11	465	946	451	8508	115.0
Wash.	72	2990	6544	.457	864	2435	.368	1394	1770	.788	732	2295	3027	1801	1634	10	574	1020	309	8238	114.4
S.A.	71	2995	6350	.472	760	2021	.376	1348	1664	.810	640	2530	3170	1751	1377	6	518	895	390	8098	114.1
Sos.	72	2971	6448	.461	905	2487	.364	1336	1668	.801	768	2549	3317	1655	1553	11	595	995	406	8183	113.7
Phoe.	73	3006	6429	.468	831	2320	.358	1451	1740	.834	712	2465	3177	1987	1609	16	559	1077	290	8294	113.6
LA-L	71	3006	6269	.480	782	2242	.349	1260	1728	.729	757	2490	3247	1803	1471	1	612	1077	468	8054	113.4
Minn.	64	2586	5865	.441	853	2540	.336	1223	1624	.753	675	2193	2868	1525	1370	6	555	981	362	7248	113.3
Tor.	72	2897	6331	.458	995	2663	.374	1329	1670	.796	685	2583	3268	1816	1559	12	636	1067	358	8118	112.8
Vem.	73	3106	6634	.468	798	2297	.347	1212	1589	.763	754	2643	3397	1965	1546	22	576	1113	399	8222	112.6
Miami	73	2880	6160	.468	979	2584	.379	1440	1840	.783	620	2619	3239	1892	1501	9	547	1088	332	8179	112.0
Brk.	72	2908	6498	.448	841	2746	.333	1291	1732	.745	766	2683	3449	1761	1510	6	464	1099	323	8048	111.8
Atl.	67	2723	6067	.449	805	2416	.333	1237	1566	.790	661	2237	2898	1605	1548	14	523	1089	291	7488	111.8
Utah	72	2886	6130	.471	963	2537	.380	1278	1641	.779	656	2577	3233	1615	1468	9	438	1089	291	8013	111.3
Den.	73	3069	6408	.473	801	2234	.359	1185	1526	.777	786	2436	3222	1952	1485	5	586	1005	337	8124	111.3
Phil.	73	3000	6417	.468	848	2307	.368	1236	1618	.755	764	2553	3317	1884	1529	9	586	1037	389	8084	110.9
ORC.	72	2879	6156	.468	770	2171	.355	1422	1787	.796	593	2495	3088	1562	1390	6	550	986	353	7950	110.0
Sac.	72	2943	6364	.462	914	2511	.364	1127	1464	.770	695	2372	3067	1713	1595	8	556	1043	293	7927	110.1
Ind.	73	3075	6457	.476	743	2046	.363	1096	1393	.787	636	2489	3125	1888	1445	10	543	967	376	7989	109.4
Orl.	73	2871	6468	.444	807	2354	.343	1282	1656	.774	751	2498	3249	1747	1336	9	599	937	396	7831	107.3
Det.	66	2595	5658	.459	791	2157	.367	1097	1476	.743	644	2109	2753	1589	1299	8	490	1008	299	7078	107.2
Clev.	65	2619	5715	.458	727	2070	.351	983	1296	.758	704	2172	2876	1500	1188	1	447	1073	211	6948	106.9
Chi.	65	2573	5762	.447	793	2282	.348	1006	1332	.755	680	2041	2721	1510	1417	21	652	1005	265	6945	106.8
G.S.	65	2510	5730	.438	678	2032	.334	1214	1511	.803	647	2138	2785	1663	1304	8	534	969	299	6912	106.3
N.Y.	66	2638	5896	.447	631	1872	.337	1076	1550	.694	795	2274	3069	1456	1464	10	504	946	313	6983	105.8
Cha.	65	2425	5586	.434	785	2231	.352	1052	1406	.748	715	2066	2781	1549	1223	5	428	949	268	6687	102.9

## 2019-20 NBA TEAM STATISTICS (TOTALS AGAINST)

TEAM	FIELD GOALS			3-PT. F.G.'S			FREE THROWS			-- REBOUNDS --			----- MISCELLANEOUS -----					--- SCORING ---		
	MADE	ATT.	PCT.	MADE	ATT.	PCT.	MADE	ATT.	PCT.	OFF.	DEF.	TOT.	AST	PF	DQ	STL	TO	BLK	PTS	AVG. DIFF.
Tor.	2721	6359	.428	943	2798	.337	1284	1670	.769	786	2530	3316	1841	1466	8	520	1212	395	7669	106.5 +6.2
Bos.	2764	6268	.441	851	2504	.340	1350	1761	.767	743	2449	3192	1613	1487	5	514	1097	396	7729	107.3 +6.3
Ind.	2883	6459	.446	837	2455	.341	1243	1577	.788	757	2545	3032	1686	1373	8	504	1071	335	7846	107.5 +2.0
LA-L	2773	6187	.448	827	2373	.349	1270	1626	.781	668	2333	3001	1662	1544	9	585	1130	263	7643	107.6 +5.8
Orl.	2949	6343	.465	893	2453	.364	1114	1445	.771	660	2616	3276	1804	1420	3	511	1065	338	7905	108.3 -1.0
Phil.	2905	6275	.463	759	2148	.353	1341	1786	.751	628	2426	3054	1661	1493	17	510	1009	294	7910	108.4 +2.4
ORC.	2937	6454	.455	814	2395	.340	1119	1408	.795	754	2472	3226	1656	1641	8	505	1024	290	7807	108.4 +2.0
Milw.	2843	6862	.414	1020	2871	.355	1221	1551	.787	693	2651	3344	1764	1586	13	538	1030	327	7927	108.6 +10.1
Utah	2930	6417	.457	790	2235	.353	1185	1454	.767	688	2386	3074	1548	1501	11	566	889	329	7835	108.8 +2.5
Miami	2831	6326	.448	956	2753	.347	1346	1720	.783	674	2431	3105	1794	1584	11	545	1022	302	7964	109.1 +2.9
Den.	2919	6311	.463	885	2473	.358	1247	1643	.759	736	2377	3113	1852	1494	14	525	1041	324	7970	109.2 +2.1
Cha.	2708	5690	.476	803	2279	.352	907	1197	.758	711	2276	2987	1732	1337	9	523	935	328	7126	109.6 -6.8
LA-C	2846	6494	.438	886	2566	.345	1335	1766	.756	771	2491	3262	1709	1647	9	540	1013	338	7913	109.9 +6.4
Chi.	2568	5364	.479	726	2057	.353	1283	1691	.759	660	2299	2959	1653	1246	6	530	1187	384	7145	109.9 -3.1
Det.	2768	5764	.480	705	1952	.361	1072	1379	.777	668	2204	2872	1625	1304	4	543	923	369	7313	110.8 -3.6
Dall.	2143	6868	.458	919	2615	.351	1200	1578	.760	782	2625	3407	1794	1601	15	525	896	311	8405	112.1 +4.9
Sac.	2898	6158	.471	894	2506	.357	1384	1752	.790	654	2481	3135	1791	1404	8	517	1094	303	8074	112.1 -2.0
N.Y.	2631	5678	.463	877	2303	.381	1270	1696	.749	632	2284	2916	1605	1305	7	474	907	333	7409	112.3 -6.5
Brk.	2981	6688	.446	877	2505	.350	1250	1625	.769	766	2541	3307	1630	1521	14	554	919	379	8089	112.3 -0.6
Phoe.	3011	6378	.472	848	2335	.363	1408	1787	.788	664	2497	3161	1723	1653	10	576	1139	401	8278	113.4 +0.2
Hou.	2964	6593	.450	942	2580	.365	1340	1828	.782	757	2519	3276	1814	1474	10	585	1080	386	8300	113.7 -1.1
Clev.	2851	5811	.491	804	2143	.375	955	1245	.767	633	2154	2787	1699	1277	2	613	844	412	7461	114.8 -7.9
Hou.	3045	6589	.462	880	2522	.349	1299	1706	.761	803	2645	3448	1819	1515	15	578	1163	354	8269	114.8 -3.0
G.S.	2743	5760	.476	879	2261	.389	1113	1422	.783	661	2359	3020	1698	1308	6	536	1016	321	7478	115.0 -0.7
S.A.	3004	6402	.469	931	2493	.373	1238	1594	.777	665	2551	3216	1825	1424	9	486	937	308	8177	115.2 -1.1
Port.	3090	6781	.456	1003	2619	.383	1410	1828	.771	852	2617	3469	1880	1488	7	502	953	364	8593	116.1 -1.1
N.O.	3077	6611	.465	880	2438	.361	1400	1775	.789	727	2501	3228	1763	1519	12	615	1045	348	8434	117.1 -1.3
Minn.	2760	5796	.477	740	2040	.363	1263	1613	.783	647	2383	3030	1560	1363	6	499	992	355	7523	117.5 -4.3
Wash.	3104	6363	.488	896	2386	.376	1470	1890	.778	753	2572	3325	1814	1601	11	541	1163	363	8574	119.1 -4.7
Atl.	2903	6078	.478	797	2194	.363	1419	1839	.772	748	2402	3150	1674	1404	12	600	1006	428	8022	119.7 -8.0
AVG.'S	2885	6271	.460	862	2408	.358	1261	1631	.773	711	2534	3165	1764	1627	9	540	1027	346	7893	111.8 ---





# YEAR IN REVIEW

## 2019-20 NBA TEAM STATISTICS (AVERAGES FOR)

TEAM	G	FIELD GOALS				3-PT. F.G.'S				FREE THROWS				REBOUNDS			MISCELLANEOUS							
		MADE	ATT	PCT	MADE	ATT	PCT	MADE	ATT	PCT	OFF	DEF	TOT	AST	PF	DQ	STL	TO	BLK	PTS				
Atl.	67	40.64	90.55	.449	12.01	36.06	.333	18.46	23.37	.790	9.87	33.39	43.25	23.96	23.10	0.21	7.81	16.21	5.09	111.8				
Bos.	72	41.26	90.56	.461	12.57	34.54	.364	18.56	23.17	.801	10.67	35.40	46.07	22.99	21.57	0.15	8.26	13.82	5.44	113.7				
Brk.	72	40.39	90.25	.448	13.07	39.14	.334	17.93	24.06	.745	10.64	37.26	47.90	24.46	20.97	0.08	6.44	15.36	4.49	111.8				
Chi.	65	37.31	85.94	.434	12.08	34.32	.352	16.18	21.63	.748	11.00	31.78	42.78	23.83	18.82	0.08	6.58	14.40	4.12	102.9				
Chl.	65	39.58	88.65	.447	12.20	35.11	.348	15.48	20.49	.755	10.46	31.40	41.86	23.23	21.80	0.32	10.03	15.46	4.08	106.8				
Clev.	65	40.29	87.92	.458	11.18	31.85	.351	15.12	19.94	.758	10.83	33.42	44.25	23.08	18.28	0.02	6.88	16.51	3.25	106.9				
Dall.	75	41.65	90.29	.461	15.15	31.27	.367	18.56	23.82	.779	10.55	36.39	46.93	24.65	19.49	0.17	6.13	12.71	4.84	117.0				
Den.	73	42.04	88.88	.473	10.97	30.60	.359	16.23	20.90	.777	10.77	33.37	44.14	26.74	20.34	0.07	8.03	13.75	4.62	111.3				
Det.	66	39.32	85.73	.459	11.98	32.68	.367	16.62	22.36	.743	9.76	31.95	41.71	24.08	19.68	0.12	7.42	15.27	4.53	107.7				
G.S.	65	38.62	88.15	.438	10.43	31.26	.334	18.68	23.25	.803	9.95	32.89	42.83	25.08	20.06	0.12	8.22	14.91	4.60	106.3				
Hou.	72	40.78	90.44	.451	15.64	45.29	.345	20.61	26.06	.791	9.78	34.50	44.28	21.63	21.75	0.07	8.71	14.68	5.15	117.8				
Ind.	73	42.12	88.45	.476	10.18	28.03	.363	15.01	19.08	.787	8.71	34.10	42.81	25.86	19.79	0.14	7.44	13.25	5.15	109.4				
LA-C	72	41.56	89.24	.466	12.43	33.47	.371	20.81	26.31	.791	10.65	37.00	47.65	23.72	22.14	0.14	7.10	14.60	4.69	116.3				
LA-L	71	42.34	88.30	.480	11.01	31.58	.349	17.75	24.34	.729	10.66	35.07	45.73	25.39	20.72	0.01	8.62	15.72	6.59	113.4				
Mem.	73	42.55	90.88	.468	10.93	31.47	.347	16.60	21.77	.763	10.33	36.21	46.53	26.92	21.18	0.30	7.89	15.25	5.47	112.6				
Miami	73	39.45	84.38	.468	12.41	35.40	.379	19.73	25.21	.783	8.49	35.88	44.37	25.92	20.56	0.12	7.49	14.90	4.55	112.0				
Milw.	73	43.29	90.95	.476	13.79	38.90	.355	18.30	24.66	.742	9.48	42.23	51.71	25.88	19.60	0.14	7.21	15.10	5.88	118.7				
Minn.	64	40.41	91.64	.441	13.33	39.69	.336	19.11	25.38	.753	10.55	34.27	44.81	23.83	21.41	0.09	8.67	15.33	5.66	113.3				
N.Y.	72	42.57	91.64	.465	13.64	36.89	.370	17.07	23.43	.729	11.07	35.43	46.50	26.83	21.17	0.11	7.49	16.40	4.97	115.8				
N.O.	66	39.97	89.33	.447	9.56	28.36	.337	16.30	23.40	.694	12.05	34.45	46.50	22.06	22.18	0.15	7.64	14.33	4.74	105.8				
ORC	72	39.99	85.50	.468	10.69	30.15	.355	19.75	24.82	.796	8.24	34.65	42.89	21.69	19.31	0.08	7.64	13.69	4.90	110.4				
Orl.	73	39.33	88.60	.444	11.05	32.25	.343	17.56	22.68	.774	10.29	34.22	44.51	23.93	18.30	0.12	8.21	12.84	5.42	107.3				
Phil.	73	41.10	87.90	.468	11.62	31.60	.368	16.93	22.44	.755	10.47	34.97	45.44	25.81	20.95	0.12	8.03	14.21	5.33	110.7				
Phoe.	73	41.18	88.07	.468	11.38	31.78	.358	19.88	23.84	.834	9.75	33.77	43.52	27.22	22.40	0.22	7.66	14.75	3.97	113.7				
Port.	74	42.19	91.20	.463	12.86	34.12	.377	17.73	22.05	.804	10.19	35.12	45.31	26.41	21.70	0.15	6.28	12.78	6.09	115.0				
Sac.	72	40.88	88.39	.462	12.69	34.88	.364	15.65	20.33	.770	9.65	32.94	42.59	23.79	22.15	0.11	7.72	14.49	4.07	110.1				
S.A.	71	42.18	89.44	.472	10.70	28.46	.376	18.99	23.44	.810	9.01	35.63	44.65	24.66	19.39	0.08	7.30	12.61	5.49	114.1				
Tor.	72	40.24	87.93	.458	13.62	36.99	.374	18.46	23.19	.796	9.51	35.88	45.39	25.22	21.65	0.17	8.93	14.82	4.97	112.8				
Utah	72	40.08	85.14	.471	13.38	35.24	.380	17.75	22.79	.779	9.11	35.79	44.90	24.23	20.39	0.13	6.08	15.13	4.04	111.3				
Wash.	72	41.53	90.89	.457	12.00	32.57	.368	19.36	24.58	.778	10.17	31.88	42.04	25.01	22.69	0.14	7.97	14.17	4.29	114.4				

## 2019-20 NBA TEAM STATISTICS (AVERAGES AGAINST)

TEAM	G	FIELD GOALS				3-PT. F.G.'S				FREE THROWS				REBOUNDS			MISCELLANEOUS							
		MADE	ATT	PCT	MADE	ATT	PCT	MADE	ATT	PCT	OFF	DEF	TOT	AST	PF	DQ	STL	TO	BLK	PTS				
Atl.	67	43.33	90.72	.478	11.90	32.75	.363	21.18	27.45	.772	11.16	35.85	47.01	24.99	20.96	0.18	8.96	15.01	6.39	119.7				
Bos.	72	38.39	87.06	.441	11.82	34.78	.340	18.75	24.46	.767	10.32	34.01	44.33	22.40	20.65	0.07	7.14	15.24	5.50	107.3				
Brk.	72	41.40	92.89	.446	12.18	34.70	.350	17.36	22.57	.769	10.64	35.29	45.93	23.64	21.13	0.19	6.79	12.76	5.26	112.3				
Chi.	65	41.66	87.54	.476	12.35	35.06	.352	13.95	18.42	.758	10.94	35.02	45.95	26.65	20.57	0.14	8.05	14.38	5.05	109.6				
Chl.	65	39.51	82.52	.479	11.17	31.65	.353	19.74	26.02	.759	10.15	35.37	45.52	25.43	19.17	0.09	8.15	18.26	5.91	109.9				
Clev.	65	43.86	89.40	.491	12.37	32.97	.375	14.69	19.15	.767	9.74	33.14	42.88	26.14	19.65	0.05	9.43	12.98	6.34	114.8				
Dall.	75	41.91	91.57	.458	12.25	34.87	.351	16.00	21.04	.760	10.43	35.05	45.43	23.92	21.35	0.20	7.00	11.95	4.15	112.1				
Den.	73	39.99	86.45	.463	12.12	33.88	.358	17.08	22.51	.759	10.08	32.56	42.64	25.37	20.47	0.19	7.19	14.26	4.44	109.2				
Det.	66	41.94	87.33	.480	10.68	29.58	.361	16.24	20.89	.777	10.12	33.39	43.52	24.62	19.82	0.06	8.23	13.98	5.59	110.8				
G.S.	65	42.20	88.62	.476	13.52	34.78	.389	17.12	21.88	.783	10.17	36.29	46.46	26.12	20.12	0.09	8.25	15.43	4.94	115.0				
Hou.	72	42.29	91.51	.462	12.22	35.03	.349	18.04	23.69	.761	11.15	36.74	47.89	25.26	21.04	0.21	8.03	16.15	4.92	114.8				
Ind.	73	39.49	88.48	.446	11.17	33.63	.341	17.03	21.60	.788	10.37	34.86	45.23	23.10	18.81	0.11	7.90	14.67	4.59	107.5				
LA-C	72	39.53	90.19	.438	12.31	35.64	.345	18.54	24.53	.756	10.71	34.60	45.31	23.74	22.88	0.13	6.50	14.07	4.69	109.5				
LA-L	71	39.06	87.14	.448	11.65	33.42	.349	17.89	22.90	.781	9.41	32.86	42.27	23.41	21.75	0.13	8.24	15.92	3.70	107.6				
Mem.	73	40.60	90.32	.450	12.90	35.34	.365	19.59	25.04	.782	10.27	34.51	44.88	24.85	20.19	0.14	8.01	14.79	5.29	113.7				
Miami	73	38.78	86.66	.448	13.10	37.71	.347	18.44	23.56	.783	9.23	33.30	42.53	24.58	21.70	0.15	7.47	14.00	4.14	109.1				
Milw.	73	38.95	94.00	.414	13.97	39.33	.355	16.73	21.25	.787	9.49	36.32	45.81	24.16	21.73	0.18	7.37	14.11	4.48	108.6				
Minn.	64	43.13	90.41	.477	11.56	31.89	.365	17.36	22.57	.769	10.64	35.29	45.93	23.64	21.13	0.19	6.79	12.76	5.26	112.3				
N.O.	72	42.74	91.82	.465	12.22	33.86	.361	18.44	24.65	.789	10.10	34.74	44.83	24.49	21.10	0.17	8.54	14.51	4.03	117.1				
N.Y.	66	39.86	86.03	.463	12.39	33.99	.381	19.24	25.20	.749	9.58	34.61	44.18	24.32	19.77	0.11	7.19	13.74	5.05	112.3				
OKC.	72	40.79	89.64	.455	13.11	33.26	.340	15.54	19.56	.795	10.47	34.33	44.81	23.00	22.97	0.11	7.01	14.22	4.03	109.4				
ORL.	73	40.40	86.89	.465	12.23	33.60	.353	15.26	19.79	.771	9.04	35.84	44.88	24.71	19.45	0.04	7.00	14.59	4.63	108.5				
Pho.	73	39.85	87.33	.472	11.62	31.99	.363	17.36	22.57	.769	10.64	35.29	45.93	23.64	21.13	0.19	6.79	12.76	5.26	112.3				
Phoe.	73	41.25	87.37	.472	11.62	31.99	.363	17.36	22.57	.769	10.64	35.29	45.93	23.64	21.13	0.19	6.79	12.76	5.26	112.3				
Port.	74	41.76	91.64	.456	13.55	35.29	.383	19.05	24.70	.771	11.51	36.23	46.88	24.86	20.11	0.09	6.78	12.88	4.92	116.4				
S.A.	72	40.25	85.53	.471	12.42	34.81	.357	19.22	24.33	.790	9.08	34.46	43.54	24.88	20.50	0.11	7.74	15.19	4.21	112.1				
Sac.	71	42.31	90.17	.449	13.11	35.35	.373	17.44	22.45	.777	9.37	35.93	45.30	25.70	20.66	0.13	6.85	13.20	4.33	112.2				
San.	72	40.88	88.12	.478	12.28	33.60	.365	17.36	22.57	.769	10.64	35.29	45.93	23.64	21.13	0.19	6.79	12.76	5.26	112.3				
Utah	72	40.69	89.13	.457	10.97	31.04	.353	16.46	21.46	.767	9.56	33.14	42.69	21.50	20.85	0.15	7.86	12.35	4.57	108.8				
Wash.	72	43.11	88.38	.488	12.94	33.14	.376	20.42	26.25	.778	10.46	35.72	46.18	25.19	22.24	0.15	7.61	16.05	5.04	119.1				
ONE TEAM	40	40.86	88.82	.460	12.21	34.11	.358	17.86	23.11	.773	10.08	34.76	44.33	24.39	20.78	0.13	7.65	14.54	4.90	111.1				
BOTH TEAMS	81	73.1	177.64	.460	24.62	68.23	.358	35.72	46.22	.773	20.15	69.52	89.67	67.87	41.55	0.26	15.03	29.99	30.0	223.8				





# YEAR IN REVIEW

## 2019-20 NBA TEAM STATISTICS (RANK AGAINST)

	ATL	BOS	BRE	CHA	CHI	CLE	DAL	DET	GS	HOU	IND	LAC	LAL	MEN	MIA	MIL	MIN	NY	OKC	ORL	PHI	PHO	POR	SAC	SEA	TOR	UTA	WAS		
Points/game	17	9	16	30	27	26	3	19	25	28	2	23	4	11	14	15	1	12	5	29	21	24	20	10	6	22	8	13	18	7
FG pct.	23	17	24	30	26	19	16	4	18	29	22	12	1	7	10	3	28	13	25	8	27	11	9	14	15	5	20	6	21	11
FT pct.	10	5	25	24	21	20	14	16	4	8	12	9	28	19	13	27	23	29	30	7	17	22	1	3	18	2	6	15	11	11
3-pt FG pct.	30	13	26	19	22	20	10	15	11	29	24	14	6	21	23	2	18	28	7	27	17	25	9	16	3	12	4	5	1	8
Off. Reb./gm	19	6	9	3	13	4	11	5	21	18	20	28	8	7	14	29	25	10	2	1	30	15	12	22	16	23	27	24	26	17
Def. Reb./gm	23	11	2	29	30	22	4	24	27	26	18	20	3	13	5	6	1	18	10	17	15	19	14	21	12	25	9	7	8	28
Rebounds/game	72	8	2	26	29	19	4	20	30	24	18	25	3	9	5	17	1	14	6t	6t	23	16	10	21	12	27	15	11	13	28
Assists/game	17	25	15	19	23	24	14	4	16	9	29	7	22	10	2	5	6	20	3	27	28	18	8	1	30	21	13	11	26	12
Steals/game	13	6	27	26	1	25	29	9t	21	7	3	20	24	5	12	18	23	4	19	17	16	8	9t	15	28	14	22	2	30	11
Turnovers/gm	28	8	24	14	27	30	2	7	25	19	15	5	13	22	23	18	20	26	29	11	6	4	10	16	3	12	1	17	21	9
Blocks/gm	12	5	23	25	26	30	16	19	22	20	10	11	18	1	7	21	3	4	13t	17	15	8	9	29	2	27	6	13t	28	24
Pers.Fouls/gm	30	20	16	3	24	1	6	11	8	10	23	9	26	14	18	13	7	19	17	28	4	2	15	25	22	27	5	21	12	29
DQ/game	27	24	6t	5	30	2	26	3	12	13	4	18t	20t	1	29	14t	18t	9	10t	23	6t	14t	14t	28t	22	10t	8	25	17	20t

## 2019-20 NBA TEAM STATISTICS (RANK FOR)

	ATL	BOS	BRE	CHA	CLE	DAL	DET	DS	GS	HOU	IND	LAC	LAL	MEN	MIA	MIL	MIN	NY	OKC	ORL	PHI	PHO	POR	SAC	SEA	TOR	UTA	WAS		
Points/game	30	2	19	12	14	22	16	11	15	24	23	3	13	4	21	10	8	28	27	18	7	5	6	20	26	17	25	1	9	29
FG pct.	26	4	5	23	27	30	13	15	28	24	14	6	3	8	9	7	1	25	19	17	10	18	16	22	11	21	20	2	12	29
FT pct.	16	9	13	4	5	11	7	6	18	23	8	27	3	20	21	22	25	24	28	1	30	14	2	26	15	29	17	12	10	19
3-pt FG pct.	22	2	9	11	12	26	10	17	19	30	8	4	5	7	24	6	15	20	18	28	3	23	13	21	29	16	28	1	14	27
Off. Reb./gm	29	18	24	27	16	11	21	12	15	17	28	19t	25	7	19t	5	8	14	13	10	23	2	1	4	30	3	6	26	9	22
Def. Reb./gm	25	8	20	18	22	3	17	1	7	27	29	16	13	2	12	6	28	30	15	14	10	24	5	9	21	11	26	19	4	23
Rebounds/game	28	11	22	23	20	6	19	4	5	26	30	16	18	2	14t	3	21	29	13	10	12	14t	1	7	27	5	17	24	5	25
Assists/game	21	2	3	30	25	29	10	24	16	28	23	6	9	7	18	15	11	13	14	12	5	17	4	8	19	20	27	26	1	22
Steals/game	29	8	16	23	24	30	5t	10	25	27	22	3	14	26	21	13	12	18	28	9	7	5t	4	20	1	17	2	11	19	15
Turnovers/gm	11	9	28	16	1	26	30	17	22	6	3t	13	20	5	12	21	19	8	15	24	18	14	23	7	27	10	25	2	29	3t
Blocks/gm	30	25	21	20	28	29	5	8	27	17	15	11	13	1	22	4	9	26	14	19	3	12	2	24	16	6	7	23	10	18
Pers.Fouls/gm	13	15	10	16	29	26	9	17	24	21	12	30	1	5	20	7	6	8	11	25	2	28	18	3	22	27	23	19	14	4
DQ/game	6	27	4	12	25t	30	3	5	28	25t	2	21	17	15t	13t	11	7	24	8	22	18t	29	1	13t	23	18t	15t	18t	9t	9t

## 2019-20 NBA TEAM STATISTICS (COMBINED RANK)

	ATL	BOS	BRK	CHA	CHI	CLE	DAL	DET	GS	HOU	IND	LAC	LAL	MEM	MIA	MIL	MIN	NO	NY	OKC	ORL	PHI	PHO	POR	SAC	SEA	TOR	UTA	WAS	
Pts./game/diff.	29	3	15	27	22	28	6	11	23	30	7	13	2	5	17	8	1	24	20	26	12	16	10	14	19	21	18	4	9	25
Off. Reb. Pct.	21	8	10	7	13	3	11	2	14	23	25	29	9	4	12	27	26	19	5	1	30	16	6	17	15	20	28	24	22	18
Def. Reb. Pct.	29	17	12	30	26	16	14	19	24	23	25	21	15	7	13	3	1	18	11	10	20	5	2	8	27	9	4	22	6	28
Total Reb. Pct.	29	9	12	22	21	5	13	7	20	24	28	27	10	3	14	17	4	18	6	2	30	8	1	11	25	16	19	23	15	26



**OPPOSANTS**





# ATLANTA HAWKS



## GENERAL INFORMATION



Lloyd Pierce

Franchise Timeline (Established)	Tri-Cities Blackhawks (1949-50), Milwaukee Hawks (1951-52), St. Louis Hawks (1955-56), Atlanta Hawks (1968-69)
Address	Emory Sports Medicine Complex: 1968 Hawks Lane, Brookhaven, GA 30329
Principal Owner & Chair of Board of Directors/NBA Governor	Tony Ressler
Chief Executive Officer	Steve Koonin
President of Basketball Operations/General Manager	Travis Schlenk
Assistant General Manager	Landry Fields
Vice President, Basketball Operations	Rod Higgins
Vice President, Athletic Performance and Sports Medicine	Chelsea Lane
Vice President, Salary Cap Administration	Michelle Leftwich
Vice President, Team Operations	Dan Martinez
Vice President, Player Personnel	Derek Pierce
Head Coach	Lloyd Pierce
Assistant Coaches	Nate McMillan, Melvin Hunt, Chris Jent, Marlon Garnett, Matt Hill
Special Assistant to the Head Coach	Nate Babcock
Head Video Coordinator	Dipesh Mistry
Head Athletic Trainer	Scottie Parker
Head Strength & Conditioning Coach	Mike Irr
Senior Vice President, Public Relations	Garin Narain
Senior Director of Media Relations	Jon Steinberg
Manager of Media Relations	Jelani Downing
Home Court	State Farm Arena (16,888)

## BROADCAST INFORMATION

Cable Television	FOX Sports Southeast. Broadcasters: Bob Rathbun, Dominique Wilkins, Kelly Crull
Radio	92-9 The Game. Broadcasters: Steve Holman, Mike Con

### 2020-21 SCHEDULE

1/11/21..... @ATL

### ALL-TIME SERIES RESULTS

Overall	194-190
Home	111-61
Away	63-114
Neutral	20-15

### PLAYOFFS

Overall	6-1
Home	4-0
Away	2-0

## ALL-TIME SERIES INFORMATION

76ers Largest Margin of Victory	47, 12/8/82
76ers Most Pts. Scored	144, 2/23/61
76ers Fewest Pts. Scored	68, 4x last 2/26/54

Hawks Largest Margin of Victory	42, 4/5/89
Hawks Most Pts. Scored	149, 1/30/93
Hawks Fewest Pts. Scored	59, 11/10/53





# ATLANTA HAWKS

## 76ERS 2019-20 SEASON SERIES STATISTICS VS. HAWKS

PLAYER	G	GS	MIN	FG	FGA	PCT	3-PT	FGA	PCT	FT	FTA	PCT	OFF	DEF	TOT	AST	PF	DO	STL	TO	BLK	PTS	AVG
Embiid	3	3	104	37	57	.649	6	15	.400	26	32	.813	9	32	41	11	12	0	6	13	3	106	35.3
Simmons	2	2	80	16	26	.615	0	0	---	12	15	.800	5	7	12	11	6	0	5	7	1	44	22.0
Harris	3	3	109	20	49	.408	5	19	.263	14	17	.824	0	20	20	13	6	0	2	4	1	59	19.7
Milton	2	2	74	12	24	.500	8	17	.471	11	14	.786	1	9	10	12	10	0	2	5	1	43	14.3
Richardson	2	2	70	10	26	.385	3	8	.375	4	4	1.000	3	8	11	6	8	0	0	4	4	27	13.5
Burke (TOT)	2	1	48	8	21	.381	2	8	.250	4	5	.800	2	2	4	5	5	0	0	3	0	22	11.0
Burke (PHI)	1	0	16	3	7	.429	1	3	.333	0	0	---	0	0	0	1	2	0	0	1	0	7	7.0
Horford	2	2	63	4	12	.333	2	6	.333	2	2	1.000	5	12	17	7	6	0	1	2	5	12	6.0
Robinson (TOT)	2	1	48	6	17	.353	0	2	.000	0	0	---	1	4	5	2	3	0	1	1	1	12	6.0
Robinson (PHI)	1	0	14	3	5	.600	0	1	.000	0	0	---	0	1	1	2	0	1	0	0	0	6	6.0
Korkmaz	3	0	64	4	18	.222	3	12	.250	6	7	.857	0	8	8	10	12	6	3	8	1	17	5.7
Scott	0	0	28	5	11	.455	1	7	.143	0	0	---	1	4	5	0	2	0	0	0	1	11	5.5
Thybulle	3	1	49	3	11	.273	2	8	.250	3	7	.429	3	3	6	1	12	0	8	3	2	11	3.7
Ennis	2	0	14	2	4	.500	1	2	.500	0	0	---	1	2	3	2	0	0	1	0	0	5	2.5
O'Quinn	1	0	6	1	3	.333	0	1	.000	0	0	---	0	0	0	1	0	0	1	0	0	2	2.0
Smith	1	0	9	0	1	.000	0	0	---	1	2	.500	0	1	1	1	1	0	1	1	0	1	1.0
Neto	1	0	20	0	6	.000	0	3	.000	0	0	---	0	0	0	1	3	0	1	2	0	0	0.0
76ERS	3	-	720	120	258	.465	32	102	.314	79	100	.790	29	110	139	71	72	0	32	46	18	351	117.0
HAWKS	3	-	720	118	268	.440	28	100	.280	78	96	.813	32	105	137	71	72	0	32	50	9	342	114.0

PLAYER	-- SINGLE-GAME --							-- AVERAGE PER GAME --							-- CAREER HIGHS --										(C=SET, T=TIRED THIS SEASON)				
	MIN	REB	AST	STL	TO	BLK	PTS	MIN	REB	AST	STL	TO	BLK	PTS	FG	FGA	FT	FTA	REB	AST	PTS	FG	FGA	FT	FTA	REB	AST	PTS	
Embiid	36	14	5	3	7	1	49	34.5	13.7	3.7	2.00	4.3	1.00	35.3	17C	24C	14C	15C	14C	6	49C								
Simmons	42	6	4	1	31	40.1	6.0	5.5	2.50	3.5	0.50	22.0	10T	17T	11	13	15	31	31	15	31								
Harris	39	9	5	1	3	25	36.4	6.7	4.3	0.67	1.3	0.33	19.7	11	20	9	10	12	7	30									
Milton	35	5	6	1	2	27	24.8	3.3	4.0	0.67	1.7	0.33	14.3	7	12C	8C	10C	5C	6C	27C									
Richardson	39	3	0	3	14	36.3	2.5	3.0	0.00	2.0	2.00	13.5	10	19	8	9	8	5	3	32									
Burke (TOT)	32	3	0	0	15	24.0	2.0	2.5	0.00	1.5	0.00	11.0	9	16C	6	7	7	5	22										
Burke (PHI)	16	1	0	0	1	7	16.4	1.0	2.0	0.00	1.0	0.00	7.0																
Horford	32	9	5	1	4	7	31.4	8.5	3.5	0.50	1.0	2.50	6.0	7	13	4	4	10	9	17									
Robinson (TOT)	34	4	1	1	1	0	13.7	1.0	1.0	1.00	0.5	0.50	6.0	4	12C	2	2	4T	2	12									
Robinson (PHI)	14	1	1	1	0	0	13.7	1.0	1.0	1.00	0.5	0.50	6.0																
Korkmaz	31	6	2	1	2	0	15	21.4	2.7	1.0	1.00	0.7	0.00	5.7	3C	8C	6C	7C	6C	2C	15C								
Scott	19	4	0	0	1	11	14.2	2.5	0.0	0.00	0.0	0.50	5.5	8	14	2	2	8	3	19									
Thybulle	20	3	1	4	3	2	8	16.3	2.0	0.3	2.67	1.0	0.67	3.7	2C	8C	2C	4C	3C	1C	8C								
Ennis	8	3	1	1	0	0	3	7.1	1.5	1.0	0.50	0.0	0.0	2.5	5	11	4	4	5	2	14								
O'Quinn	6	3	0	1	0	0	2	5.8	3.0	0.0	1.00	0.0	0.0	2.0	5	10	4	5	12	4	14								
Smith	9	1	1	1	0	1	8.6	1.0	1.0	1.00	1.0	0.00	1.0	0C	1C	1C	2C	1C	1C	1C									
Neto	20	0	1	1	2	0	0	0	0	0.0	1.00	2.0	0.00	0.0	4	8	3	4	2	1T	11T								
76ERS	240	49	27	12	22	11	129	240.0	46.3	23.7	10.67	15.3	6.00	117.0	62	129	43	67	90	41	144								
HAWKS	240	48	29	12	21	4	127	240.0	45.7	23.7	7.33	16.7	3.00	114.0	64	124	46	62	105	43	149								

## HAWKS 2019-20 SEASON SERIES STATISTICS VS. 76ERS

PLAYER	G	GS	MIN	FG	FGA	PCT	3-PT	FGA	PCT	FT	FTA	PCT	OFF	DEF	TOT	AST	PF	DO	STL	TO	BLK	PTS	AVG
Young	3	3	109	26	44	.591	6	25	.280	33	36	.917	2	15	17	37	8	0	2	17	0	92	30.7
Capela (TOT)	1	1	37	12	16	.750	0	0	---	6	8	.750	0	0	0	14	4	0	2	0	1	30	30.0
Collins	3	3	102	23	39	.590	3	10	.300	5	7	.714	10	27	37	2	12	1	3	5	1	54	18.0
Hunter	3	3	106	16	35	.457	5	15	.333	14	19	.737	2	16	18	7	8	0	1	8	0	51	17.0
Labinszere (TOT)	2	1	37	10	18	.556	3	9	.333	0	2	.000	2	7	9	0	10	0	2	0	0	23	11.5
Dedmon (TOT)	1	1	14	2	6	.333	1	4	.250	0	0	---	0	3	3	0	5	0	1	0	0	5	5.0
Fernando	2	0	36	9	15	.600	2	5	.400	1	3	.333	2	6	8	2	4	0	0	1	2	21	10.5
Huerter	3	2	91	10	23	.435	4	12	.333	3	4	.750	4	5	9	10	4	0	3	1	1	27	9.0
Reddick	3	1	79	10	27	.370	2	10	.200	4	4	1.000	1	6	7	2	10	0	2	5	0	26	8.7
Jones	2	1	32	7	9	.778	0	0	---	3	6	.500	4	3	7	1	5	0	2	1	2	17	8.5
Teague (TOT)	3	1	56	7	23	.304	2	6	.333	7	8	.875	2	4	6	9	8	0	0	7	0	23	7.7
Teague (ATL)	2	0	31	1	10	.100	0	2	.000	6	6	1.000	2	5	7	5	4	0	0	4	0	8	4.0
Bembry	1	0	20	0	3	.000	0	0	---	0	2	.500	0	4	4	1	2	0	1	1	0	0	0.0
Carter	3	0	40	6	13	.462	2	9	.222	4	4	1.000	0	10	10	1	5	0	2	1	3	18	6.0
Parker	1	0	22	2	7	.286	2	3	.667	0	0	---	1	3	4	0	1	0	0	2	0	6	6.0
Len	1	1	18	2	7	.286	0	1	.000	1	1	1.000	2	1	3	3	3	0	3	0	0	9	9.0
Graham (TOT)	3	1	34	2	11	.182	0	5	.000	5	5	1.000	2	7	9	0	5	0	3	2	0	9	3.0
Graham (ATL)	2	0	13	1	6	.167	0	1	.000	1	1	1.000	2	3	5	0	3	0	1	1	0	3	1.5
Turner	1	0	7	0	1	.000	0	0	---	2	2	1.000	0	0	0	2	0	0	2	1	0	2	2.0
HAWKS	3	-	720	118	268	.440	28	100	.280	78	96	.813	32	105	137	71	72	0	32	50	9	342	114.0
76ERS	3	-	720	120	258	.465	32	102	.314	79	100	.790	29	110	139	71	72	0	32	46	18	351	117.0

PLAYER	-- SINGLE-GAME --						-- AVERAGE PER GAME --						-- CAREER HIGHS --						-- C-BEST, T-TIED THIS SEASON --					
	MIN	REB	AST	STL	TO	BLK	PTS	FG	FGA	FT	FTA	REB	AST	PTS	FG	FGA	FT	FTA	REB	AST	PTS			
Young	38	7	18	2	7	0	39	36.4	5.7	12.3	0.67	5.7	0.00	30.7	12	22	18	20	7	17	11			
Capela (TOT)	17	14	3	2	1	30	36.9	14.0	3.0	2.00	0.0	1.00	30.0	12	16	6	8	20	3	30	30			
Collins	39	20	1	2	3	21	34.0	12.3	0.7	1.00	1.7	0.33	18.0	10	18	1	4	6	20	6	25			
Hunter	39	9	4	1	4	0	22	35.2	6.0	2.3	0.33	2.7	0.00	17.0	8	15	9	10	9	4	22			
Labinszere (TOT)	23	4	2	0	1	15	22.7	4.0	2.0	0.00	1.0	1.00	15.0	7	12	0	0	0	0	0	12			
Dedmon (TOT)	23	6	0	1	0	18	18.3	4.5	0.0	1.00	0.0	0.0	11.5	8	13	8	8	15	7	19				
Dedmon (ATL)	14	3	0	1	0	5	14.0	3.0	0.0	1.00	0.0	0.0	5.0	5	8	1	4	4	2	11	11			
Fernando	20	4	2	0	1	2	11.8	4.0	1.0	0.00	0.5	1.00	10.5	5	8	1	2	4	2	2	11			
Huerter	35	4	2	1	1	12	30.3	3.0	3.0	1.33	1.0	0.33	9.0	11	17	2	3	10	3	29				
Reddick	30	4	2	2	0	12	26.4	2.3	0.7	0.67	1.7	0.00	8.7	4	8	10	2	2	4	2	12			
Jones	26	7	1	1	2	14	16.0	3.5	0.5	1.00	0.5	1.00	8.5	6	8	2	4	7	1	1	14			
Teague (TOT)	25	4	5	0	3	15	18.6	2.0	0.0	0.00	2.3	0.00	7.7	10	16	12	13	5	11	33				
Teague (ATL)	18	4	2	0	3	4	15.6	2.5	0.0	0.00	2.0	0.00	4.0	6	11	4	5	7	7	17				
Benley	20	1	1	1	0	7	20.3	1.0	1.0	0.00	0.0	0.00	4.0	6	11	4	5	7	7	17				
Carter	24	6	1	1	2	14	13.4	3.3	0.3	0.67	0.3	1.00	6.0	17	36	12	14	14	12	43				
Parker	22	4	0	0	2	0	22.1	4.0	0.0	0.00	2.0	0.00	6.0	9	17	6	8	10	3	25				
Ben	5	3	1	0	0	3	3.2	0.0	0.00	0.0	0.00	0.0	0.0	1	3	0	0	13	0	1				
Graham (TOT)	21	4	0	2	0	1	6	11.3	3.0	0.0	1.00	0.7	0.00	3.0	5	9	4	4	4	1	12			
Graham (ATL)	7	3	0	1	1	0	3	6.5	2.5	0.0	0.50	0.5	0.00	1.5	2	8	4	4	9	6	17			
Turner	0	2	2	1	0	2	6.7	0.0	2.0	2.00	1.0	0.00	2.0	8	18	4	4	9	6	17				
WARRIS	240	49	29	12	22	1	23.7	7.7	23.7	7.7	15.3	6.0	11.0	64	124	44	107	77	41	141				
75ERS	240	49	27	12	22	1	12.9	240.0	45.3	23.7	19.5	15.3	6.0	2.0	11.0	64	124	43	67	99	41			





# ATLANTA HAWKS

## ALL-TIME MEETINGS

DATE	PHI	OPP	DATE	PHI	OPP	DATE	PHI	OPP	DATE	PHI	OPP													
11/30/49	A	W	87	71	12/7/58	N	W	108	104	10/29/66	H	W	138	96	1/28/81	A	L	101	104	3/22/98	A	L	90	108
3/12/50	H	W	96	72	11/16/58	N	L	104	108	11/5/66	A	L	87	105	2/4/81	H	W	107	104	3/29/98	H	W	99	94
12/8/50	A	W	86	105	12/29/58	A	L	105	107	12/11/66	A	L	103	117	3/1/81	A	L	107	114	3/26/99	H	L	84	90
12/8/50	A	W	100	102	1/21/59	H	W	134	112	12/28/66	H	W	113	108	3/22/81	H	W	126	94	4/9/99	A	H	83	67
1/1/51	H	W	106	89	2/1/59	A	L	137	139*	1/15/67	A	W	110	95	3/29/81	A	L	94	98	4/21/99	A	W	80	78
1/28/51	H	W	104	83	2/14/59	A	L	121	124	1/24/67	H	L	106	118	12/4/81	A	L	103	111	12/4/99	H	W	77	74
1/30/51	A	L	87	96	2/19/59	H	W	113	105	2/12/67	A	L	112	113	12/19/81	H	W	123	118*	3/12/00	A	L	77	93
2/2/51	A	L	90	96*	3/4/59	A	L	114	120	3/8/67	A	W	115	113*	1/8/82	A	W	100	96	3/24/00	H	W	117	115**
2/15/51	H	W	94	80	3/5/59	H	W	142	118	3/11/67	H	L	114	116	3/21/82	H	L	111	123	4/7/00	A	W	102	97
3/18/51	H	W	97	89	10/24/59	H	L	109	121	10/28/67	A	W	104	104	3/28/82	A	W	116	98	11/17/00	H	W	85	83
11/15/51	H	W	97	95	11/18/59	H	W	138	103	11/18/67	H	L	111	116	4/11/82	H	L	109	110*	11/20/00	A	W	114	90
12/19/51	A	L	97	103	11/20/59	A	L	101	114	12/14/67	A	L	101	102	11/6/82	H	W	119	115**	3/11/01	A	W	97	91
1/3/52	H	W	107	81	12/20/59	H	L	127	132	12/29/67	H	W	133	123	12/10/82	A	L	97	123	4/9/01	H	W	108	95
1/27/52	H	W	91	86	1/3/60	H	W	114	113	1/28/68	A	L	103	115	12/21/82	H	W	122	105	12/17/01	H	W	99	83
2/6/52	A	L	88	99	1/4/60	A	L	120	127	1/30/68	H	W	125	118	3/4/83	A	L	110	115	1/25/02	A	W	106	90
2/24/52	H	L	75	77	1/5/60	N	W	145	143*	3/3/68	A	W	133	127	3/16/83	H	W	105	100	3/4/02	H	L	94	100
2/27/52	A	L	81	88	1/12/60	N	W	127	120	3/8/68	H	W	101	96	4/17/83	A	L	101	114	3/22/02	A	W	96	91
3/12/52	A	W	89	71	1/23/60	A	L	121	130	11/1/68	A	L	99	118	11/19/83	H	W	92	91	11/13/02	A	L	81	91
3/13/52	H	W	89	70	1/24/60	H	L	110	131	11/30/68	H	L	113	117*	12/4/83	A	L	121	114*	12/4/02	H	W	99	93
11/8/52	A	L	83	106	2/5/60	A	L	100	124	1/11/69	H	L	101	111	1/13/84	H	L	104	105	1/20/03	H	L	99	100
11/13/52	H	W	96	81	3/3/60	H	W	149	108	1/24/69	A	W	120	111	1/25/84	A	L	98	102	4/10/03	A	W	99	78
11/30/52	H	W	78	66	3/6/60	A	L	117	126	2/9/69	A	L	117	122*	2/12/84	A	W	109	91	1/21/03	H	W	87	85
12/16/52	N	L	83	88	11/19/60	H	L	94	114	2/16/69	H	W	127	102	3/25/84	A	W	119	114**	12/21/03	A	L	84	87
12/18/52	A	L	77	91	11/26/60	A	L	110	129	3/12/69	H	L	117	126	11/9/84	A	L	119	130	2/7/04	H	L	80	110
12/20/52	H	W	90	86	12/7/60	A	W	142	134	11/1/69	H	L	123	131	1/12/84	H	W	110	107	3/28/04	A	L	65	89
12/31/52	A	L	87	97	12/15/60	N	L	105	115	11/26/69	A	W	135	114	1/20/85	A	L	97	113	11/3/04	A	W	98	95
2/4/53	A	L	92	105	1/1/61	H	L	96	113	12/5/69	A	W	105	104	1/30/85	H	W	122	104	11/24/04	H	W	110	97
2/17/53	N	W	84	65	1/12/61	N	L	118	124*	1/4/70	H	W	130	120	3/29/85	A	L	108	112	4/3/05	A	W	97	93
3/12/53	H	W	84	70	1/21/61	H	W	127	124	1/28/70	A	L	100	112	4/9/85	H	W	113	104	4/12/05	H	L	98	105
3/17/53	H	W	72	68	2/8/61	H	W	130	108	3/6/70	H	W	150	134	11/22/85	A	L	103	110	3/20/05	A	L	103	110
11/14/53	A	66	77	2/19/61	H	L	106	116	10/31/70	H	L	102	133	11/26/85	H	L	91	98	1/13/06	H	W	125	124**	
11/26/53	H	W	93	86	2/24/61	A	L	128	144	11/4/70	A	L	113	115	12/21/85	H	W	108	102	3/8/06	A	L	101	104
11/28/53	N	L	80	91	3/8/61	A	L	127	136	1/2/71	H	L	120	125	1/26/86	A	L	103	105	4/7/06	H	L	99	109
12/13/53	H	W	108	74	3/11/61	A	L	116	126	1/10/71	A	W	115	107	3/16/86	A	L	101	118	12/13/06	H	L	81	101
12/19/53	A	W	90	83	3/12/61	H	L	134	136*	1/31/71	A	L	126	132	4/6/86	H	W	95	94	12/22/06	A	W	98	83
12/30/53	N	W	96	89	11/4/61	A	L	107	127	2/2/71	H	W	108	105	11/25/86	H	W	102	100	3/30/07	H	W	88	82
1/1/54	A	L	92	95	12/8/61	A	L	111	123	12/28/71	H	L	116	120	12/5/86	A	L	106	108	4/11/07	A	W	102	94
2/10/54	A	L	79	94	12/9/61	H	L	102	106	12/31/71	A	L	119	131	12/19/86	H	W	122	100	12/5/07	H	L	103	113
2/25/54	H	L	96	101	12/25/61	H	L	122	127	1/30/72	A	L	114	130	1/25/87	A	L	96	111	1/18/08	A	L	89	116
3/1/54	H	L	97	95	1/13/62	N	W	122	112	1/31/72	H	L	115	120	3/29/87	H	L	100	118	3/10/08	H	L	96	100
11/6/54	A	84	107	1/19/62	A	L	103	128	3/17/72	N	L	111	127	4/5/87	H	W	106	104*	3/24/08	A	W	95	90	
11/21/54	H	W	110	104	1/20/62	H	L	101	107	3/22/72	A	L	106	113	11/20/87	H	W	116	85	11/28/08	A	L	78	102
12/9/54	H	W	120	97	2/8/62	H	W	122	110	10/23/72	A	L	85	105	12/20/87	A	L	87	124	12/23/08	A	L	91	110
12/11/54	A	L	90	94	2/22/62	N	L	106	134	12/1/72	H	L	99	105	12/22/87	H	L	115	118	2/3/09	H	L	99	100
1/1/55	H	W	108	102	2/23/62	A	L	107	121	12/20/72	A	L	120	131	1/31/88	A	L	85	100	4/14/09	H	L	98	100
1/20/55	H	W	92	87	2/25/62	H	L	106	110	12/30/72	N	L	107	117	3/25/88	A	W	97	93	11/3/09	H	L	74	105
1/28/55	A	L	90	101	3/13/62	A	L	110	142	1/13/73	H	L	95	111	4/10/88	H	L	108	117	11/25/09	A	L	110	113
2/4/55	A	L	88	114	10/27/62	A	L	98	118	2/3/73	H	L	100	104	11/5/88	H	W	129	115	12/18/09	A	W	98	97
2/8/55	N	W	115	88	11/16/62	H	W	113	105	2/4/73	A	L	115	123	12/9/88	A	L	107	121	3/5/10	H	L	86	96
2/9/55	A	L	94	104	11/22/62	N	W	130	120	10/23/73	H	L	106	111	1/18/89	H	W	115	104	11/25/10	H	L	80	84
2/17/55	H	W	107	93	1/2/63	A	L	110	129	10/19/73	A	L	102	133	1/20/89	A	L	109	117	12/22/10	A	L	86	84
2/22/55	N	L	95	97	12/8/62	H	W	102	97	12/31/73	H	L	97	106	3/26/89	A	L	103	105	3/11/11	H	W	89	86
11/24/55	H	W	111	103	1/11/63	A	L	117	134	1/5/74	N	L	102	108*	3/28/89	H	W	117	115*	4/5/11	A	L	82	99
11/29/55	N	L	97	105	1/19/63	H	W	149	148*	1/25/74	A	L	97	112	11/14/89	A	L	94	96	3/7/12	H	W	103	71
12/11/55	H	W	101	89	2/1/63	A	W	125	111	2/1/74	N	L	105	106	12/22/89	A	W	89	88	3/23/12	H	W	99	86
12/17/55	A	W	110	104	2/6/63	H	W	126	109	3/16/74	H	L	127	146	3/11/90	A	L	105	107	4/8/12	A	L	79	103
12/30/55	N	L	103	110	2/15/63	N	L	114	123	3/27/74	H	W	117	108	3/28/90	H	W	122	104	11/9/12	A	W	106	100
1/7/56	H	L	99	105*	3/16/63	H	L	121	125	11/1/74	A	L	98	114	4/22/90	H	L	98	118	12/7/12	H	W	95	94*
1/13/56	A	L	104	119	3/17/63	A	L	116	125	11/23/74	H	W	98	96	12/1/90	H	W	116	110	12/8/12	A	L	79	92
1/21/56	N	L	96	100	11/7/63	H	L	102	119	1/19/75	H	W	109	109	12/19/90	A	L	105	115	3/3/13	H	L	101	109
2/9/56	H	L	97	98	11/29/63	N	L	78	112	12/18/74	H	L	99	131	1/25/91	H	W	116	94	1/29/14	A	W	95	94
3/1/56	H	W	111	100	12/13/63	H	L	84	111	1/19/75	A	L	100	102	3/17/91	A	L	105	110	2/5/14	H	L	108	114
3/7/56	A	L	98	111	1/11/64	H	W	115	108	2/7/75	A	W	98	95	4/18/91	H	W	122	97	4/4/14	A	W	111	102
1/34/56																								



# BOSTON CELTICS



## GENERAL INFORMATION



Brad Stevens

Franchise Timeline (Established) ..... Boston Celtics (1946-47)  
Address ..... 46 Life Street, Boston, MA 02135  
Managing Partner, Governor and Chief Executive Officer ..... Wyc Grousbeck  
President of Basketball Operations ..... Danny Ainge  
Head Coach ..... Brad Stevens  
Assistant Coaches ..... Jerome Allen, Brandon Bailey, Jay Larranaga, Joe Mazzulla,  
Scott Morrison, Jamie Young  
Media Relations ..... Christian Megliola, Jeff Twiss, Heather Walker, Brian Olive, Brandon Chinn  
Home Court ..... TD Garden (18,624)

## BROADCAST INFORMATION

Radio ..... 98.5 FM The Sports Hub: Sean Grande, Cedric Maxwell  
Television ..... NBC Sports Boston: Mike Gorman, Brian Scalabrine, Tom Heinsohn, Abby Chin

### 2020-21 SCHEDULE

1/20/21 ..... @PHI  
1/22/21 ..... @PHI

### ALL-TIME SERIES RESULTS

Overall ..... 190-262  
Home ..... 124-88  
Away ..... 54-152  
Neutral ..... 12-22

### PLAYOFFS

Overall ..... 47-62  
Home ..... 32-19  
Away ..... 15-43

## ALL-TIME SERIES INFORMATION

76ers Largest Margin of Victory ..... 42, 10/29/66  
76ers Most Pts. Scored ..... 150, 3/6/70  
76ers Fewest Pts. Scored ..... 65, 3/28/04

Celtics Largest Margin of Victory ..... 37, 12/20/87  
Celtics Most Pts. Scored ..... 148, 1/19/63  
Celtics Fewest Pts. Scored ..... 65, 2/17/53





# BOSTON CELTICS

## 76ERS 2019-20 SEASON SERIES STATISTICS VS. CELTICS

PLAYER	G	GS	MIN	-FIELD GOALS-			-3-POINT FG--			-FREE THROWS-			--REBOUNDS--			PF	FO	STL	TO	BLK	PTS	AVG	
				FG	FGA	PCT	FG	FGA	PCT	FT	FTA	PCT	OFF	DEF	TOT								
Embiid	3	3	83	18	46	.391	3	11	.273	25	31	.806	10	21	31	10	11	0	0	6	64	21.3	
Richardson	3	3	93	18	39	.462	3	12	.250	21	21	1.000	2	9	11	11	7	0	3	5	60	20.0	
Burke (TOT)	2	0	55	9	21	.429	4	9	.444	16	18	.889	0	7	7	1	3	0	2	0	38	19.0	
Simmons	4	4	148	31	51	.608	0	0	---	11	22	.500	6	28	34	23	11	0	2	16	1	73	18.3
Harris	4	4	138	27	60	.450	6	15	.400	4	6	.667	3	33	36	15	8	0	6	7	2	64	16.0
Horford	3	3	92	16	35	.457	4	15	.267	6	9	.667	9	10	19	13	11	0	4	2	4	42	14.0
Robinson (TOT)	2	2	60	7	21	.333	2	8	.250	4	4	1.000	1	4	5	4	4	0	1	1	1	20	10.0
Scott	4	2	88	12	28	.429	6	15	.400	4	4	1.000	3	16	19	3	4	0	0	1	0	34	8.5
Korkmaz	4	0	67	11	21	.524	7	14	.500	4	4	1.000	1	13	14	2	5	0	1	2	0	33	8.3
Pelle	1	0	13	3	3	1.000	0	0	---	0	0	---	0	4	4	0	2	0	0	1	3	6	0.0
Milton	2	1	30	3	8	.375	1	4	.250	4	4	1.000	0	4	4	1	5	0	3	0	0	11	5.5
Thybulle	0	0	94	6	18	.333	5	13	.385	0	0	---	4	3	7	5	12	0	3	2	4	17	4.3
O'Quinn	2	0	16	3	6	.500	2	4	.500	0	0	---	3	2	5	3	2	0	0	1	0	8	4.0
Ennis	4	0	56	3	12	.250	2	8	.250	1	4	.250	1	9	10	0	8	0	2	5	1	11	2.8
Burke	2	0	18	1	7	.143	0	3	.000	0	0	---	1	2	3	2	2	0	0	0	0	2	1.0
Neto	3	0	23	0	4	.000	0	3	.000	1	2	.500	3	2	5	2	2	0	0	2	0	1	0.3
Smith	1	0	3	0	1	.000	0	1	.000	0	0	---	0	0	0	0	1	0	0	0	0	0	0.0
76ERS	4	~	960	152	339	.448	39	117	.333	83	107	.776	46	156	202	90	91	0	22	56	23	426	106.5
CELTICS	4	~	960	151	349	.433	40	123	.325	74	100	.740	36	118	154	74	90	0	25	43	12	416	104.0

PLAYER	-- SINGLE-GAME TO HIGHS --										AVERAGE PER GAME										--CAREER HIGHS-- (C=SET, T=TIRED THIS SEASON)									
	MIN	REB	AST	ST	BL	PTS	MIN	REB	AST	STL	TO	BLK	PTS	PG	FGA	FT	FTA	REB	AST	PTS										
Embiid	36	13	6	4	3	38	27.6	10.3	3.3	0.00	2.0	2.00	21.3	12C	22	20	21	22	67	38C										
Richardson	34	6	7	2	2	29	30.9	3.7	3.7	1.00	1.7	1.33	20.0	9C	17	10C	10C	6T	8	29C										
Burke (TOT)	31	4	1	1	2	20	27.4	3.5	0.5	1.00	1.0	0.00	19.0	9	19	11C	12C	9	6	21										
Simmons	39	9	9	1	5	24	36.9	8.5	5.8	0.50	4.0	0.25	18.3	11C	16C	5T	10	15	9C	24C										
Harris	38	15	7	2	4	23	34.4	9.0	3.8	1.50	1.8	.50	16.0	11	20T	8	12	15C	7C	31										
Horford	32	9	6	1	2	17	30.8	6.3	4.3	0.67	1.3	.67	14.0	11	19	10	11	15	8	24										
Robinson (TOT)	32	4	3	1	1	11	30.0	2.5	2.0	0.50	0.5	0.50	10.0	4T	11T	4	5	6	3C	11C										
Scott	29	6	1	0	1	15	22.0	4.8	0.8	0.00	0.3	0.00	9.5	6	12	7	8	9	3	19										
Korkmaz	25	4	2	1	0	14	16.8	3.5	0.5	0.25	0.5	0.00	8.3	4C	9C	4C	4C	4C	2T	14C										
Pelle	13	4	0	0	1	3	6	12.6	4.0	0.00	1.0	3.00	6.0	0C	0C	0T	0T	0C	0T	0C										
Milton	29	4	1	3	0	0	11	15.1	2.0	0.5	1.50	0.0	0.00	5.5	3C	8C	4C	4C	4C	11C										
Thybulle	30	5	2	1	2	8	23.4	1.8	1.3	0.75	0.5	1.00	4.3	3C	5C	0C	0C	5C	2C	8C										
O'Quinn	12	4	3	0	1	0	5	7.8	2.5	1.5	0.00	0.5	0.00	4.0	6	12	7	7	13	3T										
Ennis	18	6	0	2	3	1	6	13.9	2.5	0.0	0.50	1.3	.25	2.8	5	8	6	6	8	1										
Burke	12	3	2	0	0	2	6.8	1.5	1.0	0.00	0.0	0.00	1.0	11	20	4	5	6	11	29										
Neto	12	4	1	0	1	0	1	7.7	1.7	0.7	0.00	0.3	5	6	4	7	4	4C	4	15										
Smith	3	0	0	0	0	0	3.3	0.0	0.0	0.00	0.0	0.00	0.0	0C	1C	0C	0C	0C	0C	0C										
76ERS	240	62	27	6	17	8	115	240.0	50.5	22.5	5.50	14.0	5.75	106.5	67	133	47	64	93	42										
CELTICS	240	42	24	9	15	7	116	240.0	38.5	18.5	6.25	10.8	3.00	104.0	61	142	44	57	108	40	148									

## CELTICS 2019-20 SEASON SERIES STATISTICS VS. 76ERS

PLAYER	G	GS	MIN	-FIELD GOALS-			-3-POINT FG--			-FREE THROWS-			--REBOUNDS--			PF	DO	STL	TO	BLK	PTS	AVG	
				FG	FGA	PCT	FG	FGA	PCT	FT	FTA	PCT	OFF	DEF	TOT								AST
Walker	3	3	103	22	59	.373	11	30	.367	12	15	.800	2	3	5	13	8	0	1	6	1	67	22.3
Tatum	4	4	135	24	72	.333	11	27	.407	17	21	.810	3	23	26	14	10	0	5	9	3	76	19.0
Smart	3	1	98	16	29	.552	6	13	.462	6	7	.857	1	8	9	13	10	0	5	6	7	44	14.7
Hayward	4	4	144	21	53	.396	2	10	.200	12	15	.800	2	18	20	11	8	0	2	5	1	56	14.0
Brown	4	4	132	21	50	.420	4	17	.235	8	12	.667	2	24	26	5	10	0	5	11	0	54	13.5
Kanter	3	1	66	19	28	.679	0	2	.000	2	7	.286	8	18	26	4	9	0	2	1	2	40	13.3
Thieis	4	3	86	13	21	.619	2	7	.286	5	7	.714	10	8	18	3	8	0	1	2	33	9.3	
Wanmaker	3	0	47	6	12	.500	2	5	.400	3	4	.750	0	1	1	7	4	0	2	0	0	17	5.7
R. Williams	1	0	11	2	4	.500	0	0	---	1	2	.500	1	2	3	1	4	0	1	0	1	5	5.0
Edwards	1	0	11	1	5	.200	1	3	.333	0	0	---	1	0	1	0	0	0	0	0	0	3	3.0
Ojeleye	4	0	78	2	8	.250	1	7	.143	6	6	1.000	1	11	12	2	8	0	1	0	1	11	2.8
G. Williams	3	0	33	3	7	.429	0	2	.000	1	2	.500	5	1	6	0	9	0	0	1	1	7	2.3
Fall	1	0	3	1	1	1.000	0	0	---	0	0	---	0	0	0	0	1	0	0	0	0	2	2.0
Langford	1	0	4	0	0	---	0	0	---	1	2	.500	0	1	1	1	0	0	0	0	0	1	1.0
Green	2	0	6	0	0	---	0	0	---	0	0	---	0	0	0	0	1	0	0	0	0	0	0.0
CELTICS	4	~	960	151	349	.433	40	123	.325	74	100	.740	36	118	154	74	90	0	25	43	12	416	104.0
76ERS	4	~	960	152	339	.448	39	117	.333	83	107	.776	46	156	202	90	91	0	22	56	23	426	106.5

PLAYER	-- SINGLE-GAME --							-- AVERAGE PER GAME --							-- CAREER TOTALS -- (C=SET, T=TIRED THIS SEASON)											
	MIN	REB	AST	ST	TO	BLK	PTS	MIN	REB	AST	STL	TO	BLK	PTS	FG	FGA	FT	FTA	REB	AST	PTS					
Walker	36	2	8	1	3	1	29	34.4	1.7	4.3	0.33	2.0	0.33	22.3	21	34	12	14	11	10	60					
Tatum	37	10	4	2	4	1	25	33.9	6.5	3.5	1.25	2.3	0.75	19.0	9	22C	9	10C	10T	4C	25C					
Smart	34	4	8	3	4	0	24	32.6	3.0	4.3	1.67	2.0	0.00	14.7	9C	14T	5C	7	7	8T	10C					
Hayward	37	9	5	1	2	1	25	35.9	5.0	2.8	0.50	1.3	0.25	14.0	9	21	11	12	9C	8T	26					
Brown	41	9	2	4	0	32	33.0	6.5	1.3	1.25	2.8	0.00	13.5	13C	23C	5C	7C	9C	4	32C						
Wright	25	11	2	2	2	0	20	25.2	1.1	2.2	0.50	0.3	0.33	12.3	8	13	2	2	22	0	20					
Wanless	27	7	2	1	1	16	21.6	4.5	0.8	0.25	0.3	0.50	8.3	7C	11C	3C	4C	8	2T	16C						
Manusaker	26	1	3	2	0	15	15.6	0.3	2.3	0.67	0.00	0.00	5.7	5C	9C	3C	4C	1T	3C	15C						
R. Williams	11	3	1	0	0	5	11.8	3.0	1.0	0.00	0.00	1.0	5.0	2C	8C	2C	3C	0	0	10C						
Edwards	11	1	0	0	0	0	11.4	0.0	0.0	0.00	0.00	0.00	0.0	1C	5C	0C	0C	1C	0C	3C						
Ojeleye	24	6	1	0	1	11	19.6	3.0	0.5	0.25	0.0	0.25	2.8	2T	3C	6C	6C	6C	1C	11C						
G. Williams	19	3	0	0	1	5	11.0	2.0	0.0	0.00	0.3	0.33	2.3	2C	3C	1C	2C	3C	0C	9C						
Langford	10	0	0	0	0	0	2.0	0.0	0.0	0.00	0.0	0.00	0.0	0C	0C	0C	0C	0C	0C	1C						
Langford	4	1	1	0	0	1	3.6	1.0	1.0	0.00	0.0	0.00	1.0	0C	0C	1C	2C	1C	1C	1C						
Green	5	0	0	0	0	0	4.2	0.0	0.0	0.00	0.0	0.00	0.0	0C	0C	0C	0C	0C	0C	0C						
CELTICS	240	42	24	9	15	7	116	240.0	38.5	18.5	6.25	10.8	3.00	104.0	61	142	44	57	108	40	140					
76ERS	62	27	12	5	10	3	32.9	62.0	10.1	5.0	1.56	2.7	0.75	26.4	20	44	15	18	23	12	43					





# BOSTON CELTICS

## ALL-TIME MEETINGS

DATE	PHI	OPP	DATE	PHI	OPP	DATE	PHI	OPP	DATE	PHI	OPP	DATE	PHI	OPP
11/30/49	A	W	87	71	12/16/58	N	L	104	108	12/17/66	A	L	103	117
3/12/50	A	W	96	72	12/29/58	A	L	105	107	12/28/66	A	W	113	108
12/8/50	A	W	86	85	1/21/59	A	W	134	112	1/15/67	A	W	110	95
12/26/50	A	L	100	102	2/1/59	A	L	137	139*	1/24/67	H	L	106	118
1/1/51	H	W	106	89	2/14/59	A	L	121	124	2/12/67	A	L	112	113
1/28/51	H	W	104	83	2/19/59	A	W	113	105	3/8/67	A	W	115	113*
1/30/51	A	L	87	96	3/4/59	A	L	114	120	3/11/67	H	L	114	116
2/2/51	A	L	90	96*	11/25/59	A	L	142	118	10/28/67	A	L	95	104
2/15/51	H	W	94	80	10/24/59	H	L	109	121	11/18/67	H	L	111	116
3/18/51	H	W	97	89	11/18/59	A	W	138	103	12/14/67	A	L	101	102
11/15/51	H	W	97	95	12/10/59	A	L	101	114	12/29/67	H	W	133	123
12/19/51	A	L	97	103	12/20/59	H	L	127	132	1/28/68	A	L	103	115
1/3/52	H	W	107	81	1/3/60	H	W	114	113	3/10/68	H	W	125	118
1/27/52	H	W	91	86	1/4/60	A	L	120	127	3/3/68	A	W	133	127
2/6/52	A	L	88	99	1/5/60	N	W	145	143*	3/8/68	H	W	101	96
2/24/52	H	L	75	77	1/12/60	N	W	127	120	11/7/68	A	L	99	118
2/27/52	A	L	81	88	1/23/60	A	L	121	130	11/30/68	H	L	113	117*
3/12/52	A	W	89	71	1/24/60	H	L	110	131	1/1/69	H	L	101	111
3/13/52	H	W	89	70	2/5/60	A	L	100	124	1/24/69	A	W	120	111
11/8/52	A	L	83	106	3/3/60	H	W	149	108	2/9/69	A	L	117	122*
11/13/52	H	W	96	81	3/6/60	A	L	117	126	2/16/69	H	W	127	102
11/30/52	H	W	78	66	11/19/60	H	L	94	114	3/12/69	H	L	117	126
12/16/52	N	L	88	101	11/25/60	A	L	122	127	1/2/70	A	L	97	131
12/18/52	L	W	77	91	12/7/60	A	W	142	144	11/26/69	A	W	135	111
12/20/52	H	W	90	86	12/15/60	N	L	105	115	12/5/69	A	W	105	104
12/31/52	A	L	87	97	1/1/61	H	L	96	113	1/4/70	H	W	130	120
2/4/53	A	L	92	105	1/12/61	N	W	118	124*	1/28/70	A	L	100	112
2/17/53	N	W	84	65	1/21/61	H	W	127	124	3/6/70	H	W	150	134
3/12/53	H	W	84	70	2/8/61	H	W	130	108	10/31/70	H	L	102	133
3/17/53	H	W	72	68	2/19/61	H	L	106	116	1/14/71	A	L	113	115
11/14/53	A	L	84	107	12/1/61	H	L	122	127	1/21/71	N	L	105	106
11/24/53	H	W	93	86	3/8/61	A	L	127	136	1/10/71	A	W	115	107
11/28/53	N	L	80	91	3/11/61	A	L	116	126	1/31/71	A	L	126	132
12/13/53	H	W	108	74	3/12/61	H	L	134	136*	2/2/71	H	W	108	105
12/19/53	A	W	90	83	11/4/61	A	L	107	127	12/28/71	H	L	116	120
12/30/53	N	W	96	89	12/8/61	A	L	111	123	12/31/71	A	L	119	131
1/1/54	A	L	92	95	12/9/61	H	L	102	106	1/30/72	A	L	114	130
2/10/54	A	L	79	94	11/25/61	A	L	122	127	3/15/72	H	L	113	120
2/15/54	A	L	96	101	11/3/62	N	W	127	117	3/17/72	N	L	111	127
3/11/54	H	W	97	95*	1/19/62	A	L	103	128	3/22/72	A	L	106	113
11/6/54	A	L	84	107	1/20/62	H	L	101	107	10/23/72	A	L	85	105
11/21/54	H	W	110	104	2/8/62	H	W	122	110	12/1/72	H	L	99	105
12/9/54	H	W	120	107	2/22/62	N	L	106	134	12/2/72	A	L	120	131
12/11/54	A	L	90	94	2/23/62	A	L	107	121	12/30/72	N	L	107	117
1/1/55	A	L	108	102	2/25/62	H	L	106	110	1/13/73	H	L	95	111
12/10/55	H	W	92	87	3/13/62	A	L	110	142	2/7/73	H	L	100	104
1/28/55	A	L	90	101	10/27/62	A	L	98	118	2/4/73	A	L	115	123
2/4/55	A	L	88	114	11/16/62	H	W	113	105	10/13/73	H	L	106	111
2/8/55	N	W	115	88	11/22/62	N	W	130	120	10/19/73	A	L	102	133
2/9/55	A	L	94	104	12/1/62	A	L	110	129	12/31/73	A	L	97	106
2/17/55	H	W	107	93	12/16/62	H	W	102	97	1/5/74	N	L	102	108*
2/22/55	N	L	95	97	1/1/63	A	L	117	134	1/25/74	A	L	97	112
11/24/55	H	W	105	103	1/19/63	H	W	149	148*	2/1/74	N	L	105	106
11/29/55	N	W	97	105	2/1/63	A	W	125	111	3/16/74	H	L	127	146
12/11/55	H	W	101	89	2/6/63	H	W	126	109	3/22/74	H	W	117	108
12/17/55	A	W	110	104	2/15/63	N	L	114	123	11/1/74	A	L	98	114
12/30/55	N	L	103	110	3/16/63	H	L	121	125	11/23/74	A	L	98	96
1/7/56	H	L	99	105*	3/17/63	A	L	116	125	12/17/74	A	W	113	109
1/13/56	A	L	104	119	11/1/63	H	L	102	119	12/18/74	H	W	119	131
1/21/56	N	L	96	100	11/29/63	N	L	78	112	1/19/75	A	L	100	102
2/9/56	H	W	97	98	12/13/63	H	L	84	111	2/2/75	A	W	115	105
3/1/56	H	W	111	100	1/1/64	H	W	115	108	3/5/75	H	L	107	116
3/7/56	A	L	98	111	1/12/64	A	L	112	123	4/5/75	H	L	97	111
3/14/56	A	L	103	122	1/31/64	A	L	97	114	11/14/75	A	W	119	109
11/1/56	H	L	83	94	2/1/64	H	L	111	119	12/20/75	H	L	97	111
11/24/56	A	L	99	114	2/9/64	A	L	109	120	1/1/76	H	W	118	107
12/9/56	H	W	116	110	2/18/64	N	L	93	103	1/16/76	H	L	116	114
12/30/56	A	L	92	105	1/23/65	A	W	119	119	3/2/76	H	L	100	103
1/4/57	N	W	116	102	3/1/64	A	L	93	108	3/20/76	H	L	96	103*
1/23/57	A	L	108	140	3/3/64	N	L	94	108	3/21/76	A	L	100	108
1/30/57	A	W	119	116	11/12/64	N	W	110	109	11/23/76	H	W	116	102
1/31/57	H	W	105	104	11/14/64	H	L	102	113	1/22/77	H	W	109	94
2/5/57	N	L	101	105	1/21/64	N	W	108	96	1/23/77	A	W	91	83
2/17/57	H	W	116	106	12/11/64	H	L	109	118	4/3/77	A	L	90	96
3/9/57	H	W	104	102	1/15/65	A	L	95	104	11/8/77	H	W	121	112
3/10/57	A	L	92	102	1/23/65	A	W	119	119	1/28/78	A	W	105	105
11/2/57	A	L	83	107	12/27/65	A	L	98	115	3/10/78	H	W	120	109
11/3/57	N	L	95	113	1/29/65	H	W	118	105	3/12/78	A	W	105	103
11/30/57	A	L	112	118	3/6/65	H	W	103	98	1/20/79	H	L	102	108
12/1/57	H	W	118	109	3/7/65	A	L	111	133	1/21/79	A	W	91	87
1/4/58	H	W	115	106	11/6/65	A	L	91	101	3/1/79	H	W	114	107
1/17/58	A	L	99	120	11/12/65	H	W	123	114	3/25/79	A	L	94	103
1/25/58	H	W	115	108	1/23/66	A	W	119	119	11/23/79	A	W	115	105
1/26/58	A	L	95	118	12/18/65	H	W	102	93	12/19/79	H	L	89	112
2/9/58	H	W	123	98	1/14/66	H	W	112	100	12/22/79	H	W	126	113
2/11/58	N	W	84	76	1/16/66	A	L	122	137	2/6/80	A	L	110	129
2/12/58	A	L	101	119	2/6/66	A	L	99	100	3/7/80	A	L	92	111
3/2/58	H	L	100	107	2/12/66	N	L	83	85	3/30/80	H	W	116	110
11/5/58	H	L	115	117	3/5/66	H	W	102	85	11/1/80	H	W	117	113*
12/4/58	N	L	114	116	3/6/66	A	W	113	110	1/28/81	A	L	101	104
12/6/58	A	W	101	92	10/29/66	H	W	139	142	2/4/81	H	L	107	104
12/7/58	H	W	108	104	11/5/66	A	L	87	105	3/1/81	A	L	107	114

\*overtime  
\*\*double-overtime  
\*\*\*triple-overtime





# BROOKLYN NETS



## GENERAL INFORMATION



Steve Nash

Franchise Timeline (Established) .....	New Jersey Americans (1967-68), New York Nets (1968-69), New Jersey Nets (1978-69), Brooklyn Nets (2012-13)
Address .....	168 39th Street, 7th Floor, Brooklyn, NY 11232
Governor .....	Joe Tsai
Alternate Governor .....	Oliver Weisberg
Alternate Governor & Chief Executive Officer .....	John Abbamondi
General Manager .....	Sean Marks
Head Coach .....	Steve Nash
Assistant General Manager .....	Jeff Peterson
Assistant General Manager .....	Andy Birdsong
Assistant Coaches .....	Jacque Vaughn, Mike D'Antoni, Ime Udoka, Jordan Ott, Royal Ivey, Ryan Forehan-Kelly
Assistant Coach/Director of Player Development .....	Adam Harrington
Assistant Coach/Player Development .....	Tiago Splitter
Player Development Assistant .....	Amar'e Stoudemire
Director of Sports Medicine .....	Les Gelis
Director of Sport Science .....	Dan Meehan
Head Athletic Trainer/Physical .....	Therapist Sebastien Poirier
Director of Performance Rehabilitation .....	Stefania Rizzo
Physiotherapist .....	Andy Barr
Head Strength & Conditioning Coach .....	Dan Liburd
Physical Performance Coach .....	Daniel Jones
Senior Director of Public Relations .....	Aaron Harris
Senior Manager of Public Relations .....	Eli Pearlstein
Senior Manager of Public Relations .....	Mitch Heckart
Public Relations Coordinator .....	Megan Walsh
Home Court .....	Barclays Center (17,732)

## BROADCAST INFORMATION

TV .....	YES Network. Broadcasters: Ian Eagle, Ryan Ruocco, Sarah Kustok, Richard Jefferson, Michael Grady
Radio .....	WFAN (660 AM/101.9 FM). Broadcasters: Chris Carrino, Tim Capstraw

### 2020-21 SCHEDULE

1/7/21..... @BKN  
2/6/21..... @PHI

### ALL-TIME SERIES RESULTS

Overall..... 116-84  
Home.....65-35  
Away..... 51-49

### PLAYOFFS

Overall ..... 8-4  
Home .....3-4  
Away ..... 5-0

## ALL-TIME SERIES INFORMATION

76ers Largest Margin of Victory.....35, 2/5/86  
76ers Most Pts. Scored.....142, 2/5/86  
76ers Fewest Pts. Scored.....67, 4/5/09

Nets Largest Margin of Victory .....36, 12/16/13  
Nets Most Pts. Scored.....141, 4/4/17  
Nets Fewest Pts. Scored .....77, 12/14/10





# BROOKLYN NETS

## 76ERS 2019-20 SEASON SERIES STATISTICS VS. NETS

PLAYER	G	GS	MIN	-FIELD GOALS-			-3-POINT FG--			-FREE THROWS-			--REBOUNDS--			PF	DQ	STL	TO	BLK	PTS	AVG	
				FG	FCA	PCT	FG	FCA	PCT	FT	FTA	PCT	OFF	DEF	TOT								AST
Embiid	1	1	41	10	20	.500	1	1	1.000	18	19	.947	6	10	16	2	4	0	2	5	2	39	39.0
Simmons	3	3	112	28	37	.757	0	0	----	18	29	.621	5	18	23	26	11	0	7	8	5	74	24.7
Harris	4	4	148	37	74	.500	7	23	.304	7	9	.778	3	31	34	12	9	0	4	7	3	88	22.0
Burke (TOT)	1	0	30	6	11	.545	2	4	.500	5	5	1.000	0	4	4	1	2	0	0	0	0	19	19.0
Burke (PHI)	1	0	30	6	11	.545	2	4	.500	5	5	1.000	0	4	4	1	2	0	0	0	0	19	19.0
Horford	4	3	104	20	49	.408	3	20	.150	6	7	.857	6	20	26	15	10	0	4	3	8	49	12.3
Richardson	4	4	132	19	51	.373	3	16	.188	7	8	.875	6	12	18	9	14	0	6	9	4	48	12.0
Korkmaz	4	0	77	12	35	.343	6	17	.353	3	7	.429	3	3	6	4	5	0	2	3	3	32	8.3
Scott	3	1	46	5	10	.500	4	7	.571	2	2	1.000	8	4	12	0	4	0	0	1	0	16	5.3
Neto	1	1	14	2	3	.667	2	5	.400	1	2	.500	0	2	2	0	1	0	0	1	0	4	4.0
Burke	1	0	6	2	5	.400	1	2	.500	0	0	----	0	2	2	0	0	0	0	0	1	0	5.0
Milton	1	0	14	2	4	.500	0	1	1.000	1	1	1.000	0	1	1	1	0	0	0	1	0	5	5.0
Ennis	3	0	40	5	11	.455	2	6	.333	2	2	1.000	3	5	8	3	7	0	2	1	14	4.7	
Robinson (TOT)	1	1	14	2	3	.667	0	1	1.000	0	0	----	0	2	2	0	1	0	0	0	0	4	4.0
Robinson (PHI)	1	1	14	2	3	.667	0	1	1.000	0	0	----	0	2	2	0	1	0	0	0	0	4	4.0
Pelle	2	0	33	3	3	1.000	0	0	----	0	0	----	1	10	11	0	5	0	4	4	6	3.0	
Bolden	1	0	9	1	2	.500	0	1	1.000	0	0	----	0	1	1	0	4	0	0	1	0	2	2.0
O'Quinn	2	0	11	1	4	.250	1	2	.500	1	2	.500	0	1	1	1	2	0	0	0	1	4	4.0
Thybulle	4	2	95	3	14	.214	1	9	.111	1	5	.200	2	5	7	6	7	0	9	3	6	2.0	
76ERS	4	---	985	162	354	.458	33	117	.282	78	104	.750	43	135	178	93	89	0	38	55	36	435	108.8
NETS	4	---	985	156	364	.429	42	112	.375	76	110	.691	51	140	191	86	95	1	28	69	5	430	107.5

PLAYER	-- SINGLE-GAME HIGHS --						-- AVERAGE PER GAME --						-- CAREER HIGHS (C=SET, T=TIED THIS SEASON) --									
	MIN	REB	AST	STL	BLK	PTS	MIN	REB	AST	STL	BLK	PTS	FG	FCG	FT	FTA	REB	AST	PTS			
Embiid	41	16	2	2	5	39	41.1	16.0	2.0	2.00	5.0	20.0	39.0	12	23	18C	19C	19	6	39T		
Simmons	42	12	5	4	3	34	37.4	7.7	8.7	2.33	2.7	1.67	24.7	12C	17	10C	14C	12T	12T	34C		
Harris	46	12	6	2	4	34	37.0	8.5	3.0	1.00	1.8	0.75	22.0	14C	20C	5	7	12T	8	39C		
Burke (TOT)	30	4	1	0	0	19	29.7	4.0	1.0	0.00	0.0	0.00	19.0	7	14	8	9	7	4	23		
Burke (PHI)	30	4	1	0	0	19	29.7	4.0	1.0	0.00	0.0	0.00	19.0									
Horford	33	6	2	1	3	19	26.0	6.5	3.8	1.00	0.8	2.00	12.3	11	21	5	8	15	8	24		
Richardson	39	7	4	3	3	15	33.0	4.5	2.3	1.50	2.3	1.00	12.0	7	20	5	7	7T	7	19		
Korkmaz	24	2	3	2	1	15	19.4	1.5	1.0	0.50	0.8	0.50	8.3	8	14	2C	5C	3	6	18		
Scott	21	8	0	0	1	8	15.5	4.0	0.0	0.00	0.3	0.00	5.3	7	14	4	6	8T	4	20		
Neto	28	3	4	2	3	8	18.1	1.5	3.3	0.75	1.3	0.00	5.3	9	14	4T	4T	4	4C	22		
Burke	6	2	0	0	0	5	6.5	2.0	0.0	0.00	1.0	0.00	5.0	10	19	3	4	5	10	27		
Milton	14	1	0	0	0	5	13.7	1.0	1.0	0.00	1.0	0.00	5.0	2T	4C	1C	1C	1T	1T	5C		
Ennis	20	5	2	0	1	6	13.2	2.7	1.0	0.00	0.7	0.33	4.7	4	10	6	6	8	2T	14		
Robinson (TOT)	14	2	0	0	0	4	14.1	2.0	0.0	1.00	0.0	0.00	4.0	6	10	4	6	6	7	4C		
Robinson (PHI)	14	2	0	0	0	4	14.1	2.0	0.0	1.00	0.0	0.00	4.0									
Pelle	21	7	0	0	2	4	16.7	5.5	0.0	0.00	2.0	2.00	3.0	2C	2C	0C	0C	7C	0C	4C		
Bolden	9	1	0	0	1	2	8.6	1.0	0.0	0.00	1.0	0.00	2.0	1C	2C	0C	0C	1C	0C	2C		
O'Quinn	6	1	1	0	0	3	15.0	0.5	0.5	0.00	0.0	0.00	2.0	10	15	5	6	12	3	23		
Thybulle	33	4	3	4	2	5	23.7	1.8	1.5	2.25	0.8	1.50	2.0	2C	7C	1C	3C	4C	3C	5C		
76ERS	265	49	30	12	16	113	246.3	44.5	23.3	9.50	13.8	9.00	108.8	56	104	42	52	63	37	142		
NETS	265	51	22	9	22	111	246.3	47.8	21.5	7.00	17.3	1.25	107.5	53	114	37	48	67	36	141		

## NETS 2019-20 SEASON SERIES STATISTICS VS. 76ERS

PLAYER	G	GS	MIN	-FIELD GOALS-			-3-POINT FG--			-FREE THROWS-			--REBOUNDS--			PF	DQ	STL	TO	BLK	PTS	AVG	
				FG	FCA	PCT	FG	FCA	PCT	FT	FTA	PCT	OFF	DEF	TOT								AST
Dwimdie	4	4	139	30	73	.411	9	25	.360	25	35	.714	0	12	12	29	16	0	2	12	1	94	23.5
LeVert	3	1	90	19	55	.345	5	13	.385	10	15	.667	6	9	15	14	6	0	2	6	0	53	17.7
Claxton	1	0	17	6	8	.750	1	2	.500	2	3	.667	4	0	4	2	2	0	0	0	0	15	15.0
Irving	1	1	37	6	21	.286	1	2	.500	1	2	.500	3	3	6	4	2	0	2	2	1	14	14.0
Harris	4	4	119	17	37	.459	6	17	.353	6	10	.600	3	11	14	2	14	1	1	10	0	46	11.5
Prince	4	4	112	17	38	.447	5	12	.417	3	5	.600	3	23	26	7	11	0	7	11	1	42	10.5
Jordan	3	0	69	13	23	.565	0	0	---	5	8	.625	14	15	29	9	6	2	4	0	31	10.3	
Allen	4	4	97	15	29	.517	0	0	---	8	11	.727	10	23	33	4	7	0	1	5	1	38	9.5
Chandler	3	0	67	8	16	.500	5	9	.556	3	4	.750	1	16	17	3	7	0	1	0	1	24	8.0
Temple	3	2	82	7	18	.389	4	12	.333	4	4	1.000	0	7	7	7	4	0	2	2	0	22	7.3
Luwau-Cabarrot	4	0	69	10	19	.526	3	7	.429	4	5	.800	4	9	13	2	10	0	3	7	7	27	6.8
Nwaba	1	0	14	2	5	.400	0	1	1.000	2	2	1.000	0	2	2	0	1	0	1	2	0	6	6.0
Pinson	1	0	18	2	5	.400	1	3	.333	1	1	1.000	0	3	3	1	2	0	1	1	0	6	6.0
Kurucs	3	0	34	2	5	.400	2	2	1.000	2	2	1.000	1	5	6	1	4	0	2	3	0	8	2.7
Ellenson	1	0	4	1	4	.250	0	2	.000	0	0	---	1	1	2	0	0	0	0	0	0	2	2.0
Musa	2	0	17	1	8	.125	0	5	.000	0	3	.000	1	1	2	1	2	0	1	2	0	2	1.0
Chiozza (TOT)	1	0	11	0	4	.000	0	0	---	0	0	---	0	1	1	6	1	0	1	1	0	0	0.0
NETS	4	---	985	156	364	.429	42	112	.375	76	110	.691	51	140	191	86	95	1	28	69	5	430	107.5
76ERS	4	---	985	162	354	.458	33	117	.282	78	104	.750	43	135	178	93	89	0	38	55	36	435	108.8

||
||
||





# BROOKLYN NETS

## ALL-TIME MEETINGS

DATE	PHI	OPP	DATE	PHI	OPP	DATE	PHI	OPP	DATE	PHI	OPP	DATE	PHI	OPP
10/30/76	H	W 104 80	10/30/84	A	W 118 96	1/25/92	H	W 115 94	3/27/02	H	L 80 88	12/23/12	A	L 92 95
1/2/77	A	W 139 110	12/2/84	H	W 114 112	2/12/92	H	L 87 102	3/30/02	A	L 92 102	1/8/13	H	L 89 109
2/4/77	H	L 112 113	12/22/84	H	W 107 93	2/14/92	A	L 99 107	1/15/03	H	W 108 107	3/11/13	H	W 106 97
3/20/77	A	W 111 104	2/2/85	A	L 96 101	11/6/92	H	L 111 114	2/5/03	H	L 85 111	4/9/13	A	L 83 104
11/4/77	A	W 107 104	3/16/85	H	W 127 107	11/21/92	A	W 104 95	2/16/03	A	W 90 83	12/16/13	A	L 94 130
11/9/77	H	W 130 107	4/10/85	A	L 100 125	1/6/93	H	W 132 106	3/16/03	A	W 92 87	12/20/13	H	W 121 120*
1/14/78	A	W 136 120	11/1/85	A	L 102 106	1/15/93	A	L 105 110*	1/9/04	H	W 97 81	2/3/14	A	L 102 108
2/19/78	H	W 120 110	11/27/85	A	W 111 105	3/30/93	A	L 77 91	1/27/04	H	L 76 94	4/5/14	H	L 101 105
11/8/78	H	W 123 117	1/14/86	A	W 123 105	11/13/93	A	W 98 97	2/8/04	A	L 75 89	11/26/14	H	L 91 99
11/4/78	A	L 108 124	1/15/86	H	L 89 123	2/23/94	H	L 102 106	4/11/04	A	L 87 99	12/12/14	A	L 70 88
3/11/79	A	L 103 104	2/5/86	H	W 142 101	3/6/94	A	L 99 126	11/10/04	H	W 108 100*	1/9/15	A	W 90 88
3/23/79	H	W 110 98	3/22/86	H	W 123 115	4/19/94	H	L 110 115	2/7/05	A	L 97 107*	3/14/15	H	L 87 94
10/17/79	A	W 113 88	12/6/86	H	W 105 100	1/13/95	H	L 101 110	4/17/05	A	L 83 104	3/11/16	H	W 95 89
11/24/79	H	W 91 82	12/12/86	A	L 90 123	3/3/95	A	W 102 98	12/10/05	A	W 107 95	3/15/16	A	L 131 114
1/9/80	H	W 108 105	2/4/87	A	W 121 95	4/13/95	H	W 102 94	4/12/06	A	W 116 96	12/18/16	H	W 108 107
1/18/80	A	W 112 105	3/7/87	H	W 110 99	4/15/95	A	W 97 87	4/18/06	H	W 91 88	1/8/17	A	W 105 95
3/21/80	H	W 108 99	4/3/87	A	L 109 113	11/18/95	A	L 79 95	12/2/06	A	L 107 112	3/28/17	A	W 106 101
3/28/80	A	L 92 99	12/23/87	A	W 110 106	12/23/95	H	L 85 98	2/5/07	H	W 100 98*	4/4/17	H	L 118 141
10/15/80	A	W 119 111	1/13/88	H	W 104 95	1/12/96	A	W 107 80	3/4/07	H	W 99 86	1/31/18	A	L 108 116
11/15/80	H	W 115 108	2/14/88	A	L 105 109	4/8/96	H	W 82 79	3/31/07	A	L 82 86	3/11/18	A	W 120 97
12/14/80	A	W 114 107	2/19/88	H	W 115 100	1/17/97	H	L 103 105*	11/3/07	H	L 88 93	3/16/18	H	W 120 116
12/19/80	H	W 122 107	3/22/88	A	L 90 102	3/21/97	H	W 112 110	12/1/07	A	L 92 94*	4/3/18	H	W 121 95
1/14/81	H	W 110 105	4/21/88	H	W 104 101	3/26/97	A	W 105 123	3/22/08	H	W 91 87	11/4/18	A	L 97 112
3/17/81	A	L 120 126*	12/16/88	A	W 114 106	4/16/97	A	W 113 105	4/1/08	A	W 108 99	11/25/18	A	W 127 125
12/5/81	A	W 114 105	1/11/89	H	W 103 94	12/5/97	A	L 88 107	12/6/08	H	L 84 95	12/12/18	H	L 124 127
1/9/82	H	L 113 120	11/28/89	A	W 123 105	2/14/98	H	W 98 89	1/31/09	H	L 83 85	3/28/19	H	W 123 1120
1/17/82	A	L 97 105	2/17/89	H	L 127 129*	2/21/98	A	W 98 89	2/23/09	A	L 96 98	11/4/18	A	L 97 122
2/5/82	H	W 116 112	3/15/89	H	W 100 96	3/25/98	H	L 86 91	4/5/09	A	L 67 96	11/25/18	A	W 127 125
3/24/82	H	L 106 111	4/20/89	A	W 105 92	3/12/99	H	W 100 93*	11/6/09	H	W 97 94	12/12/18	H	L 124 127
4/7/82	A	W 116 113	12/12/89	A	L 82 97	4/7/99	A	W 96 92	11/11/09	A	W 82 79	3/28/19	H	W 123 110
10/30/82	H	W 110 99	1/20/90	H	W 108 98	11/20/99	A	W 100 96	1/31/10	A	W 83 79	12/15/19	A	L 89 109
11/13/82	A	W 110 100	2/14/90	H	W 122 112	12/23/99	A	L 94 99	3/17/10	H	W 108 97	1/15/20	A	W 117 106
3/6/83	A	L 106 112	3/16/90	H	W 119 110	1/17/00	H	W 101 96	11/27/10	H	W 102 86	2/20/20	H	W 112 104*
3/25/83	H	L 92 101	3/19/90	A	W 108 94	2/9/00	H	W 92 90	12/14/10	A	W 82 77			
4/1/83	H	L 104 111	11/3/90	H	W 112 110*	1/9/01	A	W 104 87	2/2/11	A	W 106 92			
4/15/83	A	W 100 98	11/27/90	A	L 92 98	1/19/01	H	W 97 86	4/1/11	H	W 115 90			
11/5/83	A	W 119 112	1/12/91	H	W 109 99	2/4/01	A	L 89 96	1/25/12	H	L 90 97*			
12/9/83	H	L 93 100	2/23/91	A	W 103 90	3/7/01	H	W 102 94	4/10/12	A	W 107 88			
1/6/84	H	W 108 104	3/26/91	A	L 95 98*	11/17/01	A	W 94 82	4/13/12	H	L 89 95			
2/17/84	H	W 114 109	11/6/91	H	W 107 105	3/1/02	H	W 110 102	4/23/12	A	W 105 87			
2/21/84	A	L 116 119*	12/3/91	A	L 86 88									
4/10/84	A	L 102 106												

\* overtime  
\*\*double-overtime



# CHARLOTTE HORNETS



## GENERAL INFORMATION



James Borrego

Franchise Timeline (Established).....Charlotte Hornets (1988-89), Charlotte Bobcats (2004-05),  
..... Charlotte Hornets (2014-15)  
Address.....333 E. Trade Street; Charlotte, NC 28202  
Chairman..... Michael Jordan  
Vice Chairman.....Curtis Polk  
President of Basketball Operations & GM..... Mitch Kupchak Assistant  
General Manager.....Buzz Peterson  
Head Coach ..... James Borrego  
Assistant Coaches ..... Jay Triano, Chad Iske, Jay Hernandez, Ronald Nored, Dutch Gaitley, Nate Mitchell  
Director of Healthcare & Sports Performance..... Joe Sharpe  
Public Relations ..... Mike Cristaldi, Josh Rosen, Brian Travis, Maggie Yang  
Home Court..... Spectrum Center (19,077)

## BROADCAST INFORMATION

Radio.....WFNZ: Sam Farber  
Cable Television..... FOX Sports Southeast: Eric Collins, Dell Curry, Ashley ShahAhmadi

### 2020-21 SCHEDULE

1/2/21..... @PHI  
1/4/21..... @PHI  
2/3/21..... @CHA

### ALL-TIME SERIES RESULTS

Overall..... 51-58  
Home.....33-23  
Away..... 18-37

### PLAYOFFS

Overall: .....3-1  
Home: ..... 2-0  
Away: ..... 1-1

## ALL-TIME SERIES INFORMATION

76ers Largest Margin of Victory..... 32, 3/11/05  
76ers Most Pts. Scored.....133, 11/9/18  
76ers Fewest Pts. Scored.....66, 4/5/95

Hornets Largest Margin of Victory..... 52, 2/27/92  
Hornets Most Pts. Scored .....136, 2/27/92  
Hornets Fewest Pts. Scored.....63, 11/7/07





# CHARLOTTE HORNETS

## 76ERS 2019-20 SEASON SERIES STATISTICS VS. HORNETS

PLAYER	G	GS	MIN	-FIELD GOALS-			-3-POINT FG--			-FREE THROWS-			--REBOUNDS--			PF	DQ	STL	TO	BLK	PTS	AVG	
				FG	FCA	PCT	FG	FCA	PCT	FT	FTA	PCT	OFF	DEF	TOT								
Embiid	1	1	26	6	10	.600	0	1	.000	6	7	.857	2	7	9	3	2	0	2	2	18	18.0	
Korkeas	1	0	38	7	14	.500	3	8	.375	0	0	---	0	3	3	1	3	0	0	1	17	17.0	
Horford	1	1	27	7	9	.778	0	1	.000	1	1	1.000	1	6	7	5	1	0	1	2	0	15	15.0
Harris	1	1	29	6	9	.667	0	1	.000	2	2	1.000	2	5	7	5	1	0	1	4	2	14	14.0
Burke	1	0	19	4	8	.500	1	1	1.000	3	4	.750	2	3	5	4	0	0	2	1	0	12	12.0
Robinson (TOT)	2	2	67	10	22	.455	4	8	.500	0	0	---	3	8	11	3	1	0	2	0	24	12.0	
Richardson	1	1	32	4	9	.444	3	6	.500	0	0	---	1	6	7	6	3	0	1	3	0	11	11.0
Ennis	1	0	15	4	8	.500	1	4	.250	0	0	---	1	3	4	0	1	0	0	0	9	9.0	
Neto	1	1	29	4	8	.500	1	3	.333	0	0	---	0	1	1	4	2	0	1	2	0	9	9.0
Scott	1	0	21	4	9	.444	1	3	.333	0	0	---	1	4	5	0	1	1	1	0	9	9.0	
Burke (TOT)	2	0	55	6	10	.600	2	3	.667	1	1	1.000	0	8	8	7	1	0	2	2	1	15	7.5
Bolden	1	0	3	0	0	---	0	0	---	0	2	.000	0	0	0	0	0	0	1	0	0	0	0.0
O'Quinn	1	0	8	0	0	---	0	0	---	0	0	---	0	1	1	2	0	0	2	0	0	0	0.0
Thybulle	1	0	3	0	0	---	0	0	---	0	0	---	0	0	0	0	0	0	2	0	0	0	0.0
76ERS	1	-	240	46	84	.548	10	28	.357	12	16	.750	10	39	49	29	16	0	9	21	5	114	114.0
BOBCATS	1	-	240	38	84	.452	14	33	.424	16	22	.727	6	25	31	22	19	0	9	13	1	106	106.0

PLAYER	-- SINGLE-GAME HIGHS --						-- AVERAGE PER GAME --						-- CAREER HIGHS (C=SET, T=TIED THIS SEASON) --								
	MIN	REB	AST	ST	BL	PTS	MIN	REB	AST	STL	TO	BLK	PTS	PG	FCA	FT	FTA	REB	AST	PTS	
Embiid	26	9	3	2	2	18	25.8	9.0	3.0	2.00	2.0	2.00	18.0	11	23	19	22	20	4	42	
Korkeas	28	3	1	0	0	17	28.0	3.0	1.0	0.00	0.0	1.00	17.0	7C	14C	1	2	4	3	17C	
Horford	27	7	5	1	2	0	15	26.8	7.0	3.0	1.00	2.0	0.00	15.0	13	17	6	8	16	7	26
Harris	29	7	5	1	2	14	29.4	7.0	5.0	1.00	4.0	2.00	14.0	13	21	7	8	16	6	34	
Burke	19	5	4	2	1	0	12	19.3	5.0	4.0	2.00	1.0	0.00	12.0	19	31	3C	4C	6	12	42
Robinson (TOT)	36	9	3	2	2	0	16	33.3	5.5	1.5	1.00	1.0	0.00	12.0	6C	12C	2	3	9C	3C	16C
Richardson	32	7	1	0	0	0	11	32.5	7.0	4.0	1.00	0.0	0.00	11.0	11	20	5	5	7C	6C	27
Ennis	15	4	0	0	0	0	9	15.4	4.0	0.0	0.00	0.0	0.00	9.0	6	9	4	4	7	2	14
Neto	29	1	4	1	2	0	9	28.7	1.0	4.0	1.00	2.0	0.00	9.0	4C	8T	2	2	2	5	9C
Scott	21	5	0	1	1	0	9	21.1	5.0	0.0	1.00	1.0	0.00	9.0	8	23	3	4	7	3	20
Burke (TOT)	30	4	2	1	1	5	27.1	4.0	2.5	1.00	1.0	0.50	7.5	6T	13	5	6	7	6	15C	
Bolden	3	0	0	0	1	0	0	2.6	0.0	0.0	0.00	1.0	0.00	0.0	2	4	0T	2C	4	1	5
O'Quinn	8	1	1	0	2	0	0	8.0	1.0	1.0	0.00	2.0	0.00	0.0	11	20	3	5	11	6	23
Thybulle	3	0	0	0	2	0	0	2.6	0.0	0.0	0.00	2.0	0.00	0.0	0C	0C	0C	0C	0C	0C	0C
76ERS	240	49	29	9	21	5	114	240.0	49.0	29.0	9.00	21.0	5.00	114.0	50	101	37	45	61	36	133
BOBCATS	240	31	22	9	13	1	106	240.0	31.0	22.0	9.00	13.0	1.00	106.0	56	110	38	46	64	40	136

## HORNETS 2019-20 SEASON SERIES STATISTICS VS. 76ERS

PLAYER	G	GS	MIN	-FIELD GOALS-			-3-POINT FG--			-FREE THROWS-			--REBOUNDS--			PF	DQ	STL	TO	BLK	PTS	AVG	
				FG	FCA	PCT	FG	FCA	PCT	FT	FTA	PCT	OFF	DEF	TOT								
Zeller	1	1	27	10	13	.769	2	4	.500	2	3	.667	5	2	7	0	3	0	1	1	0	24	24.0
Graham	1	0	34	6	15	.400	4	8	.500	3	4	.750	0	0	0	10	1	0	1	2	0	19	19.0
Monk	1	0	27	4	8	.500	2	5	.400	5	6	.833	0	8	8	3	0	0	1	3	0	15	15.0
Washington	1	1	37	6	11	.545	3	4	.750	0	0	---	0	4	4	0	0	0	4	0	0	15	15.0
Rozier	1	0	22	5	12	.417	1	4	.250	2	2	1.000	0	1	1	4	0	2	3	0	13	13.0	
Biyombo	1	0	13	2	5	.400	0	0	---	3	4	.750	1	2	3	1	2	0	0	1	0	7	7.0
Bridges	1	1	38	3	10	.300	1	5	.200	0	1	1.000	0	5	5	4	2	0	0	2	0	7	7.0
Co. Martin	1	0	11	2	21	3	.467	1	1	1.000	0	0	---	0	0	0	0	0	0	0	5	5.0	
Bacon	1	1	17	0	6	.000	0	2	.000	1	2	.500	0	1	1	0	2	0	0	1	0	1	1.0
Williams	1	0	15	0	1	.000	0	0	---	0	0	---	0	2	2	0	1	0	0	0	1	0	0.0
HORNETS	1	-	240	38	84	.452	14	33	.424	16	22	.727	6	25	31	22	19	0	9	13	1	106	106.0
76ERS	1	-	240	46	84	.548	10	28	.357	12	16	.750	10	39	49	29	16	0	9	21	5	114	114.0

PLAYER	-- SINGLE-GAME HIGHS --						-- AVERAGE PER GAME --						-- CAREER HIGHS (C=SET, T=TIED THIS SEASON) --									
	MIN	REB	AST	ST	BL	PTS	MIN	REB	AST	STL	TO	BLK	PTS	PG	FCA	FT	FTA	REB	AST	PTS		
Zeller	27	7	0	1	1	0	24	27.0	7.0	0.0	1.00	1.0	0.00	24.0	10C	14	9	10	11	4	24C	
Graham	34	0	10	1	2	0	19	33.7	0.0	10.0	1.00	2.0	0.00	19.0	6C	15C	3C	4C	2	10C	19	
Monk	27	8	3	1	3	0	15	26.7	8.0	3.0	1.00	3.0	0.00	15.0	6	19C	5C	6C	8C	4	16	
Washington	37	4	0	4	0	0	15	36.9	4.0	0.0	4.00	0.0	0.00	15.0	6C	11C	0C	0C	4C	0C	15	
Rozier	22	1	4	2	3	0	13	22.4	1.0	4.0	2.00	3.0	0.00	13.0	8	16	4	4	10	5	20	
Biyombo	13	3	1	0	1	0	7	13.0	3.0	1.0	0.00	1.0	0.00	7.0	6	8	4	8	13	4	14	
Bridges	38	5	4	0	2	0	7	38.2	5.0	4.0	0.00	2.0	0.00	7.0	5	10T	1	2	10	4C	14	
Co. Martin	11	0	0	0	0	5	10.7	0.0	0.0	0.00	0.0	0.00	5.0	2C	3C	0C	0C	0C	0C	0C	5C	
Bacon	17	1	0	0	1	0	1	16.5	1.0	0.0	0.00	1.0	0.00	1.0	5	10	7	11	6	1	15	
Williams	15	2	0	0	0	1	0	15.1	2.0	0.0	0.00	0.0	1.00	0.0	8	18	8	8	14	4	22	
HORNETS	240	31	22	9	13	1	106	240.0	31.0	22.0	9.00	13.0	1.00	106.0	56	110	38	46	64	40	136	
76ERS	240	49	29	9	21	5	114	240.0	49.0	29.0	9.00	21.0	5.00	114.0	50	101	37	45	61	36	133	



# CHARLOTTE HORNETS

## ALL-TIME MEETINGS

DATE	PHI	OPP	DATE	PHI	OPP	DATE	PHI	OPP	DATE	PHI	OPP	DATE	PHI	OPP
11/25/88	H	W 123 116	4/9/94	H	L 122 127	11/22/00	A	L 73 88	1/9/09	H	W 93 87	4/4/15	A	L 91 92
12/1/88	A	L 107 109	12/22/94	A	L 91 103	12/1/00	H	W 95 74	3/27/09	H	L 95 100	11/20/15	A	L 88 113
1/15/89	A	W 116 109	3/29/95	H	W 99 81	1/15/01	H	W 84 79	4/7/09	A	L 98 101	3/2/16	H	L 99 119
1/16/90	H	L 122 127	4/5/95	A	L 66 84	2/24/01	A	L 85 86	11/18/09	H	W 86 84	3/29/16	H	L 85 100
4/7/89	A	W 118 108	4/17/95	H	L 90 101	11/14/01	H	W 100 86	12/5/09	A	L 105 106	4/1/16	A	L 91 100
4/14/89	H	L 115 119	11/4/95	A	L 108 119	12/19/01	H	L 85 94	3/10/10	H	L 81 102	11/2/16	A	L 93 109
11/15/89	H	W 109 96	11/10/95	H	W 104 90	1/17/02	A	L 93 88	3/31/10	A	L 84 103	1/13/17	H	W 102 93
4/14/90	A	W 109 102	1/27/96	A	L 105 110	2/7/02	A	W 100 93	12/4/10	H	W 109 91	2/13/17	A	W 105 99
11/19/90	H	W 109 101	4/14/96	H	L 78 94	1/19/05	A	W 107 105	1/17/11	H	W 96 92*	3/2/17	H	W 110 99
1/26/91	A	L 75 79	12/13/96	A	L 75 84	3/11/05	H	W 112 80	1/20/11	A	L 97 100	3/6/17	A	W 128 114
3/28/91	A	L 90 94	12/17/96	H	L 84 93	4/6/05	H	W 106 103	1/27/12	H	W 89 72	3/19/18	H	W 108 94
3/29/91	H	W 124 107	3/15/97	H	L 99 107	11/4/05	H	L 93 110	2/13/12	A	W 98 89	4/1/18	A	W 119 102
12/23/91	H	L 106 114	4/6/97	A	L 113 115	12/9/05	H	W 119 115	3/19/12	A	W 105 80	10/27/18	H	W 105 103
2/27/92	A	L 84 136	2/13/98	A	L 96 103	2/8/06	A	L 92 100	11/30/12	A	W 104 98	11/9/18	H	W 133 132*
3/19/92	H	L 116 123	3/31/98	A	L 93 101	4/19/06	A	L 86 96	2/9/13	H	W 87 76	11/17/18	A	W 122 119*
4/17/92	H	W 122 112	4/8/98	H	W 109 101	1/13/07	A	L 83 89	3/30/13	H	W 100 92	3/9/19	A	W 118 114
11/24/92	A	L 119 127	2/5/99	A	W 78 66	2/7/07	H	W 92 83	4/3/13	A	L 83 88	11/10/19	H	W 114 106
2/3/93	H	L 118 129	3/10/99	H	W 85 70	2/23/07	A	L 87 102	12/6/13	A	L 88 105			
4/9/93	H	L 113 122	5/4/99	A	L 110 117	3/23/07	H	W 106 97	1/15/14	H	W 95 92			
4/12/93	A	L 101 120	12/11/99	H	L 84 106	11/7/07	H	W 94 63	4/2/14	H	L 93 123			
1/19/94	A	L 103 115	1/20/00	A	L 100 109	1/26/08	A	W 103 96	4/12/14	A	L 105 111			
2/7/94	H	W 125 117	2/15/00	H	L 93 95	4/16/08	A	L 109 115	12/19/14	H	L 91 109			
3/22/94	A	L 91 125	3/20/00	A	W 102 96	11/24/08	A	L 84 93	2/7/15	H	W 89 81			

\*overtime





# CHICAGO BULLS



## GENERAL INFORMATION



Billy Donovan

Franchise Timeline (Established).....	Chicago Bulls (1966-67)
Address.....	1901 West Madison Street; Chicago, Ill. 60612
Chairman/Alternate NBA Governor.....	Jerry Reinsdorf
President & Chief Operating Officer/NBA Governor.....	Michael Reinsdorf
Executive Vice President - Basketball Operations.....	Arturas Karnisovas
Senior Advisors of Basketball Operations.....	Doug Collins, John Paxson
General Manager.....	Marc Eversley
Vice President of Player Personnel.....	Pat Connelly
Assistant General Managers.....	JJ Polk, Steve Weinman
Associate General Manager.....	Brian Hagen
Director of Basketball Operations.....	Chigozie Umeadi
Head Coach.....	Billy Donovan
Assistant Coaches.....	Maurice Cheeks, Chris Fleming, Josh Longstaff, John Bryant, Damian Cotter, Billy Schmidt
Assistant to the Head Coach.....	Paul Miller
Player Development Coordinators.....	Henry Domercant, Ronnie Burrell, Ty Abbott, Max Rothschild
Video Coordinators.....	Chris Kent, Billy Donovan III
Basketball Operations Associate.....	Amadou Mbodji
Director of Performance Health.....	Chip Schaefer
Head Athletic Trainer.....	Todd Campbell
Assistant Athletic Trainer.....	Arnold Lee
Head Strength and Conditioning Coach.....	Matthew Johnson
Assistant Strength and Conditioning Coach.....	Geoffrey Puls
Physical Therapist.....	Michael Orr
Senior Director of Public & Media Relations.....	Tim Hallam
Director of Public & Media Relations.....	Matt Yob
Senior Manager of Public & Media Relations.....	Beth Grady
Manager of Public & Media Relations.....	Kristen Deahl
Home Court.....	United Center (20,917)

## BROADCAST INFORMATION

Radio.....	WSCR (670 AM): Chuck Swirsky, Bill Wennington
Spanish Radio.....	TUDN, Univision Sports Chicago (1200 AM): Omar Ramos, Miguel Esparza
Cable Television.....	NBC Sports Chicago: Adam Amin, Stacey King

### 2020-21 SCHEDULE

2/19/21..... @PHI

### ALL-TIME SERIES RESULTS

Overall.....	124-106
Home.....	70-40
Away.....	50-64

### PLAYOFFS

Overall.....	6-10
Home.....	5-2
Away.....	1-8
Neutral.....	4-2

## ALL-TIME SERIES INFORMATION

76ers Largest Margin of Victory.....	41, 11/11/80
76ers Most Pts. Scored.....	145, 2x last 11/10/82
76ers Fewest Pts. Scored.....	74, 11/1/97

Bulls Largest Margin of Victory.....	45, 12/21/10
Bulls Most Pts. Scored.....	148, 11/19/71
Bulls Fewest Pts. Scored.....	67, 3/14/01



# CHICAGO BULLS

## 76ERS 2019-20 SEASON SERIES STATISTICS VS. BULLS

PLAYER	G	GS	MIN	-FIELD GOALS-			-3-POINT FG--			-FREE THROWS-			--REBOUNDS--			PF	DO	STL	TO	BLK	PTS	AVG	
				FG	FCA	PCT	FG	FCA	PCT	FT	FTA	PCT	OFF	DEF	TOT								AST
Embiid	1	1	31	8	17	.471	1	3	.333	11	14	.786	6	6	12	5	4	0	3	4	28	28.0	
Korveas	2	0	58	20	28	.714	12	20	.600	3	3	1.000	1	8	9	2	1	0	3	1	55	27.5	
Simmons	2	2	74	16	30	.533	0	0	---	7	10	.700	6	15	21	17	5	0	5	9	39	19.5	
Burke (TOT)	2	1	65	15	29	.517	4	11	.364	3	4	.750	2	12	14	10	4	0	1	3	37	18.5	
Robinson (TOT)	3	2	81	17	29	.586	4	11	.364	3	4	.750	2	7	9	3	5	0	4	2	41	13.7	
Robinson (PHI)	1	0	12	5	4	.833	0	1	.000	0	0	---	0	1	1	0	0	0	0	0	10	10.0	
Harrie	2	2	67	11	21	.476	2	5	.400	5	5	1.000	0	6	6	8	3	0	2	2	27	13.5	
Horford	2	2	63	8	20	.400	2	8	.250	2	2	1.000	2	10	12	8	3	0	0	2	23	20.0	
Thybulle	2	1	54	4	12	.333	2	9	.222	3	3	1.000	3	2	5	3	4	0	2	1	13	6.5	
Ennis	1	0	11	2	4	.500	0	1	.000	2	2	1.000	1	2	3	1	1	0	2	0	6	6.0	
O'Quinn	1	0	16	3	5	.600	0	1	.000	0	0	---	1	4	5	2	0	2	1	2	6	6.0	
Milton	1	1	13	2	5	.400	1	2	.500	0	0	---	1	0	1	2	1	0	1	0	5	5.0	
Richardson	2	1	46	2	8	.250	0	2	.000	1	4	.250	1	6	7	6	5	0	1	2	5	2.5	
Neto	1	0	14	1	3	.333	0	0	---	0	1	.333	0	1	2	0	0	0	0	0	2	2.0	
Scott	2	0	21	1	7	.143	0	3	.000	0	0	---	1	4	5	2	0	0	0	0	2	1.0	
76ERS	2	0	480	82	166	.494	20	56	.357	34	43	.791	24	64	88	59	30	0	21	29	13	218	109.0
BULLS	2	0	480	78	169	.462	20	67	.299	24	32	.750	20	59	79	44	38	1	16	35	6	200	100.0

PLAYER	-- SINGLE-GAME HIGHS --							AVERAGE PER GAME							-CAREER HIGHS (C=SET, T=TIED THIS SEASON)-															
	MIN	REB	AST	ST	BL	PTS		MIN	REB	AST	STL	TO	BLK	PTS	FG	FCA	FT	FTA	REB	AST	PTS	AVG	FG	FCA	FT	FTA	REB	AST	PTS	AVG
Embiid	31	12	5	3	4	28		30.8	12.0	5.0	3.00	4.0	4.00	28.0	11	17T	12	14T	13	5	30	28.0	11	17T	12	14T	13	5	30	28.0
Korveas	32	5	2	3	2	31		29.2	4.5	1.0	1.50	1.5	0.50	27.5	12C	17C	2C	2T	5C	2C	31C	27.5	12C	17C	2C	2T	5C	2C	31C	27.5
Simmons	37	11	10	4	7	0	20	36.9	10.5	8.5	2.50	4.5	0.00	19.5	13	18	7T	11	17	14	32	36.9	13	18	7T	11	17	14	32	36.9
Burke (TOT)	35	10	7	1	2	0	23	32.5	7.0	5.0	0.50	1.5	0.00	18.5	9C	19C	4	6	10C	7C	23C	32.5	9C	19C	4	6	10C	7C	23C	32.5
Robinson (TOT)	34	7	3	2	1	0	20	26.8	3.0	1.0	1.33	0.7	0.33	13.7	8C	12C	3	4	10	3C	20C	26.8	8C	12C	3	4	10	3C	20C	26.8
Robinson (PHI)	12	6	0	0	0	10	12.2	1.0	0.0	0.00	0.0	0.00	0.00	16.0	10	19	6	7	16	5	29	12.2	10	19	6	7	16	5	29	12.2
Harris	36	3	4	2	1	0	14	33.3	3.0	4.0	1.00	1.0	0.00	13.5	15	21	9	13	17	6	33	33.3	15	21	9	13	17	6	33	33.3
Horford	32	7	6	0	2	2	20	31.3	6.0	4.0	0.00	1.0	1.50	10.0	15	21	9	13	17	6	33	31.3	15	21	9	13	17	6	33	31.3
Thybulle	36	4	2	2	1	3	7	27.2	2.5	1.5	1.00	0.5	1.50	6.5	2C	7C	2C	2C	4C	2C	7C	27.2	2C	7C	2C	2C	4C	2C	7C	27.2
Ennis	11	3	1	2	0	6	11.3	3.0	1.0	1.00	2.0	0.00	2.0	6.0	9	14	6	7	7	4	13	11.3	9	14	6	7	7	4	13	11.3
O'Quinn	16	5	2	2	1	2	6	15.7	5.0	2.0	2.00	1.0	2.00	6.0	9	11	2	4	13	5	20	15.7	9	11	2	4	13	5	20	15.7
Milton	13	1	2	1	1	0	5	13.1	1.0	2.0	1.00	1.0	0.00	5.0	4	10	0T	0T	3	2T	9	13.1	4	10	0T	0T	3	2T	9	13.1
Richardson	27	7	4	1	1	0	3	23.2	3.5	3.0	0.50	1.0	0.00	2.5	10	16	5	5	7C	6	27	23.2	10	16	5	5	7C	6	27	23.2
Neto	24	1	3	1	0	0	2	14.2	1.0	3.0	0.00	0.0	0.00	2.0	6	8	2	2	3	5	3C	14.2	6	8	2	2	3	5	3C	14.2
Scott	18	4	1	0	0	0	2	10.4	2.5	1.0	0.50	0.0	0.00	1.0	7	12	2	3	7	4	17	10.4	7	12	2	3	7	4	17	10.4
76ERS	240	44	30	12	16	7	118	240.0	44.0	29.5	10.50	14.5	6.50	109.0	62	110	44	62	71	39	145	240.0	62	110	44	62	71	39	145	240.0
BULLS	240	42	23	8	18	3	111	240.0	39.5	22.0	8.00	17.5	3.00	100.0	60	128	40	49	74	44	148	240.0	60	128	40	49	74	44	148	240.0

## BULLS 2019-20 SEASON SERIES STATISTICS VS. 76ERS

PLAYER	G	GS	MIN	-FIELD GOALS-			-3-POINT FG--			-FREE THROWS-			--REBOUNDS--			PF	DO	STL	TO	BLK	PTS	AVG	
				FG	FCA	PCT	FG	FCA	PCT	FT	FTA	PCT	OFF	DEF	TOT								AST
LaVine	2	2	76	20	41	.488	5	17	.294	10	11	.909	0	8	8	11	3	0	13	1	55	27.5	
Kornet	2	2	57	14	24	.583	6	16	.375	4	6	.667	2	3	5	2	8	1	2	3	38	19.0	
Hackman	1	1	29	5	9	.556	2	5	.400	0	0	---	1	3	4	1	0	0	2	1	12	12.0	
White	2	0	51	8	23	.348	2	10	.200	2	2	1.000	1	9	10	7	5	0	0	2	20	10.0	
Felicio	2	0	33	7	9	.778	0	1	.000	4	5	.800	4	5	9	0	5	0	1	2	0	18	9.0
Satoransky	2	2	58	6	15	.400	1	5	.200	3	3	1.000	3	6	9	13	4	0	1	2	0	16	8.0
Young	2	1	69	7	16	.438	0	2	.000	0	0	---	5	8	13	2	4	0	3	3	0	14	7.0
Hutchinson	2	1	51	5	16	.313	2	4	.500	0	4	.000	3	8	11	4	3	0	3	1	0	12	6.0
Arvidsson	2	0	33	4	10	.400	2	5	.400	0	0	---	1	6	7	2	2	0	0	3	0	10	5.0
Harrison	1	0	7	2	3	.667	0	0	---	1	1	1.000	0	1	1	0	0	1	1	1	5	5.0	
Dunn	1	1	15	0	3	.000	0	2	.000	0	0	---	0	2	2	2	2	0	1	3	0	0	0.0
76ERS	2	0	480	82	166	.494	20	56	.357	34	43	.791	24	64	88	59	30	0	21	29	13	218	109.0

PLAYER	-- SINGLE-GAME HIGHS --											AVERAGE PER GAME											-CAREER HIGHS (C-SET, T-TIED THIS SEASON)-										
	MIN	REB	AST	ST	TO	BL	PTS	MIN	REB	AST	STL	TO	BLK	PTS	FG	FCA	FT	FTA	REB	AST	PTS	AVG	FG	FCA	FT	FTA	REB	AST	PTS	AVG			
LaVine	40	7	8	3	9	1	32	38.1	4.0	5.5	1.50	6.5	0.50	27.5	14	26	9	13	7T	8C	39	38.1	14	26	9	13	7T	8C	39	38.1			
Kornet	29	3	2	1	1	2	25	28.4	2.5	1.0	0.50	1.0	1.50	19.0	10C	14C	6	8	6	5	25C	28.4	10C	14C	6	8	6	5	25C	28.4			
Hackman	29	4	1	2	1	12	28.8	4.0	1.0	2.00	2.0	1.00	12.0	5T	13	3	3	8	4	12T	28.8	5T	13	3	3	8	4	12T	28.8				
White	26	6	4	0	1	0	14	25.4	5.0	3.5	0.00	1.0	0.00	10.0	5C	13C	2C	2C	6C	4C	14C	25.4	5C	13C	2C	2C	6C	4C	14C	25.4			
Felicio	19	7	0	1	2	0	13	16.5	4.5	0.0	0.50	1.0	0.00	9.0	5C	8	3C	4C	9	4	13C	16.5	5C	8	3C	4C	9	4	13C	16.5			
Satoransky	32	5	7	1	2	0	10	29.2	4.5	6.5	0.50	1.0	0.00	8.0	4	9C	4	9C	4	7	11	12	29.2	4	9C	4	9C	4	7	11	12	29.2	
Young	40	10	2	2	2	10	34.6	6.5	1.0	1.30	1.5	0.00	1.0	11	26	10	13	26	9	10	5	27	34.6	10	13	26	9	10	5	27	34.6		
Johnson	31	7	2	0	2	0	20	25.0	6.0	2.0	0.00	1.0	0.00	10.0	10C	13C	0T	2C	7C	4C	7C	25.0	10C	13C	0T	2C	7C	4C	7C	25.0			
Arvidsson	19	4	1	0	2	0	5	16.6	3.5	1.0	0.00	1.5	0.00	5.0	5	9	3	3	6	8	14	16.6	5	9	3	3	6	8	14	16.6			
Harrison	7	1	0	1	1	1	5	7.0	1.0	0.0	1.00	1.0	1.00	5.0	4	10	2	2	3	2	11	7.0	4	10	2	2	3	2	11	7.0			
Dunn	15	3	2	1	3	0	0	15.3	3.0	2.0	1.00	3.0	0.00	0.0	9	14	2	2	5	6	22	15.3	9	14	2	2	5	6	22	15.3			
McCollum	24	6	2	3	8	18	5	12.0	0.0	1.0	0.00	1.5	2.00	10.0	6C	12C	4	7	7	14	12	12.0	6C	12C	4	7	7	14	12	12.0			
76ERS	240	42	30	12	16	7	118	24.0	44.0	29.5	10.5	14.5	6.5	109.0	62	110	44	62	71	39	145	24.0	62	110	44	62	71	39	145	24.0			





# CHICAGO BULLS

## ALL-TIME MEETINGS

DATE		PHI	OPP	DATE		PHI	OPP	DATE		PHI	OPP	DATE		PHI	OPP									
11/11/66	H	W	126	113	12/26/74	A	L	91	92	3/30/85	A	W	122	117	4/1/95	A	L	84	91	3/26/08	H	W	121	99
11/13/66	A	W	132	126	2/9/75	H	W	109	97	4/5/85	A	W	116	113	1/13/96	H	L	93	120	11/30/08	H	W	121	99
12/18/66	N	W	145	120	3/18/75	A	L	96	111	11/13/85	H	W	110	106	1/16/96	H	L	104	116	12/2/08	A	W	103	95
12/6/66	H	W	129	119	10/24/75	A	W	110	103	12/12/85	A	L	102	106	3/18/96	H	L	94	98	3/13/09	H	W	104	101
12/7/66	A	W	117	103	11/5/75	H	W	115	82	1/17/86	A	W	120	118*	4/12/96	A	L	82	112	4/9/09	A	W	99	113
1/4/67	H	W	136	115	2/10/76	A	W	85	84	2/12/86	H	W	106	98	11/2/96	A	L	86	115	11/14/09	A	L	88	94
1/8/67	A	W	117	108	3/17/76	H	W	108	101	2/25/86	A	W	122	108	12/21/96	H	L	105	111	2/3/10	H	W	106	102*
1/19/67	N	W	127	102	11/10/76	H	W	103	88	3/19/86	H	W	118	112	3/12/97	H	L	104	108	2/20/10	A	L	90	102*
3/1/67	N	L	122	129	12/14/76	A	L	88	101	1/17/87	A	L	89	105	4/7/97	A	L	102	128	3/20/10	H	L	84	98
11/24/67	A	W	122	104	3/13/77	H	L	102	106	1/30/87	H	W	121	112	11/1/97	A	L	74	94	12/21/10	A	W	76	121
11/25/67	H	L	114	119	3/29/77	A	W	119	113	2/30/87	A	L	99	104	1/15/98	H	W	106	96	7/1/11	H	W	105	99
12/16/67	A	W	143	123	11/2/77	H	L	102	103	3/11/87	H	W	117	108	4/17/98	H	L	80	87	3/28/11	A	W	97	85
1/20/68	A	W	135	111	12/16/77	A	L	110	115	3/14/87	A	L	91	93	2/25/99	A	W	98	80	2/1/12	H	W	98	82
2/9/68	H	W	118	113	12/28/77	H	W	129	125*	4/10/87	H	W	98	96*	3/3/99	H	W	102	86	3/4/12	H	L	91	96
3/12/68	N	W	139	115	2/7/78	A	L	106	108	11/7/87	A	L	94	104	3/30/99	A	L	81	91	3/17/12	A	L	80	89
3/16/68	A	W	144	122	12/5/78	A	L	91	96	12/8/87	A	W	109	96	11/12/99	H	W	92	86	12/1/12	A	L	88	93
10/26/68	H	W	122	118	1/3/79	H	W	111	98	2/27/88	H	L	109	119*	12/17/99	H	W	77	74	12/12/12	H	L	88	96
12/5/68	A	W	109	92	2/1/79	A	W	128	105	2/29/88	H	W	102	101	3/4/00	A	W	95	84	2/28/13	A	L	82	93
2/1/69	H	W	112	104	3/28/79	H	W	112	96	3/3/88	A	L	93	97	4/18/00	A	W	93	89	11/2/13	H	W	107	104
3/4/69	A	L	113	114	11/17/79	A	L	103	106*	3/23/88	H	L	102	118	12/16/00	A	W	99	91	1/18/14	A	L	78	103
3/7/69	H	W	131	113	2/16/80	H	W	100	92	11/15/88	A	L	107	120	1/17/01	H	W	99	88	3/19/14	H	L	94	102
3/13/69	A	W	113	106	10/29/80	H	W	115	102	1/16/88	H	W	123	110	3/14/01	A	W	85	67	3/22/14	A	L	81	91
11/4/69	N	W	113	109	11/11/80	A	W	121	80	1/25/89	H	W	120	108	4/18/01	H	L	86	92	11/7/14	H	L	115	118
11/18/69	A	L	119	127	12/10/80	H	W	113	100	3/7/89	A	W	90	88	12/1/01	A	W	93	76	3/11/15	A	W	95	104*
12/14/69	H	W	126	121	1/10/81	A	W	117	102	12/9/89	A	L	105	125	3/28/02	A	W	99	79	4/11/15	A	L	107	114
12/31/69	H	W	129	109	3/4/81	H	L	100	111	12/23/89	H	W	131	104	4/15/02	H	L	96	98	11/9/15	H	L	88	111
1/12/70	A	L	113	117	3/20/81	A	L	108	120	1/26/90	H	W	120	109	2/12/03	H	W	119	111*	12/14/15	A	L	96	111
2/20/70	A	L	119	126	11/11/81	H	W	117	90	3/17/90	A	L	109	114	2/19/03	A	W	110	82	1/14/16	H	L	111	115*
10/14/70	H	W	110	107	12/12/81	A	W	117	114*	11/2/90	A	W	124	116	4/2/03	H	W	108	101	4/13/16	A	L	105	115
12/1/70	A	L	91	107	2/7/82	H	W	123	107	1/9/91	H	L	99	107	4/15/03	A	L	106	115	11/25/16	H	L	89	105
1/14/71	A	L	103	108	3/2/82	A	L	109	112	3/22/91	H	W	95	90	11/7/03	A	W	106	85	1/29/17	H	L	108	121
1/15/71	H	W	99	96	3/31/82	H	W	99	98	4/7/91	A	W	114	111*	12/4/03	H	W	83	82	3/24/17	A	W	117	107
2/5/71	A	L	102	114	4/6/82	A	W	117	104	11/1/91	A	L	90	110	3/6/04	H	W	97	88	4/6/17	H	L	90	102
10/12/71	A	W	114	100	11/10/82	H	W	145	108	12/7/91	H	W	103	100	3/9/04	A	W	89	81	12/18/17	A	L	115	117
11/19/71	H	L	104	148	1/19/83	H	W	126	106	1/14/92	A	L	80	103	12/10/04	A	W	93	88	1/24/18	H	W	115	101
1/5/72	H	L	107	139	1/25/83	A	W	116	99	3/8/92	A	L	99	103	1/12/05	A	L	78	110	2/22/18	H	W	116	118
2/22/72	A	L	88	119	2/10/83	H	W	116	110	12/19/92	A	W	98	96	3/19/05	H	L	88	94	10/18/18	H	W	127	108
3/24/72	H	L	99	116	2/25/83	H	W	116	111	1/9/93	H	W	104	91	2/16/06	H	A	84	117	3/6/19	A	L	107	108
10/10/72	A	L	89	95	3/29/83	A	L	95	97	3/24/93	H	L	100	113	2/25/06	H	W	108	102	4/6/19	A	W	116	96
12/8/72	H	L	102	118	11/1/83	H	W	99	91	4/20/93	A	L	94	123	4/5/06	H	L	92	99	4/10/19	H	W	125	109
1/9/73	A	L	110	126	2/7/84	A	L	89	104	12/8/93	H	W	95	88*	4/8/06	A	W	89	75	1/17/20	H	W	100	89
3/9/73	N	L	84	104	2/10/84	H	L	91	100	1/17/94	A	L	91	121	11/24/06	H	W	123	108	2/9/20	H	W	118	111
11/28/73	H	W	101	96	3/31/84	A	W	111	104	3/23/94	A	L	87	99	12/6/06	A	L	94	121					
12/6/73	A	L	98	103	4/15/84	H	W	129	115	3/29/94	A	L	103	106	3/14/07	H	L	87	88					
2/2/74	H	L	89	105	11/17/84	A	W	109	100	11/7/94	A	L	83	98	11/2/07	A	W	96	85					
3/19/74	A	L	94	103	12/15/84	A	W	114	102	1/11/95	H	L	77	115	1/11/08	H	L	97	100					
11/6/74	H	W	105	90	2/1/85	H	W	121	110	3/4/95	H	L	94	106	3/14/08	A	W	110	106					

\*\* overtime

\*\*double-overtime

\* overtime  
\*\*double-overtime



# CLEVELAND CAVALIERS



## GENERAL INFORMATION



J.B. Bickerstaff

Franchise Timeline (Established)	Cleveland Cavaliers (1970-71)
Address	One Center Court; Cleveland, OH 44115-4001
Chairman	Dan Gilbert
General Manager	Koby Altman
Assistant General Manager	Mike Gansey
Basketball Chief of Staff/Team Counsel	Jason Hillman
Senior Director of Basketball Operations	Andrae Patterson
Senior Director Analytics/Personnel	Jon Nichols
Senior Basketball Advisor	Bernie Bickerstaff
Head Coach	J.B. Bickerstaff
Assistant Coaches	Antonio Lang, Greg Buckner, Dan Geriot, Lindsay Gottlieb, JJ Outlaw
Head Athletic Trainer	Steve Spiro
Head Strength and Conditioning Coach	Derek Millender
Director, Team Operations	Mark Cashman
Director of Team Services/Engagement	Lauren Marvinney
Chief Executive Office	Len Komoroski
President, Business Operations	Nic Barlage
Director of Basketball Communications	B.J. Evans
Basketball Communications Senior Manager	Jeff Schaefer
Basketball Communications Manager	Cherome Owens
Basketball Communications Coordinator	Alyssa Dombrowski
Home Court	Rocket Mortgage FieldHouse (19,432)

## BROADCAST INFORMATION

Radio	WTAM 1100 AM: Tim Alcorn, Jim Chones, Mike Snyder
Spanish Radio	Power 89.1 WNZN FM: Rafael Hernández Brito
Television	FOX Sports Ohio. Broadcasters: John Michael, Austin Carr, Angel Gray

### 2020-21 SCHEDULE

12/27/20..... @CLE  
2/27/21..... @PHI

### ALL-TIME SERIES RESULTS

Overall ..... 109-104  
Home ..... 64-42  
Away ..... 45-60

### PLAYOFFS

Overall ..... 3-2  
Home ..... 3-0  
Away ..... 0-2

## ALL-TIME SERIES INFORMATION

76ers Largest Margin of Victory..... 54, 11/02/70  
76ers Most Pts. Scored..... 148, 1/2/72  
76ers Fewest Pts. Scored..... 67, 1/15/94

Cavaliers Largest Margin of Victory..... 43, 1/15/94  
Cavaliers Most Pts. Scored..... 131, 3/20/73  
Cavaliers Fewest Pts. Scored..... 68, 11/23/01





# CLEVELAND CAVALIERS

## 76ERS 2019-20 SEASON SERIES STATISTICS VS. CAVALIERS

PLAYER	G	GS	MIN	-FT- COALS-			-3-POINT FG--			-FREE THROWS-			--REBOUNDS--			PTS	AVG						
				FG	FGA	PCT	FG	FGA	PCT	FT	FTA	PCT	OFF	DEF	TOT			AST	PF	DQ	STL	TO	BLK
Simmons	3	3	86	24	31	.774	1	1	1.000	10	15	.667	1	11	12	24	9	0	4	8	6	59	19.7
Harris	4	4	122	26	54	.481	3	20	.150	6	6	1.000	5	13	18	14	7	0	5	6	3	61	15.3
Embiid	3	3	65	17	34	.500	7	7	.429	7	11	.636	3	17	20	6	5	0	2	5	4	44	14.7
Burke (TOT)	2	0	41	10	22	.455	4	9	.444	4	4	1.000	1	4	5	5	2	0	2	3	2	28	14.0
Burke (PHI)	1	0	17	6	12	.500	1	4	.250	0	0	---	0	2	2	2	1	0	2	1	0	13	13.0
Burke	2	0	42	11	16	.688	1	4	.250	3	5	.600	2	3	5	12	4	0	4	0	0	26	13.0
Robinson (TOT)	2	1	41	10	18	.556	3	7	.429	3	4	.750	4	1	5	1	0	0	3	0	1	26	13.0
Robinson (PHI)	1	0	15	1	5	.200	0	2	.000	2	2	1.000	4	0	4	0	0	0	0	0	0	4	4.0
Richardson	3	3	95	13	41	.317	4	18	.222	4	5	.800	1	11	12	9	5	0	3	4	3	34	11.3
Korczak	4	2	94	15	34	.441	8	23	.348	4	5	.800	1	12	13	6	7	0	2	4	1	42	10.5
Ennis	3	0	53	10	19	.526	4	7	.571	5	7	.714	2	10	12	5	3	0	3	2	1	29	9.7
Horford	3	3	84	11	20	.550	5	11	.455	2	3	.667	2	14	16	15	6	0	8	3	3	29	9.7
Scott	4	1	73	15	24	.625	4	10	.400	0	0	---	4	16	20	4	4	0	0	0	0	34	8.5
Milton	3	1	52	10	21	.476	4	8	.500	1	2	.500	0	5	5	7	3	0	0	1	1	25	8.3
Pelle	1	0	12	2	3	.667	0	0	---	1	2	.500	2	6	8	1	4	0	0	0	0	5	5.0
O'Quinn	4	0	55	7	15	.467	0	2	.000	2	2	1.000	4	17	21	6	6	0	1	6	10	16	4.0
Thybulle	4	0	51	6	13	.462	2	4	.500	1	2	.500	2	2	4	3	7	0	4	2	4	15	3.8
Neto	3	0	42	5	10	.500	1	4	.250	0	0	---	0	0	0	8	1	0	2	1	0	11	3.7
76ERS	4	-	960	179	352	.509	41	125	.328	48	67	.716	33	139	172	122	69	0	40	45	36	447	111.8
CAVALIERS	4	-	960	149	350	.426	31	105	.295	65	78	.833	40	130	170	71	67	0	28	66	9	394	98.5

PLAYER	-- SINGLE-GAME TO HIGHS --						-- AVERAGE PER GAME --						-- CAREER HIGHS (C-SET, T-TIED THIS SEASON) --											
	MIN	REB	AST	STL	BLK	PTS	MIN	REB	AST	STL	BLK	PTS	FG	FGA	FT	FTA	REB	AST	PTS					
Simmons	35	5	11	2	4	24	28.8	4.0	8.0	1.33	2.7	2.00	19.7	12T	17	9C	12C	15	14	34C				
Harris	36	5	4	2	2	27	30.5	4.5	3.5	1.25	1.5	0.75	15.3	12C	20	5	8	12	5	27C				
Embiid	35	16	4	1	2	27	21.7	6.7	2.0	0.67	1.7	1.33	14.7	11	24	8	9	19	6	30				
Burke (TOT)	24	3	3	2	2	25	20.6	2.5	2.5	1.00	1.5	1.00	14.0	7	13	6	7	5	5	24				
Burke (PHI)	17	2	2	2	1	13	17.3	2.0	2.0	2.00	1.0	0.00	13.0	9C	16	2T	3C	5	9	21C				
Burke	27	3	8	4	0	21	21.2	2.5	6.0	2.00	0.0	0.00	13.0	9C	16	2T	3C	5	9	21C				
Robinson (TOT)	26	4	1	3	0	22	20.5	2.5	0.5	1.50	0.0	0.50	13.0	9C	13C	2T	2T	6	3	22C				
Robinson (PHI)	15	4	0	0	0	4	15.2	4.0	0.0	0.00	0.0	0.00	4.0	9C	13C	2T	2T	6	3	22C				
Richardson	34	1	0	0	0	14	17.3	3.0	1.0	0.33	1.0	1.00	11.3	9	17C	5	6	7T	5T	24				
Korczak	31	4	3	1	2	14	23.4	3.3	1.5	0.50	1.0	0.25	10.5	5C	12C	2C	3C	5	3C	14C				
Ennis	19	7	3	2	1	14	17.7	4.0	1.7	1.00	0.7	0.33	9.7	6	8	5	5	7T	3C	14C				
Horford	34	6	7	3	2	21	28.0	5.3	5.0	2.67	1.0	1.00	9.7	11	19	6	7	15	10	25				
Scott	8	2	0	0	0	21	17.3	2.0	1.0	0.00	0.0	0.00	13.0	12	14	3	0	4	8C	4	26			
Milton	37	4	4	0	1	20	17.5	1.7	2.3	0.00	0.3	0.33	8.3	8C	14C	1C	2C	4C	4C	20C				
Pelle	12	8	1	0	0	5	12.0	8.0	1.0	0.00	0.0	0.00	5.0	2C	3C	1C	2C	8C	1C	5C				
O'Quinn	27	11	3	1	3	10	13.7	5.3	1.5	0.25	1.5	2.50	4.0	5T	10C	2T	3	11C	3T	10T				
Thybulle	16	2	1	2	1	8	12.9	1.0	0.8	1.00	0.5	1.00	3.8	3C	5C	1C	2C	2C	1C	8C				
Neto	22	0	6	2	1	9	13.9	0.0	2.7	0.67	0.3	0.00	3.7	4C	6C	0T	0T	2	6C	9C				
76ERS	240	51	43	13	14	141	240.0	43.0	30.5	10.00	11.3	9.00	111.8	57C	109	43	59	68	43C	148				
CAVALIERS	240	48	24	10	19	5	108	240.0	42.5	17.8	7.00	16.5	2.25	98.5	56	123	38	50	69	38	131			

## CAVALIERS 2019-20 SEASON SERIES STATISTICS VS. 76ERS

PLAYER	G	GS	MIN	-FIELD GOALS-			-3-POINT FG--			-FREE THROWS-			--REBOUNDS--			PTS	AVG						
				FG	FGA	PCT	FG	FGA	PCT	FT	FTA	PCT	OFF	DEF	TOT			AST	PF	DQ	STL	TO	BLK
Drummond (TOT)	2	1	57	18	26	.692	0	0	---	4	12	.333	6	15	21	4	9	1	1	3	2	40	20.0
Sexton	4	4	122	27	64	.422	2	9	.222	17	20	.850	5	5	10	9	4	0	6	10	0	73	18.3
Clarkson	3	0	65	15	32	.469	3	10	.300	12	15	.800	3	6	9	6	1	0	1	2	1	45	15.0
Thompson	4	4	115	24	49	.490	2	6	.333	5	7	.714	14	23	37	9	9	0	3	9	4	55	13.8
Love	4	4	110	13	40	.325	8	23	.348	17	19	.895	1	29	30	8	3	0	8	1	51	12.8	
Garland	4	4	117	19	55	.345	6	19	.316	2	2	1.000	3	5	8	6	6	0	5	6	0	46	11.5
Nance	3	0	76	9	17	.529	2	5	.400	0	0	---	4	23	27	5	7	0	4	4	0	20	6.7
Henson	1	0	14	3	7	.429	0	2	.000	0	0	---	2	1	3	1	1	0	0	0	0	6	6.0
McKinnie	2	0	33	4	10	.400	2	5	.400	2	2	1.000	1	14	15	10	2	2	6	0	12	6.0	
Zizic	3	0	36	8	13	.615	0	0	---	1	1	1.000	2	6	8	1	4	0	1	2	2	17	5.7
Knight	2	0	36	5	14	.357	1	8	.125	0	0	---	1	1	2	4	3	0	1	2	0	11	5.5
Dellavedova	4	0	51	9	13	.692	2	2	1.000	0	0	---	0	3	3	7	0	2	3	0	20	5.0	
Porter	4	0	86	6	19	.316	1	8	.125	5	6	.833	1	14	15	10	0	2	7	1	18	4.5	
Cook	1	0	3	1	1	1.000	0	0	---	2	2	1.000	1	1	2	0	0	0	0	0	0	4	4.0
Osmar	4	4	95	6	16	.375	4	8	.500	2	2	1.000	1	6	7	4	9	0	2	6	0	16	4.0
Exum (TOT)	1	0	7	0	0	---	0	0	---	0	0	---	0	0	0	1	1	0	0	0	0	0	0.0
CAVALIERS	4	-	960	149	350	.426	31	105	.295	65	78	.833	40	130	170	71	67	0	28	66	9	394	98.5
76ERS	4	-	960	179	352	.509	41	125	.328	48	67	.716	33	139	172	122	69	0	40	45	36	447	111.8

PLAYER	-- SINGLE-GAME HIGHS --						-- AVERAGE PER GAME --						-- CAREER HIGHS (C-SET, T-TIED THIS SEASON) --											
	MIN	REB	AST	STL	BLK	PTS	MIN	REB	AST	STL	BLK	PTS	FG	FGA	FT	FTA	REB	AST	PTS					
Drummond (TOT)	32	12	2	2	2	27	28.4	10.5	2.0	0.50	1.5	1.00	20.0	13C	20	7	18	19	6	31				
Sexton	36	5	4	2	4	28	30.5	2.5	2.3	1.50	2.5	0.00	18.3	11	20	8C	9C	5T	4C	28C				
Clarkson	26	4	3	1	1	20	21.5	3.0	2.0	0.33	0.7	0.33	15.0	10	21	10	11	6	11	30				
Thompson	33	13	4	1	3	17	28.6	9.3	2.3	0.33	0.75	13.8	8	17	7	8	16	4	4	21				
Love	33	9	6	0	3	120	27.5	7.5	2.0	0.00	2.0	0.25	12.8	10	23	11	13	23	6T	28				
Garland	34	5	3	2	0	17	29.3	2.0	2.0	1.25	1.5	0.00	11.5	7C	20C	2C	5C	3C	17C					
Nance	31	15	3	3	2	13	25.5	9.0	1.7	1.33	1.3	0.00	6.7	6C	9C	3	4	15C	6	13T				
Henson	14	3	1	0	0	6	13.7	3.0	1.0	0.00	0.0	0.00	6.0	9	12	6	10	4	21					
McKinnie	21	6	0	1	2	0	16.7	4.5	0.0	0.50	1.5	0.00	6.0	5	7C	2C	2T	6C	1	11				
Ezile	17	4	1	1	2	1	6.11	2.7	0.3	0.33	0.7	0.67	5.7	12	1T	2	5	2	12					
Knights	120	2	0	0	0	0	16.2	2.0	0.0	0.00	0.0	0.00	6.0	8	9	0	0	0	0	0				
Dellavedova	25	2	2	1	2	0	12.7	0.8	0.8	0.50	0.8	0.00	5.0	7	14	2	2	5	9	20				
Porter	27	5	6	1	0	7	21.6	3.8	3.3	0.50	1.8	0.25	4.5	2C	6C	2C	2C	5C	6C	7C				
Thompson	30	10	3	0	0	0	20.0	6.0	2.0	0.00	0.0	0.00	10.0	2C	4C	0	0	0	0	0				
Osman	32	4	1	1	3	0	5	23.9	1.8	1.0	0.50	1.5	0.00	4.0	7	19	4	7	8	4				
Exum	7	0	0	1	1	0	6.7	0.0	1.0	0.00	1.0	1.00	0.0	6	14	5	5	4	4	20				
TS/RS (TOT)	24	24	24	24	24	24	24.0	24.0	24.0	24.0	24.0	24.0	24.0	24	24	24	24	24	24	24				
CAVALIERS	240	51	43	13	11	141	240.0	43.0	30.5	10.0	11.3	2.9	111.8	57C	109	43	59	68	43	141				





# CLEVELAND CAVALIERS

## ALL-TIME MEETINGS

DATE	PHI	OPP	DATE	PHI	OPP	DATE	PHI	OPP	DATE	PHI	OPP	DATE	PHI	OPP
11/2/70	H	W 141 87	12/1/79	H	W 117 105	4/1/87	H	W 108 99	2/17/98	H	W 98 97	3/12/10	H	L 95 100
12/27/70	A	L 101 114	1/3/80	A	W 109 108	11/21/87	A	L 88 101	4/11/98	A	L 95 106	11/5/10	H	L 116 123
1/16/71	H	W 115 96	1/19/80	H	W 111 107	11/24/87	H	W 108 104	2/22/99	A	W 106 97	11/16/10	A	L 94 101
3/2/71	A	W 124 113	2/17/80	H	W 115 100	1/9/89	H	W 126 110	4/2/99	H	L 82 85	12/7/10	H	W 117 97
10/24/71	A	W 111 93	3/16/80	A	L 109 123	2/17/88	H	L 107 115	4/23/99	H	W 80 71	2/27/11	A	W 95 91
10/27/71	H	W 120 106	10/28/80	A	W 119 101	4/23/88	A	L 99 104	11/26/99	H	W 106 83	2/11/12	A	W 99 84
11/28/71	A	L 120 124	12/9/80	A	W 96 83	11/23/88	H	W 104 91	12/3/99	A	W 102 100*	3/27/12	H	W 103 85
12/29/71	N	L 102 103	12/17/80	H	W 103 79	1/31/89	A	L 103 118	2/18/00	H	W 104 75	4/18/12	A	W 103 87
1/2/72	A	W 148 119	1/16/81	H	W 137 119	2/18/89	A	L 100 118	3/14/00	A	W 98 97*	11/18/12	H	W 86 79
2/16/72	H	W 126 116	2/11/81	A	W 122 120*	3/22/89	H	W 100 97	11/15/00	H	W 107 98	11/21/12	A	L 83 92
10/25/72	H	L 108 113	3/27/81	A	W 138 117	4/11/89	A	L 90 92	1/2/00	A	W 107 103	3/29/13	A	W 97 87
10/31/72	A	L 116 126	10/30/81	H	W 128 104	11/29/89	H	W 114 84	1/6/01	A	W 107 103	4/14/13	H	W 91 77
1/12/73	N	L 109 113**	11/20/81	A	W 99 94	1/12/90	H	L 102 113	4/16/01	H	W 96 88	11/8/13	H	W 94 79
1/26/73	A	L 100 105	12/11/81	H	W 131 113	1/23/90	A	W 103 88	11/23/01	H	W 79 68	11/9/13	A	L 125 127**
3/20/73	A	L 105 131	3/26/82	A	W 115 111	3/13/90	A	L 102 119	12/15/02	A	W 94 91	1/7/14	A	L 93 111
3/21/73	H	L 109 112	4/2/82	H	W 135 115	11/10/90	A	L 88 104	3/6/02	H	W 85 76	2/18/14	H	L 85 114
11/30/73	A	L 110 112	11/26/82	A	W 120 102	11/23/90	H	W 111 105	11/8/02	H	W 108 84	1/5/15	H	W 95 92
12/5/73	H	L 75 89	12/15/82	H	W 99 93	3/31/91	H	W 110 101	11/29/02	A	W 106 99	2/2/15	A	L 84 97
1/9/74	H	W 90 86	1/18/83	A	W 98 90	4/21/91	A	L 110 123	2/21/03	A	W 119 99	3/29/15	A	L 86 87
1/13/74	A	L 94 96	3/27/83	H	W 94 80	11/26/91	H	L 91 95	2/23/03	H	W 116 103	11/2/15	H	L 100 107
3/1/74	A	L 93 110	4/3/83	A	W 96 84	11/27/91	A	L 97 107	11/15/03	A	L 88 91*	11/6/15	A	L 102 108
3/17/74	A	L 99 115	12/16/83	H	W 115 105	1/11/92	A	L 102 108	12/19/03	H	L 81 88	12/20/16	A	L 86 108
11/28/74	A	L 103 110	1/7/84	A	L 98 106	2/5/92	H	L 98 110*	1/24/04	A	L 87 95	1/10/16	H	L 85 95
1/18/75	H	L 106 108	1/18/84	A	W 109 107	12/16/92	H	L 97 115	3/26/04	H	W 86 71	11/5/16	H	L 101 102
2/12/75	H	L 102 105	1/20/84	A	W 109 106	3/16/93	A	L 98 110	3/4/05	H	W 98 89	11/27/16	H	L 108 112
3/15/75	A	W 96 88	2/23/84	A	L 109 116*	3/26/93	H	L 84 103	3/18/05	A	W 93 81	3/31/17	A	L 105 122
12/9/75	H	W 100 85	3/23/84	H	W 100 95	4/25/93	A	L 103 107	4/8/05	H	W 103 98	11/27/17	H	L 91 113
1/2/76	H	W 112 101	10/26/84	H	W 111 101	1/15/94	A	L 67 110	11/19/05	H	L 120 123	12/9/17	A	L 98 105
1/8/76	A	L 105 115	1/22/85	A	L 101 100	2/2/94	H	L 97 105	2/4/06	A	W 100 95	3/1/18	A	W 108 97
2/6/76	H	L 87 92	2/15/85	H	W 107 112	3/3/94	A	L 87 95	2/22/06	H	W 116 107	4/6/18	H	W 132 130
3/18/76	A	L 104 110	2/18/85	A	L 113 120	3/25/94	H	L 88 105	4/4/06	A	L 91 124	11/23/18	H	L 112 121
11/27/76	A	L 104 111	3/19/85	A	L 89 116	12/3/94	A	W 83 78	11/25/06	A	L 95 108	12/16/18	A	W 128 105
1/1/77	H	W 116 96	4/3/85	H	L 110 113	12/16/94	H	L 80 84	1/24/07	A	W 118 115*	3/12/19	H	W 106 99
2/20/77	H	W 112 111	12/11/85	H	W 125 110	2/7/95	A	L 84 90	1/26/07	H	L 97 105	11/12/19	H	W 98 97
3/15/77	A	W 133 102	1/24/86	A	W 121 114	3/12/95	H	L 72 92	1/17/07	H	L 92 98	11/17/19	A	W 114 95
12/17/77	H	W 129 116	2/6/86	H	W 111 103	11/17/95	H	L 82 114	12/15/07	A	W 92 86	12/7/19	H	W 141 94
1/4/78	H	W 108 93	3/14/86	H	W 109 100	12/8/95	A	L 85 113	3/30/08	A	L 88 91	2/26/20	A	L 94 108
1/19/78	A	L 109 117	3/17/86	H	W 118 112*	1/24/96	H	L 88 91	4/14/08	H	L 90 91			
2/21/78	A	W 127 114	4/4/86	H	W 122 102	2/17/96	A	L 82 97	12/10/08	H	L 93 101			
12/9/78	A	L 107 115	12/13/86	A	L 120 123	11/15/96	H	L 89 105	12/12/08	A	L 72 88			
1/17/79	H	W 107 94	12/17/86	H	L 107 110	2/11/97	A	L 94 105	4/10/09	H	L 92 102			
2/15/79	A	L 100 113	1/28/87	H	W 109 107	4/12/97	A	L 118 125	4/15/09	A	W 111 110*			
3/30/79	H	W 129 93	3/10/87	A	W 100 91	11/26/97	H	L 89 95	11/21/09	A	L 91 97			
10/27/79	A	W 112 106	3/31/87	A	W 116 105	1/24/98	A	L 92 111	12/16/09	H	L 101 108			

\* overtime  
\*\*double-overtime



## GENERAL INFORMATION



**Rick Carlisle**

Franchise Timeline (Established).....	Dallas Mavericks (1980-81)
Address.....	2500 Victory Avenue; Dallas, TX 75219
Proprietor.....	Mark Cuban
CEO.....	Cynt Marshall
President of Basketball Operations/General Manager.....	Donn Nelson
Head Coach.....	Rick Carlisle
Assistant Coaches.....	Jamahl Mosley, Mike Weinar, Zach Guthrie, Darrell Armstrong, Jenny Boucek
Assistant General Manager.....	Keith Grant
Vice President of Basketball Operations.....	Michael Finley
Shooting Coach.....	Peter Patton
Player Development Coach.....	God Shammgod
Player Development Coach/Basketball Technology Director.....	Mike Shedd
Director of Player Health and Performance.....	Casey Smith
Director of Athletic Performance.....	Jeremy Holsoapple
Head Athletic Trainer.....	Dionne Calhoun
Assistant Athletic Trainer.....	Heather Mau
Head Equipment Manager.....	Kory Johnson
Vice President of Basketball Communications.....	Scott Tomlin
Director of Basketball Communications.....	Alan Rakowski
Director of Media Relations.....	Renee Felton
Basketball Communications Coordinator.....	Dave Maurer
Vice President of Corporate Communications and Events.....	Erin Finegold
Communications and Events Coordinator.....	Paige Vasquez
Home Court.....	American Airlines Center (19,200)

## BROADCAST INFORMATION

Radio.....	ESPN Radio (103.3 FM): Chuck Cooperstein, Brad Davis
Spanish Radio.....	KFLC (Univision 1270 AM): Victor Villalba
Television.....	FOX Sports Southwest: Mark Followill, Derek Harper, Jeff "Skin" Wade

### 2020-21 SCHEDULE

2/25/21..... @PHI

### ALL-TIME SERIES RESULTS

Overall.....	37-40
Home.....	20-19
Away.....	17-21

### PLAYOFFS

## ALL-TIME SERIES INFORMATION

76ers Largest Margin of Victory.....	42, 3/17/17
76ers Most Pts. Scored.....	133, 2/23/83
76ers Fewest Pts. Scored.....	70, 11/13/14

Mavericks Largest Margin of Victory:.....	53, 11/13/14
Mavericks Most Pts. Scored.....	129, 2/21/16
Mavericks Fewest Pts. Scored.....	74, 3/17/17



# DALLAS MAVERICKS

## 76ERS 2019-20 SEASON SERIES STATISTICS VS. MAVERICKS

PLAYER	--FIELD GOALS--					--3-POINT FG--			--FREE THROWS--			--REBOUNDS--					PTS	AVG					
	G	GS	MIN	FG	FGA	PCT	3P	FGA	PCT	FT	FTA	PCT	OFF	DEF	TOT	AST			PF	DO	STL	TO	BLK
Embiid	1	1	33	12	24	.500	3	7	.429	6	6	1.000	2	15	17	2	3	0	1	1	33	33.0	
Harris	2	2	47	12	33	.364	2	11	.182	1	3	.333	3	9	12	3	2	0	0	1	0	27	13.5
Richardson	2	2	67	10	22	.455	4	11	.364	2	2	1.000	2	6	8	4	4	0	2	6	0	26	13.0
Horford	2	2	58	10	25	.400	4	13	.308	1	2	.500	3	5	8	8	6	0	3	3	1	25	12.5
Burke (TOT)	3	2	84	12	35	.343	5	16	.313	8	8	1.000	1	9	10	9	6	0	4	4	0	37	12.3
Simmons	2	2	73	9	21	.429	0	0	---	5	8	.625	4	7	11	19	8	0	7	5	0	23	11.5
Robinson (TOT)	3	3	89	11	27	.407	3	12	.250	1	2	.500	4	11	15	5	3	0	2	3	0	26	8.7
Scott	2	2	41	6	14	.429	2	8	.250	2	2	1.000	2	8	10	3	1	0	2	0	1	16	8.0
Burke	2	0	22	6	11	.545	2	5	.400	0	1	1.000	3	0	3	3	0	0	0	1	0	14	7.0
Korkmaz	2	0	29	3	10	.300	1	5	.200	0	0	---	0	3	3	3	0	0	0	1	0	9	3.5
Ennis	2	0	26	2	11	.182	1	6	.167	1	2	.500	2	6	8	1	2	0	0	1	1	6	3.0
Milton	1	0	3	1	1	1.000	0	0	---	0	0	---	0	0	0	0	1	0	0	0	0	2	2.0
Neto	0	0	9	2	4	.500	0	2	.000	0	0	---	0	0	0	0	1	0	2	1	0	4	2.0
Pelle	2	0	19	2	5	.400	0	3	---	0	0	2.000	3	3	6	0	5	0	1	0	1	7	2.0
Thybulle	2	0	33	0	7	.000	0	3	.000	2	2	1.000	1	2	3	0	4	0	1	0	2	2	1.0
O'Quinn	1	0	1	0	0	---	0	0	---	0	0	---	0	0	0	0	0	0	0	0	0	0	0.0
76ERS	2	-	480	75	188	.399	19	71	.268	20	30	.667	25	64	89	47	36	0	20	19	7	189	94.5
MAVERICKS	2	-	480	83	162	.512	25	60	.417	35	49	.714	19	84	103	45	37	1	14	32	12	226	113.0

PLAYER	-- SINGLE-GAME HIGHS --					-- AVERAGE PER GAME --					-- CAREER HIGHS --					-- C-SET, T-TIED THIS SEASON --					PTS	AVG	
	MIN	REB	AST	ST	BL	PTS	MIN	REB	AST	STL	TO	BLK	PTS	FG	FGA	FT	FTA	REB	AST	PTS			
Embiid	33	17	2	1	1	33	33.0	17.0	2.0	1.00	1.0	1.00	33.0	12C	24C	10	11	17C	5	33C			
Harris	34	10	2	0	1	20	33.3	6.0	1.5	0.00	0.5	0.00	13.5	10	22C	8	8	10C	5	25			
Richardson	34	6	4	2	3	16	33.4	4.0	2.0	1.00	3.0	0.00	13.0	11	14T	2T	4	6C	6	24			
Horford	33	6	5	2	2	16	28.8	4.0	4.0	1.50	1.5	0.50	12.5	10	17	5	6	20	8	21			
Burke (TOT)	29	6	5	3	2	16	28.1	3.3	3.0	1.33	1.3	0.00	12.3	6	14	8	9	8	8	18			
Simmons	37	6	11	4	5	12	36.4	5.5	9.5	3.50	2.5	0.00	11.5	10	16	7	11	13	11T	23			
Robinson (TOT)	32	7	2	1	2	13	29.6	5.0	1.7	0.67	1.0	0.00	8.7	6C	10C	2	3	7C	3	13C			
Scott	23	6	3	1	0	1	9	20.4	5.0	1.5	1.00	0.0	0.50	8.0	3T	9C	2T	2T	7	3T	9C		
Burke	12	3	2	0	1	7	11.1	1.5	1.5	0.00	0.5	0.00	7.0	8	18	2	3	7	7	20			
Korkmaz	16	2	2	1	0	0	5	14.6	1.5	1.5	0.50	0.0	0.00	3.5	2T	8	2	2	6	4	7		
Ennis	14	4	1	0	1	1	6	13.0	4.0	0.5	0.00	0.5	0.50	3.0	8	13	4	4	8	4	18		
Milton	3	0	1	0	0	0	2	2.6	0.0	1.0	0.00	0.0	0.00	2.0	2	4	1	1	2	1C	6		
Neto	7	0	0	1	0	2	4.7	0.0	0.0	1.00	0.5	0.00	2.0	3	7	1	2	2	3	8			
Pelle	15	6	0	1	0	1	4	9.5	3.0	0.0	0.50	0.0	0.50	2.0	2C	4C	0C	2C	6C	0C	4C		
Thybulle	20	3	0	1	0	1	2	16.6	1.5	0.0	0.50	0.0	1.00	1.0	0C	4C	2C	2C	3C	0C	2C		
O'Quinn	1	0	0	0	0	0	0	1.2	0.0	0.0	0.00	0.0	0.00	0.0	6	8	3	4	11	4	15		
76ERS	240	46	25	11	5	9	240.0	51.5	22.5	7.00	16.0	6.00	113.0	59	115	34	42	46C	37	118			
MAVERICKS	240	54	23	10	16	8	117	240.0	51.5	22.5	7.00	16.0	6.00	113.0	52	113	34	43	58	41	129		

## MAVERICKS 2019-20 SEASON SERIES STATISTICS VS. 76ERS

PLAYER	--FIELD GOALS--					--3-POINT FG--					--FREE THROWS--					--REBOUNDS--					PTS	AVG	
	G	GS	MIN	FG	FGA	PCT	3P	FGA	PCT	FT	FTA	PCT	OFF	DEF	TOT	AST	PF	DO	STL	TO			BLK
Porzingis	1	1	37	10	19	.526	2	6	.333	0	0	0	3	15	18	0	3	0	1	2	3	22	22.0
Hardaway	2	2	62	15	32	.469	9	13	.692	0	3	.000	2	11	13	2	4	0	1	1	1	39	19.5
Doncic	1	1	33	4	15	.267	1	3	.333	10	12	.833	1	7	8	12	3	0	0	5	0	19	19.0
Powell	2	2	60	10	17	.588	0	4	.000	8	12	.667	3	14	17	5	4	1	5	0	28	14.0	
Finney-Smith	2	2	63	10	15	.667	3	8	.375	4	4	1.000	5	7	12	5	5	0	2	4	1	27	13.5
Kleber	2	1	54	7	10	.700	4	6	.667	2	4	.500	0	11	11	3	4	0	2	4	3	20	10.0
Curry	2	0	42	6	14	.429	2	7	.286	3	3	1.000	1	1	2	4	2	0	0	2	1	17	8.5
Brookhoff	1	0	18	3	7	.429	2	5	.400	0	0	0	0	2	2	0	1	3	0	0	0	8	8.0
Jackson	1	0	16	3	5	.600	1	1	1.000	0	0	0	0	2	2	0	0	0	1	0	0	7	7.0
Wright	2	0	46	5	11	.455	0	1	0.000	4	4	1.000	3	8	11	6	2	0	5	3	1	14	7.0
Brunson	2	1	34	5	11	.455	0	4	0.000	3	3	1.000	0	4	4	8	7	1	1	2	2	13	6.5
Marjanovic	2	0	13	5	6	.833	1	2	.500	1	4	.250	1	1	2	0	2	0	0	1	0	12	6.0
Cleveland	1	0	2	0	0	0	0	0	0	0	0	0	0	1	1	0	0	0	0	0	0	0	0.0
76ERS	6	-	481	83	162	.512	25	60	.417	35	49	.714	19	84	103	45	37	1	14	32	12	226	113.0
MAVERICKS	2	-	480	75	188	.399	19	71	.268	20	30	.667	25	64	89	47	36	0	20	19	7	189	94.5

PLAYER	-- SINGLE-GAME HIGHS --					-- AVERAGE PER GAME --					-- CAREER HIGHS --					-- C-SET, T-TIED THIS SEASON --					
	MIN	REB	AST	ST	BL	PTS	MIN	REB	AST	STL	TO	BLK	PTS	FG	FGA	FT	FTA	REB	AST	PTS	
Porzingis	37	18	0	1	2	3	27	37.1	18.0	0.0	1.00	2.0	3.00	22.0	10C	19T	9	14	18C	4	22T
Hardaway	32	9	1	1	1	22	30.8	6.5	1.0	0.50	0.5	0.50	19.5	10C	21C	10	10	9C	6	28	
Doncic	33	8	12	0	5	0	19	33.0	8.0	12.0	0.00	5.0	0.00	19.0	4T	16	10C	12C	9	12C	19C
Powell	35	12	4	1	4	0	19	30.1	8.5	2.5	0.50	2.5	0.00	14.0	8C	12	5C	6T	12C	4T	19C
Finney-Smith	32	6	4	2	3	1	16	31.6	6.0	2.5	1.00	2.0	0.50	13.5	7C	10C	4C	4T	6C	4C	16C
Kleber	31	8	2	1	3	3	10	26.9	5.5	1.5	1.00	2.0	1.50	10.0	5	8	1C	2C	10	2T	12
Curry	21	2	3	0	2	1	11	20.9	1.0	3.0	0.00	1.5	0.50	8.5	8	14	3	4	3	6	22
Brookhoff	18	2	0	0	0	0	8	18.3	2.0	0.0	0.00	0.0	0.00	8.0	6	8	1	2	5	3	15
Jackson	16	2	0	1	1	0	7	16.2	2.0	0.0	1.00	1.0	0.00	7.0	7	12	7	8	6	3	24
Wright	23	7	4	4	2	1	8	23.0	5.5	3.0	2.50	1.5	0.50	7.0	7	12	7	7	7C	5	20
Brunson	25	3	7	1	2	1	11	17.2	2.0	4.0	0.50	1.0	1.00	6.5	6	14	4	4	11	8	13
Marjanovic	8	1	0	0	1	0	12	6.3	1.0	0.0	0.00	0.5	0.00	6.0	8	10	5	6	11	1	18
Cleveland	2	1	0	0	0	0	1	1.9	1.0	0.0	0.00	1.0	0.00	0.0	2	2	0T	0T	1C	0T	5
MAVERICKS	240	54	23	10	16	8	117	240.0	51.5	22.5	0.00	16.0	6.00	113.0	52	113	34	43	58	41	125
76ERS	240	54	23	10	16	8	117	240.0	51.5	22.5	0.00	16.0	6.00	113.0	52	113	34	43	58	41	125





# DALLAS MAVERICKS

## ALL-TIME MEETINGS

DATE	PHI	OPP	DATE	PHI	OPP	DATE	PHI	OPP	DATE	PHI	OPP
11/25/80	A	W 108 92	12/20/88	H	L 102 108	12/5/96	A	L 102 106	11/9/05	H	W 112 97
2/20/81	H	W 117 109	1/9/89	A	W 121 103	1/8/97	H	L 93 111	2/27/06	A	L 92 104
1/27/82	A	W 99 86	12/15/89	H	L 88 95	11/13/97	A	W 99 98	12/15/06	A	L 79 93
2/17/82	H	W 114 109	1/5/90	A	W 104 79	2/11/98	H	W 91 90	2/11/07	H	L 89 106
12/29/82	A	W 126 116*	11/7/90	H	L 101 104	2/1/00	A	W 101 100	11/13/07	A	L 84 99
2/23/83	H	W 133 101	3/6/91	A	W 97 92	2/29/00	H	W 106 87	2/11/08	H	W 84 76
2/15/84	A	L 116 119**	2/18/92	A	W 94 90	12/15/00	H	L 94 112	1/2/09	A	L 86 96
3/30/84	H	W 118 110	3/6/92	H	W 88 86	1/23/01	A	W 114 98	1/19/09	H	L 93 95
11/2/84	H	W 107 103	2/13/93	A	W 119 96	11/1/01	H	L 92 99	11/30/09	A	L 102 104
1/28/85	A	L 109 111	3/19/93	H	L 87 89	11/10/01	A	W 98 91	1/22/10	H	W 92 81
2/28/86	A	W 123 120	1/7/94	A	W 103 93	1/4/03	A	L 83 102	11/12/10	A	L 90 99
3/30/86	H	W 114 113	1/26/94	H	W 104 90	1/23/03	H	L 94 107	3/1/11	H	L 93 101
2/27/87	A	L 110 123	11/11/94	H	L 100 107	1/14/04	A	L 125 122**	2/17/12	H	L 75 82
3/23/87	H	L 100 103	3/17/95	A	L 101 103	3/22/04	H	W 107 98	11/27/12	H	W 100 98
12/19/87	H	W 95 90	12/6/95	H	W 108 87	1/29/05	A	W 93 89	12/18/12	A	L 100 107
2/27/88	A	L 91 100	2/27/96	A	W 121 115	4/1/05	H	L 83 100	11/18/13	A	L 94 97

\* overtime

\*\*double-overtime



# DENVER NUGGETS



## GENERAL INFORMATION



Michael Malone

Franchise Timeline (Established).....	Denver Nuggets (1976-77)
Address.....	1000 Chopper Circle; Denver, CO 80204
Owner.....	E. Stanley Kroenke
President and Governor.....	Josh Kroenke
President of Basketball Operations.....	Tim Connelly
General Manager.....	Calvin Booth
Assistant General Manager.....	Tommy Balcetis
Director of Basketball Operations.....	Ben Tenzer
Vice President of Basketball Administration.....	Lisa Johnson
Director of Team Operations/Player Development.....	Amy O'Brien
Director of Scouting.....	Jim Clibanoff
Manager of Player Personnel.....	Scott Howard
Pro Personnel Scout/Player Development.....	Joe Connelly
Lead Scout.....	Herb Livsey
International Scout.....	Rafal Juc
Scout.....	Martynas Pocius
Sr. Analyst, Basketball Analytics.....	Layne Vashro
Basketball Operations Associate.....	Jonathan Wallace, Dethie Fall
Head Coach.....	Michael Malone
Assistant Coaches.....	Wes Unseld Jr., David Adelman, Jordi Fernandez, Ryan Bowen, Charles Klask, John Beckett
Advance Scout/Assistant Coach.....	Elvis Valcarcel
Director Player Development.....	Ognjen Stojakovic
Player Development.....	Stephen Graham, Boniface N'Dong
Special Assistant to the Head Coach.....	Andrew Munson
Assistant Video Coordinator.....	Travess Armenta
Video Room Associate.....	Jordan Bickerstaff
Vice President of Sports Medicine.....	Steve Short
Head Athletic Trainer.....	Dan Shimensky
Associate Head Athletic Trainer.....	Jason Miller
Director of Performance/Head Strength and Conditioning Coach.....	Felipe Eichenberger
Assistant Strength and Conditioning Coach.....	Claus Antunes de Souza
Director of Sports Science/Physical Therapist.....	Matt Tuttle
Massage Therapist.....	Stephanie Jackson
Equipment Manager.....	Sparky Gonzales
Director, Media Relations.....	Nick O'Hayre
Manager, Media Relations.....	Cody Wise
Coordinator, Media Relations.....	Steven Blevins
Team Security.....	Kevin Jackson, Terry Randolph
Home Court.....	Ball Arena (19,520)

## BROADCAST INFORMATION

Radio.....	Altitude Radio Network 92.5 FM
Television.....	Altitude Sports & Entertainment: Chris Marlowe, Scott Hastings, Chris Dempsey, Vic Lombardi, Katy Winge

### 2020-21 SCHEDULE

1/9/21..... @PHI

### ALL-TIME SERIES RESULTS

Overall.....	51-39
Home.....	31-15
Away.....	20-24

### PLAYOFFS

## ALL-TIME SERIES INFORMATION

76ers Largest Margin of Victory.....	31, 11/5/77
76ers Most Pts. Scored.....	149, 3/30/90
76ers Fewest Pts. Scored.....	75, 2/23/95

Nuggets Largest Margin of Victory.....	30, 2/23/95
Nuggets Most Pts. Scored.....	134, 2/27/82
Nuggets Fewest Pts. Scored.....	71, 12/16/02





# DENVER NUGGETS

## 76ERS 2019-20 SEASON SERIES STATISTICS VS. NUGGETS

PLAYER	G	GS	MIN	-FIELD GOALS-			-3-POINT FG--			-FREE THROWS-			--REBOUNDS--			PF	FO	STL	TO	BLK	PTS	AVG	
				FG	FCA	PCT	FG	FCA	PCT	FT	FTA	PCT	OFF	DEF	TOT								
Burke (TOT)	1	0	32	6	14	.429	4	9	.444	9	10	.900	0	4	4	1	3	0	1	4	0	25	25.0
Embiid	2	2	60	14	35	.400	2	7	.286	11	14	.786	7	18	25	8	9	1	2	12	2	41	20.5
Robinson (TOT)	1	1	31	6	10	.600	3	5	.600	2	2	1.000	1	5	6	3	0	0	1	2	1	17	17.0
Harris	2	2	69	13	31	.419	2	6	.333	5	7	.714	2	15	17	8	4	0	3	2	4	33	16.5
Thybulle	1	0	26	5	8	.625	3	4	.750	0	0	----	2	3	5	1	2	0	1	0	0	13	13.0
O'Quinn	1	0	8	5	6	.833	1	1	1.000	0	1	1.000	0	1	1	2	3	0	0	0	1	11	11.0
Horford	2	2	62	8	28	.286	3	15	.200	0	2	0.000	5	14	19	6	5	0	3	5	2	19	9.5
Korkmaz	2	0	42	6	9	.667	5	7	.714	1	2	.500	0	5	5	3	1	0	0	2	0	18	9.0
Simmons	1	1	37	3	6	.500	0	1	0.000	1	4	.250	2	7	9	7	3	0	1	4	0	7	7.0
Ennis	2	0	33	5	8	.625	1	2	.500	0	0	----	0	0	0	0	0	0	0	0	0	13	6.5
Neto	2	1	41	5	7	.714	3	3	1.000	0	0	----	0	3	3	8	0	0	0	4	1	13	6.5
Scott	2	0	33	4	12	.333	2	8	.250	1	1	1.000	2	3	5	0	3	0	3	0	0	11	5.5
Burke	1	0	18	2	7	.286	1	2	.500	0	0	----	0	1	1	3	0	0	0	0	1	5	5.0
Richardson	2	2	51	4	19	.211	2	9	.222	0	0	----	1	0	1	5	2	0	3	2	1	10	5.0
76ERS	2	-	480	75	175	.429	25	62	.403	19	33	.576	23	75	98	52	34	1	17	35	11	194	97.0
NUGGETS	2	-	480	76	172	.442	16	49	.327	24	29	.828	12	67	79	57	30	0	22	24	20	192	96.0

PLAYER	-- SINGLE-CAREER --						AVERAGE PER GAME						--CAREER HIGHS (C-SET, T-TIED THIS SEASON)--									
	MIN	REB	AST	STL	BLK	PTS	MIN	REB	AST	STL	BLK	PTS	FG	P	FGA	FT	F	FTA	REB	AST	PTS	
Burke (TOT)	32	4	1	1	4	25	31.7	4.0	1.0	1.00	4.0	0.00	25.0	13	19	8	10C		8	34		
Embiid	31	15	6	2	8	22	29.8	12.5	4.0	1.00	6.0	1.00	20.5	8C	18C	12	14	15C	6C	23		
Robinson (TOT)	31	6	3	1	2	17	30.4	6.0	3.0	1.00	2.0	1.00	17.0	6C	10C	3	4	6C	3C	17C		
Harris	36	10	4	2	1	20	34.4	8.5	4.0	1.50	1.0	2.00	16.5	8	19	6	8	11	47	22		
Thybulle	26	5	1	0	0	13	26.3	5.0	1.0	1.00	0.0	0.00	13.0	5C	8C	0C	5C	1C	13C			
O'Quinn	8	1	2	0	0	11	8.0	1.0	2.0	0.00	1.0	0.00	11.0	8	10	9	10	12	3	16		
Horford	31	10	4	2	1	31	11.0	9.5	3.0	0.00	2.0	1.00	5.5	12	2	6	2	0	9	13	25.5	
Korkmaz	25	3	0	0	0	12	20.9	2.5	1.5	0.00	1.0	0.00	9.0	4C	5C	2	3	3C	2C	12C		
Simmons	37	9	7	1	4	0	7	37.2	9.0	7.0	1.00	4.0	0.00	7.0	6	17	7	10	13	11	19	
Ennis	18	4	1	0	0	7	16.6	3.5	0.5	0.50	0.0	0.00	6.5	6	12	4	4	6	3	16C		
Neto	2	6	0	0	1	2	12.0	2.0	1.0	0.00	2.0	0.00	5.5	5C	9	2	0	1	2	4	9	
Scott	19	4	0	2	0	0	8	16.5	2.5	0.0	1.50	0.0	0.00	5.5	4	77	3	4	5	4	9	
Burke	18	1	3	0	0	1	5	17.6	1.0	3.0	0.00	0.0	1.00	5.0	8	13	3	4	5	11	19	
Richardson	32	1	5	2	2	1	7	25.6	0.5	2.5	1.50	1.0	0.50	5.0	6	13	3	3	7	8	17	
76ERS	240	49	28	9	18	97	240.0	49.0	26.0	8.50	17.5	5.50	97.0	59	105	41	54	64	45	149	149	
NUGGETS	240	41	29	12	14	110	240.0	39.5	28.5	11.00	12.0	10.00	96.0	54	126	43	54	73	38	134		

## NUGGETS 2019-20 SEASON SERIES STATISTICS VS. 76ERS

PLAYER	G	GS	MIN	-FIELD GOALS-			-3-POINT FG--			-FREE THROWS-			--REBOUNDS--			PF	FO	STL	TO	BLK	PTS	AVG	
				FG	FCA	PCT	FG	FCA	PCT	FT	FTA	PCT	OFF	DEF	TOT								
Barton	2	2	76	18	31	.581	4	11	.364	6	8	.750	1	13	14	8	2	0	4	4	3	46	23.0
Jokic	2	2	71	17	35	.486	3	13	.231	4	5	.800	2	15	17	17	6	2	3	3	41	20.5	
Millap	2	2	63	8	19	.421	3	6	.500	6	6	1.000	4	10	14	2	3	0	5	1	3	25	12.5
Murray	2	2	43	10	19	.526	1	4	.250	1	1	1.000	1	6	7	11	2	0	1	2	2	22	11.0
Harris	2	2	68	7	21	.333	2	6	.333	3	3	1.000	1	4	5	8	3	0	3	1	0	19	9.5
Morris	2	0	48	4	13	.308	1	2	.500	0	0	----	1	4	5	3	2	0	1	2	2	9	4.5
Porter	2	0	22	3	9	.333	0	1	0.000	2	2	1.000	2	4	6	0	2	0	0	0	0	8	4.0
Beasley	2	0	19	3	7	.429	1	3	.333	0	0	----	0	2	2	1	0	0	0	2	0	7	3.5
Grant	2	0	32	2	10	.200	1	3	.333	2	2	1.000	0	1	1	4	4	0	2	0	4	7	3.5
Craig	2	0	13	2	2	1.000	0	0	----	0	0	----	0	1	1	2	2	0	0	1	1	4	2.0
Plumlee	2	0	25	2	6	.333	0	0	----	0	2	0.000	0	7	7	2	4	0	4	0	2	4	2.0
Vonleh (TOT)	1	0	15	1	4	.250	0	1	0.000	0	0	----	0	2	2	1	1	0	0	1	0	2	2.0
Hernangomez	1	0	1	0	0	----	0	0	----	0	0	----	0	0	0	0	0	0	0	0	0	0	0.0
NOGETS	2	-	480	76	172	.442	16	49	.327	24	29	.828	12	67	79	57	30	0	22	24	20	192	96.0

PLAYER	-- SINGLE-GAME HIGHS --							-- AVERAGE PER GAME --							-- CAREER HIGHS (C-SET, T-TIED THIS SEASON) --									
	MIN	REB	AST	STL	TO	BLK	PTS	MIN	REB	AST	STL	TO	BLK	PTS	FG	FCA	FT	FTA	REB	AST	PTS			
Barton	40	7	7	2	2	26	38.0	7.0	4.0	2.00	2.0	1.50	23.0	10C	19C	5	7	9	77	26C	26C			
Jokic	38	10	11	2	2	26	35.5	8.5	8.5	1.00	1.5	1.50	20.5	12	227	8	12	18	11C	32	14			
Millap	35	8	2	3	1	2	15	31.7	7.0	1.0	2.50	0.5	1.50	12.5	9	16	9	13	17	4	28			
Murray	37	6	11	1	2	22	21.3	3.5	3.5	0.50	1.0	1.00	11.0	11	23	8	9	8	11C	31	31			
Harris	3	5	2	1	0	14	33.9	2.5	4.0	1.50	0.5	0.00	9.5	7	14	5	6	5	5C	18	18			
Morris	31	3	2	1	1	2	7	23.8	2.5	1.5	0.50	1.0	1.00	4.5	5	11	1	2	3C	3	15			
Porter	14	6	0	0	0	6	10.9	3.0	0.0	0.00	0.0	0.00	4.0	2C	7C	2C	4C	6C	0C	10C	6C			
Beasley	12	1	1	0	1	5	9.4	1.0	0.5	0.00	1.0	0.00	3.5	6	12	0T	0T	3	1T	14	14			
Grant	19	1	3	2	0	2	4	16.2	0.5	2.0	1.00	0.0	2.00	3.5	10	17	6	6	9	3C	23			
Craig	8	1	1	0	1	1	4	6.4	0.5	0.5	0.00	0.5	0.50	2.0	6	13	2	2	6	1T	15			
Plumlee	15	4	1	2	4	2	12.5	3.5	1.0	2.00	3.5	1.00	2.0	9	14	7	10	15	6	18	18			
Vonleh (TOT)	15	2	1	0	1	0	2	15.1	2.0	1.0	0.00	1.0	0.00	2.0	4	7	3	6	11	5	10			
Hernangomez	1	0	0	0	0	0	1.0	0.0	0.0	0.00	0.0	0.00	0.0	2	2	0T	0T	5	1	4	4			
NUGGETS	240	41	29	12	14	11	100	240.0	39.5	28.5	11.00	12.0	10.00	96.0	54	126	43	54	73	38	134			
76ERS	240	49	28	9	18	8	97	240.0	49.0	26.0	8.50	17.5	5.50	97.0	59	105	41	54	74	45	149			



# DENVER NUGGETS

## ALL-TIME MEETINGS

DATE	PHI	OPP	DATE	PHI	OPP	DATE	PHI	OPP	DATE	PHI	OPP
12/1/76	H	W 114 102	12/7/83	H	W 133 128	3/23/93	H	W 88 80	12/12/03	H	L 77 86
12/21/76	A	L 94 108	12/29/83	A	L 89 101	12/15/93	H	W 101 93	2/17/04	A	L 85 106
1/30/77	A	W 107 101	11/24/84	A	L 110 114	1/2/94	A	W 96 80	12/14/04	H	W 110 102
3/9/77	H	W 129 125**	3/24/85	H	W 124 103	2/18/95	H	W 95 89	12/31/04	A	L 92 97
11/5/77	H	W 132 101	12/6/85	H	L 121 123	2/23/95	A	L 75 105	12/27/05	H	W 108 106
1/29/78	A	W 118 117	3/1/86	A	W 118 107	12/11/95	H	L 91 104	3/9/06	A	L 93 97
2/1/78	H	W 104 101	12/30/86	A	W 111 108	12/30/95	A	L 100 108	11/10/06	H	L 101 108
2/25/78	A	L 115 124	3/20/87	H	W 116 106	12/26/96	A	W 118 89	1/2/07	A	W 108 97
11/15/78	H	W 109 103*	12/12/87	H	L 121 131	2/16/97	H	L 97 112	1/6/08	A	L 96 109
2/25/79	A	W 119 111	2/26/88	A	L 104 120	12/12/97	H	W 106 91	3/19/08	H	W 115 113
4/8/79	H	W 112 111	12/7/88	H	W 134 109	2/27/98	A	W 79 78	12/26/08	A	L 101 105
1/23/80	A	W 118 93	2/26/89	A	L 115 122	12/6/99	H	L 77 94	2/18/09	H	L 89 101
2/29/80	H	W 104 103	12/26/89	A	L 111 114	1/31/00	A	L 80 83	12/7/09	H	L 83 93
12/27/80	A	L 121 125	3/30/90	H	W 149 131	12/4/00	A	L 98 105	1/3/10	A	W 108 105
3/6/81	H	W 137 109	12/7/90	H	W 135 126	2/5/01	H	W 99 80	12/26/10	A	W 95 89
12/9/81	H	W 137 109	1/5/91	A	W 120 104	12/28/01	A	L 90 93	1/30/11	H	W 110 99
2/27/82	A	L 125 134	12/11/91	H	L 88 98	2/18/02	H	W 110 83	1/18/12	H	L 104 108*
2/1/83	A	W 133 124	12/30/91	A	L 93 109	12/16/02	H	W 93 71	10/31/12	H	W 84 75
2/16/83	H	W 116 95	2/12/93	A	L 122 126	3/2/03	A	W 100 94	3/21/13	A	L 100 101

\* overtime

\*\*double-overtime





# DETROIT PISTONS



## GENERAL INFORMATION



Dwane Casey

Franchise Timeline (Established) .....	Fort Wayne Pistons (1948-49), Detroit Pistons (1957-58)
Address .....	Detroit Pistons Performance Center, 6201 Second Avenue, Detroit, MI 48202
Owner .....	Tom Gores
Vice Chairman .....	Arn Tellem
General Manager .....	Troy Weaver
Senior Advisor To Owner, Tom Gores .....	Ed Stefanski
Assistant General Manager .....	Dave Minberg
Sr. Director of Player Personnel .....	Gregg Polinsky
Sr. Director of Basketball Administration .....	Britta Brown
Sr. Director, Strategy & Systems .....	Tony Leotti
Head Coach .....	Dwane Casey
Assistant Coaches .....	Sidney Lowe, Sean Sweeney, Micah Nori
Assistant Coach/Director of Player Development .....	Tim Grgurich
Player Development Coach .....	D.J. Bakker, J.D. Dubois, Bryston Williams, Alex Zampier, Travon Bryant
Head Video Coordinator/Player Development Coach .....	Jordan Brink
Sr. Medical Director .....	Bernard Condeaux
Athletic Trainer .....	Jim Scholler
Performance Director .....	Trent Salo
Head Strength & Conditioning Coach .....	Jordan Sabourin
Director of Team Operations .....	Mike Abdenour
Sr. Vice President, Public Relations .....	Kevin Grigg
Vice President, Public Relations .....	Cletus Lewis
Coordinator, Public Relations .....	Josh Schur
Home Court .....	Little Caesars Arena (20, 491)

## BROADCAST INFORMATION

Radio.....97.1 The Ticket - Broadcasters: Mark Champion, Rick Mahorn, George Blah  
Television.....FS Detroit. Broadcasters: George Blaha, Greg Kelsor

### 2020-21 SCHEDULE

1/23/21.....@DET  
1/25/21.....@DET

### ALL-TIME SERIES RESULTS

Overall.....221-156  
Home.....121-47  
Away.....77-93

### PLAYOFFS

Overall.....9-15  
Home.....8-4  
Away.....1-11  
Neutral.....23-16

## ALL-TIME SERIES INFORMATION

76ers Largest Margin of Victory.....39, 3/25/81  
76ers Most Pts. Scored.....162, 2/8/63  
76ers Fewest Pts. Scored.....64, 1/12/50

Pistons Largest Margin of Victory.....37, 12/20/97  
Pistons Most Pts. Scored.....146, 1/12/63  
Pistons Fewest Pts. Scored.....60, 1/5/54









# DETROIT PISTONS

## ALL-TIME MEETINGS

DATE	PHI	OPP	DATE	PHI	OPP	DATE	PHI	OPP	DATE	PHI	OPP
12/14/49	H	W 96	83	1/10/60	H	W 108	103	2/23/68	H	W 138	117
1/12/50	A	W 64	62	1/26/60	N	L 114	121	10/25/68	A	L 122	132
11/2/50	H	W 92	77	1/27/60	A	W 144	108	12/7/68	H	W 140	106
12/21/50	A	L 72	97	2/21/60	H	W 122	120	1/5/69	H	W 126	119
12/25/50	H	W 81	69	2/24/60	A	L 110	128	1/7/69	A	L 114	117
1/1/51	A	L 76	84	11/23/60	A	L 115	122	1/25/69	H	W 124	106
2/14/51	A	L 75	77	12/10/60	A	W 117	107	2/27/69	N	L 123	126
3/1/51	H	W 108	86	12/30/60	N	L 112	121	3/2/69	A	W 126	112
11/1/51	H	W 90	75	1/8/61	H	W 128	115	11/7/69	A	L 128	134**
11/22/51	A	W 96	72	2/3/61	A	L 118	121	11/28/69	H	W 110	91
11/29/51	H	W 82	78	2/4/61	N	L 104	111	12/12/69	H	W 125	111
12/11/51	N	W 80	62	2/11/61	N	W 141	111	2/19/70	N	W 133	114
2/28/52	H	W 88	83	2/12/61	H	W 148	122	2/21/70	A	W 112	110
3/6/52	A	W 83	81**	2/17/61	N	W 115	113	2/25/70	H	W 122	105
12/4/52	A	W 78	70	2/21/61	N	W 123	118	11/17/70	A	W 113	91
1/1/53	H	W 92	78	12/19/61	N	W 124	111	11/20/70	H	L 112	120
1/22/53	H	W 87	75	12/30/61	H	W 109	108	12/25/70	H	W 105	100
2/11/53	A	L 78	96	1/5/62	N	L 135	138*	2/12/71	A	L 109	118
2/26/53	H	W 89	77	1/24/62	A	L 102	111	3/6/71	H	W 121	115
3/4/53	A	W 75	73**	1/25/62	N	L 100	101	11/12/71	H	W 115	101
11/12/53	A	L 74	78	2/11/62	H	W 132	116	12/11/71	A	W 118	111
11/19/53	H	W 79	76	3/3/62	A	W 128	114	1/4/72	A	W 131	127
12/6/53	A	L 77	78	3/10/62	H	W 128	111	1/15/72	A	W 131	121
1/5/54	A	W 72	60	3/14/62	A	L 102	105	2/4/72	H	L 113	118
1/17/54	H	W 70	67	11/21/62	A	W 122	120	12/20/72	A	L 113	141
2/6/54	H	W 93	87*	12/4/62	N	L 129	130	2/2/73	A	L 104	114
2/18/54	H	W 91	77	1/12/63	N	L 115	146	2/16/73	H	W 119	106
3/4/54	A	W 86	83	1/13/63	H	W 148	114	3/25/73	N	L 96	115
11/11/54	A	W 88	86	2/8/63	A	W 162	135	12/14/73	A	W 96	93
11/18/54	H	W 91	82	2/17/63	H	W 143	124	12/15/73	H	L 89	99
1/13/55	H	W 100	83	2/22/63	A	L 117	126	2/17/74	H	L 107	118
1/25/55	N	L 66	69	3/2/63	H	W 152	128	3/23/74	A	W 97	89
1/27/55	H	W 94	79	3/3/63	A	W 127	123	11/27/74	H	L 94	100
2/3/55	A	L 85	104	10/16/63	A	W 117	115	12/14/74	A	L 93	100
3/2/55	N	W 103	90	10/19/63	H	L 121	124	1/4/75	A	L 82	89
3/3/55	A	W 83	81	11/6/63	A	L 101	119	2/14/75	H	W 103	101
3/12/55	H	W 112	92	1/21/63	N	W 132	121	12/19/75	A	W 115	114*
11/5/55	H	W 114	113*	12/27/63	N	W 119	107	12/30/75	H	W 114	108
11/13/55	A	L 79	93	2/14/64	H	W 130	123	3/5/76	H	W 123	112
12/6/55	N	L 88	90	2/26/64	A	W 130	122	4/4/76	A	L 97	101
12/8/55	A	L 94	105	3/13/64	N	L 122	133	11/14/76	A	L 117	118
2/5/56	H	W 90	85	11/16/64	H	W 125	113	2/2/77	H	W 138	116
2/6/56	A	L 98	99	11/18/64	A	L 111	124	3/30/77	H	W 115	112
2/18/56	H	W 85	84	11/28/64	A	W 101	93	4/8/77	A	L 112	116
2/23/56	H	W 94	92	12/4/64	H	W 119	106	10/19/77	H	W 113	96
2/27/56	A	W 98	95*	1/18/65	N	W 109	95	11/23/77	A	W 106	105
11/29/56	H	L 87	92	1/19/65	N	L 97	103	2/15/78	A	W 116	113
12/4/56	A	W 97	96*	1/22/65	N	W 109	103*	4/5/78	H	W 126	115
12/6/56	A	L 92	104	1/26/65	N	L 105	107	10/20/78	A	W 126	117
12/7/56	N	L 97	105	2/24/65	A	L 104	106	11/1/78	H	W 135	112
1/20/57	H	W 101	98	3/13/65	H	W 131	116	2/7/79	H	W 114	103
2/3/57	H	W 104	95	10/23/65	H	W 120	103	2/21/79	A	L 99	106*
2/25/57	A	L 102	108	11/3/65	A	L 100	110	10/19/79	H	W 112	104
2/28/57	H	W 123	112	12/10/65	H	L 114	116	11/9/79	A	L 98	106
3/13/57	A	L 81	114	12/29/65	A	W 113	112	12/18/79	A	W 114	102
12/6/57	H	W 118	91	1/12/66	A	L 111	129	1/30/80	H	W 121	108
12/22/57	H	W 119	93	1/19/66	N	W 110	93	2/15/80	A	W 114	104
12/28/57	A	L 111	117	1/30/66	H	W 117	98	3/17/80	H	W 123	109
1/8/58	A	L 107	109	2/9/66	A	W 108	91	10/22/80	A	W 94	93
1/12/58	H	W 135	109	2/14/66	N	W 149	123	11/5/80	H	W 107	103
1/30/58	N	L 83	87	2/22/66	N	W 117	112	1/20/81	A	L 75	83
2/4/58	A	L 113	118	11/8/66	N	W 118	100	2/18/81	H	W 111	97
2/18/58	A	L 98	120	11/26/66	H	W 131	123	3/25/81	H	W 114	75
3/9/58	H	W 111	90	11/30/66	A	W 128	119	11/10/81	A	W 95	93
10/19/58	H	W 103	94	12/17/66	N	W 120	105	11/28/81	H	W 116	103
11/14/58	A	W 111	109	12/30/66	N	W 137	113	1/5/82	A	L 101	124
11/28/58	A	L 93	101	1/18/67	A	W 113	105	3/25/82	A	L 101	124
12/14/58	A	W 101	95	2/15/67	A	W 127	121	4/14/82	H	W 119	111
1/4/59	H	W 118	94	3/3/67	N	W 129	103	11/5/82	A	W 120	109
1/27/59	A	W 121	107	3/5/67	H	W 131	106	11/17/82	H	W 120	103
2/6/59	N	L 122	103	10/21/67	H	W 116	111	11/12/82	H	W 128	111
2/11/59	H	L 114	118*	10/24/67	N	W 124	102	1/14/83	A	W 115	105
2/22/59	H	W 139	108	11/15/67	A	L 120	123	3/7/83	A	W 123	114
10/28/59	A	L 102	117	12/30/67	N	W 122	107	3/20/83	A	W 121	119
11/8/59	H	W 118	107	1/13/68	A	W 115	106	11/9/83	A	L 116	120
12/19/59	A	L 112	120	1/25/68	A	W 123	108	11/22/83	H	W 112	108
1/8/60	N	W 118	107	2/2/68	H	W 131	121	12/23/83	A	W 108	106
1/17/84	H	W 128	117	1/17/84	H	W 128	117	1/17/84	H	W 128	117
4/3/84	A	L 115	118	4/3/84	A	L 115	118	4/3/84	A	L 115	118
4/11/84	H	L 113	126	4/11/84	H	L 113	126	4/11/84	H	L 113	126
11/14/84	H	L 133	137*	11/14/84	H	L 133	137*	11/14/84	H	L 133	137*
11/16/84	A	W 101	90	11/16/84	A	W 101	90	11/16/84	A	W 101	90
12/25/84	A	W 109	108	12/25/84	A	W 109	108	12/25/84	A	W 109	108
1/9/85	H	W 126	122	1/9/85	H	W 126	122	1/9/85	H	W 126	122
2/16/85	A	W 125	114	2/16/85	A	W 125	114	2/16/85	A	W 125	114
2/22/85	H	W 110	99	2/22/85	H	W 110	99	2/22/85	H	W 110	99
10/30/85	H	W 132	125*	10/30/85	H	W 132	125*	10/30/85	H	W 132	125*
11/23/85	H	L 114	119	11/23/85	H	L 114	119	11/23/85	H	L 114	119
12/3/85	A	W 127	107	12/3/85	A	W 127	107	12/3/85	A	W 127	107
1/1/86	A	W 102	101	1/1/86	A	W 102	101	1/1/86	A	W 102	101
2/15/86	A	L 133	134*	2/15/86	A	L 133	134*	2/15/86	A	L 133	134*
4/8/86	H	W 116	112	4/8/86	H	W 116	112	4/8/86	H	W 116	112
11/21/86	H	L 110	120	11/21/86	H	L 110	120	11/21/86	H	L 110	120
12/20/86	H	L 88	98	12/20/86	H	L 88	98	12/20/86	H	L 88	98
2/11/87	H	L 113	123*	2/11/87	H	L 113	123*	2/11/87	H	L 113	123*
2/14/87	A	W 107	125	2/14/87	A	W 107	125	2/14/87	A	W 107	125
3/14/87	A	L 95	98	3/14/87	A	L 95	98	3/14/87	A	L 95	98
11/13/87	H	L 94	113	11/13/87	H	L 94	113	11/13/87	H	L 94	113
11/18/87	A	W 113	109	11/18/87	A	W 113	109	11/18/87	A	W 113	109
2/15/88	A	L 95	102	2/15/88	A	L 95	102	2/15/88	A	L 95	102
4/8/88	H	L 86	96	4/8/88	H	L 86	96	4/8/88	H	L 86	96
4/24/88	A	L 118	128	4/24/88	A	L 118	128	4/24/88	A	L 118	128
11/8/88	H	L 109	116	11/8/88	H	L 109	116	11/8/88	H	L 109	116
12/10/88	A	L 100	106	12/10/88	A	L 100	106	12/10/88	A	L 100	106
2/3/89	H	L 106	124	2/3/89	H	L 106	124	2/3/89	H	L 106	124
3/11/89	H	L 106	111	3/11/89	H	L 106	111	3/11/89	H	L 106	111
4/21/89	A	L 91	100	4/21/89	A	L 91	100	4/21/89	A	L 91	100
12/8/89	H	W 107	101	12/8/89	H	W 107	101	12/8/89	H	W 107	101
1/17/90	H	W 112	108	1/17/90	H	W 112	108	1/17/90	H	W 112	108
3/2/90	A	L 112	115*	3/2/90	A	L 112	115*	3/2/90	A	L 112	115*
4/19/90	A	W 107	97	4/19/90	A	W 107	97	4/19/90	A	W 107	97
11/30/90	A	L 94	96	11/30/90	A	L 94	96	11/30/90	A	L 94	96
12/22/90	H	W 106	99	12/22/90	H	W 106	99	12/22/90	H	W 106	



# GOLDEN STATE WARRIORS



## GENERAL INFORMATION



Steve Kerr

Franchise Timeline (Established) .....	Philadelphia Warriors (1946-47), San Francisco Warriors (1962-63), Golden State Warriors (1971-72)
Address .....	1 Warriors Way, San Francisco, CA, 94158
Co-Executive Chairman & CEO .....	Joe Lacob
Co-Executive Chairman .....	Peter Guber
President & Chief Operating Officer .....	Rick Welts
President of Basketball Operations/General Manager .....	Bob Myers
Executive Vice President, Basketball Operations .....	Kirk Lacob
Director of Player Personnel/Assistant General Manager .....	Larry Harris
Assistant General Manager .....	Mike Dunleavy Jr.
Head Coach .....	Steve Kerr
Assistant Coaches .....	Mike Brown, Jarron Collins, Bruce Fraser, Ron Adams
Assistant Coach/Director of Player Development .....	Chris DeMarco
Player Development Coaches .....	Aaron Miles, Theo Robertson, Luke Loucks, Seth Cooper
Director of Sports Medicine & Performance .....	Dr. Rick Celebrini
Head Athletic Trainer .....	Drew Yoder
Sr. Vice President, Communications .....	Raymond Ridder
Director, Public Relations .....	Brett Winkler
Director, Basketball Communications .....	Michael Ravina
Director, Publications & Statistical Information .....	Darryl Arata
Assistant, Public Relations .....	Cole Lawrence
Home Court .....	Chase Center (18,064)

## BROADCAST INFORMATION

Radio .....	KGMZ-FM (95.7 The Game), Tim Roye, Jim Barnett, Tom Tolbert
Television .....	NBC Sports Bay Area, Bob Fitzgerald, Kelenna Azubuike

### 2020-21 SCHEDULE TBD

### ALL-TIME SERIES RESULTS

Overall .....	167-152
Home .....	93-50
Away .....	53-80

### PLAYOFFS

Overall: .....	21-13
Home: .....	13-3
Away: .....	8-10
Neutral: .....	21-22

## ALL-TIME SERIES INFORMATION

76ers Largest Margin of Victory .....	46, 12/14/68
76ers Most Pts. Scored .....	163, 3/10/63
76ers Fewest Pts. Scored .....	64, 12/29/49

Warriors Largest Margin of Victory .....	43, 11/9/61
Warriors Most Pts. Scored .....	151, 11/9/61
Warriors Fewest Pts. Scored .....	61, 11/1/53





# GOLDEN STATE WARRIORS

## 76ERS 2019-20 SEASON SERIES STATISTICS VS. WARRIORS

PLAYER	G	GS	MIN	-FIELD GOALS-			-3-POINT FG--			-FREE THROWS-			--REBOUNDS--			PF	DO	STL	TO	BLK	PTS	AVG	
				FG	FCA	PCT	FG	FCA	PCT	FT	FCA	PCT	OFF	DEF	TOT								AST
Embiid	1	1	26	9	13	.692	1	3	.333	5	8	.625	2	8	10	1	2	0	0	5	1	24	24.0
Harris	2	2	72	16	33	.485	2	8	.250	4	5	.800	1	10	11	8	4	0	1	4	0	38	19.0
Horford	2	2	67	13	27	.481	4	11	.364	4	4	1.000	1	20	21	15	3	0	1	5	1	34	17.0
Simmons	1	1	27	4	11	.364	0	0	---	9	10	.900	0	4	4	5	2	0	1	2	0	17	17.0
Neto	2	0	39	10	14	.714	4	6	.667	6	6	1.000	0	2	2	5	6	0	1	2	0	30	15.0
Robinson (TOT)	1	0	28	4	5	.800	2	2	1.000	5	5	1.000	1	5	6	3	3	0	1	0	1	15	15.0
Robinson (PHI)	1	0	28	4	5	.800	2	2	1.000	5	5	1.000	1	5	6	3	3	0	1	0	1	15	15.0
Milton	2	2	55	10	16	.625	2	5	.400	3	4	.750	2	2	4	5	6	0	2	2	0	25	12.5
Burke (TOT)	1	0	18	4	8	.500	2	6	.333	1	2	.500	1	3	4	2	0	0	0	0	0	11	11.0
Burke (PHI)	1	0	18	4	8	.500	2	6	.333	1	2	.500	1	3	4	2	0	0	0	0	0	11	11.0
Kokmaz	2	0	46	4	12	.333	3	11	.273	0	0	---	0	5	5	3	4	0	0	4	2	11	5.5
Thybulle	2	1	41	4	10	.400	2	7	.286	0	0	---	1	2	3	6	4	0	0	0	0	10	5.0
Scott	2	1	45	3	10	.300	2	5	.400	1	2	.500	4	8	12	4	4	0	1	0	9	4.5	
Smith	1	0	10	1	2	.500	0	0	---	1	2	.500	0	1	1	0	1	0	0	0	3	3.0	
Ennis	1	0	5	1	2	.500	0	0	---	0	0	---	0	2	2	0	0	0	0	0	2	2.0	
76ERS	2	-	480	81	166	.500	24	66	.364	39	48	.813	13	72	85	57	39	0	8	27	5	222	114.5
WARRIORS	2	-	480	81	167	.485	24	65	.369	36	49	.733	13	62	75	59	43	0	10	21	5	222	111.0

PLAYER	-- SINGLE-GAME HIGHS --						AVERAGE PER GAME						-- CAREER HIGHS (C-SET, T-TIED THIS SEASON) --								
	MIN	REB	AST	ST	BL	PTS	MIN	REB	AST	STL	TO	BLK	PTS	FG	P	FTA	REB	AST	PTS		
Embiid	26	10	1	0	5	1	24	26.3	10.0	1.0	0.00	5.0	1.00	24.0	9C	24	10	12	20	5	26
Harris	28	6	1	0	1	15	28.0	26.3	10.0	1.0	0.00	19.0	12	23C	11	12	10	5	32	10	32
Horford	36	11	8	1	3	1	22	33.6	10.5	7.5	0.50	2.5	0.50	17.0	10	20	7	9	16	9C	27
Simmons	27	4	5	1	2	0	17	27.3	4.0	5.0	1.00	2.0	0.00	17.0	11	17	9C	10C	15	12	26
Neto	21	2	3	1	2	0	19	19.7	1.0	2.5	0.50	1.0	0.00	15.0	7C	10C	4T	6	2T	3C	19C
Robinson (TOT)	28	6	3	1	0	1	15	28.2	6.0	3.0	1.00	0.0	1.00	15.0	4C	14	5C	5C	6T	3C	15C
Robinson (PHI)	28	6	3	1	0	1	15	28.2	6.0	3.0	1.00	0.0	1.00	15.0	4C	14	5C	5C	6T	3C	15C
Milton	29	3	3	1	2	0	14	27.6	2.0	2.5	1.00	1.0	0.00	12.5	5C	10C	3C	4C	3C	3C	14C
Burke (TOT)	18	4	2	0	0	0	11	17.9	4.0	2.0	0.00	0.0	0.00	11.0	9	15	14	16	8	5	26
Burke (PHI)	18	4	2	0	0	0	11	17.9	4.0	2.0	0.00	0.0	0.00	11.0	9	15	14	16	8	5	26
Kokmaz	24	3	2	0	0	2	8	23.1	2.5	1.5	0.00	2.0	1.00	5.5	3C	7C	0T	0T	3C	2C	8C
Thybulle	24	2	3	0	0	0	5	20.6	1.5	3.0	0.00	0.0	0.00	5.0	2C	5C	0C	0C	2C	3C	5C
Scott	34	10	3	0	1	0	9	22.5	6.0	2.0	0.00	0.5	0.00	4.5	7	15	7	8	11	3C	22
Smith	10	1	0	1	0	0	3	9.8	1.0	0.0	1.00	0.0	0.00	3.0	1C	5C	1C	2C	1C	0C	3C
Ennis	5	2	0	0	0	0	2	5.0	2.0	0.0	0.00	0.0	0.00	2.0	7	11	4	5	8	4	19
76ERS	240	44	29	5	16	3	115	240.0	42.5	28.5	4.00	13.5	2.50	114.5	69	140	48	60	97	43	163
WARRIORS	240	40	30	6	14	3	118	240.0	37.5	29.5	5.00	10.5	2.50	111.0	59	148	47	64	104	43	151

## WARRIORS 2019-20 SEASON SERIES STATISTICS VS. 76ERS

PLAYER	G	GS	MIN	-FIELD GOALS-			-3-POINT FG--			-FREE THROWS-			--REBOUNDS--			PF	FO	STL	TO	BLK	PTS	AVG	
				FG	FCA	PCT	FG	FCA	PCT	FT	FCA	PCT	OFF	DEF	TOT								
Russell	1	1	37	10	22	.455	6	12	.500	2	5	.400	1	4	5	7	2	0	2	3	0	28	28.0
Robinson	1	1	33	7	11	.636	3	5	.600	3	3	1.000	1	4	5	3	0	0	1	1	0	20	20.0
Malder	1	1	32	5	10	.500	3	7	.429	5	6	.833	0	1	1	3	0	0	0	0	0	18	18.0
Lee	2	2	61	12	25	.480	4	11	.364	2	3	.667	2	5	7	4	0	0	2	0	0	30	15.0
Wiggins (TOT)	2	2	70	9	26	.346	1	6	.167	10	13	.769	2	7	9	6	5	0	2	2	2	29	14.5
Wiggins (GS)	1	1	37	3	10	.300	0	0	---	4	7	.571	1	3	4	4	4	0	1	1	1	10	10.0
Chris	2	2	44	12	19	.632	3	8	.375	4	5	.800	4	11	15	10	4	0	1	0	1	28	14.0
Paschall	2	0	41	10	18	.556	0	0	---	7	7	1.000	1	5	6	6	7	0	0	0	4	27	13.5
Burks	1	0	26	3	8	.375	2	3	.667	4	5	.800	1	5	6	2	2	0	1	4	0	12	12.0
Bender (TOT)	1	0	13	4	4	1.000	2	2	1.000	0	0	---	0	3	3	1	2	0	0	0	0	10	10.0
Bender (GS)	1	0	13	4	4	1.000	2	2	1.000	0	0	---	0	3	3	1	2	0	0	0	0	10	10.0
Green	1	1	33	3	8	.375	1	6	.167	2	2	1.000	0	9	9	12	5	0	1	3	9	9.0	
Poole	2	0	36	6	16	.375	2	8	.250	0	2	0.000	0	3	3	2	5	0	1	3	0	14	7.0
Toscano-Anderson	1	1	28	3	6	.500	0	2	0.000	0	0	---	2	4	6	2	1	0	0	0	0	6	6.0
Spellman	1	0	19	2	7	.286	1	4	.250	0	0	---	4	4	4	4	0	0	0	0	5	5.0	
Randle	1	0	14	0	1	0.000	0	0	---	3	4	.750	0	1	1	0	0	1	0	0	3	3.0	
Evans	1	0	7	1	2	.500	0	0	---	0	0	---	0	0	0	0	2	2	0	0	2	2.0	
WARRIORS	2	-	480	81	167	.485	24	65	.369	36	49	.735	13	62	75	59	43	0	10	21	5	222	111.0
76ERS	2	-	480	83	166	.500	24	66	.364	39	48	.813	13	72	85	57	39	0	8	27	5	222	114.5

PLAYER	-- SINGLE-CAREER HIGHS --						-- AVERAGE PER GAME --						-- CAREER HIGHS (C-SET, T-TIED THIS SEASON) --										
	MIN	REB	AST	ST	BL	PTS	MIN	REB	AST	STL	TO	BLK	PTS	FG	P	FGA	FT	F	FTA	REB	AST	PTS	
Russell	37	5	7	2	3	0	28	36.9	5.0	7.0	2.00	3.0	0.00	28.0	16	28	4	5	T	8	8	38	
Robinson	33	5	3	1	0	20	33.5	5.0	3.0	1.00	1.0	0.00	20.0	7	11	C	3	T	5	C	3	20	
Malder	32	1	3	0	0	0	18	31.8	1.0	3.0	0.00	0.0	0.00	18.0	5	10	C	5	C	6	1	18	
Lee	34	6	3	0	2	0	24	30.5	3.5	2.0	0.00	1.0	0.00	15.0	10	17	T	2	4	6	C	3	24
Wiggins (TOT)	37	5	4	1	1	19	35.0	4.5	3.0	1.00	1.0	0.00	14.5	14	24	11	12	10	5	35	35		
Wiggins (GS)	17	4	2	0	1	10	37.1	4.0	4.0	1.00	1.0	0.00	10.0	10	18	5	5	4	4	4	13	13	
Chris	33	10	8	1	0	15	31.9	7.5	5.0	0.50	0.0	0.50	14.0	6	C	10	C	3	4	10	C	8	15
Paschall	29	3	6	0	3	0	23	20.4	3.0	3.0	0.00	2.0	0.00	13.5	8	C	12	C	7	7	C	3	6
Burks	26	6	2	1	4	0	12	25.9	6.0	2.0	1.00	4.0	0.00	12.0	6	10	13	14	7	2	T	26	
Bender (TOT)	13	3	1	0	0	3	13.3	3.0	1.0	0.00	0.0	0.00	10.0	4	C	5	0	T	1	3	C	2	10
Bender (GS)	3	1	0	0	0	3	13.3	3.0	1.0	0.00	0.0	0.00	10.0	0	0	0	0	0	0	0	0	0	0
Green	33	9	12	1	1	3	9	33.5	9.0	12.0	1.00	1.0	3.00	9.0	5	13	11	14	13	12	C	20	
Poole	20	2	2	1	3	0	11	17.8	1.5	1.0	0.50	1.5	0.00	7.0	5	C	11	C	2	C	2	C	11
Toscano-Anderson	28	6	2	0	0	0	6	27.7	6.0	2.0	0.00	0.0	0.00	4.0	3	C	6	C	0	C	6	C	2
Johnson	19	4	1	0	0	0	6	18.6	2.0	1.0	0.00	0.0	0.00	6.0	2	6	2	6	0	2	1	6	
Randle	14	1	1	1	0	0	3	13.6	1.0	1.0	1.00	0.0	0.00	3.0	5	8	C	3	C	4	C	2	12
Evans	7	0	2	0	0	0	2	7.3	0.0	2.0	1.00	0.0	0.00	2.0	1	C	2	C	0	C	0	C	2
Williams	240	30	6	14	3	13	245	29.5	29.5	5.5	2.50	11.5	2.50	11.5	50	118	47	60	104	43	18	163	
ZAKARI	240	44	39	11	11	11	240	0	37	29.5	13.2	5.0	11.5	50	140	48	140	48	140	43	2	163	





# GOLDEN STATE WARRIORS

## ALL-TIME MEETINGS

DATE	PHI	OPP	DATE	PHI	OPP	DATE	PHI	OPP	DATE	PHI	OPP	DATE	PHI	OPP	
11/6/49	H	W 82	72	12/18/56	H	W 99	97	12/26/61	N	L 111	118	12/20/69	A	W 122	109
12/29/49	N	W 64	62	12/15/56	H	L 108	117	1/9/62	A	W 129	120	12/26/69	H	W 141	121
11/30/50	A	L 78	81	12/29/56	A	W 104	103*	1/21/62	N	L 132	139*	12/28/69	N	W 138	112
12/28/50	A	L 88	91	1/6/57	A	W 128	123	2/3/62	H	W 134	132	1/16/70	H	W 127	105
1/21/51	H	L 86	96	1/17/57	A	W 108	103	2/4/62	A	L 117	128	2/7/70	A	W 115	111
2/4/51	H	W 78	75	1/18/57	N	L 94	96	2/21/62	H	W 150	109	3/22/70	H	W 132	112
2/27/51	A	L 72	86	2/2/57	A	L 100	107	3/11/62	H	W 149	130	10/28/70	A	W 111	108
3/4/51	H	W 85	79	2/21/57	H	W 92	86	12/11/62	A	L 124	136	11/24/70	H	L 96	104
3/11/51	H	L 91	95	3/2/57	A	L 85	98	12/16/62	A	W 144	137	12/17/70	H	L 101	102
3/17/51	A	L 86	100	3/3/57	H	W 112	86	12/22/62	H	L 118	123	12/19/70	A	W 108	99
11/16/51	A	W 97	90	10/25/57	H	W 103	85	12/28/62	N	L 124	124	1/5/71	H	W 97	92
11/30/51	A	L 75	82	11/4/57	A	W 97	94	1/26/63	A	W 116	110	11/25/71	A	W 112	111
12/9/51	H	W 93	74	11/27/57	A	W 92	87	1/27/63	A	W 119	110	12/16/71	A	L 106	113
1/6/52	H	W 98	93	11/28/57	A	L 98	102	2/10/63	H	W 139	115	1/22/72	A	L 112	121
1/25/52	A	L 94	95*	12/3/57	N	W 119	96	3/10/63	H	W 163	148	2/23/72	A	L 112	121
2/8/52	A	W 96	87	12/29/57	H	W 105	97	11/12/63	H	W 106	102*	3/25/72	H	L 115	116
2/10/52	H	W 91	84	1/5/58	A	W 111	96	12/20/63	A	W 114	112	11/16/72	A	L 106	128
3/8/52	A	L 83	92	1/23/58	A	W 101	88	12/22/63	A	W 104	118	1/6/73	H	L 119	113
3/9/52	H	W 99	82	2/13/58	H	W 108	88	12/26/63	H	W 118	112	1/31/73	H	L 115	131
11/1/52	A	L 84	86*	2/20/58	N	L 97	110	1/27/64	H	L 91	112	3/23/73	N	L 93	87
11/2/52	H	W 117	91	2/27/58	H	L 91	97	1/28/64	H	L 117	139	11/17/73	A	W 109	106
12/6/52	A	W 82	74	3/12/58	H	W 110	99	3/16/64	A	W 111	110	11/23/73	N	L 106	119
12/11/52	H	W 102	83	10/25/58	H	L 109	110	3/18/64	A	L 85	89	2/23/74	A	L 106	125
1/10/53	N	W 87	77	11/8/58	A	W 103	98	11/10/64	H	W 99	110	3/8/74	H	L 96	106
1/11/53	H	W 76	72	11/23/58	A	L 107	110	11/26/64	H	W 128	117	11/16/74	A	W 106	102
2/8/53	H	W 98	89	12/9/58	N	W 106	90	12/14/64	N	W 119	112	12/20/74	H	L 93	94
2/22/53	H	W 86	73	12/13/58	H	W 115	110	12/18/64	N	W 111	117	1/3/75	H	L 100	108
2/24/53	N	W 74	63	1/2/59	A	W 117	107	12/20/64	A	W 113	111	2/15/75	L	101	108
3/17/53	N	L 87	88	1/7/59	H	W 111	99	1/6/65	N	W 121	102	11/25/75	H	W 109	108
10/31/53	A	L 73	79	1/14/59	N	W 119	104	2/9/65	N	W 111	102	1/29/76	A	L 114	123
11/1/53	H	W 85	61	2/15/59	H	L 121	101	3/9/65	N	W 132	114	2/22/76	A	L 93	94
1/2/54	A	W 74	66	2/21/59	A	L 112	113	2/11/65	A	L 100	106	2/23/76	H	L 114	121
1/3/54	H	L 77	90	3/6/59	N	L 114	118	3/16/65	H	L 107	115	11/4/76	A	W 101	96
1/24/54	H	L 78	80	3/8/59	H	W 133	103	11/4/65	N	L 119	121	12/17/76	H	L 114	117
1/26/54	N	W 79	75	11/4/59	A	L 113	124	11/5/65	H	W 133	115	3/3/77	H	L 120	128
2/3/54	N	L 70	82	11/21/59	H	W 116	107	11/11/65	N	W 109	101	3/23/77	H	L 120	128
2/11/54	A	L 74	76**	11/22/59	N	L 103	114	11/26/65	A	W 132	120	10/29/77	A	L 110	113
2/16/54	N	W 88	77	12/13/59	H	W 150	121	11/27/65	A	W 124	117	11/25/77	H	W 125	119*
3/6/54	H	W 88	77	12/25/59	N	L 121	129	12/18/65	A	W 120	116*	1/22/78	H	W 99	87
11/6/54	N	W 86	85	1/9/60	A	L 112	119	12/20/65	A	L 118	124	3/1/78	A	W 125	119
12/4/54	H	L 73	79	1/13/60	N	L 131	132*	12/26/65	H	L 121	107	11/21/78	H	L 105	115
12/5/54	H	W 89	72	12/0/60	H	L 123	129	2/19/66	A	W 123	119	12/20/78	A	L 81	85
12/17/54	N	W 88	81	2/4/60	H	W 137	110	3/3/66	H	W 135	125	1/26/79	A	W 105	96
12/12/54	H	L 87	96	2/6/60	A	L 126	129	11/4/66	H	W 134	129	1/31/79	A	L 106	108
12/29/54	A	L 70	72	2/17/60	A	L 116	123	11/24/66	H	W 140	123	2/24/80	A	W 103	100
1/19/55	N	W 98	97*	2/18/60	H	W 136	122	12/22/66	A	W 116	114	3/2/80	H	W 144	99
1/26/55	N	W 107	99	3/9/60	H	W 137	126	2/2/67	N	L 120	137	11/19/80	H	W 110	101
1/30/55	H	L 83	93	10/22/60	H	L 123	133	2/4/67	N	W 140	127	1/3/81	A	W 119	105
2/18/55	A	L 86	110	11/17/60	A	W 106	105	2/7/67	N	W 126	123	12/29/81	A	W 142	135
2/27/55	H	W 105	77	12/6/60	N	L 107	113	3/2/67	H	W 136	128	3/10/82	HW	134	114
3/6/55	H	W 107	101	12/11/60	H	W 132	121	3/14/67	A	W 139	110	2/3/83	A	W 117	111
11/19/55	A	L 94	102	1/5/61	A	L 127	139	3/16/67	A	L 131	145	2/27/83	H	W 115	104
11/23/55	N	L 101	104	1/15/61	H	W 116	113	11/4/67	H	W 117	110	1/3/84	A	L 106	115
12/9/55	A	L 92	101	1/18/61	N	W 129	118	11/10/67	A	L 104	123	1/14/84	H	W 129	103
12/18/55	H	W 99	79	2/1/61	A	L 113	122	11/29/67	H	L 95	113	12/29/84	A	W 109	95
12/29/55	A	L 83	112	2/9/61	A	W 136	126	1/19/68	A	L 120	131	2/20/85	H	W 137	116
1/4/56	H	L 87	88	2/18/61	N	W 129	110	2/4/68	H	L 141	117	11/20/85	H	W 117	113
1/25/56	A	L 100	112	3/1/61	H	W 149	128	2/13/68	A	L 112	105	2/1/86	A	L 121	125
1/26/56	H	W 100	89	3/3/61	N	L 116	123	2/27/68	H	W 127	107	11/13/86	A	L 104	112
2/7/56	N	L 95	128	3/4/61	A	L 115	116	12/14/68	H	W 137	91	2/18/87	H	W 114	103
2/26/56	H	L 85	87	10/27/61	A	W 126	122	12/21/68	H	L 94	109	11/27/87	A	L 103	109
3/3/56	A	L 96	102	10/28/61	H	L 113	119	1/19/69	H	L 97	98	2/3/88	H	W 96	84
3/11/56	H	W 99	88	11/9/61	A	L 108	151	2/14/69	H	L 111	127	12/27/88	A	L 112	119
10/27/56	N	W 109	103**	11/18/61	H	W 148	130	2/19/69	A	L 117	134	1/27/89	H	W 113	112
11/17/56	A	L 96	109	12/14/61	A	L 125	136	2/22/69	A	W 129	122	2/7/90	H	L 112	113

\* overtime  
\*\*double-overtime



## GENERAL INFORMATION



Stephen Silas

Franchise Timeline (Established).....San Diego Rockets (1967-68); Houston Rockets (1971-72)  
 Address.....1510 Polk Street; Houston, TX 77002  
 Owner.....Tilman J. Fertitta  
 Chief Executive Officer.....Tad Brown  
 General Manager.....Rafael Stone  
 Head Coach.....Stephen Silas  
 Assistant Coaches.....John Lucas, Jeff Hornacek, Will Weaver, Rick Higgins, DeSagana Diop  
 Head Athletic Trainer/Director of Athlete Care & Science.....Jason Biles  
 Media Relations.....Tracey Hughes, Sean McCloskey, Tomorrow Huff  
 Home Court:.....Toyota Center (18,055)

## BROADCAST INFORMATION

Radio.....SportsTalk 790 (KBME 790 AM, KTRH 740 AM), Craig Ackerman, Matt Thomas  
 Spanish Radio.....TBA, Adrian Chavarria  
 Cable TV.....AT&T SportsNet, Bill Worrell, Matt Bullard, Ackerman, Cayleigh Griffin

### 2020-21 SCHEDULE

2/17/21.....@PHI

### ALL-TIME SERIES RESULTS

Overall.....71-74  
 Home.....41-26  
 Away.....27-45

### PLAYOFFS

Overall:.....4-2  
 Home:.....2-1  
 Away:.....2-1

## ALL-TIME SERIES INFORMATION

76ers Largest Margin of Victory.....38, 8/14/20  
 76ers Most Pts. Scored.....159, 1/25/70  
 76ers Fewest Pts. Scored.....66, 11/17/03

Rockets Largest Margin of Victory.....50, 3/18/07  
 Rockets Most Pts. Scored.....149, 2/16/93  
 Rockets Fewest Pts. Scored.....73, 12/8/99





# HOUSTON ROCKETS

## 76ERS 2019-20 SEASON SERIES STATISTICS VS. ROCKETS

PLAYER	G	GS	MIN	-FIELD GOALS-			-3-POINT FG--			-FREE THROWS-			--REBOUNDS--			PF	DO	STL	TO	BLK	PTS	AVG	
				FG	FCA	PCT	FG	FCA	PCT	FT	FCA	PCT	OFF	DEF	TOT								AST
Simmons	1	1	42	13	20	.650	0	0	----	3	7	.429	6	7	13	11	5	0	3	3	4	29	29.0
Harris	2	2	35	16	28	.500	4	7	.571	10	10	1.000	0	9	9	6	3	0	1	0	1	42	21.0
Burke (TOT)	3	0	77	18	38	.474	8	19	.421	8	10	.800	2	16	18	12	5	0	4	3	1	52	17.3
Burke (PHI)	1	0	22	6	11	.545	4	6	.667	0	0	----	2	3	5	5	0	0	2	0	0	16	16.0
Embiid	2	2	56	13	29	.448	0	3	.000	8	9	.889	3	15	18	4	9	0	3	8	2	34	17.0
Robinson (TOT)	2	2	12	26	46	.5	8	16	.500	4	4	1.000	0	15	15	4	1	2	0	0	33	16.5	
Burke	1	0	16	5	7	.714	0	1	.000	1	2	.500	0	3	3	3	3	0	0	1	0	11	11.0
Milton	1	1	19	4	7	.571	3	6	.500	0	0	----	0	2	2	1	3	0	0	2	0	11	11.0
Korkmaz	2	0	35	7	13	.538	3	9	.333	3	4	.750	0	6	6	2	1	0	1	2	0	20	10.0
Brookhoff (TOT)	2	2	56	7	15	.467	3	7	.429	0	0	----	2	9	11	6	4	0	0	3	0	17	8.5
Borford	2	2	56	7	15	.467	3	7	.429	0	0	----	2	9	11	6	4	0	0	3	0	17	8.5
Neto	2	0	23	5	10	.500	1	4	.250	5	7	.714	1	3	4	6	1	0	0	1	0	16	8.0
Thybulle	1	0	18	3	4	.750	1	2	.500	0	0	----	1	1	2	1	1	0	0	4	1	7	7.0
O'Quinn	1	0	17	3	5	.600	2	2	1.000	1	1	.5	0	5	6	5	4	0	1	1	0	6	6.0
Pelle	1	0	9	3	4	.750	0	1	.000	0	0	----	0	2	2	0	2	0	0	1	0	6	6.0
Richardson	2	2	62	4	14	.286	3	8	.375	1	2	.500	0	1	1	9	5	0	1	3	0	12	6.0
Scott	2	0	32	3	8	.375	1	6	.167	3	4	.750	1	10	11	4	2	0	0	0	0	10	5.0
Shayok	1	0	8	1	4	.250	1	3	.333	2	2	1.000	0	1	1	2	0	1	0	0	5	5.0	
76ERS	2	--	480	91	179	.508	24	65	.369	36	47	.766	18	77	95	63	41	0	15	27	10	242	121.0
ROCKETS	2	--	480	76	166	.458	24	80	.300	38	48	.792	9	64	73	47	42	0	16	31	12	214	107.0

-- SINGLE-GAME HIGHS --												-- AVERAGE PER GAME --												-- CAREER HIGHS (C-SET, T-TIED THIS SEASON) --													
PLAYER	MIN	REB	AST	STL	BLK	PTS	MIN	REB	AST	STL	BLK	PTS	FG	FCA	FT	FTA	REB	AST	PTS	FG	FCA	FT	FTA	REB	AST	PTS	FG	FCA	FT	FTA	REB	AST	PTS				
Simmons	42	13	11	3	3	4	29	42.2	13.0	11.0	3.0	3.0	4.0	29.0	13C	20C	4	9	13C	11C	29C																
Harris	42	7	4	1	0	24	32.7	4.5	3.0	0.0	0.0	0.0	0.50	21.0	13	24	8	11	11	47	29																
Burke (TOT)	22	5	2	0	0	16	22.2	5.0	5.0	0.0	0.0	0.0	0.0	16.0	10C	18C	5T	6T	8C	5C	28C																
Burke (PHI)	33	12	3	2	1	20	27.9	9.0	2.0	1.50	4.0	1.00	1.70	11	20	14	17	14	5	32																	
Embiid	37	11	3	1	0	18	35.5	7.5	2.0	0.50	1.0	0.00	16.5	6T	13C	4C	41C	3C	18C																		
Robinson (TOT)	19	5	2	0	0	11	16.3	2.0	1.0	0.00	1.0	0.00	11.0	11	18	3	4	5	6	11																	
Burke	2	1	0	0	0	11	19.2	2.0	1.0	0.00	1.0	0.00	11.0	4C	7C	0C	0C	2C	1C	31C																	
Milton	19	5	1	0	0	12	17.6	3.0	1.0	0.50	1.0	0.00	10.0	4C	7C	2C	2C	5C	17C	12C																	
Korkmaz	20	5	0	0	1	9	20.1	5.0	0.0	0.00	1.0	1.00	9.0	3C	8C	0T	0T	5C	0T	9C																	
Brookhoff (TOT)	19	3	5	0	0	10	12.9	3.0	3.0	0.00	0.5	0.50	11.0	11	22	5	6	14	9	14																	
Borford	19	3	5	0	0	10	11.4	2.0	3.0	0.00	0.5	0.50	8.0	4C	8C	0C	7C	3T	7C	14C																	
Neto	18	2	1	4	1	2	7	17.7	2.0	1.0	4.00	1.0	2.00	7.0	3C	4C	0C	0C	2C	1C	7C																
Thybulle	17	6	5	0	1	6	16.6	6.0	5.0	0.00	1.0	1.00	6.0	7	13	6	8	15	5C	20																	
O'Quinn	9	2	0	0	0	6	9.2	2.0	0.0	0.00	1.0	0.00	6.0	3C	4C	0C	2C	0C	6C																		
Pelle	39	1	8	1	3	0	7	30.9	0.5	4.5	0.50	1.5	0.50	11	20	3	4	6	8C	30																	
Richardson	20	7	3	0	0	10	15.9	5.5	2.0	0.00	0.0	0.00	6.0	7	10	3T	4T	7C	3T	14																	
Scott	8	2	0	0	1	5	7.9	2.0	0.0	0.00	1.0	0.00	5.0	1C	4C	2C	2C	2C	0C	5C																	
Shayok	240	51	32	4	0	134	240.0	47.5	31.5	7.50	13.5	5.00	121.0	63	128	41	48	76	43	159																	
76ERS	240	46	25	10	17	9	118	240.0	36.5	23.5	8.00	15.5	6.00	107.0	61	129	41	57	75	43	149																
ROCKETS	240	46	25	10	17	9	118	240.0	36.5	23.5	8.00	15.5	6.00	107.0	61	129	41	57	75	43	149																

## ROCKETS 2019-20 SEASON SERIES STATISTICS VS. 76ERS

PLAYER	G	GS	MIN	-FIELD GOALS-			-3-POINT FG--			-FREE THROWS-			--REBOUNDS--			PF	DO	STL	TO	BLK	PTS	AVG	
				FG	FCA	PCT	FG	FCA	PCT	FT	FCA	PCT	OFF	DEF	TOT								AST
Harden	2	2	67	22	40	.550	10	21	.476	17	17	1.000	1	13	14	21	4	0	2	12	3	71	35.5
Capela	1	1	37	16	28	.571	6	8	.750	3	3	1.000	1	13	14	3	2	0	1	1	30	30.0	
Westbrook	1	1	35	9	22	.409	1	2	.500	1	5	.200	1	6	7	4	4	0	3	4	0	20	20.0
Gordon	2	1	53	7	23	.304	5	16	.313	6	7	.857	1	3	4	4	3	0	0	2	1	25	12.5
Cabocelo (TOT)	1	0	17	4	9	.444	1	4	.250	2	2	1.000	1	5	6	0	2	0	2	4	1	11	11.0
Cabocelo (HOU)	2	0	17	4	9	.444	1	4	.250	2	2	1.000	1	5	6	0	2	0	2	4	1	11	11.0
J. Green (TOT)	3	1	60	12	22	.545	1	9	.111	1	1	1.000	0	8	8	4	7	0	1	2	1	26	8.7
J. Green (HOU)	1	1	25	8	10	.800	0	2	.000	1	1	1.000	0	0	0	4	4	0	1	0	1	17	17.0
Covington (TOT)	2	2	50	3	11	.273	2	8	.250	4	4	1.000	1	7	8	1	4	0	3	3	4	12	6.0
Covington (HOU)	1	1	24	1	4	.250	1	4	.250	2	2	1.000	0	5	5	1	1	0	2	1	2	5	5.0
Nwaba (TOT)	1	0	14	2	5	.400	0	1	.000	2	2	1.000	0	2	2	0	1	0	1	2	0	6	6.0
Clemons	1	0	17	2	7	.286	0	5	.000	0	0	----	0	1	1	4	4	0	1	1	1	4	4.0
Carroll (TOT)	2	0	42	3	7	.429	1	3	.333	0	0	----	0	6	6	4	2	0	1	3	1	7	3.5
Carroll (HOU)	1	0	25	2	5	.400	2	3	.667	0	0	----	0	4	4	1	3	0	0	0	0	3	3.0
Rivers	2	0	19	2	4	.500	1	3	.333	2	4	.500	0	1	1	0	0	0	1	1	0	7	3.5
Tucker	2	2	66	3	7	.429	1	5	.200	0	0	----	1	5	6	2	5	0	0	0	2	7	3.5
House	1	1	29	1	3	.333	1	3	.333	0	0	----	0	4	4	1	3	0	0	0	0	3	3.0
Nbaha a Noute	1	0	14	1	0	1	3.33	0	2	.000	1	2	.500	0	1	1	0	0	0	0	0	3	3.0
McLemore	2	0	25	2	7	.286	2	6	.333	0	0	----	0	2	3	1	3	0	1	1	0	6	3.0
Frazier	1	0	17	0	4	.000	0	4	.000	0	0	----	0	0	1	1	0	0	1	0	0	0	0.0
Hartenstein	2	0	11	2	5	.400	0	2	.000	0	0	----	0	2	2	2	2	0	0	0	0	4	2.0
ROCKETS	2	-	480	76	166	.458	24	80	.300	38	48	.792	9	64	73	47	42	0	16	31	12	214	107.0
76ERS	2	-	480	91	179	.508	24	65	.369	36	47	.766	18	77	95	63	41	0	15	27	10	242	121.0

PLAYER	MIN	REB	AST	STL	TO	BLK	--SINGLE-GAME HIGHS--			--AVERAGE PER GAME--			--CAREER HIGHS (C=SET, T=TIED THIS SEASON)--			PTS	AVG						
							FG	FCA	PCT	FG	FCA	PCT	FT	FCA	PCT			OFF	DEF	TOT			
Harden	41	11	11	7	2	44	33.5	7.0	10.5	1.00	6.0	1.50	35.5	16	28	17	20	13	13	51	21		
Capela	37	14	3	2	0	1	30.6	9.0	14.0	3.0	2.00	0.0	1.00	30.0	12C	16C	6C	8C	20	3C	30C	30.0	
Westbrook	34	9	4	0	0	1	26.7	7.0	4.0	0.00	2.00	0.00	0.00	23	16	20	10	10	10	10	20	20.0	
Gordon	30	2	2	0	1	13	26.9	2.0	2.0	0.00	1.0	0.50	12.5	11	22	10	12	6	7	7	29	14.5	
Cabocelo (TOT)	17	6	0	2	4	1	11.6	6.0	0.0	2.00	4.0	1.00	11.0	4C	9C	2C	2C	6C	1	11C	11.0		
Cabocelo (HOU)	17	6	0	2	4	1	11.6	6.0	0.0	2.00	4.0	1.00	11.0										
Nwaba (TOT)	14	1	1	1	1	17	11.1	1.0	1.0	0.00	3.0	1.0	3.0	3	7	3	3	1	0	6	6.0		
Nwaba (HOU)	25	4	1	0	1	17	25.1	0.0	4.0	1.00	0.0	1.00	17.0	11	18	9	12	10	10	6	30	12.0	
Covington (TOT)	26	0	1	2	2	7	25.0	4.0	0.5	1.50	1.5	2.00	6.0	2C	7C	2C	2C	5C	1C	7C	7C	7.0	
Covington (HOU)	24	5	1	2	1	2	24.1	5.0	1.0	2.00	1.0	2.00	5.0										
Nwaba (TOT)	14	6	1	1	0	2	14.5	1.0	0.0	0.00	2.0	1.00	4.0	9	14	4	6	9	4	4	21	15.0	
Nwaba (HOU)	17	1	4	1	1	4	16.6	1.0	4.0	1.00	1.0	1.00	4.0	2C	7C	0C	0C	1C	4C	4C	21	12.0	
Carroll (TOT)	25	4	3	1	2	1	21.0	3.0	2.0	0.50	1.50	0.50	3.5	8	14	5	7	11	5	5	26	10.4	
Carroll (HOU)	25	4	1	1	1	0	5	24.6	4.0	1.0	1.00	1.0	0.50	3.5									
Rivers	12	6	1	0	0	2	14.5	2.0	0.5	2.50	2.5	2.50	5.5	11	16	4	4	6	5	21	17.5		
Tucker	37	5	2	0	0	1	7	33.0	3.0	1.0	0.00	0.0	3.5	5	11	5	6	8	8	15	15.0		
House	29	4	1	1	0	0	3	29.2	4.0	1.0	0.00	0.0	3.0	1C	3C	0C	0C	4C	1C	3C	30	10.3	
Nbaha a Noute	3	0	0	0	0	0	1.0	0.0	0.0	0.00	0.0	0.00	0.0	0	7	1	3	12	3	3	15	5.0	
McLemore	13	2	1	1	1	0	3	12.4	1.5	0.5	0.50	0.50	3.0	5	10	2	2	4	3	3	15	11.5	
Frazier	17	1	0	0	1	0	16.6	1.0	0.0	0.00	1.0	0.00	0.0	0C	4C	0C	0C	1C	0C	0C	10	5.9	
Hartenstein	11	2	1	0	0	0	11.1	2.0	1.0	0.00	0.0	0.00	0.0	0C	2C	0C	0C	2C	1C	0C	10	9.1	
ROCKETS	240	51	146	25	10	17	138	24.0	23.5	10.5	107.0	43	139	43	129	43	76	149	149	149	149	149	149
76ERS	240	51	32	8	8	6	134	24.0	47.5	31.5	7.50	13.5	50	121.0	63	128	41	48	76	43	155	127.0	





# HOUSTON ROCKETS

## ALL-TIME MEETINGS

DATE	PHI	OPP	DATE	PHI	OPP	DATE	PHI	OPP	DATE	PHI	OPP	DATE	PHI	OPP
11/7/67	A	W 130 105	11/11/72	N	W 114 112	3/21/79	A	W 114 108	2/20/92	A	L 101 110	1/15/08	A	W 111 107
11/8/67	A	W 129 114	12/22/72	A	L 103 116	4/4/79	H	W 121 120	2/10/93	H	L 90 98	1/6/09	H	W 104 96
11/23/67	H	W 128 117	2/6/73	N	L 117 123	10/13/79	A	L 94 97	2/16/93	A	L 111 149	1/28/09	A	W 95 93
2/7/68	N	W 125 103	2/23/73	N	L 116 138	11/23/79	H	W 113 102	11/15/93	H	L 84 88	12/11/09	H	L 91 96
2/16/68	A	W 124 108	3/23/73	H	L 112 132	12/21/79	H	W 117 106	1/8/94	A	L 93 100	2/6/10	A	W 102 95
2/18/68	A	L 106 111	10/10/73	H	L 88 104	12/29/79	A	L 100 104	3/14/95	H	L 107 136	2/16/11	A	W 114 105
3/5/68	H	W 134 103	10/16/73	A	W 106 101	1/31/80	A	W 110 105	3/19/95	A	L 103 114	3/30/11	H	W 108 97
11/24/68	A	L 128 135*	11/13/73	A	L 83 97	1/26/80	A	W 101 100	11/22/95	H	L 106 115	2/22/12	A	L 87 93
12/4/68	H	W 110 99	12/1/73	H	W 108 106*	1/9/81	H	W 107 94	2/29/96	A	L 95 109	12/19/12	A	L 103 125
12/10/68	N	L 120 132	1/2/74	H	L 99 101	11/21/81	H	W 135 106	12/7/96	A	L 108 123	1/23/13	H	W 123 117*
12/20/68	A	W 116 109	2/20/74	A	L 98 115	1/28/82	A	L 101 109	1/10/97	H	L 99 120	3/27/14	A	L 98 120
1/17/69	H	W 129 124	10/25/74	A	L 86 110	12/28/82	A	W 104 93	1/12/97	A	W 114 100	11/3/14	H	L 93 104
2/18/69	A	W 125 113	12/11/74	H	W 103 96	2/18/83	H	W 127 98	1/31/98	H	L 86 102	11/14/14	A	L 87 88
11/19/69	H	L 116 125	2/2/75	H	W 90 77	11/25/83	A	W 115 101	12/8/99	H	W 83 73	11/27/15	A	L 114 116
1/25/70	H	W 159 131	2/21/75	A	L 85 103	2/8/84	H	W 118 107	2/3/00	A	L 106 109	3/9/16	H	L 104 118
2/6/70	H	W 129 124	11/29/75	A	L 98 99	1/11/85	H	W 115 108	1/24/01	A	W 85 84*	11/14/16	A	L 88 115
2/27/70	H	W 125 111	1/27/76	A	L 116 127	3/3/85	A	L 90 99	2/7/01	H	L 87 112	1/27/17	H	L 118 123
3/9/70	N	W 131 112	2/13/76	H	W 134 109	12/18/85	H	W 126 108	11/8/01	A	L 72 77	10/25/17	H	L 104 105
3/15/70	A	L 128 137	3/27/76	H	L 95 109	1/4/86	A	L 100 115	1/15/02	H	W 112 106*	10/30/17	A	W 115 107
10/16/70	H	W 127 119	4/5/76	H	W 130 129*	11/23/86	H	W 114 104	12/27/02	A	L 72 97	1/21/19	H	W 121 93
10/24/70	A	L 111 116	10/27/76	A	W 116 94	3/1/87	A	W 102 97	4/4/03	H	L 79 88*	3/8/19	A	L 91 107
12/15/70	H	W 122 98	12/29/76	A	L 91 93	2/22/88	A	L 106 119	11/17/03	H	L 66 74	1/3/20	A	L 108 118
1/17/71	A	W 106 105	1/12/77	H	W 102 97	3/28/88	H	W 108 98	12/31/03	A	L 72 80	8/14/20	A	W 134 96
3/2/71	H	L 103 111	3/18/77	H	W 124 104	1/7/89	A	W 96 95	12/4/04	A	L 76 77			
10/14/71	A	W 105 94	11/22/77	H	W 105 99	4/2/89	H	W 108 99	2/2/05	H	L 95 118			
11/17/71	H	L 112 118	12/3/77	A	L 116 120*	1/6/90	A	L 119 124*	2/6/06	H	L 81 87			
11/24/71	A	L 108 109	1/10/78	H	W 95 80	4/3/90	H	W 133 112	3/1/06	A	W 106 101			
2/14/72	H	L 116 130	4/1/78	A	L 112 116	12/12/90	H	L 100 108	1/29/07	A	L 84 105			
3/12/72	A	L 112 121	10/28/78	A	W 101 99	3/9/91	A	L 80 97	3/18/07	H	L 74 124			
11/1/72	H	L 104 108	12/15/78	H	W 91 84	1/8/92	H	W 114 104	12/10/07	H	W 100 88			

\* overtime  
\*\*double-overtime



# INDIANA PACERS



## GENERAL INFORMATION



Nate Bjorkgren

Franchise Timeline (Established).....	Indiana Pacers (1976-77)
Address.....	125 S. Pennsylvania Street, Indianapolis, IN 46204
Chairman, CEO and NBA Governor.....	Herbert Simon
Vice Chairman and NBA Alternate Governor.....	Steve Simon
Vice Chairman.....	Jim Morris
President of Basketball Operations.....	Kevin Pritchard
President/Chief Operating Officer.....	Rick Fuson
Executive Vice President/Chief Financial Officer.....	Kevin Bower
General Manager.....	Chad Buchanan
Assistant General Manager.....	Kelly Krauskopf
Vice President of Basketball Operations.....	Ted Wu
Consultants, Basketball Operations.....	Larry Bird, Donnie Walsh
Head Coach.....	Nate Bjorkgren
Assistant Coaches.....	Bill Bayno, Kaleb Canales, Greg Foster
Assistant Coaches, Player Development.....	Calbert Cheaney, Tyler Marsh
Head Video Coordinator/Assistant Coach.....	Dylan DeBusk
Video/Player Development Assistants.....	Maurice Baker, Earl Barron, Moses Ehambe
Assistant Player Development Coach.....	Tom Hankins
Vice President of Basketball Administration.....	Sonya Clutinger
Vice President of Player Relations.....	Karen Atkeson
Vice President of Player Personnel.....	Ryan Carr
Director of Pro Scouting.....	Vance Catlin
Manager of G-League and International Scouting.....	Hansen Wong
Scouts.....	Mike Born, Jose Luis Galilea, Harrison Greenberg, Pat Knight, Carl Nicks, Alexander Pajovic, K.J. Pritchard, Brian Winters
Senior Director of Medical Operations/Head Athletic Trainer.....	Josh Corbeil
Associate Head Athletic Trainer/Physical Therapist.....	Carl Eaton
Director of Sports Performance/Assistant Athletic Trainer.....	Shawn Windle
Assistant Sports Performance Coaches.....	Jason Manikowski, Andy Martin
Physical Therapist/Assistant Athletic Trainer.....	Patrick Gilbert
Equipment Manager.....	Josh Conder
Director of Media Relations.....	David Benner
Associate Director of Media Relations.....	Krissy Myers
Manager of Public Relations.....	Wes Kaminski
Director of Executive Protection.....	Joe Smith
Director of Basketball Analytics.....	Spencer Anderson
Sports Medicine Operations Coordinator.....	Zach Eagle
Team Nutrition Manager.....	Jolie Watson
Massage Therapist.....	Andrei Mikhailau
Manager/Player Relations.....	Michael Hornback
Player Relations Coordinator.....	Jasmine Smits
Senior Basketball Data Analyst.....	Nick Fleder
Basketball Analytics Advisor.....	Ryan Renteria
Basketball Operations/Admin Assistant.....	Susy Fischer
Basketball Operations Coordinator.....	Aaron Weaver, Tim Brown
Sports Performance Psychologist.....	Adam Shunk
Home Court.....	Bankers Life Fieldhouse (17,923)

## BROADCAST INFORMATION

Radio.....	1070 The Fan/93.5 FM: Broadcasters: Mark Boyle, Bob Leonard
Television.....	FSN Indiana: Quinn Buckner, Chris Denari, Jeremiah Johnson

### 2020-21 SCHEDULE

1/31/21..... @IND  
3/1/21..... @PHI

### ALL-TIME SERIES RESULTS

Overall..... 101-82  
Home..... 55-36  
Away..... 46-46

### PLAYOFFS

Overall..... 7-9  
Home..... 3-5  
Away..... 4-4

## ALL-TIME SERIES INFORMATION

76ers Largest Margin of Victory..... 27, 11/13/80  
76ers Most Pts. Scored..... 134, 11/7/84  
76ers Fewest Pts. Scored..... 69, 2/6/13

Pacers Largest Margin of Victory..... 45, 4/22/94  
Pacers Most Pts. Scored..... 136, 4/6/79  
Pacers Fewest Pts. Scored..... 75, 11/3/10





# INDIANA PACERS

## 76ERS 2019-20 SEASON SERIES STATISTICS VS. PACERS

PLAYER	G	GS	MIN	-FIELD GOALS-			-3-POINT FG--			-FREE THROWS-			--REBOUNDS--			PF	DO	STL	TO	BLK	PTS	AVG	
				FG	FCA	PCT	FG	FCA	PCT	FT	FCA	PCT	OFF	DEF	TOT								
Embiid	2	2	67	23	38	.605	2	7	.286	25	27	.926	10	22	32	8	0	4	6	4	73	36.5	
Harris	4	4	136	31	70	.443	6	18	.333	8	11	.727	6	18	25	7	9	0	2	5	76	19.0	
Simmons	2	2	48	28	55	.509	0	1	.000	20	25	.800	9	34	43	23	13	0	6	15	76	19.0	
Robinson (TOT)	1	1	37	7	10	.700	2	5	.400	2	3	.667	1	6	7	1	0	0	2	1	18	18.0	
Richardson	3	3	95	17	37	.459	2	15	.133	11	12	.917	2	4	6	9	8	0	4	5	47	15.7	
Burke (TOT)	2	0	50	6	18	.333	5	10	.500	3	4	.750	1	6	7	8	6	0	0	0	20	16.0	
Burke (PHI)	1	0	12	3	4	.750	3	3	1.000	0	0	0	0	2	2	1	3	0	0	4	9	9.0	
Horford	4	3	120	17	40	.425	5	12	.417	1	1	1.000	4	16	20	12	7	0	2	5	40	10.0	
Korkmaz	4	1	74	9	25	.360	5	18	.278	4	5	.800	1	3	4	4	1	0	0	0	27	6.8	
Ennis	2	0	48	4	11	.364	2	6	.333	3	4	.750	2	6	8	3	6	0	3	1	13	6.5	
Neto	4	0	41	8	14	.571	1	5	.200	3	4	.750	2	3	5	6	3	0	1	1	0	20	5.0
Thybulle	3	0	59	5	13	.385	3	7	.429	1	2	.500	4	3	7	1	10	0	2	1	14	4.7	
Scott	3	1	55	4	17	.235	1	10	.100	4	4	1.000	2	6	8	2	6	0	0	3	0	13	4.3
Burke	2	0	19	3	8	.375	1	2	.500	1	1	1.000	1	0	1	2	2	0	0	2	0	8	4.0
Milton	2	1	35	2	6	.333	1	4	.250	3	4	.750	1	7	8	4	7	0	0	4	1	8	4.0
O'Quinn	1	1	26	2	5	.400	0	2	.000	0	0	---	3	7	10	5	1	0	1	2	4	4.0	
Brookhoff (TOT)	1	0	19	1	7	.143	1	7	.143	0	0	---	0	5	5	1	2	0	0	0	3	3.0	
Pelle	2	0	25	2	7	.286	0	0	---	0	0	---	3	4	7	1	7	0	0	1	2	4	2.0
76ERS	44	36	158	350	451	.32	110	291	.291	84	100	.840	50	136	186	88	89	0	28	63	20	432	108.0
PACERS	44	36	165	343	481	.46	107	430	.430	83	105	.790	31	122	153	112	79	2	24	45	20	459	114.8

PLAYER	-- SINGLE-GAME --						-- AVERAGE PER GAME --						-- CAREER HIGHS (C=SET, T=TIRED THIS SEASON) --								
	MIN	REB	AST	STL	BLK	PTS	MIN	REB	AST	STL	BLK	PTS	PG	FGA	FT	FTA	REB	AST	PTS		
Embiid	34	21	4	3	4	41	33.6	16.0	4.0	2.00	3.0	2.00	36.5	15C	23C	15C	16	21T	8	41C	
Harris	39	11	3	1	3	30	34.0	6.3	1.8	0.50	1.3	0.50	19.0	12C	29C	6	9	11C	7	30T	
Simmons	40	14	13	4	6	1	37.1	10.8	5.8	1.50	3.8	0.50	19.0	10C	17C	8C	14C	13C	24C		
Robinson (TOT)	37	7	1	0	2	1	37.2	7.0	1.0	0.00	2.0	1.00	18.0	7C	10C	2C	3C	7C	17C		
Richardson	36	4	5	2	3	23	31.8	2.0	3.0	1.33	1.7	0.33	15.7	10	19C	7	8	8	6	28	
Burke (TOT)	26	5	7	0	4	0	11	19.1	3.5	4.0	0.00	2.5	0.00	10.0	7	16	5	6	9	7T	
Burke (PHI)	12	2	1	0	4	0	9	12.2	2.0	1.0	0.00	4.0	0.00	9.0							
Horford	35	8	5	1	3	2	15	29.9	5.0	3.0	0.50	1.3	1.00	10.0	11	20	6	7	19	9	25
Korkmaz	23	2	2	0	0	12	18.4	1.0	1.0	1.00	0.0	0.00	6.8	4C	10	3C	3C	2T	12C		
Ennis	27	4	2	2	2	1	9	23.9	4.0	1.5	1.50	1.5	0.50	6.5	6	11	4	4	10	2T	17
Neto	21	2	3	1	0	7	10.2	1.3	1.5	0.25	0.3	0.00	5.0	5	8	2T	2T	1C	3T	13	
Thybulle	28	5	1	2	1	6	19.8	2.3	0.3	0.67	0.3	0.33	4.7	2T	3C	0C	4C	1C	0C	3C	
Scott	22	4	1	0	2	0	5	18.4	2.7	0.7	0.00	1.0	0.00	4.3	5	11	5	5	7	3	15
Burke	15	1	2	0	1	0	8	9.4	0.5	1.0	0.00	1.0	0.00	4.0	8	17	4	4	9	19	
Milton	19	7	3	0	3	8	17.6	4.0	2.0	0.00	2.0	0.50	4.0	2C	5C	3C	4C	7C	3C	8C	
O'Quinn	26	10	5	0	1	4	25.6	10.0	5.0	0.00	1.0	2.00	4.0	7	10	4	6	10C	5C	19	
Brookhoff (TOT)	19	5	1	2	0	0	3	19.4	5.0	1.0	2.00	0.0	0.00	3.0	1C	7C	0T	0T	5C	1T	3C
Pelle	13	4	1	0	1	2	12.4	3.5	0.5	0.00	0.5	1.00	2.0	1C	4C	0C	0C	4C	1C	2C	
76ERS	240	55	27	12	21	121	240.0	46.5	22.0	7.00	15.8	5.00	108.0	57	112	44	57	63	40	134	
PACERS	240	50	35	20	6	127	240.0	38.3	28.0	6.00	11.3	5.00	114.8	55	116	39	49	68	39	136	

## PACERS 2019-20 SEASON SERIES STATISTICS VS. 76ERS

PLAYER	G	GS	MIN	-FIELD GOALS-			-3-POINT FG--			-FREE THROWS-			--REBOUNDS--			PF	FO	STL	TO	BLK	PTS	AVG	
				FG	FCA	PCT	FG	FCA	PCT	FT	FCA	PCT	OFF	DEF	TOT								
Warren	4	4	140	48	72	.667	15	20	.750	13	16	.813	1	12	13	8	9	0	3	6	4	124	31.0
Brogdon	3	3	79	14	35	.400	5	11	.455	16	17	.941	3	8	11	17	3	0	2	6	0	49	16.3
Sabonis	3	3	94	17	35	.486	1	5	.200	11	16	.688	8	28	36	13	10	1	9	1	46	15.3	
Oladipo	1	1	32	6	14	.429	2	6	.333	1	2	.500	2	5	7	2	1	0	1	3	0	15	15.0
Lamb	3	3	79	10	25	.400	3	8	.375	9	12	.750	1	12	13	12	4	0	2	5	1	32	10.7
J. Holiday	4	4	122	13	29	.448	9	18	.500	5	6	.833	0	7	7	4	9	0	7	1	4	40	10.0
Turner	4	4	106	14	33	.424	5	12	.417	7	10	.700	4	16	20	2	12	1	2	6	40	10.0	
McDermott	4	0	73	14	26	.538	3	9	.333	7	7	1.000	3	5	8	3	7	0	0	0	0	38	9.5
McConnell	4	0	70	11	23	.478	0	1	.000	9	10	.900	4	6	10	24	4	0	3	4	0	31	7.8
A. Holiday	4	1	98	10	24	.417	3	8	.375	4	5	.800	1	10	11	21	10	0	2	4	2	27	6.8
Sampson	1	0	20	2	6	.333	0	0	---	0	0	---	2	4	6	2	4	0	1	0	0	4	4.0
Bitadze	3	0	17	4	8	.500	0	4	.000	0	0	---	0	6	6	1	2	0	0	1	8	2.7	
Leaf	2	0	14	2	10	.200	0	3	.000	0	2	.000	2	3	5	2	3	0	0	1	1	4	2.0
Summer	2	0	14	0	3	.000	0	2	.000	1	2	.500	0	0	0	1	1	0	0	0	0	1	0.5
PACERS	44	36	165	343	481	.46	107	430	.430	83	105	.790	31	122	153	112	79	2	24	45	20	459	114.8
76ERS	44	36	158	350	451	.32	110	291	.291	84	100	.840	50	136	186	88	89	0	28	63	20	432	108.0

PLAYER	-- SINGLE-GAME TO BGHS --						AVERAGE PER GAME						--CAREER HIGHS (C=SET, T=TIED THIS SEASON)--											
	MIN	REB	AST	STL	BLK	PTS	MIN	REB	AST	STL	BLK	PTS	FG	FGA	FT	FTA	REB	AST	PTS					
Warren	41	4	3	2	3	53	35.0	3.3	2.0	0.75	1.5	1.00	31.0	20C	29C	6	8	8	4	53C				
Brogdon	38	7	9	1	4	28	26.5	3.7	5.7	0.67	2.0	0.00	16.3	9C	15C	8C	9C	7C	9C	28C				
Sabonis	32	16	5	1	5	23	31.5	12.0	4.3	0.33	3.0	0.33	15.3	10C	16C	7	12	16T	6	23C				
Oladipo	32	7	2	1	3	15	31.8	7.0	2.0	1.00	3.0	0.00	15.0	14	30	10	12	11	10	36				
Lamb	34	6	6	1	4	15	26.5	4.3	4.0	0.67	1.7	0.33	10.7	6	18	11	12	11	6C	26				
J. Holiday	33	4	2	1	2	14	30.5	1.8	1.0	1.75	0.3	1.00	10.0	9	15	6	8	7	5	29				
Sabonis	31	1	2	3	1	14	26.5	0.5	1.0	0.50	1.3	0.00	10.0	5	15	6	8	10	9	28				
McDermott	23	2	2	0	0	12	18.4	2.0	0.8	0.00	0.0	0.00	9.5	7	16	3C	3T	8	3	18				
McConnell	27	4	10	2	0	22	17.5	2.5	6.0	0.75	1.0	0.00	7.8	3C	7C	5C	6C	4C	10C	11C				
A. Holiday	34	5	10	2	2	15	24.5	2.8	5.3	0.50	1.0	0.50	6.8	5C	10C	4C	5C	5C	10C	13C				
Warren	20	2	1	1	0	16	16.6	1.0	2.0	0.50	0.0	0.00	11.7	6	12	5	6	5	10	16				
Bitadze	8	3	1	0	1	1	6	5.7	2.0	0.3	0.00	0.3	3.3	2.7	3C	5C	0C	0C	3C	1C	6C			
Leaf	9	4	2	0	1	1	7.1	2.5	1.0	0.00	0.5	0.50	2.0	2C	7C	0T	2C	4C	2C	4C				
Summer	13	0	1	0	0	1	7.1	0.0	0.5	0.00	0.0	0.00	0.5	0T	2C	1C	2C	0T	1C	1C				
240ERS	40	35	8	8	6	120	240.0	35.0	8.0	28.0	6.0	11.0	11.8	63	133	63	49	63	33	134				
76ERS	240	55	27	12	21	61	240.0	45.5	22.0	7.00	15.8	5.0	108.0	57	112	44	57	63	40	134				





# INDIANA PACERS

## ALL-TIME MEETINGS

DATE	PHI	OPP	DATE	PHI	OPP	DATE	PHI	OPP	DATE	PHI	OPP																																																																																																																
11/17/76	H	L 117	123	3/13/84	A	W 121	106	12/26/91	A	W 113	110																																																																																																																
12/18/76	A	W 97	93	4/6/84	H	W 112	106	1/29/92	H	L 90	115																																																																																																																
2/1/77	A	L 109	110	11/7/84	H	W 134	113	3/11/92	H	W 111	93																																																																																																																
2/11/77	H	W 118	109	11/21/84	A	W 112	107	3/22/92	A	L 100	108																																																																																																																
12/10/77	A	L 108	114*	11/28/84	H	W 122	101	11/11/92	A	L 114	120																																																																																																																
2/3/78	H	W 116	104	2/12/85	A	W 124	116	12/21/92	H	W 113	101																																																																																																																
2/14/78	A	W 119	116	4/6/85	A	L 117	121	1/12/93	A	L 93	112																																																																																																																
4/7/78	H	L 118	127	4/12/85	H	W 111	105	1/27/93	H	L 125	127*																																																																																																																
12/27/78	H	W 122	110	11/6/85	H	W 105	97	11/24/93	A	W 108	97																																																																																																																
1/5/79	A	L 96	123	11/29/85	A	W 110	100	1/14/94	H	W 104	102*																																																																																																																
3/16/79	H	W 114	106	12/17/85	A	W 102	96	4/13/94	H	L 87	115																																																																																																																
4/6/79	A	L 118	136	3/9/86	H	W 120	102	4/22/94	A	L 88	133																																																																																																																
10/24/79	H	W 132	110	3/11/86	A	W 101	91	12/9/94	H	L 88	94																																																																																																																
11/3/79	A	W 120	114**	4/11/86	H	W 130	122	1/28/95	A	L 103	106*																																																																																																																
11/26/79	H	W 113	112	10/31/86	H	W 108	104	3/25/95	H	L 75	84																																																																																																																
2/5/80	A	W 109	108	11/4/86	A	L 121	125**	4/19/95	A	L 91	103																																																																																																																
3/5/80	H	W 120	113	12/10/86	H	W 122	112	12/5/95	A	L 91	108																																																																																																																
3/14/80	A	L 94	104	1/13/87	A	W 101	94	2/7/96	H	W 102	101																																																																																																																
11/13/80	A	W 130	103	2/3/87	H	W 99	94	2/23/96	A	L 95	102																																																																																																																
11/21/80	H	W 97	88	4/17/87	H	L 111	115	4/3/96	H	L 87	102																																																																																																																
12/16/80	A	W 109	107	11/6/87	H	W 108	95	11/20/96	H	L 92	103																																																																																																																
1/21/81	H	W 118	104	1/29/88	H	W 94	89	1/19/97	A	L 107	111																																																																																																																
3/10/81	A	W 103	102	2/4/88	A	L 95	109	4/4/97	H	L 103	114																																																																																																																
3/18/81	H	W 107	95	3/6/88	A	W 105	100	11/30/97	A	L 89	101																																																																																																																
11/4/81	H	W 107	99	3/18/88	H	W 129	109	1/28/98	H	L 90	93*																																																																																																																
11/27/81	A	W 124	112*	4/16/88	A	L 92	126	2/19/98	A	L 77	82																																																																																																																
1/22/82	A	W 112	105	11/26/88	H	W 122	114	2/22/98	H	L 92	97																																																																																																																
2/10/82	H	W 102	96	12/3/88	A	W 107	100	2/18/99	A	L 95	99																																																																																																																
3/19/82	H	W 112	95	2/14/89	A	W 113	108	3/17/99	H	W 114	110																																																																																																																
4/13/82	A	W 93	89	2/15/89	H	W 113	98	4/16/99	H	W 93	83																																																																																																																
11/12/82	H	L 108	117	11/25/89	A	W 111	103	1/22/00	H	W 103	97																																																																																																																
11/24/82	A	W 121	106	1/8/90	H	W 120	116	2/7/00	A	L 84	109																																																																																																																
1/15/83	H	W 114	105	1/31/90	A	W 112	108	3/26/00	A	W 111	101																																																																																																																
3/15/83	A	W 132	128	4/18/90	H	W 124	113	4/17/00	H	L 90	92																																																																																																																
4/8/83	H	W 126	118*	11/13/90	A	W 108	100	1/28/01	A	W 86	81																																																																																																																
10/29/83	A	W 124	112*	11/28/90	H	W 116	106	4/1/01	H	W 104	93																																																																																																																
11/29/83	A	W 98	96	1/23/91	H	L 109	110	4/17/01	A	W 111	105*																																																																																																																
2/1/84	H	W 111	103	4/3/91	A	W 107	104	11/6/01	H	L 77	87																																																																																																																
4/17/02	A	L 80	103	12/15/02	A	L 97	107	1/6/03	H	L 104	105	3/12/03	H	W 96	93	4/17/13	A	W 105	95	11/23/13	A	L 98	106	3/17/14	H	L 94	101	10/29/14	A	L 91	103	1/10/15	H	W 93	92	2/20/14	H	L 95	106	3/1/15	A	L 74	94	11/18/15	H	L 85	112	3/21/16	A	L 75	91	4/2/16	H	L 102	115	11/9/16	A	L 115	122*	11/11/16	H	W 109	105*	3/26/17	A	L 94	107	4/10/17	H	L 111	120	3/13/18	A	L 92	100	11/7/18	A	W 100	94	12/14/18	H	L 101	113	1/17/19	A	W 120	96	3/10/19	H	W 106	89	2/17/19	H	W 104	108	12/14/18	H	L 101	113	1/17/19	A	W 120	96	3/10/19	H	W 106	89	11/30/19	H	W 119	116	12/31/19	A	L 97	115	1/23/20	A	L 95	101	8/1/20	A	L 121	127

\* overtime  
\*\*double-overtime





# LOS ANGELES CLIPPERS



## GENERAL INFORMATION



Tyronn Lue

Franchise Timeline (Established)	Buffalo Braves (1970-71), San Diego Clippers (1978-79), Los Angeles Clippers (1984-85)
Address	6951 S. Centinela Ave. Playa Vista, CA 90094
Governor	Steve Ballmer
President of Basketball Operations	Lawrence Frank
Head Coach	Tyronn Lue
Associate Head Coach	Daniel Craig
General Manager	Michael Winger
General Managers	Trent Redden, Mark Hughes
Assistant Coaches	Kenny Atkinson, Chauncey Billups, Jeremy Castlesberry, Larry Drew, Brendan O'Connor, Roy Rogers
Player Development Coach	Shaun Fein
Executive Director, Performance, Health & Wellness	Dr. John Meyer
Assistant Coach/Vice President of Player Performance	Todd Wright
Director of Medical Services & Head Athletic Trainer	Jasen Powell
Director of Rehabilitation	Maggie Bryant
Communications	Chris Wallace, Dennis Rogers, Curtis Jackson
Home Court	STAPLES Center (19,060)

## BROADCAST INFORMATION

Television	Prime Ticket: Brian Sieman
Radio	AM 570 (LA Sports): Noah Eagle
Spanish Radio	ESPN Deportes (1330 AM): Armando Garcia

### 2020-21 SCHEDULE

TBD

### ALL-TIME SERIES RESULTS

Overall	73-59
Home	46-19
Away	26-38

### PLAYOFFS

Overall	1-2
Home	0-2
Away	1-0
Neutral	1-2

## ALL-TIME SERIES INFORMATION

76ers Largest Margin of Victory	31, 3/29/78
76ers Most Pts. Scored	149, 3/29/78
76ers Fewest Pts. Scored	72, 3/20/13

Clippers Largest Margin of Victory	45, 2/9/14
Clippers Most Pts. Scored	136, 3/1/20
Clippers Fewest Pts. Scored	75, 12/31/02



# LOS ANGELES CLIPPERS

## 76ERS 2019-20 SEASON SERIES STATISTICS VS. CLIPPERS

PLAYER	G	GS	MIN	--FIELD GOALS--			--3-POINT FG--			--FREE THROWS--			--REBOUNDS--			PF	DQ	STL	TO	BLK	PTS	AVG	
				FG	FCA	PCT	FG	FCA	PCT	FT	FCA	PCT	OFF	DEF	TOT								AST
Embiid	1	1	28	8	17	.471	2	5	.400	8	13	.615	2	7	9	2	4	0	1	1	26	26.0	
Simmons	1	1	43	12	22	.545	0	0	---	2	3	.667	4	8	12	3	0	1	3	0	26	26.0	
Harris	2	2	78	19	40	.475	4	13	.308	0	1	.000	3	13	16	9	3	0	1	1	42	21.0	
Milton	2	1	40	14	20	.700	7	9	.778	4	5	.800	1	2	3	5	5	0	1	2	0	39	19.5
Richardson	2	2	42	12	21	.571	4	6	.667	2	3	.667	1	5	6	2	0	0	1	2	30	15.0	
Burks (TOT)	3	0	71	9	34	.265	4	16	.250	11	11	.000	2	12	14	10	2	0	0	3	0	33	11.0
Burks (PHI)	2	0	40	6	17	.353	3	9	.333	2	2	.000	0	6	6	5	1	0	0	1	0	17	8.5
Horford	2	1	57	7	15	.467	2	6	.333	5	5	1.000	4	10	14	9	7	1	1	2	4	21	10.5
Robinson (TOT)	4	3	91	16	31	.516	2	10	.200	4	4	1.000	3	8	11	7	8	0	2	5	1	38	9.5
Robinson (PHI)	2	1	26	4	9	.444	0	12	.000	0	0	---	1	2	3	1	3	0	0	2	1	8	4.0
Scott	2	0	31	4	8	.500	3	5	.600	0	0	---	2	4	6	3	5	0	2	0	1	11	5.5
Thybulle	2	0	32	4	6	.667	2	4	.500	0	2	.000	1	4	5	2	2	0	2	0	1	10	5.0
Korkmaz	2	1	52	2	14	.143	2	10	.200	2	3	.667	0	3	3	4	0	1	2	1	8	4.0	
O'Quinn	1	0	7	0	0	.000	0	0	.000	2	4	.500	2	1	3	1	1	0	1	0	0	2	2.0
Pelle	2	0	3	0	0	---	0	0	---	0	0	---	0	1	1	0	1	0	0	0	0	0	0.0
76ERS	2	-	480	92	190	.484	29	70	.414	27	41	.659	21	66	87	52	39	1	10	18	11	240	120.0
CLIPPERS	2	-	480	85	166	.512	27	55	.491	42	54	.778	11	68	79	50	36	0	8	20	12	239	119.5

PLAYER	MIN	REB	AST	ST	BL	PTS	--AVERAGE PER GAME--			--CAREER HIGHS (C=SET, T=TIED THIS SEASON)--				
							MIN	REB	AST	STL	TO	BLK	PTS	
Embiid	28	9	2	0	1	26	28.2	9.0	2.0	0.0	1.0	1.00	26.0	
Simmons	43	12	10	0	0	26	42.7	12.0	10.0	1.00	3.0	0.00	26.0	
Harris	41	12	5	1	0	25	39.0	8.0	4.5	0.50	0.5	0.00	21.0	
Milton	40	3	1	2	0	39	20.2	1.5	2.5	0.50	1.0	0.00	19.5	
Richardson	32	5	1	0	2	21	20.9	3.0	1.0	0.00	0.5	1.00	15.0	
Burks (TOT)	32	8	5	0	2	16	23.8	4.7	3.3	0.00	1.0	0.00	11.0	
Burks (PHI)	23	6	3	0	1	15	19.9	3.0	2.5	0.00	0.5	0.00	8.5	
Horford	29	8	6	1	2	12	28.5	7.0	4.5	0.50	1.0	2.00	10.5	
Robinson (TOT)	34	5	4	2	3	17	22.6	2.8	1.8	0.50	1.3	0.25	9.5	
Robinson (PHI)	14	2	1	0	1	6	13.1	1.5	0.5	0.00	1.0	0.50	4.0	
Scott	26	6	3	2	0	11	15.7	3.0	1.5	1.00	0	0.50	5.0	
Thybulle	16	4	1	1	0	7	15.9	2.5	1.0	1.00	0	0.50	5.0	
Korkmaz	29	2	3	1	2	8	26.2	1.5	1.5	0.50	1.0	0.50	4.0	
O'Quinn	7	3	1	0	0	2	7.3	3.0	1.0	0.00	0.0	0.00	2.0	
Pelle	3	1	0	0	0	0	1.7	0.5	0.0	0.00	0.0	0.00	0.0	
76ERS	240	50	27	7	10	7	130	240.0	43.5	26.0	5.00	9.0	5.50	120.0
CLIPPERS	240	42	25	6	11	6	136	240.0	39.5	25.0	4.00	10.0	6.00	119.5

## CLIPPERS 2019-20 SEASON SERIES STATISTICS VS. 76ERS

PLAYER	G	GS	MIN	--FIELD GOALS--			--3-POINT FG--			--FREE THROWS--			--REBOUNDS--			PF	DQ	STL	TO	BLK	PTS	AVG	
				FG	FCA	PCT	FG	FCA	PCT	FT	FCA	PCT	OFF	DEF	TOT								
Leonard	2	2	70	22	43	.512	5	10	.500	11	12	.917	2	8	10	12	3	0	2	3	2	60	30.0
Thomas (TOT)	1	1	25	5	13	.385	2	5	.400	8	9	.889	0	0	0	3	0	0	3	0	20	20.0	
Williams	2	1	64	13	27	.481	5	10	.500	6	10	.600	0	4	4	14	0	0	2	4	37	18.5	
George	2	2	65	11	28	.393	5	12	.417	8	11	.727	1	15	16	6	0	2	3	1	35	17.5	
Harrell	2	0	52	12	22	.545	0	1	.000	10	13	.769	3	12	15	1	7	0	1	4	1	34	17.0
Morris (TOT)	5	5	173	30	66	.455	13	26	.500	11	12	.917	5	28	33	11	16	1	3	5	84	16.8	
Morris (LAC)	2	2	63	8	16	.500	4	7	.571	2	2	1.000	1	6	7	2	4	0	1	1	2	22	11.0
Jackson (TOT)	1	0	19	5	5	1.000	1	1	1.000	4	4	1.000	0	4	4	3	1	0	0	0	2	13	13.0
Jackson (LAC)	1	0	19	4	5	.800	1	1	1.000	4	4	1.000	0	4	4	3	1	0	0	0	2	13	13.0
Shamet	2	0	51	8	13	.615	6	10	.600	0	0	---	0	1	1	2	2	0	0	1	0	22	11.0
Zubac	2	2	40	5	5	1.000	0	0	---	1	2	.500	4	7	11	4	7	0	0	2	3	11	5.5
Green	2	0	27	2	3	.667	0	2	.000	0	0	---	0	6	6	1	2	0	0	0	1	5	2.5
Beverley	1	1	24	0	3	.000	0	2	.000	0	0	---	0	4	4	0	4	0	0	1	0	0	0.0
Coffey	1	0	1	0	0	---	0	0	---	0	0	---	0	0	0	0	0	0	0	0	0	0	0.0
Mann	1	0	1	0	0	---	0	0	---	0	0	---	0	1	1	0	0	0	0	0	0	0	0.0
McGruder	1	0	3	0	1	.000	0	0	---	0	0	---	0	0	0	0	0	0	0	0	0	0	0.0
Motley	1	0	1	0	0	---	0	0	---	0	0	---	0	0	0	0	1	0	0	0	0	0	0.0
CLIPPERS	2	-	480	85	166	.512	27	55	.491	42	54	.778	11	68	79	50	36	0	8	20	12	239	119.5
76ERS	2	-	480	92	190	.484	29	70	.414	27	41	.659	21	66	87	52	39	1	10	18	11	240	120.0

----- SINGLE-GAME HIGHS -----

PLAYER	MIN	REB	AST	ST	BL	PTS
Leonard	37	6	9	1	2	30
Thomas (TOT)	25	0	3	0	3	20
Williams	36	2	8	1	3	24
George	35	12	5	2	2	24
Harrell	28	9	1	2	1	24
Morris (TOT)	40	13	6	2	2	22
Morris (LAC)	35	5	1	1	1	13
Jackson (TOT)	19	4	3	0	0	2
Jackson (LAC)	19	4	3	0	0	2
Shamet	36	1	2	0	1	19
Zubac	20	8	2	0	1	7
Green	15	3	1	0	1	5
Beverley	24	4	0	0	1	0
Coffey	1	0	0	0	0	0
Mann	1	1	0	0	0	0
McGruder	3	0	0	0	0	0
Motley	1	0	1	0	0	0
CLIPPERS	240	42	25	6	11	6
76ERS	240	50	27	7	10	7

----- AVERAGE PER GAME -----

PLAYER	MIN	REB	AST	STL	TO	BLK	PTS
Leonard	37	6	9	1	2	30	35.0
Thomas (TOT)	25	0	3	0	3	20	25.1
Williams	36	2	8	1	3	24	31.9
George	35	12	5	2	2	24	32.7
Harrell	28	9	1	2	1	24	25.9
Morris (TOT)	40	13	6	2	2	22	34.4
Morris (LAC)	35	5	1	1	1	13	31.3
Jackson (TOT)	19	4	3	0	0	2	13
Jackson (LAC)	19	4	3	0	0	2	13
Shamet	36	1	2	0	1	19	25.7
Zubac	20	8	2	0	1	7	19.4
Green	15	3	1	0	1	5	13.7
Beverley	24	4	0	0	1	0	23.8
Coffey	1	0	0	0	0	0	0.7
Mann	1	1	0	0	0	0	0.7
McGruder	3	0	0	0	0	0	2.7
Motley	1	0	1	0	0	0	0.7
CLIPPERS	240	42	25	6	11	6	136
76ERS	240	50	27	7	10	7	130

----- CAREER HIGHS (C=SET, T=TIED THIS SEASON) -----

PLAYER	MIN	REB	AST	STL	TO	BLK	PTS
Leonard	37	24	16	17	11	9C	36
Thomas (TOT)	25	0	11	21	13	15	6
Williams	9	21	10	12	7	8C	31
George	13	14	9	4	3	14	3
Harrell	9	14	10C	13C	10	2	24C
Morris (TOT)	10	21C	5T	6C	13C	8	28
Morris (LAC)	11	6	6	11	10	27	
Jackson (TOT)	2	6	6	11	10	27	
Jackson (LAC)	2	6	6	11	10	27	
Shamet	7C	11C	8C	10C	1C	2C	19C
Zubac	4	5	3	4	8C	3	3
Green	10	9	10	11	3	14	
Beverley	4	8	4	8	10	6	
Coffey	8C	8C	8C	8C	8C	8C	8C
Mann	8C	8C	8C	8C	1C	8C	8C
McGruder	2	6	2	2	7	3	6
Motley	2	6	8C	8C	5	15T	8
CLIPPERS	55	119	35	49	69	39	136C
76ERS	59	110	47	54	73	43	149





# LOS ANGELES CLIPPERS

## ALL-TIME MEETINGS

DATE	PHI	OPP	DATE	PHI	OPP	DATE	PHI	OPP	DATE	PHI	OPP
10/20/70	A	W 98 89	12/7/74	H	W 116 112	2/21/80	A	L 99 104	12/27/93	A	L 86 96
11/13/70	H	W 119 111	12/10/74	A	L 91 101	2/6/81	H	W 129 113	1/12/94	H	W 117 98
11/25/70	N	W 99 92	1/6/75	H	W 101 95	2/25/81	A	W 107 95	11/18/94	H	W 97 83
12/29/70	A	W 124 113	2/4/75	A	W 111 105*	2/23/82	A	W 115 101	1/5/95	A	L 93 95
12/14/71	A	L 110 117	3/25/75	A	L 103 118	3/3/82	H	W 125 107	3/10/96	H	L 102 104
12/27/71	A	W 121 112	3/28/75	H	L 104 115	11/3/82	H	W 130 111	3/22/96	A	L 93 107
1/12/72	H	L 109 111	4/4/75	A	L 97 108	12/3/82	A	W 127 110	2/20/97	H	W 101 84
2/2/72	H	W 119 104	10/31/75	H	L 87 92	11/13/83	H	W 124 116*	2/25/97	A	L 93 98
3/1/72	H	W 108 99	11/4/75	A	W 121 114	3/4/84	A	W 127 122	2/25/98	A	L 108 117
3/14/72	A	L 105 108	12/26/75	H	W 96 95	1/26/85	A	W 120 113	4/3/98	H	W 93 78
10/13/72	H	L 101 104	12/27/75	A	L 105 130	3/13/85	H	W 121 103	11/5/99	A	L 81 91
10/17/72	A	L 114 122	2/8/76	H	W 100 97	12/26/85	A	W 117 108	2/23/00	H	W 94 78
11/24/72	N	L 96 105	3/6/76	A	L 99 105	1/8/86	H	W 116 114	2/16/01	H	W 108 93
11/28/72	A	W 101 94	3/31/76	H	W 107 103	11/16/86	A	W 103 90	3/20/01	A	L 77 88
12/16/72	H	L 103 126	10/23/76	A	L 105 108	1/5/87	H	W 108 102	12/26/01	A	W 100 86
1/2/73	A	L 110 114	12/8/76	H	W 123 102	12/2/87	A	L 85 88	1/7/02	H	W 116 92
1/28/73	H	L 96 101	2/8/77	A	L 89 99	1/8/88	H	W 117 103	11/6/02	H	W 101 99*
1/30/73	A	L 104 105	2/16/77	H	W 117 113	11/4/88	H	W 129 110	12/31/02	A	W 83 75
10/20/73	A	L 110 116	11/26/77	A	W 112 107	2/28/89	A	W 123 105	12/16/03	A	L 98 101
1/20/74	H	W 129 112	1/13/78	H	W 118 93	12/30/89	A	W 100 95	1/7/04	H	W 100 80
1/22/74	A	L 109 119	2/10/78	A	L 110 116	3/5/90	H	W 128 105	1/2/05	A	L 83 89
2/3/74	N	L 98 112	3/29/78	H	W 149 118	12/18/90	H	W 110 99	2/6/05	H	W 106 104
2/6/74	H	L 98 114	11/24/78	H	W 134 120	2/17/91	A	W 114 104	11/13/05	H	W 113 108
2/13/74	H	L 106 129	12/19/78	A	W 124 113	12/28/91	A	L 95 102	3/17/06	A	L 89 99
3/2/74	H	L 99 103	2/9/79	H	W 117 106	1/10/92	H	W 102 90	11/18/06	A	L 97 103*
11/21/74	A	L 95 99	2/23/79	A	L 116 117	12/11/92	H	L 110 125	2/9/07	H	L 89 90
11/26/74	H	L 99 103	11/30/79	H	W 104 101	12/27/92	A	W 110 106	2/9/08	H	W 101 80

\* overtime

\*\*double-overtime



# LOS ANGELES LAKERS



## GENERAL INFORMATION



Frank Vogel

Franchise Timeline (Established).....	Minneapolis Lakers (1948-49), Los Angeles Lakers (1960-61)
Address.....	2275 E. Mariposa Ave, El Segundo, CA 90245
Governor.....	Jeanie Buss
President, Business Operations.....	Tim Harris
VP, Basketball Operations & General Manager.....	Rob Pelinka
Head Coach.....	Frank Vogel
Assistant Coaches.....	Jason Kidd, Lionel Hollins, Phil Handy, Miles Simon, Mike Penberthy, Quinton Crawford
Director, Sports Performance.....	Judy Seto
Head Athletic Trainer.....	Nina Hsieh
Head Strength & Conditioning Coach.....	Chattin Hill
Equipment Manager.....	Andrew Henk
Director, Media Relations.....	Alison Bogli
Associate Director, Media Relations.....	Ta'Nisha Cooper
Manager, Media Relations.....	Will Patterson
Coordinator, Media Relations.....	T.C. Greene
Assistant, Media Relations.....	Matt Fleer
Home Court.....	STAPLES Center (18,997)

## BROADCAST INFORMATION

Radio.....	ESPNA Radio (710 AM): John Ireland, Mychal Thompson
Spanish Radio.....	ESPN Deportes (1330 AM): Fernando Gonzalez, Jose "Pepe" Mantilla, Francisco Pinto
Television.....	Spectrum SportsNet: Bill MacDonald, Stu Lantz, Mike Trudell

### 2020-21 SCHEDULE

1/27/21..... @PHI

### ALL-TIME SERIES RESULTS

Overall.....	137-146
Home.....	80-48
Away.....	42-82

### PLAYOFFS

Overall:.....	14-20
Home:.....	8-9
Away:.....	6-11
Neutral:.....	15-16

## ALL-TIME SERIES INFORMATION

76ers Largest Margin of Victory.....	31, 11/4/51
76ers Most Pts. Scored.....	158, 3/18/68
76ers Fewest Pts. Scored.....	65, 11/5/53

Lakers Largest Margin of Victory.....	40, 2x last 11/19/72
Lakers Most Pts. Scored.....	154, 12/19/71
Lakers Fewest Pts. Scored.....	65, 1/29/53





# LOS ANGELES LAKERS

## 76ERS 2019-20 SEASON SERIES STATISTICS VS. LAKERS

PLAYER	G	GS	MIN	-FIELD GOALS-			-3-POINT FG--			-FREE THROWS-			--REBOUNDS--			PF	DQ	STL	TO	BLK	PTS	AVG	
				FG	FGA	PCT	FG	FGA	PCT	FT	FTA	PCT	OFF	DEF	TOT								AST
Simmons	1	1	41	12	15	.800	0	0	---	4	6	.667	3	7	10	8	3	0	4	5	0	28	28.0
Harris	2	2	71	18	38	.474	5	14	.357	6	8	.750	3	12	15	3	7	0	6	1	47	23.5	
Robinson (TOT)	2	1	59	14	22	.636	4	8	.500	2	2	1.000	2	6	8	6	0	0	4	1	0	34	17.0
Robinson (PHI)	1	0	31	10	15	.667	3	5	.600	2	2	1.000	1	3	4	1	0	0	1	0	0	25	25.0
Horford	2	2	68	8	17	.471	2	7	.286	6	7	.857	3	14	17	4	3	0	3	4	1	24	12.0
Burke (TOT)	2	0	44	4	14	.286	3	9	.333	10	13	.769	2	5	7	3	1	0	0	1	0	21	10.5
Burke (PHI)	1	0	22	2	7	.286	1	5	.200	7	8	.875	1	3	4	1	1	0	0	1	0	12	12.0
Korkmaz	2	0	47	7	21	.333	6	14	.429	0	0	---	0	2	2	3	2	0	2	3	0	20	10.0
Milton	2	2	54	7	14	.500	3	9	.333	2	6	.333	1	9	10	9	6	0	5	6	0	19	9.5
Neto	2	0	29	6	10	.600	3	5	.600	1	2	.500	1	1	2	7	4	0	1	5	1	16	8.0
Scott	2	1	46	5	11	.455	4	9	.444	0	0	---	2	10	12	2	6	0	2	0	2	14	7.0
Thybulle	2	2	54	3	9	.333	2	8	.250	0	0	---	4	1	5	4	0	0	6	3	1	8	4.0
Ennis	1	0	9	1	4	.250	0	1	.000	0	0	---	0	1	1	0	1	0	0	1	0	2	2.0
Bolden	1	0	1	0	0	---	0	0	---	0	0	---	0	0	0	0	0	0	0	0	0	0	0.0
Burke	1	0	1	0	0	---	0	0	---	0	0	---	0	0	0	0	0	0	0	0	0	0	0.0
Pelle	1	0	3	0	0	---	0	0	---	0	0	---	1	0	1	0	2	0	0	0	0	0	0.0
Smith	1	0	1	0	0	---	0	0	---	0	0	---	0	0	0	0	1	0	0	0	0	0	0.0
76ERS	2	-	480	79	163	.483	29	77	.377	28	39	.718	20	63	83	43	35	0	22	38	4	215	107.5
LAKERS	2	-	480	81	162	.500	19	64	.297	30	41	.732	16	62	78	48	36	0	21	35	7	211	105.5

PLAYER	-- SINGLE-GAME HIGHS --											AVERAGE PER GAME											CAREER HIGHS (C=SET, T=TIED THIS SEASON)-										
	MIN	REB	AST	ST	BL	PTS	FG	FGA	PCT	3PT	FG	FGA	PCT	FT	FTA	PCT	OFF	DEF	TOT	AST	PTS	AVG	FG	FGA	FT	FTA	REB	AST	PTS	AVG			
Simmons	41	10	8	4	5	0	28	41.2	10.0	8.0	4.00	5.0	0.00	28.0	12C	18	4C	6C	12	15	28C		14	20C	9	11	20	8	34				
Robinson (TOT)	31	4	5	3	1	0	25	29.7	4.0	3.0	2.00	0.5	0.00	17.0	10C	15C	2C	4	6	5C	25C		10C	15C	2C	4	6	5C	25C				
Robinson (PHI)	31	4	1	1	0	0	25	31.5	4.0	1.0	1.00	0.0	0.00	25.0																			
Horford	35	11	3	2	2	1	16	34.0	8.5	2.0	1.50	2.0	0.50	12.0	12	21	4T	5C	20	8	24		12	21	4T	5C	20	8	24				
Burke (TOT)	22	4	2	0	1	0	12	21.9	3.5	1.5	0.00	0.5	0.00	12.0	8	15	7T	11	13	4	24		8	15	7T	11	13	4	24				
Burke (PHI)	22	4	1	0	1	0	12	22.1	4.0	1.0	0.00	1.0	0.00	12.0																			
Korkmaz	24	2	2	3	0	11	23.3	1.0	1.5	1.00	1.5	0.00	10.0	4C	11C	0T	6T	6	2T	11C		4C	9C	2C	4C	9C	6C	12C					
Milton	29	9	6	4	5	0	12	26.8	5.0	4.5	2.50	3.0	0.00	9.5	4C	9C	2C	4C	9C	6C	12C		4C	9C	2C	4C	9C	6C	12C				
Neto	19	2	4	1	3	1	9	14.7	1.0	3.5	0.50	2.5	0.50	8.0	4	7	1T	2C	2T	4T	9C		4	7	1T	2C	2T	4T	9C				
Scott	36	8	2	0	1	0	12	23.1	6.0	1.0	0.00	1.0	0.00	7.0	5	13	3	4	8T	3	14		5	13	3	4	8T	3	14				
Thybulle	36	4	3	5	2	1	6	26.8	2.5	2.0	3.00	1.5	0.50	4.0	2C	6C	0C	0C	4C	3C	6C		2C	6C	0C	0C	4C	3C	6C				
Ennis	9	1	0	0	0	0	2	8.5	1.0	0.0	0.00	1.0	0.00	2.0	1	10	4	1	8	4	18		1	10	4	1	8	4	18				
Bolden	1	0	0	0	0	0	0	0.9	0.0	0.0	0.00	0.0	0.00	0.0	0C	0C	0C	0C	0C	0C	0C		0C	0C	0C	0C	0C	0C	0C				
Burke	1	0	0	0	0	0	0	0.9	0.0	0.0	0.00	0.0	0.00	0.0	8	22	4	4	5	9	20		8	22	4	4	5	9	20				
Pelle	3	1	0	0	0	0	0	3.3	1.0	0.0	0.00	0.0	0.00	0.0	0C	2C	0C	0C	1C	0C	0C		0C	2C	0C	0C	1C	0C	0C				
Smith	3	0	1	0	0	0	0	3.3	1.0	0.0	0.00	0.0	0.00	0.0	0C	0C	0C	0C	0C	0C	0C		0C	0C	0C	0C	0C	0C	0C				
76ERS	240	42	24	12	23	3	108	240.0	41.5	21.5	11.00	19.0	2.00	107.5	68	125	50	65	87	42	158		68	125	50	65	87	42	158				
LAKERS	240	43	25	12	22	6	120	240.0	39.0	24.0	10.50	17.5	3.50	105.5	60	124	47	62	91	42	154		60	124	47	62	91	42	154				

## LAKERS 2019-20 SEASON SERIES STATISTICS VS. 76ERS

PLAYER	G	GS	MIN	-FIELD GOALS-			-3-POINT FG--			-FREE THROWS-			--REBOUNDS--			PF	DQ	STL	TO	BLK	PTS	AVG	
				FG	FGA	PCT	FG	FGA	PCT	FT	FTA	PCT	OFF	DEF	TOT								AST
Davis	2	2	78	26	41	.634	6	10	.600	10	12	.833	3	17	20	4	4	0	6	7	3	68	34.0
James	2	2	69	18	34	.529	3	11	.273	12	16	.750	1	13	14	22	4	0	2	11	2	51	25.5
Morris (TOT)	3	1	62	9	14	.643	4	9	.444	8	11	.727	0	9	9	3	2	5	3	7	2	30	10.0
Morris (LAL)	1	0	13	0	2	.000	0	2	.000	2	2	1.000	0	0	0	0	0	0	2	1	2	2.0	
Bradley	2	2	52	7	13	.538	3	7	.429	0	0	----	0	6	6	4	4	0	2	0	0	17	8.5
Caldwell-Pope	2	0	56	7	11	.636	2	4	.500	1	2	.500	1	2	3	2	4	0	1	1	0	17	8.5
Howard	2	1	29	5	5	1.000	0	0	----	3	7	.429	3	3	6	0	3	0	1	0	0	13	6.5
McGee	1	1	15	3	4	.750	0	0	----	0	0	----	1	4	5	0	2	0	1	1	6	6.0	
Kuzma	2	0	46	5	16	.313	1	8	.125	0	0	----	1	9	10	2	5	0	2	0	0	11	5.5
Rondo	2	0	34	4	14	.286	2	8	.250	0	0	----	1	0	1	7	4	0	1	4	0	10	5.0
Green	2	2	57	4	14	.286	1	3	.333	0	0	----	5	10	3	5	0	2	4	4	0	9	4.5
Caruso	1	0	20	1	6	.167	0	3	.000	2	2	1.000	0	1	1	3	0	0	6	1	0	4	4.0
Dudley	2	0	9	1	2	.500	1	2	.500	0	0	----	0	2	2	0	1	0	0	0	0	3	1.5
Cook	1	0	1	0	0	----	0	0	----	0	0	----	0	0	0	0	1	0	0	0	0	0	0.0
LAKERS	2	-	480	81	162	.500	19	64	.297	30	41	.732	16	62	78	48	36	0	21	35	7	211	105.5
76ERS	2	-	480	79	163	.485	29	77	.377	28	39	.722	20	63	83	43	35	0	22	38	4	215	107.5

PLAYER	-- SINGLE-GAME HIGHS --											AVERAGE PER GAME					CAREER HIGHS (C=SET, T=TIED THIS SEASON)-														
	MIN	REB	AST	ST	TO	BLK	PTS	FG	FGA	PCT	3PT	FG	FGA	PCT	FT	FTA	PCT	OFF	DEF	TOT	AST	PTS	AVG	FG	FGA	FT	FTA	REB	AST	PTS	AVG
Davis	39	13	2	4	5	2	37	38.8	10.0	2.0	3.00	3.5	1.50	34.0	13C	30	16	20	16	6	37C		13C	30	16	20	16	6	37C		
James	35	7	14	1	8	2	29	34.5	7.0	11.0	1.00	5.5	1.00	25.5	17	30	11	13T	14	14T	44		17	30	11	13T	14	14T	44		
Morris (TOT)	26	6	1	2	4	1	17	20.5	3.0	0.7	1.00	2.3	0.67	7.15	15	15	9T	7C	13	5	21		15	15	9T	7C	13	5	21		
Morris (LAL)	13	0	0	2	1	2	13.0	0.0	0.0	0.0	2.0	0.0	2.0	0.0	2.0	0.0															
Bradley	34	5	3	2	0	10	26.0	3.0	2.0	0.00	1.00	0.0	1.00	8.5	10	24	5	6	10	6	26		10	24	5	6	10	6	26		
Calwell-Pope	32	2	2	1	1	10	28.1	1.5	1.0	0.50	0.5	0.0	0.0	8.5	9	21	6	7	8	6	26		9	21	6	7	8	6	26		
McGee	16	1	1	0	1	1	14.0	0.0	0.0	0.0	0.0	0.0	0.0	2.0	10	10	5	6	26	10	26		10	10	5	6	26	10	26		
McGee	15	5	0	1	1	16	14.9	5.0	0.0	0.0	0.0	1.0	0.0	6.0	11	15	6	9	18	2	24		11	15	6	9	18	2	24		
Kuzma	27	5	2	0	1	0	7	23.2	5.0	1.0	0.00	1.0	0.0	5.5	14	21	6	7	7	2C	39		14	21	6	7	7	2C	39		
Rondo	20	1	4	1	2	0	8	17.1	0.5	3.5	0.50	2.0	0.0	5.0	9	17	4	6	13	7	20		9	17	4	6	13	7	20		
Caruso	31	2	2	1	0	3	17.5	0.0	0.0	0.0	0.0	0.0	0.0	4.5	6	12	5	6	12	10	20		6	12	5	6	12	10	20		
Caruso	20	1	3	6	1	4	19.9	1.0	3.0	6.00	1.0	0.0	0.0	4.0	1C	6C	2C	2C	1C	3C	4C		1C	6C	2C	2C	1C	3C	4C		
Dudley	7	1	0	0	0	3	4.3	1.0	0.0	0.00	0.0	0.0	0.0	1.5	8	15	6	7	7	7	6	23		8	15	6	7	7	6	23	
Cook	1	0	1	0	1	0	1.4	0.0	1.0	0.00	1.0	0.0	1.0	0.0	0	1	4	0T	0T	1	1C	3		1	4	0T	0T	1	1C	3	
76ERS	234	23	25	12	22	3	138	24.0	10.0	24.0	10.0	2.5	3.5	10.5	60	125	45	50	50	90	150		60	125	45	50	50	90	150		
76ERS	240	42	24	12	22	3	138	240.0	41.5	21.5	11.0	19.9	2.9	107.5	68	124	49	65	87	142	238		68	124	49	65	87	142	238		





# LOS ANGELES LAKERS

## ALL-TIME MEETINGS

DATE	PHI	OPP	DATE	PHI	OPP	DATE	PHI	OPP	DATE	PHI	OPP	DATE	PHI	OPP
1/1/50	A	L 88 98	12/10/57	N	W 114 104	3/17/64	A	L 97 121	3/7/72	A	L 97 114	2/20/94	A	L 95 107
3/5/50	H	W 84 75	12/11/57	A	L 95 110	12/1/64	H	L 117 118	11/19/72	A	L 95 135	1/21/95	H	W 117 113*
11/5/50	H	W 90 87	1/1/58	H	W 120 109	12/6/64	N	L 104 109	12/13/72	H	L 90 128	2/22/95	A	L 100 112
11/15/50	A	L 71 72*	1/9/58	H	W 127 122	12/19/64	A	W 140 113	1/10/73	H	L 96 120	1/2/96	A	W 90 89
1/4/51	H	L 77 80	2/1/58	A	W 97 91	12/23/64	A	L 117 135	2/11/73	A	L 90 108	1/26/96	H	L 88 100
2/18/51	H	W 91 80	2/26/58	H	W 119 90	12/30/64	H	W 117 115	12/21/73	A	L 107 116	11/26/96	H	L 88 100
2/21/51	A	L 76 82	11/9/58	H	W 101 97	2/8/65	A	L 98 117	1/12/74	H	L 101 108	12/29/96	A	L 102 115
3/14/51	A	L 76 100	11/20/58	A	L 102 121	2/10/65	A	W 110 99	2/22/74	A	L 103 104	11/28/97	H	W 105 95
11/2/51	H	W 98 67	11/29/58	H	L 105 108	2/18/65	H	L 110 117	3/13/74	H	L 100 121	3/19/99	H	W 105 90
12/5/51	A	W 83 81*	12/11/58	A	W 101 99	2/28/65	N	L 118 122	11/15/74	A	L 99 105	2/20/00	H	L 84 87
1/1/52	A	L 80 82	12/30/58	N	L 113 118	3/2/65	N	L 117 126	1/8/75	H	L 98 106	3/31/00	A	L 88 100
1/19/52	H	W 110 105**	1/1/59	H	L 105 106	11/9/65	H	W 118 110	1/26/75	A	W 103 97	12/5/00	A	L 85 96
1/23/52	A	W 99 97*	1/15/59	H	W 111 105	11/21/65	A	W 110 104	2/5/75	H	L 110 113**	2/14/01	H	W 112 97
2/21/52	H	W 88 80	1/28/59	A	L 109 112	11/24/65	A	L 124 127	10/27/75	H	W 117 104	12/25/01	A	L 82 88
11/9/52	H	W 96 89	1/29/59	N	W 117 91	12/6/65	N	W 116 107	1/9/76	H	W 109 106	1/27/02	H	W 93 87
12/9/52	A	L 79 82	10/31/59	H	W 117 108	12/15/65	A	W 122 108	2/1/76	A	L 82 103	12/20/02	H	W 107 104*
1/8/53	H	W 75 67	11/25/59	A	W 100 93	12/17/65	A	W 127 117	1/5/77	H	W 117 94	3/9/03	A	L 92 106
1/29/53	A	W 83 65	12/5/59	H	W 108 95	1/7/66	H	L 120 126	1/28/77	A	L 104 117	2/5/04	H	W 96 73
2/12/53	A	L 81 91	1/15/59	N	W 93 89	1/25/66	N	W 110 106	2/6/77	H	W 102 97	2/20/04	A	L 88 116
3/5/53	H	W 94 91	12/10/59	N	L 86 96	2/7/66	H	W 132 125	2/25/77	A	L 102 104	3/15/05	A	W 108 91
11/5/53	H	L 65 77	1/1/60	A	W 109 98	2/17/66	A	W 136 121	1/6/78	H	W 123 110	3/27/05	A	W 96 89
12/3/53	N	L 74 87	1/29/60	A	W 119 112	12/2/66	H	W 138 130	1/24/78	A	L 102 117	11/1/05	H	W 85 81
12/5/53	A	L 80 90	2/10/60	N	W 110 109	12/21/66	A	W 129 123	3/3/78	H	L 95 96	1/6/06	A	L 93 119
12/20/53	H	W 81 76	2/14/60	H	W 121 119	12/23/66	A	W 118 107	3/15/78	H	W 113 93	12/31/06	A	L 94 104
1/14/54	H	W 96 71	10/29/60	H	W 125 118	1/20/67	H	W 119 108	10/13/78	H	W 110 102	3/9/07	H	W 108 92
2/20/54	A	L 68 83	11/5/60	A	L 110 112	2/1/67	A	L 133 143	12/17/78	A	L 103 96	12/21/07	H	L 101 106
2/21/54	H	W 100 73	11/6/60	N	L 113 119	2/5/67	A	W 130 123	3/2/79	A	L 111 126	1/4/08	A	L 93 124
3/2/54	A	L 87 91	12/28/60	H	W 115 113	2/10/67	H	W 148 131	4/1/79	H	W 112 111	12/3/08	H	L 102 114
10/31/54	H	L 94 97	1/22/61	N	W 112 109	3/6/67	N	W 119 117	1/25/80	A	L 103 124	3/17/09	A	W 94 93
11/14/54	A	L 92 99	1/24/61	A	L 107 116	3/15/67	H	W 138 123	2/10/80	H	W 105 104	1/29/10	H	L 91 99
12/18/54	A	L 83 86	1/25/61	A	L 112 117	10/18/67	H	W 103 87	12/28/80	A	L 116 122	2/26/10	A	L 90 99
12/19/54	H	W 108 93	2/20/61	N	W 126 121	11/11/67	A	W 115 111	2/8/81	H	W 102 99	12/17/10	H	L 81 93
1/6/55	H	L 106 117	3/2/61	N	L 110 114	12/5/67	H	L 122 128*	2/26/82	A	L 114 116**	12/31/10	H	W 98 102
1/8/55	A	W 100 97	3/5/61	H	L 114 125	1/5/68	H	W 125 113	3/7/82	H	W 119 113	2/6/12	H	W 95 90
1/1/55	N	L 82 93	11/28/61	N	W 121 111	1/17/68	A	L 116 125	12/5/82	A	W 114 104	12/16/12	H	L 98 111
2/10/55	H	W 85 81	12/4/61	A	L 120 131	2/17/68	A	W 135 134**	1/5/83	H	W 122 120*	1/1/13	A	L 103 99
3/10/55	N	L 93 96	12/5/61	N	L 120 125	3/18/68	H	W 158 128	2/26/84	H	L 99 101	12/29/13	A	W 111 104
11/17/55	H	W 105 91	12/6/61	A	L 121 123*	10/18/68	H	W 114 96	3/7/84	A	W 113 105	2/7/14	H	L 98 112
12/3/55	H	W 114 103	12/16/61	N	W 128 123	11/28/68	H	W 122 107	12/7/84	H	W 122 116	3/22/15	A	L 87 101
12/4/55	A	W 102 96	12/27/61	N	L 111 119	12/22/68	A	L 99 102	1/25/85	A	L 104 109	3/30/15	H	W 111 113*
12/15/55	H	L 133 135**	12/28/61	H	L 114 121	1/3/69	H	W 130 101	1/31/86	A	L 100 134	1/1/16	A	L 84 93*
1/1/56	A	W 85 80	3/4/62	H	L 115 124	2/7/69	A	W 109 106	2/23/86	H	L 111 117*	12/16/16	H	L 89 100
1/8/56	A	L 91 99	10/20/62	H	W 108 102	2/23/69	A	W 125 121	12/28/86	A	L 85 111	3/12/17	A	W 118 116
1/10/56	N	L 79 90	11/15/62	N	W 120 98	10/17/69	H	W 131 126	2/22/87	H	L 110 112*	11/15/17	A	W 115 109
1/19/56	H	W 122 100	12/9/62	N	W 117 114	2/16/69	A	L 125 138	12/29/87	A	L 115 131	12/07/17	H	L 104 107
2/27/56	N	L 94 98	12/12/62	A	L 120 126	12/9/69	H	W 123 99	3/7/88	H	L 104 110	1/29/19	A	W 121 105
11/15/56	H	L 96 103	12/17/62	A	L 114 121	12/21/69	A	L 117 133	11/28/88	H	L 104 109	2/10/19	H	W 143 120
11/22/56	A	L 78 111	12/29/62	H	L 123 132	2/1/70	H	L 112 113	12/28/88	A	L 123 128	1/25/20	H	W 108 91
12/23/56	H	W 107 97	1/25/63	N	L 114 122	3/13/70	A	L 117 128	3/14/90	H	W 116 110	3/3/20	A	L 107 120
1/9/57	A	L 86 93	2/27/63	H	W 122 111	10/21/70	H	L 117 141	12/30/90	A	L 107 115			
1/10/57	H	L 110 118	11/15/63	H	W 99 97	10/23/70	A	W 127 122	2/25/91	H	W 92 90			
1/27/57	H	W 94 93	12/18/63	A	L 96 116	1/8/71	H	L 117 123	11/30/91	H	L 91 93			
1/28/57	N	W 112 96	12/21/63	A	L 113 126	1/19/71	A	L 114 134	3/29/92	A	L 88 117			
2/23/57	A	W 103 101	12/28/63	H	W 114 100	2/19/71	A	W 118 104	3/5/93	A	L 97 101*			
2/26/57	A	W 120 108	1/18/64	N	L 111 115	11/10/71	H	L 103 143	3/12/93	H	L 95 101			
11/1/57	H	W 113 100	1/29/64	N	W 102 97	12/3/71	H	L 116 131	12/17/93	H	W 105 94			
11/17/57	A	W 110 98	2/8/64	H	W 109 101	12/19/71	A	L 132 154						
12/7/57	A	L 113 121	3/15/64	A	L 95 120	1/14/72	H	L 121 135						

\* overtime  
\*\*double-overtime





# MEMPHIS GRIZZLIES



## GENERAL INFORMATION



Taylor Jenkins

Franchise Timeline (Established).....	Vancouver Grizzlies (1995-96), Memphis Grizzlies (2001-02)
Address.....	191 Beale Street; Memphis, TN 38103
Chairman and Controlling Owner .....	Robert J. Pera
President.....	Jason Wexler
General Manager/Executive Vice President of Basketball Operations.....	Zachary Z. Kleiman
Vice President of Basketball Affairs.....	Tayshaun Prince
Vice President of Basketball Strategy.....	Rich Cho
Vice President of Team Operations and Player Programs .....	Chantal Hassard
Director of Player Personnel .....	Chris Makris
Senior Advisor .....	Glen Grunwald
Head Coach .....	Taylor Jenkins
Assistant Coach .....	Blake Ahearn
Assistant Coaches .....	Brad Jones, Darko Rajaković, David McClure, James "Scoonie" Penn, Sonia Raman, Vitaly Potapenko
Director of Sports Medicine .....	Eric Oetter
Director of Performance .....	Christopher Chase
Director of Rehabilitation .....	Michael Roncarati
Head Athletic Trainer .....	Jeff Deits
Vice President of Communications and Basketball Information Strategy.....	Laura Ehret
Senior Director of Communications and Publications.....	Jason Wallace
Manager of Communications and Publications .....	Ross Wooden
Coordinator of Communications and Publications .....	Corey Moore
Home Court.....	FedExForum (17,794)

## BROADCAST INFORMATION

Radio.....	ESPN (92.9 FM/680 AM); Eric Hasseltine, Elliot Perry, Michael Wallace
Television .....	Fox Sports Southeast; Pete Pranica, Brevin Knight, Rob Fischer, Chris Vernon

### 2020-21 SCHEDULE

1/16/21..... @MEM

### ALL-TIME SERIES RESULTS

Overall..... 24-23

Home.....13-10

Away..... 11-13

### PLAYOFFS

## ALL-TIME SERIES INFORMATION

76ers Largest Margin of Victory.....19, 4/10/10

76ers Most Pts. Scored.....120, 4/10/10

76ers Fewest Pts. Scored.....76, 2/21/12

Grizzlies Largest Margin of Victory.....26, 3/15/14

Grizzlies Most Pts. Scored.....120, 12/13/14

Grizzlies Fewest Pts. Scored.....79, 12/9/00



# MEMPHIS GRIZZLIES

## 76ERS 2019-20 SEASON SERIES STATISTICS VS. GRIZZLIES

PLAYER	G	GS	MIN	-FIELD GOALS-			-3-POINT FG--			-FREE THROWS-			--REBOUNDS--			PF	DO	STL	TO	BLK	PTS	AVG	
				FG	FGA	PCT	FG	FGA	PCT	FT	FTA	PCT	OFF	DEF	TOT								AST
Korkmaz	1	0	29	13	17	.765	7	9	.778	1	3	.333	3	3	6	4	0	0	2	1	34	34.0	
Simmons	1	1	35	9	14	.643	0	0	---	4	5	.800	0	4	4	10	3	0	3	7	1	22	22.0
Harris	1	1	33	9	17	.529	3	4	.750	0	1	.000	0	6	5	1	0	0	0	2	21	21.0	
Burke (TOT)	3	2	93	17	36	.472	5	11	.455	21	22	.955	3	18	21	8	7	0	4	11	1	60	20.0
Robinson (TOT)	3	3	94	13	28	.464	4	13	.308	2	2	1.000	2	14	16	2	7	0	5	2	0	32	10.7
Embiid	1	1	16	3	6	.500	1	1	1.000	3	4	.750	3	7	10	3	2	0	2	3	1	10	10.0
Horford	1	1	31	4	10	.400	2	5	.400	0	0	---	0	8	6	3	0	1	0	1	1	10	10.0
Thybulle	1	0	32	3	5	.600	0	2	.000	0	0	---	0	1	2	4	0	1	1	2	6	6.0	
Pelle	1	0	7	2	2	1.000	0	0	---	1	2	.500	2	1	3	0	4	0	0	1	2	5.0	
Richardson	1	0	15	2	7	.286	0	1	.000	0	0	---	1	1	2	0	3	0	0	4	4	4.0	
Scott	1	0	13	1	2	.500	1	1	1.000	0	0	---	0	5	5	0	1	0	1	1	0	3.0	
Milton	1	1	22	1	7	.143	0	2	.000	0	0	---	1	1	2	2	3	0	0	0	2	2.0	
Smith	1	0	3	1	1	1.000	0	0	---	0	0	---	0	0	0	1	0	0	1	0	2	2.0	
Neto	1	0	3	0	0	---	0	0	---	0	0	---	0	1	1	1	0	0	0	0	0	0.0	
Shayok	1	0	3	0	2	.000	0	0	---	0	0	---	0	2	2	1	0	0	0	0	0	0.0	
76ERS	1	-	240	48	90	.533	14	25	.560	9	15	.600	10	40	50	34	25	0	8	21	11	119	19.0
GRIZZLIES	1	-	240	38	93	.409	5	21	.238	26	31	.839	9	31	40	25	15	0	13	14	6	107	10.7

PLAYER	MIN	REB	AST	ST	BL	PTS	-- SINGLE-GAME HIGHS --			- AVERAGE PER GAME -			- CAREER HIGHS (C-SET, T-TIED THIS SEASON) -			FG	FGA	FT	FTA	REB	AST	PTS
							MIN	REB	AST	STL	TO	BLK	PTS	FG	FGA							
Korkmaz	29	6	4	0	2	34	28.8	6.0	4.0	0.0	2.0	1.00	34.0	13C	17C	1T	3C	6C	4C	34C	34C	34C
Simmons	35	4	10	3	7	22	34.9	4.0	10.0	3.0	7.0	1.00	22.0	9T	15	4C	8	14	10C	22C	22C	22C
Harris	33	6	5	0	2	21	32.5	6.0	5.0	0.0	0.0	2.00	21.0	8C	17C	5	5	12C	5C	21C	21C	21C
Burke (TOT)	36	8	6	3	5	29	31.1	7.0	2.7	1.33	3.7	0.33	29.0	9C	15C	9C	9C	8C	6C	29C	29C	29C
Robinson (TOT)	34	8	2	3	2	20	31.4	5.3	0.7	1.67	0.7	0.00	10.7	8C	14C	1T	2	8C	2C	20C	20C	20C
Embiid	16	10	3	2	3	10	15.9	10.0	3.0	2.00	3.0	1.00	10.0	5	15	7	10	16	5	15	15	15
Horford	31	8	6	1	0	10	30.8	8.0	6.0	1.00	0.0	1.00	10.0	8	19	7	14	6T	2C	20	20	20
Thybulle	32	1	2	1	1	2	6	32.2	1.0	2.0	1.00	1.0	2.00	3C	5C	0C	0C	1C	2C	6C	6C	6C
Pelle	7	3	0	0	1	2	5	7.3	3.0	0.0	0.00	1.0	2.00	5C	2C	1C	2C	3C	0C	5C	5C	5C
Richardson	15	2	0	0	4	1	4	5.0	2.0	0.0	0.00	4.0	1.00	4	7	17	5	6	9	18	18	18
Scott	13	5	0	1	1	0	12.5	0.0	0.0	1.00	1.0	3.0	6	13	1	13	1	2	6	1	15	15
Milton	22	2	0	0	0	2	21.7	2.0	2.0	0.0	0.00	0.0	2.0	1C	7C	0C	0C	2C	2C	2C	2C	2C
Smith	3	0	0	0	1	0	2	2.8	0.0	0.0	0.00	1.0	0.00	2.0	1C	1C	0C	0C	0C	0C	0C	0C
Neto	3	1	0	0	0	0	2.8	1.0	1.0	0.00	0.0	0.00	0.0	3	7	2	2	3	4	8	8	8
Shayok	3	2	0	0	0	0	0.0	0.0	0.0	0.00	0.0	0.00	0.0	0C	2C	0C	0C	2C	1C	0C	0C	0C
76ERS	240	50	34	8	21	119	240.0	50.0	34.0	8.00	21.0	11.00	119.0	49	93	33	41	56	34C	120	120	120
GRIZZLIES	240	40	25	13	14	6	107	240.0	40.0	25.0	13.00	14.0	60.0	45	103	37	44	53	33	120	120	120

## GRIZZLIES 2019-20 SEASON SERIES STATISTICS VS. 76ERS

PLAYER	G	GS	MIN	-FT COALS-			-3-POINT FG--			-FREE THROWS-			--REBOUNDS--			PF	DO	STL	TO	BLK	PTS	AVG	
				FG	FGA	PCT	FG	FGA	PCT	FT	FTA	PCT	OFF	DEF	TOT								
Morant	1	1	28	4	12	.333	0	1	.000	7	9	.778	1	2	3	6	1	0	0	4	0	15	15.0
Valanciunas	1	1	28	5	8	.625	0	0	---	4	4	1.000	2	8	10	1	1	0	1	2	4	14	14.0
Jones	1	0	20	6	13	.462	1	2	.500	0	0	---	0	1	1	7	0	0	2	0	0	13	13.0
Clarke	1	0	23	4	7	.571	1	1	1.000	2	3	.667	2	3	5	1	0	1	1	0	11	11.0	
Brooks	1	1	27	4	12	.333	0	3	.000	1	2	.500	0	4	4	1	3	0	1	0	0	9	9.0
Gudicic	1	0	4	3	3	1.000	1	1	1.000	2	2	1.000	0	0	0	0	0	0	0	0	0	9	9.0
Watanabe	1	0	12	3	7	.429	1	2	.500	2	2	1.000	0	1	1	1	1	0	1	0	0	9	9.0
Jo. Jackson	1	0	23	2	5	.400	0	3	.000	4	4	1.000	1	2	3	0	2	0	2	4	0	8	8.0
Tolliver (TOT)	1	1	27	2	6	.333	1	3	.333	3	4	.750	1	1	2	1	1	0	0	1	0	8	8.0
Anderson	1	1	28	3	7	.429	0	1	.000	0	0	---	2	7	9	3	1	0	0	2	0	6	6.0
Ja. Jackson	1	1	20	2	9	.222	1	4	.250	1	2	.500	1	1	2	1	4	0	0	1	2	6	6.0
Bell (TOT)	1	0	12	2	4	.500	0	0	---	1	1	1.000	2	2	4	0	1	0	0	3	0	5	5.0
Melton	1	0	23	1	9	.111	0	3	.000	2	2	1.000	0	2	2	3	2	0	5	0	0	4	4.0
Konchar	1	0	4	1	1	1.000	0	0	---	1	1	1.000	0	0	0	1	0	0	0	0	0	3	3.0
GRIZZLIES	1	-	240	38	93	.409	5	21	.238	26	31	.839	9	31	40	25	15	0	13	14	6	107	10.7
76ERS	1	-	240	48	90	.533	14	25	.560	9	15	.600	10	40	50	34	25	0	8	21	11	119	19.0

PLAYER	MIN	REB	AST	ST	BL	PTS	--SINGLE-GAME HIGHS--			-AVERAGE PER GAME-			-CAREER HIGHS (C-SET, T-TIED THIS SEASON)-			FG	FGA	FT	FTA	REB	AST	PTS	
							MIN	REB	AST	STL	TO	BLK	PTS	FG	FGA	FT	FTA	REB	AST	PTS	FG	PTS	
Morant	28	3	6	0	4	0	15	27.9	3.0	6.0	0.00	4.0	0.00	15.0	4C	12C	7C	9C	3C	6C	15C	15C	
Valanciunas	28	10	1	1	2	14	28.1	10.0	1.0	1.00	2.0	4.00	14.0	10	16	8	9	15	3	16	16	16	
Jones	20	1	7	2	0	0	13	20.1	1.0	7.0	2.00	0.0	0.00	13.0	6C	13C	3	3	3	7C	13C	13C	
Clarke	23	5	1	1	0	11	22.9	5.0	1.0	1.00	1.0	0.00	11.0	4C	7C	2C	3C	5C	1C	11C	11C		
Brooks	27	4	1	1	0	0	9	26.5	4.0	1.0	1.00	0.0	0.00	9.0	6	12C	2	2T	4T	1T	14	14	
Gudicic	4	0	0	0	0	0	9	4.4	0.0	0.0	0.00	0.0	0.00	0.0	3C	3C	2C	2C	0C	0C	9C	9C	
Watanabe	12	1	1	1	0	0	9	11.8	1.0	1.0	1.00	0.0	0.00	9.0	3C	7C	2C	2C	1C	1C	9C	9C	
Jo. Jackson	23	3	0	2	4	0	8	22.7	3.0	0.0	2.00	4.0	0.00	8.0	6	14	4C	4T	6	4	16	16	
Tolliver (TOT)	27	2	1	0	1	0	8	27.2	2.0	1.0	0.00	1.0	0.00	8.0	9	12	3C	5	10	5	25	25	
Anderson	28	9	3	0	2	0	6	28.5	9.0	3.0	0.00	2.0	0.00	6.0	7	9	3	5	13	5	14	14	
Ja. Jackson	20	2	1	0	1	2	6	19.9	2.0	1.0	0.00	1.0	2.00	6.0	5	10	6	6	3	1T	17	17	
Bell (TOT)	12	4	0	0	3	0	5	12.3	4.0	0.0	0.00	3.0	0.00	5.0	2C	4C	1T	2	4	2	5C	5C	
Melton	23	2	3	5	0	0	4	22.8	2.0	3.0	5.00	0.0	0.00	4.0	3	9C	3	4	3	3T	10	10	
Konchar	4	0	1	0	0	0	3	4.4	0.0	1.0	0.00	0.0	0.00	3.0	1C	1C	1C	0C	1C	3C	3C	3C	
GRIZZLIES	1	-	240	38	93	14	107	24.0	38	93	40.0	25	107.0	45	103	133	53	33	120	44	53	120	12.0
76ERS	1	-	240	50	34	8	221	119	240.0	50	34	8.0	21.0	110	110.0	49	93	33	41	56	34	120	12.0





# MEMPHIS GRIZZLIES

## ALL-TIME MEETINGS

DATE	PHI	OPP	DATE	PHI	OPP	DATE	PHI	OPP	DATE	PHI	OPP
1/5/96	A	L 102 103*	2/21/01	H	W 107 91	3/12/06	A	W 94 91	2/15/11	A	L 91 102
1/29/96	H	W 103 92	12/2/01	H	L 87 93	1/17/07	A	L 102 118	2/21/12	A	L 76 89
11/30/96	H	W 96 90	12/8/01	A	L 83 92	3/2/07	H	W 117 112*	12/26/12	A	W 99 89
2/28/97	A	W 104 100	11/20/02	A	W 95 88	12/22/07	A	W 99 97	1/28/13	H	L 100 103
1/1/98	A	W 115 104	2/26/03	H	W 111 107	2/13/08	H	W 102 88	3/15/14	H	L 77 103
1/13/98	H	W 107 89	1/17/04	H	L 87 91	2/11/09	H	W 91 87	4/11/14	A	L 95 117
3/24/99	A	W 95 90*	3/16/04	A	L 79 82	3/7/09	A	W 110 105	12/13/14	H	L 115 120*
12/27/99	A	W 100 93	12/3/04	A	L 86 94	11/20/09	H	L 97 102	1/24/15	A	L 83 101
3/8/00	H	W 107 90	2/9/05	H	L 95 98	4/10/10	A	W 120 101	11/29/15	A	L 84 92*
12/9/00	A	W 83 79	1/20/06	H	W 89 86*	1/28/11	H	L 94 99	12/22/15	H	L 90 104

\* overtime

\*\*double-overtime



# MIAMI HEAT



## GENERAL INFORMATION



Erik Spoelstra

Franchise Timeline (Established).....	Miami Heat (1988-89)
Address.....	601 Biscayne Boulevard; Miami, FL 33132
Managing General Partner.....	Micky Arison
Chief Executive Officer.....	Nick Arison
President.....	Pat Riley
Senior Vice President, Basketball Operations/General Manager.....	Andy Elisburg
Vice President, Player Programs.....	Alonzo Mourning
Vice President, Basketball Development & Analytics.....	Shane Battier
Vice President, Basketball Operations/Assistant General Manager.....	Adam Simon
Head Coach.....	Erik Spoelstra
Assistant Coaches.....	Chris Quinn, Malik Allen, Caron Butler
Assistant Coach/Player Development.....	Octavio de la Grana
Player Development Coach/Director of Player Development.....	Anthony Carter
Shooting Coach/Player Development Coach.....	Rob Fodor
Player Development Coach.....	Eric Glass
Video Coordinator.....	Dan Bisaccio
Head Athletic Trainer/Facility Health & Hygiene Manager.....	Jay Sabol
Assistant Athletic Trainer/Director of Rehabilitation.....	Brandon Gilliam
Assistant Athletic Trainers.....	Wes Brown, Armando Rivas
Neuromuscular Therapist.....	Vinny Aquilino
Head Strength & Conditioning Coach.....	Eric Foran
Director of Sports Nutrition.....	Betsy Berthin
Vice President, Sports Media Relations.....	Tim Donovan
Senior Director of Sports Media Relations.....	Rob Wilson
Director of Sports Media Relations.....	Michael Lissack
Sports Media Relations Senior Manager.....	Nick Maiorana
Sports Media Relations/Basketball Operations Assistant.....	Maddox Burnett
Home Court.....	AmericanAirlines Arena (19,600)

## BROADCAST INFORMATION

Radio.....	790 The Ticket (AM 790/FM 104.3 HD-2): Mike Inglis, Ruth Riley Hunter, Ron Rothstein
Spanish Radio.....	WAQI (710 AM): José Pañeda, Joe Pujala
Cable Television.....	FOX Sports Sun: Eric Reid, John Crotty, Jason Jackson

### 2020-21 SCHEDULE

1/12/21.....	@PHI
1/14/21.....	@PHI

### ALL-TIME SERIES RESULTS

Overall.....	60-64
Home.....	38-23
Away.....	22-41

### PLAYOFFS

Overall:.....	5-5
Home:.....	3-2
Away:.....	2-3

## ALL-TIME SERIES INFORMATION

76ers Largest Margin of Victory.....	31, 2/22/89
76ers Most Pts. Scored.....	139, 2/22/89
76ers Fewest Pts. Scored.....	57, 2/21/96

Heat Largest Margin of Victory.....	37, 3/5/94
Heat Most Pts. Scored.....	137, 2/3/20
Heat Fewest Pts. Scored.....	66, 2/21/96





# MIAMI HEAT

## 76ERS 2019-20 SEASON SERIES STATISTICS VS. HEAT

PLAYER	G	GS	MIN	--FIELD GOALS--			--3-POINT FG--			--FREE THROWS--			--REBOUNDS--			PF	DQ	STL	TO	BLK	PTS	AVG	
				FG	FGA	PCT	FG	FGA	PCT	FT	FTA	PCT	OFF	DEF	TOT								
Embiid	4	4	130	36	64	.563	7	14	.500	30	33	.909	17	36	53	9	13	0	4	9	5	109	27.3
Richardson	3	3	103	22	42	.524	12	22	.545	10	14	.714	3	8	11	12	11	0	1	5	2	16	22.0
Burke (TOT)	1	1	31	6	13	.462	2	5	.400	2	3	.667	0	1	1	1	4	0	2	0	0	16	16.0
Harris	4	4	127	21	54	.389	3	19	.158	12	14	.857	4	21	25	6	8	0	2	0	57	14.3	
Simmons	4	4	147	19	38	.500	0	1	.000	14	19	.737	6	23	29	31	16	0	9	11	2	52	13.0
Horford	4	4	106	16	29	.552	6	10	.600	0	0	---	2	16	18	8	5	0	1	3	3	50	9.5
Milton	2	1	38	5	14	.357	1	7	.143	2	2	1.000	0	0	0	4	4	0	0	5	0	13	6.5
Scott	4	0	69	8	22	.364	8	20	.400	2	2	1.000	2	8	10	1	2	0	1	2	0	26	6.5
Ennis	4	0	75	11	23	.478	2	13	.154	0	0	---	3	5	8	5	9	0	2	3	1	24	6.0
Korbmaz	3	0	43	6	19	.316	5	15	.333	0	0	---	0	6	6	4	7	0	1	3	0	17	5.7
Burke	3	0	56	6	18	.333	2	6	.333	0	0	---	2	2	4	12	3	0	0	1	0	14	4.7
O'Quinn	2	0	14	3	4	.750	0	0	---	2	3	.667	4	3	7	3	2	0	0	1	0	8	4.0
Thybulle	3	0	53	4	7	.571	3	4	.750	0	0	---	0	1	1	3	7	0	4	3	1	11	3.7
Robinson (TOT)	1	1	29	0	10	.000	0	0	---	3	4	.750	1	3	4	0	3	0	1	1	3	3.0	
Smith	1	0	4	1	3	.333	0	0	---	0	0	---	0	0	0	0	0	0	1	0	0	2	2.0
Neto	3	0	22	0	8	.000	0	5	.000	2	2	1.000	2	2	4	2	2	0	2	2	0	2	0.7
76ERS	4	4	985	158	345	.458	49	136	.360	74	89	.831	45	131	176	100	89	0	28	53	12	439	109.8
HEAT	4	4	985	160	339	.472	44	115	.383	84	106	.792	34	129	163	91	69	0	26	45	13	448	112.0

PLAYER	-- SINGLE-GAME HIGHS --										-- AVERAGE PER GAME --										-- CAREER HIGHS (C=SET, T=TIED THIS SEASON) --																
	MIN	REB	AST	ST	TO	BLK	PTS	FG	FGA	PCT	MIN	REB	AST	STL	TO	BLK	PTS	FG	FGA	PCT	FT	FTA	PCT	REB	AST	PTS	FG	FGA	PCT	FT	FTA	PCT					
Embiid	36	19	3	2	3	35	32.5	13.3	2.3	0.33	2.3	1.00	2.3	1.25	27.3	11C	19C	16	20	19C	4	35T	11C	19C	16	20	19C	4	35T	11C	19C	16	20	19C			
Richardson	40	5	6	1	3	12	34.2	3.7	4.0	0.33	1.7	0.67	22.0	11C	17C	4C	7C	5C	6C	32C	11C	17C	4C	7C	5C	6C	32C	11C	17C	4C	7C	5C	6C	32C			
Burke (TOT)	31	1	1	2	0	0	16	31.2	1.0	1.0	2.00	0.0	0.0	0.0	16.0	0.0	0.0	0.0	0.0	0.0	12	17	6	8	7	7	31	11	12	6	31	11	12	6	31		
Harris	39	8	2	2	2	0	20	31.7	6.3	1.5	0.50	0.5	0.00	14.3	12	19	7	11	12	6	31	11	12	6	31	11	12	6	31	11	12	6	31	11			
Simmons	43	8	11	4	4	1	17	36.6	7.3	7.8	2.25	2.8	0.50	13.0	9	19	8C	9C	12	11C	21	12	11C	21	12	11C	21	12	11C	21	12	11C	21	12	11C		
Horford	32	6	3	1	1	1	16	26.4	4.5	2.0	0.25	0.8	0.25	9.5	12	17	6	7	22	10	27	12	17	6	7	22	10	27	12	17	6	7	22	10	27		
Milton	30	0	4	0	0	0	11	18.9	0.0	2.0	0.00	2.5	0.00	6.5	5C	11C	2C	2T	8	4C	11C	2C	2T	8	4C	11C	2C	2T	8	4C	11C	2C	2T	8	4C		
Scott	20	3	1	1	0	17	17.2	2.5	0.3	0.25	0.5	0.00	6.5	6	14	3	4	10	2	17C	10	14	3	4	10	2	17C	10	14	3	4	10	2	17C			
Ennis	23	2	3	2	1	1	11	18.8	2.0	1.3	0.50	0.8	0.25	6.0	5C	9	3	4	5	2C	11C	21	12	11C	21	12	11C	21	12	11C	21	12	11C	21	12	11C	
Korbmaz	19	4	2	1	2	0	6	14.2	2.0	1.3	0.33	1.0	0.00	5.7	5	9	3	3	14C	2C	16	10	16	4	7	7	3C	14	10	16	4	7	3C	14	10	16	
Burke	22	3	5	0	1	0	11	18.5	1.3	4.0	0.00	0.3	0.00	4.7	10	16	4	7	7	3C	14	10	16	4	7	7	3C	14	10	16	4	7	3C	14	10	16	
O'Quinn	9	4	2	0	0	0	6	6.9	3.5	1.5	0.00	0.5	0.00	4.0	6	10	3	4	15	3	14	10	3	4	15	3	14	10	3	4	15	3	14	10	3	4	
Thybulle	24	1	3	2	1	5	17.7	0.3	1.0	1.33	1.0	0.33	3.7	2C	3C	0C	0C	1C	1C	5C	13	16	4	7	3C	14	10	3	4	15	3	14	10	3	4		
Robinson (TOT)	29	4	0	0	1	3	29.2	4.0	0.0	0.00	1.0	1.00	3.0	6	12	3C	4C	8	3	16	10	16	4	7	3C	14	10	3	4	15	3	14	10	3	4		
Smith	4	0	0	1	0	0	2	4.4	0.0	0.0	1.00	0.0	0.00	2.0	4	8	2	2	2	2	11	1	3	2	2	11	1	3	2	2	11	1	3	2	2	11	
Neto	8	3	2	1	1	0	2	7.4	1.3	0.7	0.67	0.7	0.00	0.7	5	10	2T	2T	3C	5	13	10	2	2	2	3C	5	13	10	2	2	3C	5	13	10	2	2
76ERS	265	47	28	11	15	5	116	246.3	44.0	25.0	7.00	13.3	3.00	109.8	52	115	40	51	60	36	139	52	115	40	51	60	36	139	52	115	40	51	60	36	139		
HEAT	265	47	27	8	18	4	137	246.3	40.8	22.8	6.50	11.3	3.25	112.0	51	109	31	45	59	39	137C	51	109	31	45	59	39	137C	51	109	31	45	59	39	137C		

## HEAT 2019-20 SEASON SERIES STATISTICS VS. 76ERS

PLAYER	G	GS	MIN	--FIELD GOALS--			--3-POINT FG--			--FREE THROWS--			--REBOUNDS--			PF	DQ	STL	TO	BLK	PTS	AVG	
				FG	FGA	PCT	FG	FGA	PCT	FT	FTA	PCT	OFF	DEF	TOT								AST
Butler	4	4	134	30	65	.462	2	7	.286	26	31	.839	10	18	28	19	6	0	9	5	1	88	22.0
Dragic	3	0	92	10	38	.474	6	15	.400	19	23	.826	2	6	8	14	7	0	2	6	1	61	20.3
Adebayo	4	4	134	27	54	.500	0	0	---	10	14	.714	7	18	25	18	10	0	5	6	3	64	16.0
Jones	3	0	107	15	25	.600	5	12	.417	6	7	.857	5	10	15	5	8	0	3	3	0	41	13.7
Robinson	4	4	124	15	32	.469	11	26	.423	13	15	.867	2	12	14	4	13	0	1	3	2	54	13.5
Nunn	4	4	107	19	42	.452	5	14	.357	8	10	.800	1	14	15	13	7	0	3	4	1	51	12.8
Herro	4	0	106	18	48	.375	9	22	.409	2	4	.500	0	15	15	9	2	0	2	5	1	47	11.8
Silva	2	0	25	6	7	.857	0	1	.000	0	0	---	2	4	6	3	5	0	1	2	1	12	6.0
Leonard	4	4	87	6	17	.353	4	11	.364	0	2	.000	3	19	22	3	8	0	0	2	2	16	4.0
Olynyk	4	0	69	6	11	.545	2	7	.286	0	0	---	2	13	15	3	3	0	0	4	1	14	3.5
HEAT	4	4	985	160	339	.472	44	115	.383	84	106	.792	34	129	163	91	69	0	26	45	13	448	112.0
76ERS	4	4	985	158	345	.458	49	136	.360	74	89	.831	45	131	176	100	89	0	28	53	12	439	109.8

-- SINGLE-GAME HIGHS --												-- AVERAGE PER GAME --					-- CAREER HIGHS (G=SET, T=TIRED THIS SEASON) --									
PLAYER	MIN	REB	AST	STL	TO	BLK	PTS	MIN	REB	AST	STL	TO	BLK	PTS	FG	FGA	FT	FTA	REB	AST	PTS					
Butler	42	9	9	3	4	1	38	33.5	7.0	4.8	2.25	1.3	0.25	22.0	15	33	21	25	12	11	53					
Dragic	35	6	3	1	4	1	24	30.7	2.7	4.7	0.67	2.0	0.33	20.3	12	21	9C	11C	10	13	30					
Adebayo	42	9	11	8	2	1	35	34.5	4.5	6.5	1.5	0.5	0.67	16C	35	55	16C	25C	15	15	47					
Jones	37	3	3	2	3	0	15	35.6	5.0	1.7	1.00	1.0	0.00	13.7	5C	9C	37	4T	6C	3C	15C					
Robinson	38	5	3	1	2	1	19	30.9	3.5	1.0	0.25	0.8	0.50	13.5	6C	11C	7C	9C	5C	3C	19C					
Nunn	41	5	5	1	2	1	26	26.8	3.8	3.3	0.75	1.0	0.25	12.8	9C	18C	4C	6C	5C	5C	26C					
Herro	36	10	6	3	2	1	25	26.3	4.8	3.3	0.75	1.0	0.25	12.8	10C	20C	10C	15C	10C	10C	30C					
Silva	20	6	3	1	2	1	10	12.3	3.0	1.5	0.50	1.0	0.50	6.0	5C	6C	0C	0C	4C	3C	10C					
Leonard	38	8	2	0	1	1	7	21.9	5.5	0.8	0.00	0.5	0.50	4.0	6	11	3	4	8T	2T	14					
Olynyk	31	7	2	0	2	1	7	17.3	3.8	0.8	0.00	1.0	0.25	3.5	12	19	6	8	9	5	30					
HEAT	248	47	48	4	4	13T	288	38.8	22.8	8.8	2.0	0.5	0.33	112.0	5	150	3	59	59	39	177					
76ERS	265	47	28	11	15	5	116	246.3	44.0	25.0	7.00	13.3	3.0	112.0	52	115	40	51	60	36	139					

PLAYER	-- SINGLE-GAME HIGHS --										-- AVERAGE PER GAME --										-- CAREER HIGHS (C=SET, T-TIED THIS SEASON) --														
	MIN	REB	AST	ST	TO	BLK	PTS	FG	FGA	PCT	MIN	REB	AST	STL	TO	BLK	PTS	FG	FGA	PCT	FT	FTA	PCT	REB	AST	PTS	FG	FGA	PCT	FT	FTA	PCT			
Butler	42	9	9	3	4	1	38	33.5	7.0	4.8	2.25	1.3	0.25	22.0	15	33	21	25	12	11	53	15	33	21	25	12	11	53	15	33	21	25	12	11	
Dragic	35	3	7	1	1	1	24	33.3	7.7	4.7	2.07	1.23	0.33	16.0	12	21	12	11	11	11	53	12	21	12	11	11	11	53	12	21	12	11	11		
Adebayo	49	11	2	3	2	23	33.3	6.3	4.5	1.25	1.5	0.25	12.0	10	13	11	11	53	10	13	11	53	10	13	11	53	10	13	11	53	10	13	11	53	
Jones	37	6	3	2	3	0	15	35.6	5.0	1.7	1.00	1.0	0.60	13.7	5C	9C	37	47	47	47	47	47	47	47	47	47	47	47	47	47	47	47	47	47	
Robinson	35	3	1	0	1	0	15	35.7	1.0	0.5	0.5	0.5	0.5	11.0	7C	9C	37	47	47	47	47	47	47	47	47	47	47	47	47	47	47	47	47	47	
Nunn	41	5	5	1	2	1	26	26.8	3.8	3.3	0.75	1.0	0.25	12.8	5C	18C	4C	6C	5C	5C	5C	5C	5C	5C	5C	5C	5C	5C	5C	5C	5C	5C	5C		
Herro	36	8	7	1	2	1	20	26.5	3.8	2.3	0.50	1.3	0.25	11.8	7C	13C	2C	4C	4C	4C	4C	4C	4C	4C	4C	4C	4C	4C	4C	4C	4C	4C	4C	4C	
Leonard	30	3	1	0	1	0	12	21.3	0.5	0.5	0.5	0.5	0.5	10.0	6C	6C	6C	6C	6C	6C	6C	6C	6C	6C	6C	6C	6C	6C	6C	6C	6C	6C	6C	6C	
Olynyk	30	8	2	0	1	1	20	21.9	5.0	0.8	0.0	0.5	0.50	4.0	6	11	3	4	8T	27	14	9	5	30	9	5	30	9	5	30	9	5	30	9	5
Glynn	31	7	2	0	2	1	7	17.3	3.8	0.8	0.0	0.0	0.25	3.5	12	19	6	8	8	8	8	8	8	8	8	8	8	8	8	8	8	8	8	8	
76ERS	265	47	27	15	11	6	112	26.8	5.8	2.2	0.8	0.5	0.33	11.2	5	16C	3	4	5	5	5	5	5	5	5	5	5	5	5	5	5	5	5	5	
76ERS	248	47	28	11	15	5	116	246.3	44.0	25.0	7.00	13.3	3.00	10.0	52	115	40	51	60	36	139	52	115	40	51	60	36	139	52	115	40	51	60	36	139



# MIAMI HEAT

## ALL-TIME MEETINGS

DATE	PHI	OPP	DATE	PHI	OPP	DATE	PHI	OPP	DATE	PHI	OPP	DATE	PHI	OPP
2/22/89	A	W 139	116/94	H	W 109	2/28/01	H	W 79	2/7/08	H	W 101	2/23/15	A	L 108
3/31/89	H	W 114	12/7/94	A	W 111	4/10/01	A	L 81	2/23/08	A	W 101	4/15/15	H	L 101
11/8/89	H	W 115	12/13/94	H	W 105	11/13/01	A	W 82	11/5/08	A	L 83	11/21/15	A	L 91
11/22/89	A	W 113	4/4/95	A	L 92	2/27/02	H	W 82	2/7/09	H	W 94	3/4/16	H	L 102
12/6/89	H	W 121	4/21/95	H	W 113	3/19/02	A	W 91	2/21/09	A	L 91	3/6/16	A	L 98
1/19/90	A	W 102	2/1/96	A	L 104	3/20/02	H	L 77	3/15/09	H	W 85	11/21/16	H	W 101
3/21/90	H	W 118	2/21/96	H	L 57	11/27/02	H	W 83	2/16/10	H	L 78	2/4/17	A	L 102
12/14/90	H	W 95	2/25/96	A	L 101	1/25/03	A	W 97	3/14/10	A	L 91	2/11/17	H	W 117
12/1/90	A	W 126	4/17/96	H	W 90	1/31/03	H	W 104	4/7/10	A	L 95	3/1/17	A	L 98
2/22/91	A	W 103	11/16/96	A	W 91	3/18/03	A	W 103	4/12/10	H	L 105	2/2/18	H	W 103
3/15/91	A	W 105	12/11/96	H	L 79	10/28/03	H	W 89	10/27/10	H	L 87	2/14/18	H	W 104
4/19/91	A	L 100	2/15/97	A	L 99	12/5/03	A	W 93	11/26/10	A	L 90	2/27/18	A	L 101
11/20/91	H	W 114	2/18/97	H	L 83	12/17/03	H	W 87	3/25/11	A	L 99	3/8/18	A	L 99
11/29/91	A	L 92	12/3/97	A	L 90	3/20/04	A	L 69	1/21/12	A	L 92	11/12/18	A	W 124
12/20/91	H	W 127	12/19/97	H	L 84	11/21/04	A	L 83	2/3/12	H	L 79	2/21/19	H	W 106
2/11/92	A	W 114	1/21/98	A	L 87	1/24/05	H	W 106	3/16/12	H	L 78	4/9/19	A	L 99
4/1/92	H	W 108	2/4/98	H	L 84	3/7/05	A	L 100	4/3/12	A	L 93	11/23/19	H	W 113
11/20/92	H	W 129	3/5/99	H	L 78	4/14/05	H	W 126	2/23/13	H	L 90	12/18/19	H	L 104
1/20/93	A	W 115	3/8/99	A	L 89	11/18/05	A	L 96	3/8/13	A	L 93	12/28/19	A	L 116
4/10/93	A	L 114	4/7/99	A	W 88	12/16/05	H	L 105	3/13/13	H	L 94	2/3/20	A	L 106
4/21/93	H	W 107	11/17/99	H	L 93	4/14/06	A	L 85	4/6/13	A	L 87			
12/18/93	A	L 90	12/1/99	A	L 83	11/5/06	H	W 107	10/30/13	H	W 114			
12/22/93	H	L 90	3/16/00	A	L 77	11/27/06	A	L 91	1/17/14	H	L 86			
2/5/94	A	W 96	4/10/00	H	W 96	1/19/07	H	W 98	4/16/14	A	W 100			
2/25/94	H	L 84	11/4/00	A	W 84	3/24/07	A	W 93	11/1/14	H	L 96			
3/5/94	A	L 83	11/17/00	H	W 94	12/26/07	H	W 96	12/23/14	A	W 91			

\* overtime  
 \*\*double-overtime  
 \*\*\*triple-overtime





# MILWAUKEE BUCKS



## GENERAL INFORMATION



Mike Budenholzer

Franchise Timeline (Established)	Milwaukee Bucks (1968-69)
Address	1111 N. Vel R. Phillips Ave., Milwaukee, WI 53203
Owners	Marc Lasry, Wes Edens, Jamie Dinan
General Manager	Jon Horst
Assistant General Manager	Milt Newton
Head Coach	Mike Budenholzer
Assistant Coaches	Darvin Ham, Charles Lee, Ben Sullivan, Patrick St. Andrews, Chad Forcier, Vin Baker, Josh Oppenheimer, Mike Dunlap
Head Video Coordinator	Blaine Mueller
Player Development Assistant	Schuyler Rimmer
Assistant Video Coordinator	Jordan Sears
Director of Performance	Dr. Troy Flanagan
Head Athletic Trainer	Scott Faust
Assistant Athletic Trainer	Michelle Ruan
Head of Strength and Conditioning	Suki Hobson
Senior Strength Coach	Michael Davie
Senior Physical Therapist	Andrew Small
Physical Therapist	Brett Bousquet
Equipment Manager	Trevor Poulson
Chief Communications Officer	Barry Baum
Vice President of Communications	Dan Smyczek
Sr. Communications Coordinator	Eric Kohlbeck
Home Court	Fiserv Forum (17,341)

## BROADCAST INFORMATION

Radio	WTMJ (620 AM/103.3 FM): Ted Davis, Dennis Krause (home games)
Television	FOX Sports Wisconsin: Jim Paschke, Marques Johnson, Steve Novak, Zora Stephenson

### 2020-21 SCHEDULE TBD

### ALL-TIME SERIES RESULTS

Overall	102-111
Home	55-49
Away	45-53
Neutral	2-2

### PLAYOFFS

Overall	29-20
Home	17-7
Away	12-13

## ALL-TIME SERIES INFORMATION

76ers Largest Margin of Victory	44, 11/16/68
76ers Most Pts. Scored	143, 3/3/69
76ers Fewest Pts. Scored	74, 3/12/11

Bucks Largest Margin of Victory	33, 4/15/87
Bucks Most Pts. Scored	142, 1/29/71
Bucks Fewest Pts. Scored	69, 1/30/08



# MILWAUKEE BUCKS

## 76ERS 2019-20 SEASON SERIES STATISTICS VS. BUCKS

PLAYER	G	GS	MIN	--FIELD GOALS--			--3-POINT FG--			--FREE THROWS--			--REBOUNDS--			PF	DQ	STL	TO	BLK	PTS	AVG		
				FG	FPA	PCT	FG	FPA	PCT	FT	FPA	PCT	OFF	DEF	TOT								AST	
Embiid	3	3	91	22	64	.344	7	18	.389	16	20	.800	8	25	33	13	14	0	1	7	4	67	22.3	
Harris	3	1	104	21	49	.429	10	26	.385	6	6	1.000	4	12	16	7	2	0	3	0	58	19.3		
Kokmaz	3	0	79	16	36	.444	9	17	.529	4	6	.667	1	9	10	2	1	0	3	0	1	45	15.0	
Burks (TOT)	2	0	48	8	26	.308	4	10	.400	7	8	.875	4	5	9	8	7	0	2	2	1	27	13.5	
Burks (PHI)	1	0	21	3	13	.231	1	5	.200	1	2	.500	2	2	4	1	2	0	2	1	0	8	8.0	
Richardson	2	2	43	11	30	.367	5	15	.333	0	0	----	3	3	6	5	2	0	1	0	0	27	13.5	
Milton	2	1	45	8	15	.533	6	9	.667	3	3	1.000	0	4	4	5	3	0	1	3	0	25	12.5	
Robinson (TOT)	2	2	49	9	21	.429	2	7	.286	1	1	1.000	4	5	9	3	4	0	5	2	0	21	10.5	
Robinson (PHI)	1	1	20	3	8	.375	0	3	.000	0	0	----	0	2	2	2	1	0	4	0	0	6	6.0	
Simmons	3	3	84	14	18	.778	0	0	----	3	8	.375	0	0	0	17	23	24	7	5	7	4	31	10.3
Horford	3	2	91	9	36	.250	9	25	.360	2	2	1.000	4	19	23	8	6	0	2	1	1	29	9.7	
Burke	1	0	10	1	3	.333	1	1	1.000	0	0	----	1	0	1	0	1	0	0	0	0	3	3.0	
Scott	3	0	39	3	9	.333	3	8	.375	0	0	----	1	5	6	1	2	0	0	1	0	9	3.0	
Shayok	1	0	7	1	3	.333	1	3	.333	0	0	----	0	1	1	0	0	0	0	1	0	3	3.0	
Thybulle	2	0	35	2	4	.500	1	3	.333	0	0	----	2	0	2	1	1	0	2	1	2	5	2.5	
Ennis	1	0	16	1	6	.167	0	4	.000	0	0	----	3	4	7	1	0	0	0	1	0	2	2.0	
Pelle	1	0	6	1	4	.250	0	0	----	0	0	----	1	3	4	0	1	0	0	1	2	2	2.0	
Neto	2	0	7	0	4	.000	0	0	.000	0	0	----	0	0	0	0	0	0	1	0	0	0	0.0	
Smith	1	0	0	0	0	----	0	0	----	0	0	----	0	0	0	0	0	0	0	0	0	0	0.0	
76ERS	3	720	116	299	.388	53	127	.417	35	47	.745	36	106	142	70	43	0	26	31	15	320	106.7		
BUCKS	3	720	137	280	.489	39	111	.351	27	39	.692	25	139	164	77	49	0	11	41	20	340	113.3		

PLAYER	-- SINGLE-CAREER HIGHS --						-- AVERAGE PER GAME --						-- CAREER HIGHS (C-SET, T-TIED THIS SEASON) --									
	MIN	REB	AST	ST	BL	PTS	MIN	REB	AST	STL	TO	BLK	PTS	FG	P	FTA	REB	AST	PTS	AVG		
Embiid	33	11	6	4	2	31	30.2	11.0	4.3	0.33	2.3	1.33	22.3	15	31	13	18	19	13	40		
Harris	38	7	4	1	0	25	34.6	5.3	2.3	1.00	1.0	0.00	19.3	13	23C	5T	7	19	5	30		
Kokmaz	28	5	1	3	0	17	26.4	3.3	0.7	0.00	0.0	0.33	15.0	7C	14C	2C	4C	5C	17	17C		
Burks (TOT)	26	5	7	2	1	19	23.9	4.5	4.0	1.00	1.0	0.50	13.5	8	13T	7	10	9	7C	20		
Burks (PHI)	21	4	1	2	1	8	21.4	4.0	1.0	2.00	1.0	0.00	8.0									
Richardson	37	5	4	1	1	18	31.7	3.0	2.5	1.00	0.5	0.50	13.5									
Milton	24	4	3	1	2	0	17	22.7	2.0	0.5	0.50	1.5	0.00	12.5	5C	9C	2C	2C	4C	3C		
Robinson (TOT)	29	7	2	4	0	15	24.5	4.5	1.5	2.50	1.0	0.00	10.5	6T	13C	2	7C	2T	17	27		
Robinson (PHI)	20	2	2	4	0	6	19.8	2.0	2.0	4.00	0.0	0.00	6.0									
Simmons	42	14	14	3	4	15	28.1	7.7	8.0	0.67	2.3	1.33	10.3	8	15	2	6	14C	15	16		
Horford	33	10	5	1	1	15	30.3	7.7	2.7	0.67	0.3	0.33	9.7	11	23	5	6	17	8	27		
Burke	10	1	0	0	0	3	10.0	1.0	0.0	0.00	0.0	0.00	3.0	9	19	5	6	5	8	23		
Scott	17	3	1	0	1	3	13.0	2.0	0.3	0.00	0.3	0.00	3.0	8	13	4	4	7	4	22		
Shayok	7	1	0	0	1	3	7.5	1.0	0.0	0.00	1.0	0.00	3.0	1C	3C	0C	0C	1C	0C	3C		
Thybulle	24	1	1	2	5	17.5	1.0	0.5	1.00	0.5	1.00	2.5	3C	3C	0C	0C	1C	1C	5C	5C		
Ennis	16	7	1	0	1	2	16.4	7.0	1.0	0.00	1.0	0.00	2.0	4	6T	2	4	7C	3	9		
Pelle	6	4	0	0	1	2	6.3	4.0	0.0	0.00	1.0	2.00	2.0	1C	4C	0C	0C	4C	0C	2C		
Neto	6	0	0	0	0	0	0.4	0.0	0.0	0.50	0.0	0.00	0.0	4	8	1	2	6	5	10		
Smith	0	0	0	0	0	0	0.0	0.0	0.0	0.00	0.0	0.00	0.0	1	5	0	0	6	3	6		
76ERS	240	50	29	10	12	7	121	240.0	47.3	23.3	8.67	10.3	5.00	106.7	55	121	46	60	66	37	143	
BUCKS	240	60	35	6	17	8	119	240.0	54.7	25.7	3.67	13.7	6.67	113.3	57	115	40	51	71	42	142	

## BUCKS 2019-20 SEASON SERIES STATISTICS VS. 76ERS

PLAYER	G	GS	MIN	--FIELD GOALS--			--3-POINT FG--			--FREE THROWS--			--REBOUNDS--			PF	DQ	STL	TO	BLK	PTS	AVG	
				FG	FPA	PCT	FG	FPA	PCT	FT	FPA	PCT	OFF	DEF	TOT								AST
G. Antetokounmpo	3	3	94	33	69	.478	3	19	.158	16	24	.667	5	46	51	21	8	0	2	10	2	85	28.3
Middleton	3	3	99	30	53	.566	10	23	.435	6	6	1.000	5	19	24	9	6	0	1	5	0	76	25.3
Bledsoe	2	2	60	11	25	.440	3	9	.375	1	3	.333	1	11	12	14	3	0	2	0	0	26	13.0
Hill	2	0	47	8	12	.667	3	4	.750	0	0	----	1	3	4	3	2	0	0	1	1	19	9.5
B. Lopez	3	3	83	10	24	.417	4	13	.308	0	0	----	3	11	14	8	8	0	0	1	4	24	8.0
R. Lopez	3	0	46	9	18	.500	4	11	.364	1	2	.500	1	2	3	2	4	0	0	2	3	23	7.7
DiVincenzo	3	1	70	8	19	.421	3	10	.300	1	2	.500	2	13	15	3	4	0	2	3	1	20	6.7
Connaughton	3	0	47	8	15	.533	1	2	.500	1	1	1.000	4	6	10	4	1	0	2	4	3	18	6.0
Matthews	3	3	76	7	14	.500	4	8	.500	0	0	----	1	8	9	7	5	0	0	3	1	18	6.0
Ilyasova	2	0	22	4	7	.571	1	2	.500	0	0	----	0	3	3	1	0	0	0	2	2	9	4.5
Korver	2	0	35	3	11	.273	2	7	.286	0	0	----	1	9	10	2	5	0	0	0	0	8	4.0
Brown	2	0	18	3	6	.500	0	1	.000	1	1	1.000	0	3	3	1	1	0	0	0	1	7	3.5
Williams (TOT)	2	0	35	2	5	.400	1	3	.333	0	0	----	1	5	6	2	3	0	2	1	2	5	2.5
Williams (MIL)	1	0	19	2	4	.500	1	3	.333	0	0	----	1	3	4	2	2	0	2	1	1	5	5.0
Wilson	1	0	9	3	3	.333	0	0	----	0	0	----	2	2	2	9	0	0	0	1	1	13	2.0
BUCKS	3	720	137	280	.489	39	111	.351	27	39	.692	25	139	164	77	49	0	11	41	20	340	113.3	
76ERS	3	720	116	299	.388	53	127	.417	35	47	.745	36	106	142	70	43	0	26	31	15	320	106.7	

PLAYER	-- SINGLE-GAME HIGHS --						--AVERAGE PER GAME--						--CAREER HIGHS (C-SET, T-TIED THIS SEASON)--									
	MIN	REB	AST	ST	BL	PTS	MIN	REB	AST	STL	TO	BLK	PTS	FG	FPA	FT	FPA	REB	AST	PTS		
G. Antetokounmpo	35	20	8	1	4	36	31.5	17.0	7.0	0.67	3.3	0.67	28.3	15	27C	19	21	20C	10	52		
Middleton	35	9	4	1	0	31	33.0	8.0	3.0	0.33	1.7	0.00	25.3	14	24	10	10	14	10	36		
Bledsoe	33	8	2	4	0	14	30.0	4.0	1.0	1.00	4.0	0.00	13.0	12	24	8	11	8C	11	27		
Hill	26	3	2	0	1	15	23.4	2.0	1.5	0.00	0.5	0.00	9.5	8	16	5	10	8	9	21		
B. Lopez	33	7	3	0	1	31	27.6	4.7	2.7	0.00	0.3	1.33	8.0	13	22	9	10	17	8	29		
Griffin	20	1	0	1	0	12	15.2	1.0	1.0	0.7	0.00	0.00	9.7	10	17	6	10	10	8	21		
Dilvincoene	26	7	2	2	1	18	23.2	5.0	1.0	0.67	1.0	0.33	6.7	3C	8C	1C	2C	7C	27	8C		
Connoughn	20	4	3	2	2	17	15.5	3.3	1.3	0.67	1.3	1.00	6.0	3T	6C	2	2	6	3C	9		
Griffin	40	8	3	0	0	20	23.3	3.0	2.3	0.00	0.0	0.33	6.0	10	17	6	10	10	8	21		
Ilyasova	15	2	1	0	2	2	10.9	1.5	0.5	0.00	1.0	1.00	4.5	10	17	6	6	18	6	27		
Korver	20	5	2	0	0	0	17.5	5.0	1.0	0.00	0.0	0.00	4.0	6	11	6	7	6	7	17		
Brown	12	3	1	0	0	1	7.8	1.5	0.5	0.00	0.0	0.50	3.5	5	12	1T	2	5	3	14		
Williams (TOT)	4	2	1	0	0	1	1.3	1.0	0.0	0.00	0.0	0.00	0.0	8	18	8	8	14	4	22		
Williams (MIL)	19	4	2	2	1	1	19.5	4.0	2.0	2.00	1.0	1.00	5.0									
Wilson	5	2	0	0	1	2	4.8	2.0	0.0	0.0	1.0	1.00	2.0	5	8	4	6	6	2	13		
BOOKS	240	35	6	17	8	119	248.0	54.7	25.7	3.67	16.0	6.0	113.3	37	113	43	51	7	42	142		
BOOKS	240	50	10	12	13	248	248.0	54.7	25.7	3.67	16.0	6.0	113.3	37	113	43	51	7	42	142		





# MILWAUKEE BUCKS

## ALL-TIME MEETINGS

DATE	PHI	OPP	DATE	PHI	OPP	DATE	PHI	OPP	DATE	PHI	OPP	DATE	PHI	OPP
11/16/68	H	W 136 92	11/13/78	H	W 118 103	1/12/88	A	L 103 106	2/16/99	H	L 92 93	3/12/11	A	L 74 102
12/6/68	A	W 121 112	11/25/78	A	L 126 127	2/11/88	H	W 119 113*	2/28/99	A	W 87 76	4/2/11	A	L 87 93*
12/8/68	N	W 122 107	2/18/79	H	W 110 107*	2/21/88	H	W 115 120*	4/6/99	H	W 85 87	1/6/12	H	W 94 82
12/31/68	A	W 123 107	3/9/79	A	L 113 119	3/30/88	A	W 134 109	11/27/99	A	W 82 79	3/5/12	A	L 93 97
2/28/69	N	W 128 102	12/12/79	H	W 112 91	4/11/88	A	W 115 102	1/3/00	A	W 124 120*	4/25/12	A	W 90 85
3/3/69	A	W 143 132	12/12/79	H	W 112 91	4/19/88	H	W 115 102	2/25/00	A	W 97 83	11/21/12	H	L 96 105
10/31/69	H	L 125 129*	10/10/80	H	L 103 106	11/9/88	A	L 103 114	2/13/01	A	W 107 104	12/21/13	H	L 102 110
11/29/69	A	W 129 111	11/9/80	A	W 136 121	12/13/88	H	L 91 109	2/26/01	H	L 91 98	2/13/13	H	W 100 92
12/2/69	H	L 114 122	1/15/81	H	W 105 97	4/8/89	H	L 103 113	3/17/01	H	L 78 87	11/22/13	H	W 115 107*
1/26/70	A	W 122 103	3/8/81	H	W 123 100	4/18/89	H	W 124 102	3/26/01	H	W 90 78	12/21/13	A	L 106 116
2/10/70	H	L 131 139	11/18/81	H	W 102 100	11/4/89	H	L 96 102	12/14/01	H	L 80 96	2/24/14	A	L 110 130
3/7/70	H	L 116 127	12/13/81	A	L 108 127	11/1/89	A	W 104 96	2/2/02	H	W 86 81	10/31/14	A	L 81 93
3/20/70	H	L 112 138	1/13/82	H	L 107 111	2/2/90	H	W 119 109	4/9/02	A	W 89 87	1/7/15	H	L 77 97
12/4/70	A	L 122 128*	3/16/82	A	L 91 106	2/4/90	A	W 105 102	10/30/02	H	W 95 93	2/25/15	A	L 88 104
12/30/70	H	W 119 107	3/30/82	A	L 114 116*	11/8/90	A	L 111 141	1/9/02	A	L 105 110*	4/13/15	H	L 97 107
1/29/71	H	L 118 142	4/18/82	H	W 110 86	12/4/90	H	W 109 108*	1/17/03	H	L 95 99	11/4/15	A	L 87 91
2/17/71	N	L 114 119	11/19/82	H	W 121 109	1/11/91	A	W 120 105	1/28/03	A	W 108 81	12/23/15	A	L 100 113
3/1/71	A	L 103 127	1/12/83	H	W 122 121	11/11/91	H	W 102 99	11/25/03	A	L 91 95	4/10/16	H	L 108 109*
10/23/71	H	L 88 110	1/23/83	A	L 96 107	12/21/91	A	L 97 110	1/5/04	H	L 76 88	1/16/17	A	W 113 104
11/14/71	N	L 114 125	3/19/83	A	W 105 97	3/14/92	A	L 105 110	3/8/04	H	W 97 92	1/25/17	A	W 114 109
1/28/72	H	L 118 127	3/23/83	H	W 104 101*	12/12/92	H	L 90 94	12/12/04	H	W 107 101	3/6/17	H	L 98 112
2/18/72	A	W 132 126	4/5/83	A	W 116 108	11/27/92	H	L 111 115	12/18/04	A	W 116 97	4/8/17	H	L 82 90
3/3/72	H	L 81 94	11/4/83	H	L 94 104	1/23/93	A	W 113 104	3/1/05	A	W 118 111	1/20/18	H	W 116 94
10/28/72	H	L 92 96	12/11/83	A	W 97 87	2/26/93	H	W 114 111	4/18/05	H	W 122 106	1/29/18	A	L 95 107
11/5/72	A	L 113 131	12/14/83	H	W 115 93	3/20/93	A	L 86 112	11/1/05	H	L 108 117*	3/4/18	A	L 110 118
1/16/73	A	L 92 108	1/5/84	A	W 103 102*	12/11/93	A	W 99 86	11/23/05	A	L 97 108	4/11/18	H	W 130 95
2/14/73	H	W 106 104	3/14/84	H	W 92 91	1/29/94	H	W 94 89	12/7/05	H	L 85 88	1/20/18	H	W 116 94
10/26/73	H	L 92 98	4/5/84	A	L 103 113	2/24/94	A	L 101 103	2/24/06	A	W 116 111	1/29/18	A	L 95 107
11/25/73	A	L 96 105	12/5/84	H	W 112 111	4/6/94	H	W 115 114	11/22/06	A	L 94 98	3/04/18	A	L 110 118
12/18/73	H	L 92 105	12/14/84	H	W 115 111	11/4/94	A	L 86 91	1/12/07	H	W 110 97	4/1/18	H	W 130 95
12/27/73	A	L 107 129	12/21/84	H	L 101 104	12/14/94	A	L 86 99	2/24/07	A	L 90 109	10/24/18	A	L 108 123
12/1/74	A	L 112 117	1/5/85	A	W 110 106	1/25/95	H	L 97 98	11/27/07	A	W 114 98	3/17/19	A	W 130 125
12/13/74	H	W 93 89*	2/26/85	A	L 97 116	2/4/95	A	W 102 96	1/8/08	H	L 83 87	4/4/19	H	L 122 128
1/12/75	A	L 88 99	3/22/85	H	L 112 131	12/22/95	H	L 94 99	1/30/08	H	W 112 69	10/24/18	A	L 108 123
1/31/75	H	L 97 101	10/25/85	A	L 117 119	1/17/96	H	L 100 111	3/9/08	A	W 119 97	3/17/19	A	W 130 125
11/11/75	A	L 81 108	11/10/85	H	W 105 97	2/13/96	A	W 104 101	12/17/08	H	W 93 88	4/4/19	H	L 122 128
11/12/75	H	L 84 107	2/17/86	H	L 106 111	1/1/96	H	L 103 111	1/7/09	A	W 110 105	12/25/19	H	W 121 109
1/7/76	H	W 112 102	3/7/86	A	L 95 125	10/20/97	H	L 104 114	4/2/09	H	W 105 95	2/6/20	A	L 101 112
1/20/76	A	W 111 108	3/28/86	H	L 94 116	2/1/97	A	W 109 100	10/30/09	H	W 99 86	2/22/20	A	L 98 119
12/12/76	A	W 107 102	11/5/86	H	W 107 101	4/11/97	A	L 118 126	1/27/10	A	L 88 91			
1/8/77	A	L 106 111	12/3/86	H	W 115 110*	10/31/97	H	L 88 103	3/24/10	A	W 101 86			
2/9/77	H	W 107 104	12/16/86	A	L 91 103	11/6/97	A	L 93 100	4/9/10	H	L 90 95			
11/19/77	H	W 111 100	3/21/87	A	W 105 102	3/4/98	H	W 87 80	11/19/10	H	W 90 79			
12/13/77	A	L 117 129	4/15/87	A	L 95 128	3/14/98	A	W 93 89	1/14/11	H	W 95 94			
3/24/78	H	W 131 122												

\* overtime



# MINNESOTA TIMBERWOLVES



## GENERAL INFORMATION



Ryan Saunders

Franchise Timeline (Established)	Minnesota Timberwolves (1989-90)
Address	600 Hennepin Avenue, Suite 300 Minneapolis, MN 55403
Owner	Glen Taylor
Chief Executive Officer	Ethan Casson
President of Basketball Operations	Gersson Rosas
Executive Vice President of Basketball Operations	Sachin Gupta
Assistant General Manager/Iowa Wolves General Manager	Gianluca Pascucci
Assistant General Managers	Joe Branch, Emmanuel Rohan
Vice President of Sports Science and Performance	Javair Gillet
Vice President of Basketball Operations and Player Wellness	Dr. Robby Sikka
Vice President of Layer Programs/Diversity and Inclusion	Tru Pettigrew
Head Coach	Ryan Saunders Associate
Head Coach/Defensive Coordinator	David Vanterpool
Assistant Coach/Offensive Coordinator	Pablo Prigioni
Assistant Coaches	Bryan Gates, Kevin Hanson, Kevin Burleson, Joseph Blair
Player Development/Defensive Associate	Pat Sullivan
Player Development/Offensive Associate	Jeff Newton
Quality Control Coach	Jason Hervey
Video Coordinator/Player Development Associate	Max Lefevre
Video Associate	Nick Reick
Player Development Associate	Greg Stiemsma
Basketball Operations & Coaching Analyst	Cole Fisher
Senior Player Personnel Scout	Zarko Durisic
Player Personnel Consultant	Rudy Tomjanovich
International Scouting Consultants	Stefano Lupattelli, Boris Vukobrat
Manager of Team Services	Rachel Saunders
Analytics Director	Aaron Blackshear
Personnel Scouting Coordinator	Saagar Sarin
College Scouting Coordinator	Josh Gershon
Basketball Operations Associate	Andrew Novak
Vice President of Player Health/Head Athletic Trainer	Gregg Farnam
Head Strength & Conditioning Coach	Bill Burgos
Assistant Athletic Trainers	Erin Sierer, Chris Williams
Assistant Strength & Conditioning Coach	Kurt Joseph
Director of Security	Tony Adams
Equipment Manager/Travel Coordinator	Peter Warden
Assistant Equipment Manager	Cory McCain
Custodian	Rob Burnett
Vice President, Team Medical Services	Dr. Sheldon Burns, M.D.
Sport Psychologist	Dr. Justin Anderson, Psy.D, LP
Vice President of Communications and Engagement	Bri Bauer
Communications Manager	Aaron Freeman, Sara Perez
Communications Coordinator	Corrie Hemry
Home Court	Target Center (19,356)

## BROADCAST INFORMATION

Radio	WCCO-AM 830: Alan Horton
Television	Fox Sports North: Dave Benz, Jim Petersen, Marney Gellner

### 2020-21 SCHEDULE

1/29/21 @ MIN

### ALL-TIME SERIES RESULTS

Overall	29-29
Home	18-11
Away	11-18

### PLAYOFFS

## ALL-TIME SERIES INFORMATION

76ers Largest Margin of Victory	38, 11/25/94
76ers Most Pts. Scored	119, 2x, last 2/9/10
76ers Fewest Pts. Scored	74, 10/30/01

Timberwolves Largest Margin of Victory	35, 12/8/04
Timberwolves Most Pts. Scored	126, 1/6/14
Timberwolves Fewest Pts. Scored	71, 11/25/94





# MINNESOTA TIMBERWOLVES

## 76ERS 2019-20 SEASON SERIES STATISTICS VS. TIMBERWOLVES

PLAYER	G	GS	MIN	-FIELD GOALS-			-3-POINT FG--			-FREE THROWS-			--REBOUNDS--			PF	DQ	STL	TO	BLK	PTS	AVG
				FG	FCA	PCT	FG	FCA	PCT	FT	FCA	PCT	OFF	DEF	TOT							
Embiid	1	1	20	7	14	.500	1	1	1.000	4	4	1.000	1	4	5	2	2	0	1	1	1	19.0
Harris	1	1	34	7	15	.467	3	3	.333	3	2	1.000	1	8	9	2	5	0	1	3	0	18.0
Korkmaz	1	0	22	5	10	.500	3	8	.375	4	5	.800	0	0	0	0	2	0	0	1	0	17.0
Burke (TOT)	3	2	88	16	28	.571	6	13	.462	12	12	1.000	2	12	14	10	10	0	4	8	3	50.167
Simmons	1	1	33	7	13	.538	0	0	----	2	4	.500	1	2	3	7	3	0	3	6	2	16.0
Horford	1	1	34	5	12	.417	1	3	.333	1	2	.500	5	11	16	4	4	0	0	1	0	12.0
Richardson	1	1	32	4	10	.400	2	4	.500	2	4	.500	1	3	4	1	2	0	4	3	0	12.0
Robinson (TOT)	2	2	73	10	21	.476	1	3	.333	1	2	.500	4	9	13	3	5	0	2	3	0	22.110
Thybulle	1	0	21	2	5	.400	1	3	.333	4	4	1.000	0	1	1	3	4	0	4	3	2	9.900
Ennis	1	0	19	3	7	.429	0	1	.000	2	2	1.000	5	6	11	1	0	0	0	2	1	8.800
Scott	1	0	18	2	3	.667	0	1	.000	0	0	----	0	2	3	5	0	0	0	2	0	4.400
Bolden	1	0	2	1	1	1.000	0	0	----	0	0	----	0	0	0	0	0	0	1	0	0	2.200
Neto	1	0	2	0	1	.000	0	0	----	0	0	----	0	1	1	0	0	0	0	0	0	0.000
O'Quinn	1	0	5	0	1	.000	0	0	----	0	0	----	0	1	1	0	0	0	0	0	0	0.000
76ERS	1	-	240	43	92	.467	9	25	.360	22	28	.786	16	40	56	24	27	0	14	22	6	117.170
TIMBERWOLVES	1	-	240	32	81	.395	10	35	.286	21	28	.750	6	28	34	12	21	0	13	22	6	95.950

PLAYER	MIN	REB	AST	ST	TO	BLK	PTS	--SINGLE-GAME HIGHS--			-----AVERAGE PER GAME-----			-CAREER HIGHS (C=SET, T=TIED THIS SEASON)-		
								FG	FCA	PCT	FG	FCA	PCT	FG	FCA	PCT
Embiid	20	5	2	1	1	1	19	20.0	5.0	2.0	1.00	1.0	1.00	19.0	10	20
Harris	34	9	2	1	3	0	18	33.7	9.0	2.0	1.00	3.0	0.00	18.0	14	24
Korkmaz	22	0	2	0	1	0	17	21.5	0.0	2.0	0.00	1.0	0.00	17.0	5C	10C
Burke (TOT)	34	9	8	4	2	25	29.5	4.7	3.3	1.33	2.7	1.00	16.7	8C	14	11
Simmons	33	3	7	3	6	2	16	32.7	3.0	7.0	3.00	6.0	2.00	16.0	8	13C
Horford	34	16	4	0	1	0	12	33.7	16.0	4.0	0.00	1.0	0.00	12.0	12	20
Richardson	32	4	1	4	3	12	31.5	4.0	1.0	4.00	3.0	0.00	12.0	4F	13	7
Robinson (TOT)	34	9	8	4	2	25	29.5	4.7	3.3	1.33	2.7	1.00	16.7	8C	14	11
Thybulle	21	1	3	4	3	2	9	21.0	1.0	3.0	4.00	3.0	2.00	9.0	2C	5C
Ennis	19	11	1	0	2	1	8	16.7	11.0	1.0	0.00	2.0	1.00	8.0	11	20
Scott	18	5	2	0	2	0	4	17.6	5.0	2.0	0.00	2.0	0.00	4.0	6	11
Bolden	2	0	0	1	0	0	2	2.3	0.0	0.0	0.00	0.0	0.00	2.0	7	10
Neto	2	1	0	0	0	0	2.3	1.0	0.0	0.0	0.00	0.0	0.00	0.0	3	7
O'Quinn	5	1	0	0	0	0	5.0	1.0	0.0	0.0	0.00	0.0	0.00	0.0	9	11
76ERS	240	56	24	14	22	6	117	24.0	56.0	24.0	14.00	22.0	6.00	117.0	55	97
TIMBERWOLVES	240	34	12	13	22	6	95	24.0	34.0	12.0	13.00	22.0	6.00	95.0	52	112

## TIMBERWOLVES 2019-20 SEASON SERIES STATISTICS VS. 76ERS

PLAYER	G	GS	MIN	-FIELD GOALS-			-3-POINT FG--			-FREE THROWS-			--REBOUNDS--			PF	DQ	STL	TO	BLK	PTS	AVG
				FG	FCA	PCT	FG	FCA	PCT	FT	FCA	PCT	OFF	DEF	TOT							
Russell (TOT)	1	1	37	10	22	.455	6	12	.500	2	5	.400	1	4	5	7	2	0	2	3	0	28.280
Wiggins	1	1	33	6	16	.375	1	6	.167	6	6	1.000	1	4	5	2	1	0	1	1	1	19.0
Teague	1	1	25	6	13	.462	2	4	.500	1	2	.500	0	1	1	5	4	0	3	0	15	15.0
Napier	1	0	25	4	9	.444	2	6	.333	3	3	1.000	0	0	0	0	1	0	2	3	0	13.130
Towns	1	1	23	5	7	.714	3	5	.600	0	0	----	1	5	6	1	2	0	2	3	1	13.130
Covington	1	1	26	2	7	.286	1	4	.250	2	2	1.000	1	2	3	0	3	0	1	2	2	7.700
Culver	1	0	16	2	8	.250	0	4	.250	1	4	.250	0	1	1	0	1	0	1	0	6	6.0
Graham	1	1	21	1	5	.200	0	4	.000	4	4	1.000	0	4	4	0	2	0	2	1	0	6.600
Layman	1	0	24	3	6	.500	0	1	.000	0	0	----	1	2	3	0	2	0	1	0	1	6.600
Bell	1	0	12	2	4	.500	0	0	----	1	1	1.000	2	2	4	0	1	0	0	3	0	5.500
Spellman (TOT)	1	0	19	2	7	.286	1	4	.250	0	0	----	0	4	4	0	2	0	0	1	0	5.500
Beasley (TOT)	2	0	19	3	7	.429	1	3	.333	0	0	----	0	2	2	1	0	0	0	2	0	7.350
Okojie	1	0	21	0	2	.000	0	0	----	3	6	.500	0	6	6	1	3	0	3	3	1	3.300
Evans (TOT)	1	0	7	1	2	.500	0	0	----	0	0	----	0	0	0	0	2	2	0	1	0	2.200
Turner (TOT)	1	0	7	0	1	.000	0	0	----	2	2	1.000	0	0	0	0	0	0	0	0	0	2.200
Vonleh	1	0	15	1	4	.250	0	1	.000	0	0	----	0	2	2	1	1	0	0	1	0	2.200
Hernanandez (TOT)	1	0	1	0	0	----	0	0	----	0	0	----	0	0	0	0	0	0	0	0	0	0.000
76ERS	1	-	240	32	81	.395	10	35	.286	21	28	.750	6	28	34	12	21	0	13	22	6	95.950
TIMBERWOLVES	1	-	240	43	92	.467	9	25	.360	22	28	.786	16	40	56	24	27	0	14	22	6	117.170

PLAYER	-- SINGLE-GAME HIGHS --							----- AVERAGE PER GAME -----							- CAREER HIGHS (C=SET, T=TIED THIS SEASON) -						
	MIN	REB	AST	ST	BLK	PTS		MIN	REB	AST	STL	TO	BLK	PTS	FG	PCT	FTA	REB	AST	PTS	
Russell (TOT)	37	5	7	2	3	28		36.9	5.0	7.0	2.00	3.0	0.00	28.0	16	28	4	5T	8	38	
Wiggins	33	5	2	1	1	19		33.0	5.0	2.0	1.00	1.0	1.00	19.0	14	24	11	12	10	5	
Teague	25	1	5	0	3	15		24.6	1.0	5.0	0.00	3.0	0.00	15.0	10	16	12	10	10	12	
Napier	25	0	1	2	3	13		24.8	0.0	1.0	2.00	3.0	0.00	13.0	7	14	7	9	3	6	
Towns	23	6	1	3	1	22		22.7	6.0	1.0	2.00	3.0	1.00	13.0	12	22	7	10	16	5	
Covington	26	3	0	1	2	7		25.9	3.0	0.0	1.00	2.0	2.00	7.0	2C	7C	2C	3C	0C	7C	
Culver	16	0	1	1	0	6		15.8	0.0	1.0	1.00	1.0	0.00	6.0	2C	8C	1C	2C	0C	3C	
Graham	21	4	0	2	1	0	6		21.0	4.0	0.0	2.00	1.0	0.00	6.0	5	9	4C	4C	1	12
Layman	24	3	0	1	0	6		23.6	3.0	0.0	1.00	0.0	1.00	6.0	3F	8	2	2	11	1	
Bell	12	0	0	0	3	0	5		12.3	0.0	0.00	3.0	0.00	5.0	2C	4C	1T	2	4C	2	
Spellman (TOT)	19	4	0	0	1	0	5		18.6	4.0	0.0	0.00	1.0	0.00	5.0	4	11	2	0T	11	
Beasley (TOT)	12	1	1	0	1	0	5		9.4	1.0	0.5	0.00	1.0	0.00	3.5	6	12	0T	3	17	
Okojie	21	6	1	3	1	3	21.4		6.0	1.0	3.00	3.0	1.00	3.0	1	6	3F	6C	17	6	
Evans (TOT)	7	0	2	1	0	0	7.3		0.0	1.00	0.00	0.0	0.00	2.0	1C	0C	0C	2C	0C	3	
Turner (TOT)	7	0	2	2	1	0	6.7		0.0	2.00	2.00	1.0	0.00	2.0	8	18	4	7	9	10	
Vonleh	15	2	1	0	1	0	2		15.1	2.0	1.0	0.00	1.0	0.00	2.0	4	7	3	6	11	
Hernanandez (TOT)	1	0	0	0	0	0	1.0		0.0	0.0	0.00	0.0	0.00	0.0	2	3	0T	0T	5	1	
76ERS	240	34	12	13	22	6	95		24.0	34.0	12.0	13.00	22.0	6.00	95.0	52	112	36	27	120	
TIMBERWOLVES	240	56	24	14	22	6	117		24.0	56.0	24.0	14.00	22.0	6.00	117.0	55	97	35	43	145	



# MINNESOTA TIMBERWOLVES

## ALL-TIME MEETINGS

DATE	PHI	OPP	DATE	PHI	OPP	DATE	PHI	OPP	DATE	PHI	OPP
11/10/89	A	L 118 125*	3/6/96	H	L 90 103	2/1/04	A	L 101 106	2/9/10	H	W 119 97
4/12/90	H	W 110 77	3/11/97	A	L 100 104	2/29/04	H	W 81 74	2/12/11	A	W 107 87
2/3/91	A	L 102 110**	3/14/97	H	W 109 95	12/8/04	H	L 84 119	3/4/11	H	W 111 100
4/14/91	H	L 88 96	12/17/97	H	L 90 94	1/7/05	A	L 84 89	2/19/12	A	L 91 92
12/13/91	A	W 104 95	4/10/98	A	L 102 107	12/12/05	H	W 90 89*	12/4/12	H	L 88 105
1/24/92	H	W 119 86	1/9/00	H	L 112 123	1/22/06	A	W 86 84	2/20/13	A	L 87 94
3/8/93	A	W 92 83	3/28/00	A	W 102 100	12/3/06	H	L 84 95	12/11/13	A	L 99 106
4/18/93	H	W 106 79	11/9/00	A	W 84 82	1/5/07	A	L 102 104*	1/6/14	H	L 95 126
3/15/94	A	L 87 96	12/1/00	H	L 91 96*	12/12/07	H	W 98 94	12/3/14	A	W 85 77
3/18/94	H	L 98 100	10/30/01	A	L 74 83	2/19/08	A	L 88 104	1/30/15	H	W 103 94
11/25/94	A	W 109 71	1/30/02	H	W 96 91	11/19/08	A	L 96 102	1/23/15	A	L 95 100
2/15/95	H	L 97 101	12/18/02	H	W 99 94	3/25/09	H	W 96 88	1/4/16	H	W 109 99
12/17/95	A	W 101 99	2/2/03	A	L 91 99	1/18/10	A	L 103 108*	11/17/16	A	L 86 110

\* overtime  
\*\*double-overtime





# NEW ORLEANS PELICANS



## GENERAL INFORMATION



Stan Van Gundy

Franchise Timeline (Established).....	New Orleans Hornets (2002-03), New Orleans Pelican (2013-14)
Address.....	5800 Airline Drive Metairie, LA 70003
Governor.....	Gayle Benson
President.....	Dennis Lauscha
Executive Vice President of Basketball Operations.....	David Griffin
General Manager.....	Trajan Langdon
Vice President of Basketball Operations/Team Development.....	Swin Cash
Head Coach.....	Stan Van Gundy
Assistant Coaches.....	Bob Beyer, Casey Hill, Fred Vinson, Rex Walters, Teresa Weatherspoon
Vice President of Player Care & Performance.....	Aaron Nelson
Head Athletic Trainer.....	Tom Maystadt
Head Strength & Conditioning Coach.....	Jason Sumerlin
Sr. VP of Communications/Broadcasting.....	Greg Bensel
Dir. of Basketball Communications.....	Matt Ryan
Basketball Communications Manager.....	Will McClaran
Basketball Communications & Broadcasting Coordinator.....	Chris Trahant
Corporate Communications Manager.....	Jordy Spitale
Home Court.....	Smoothie King Center (16,867)

## BROADCAST INFORMATION

Radio.....	ESPN New Orleans 100.3 FM: Todd Graffagnini, John DeShazier, Daniel Sallerson, Caroline Gonzalez
Television.....	Fox Sports New Orleans: Joel Meyers, Antonio Daniels, Jen Hale

### 2020-21 SCHEDULE

TBD

### ALL-TIME SERIES RESULTS

Overall.....	18-18
Home.....	11-7
Away.....	7-11

### PLAYOFFS

Overall.....	4-2
Home.....	2-1
Away.....	2-1

## ALL-TIME SERIES INFORMATION

76ers Largest Margin of Victory.....	21, 11/25/02
76ers Most Pts. Scored.....	116, 12/13/19
76ers Fewest Pts. Scored.....	72, 11/11/07

Pelicans Largest Margin of Victory.....	37, 11/16/13
Pelicans Most Pts. Scored.....	135, 11/16/13
Pelicans Fewest Pts. Scored.....	62, 11/7/12



# NEW ORLEANS PELICANS

## 76ERS 2019-20 SEASON SERIES STATISTICS VS. PELICANS

PLAYER	G	GS	MIN	-FIELD GOALS-				-3-POINT FG--				-FREE THROWS-				--REBOUNDS--				PF	DQ	STL	TO	BLK	PTS	AVG
				FG	FCA	PCT	FGA	PCT	FGA	PCT	FT	FPA	PCT	OFF	DEF	TOT	AST									
Harris	1	1	38	12	20	.600	1	3	.333	6	7	.857	0	5	5	2	1	0	0	0	0	0	31	31.0		
Embiid	1	1	31	6	16	.375	1	3	.333	11	14	.786	1	10	11	5	5	0	1	2	1	24	24.0			
Simmons	1	1	38	9	15	.600	0	0	---	6	10	.600	1	2	3	11	2	0	3	1	2	24	24.0			
Burke (TOT)	2	1	60	9	26	.346	0	9	.000	7	8	.875	2	10	12	8	5	0	4	1	0	25	12.5			
Robinson (TOT)	3	3	94	15	35	.429	2	9	.222	3	11	.000	6	12	18	5	4	0	2	1	1	35	11.7			
Ennis	1	0	15	4	6	.667	2	3	.667	0	1	1.000	1	1	2	3	5	0	0	1	1	10	10.0			
Richardson	1	1	26	4	10	.400	0	1	.000	0	2	.000	2	3	5	0	2	0	1	0	0	8	8.0			
Pelle	1	0	12	3	4	.750	0	0	---	0	0	---	2	3	5	2	5	0	0	2	3	6	6.0			
Scott	1	1	23	2	6	.333	1	4	.250	0	0	---	2	7	9	0	0	1	0	0	0	5	5.0			
Neto	1	0	11	1	3	.333	1	2	.500	0	0	---	0	1	1	0	2	0	1	0	0	3	3.0			
Thybulle	1	0	27	1	4	.250	1	2	.500	0	0	---	0	2	2	1	0	0	1	1	0	3	3.0			
Korkmaz	1	0	16	1	3	.333	0	2	.000	0	0	---	0	1	1	0	2	0	0	1	0	2	2.0			
O'Quinn	1	0	5	0	0	---	0	0	---	0	0	---	0	3	3	0	0	0	0	1	0	0	0.0			
76ERS	1	-	240	43	87	.494	7	24	.292	23	34	.676	0	35	47	64	24	24	7	11	8	116	116.0			
HORNETS	1	-	240	38	88	.432	9	24	.375	24	35	.686	12	33	45	24	29	2	5	9	2	109	109.0			

PLAYER	-- SINGLE-GAME HIGHS --						AVERAGE PER GAME						-CAREER HIGHS (C=SET, T-TIED THIS SEASON)-									
	MIN	REB	AST	ST	BLK	PTS	MIN	REB	AST	STL	TO	BLK	PTS	FG	FCA	FT	FPA	REB	AST	PTS		
Harris	38	5	2	0	0	31	37.5	5.0	2.0	0.00	0.0	0.00	31.0	12C	24	8	9	13	4	31C		
Embiid	31	11	5	1	2	24	31.1	11.0	5.0	1.00	2.0	1.00	24.0	11	23	11C	14C	19	5C	31		
Simmons	38	3	11	3	1	24	37.5	3.0	11.0	3.00	1.0	2.00	24.0	10	18	7	10C	12	11C	27		
Burke (TOT)	30	8	5	4	1	18	29.9	6.0	4.0	2.00	0.5	0.00	12.5	10	18	13	13	8T	6	24		
Robinson (TOT)	35	9	2	1	1	14	31.5	6.0	1.7	0.67	0.3	0.33	11.7	6C	13C	2T	2T	9C	2C	14C		
Ennis	15	2	3	0	1	10	14.6	2.0	3.0	0.00	1.0	1.00	10.0	5	8	5	6	10	3C	16		
Richardson	26	5	0	0	1	8	26.1	5.0	0.0	0.00	1.0	0.00	8.0	9	22	2	2T	7	4	22		
Pelle	12	5	2	0	2	6	11.5	5.0	2.0	0.00	2.0	3.0	6.0	3C	4C	0C	0C	5C	2C	24		
Scott	23	9	0	1	0	5	23.0	9.0	0.0	1.00	0.0	0.00	5.0	11	15	2	3	9C	3	9C		
Neto	11	1	0	1	0	3	10.5	1.0	0.0	1.00	0.0	0.00	3.0	4	9	4	0	3	3	9		
Thybulle	27	2	1	1	0	3	26.5	2.0	1.0	1.00	1.0	0.00	3.0	1C	4C	0C	0C	2C	1C	3C		
Korkmaz	16	1	0	0	1	2	16.3	1.0	0.0	0.00	1.0	0.00	2.0	6	0	0T	0T	3	1	5		
O'Quinn	5	3	0	0	1	0	5.0	3.0	0.0	0.00	0.0	1.00	0.0	6	8	2	2	10	5	14		
76ERS	240	47	24	7	11	8	116	240.0	47.0	24.0	7.00	11.0	8.00	116.0	44	101	28	34C	58	31		
HORNETS	240	45	24	5	9	2	109	240.0	45.0	24.0	5.00	9.0	2.00	109.0	52	104	32	40	56	31		

## PELICANS 2019-20 SEASON SERIES STATISTICS VS. 76ERS

PLAYER	G	GS	MIN	-FIELD GOALS-				-3-POINT FG--				-FREE THROWS-				--REBOUNDS--				PF	DQ	STL	TO	BLK	PTS	AVG
				FG	FCA	PCT	FGA	PCT	FGA	PCT	FT	FPA	PCT	OFF	DEF	TOT	AST									
Ingram	1	1	34	10	17	.588	1	3	.333	11	13	.846	0	6	6	0	6	1	0	1	0	32	32.0			
Redick	1	1	34	6	15	.400	3	5	.600	4	5	.800	0	3	3	3	3	0	1	2	0	19	19.0			
Holiday	1	1	35	4	18	.222	0	6	.000	4	5	.800	3	3	6	10	0	0	0	2	1	12	12.0			
Hart	1	0	31	3	4	.750	2	2	1.000	2	2	1.000	1	4	5	3	6	1	1	2	1	10	10.0			
Okafor	1	0	15	4	8	.500	0	0	---	1	3	.333	2	3	5	2	0	1	0	0	0	3	3.0			
Favors	1	1	15	4	10	.400	0	0	---	0	1	.000	3	5	8	0	1	0	0	0	0	8	8.0			
Hayes	1	0	18	3	4	.750	0	0	---	1	4	.250	1	4	5	1	3	0	0	0	0	7	7.0			
Ball	1	0	23	2	6	.333	1	3	.333	1	2	.500	1	1	2	3	0	1	1	0	0	6	6.0			
Alexander-Walker	1	0	10	1	3	.333	1	2	.500	0	0	---	0	1	1	1	0	2	1	0	0	3	3.0			
Williams	1	0	26	1	3	.333	1	3	.333	0	0	---	1	3	4	1	5	0	0	0	0	3	3.0			
PELICANS	1	-	240	38	88	.432	9	24	.375	24	35	.686	12	33	45	24	29	2	5	9	2	109	109.0			
76ERS	1	-	240	43	87	.494	7	24	.292	23	34	.676	9	38	47	24	24	0	7	11	8	116	116.0			

PLAYER	-- SINGLE GAME --						-- AVERAGE PER GAME --						-- CAREER HIGHS (C=SET, T=TIED THIS SEASON) --									
	MIN	REB	AST	ST	BL	PTS	MIN	REB	AST	STL	TO	BLK	PTS	FG	FCGA	FT	FPA	REB	AST	PTS		
Ingram	34	6	0	1	0	32	33.5	6.0	0.0	0.00	1.0	0.00	32.0	16	21	11C	13C	11	6	36		
Redick	34	3	3	1	2	19	34.2	3.0	3.0	1.00	2.0	0.00	19.0	8	18	6	7	6	4	23		
Holiday	35	6	10	0	2	12	34.6	6.0	10.0	0.00	2.0	1.00	12.0	11	24	7	8	7	13	34		
Hart	31	5	3	1	2	10	30.5	5.0	3.0	1.00	2.0	1.00	10.0	4	10	2C	2T	5T	3C	10C		
Okafor	15	5	2	0	0	9	14.7	5.0	2.0	0.00	0.0	0.00	9.0	7	9	2	4	5T	2C	15		
Favors	15	8	0	0	0	8	15.0	8.0	0.0	0.00	0.0	0.00	8.0	10	17	8	10	15	3	20		
Hayes	18	5	1	0	0	7	18.4	5.0	1.0	0.00	0.0	0.00	7.0	3C	4C	1C	4C	5C	1C	7C		
Ball	23	2	3	1	1	6	23.2	2.0	3.0	1.00	1.0	0.00	6.0	5	11	1C	2C	8	8	10		
Alexander-Walker	10	1	1	2	1	3	10.4	1.0	1.0	2.00	1.0	0.00	3.0	1C	3C	0C	0C	1C	1C	3C		
Williams	26	4	1	0	0	3	25.6	4.0	1.0	0.00	0.0	0.00	3.0	2	0	0T	0T	4C	2	4		
PELICANS	240	45	24	5	9	2	109	240.0	45.0	24.0	5.00	9.0	2.00	109.0	52	104	32	40	56	31	135	
76ERS	240	47	24	7	11	8	116	240.0	47.0	24.0	7.00	11.0	8.00	116.0	44	101	28	34	58	31	124	

## ALL-TIME MEETINGS

DATE	PHI	OPP	DATE	PHI	OPP	DATE	PHI	OPP	DATE	PHI	OPP	DATE	PHI	OPP										
11/19/02	A	L	98	99	1/28/05	A	L	95	99	3/2/09	H	L	91	98	11/16/13	A	L	98	135	12/10/17	A	L	124	131
11/25/02	H	W	108	87	11/21/05	H	W	103	91	1/11/10	H	W	96	92	11/29/13	H	L	105	121	2/09/18	H	W	100	82
4/13/03	H	L	89	94	12/2/05	A	L	86	88	2/5/10	A	W	101	94	1/16/15	H	W	96	81	11/21/18	H	W	121	120
11/5/03	H	L	99	106	1/23/07	H	W	102	96	12/2/10	H	W	88	70	1/26/15	A	L	74	99	2/25/19	A	W	111	110
1/21/03	A	W	92	86	1/31/07	A	W	89	78	1/3/11	A	L	77	84	2/19/16	A	L	114	121	12/13/19	H	W	116	109
1/30/04	H	W	85	82	11/11/07	H	L	72	93	4/12/11	A	W	101	93	4/5/16	H	W	107	93					
3/17/04	A	L	80	104	11/4/07	A	L	76	95	11/7/12	A	W	77	62	12/8/16	A	W	99	88					
1/17/05	H	W	95	91	1/26/09	A	L	86	101	1/15/13	H	L	99	111	12/20/16	H	L	93	108					

&lt;





# NEW YORK KNICKS



## GENERAL INFORMATION



Tom Thibodeau

Franchise Timeline (Established)	New York Knicks (1946-47)
Address	Two Pennsylvania Plaza; New York, NY 10121
Executive Chairman	James L. Dolan
President	Leon Rose
General Manager	Scott Perry
Head Coach	Tom Thibodeau
Assistant Coaches	Kenny Payne, Mike Woodson, Andy Greer, Darren Erman, Larry Greer
Head Athletic Trainer	Roger Hinds
Vice President, Media Relations	Gregg Schwartz
Home Court	Madison Square Garden (19,812)

## BROADCAST INFORMATION

Radio	ESPN Radio (98.7 FM): Ed Cohen, Brendan Brown
Television	MSG Network: Mike Breen, Walt Frazier

### 2020-21 SCHEDULE

12/26/20 ..... @NYKI

### ALL-TIME SERIES RESULTS

Overall	256-201
Home	145-67
Away	95-123
Neutral	16-11

### PLAYOFFS

Overall	21-12
Home	14-2
Away	7-10

## ALL-TIME SERIES INFORMATION

76ers Largest Margin of Victory	62, 12/25/60
76ers Most Pts. Scored	162, 12/25/60
76ers Fewest Pts. Scored	60, 3/13/54

Knicks Largest Margin of Victory	48, 2x last 4/21/94
Knicks Most Pts. Scored	152, 12/11/59
Knicks Fewest Pts. Scored	61, 2/17/52



# NEW YORK KNICKS

## 76ERS 2019-20 SEASON SERIES STATISTICS VS. KNICKS

PLAYER	G	GS	MIN	-FIELD GOALS-			-3-POINT FG--			-FREE THROWS-			--REBOUNDS--			PF	FO	STL	TO	BLK	PTS	AVG	
				FG	FCA	PCT	FG	FCA	PCT	FT	FCA	PCT	OFF	DEF	TOT								
Embiid	2	2	69	14	38	.368	1	11	.091	21	27	.778	5	24	29	7	0	0	6	4	50	25.0	
Harris	4	4	137	33	63	.524	10	21	.476	6	8	.750	2	23	25	15	10	0	2	7	3	82	20.5
Simmons	3	3	119	21	35	.600	1	1	1.000	11	22	.500	5	14	19	29	0	5	5	1	54	18.0	
Richardson	2	2	68	12	28	.429	1	9	.111	4	5	.800	1	9	10	7	4	0	3	7	29	14.5	
Burke (TOT)	2	0	51	8	24	.333	2	8	.250	7	7	1.000	1	8	9	4	3	0	2	2	25	12.5	
Burke (PHI)	1	0	18	2	10	.200	1	4	.250	2	2	1.000	0	4	4	2	1	0	0	0	7	7.0	
Milton	2	1	48	9	13	.692	5	7	.714	2	2	1.000	2	5	7	4	6	0	1	4	2	25	12.5
Ennis	3	0	54	9	14	.643	6	9	.667	13	15	.867	3	7	10	4	1	0	1	0	2	37	12.3
Robinson (TOT)	2	2	57	8	20	.400	2	6	.333	3	4	.750	4	3	7	4	5	0	1	2	0	21	10.5
Robinson (PHI)	1	1	21	2	4	.500	0	0	0	0	0	0	0	0	0	1	0	0	0	0	4	4.0	
Korver	4	2	94	15	34	.441	5	18	.278	4	5	.800	0	7	7	4	7	0	0	3	39	9.8	
Hoford	3	3	92	10	30	.333	5	11	.455	1	2	.500	3	17	20	15	4	0	3	3	2	26	8.7
Burke	2	0	32	5	10	.500	2	4	.500	2	2	1.000	1	0	1	5	1	0	1	2	0	14	7.0
Thybulle	4	2	80	7	20	.350	2	8	.250	2	2	1.000	2	5	7	6	4	0	5	2	1	18	4.5
Scott	4	0	71	6	19	.316	5	14	.357	0	0	0	0	0	0	5	11	16	4	10	2	17	4.3
Neto	2	0	14	3	8	.375	1	4	.250	0	0	0	0	0	1	2	1	0	0	0	2	7.5	
O'Quinn	1	0	14	1	2	.500	0	0	0	1	2	.500	3	7	10	1	4	0	0	1	3	3.0	
Pelle	2	0	28	0	0	0	0	0	0	0	0	0	0	0	0	0	0	0	2	6	3	1.5	
76ERS	4	-	960	149	330	.452	45	121	.372	72	98	.735	34	141	175	110	73	0	23	46	28	415	103.8
KNICKERBOCKERS	4	-	960	151	333	.453	35	93	.376	55	90	.611	37	129	166	79	87	2	19	50	18	392	98.0

PLAYER	-- SINGLE-GAME HIGHS --							-- AVERAGE PER GAME --					-- CAREER HIGHS (C=SET, T=TIED THIS SEASON) --										
	MIN	REB	AST	STL	BLK	PTS		MIN	REB	AST	STL	TO	BLK	PTS	FG	FCA	FT	FCA	REB	AST	PTS		
Embiid	35	17	5	0	3	27		34.5	14.5	3.5	0.00	3.0	2.00	25.0	11	24	13C	15C	17C	7	29		
Harris	35	8	7	1	4	24		34.2	6.3	3.8	0.50	1.8	0.75	20.5	14C	24	8	10	10	7C	34C		
Simmons	42	7	13	2	1	28		34.2	6.3	9.7	1.67	1.7	0.33	18.0	10	15C	8	14	22	13C	14C		
Richardson	34	7	4	2	7	18		34.2	5.0	3.5	1.50	3.5	1.50	14.5	8	15C	7	8	5	21	8		
Burke (TOT)	33	5	2	2	2	0	18	25.6	4.5	2.0	1.00	1.0	0.00	12.5	7	14C	6	9	7	4	18T		
Burke (PHI)	18	4	2	0	0	7		18.0	4.0	2.0	0.00	0.0	0.00	7.0									
Milton	32	4	4	1	3	19		24.2	3.5	2.0	0.50	2.0	1.00	12.5	6C	7C	2T	2T	4C	4C	19C		
Ennis	22	2	1	0	1	20		18.2	3.3	1.3	0.33	0.0	0.67	12.3	5	7T	9C	9C	4T	3	20C		
Robinson (TOT)	36	4	2	1	10	17		28.5	3.5	2.0	0.50	1.0	0.00	10.5	6C	14C	3C	4C	9	2T	17C		
Robinson (PHI)	21	3	2	0	1	4		21.1	3.0	2.0	0.00	1.0	0.00	4.0									
Korver	31	6	2	0	1	10	17	23.5	1.8	1.0	0.00	0.8	0.00	9.8	6C	12C	2C	3C	6C	2C	17C		
Hoford	34	7	9	2	1	15	30.5	6.7	5.0	1.00	1.0	0.67	8.7	11	18	7	10	19	10	25			
Burke	18	1	3	1	2	9	16.2	0.5	2.5	0.50	1.0	0.00	7.0	6	13	3	6	5	8	15			
Thybulle	29	3	2	2	1	7	19.9	1.8	1.5	1.25	0.5	0.25	4.5	3C	8C	2C	3C	2C	7C	3C			
Scott	24	6	2	2	1	12	17.7	4.0	1.0	0.50	0.8	0.25	4.3	11	22	3	3	14	3	10			
Neto	8	1	0	0	2	4	7.2	0.5	1.0	0.00	0.0	1.00	3.5	4	7	0T	0T	5	6	10			
O'Quinn	14	10	1	0	1	3	14.4	10.0	1.0	0.00	0.0	0.00	3.0	5	10	2	4	14	4	12			
Pelle	15	4	2	0	2	4	3	13.9	3.0	1.5	0.00	1.0	3.00	1.5	0C	0C	3C	4C	2C	3C			
76ERS	240	46	32	8	16	115	240	43.8	27.5	5.75	11.5	7.00	103.8	65	128	47	59	86	39	86	39	162	
KNICKERBOCKERS	240	48	28	14	6	105	240	41.5	19.8	4.75	12.5	4.50	98.0	61	134	40	56	95	38	152			

## KNICKS 2019-20 SEASON SERIES STATISTICS VS. 76ERS

PLAYER	G	GS	MIN	-FIELD GOALS-			-3-POINT FG--			-FREE THROWS-			--REBOUNDS--			PF	FO	STL	TO	BLK	PTS	AVG		
				FG	FCA	PCT	FG	FCA	PCT	FT	FCA	PCT	OFF	DEF	TOT									
Randle	4	4	143	27	57	.474	7	15	.467	22	33	.667	6	34	40	16	12	0	4	12	0	83	20.8	
Morris	3	1	110	22	50	.440	9	19	.474	9	10	.900	4	22	26	9	12	1	2	4	1	62	20.7	
Harkless (TOT)	1	1	26	6	9	.667	5	7	.714	0	2	0.000	0	4	4	2	0	0	0	1	0	17	17.0	
Harkless (NY)	1	1	26	6	9	.667	5	7	.714	0	2	0.000	0	4	4	2	0	0	0	1	0	17	17.0	
Payton	2	2	67	12	29	.414	0	4	.000	4	6	.667	3	10	13	19	4	0	1	1	1	28	14.0	
Barrett	3	3	100	18	38	.474	1	4	.250	4	5	.800	3	13	16	10	11	0	3	9	5	41	13.7	
Ntilikina	3	2	86	14	30	.467	4	9	.444	3	4	.750	0	6	6	4	8	0	1	5	1	35	11.7	
Gibson	3	3	55	11	17	.647	1	1	1.000	3	3	1.000	5	5	10	2	7	0	1	3	1	26	8.7	
Bulluck	2	1	52	7	15	.467	1	5	.200	1	1	1.000	1	3	4	3	5	0	3	3	0	16	8.0	
Smith	3	0	36	8	11	.727	2	3	.667	2	4	.500	2	2	4	4	4	0	0	0	0	7	20	6.7
Dotson	2	0	39	4	14	.286	2	6	.333	2	2	1.000	0	3	3	2	4	0	1	0	1	12	6.0	
Portis	4	1	72	8	25	.320	2	11	.182	1	4	.250	1	6	7	0	4	0	1	4	0	19	4.8	
Robinson	4	0	99	8	14	.571	0	0	0	3	10	.300	9	15	24	3	12	1	1	0	11	19	4.8	
Triax	2	0	23	3	8	.375	0	1	0.000	0	0	0	0	2	1	3	1	1	0	0	0	6	3.0	
Knox II	3	0	30	3	7	.429	1	3	.333	1	6	.167	1	4	5	3	1	0	0	1	1	8	2.7	
Ellington	2	0	21	0	5	.000	0	5	.000	0	0	0	0	1	1	1	2	0	1	0	0	0	0.0	
KNICKERBOCKERS	4	-	960	151	333	.453	35	93	.376	55	90	.611	37	129	166	79	87	2	19	50	18	392	98.0	
76ERS	4	-	960	149	330	.452	45	121	.372	72	98	.735	34	141	175	110	73	0	23	46	28	415	103.8	

PLAYER	-- SINGLE-GAME HIGHS --							-- AVERAGE PER GAME --							-- CAREER HIGHS (C=SET, T=TIED THIS SEASON) --										
	MIN	REB	AST	ST	TO	BLK	PTS	MIN	REB	AST	STL	TO	BLK	PTS	FG	PCT	FTA	FT	REB	AST	PTS				
Randle	38	12	5	3	5	3	30	35.8	10.0	4.0	1.00	3.0	0.00	20.8	11C	18T	9	17	5	9	13	14	22		
Morris	40	13	6	2	2	1	22	36.7	8.7	3.0	0.67	1.3	0.33	20.7	10	21C	5T	6C	13C	8	28				
Harkless (TOT)	26	4	2	0	1	0	17	26.5	4.0	2.0	0.00	1.0	0.00	17.0	6T	14	5	7	9	3	3	17C			
Harkless (NY)	26	4	2	0	1	0	17	26.5	4.0	2.0	0.00	1.0	0.00	17.0											
Payton	37	6	12	1	1	1	18	33.5	6.5	9.5	0.50	0.5	0.50	14.0	9	17	5	9	13	14	22				
Barrett	37	6	5	3	4	1	18	33.3	5.3	3.3	1.00	3.0	0.33	13.7	8C	13C	3C	4C	7C	5C	18C				
Stilkina	34	3	4	1	2	1	17	28.8	2.0	1.3	0.33	1.7	0.33	11.7	6C	14C	3C	4C	6	6	17				
Smith	42	1	1	3	3	3	23	9.7	2.3	0.7	0.33	1.7	0.33	16.7	9	17	5	9	13	14	22				
Bullock	35	3	2	3	3	0	14	26.1	2.0	1.5	1.50	1.5	0.00	8.0	6T	14	3	3	3	3	3	17			
Smith	15	3	2	0	3	0	13	12.0	1.3	1.3	0.00	2.3	0.00	6.7	9	19	3	3	3T	5	11	20			
Dotson	20	3	1	1	0	10	19.6	1.5	1.0	0.50	0.0	0.50	6.0	6	16	2T	3	4	5	5	14				
Robinson	24	2	0	1	0	0	18.1	1.8	0.0	0.25	1.0	0.50	4.0	15	26	5	6	14	3	3	3				
Knox	32	6	2	0	0	8	24.7	1.8	0.8	0.25	0.0	2.5	4.8	5	9	4	4	12	1	2C	4	19			
Trier	12	2	1	0	0	0	6	11.7	1.5	0.5	0.00	0.0	0.00	3.0	5	11	6	6	4	4	19				
Knox II	13	2	0	0	1	4	9.9	1.7	1.0	0.00	0.3	0.33	2.7	12	23	3	4T	7	2C	31					
Ellington	12	1	1	0	0	0	10.5	0.5	0.5	0.50	0.0	0.00	0.0	6	12	4	5	5	5	4	20				
ELLINGTON	24	2	0	0	8	6	24.8	1.8	0.8	0.25	0.5	0.5	5.5	6	13C	4	4	13	1	1	1				
SEAN BROOKERS	24	46	32	8	16	11	240.0	41.8	27.5	1.75	11.5	7.50	193.8	61	128	47	58	95	38	152					
7EERS	24	46	32	8	16	11	240.0	41.8	27.5	1.75	11.5	7.50	193.8	61	128	47	58	95	38	152					





# NEW YORK KNICKS

## ALL-TIME MEETINGS

DATE	PHI	OPP	DATE	PHI	OPP	DATE	PHI	OPP	DATE	PHI	OPP	DATE	PHI	OPP										
11/13/49	H	W	80	66	12/27/58	H	L	102	106	11/15/66	A	W	113	109	11/18/80	A	W	113	99	3/6/98	H	W	80	71
11/15/49	A	W	77	74	1/6/59	A	L	108	118	11/16/66	H	W	117	108	12/3/80	H	W	104	98	3/17/98	A	L	96	100
11/15/50	A	L	72	74	1/18/59	H	L	118	120	12/9/66	H	W	112	107	3/11/81	H	W	115	95	2/19/99	H	L	67	78
11/19/50	H	W	96	83	1/31/59	N	L	117	119	12/13/66	A	W	127	112	3/15/81	A	L	109	120	4/13/99	A	L	72	91
11/28/50	A	L	84	108	2/3/59	A	L	114	115	1/3/67	A	W	148	142*	11/14/81	A	W	109	102	4/19/99	H	W	72	67
2/17/50	H	W	95	86	2/5/59	N	L	98	111	1/5/67	N	L	104	112	12/16/81	H	L	115	117	4/29/99	A	L	70	85
1/6/51	A	L	87	85*	2/8/59	H	W	113	104	1/17/67	H	W	119	111	12/22/81	A	W	112	105	11/30/99	H	W	74	70
2/1/51	H	L	90	93	3/1/59	H	W	140	115	3/12/67	A	L	131	120	2/13/82	A	W	114	107	12/10/99	A	L	78	85
2/8/51	H	W	96	83	3/3/59	A	W	127	120	10/25/67	H	L	117	114	2/14/82	H	W	117	105	2/27/00	L	L	88	89
2/17/51	A	L	75	88	11/12/59	A	W	113	104	11/28/67	A	W	110	108	4/4/82	H	W	127	106	3/10/00	H	L	77	82
2/25/51	H	W	98	83	11/14/59	H	W	116	108	12/8/67	H	W	117	109	10/29/82	A	W	104	89	10/31/00	A	W	101	72
3/3/51	A	L	78	97	11/24/59	A	W	120	107	12/27/67	A	W	114	105	12/17/82	H	W	109	95	12/22/00	H	L	71	91
11/17/51	A	W	79	72	12/11/59	A	L	121	152	1/3/68	H	L	115	129	2/20/83	H	W	104	89	2/1/01	A	L	87	80
11/25/51	H	W	100	73	12/16/59	H	W	116	113	2/10/68	A	L	97	115	3/1/83	A	W	106	94	4/15/01	H	W	89	82
12/22/51	A	L	73	92	1/17/60	H	W	129	117	3/10/68	A	W	119	108	3/22/83	A	L	76	89	1/19/02	H	W	97	89
12/23/51	H	L	72	75	2/2/60	A	W	119	102	3/13/68	H	L	120	130	4/10/83	H	W	113	97	1/29/02	A	L	71	78
1/10/52	H	W	110	96	2/11/60	H	W	116	109	10/22/68	A	L	114	117	11/7/83	H	W	102	97	3/12/02	A	W	104	96
2/12/52	A	L	69	78	2/16/60	A	L	116	125	12/15/68	H	W	110	104	11/8/84	A	L	73	111	3/24/02	H	W	90	82
2/17/52	H	W	66	61	2/20/60	N	W	126	121	12/25/68	A	L	109	110	1/24/84	A	L	102	111	11/1/02	H	W	98	86
3/15/52	H	L	90	97	2/27/60	H	W	114	111	1/22/69	H	W	140	137**	2/19/84	H	W	101	97	11/16/02	A	L	93	92
3/16/52	H	L	84	90	3/1/60	A	W	124	121	1/28/69	A	L	88	121	4/8/84	H	W	109	108	1/10/03	H	L	112	114
11/22/52	A	L	68	98	3/5/60	H	W	132	115	3/9/69	H	W	110	101	4/14/84	A	W	103	100	4/11/03	A	L	112	108
11/23/52	H	W	76	73	11/11/60	A	L	108	112	3/11/69	A	L	101	121	12/9/84	H	W	110	94	11/22/03	A	L	88	99
12/14/52	A	L	93	98*	11/12/60	H	W	128	117	11/21/69	H	L	94	98	12/11/84	A	L	106	110	3/3/04	A	L	77	88
1/3/53	A	L	77	85*	12/3/60	H	W	130	113	12/13/69	A	W	100	93	1/15/85	A	W	93	82	3/12/04	H	W	99	94*
1/17/53	N	W	114	123	12/20/60	A	L	112	123	1/30/70	H	L	100	104	2/13/85	H	W	131	129	4/3/04	H	L	75	86
1/25/53	H	L	62	97	12/25/60	H	W	162	100	2/13/70	H	L	106	91	3/9/85	A	L	129	131**	11/9/04	A	L	88	96
2/15/53	H	L	81	85	1/3/61	H	W	129	104	2/14/70	A	L	114	116	3/15/85	H	W	119	110	12/17/04	H	L	107	113*
3/1/53	H	W	79	64	1/7/61	N	L	117	120	3/7/70	H	L	104	111	10/26/85	A	W	99	89	2/14/05	H	W	106	105
3/6/53	N	L	66	75	1/13/61	N	W	106	105	3/8/70	A	W	133	116	11/30/85	A	W	115	95	2/24/05	A	L	101	113
3/14/53	A	W	95	81	1/31/61	A	W	122	106	11/14/70	A	L	94	126	1/20/86	H	W	103	93	11/26/05	A	L	102	105*
11/21/53	A	L	67	68	2/15/61	A	L	127	129*	11/18/70	H	W	113	106	2/13/86	A	W	95	92	1/28/06	H	W	91	76
11/22/53	H	L	80	84*	2/16/61	H	L	132	120	12/12/70	A	L	101	118	3/12/86	H	W	105	95	3/31/06	A	W	117	112
12/25/53	A	L	80	89	2/26/61	H	W	126	110	1/30/71	A	W	106	105	4/2/86	H	W	93	87	4/2/06	H	W	114	95
1/13/54	N	W	93	72	3/7/61	A	L	114	105	2/7/71	H	W	98	114	11/2/86	H	W	98	84	12/3/06	H	W	98	77
1/28/54	H	W	70	66	11/11/61	H	W	135	109	3/5/71	H	L	121	116	1/9/87	H	L	84	94	1/10/07	A	L	99	106
1/30/54	A	L	65	66	11/15/61	N	W	114	102	10/30/71	A	W	108	101	1/27/87	A	W	108	103	2/21/07	H	W	104	84
1/31/54	H	W	114	70	12/22/61	N	L	109	110	1/17/72	H	W	117	113	2/16/87	A	W	111	101	4/4/07	A	L	92	90
2/4/54	N	W	90	82	12/1/61	A	L	100	118	2/5/72	A	L	104	112	3/4/87	H	L	99	102	12/7/07	H	W	101	90
3/13/54	A	L	60	67	12/12/61	A	W	126	124	2/6/72	H	L	107	109	4/6/87	A	L	101	108	12/8/07	A	W	105	77
3/14/54	H	W	113	83	1/1/62	A	W	123	116	3/4/72	A	L	115	118*	12/17/87	A	W	106	96	1/25/08	A	L	81	89
11/27/54	A	W	80	74	1/14/62	H	W	141	118	3/3/72	H	W	100	98*	1/15/88	H	W	119	104	2/20/08	H	W	124	84
11/28/54	H	W	79	77	1/31/62	H	W	138	109	10/23/72	A	L	98	111	1/16/88	A	W	110	96	11/23/08	H	W	116	87
12/1/54	N	L	86	88	2/9/62	A	L	111	120	11/10/72	H	L	106	125	3/4/88	H	L	108	110*	1/17/09	H	W	107	97
12/14/54	A	W	91	82	1/28/62	H	W	141	126	11/29/72	H	L	91	139	3/16/88	H	W	115	108	1/24/09	H	W	116	110
12/15/54	N	L	81	88	2/24/62	N	W	120	117	12/9/72	A	L	109	120	4/5/88	H	L	119	136	2/27/09	A	W	108	103
12/25/54	A	L	101	109	2/27/62	A	W	130	120	2/17/73	A	L	89	107	11/18/88	H	W	137	135	10/31/09	A	W	141	127*
12/26/54	H	W	97	92*	10/23/62	A	W	123	119	2/18/73	H	W	114	98	11/19/88	A	L	122	141	1/13/10	H	L	92	93
1/23/55	H	L	89	98	11/23/62	A	L	110	116	3/7/73	H	L	94	120	3/16/89	A	W	121	112	3/15/10	H	L	84	94
2/7/55	A	W	77	75	11/24/62	H	W	137	126	10/27/73	A	L	90	96	3/20/89	H	L	109	129	3/19/10	A	L	88	92
2/19/55	A	W	80	78	12/25/62	A	L	123	111	11/9/73	A	L	94	91	4/4/89	A	W	124	113	11/7/10	A	W	106	96
2/20/55	H	W	104	84	12/27/62	H	W	128	92	12/29/73	A	L	92	112	4/16/89	H	W	115	112	2/4/11	H	W	100	98
3/1/55	A	W	105	102	1/3/63	N	L	115	123	1/4/74	H	W	78	75	12/5/89	A	L	103	110	2/6/11	A	L	103	117
11/26/55	A	L	99	100	2/5/63	A	W	120	100	1/26/74	A	L	98	122	1/10/90	H	W	113	111	4/6/11	H	L	92	97
11/27/55	H	W	85	74	2/9/63	N	W	122	116	3/10/74	H	W	109	108	3/1/90	A	W	105	100	1/11/12	A	L	79	85
12/20/55	A	W	98	91	2/24/63	H	W	143	126	3/26/74	A	L	90	117	3/7/90	H	W	110	93	3/11/12	A	W	106	94
12/31/55	H	W	101	92	2/28/63	N	W	132	124	10/19/74	A	W	99	86	4/6/90	A	L	104	114	3/21/12	H	L	79	82
1/29/56	H	L	95	99*	3/5/63	A	W	131	121	11/20/74	H	L	95	105	11/17/90	A	L	79	106	11/4/12	A	L	84	100
2/4/56	A	W	103	94	3/7/63	H	W	129	118	12/6/74	H	L	88	96	1/19/91	H	L	97	112	11/5/12	H	L	88	110
2/10/56	N	W	94	88	10/25/63	H	L	112	136	12/25/74	H	W	104	97	1/21/91	A	L	116	117*	1/26/13	H	W	97	81
2/17/56	N	W	91	86	10/26/63	A	L	101	109	1/29/75	H	W	98	92	3/13/91	H	L	104	102	2/27/13	A	L	93	99
2/19/56	H	W	118	98	11/20/63	H	W	118	101	3/1/75	A	W	100	94	4/10/91	H	W	100	84	1/11/14	H	L	92	102
2/21/56	A	W	108	107**	11/30/63	A	W	132	125	3/3/75	H	W	91	87	4/16/91	A	L	99	108*	1/22/14	A	W		



# OKLAHOMA CITY THUNDER



## GENERAL INFORMATION



Mark Daigneault

Franchise Timeline (Established) .....	Seattle Supersonics (1967-68), Oklahoma City Thunder (2008-09)
Address .....	208 Thunder Drive, Oklahoma City, OK 73102
Chairman .....	Clay Bennett
Executive Vice President/General Manager .....	Sam Presti
Vice Presidents of Basketball Operations .....	Will Dawkins, Rob Hennigan
EVP/Chief Administrative Officer .....	Danny Barth
Head Coach .....	Mark Daigneault
Assistant Coaches .....	Dave Bliss, Mike Wilks, David Akinyooye, Mike Miller
Player Development Coaches .....	Zach Peterson, Kameron Woods
Vice President of Human & Player Performance .....	Donnie Strack, DPT, ATC
Senior Athletic Performance Coach .....	Andrew Paul
Vice President of Logistics & Engagement .....	Marc St. Yves
Vice President of Basketball Communications & Engagement .....	Matt Tumbleson
Senior Basketball Communications Lead .....	John Read
Basketball Communications Coordinators .....	Laila Wani, Shelby Willingham
Home Court .....	Chesapeake Energy Arena (18,203)

## BROADCAST INFORMATION

Radio .....	WWLS (98.1 FM/640 AM): Matt Pinto
Spanish Radio .....	WKY (930 AM): Eleno Ornelas
Television .....	Fox Sports Oklahoma: Michael Cage, Chris Fisher, Nick "Sparky" Gallo

### 2020-21 SCHEDULE

1/17/21..... @OKC

### ALL-TIME SERIES RESULTS

Overall .....	66-71
Home .....	33-32
Away .....	29-38
Neutral .....	4-1

### PLAYOFFS

## ALL-TIME SERIES INFORMATION

76ers Largest Margin of Victory .....	38, 12/20/67
76ers Most Pts. Scored .....	160, 12/20/67
76ers Fewest Pts. Scored .....	73, 1/2/98

Thunder Largest Margin of Victory .....	56, 3/6/93
Thunder Most Pts. Scored .....	149, 3/6/93
Thunder Fewest Pts. Scored .....	77, 1/4/02





# OKLAHOMA CITY THUNDER

## 76ERS 2019-20 SEASON SERIES STATISTICS VS. THUNDER

PLAYER	G	GS	MIN	-FIELD GOALS-			-3-POINT FG--			-FREE THROWS-			--REBOUNDS--			PF	DQ	STL	TO	BLK	PTS	AVG	
				FG	FGA	PCT	FG	FGA	PCT	FT	FTA	PCT	OFF	DEF	TOT								
Richardson	2	2	71	19	32	.594	5	10	.500	8	10	.800	1	4	5	6	10	0	2	5	0	51	25.5
Embiid	2	2	10	15	41	.366	4	11	.364	7	11	.636	4	17	21	8	8	1	3	0	49	24.5	
Harris	2	2	61	15	27	.556	7	10	.700	2	2	1.000	0	12	12	7	12	2	0	4	0	39	19.5
Simmons	2	2	83	12	20	.600	0	0	---	9	12	.750	11	15	26	16	10	1	2	7	0	33	16.5
Robinson (TOT)	3	3	91	17	33	.515	5	12	.417	7	9	.778	6	4	10	5	3	0	5	4	1	46	15.3
Burke (TOT)	2	2	20	12	34	.353	1	5	.200	5	5	1.000	1	8	9	7	5	0	2	4	1	30	15.0
Horford	2	2	70	11	22	.500	2	6	.333	1	2	.500	3	5	8	9	5	0	2	2	0	25	12.5
Burke	1	0	16	5	7	.714	2	3	.667	0	0	---	0	0	0	2	0	0	0	1	0	12	12.0
Scott	2	0	38	3	6	.500	3	5	.600	2	2	1.000	1	5	6	1	2	0	1	0	0	11	5.5
Korkmaz	2	0	45	3	12	.250	2	7	.286	1	1	1.000	0	3	3	4	0	0	0	0	0	9	4.5
Ennis	2	0	39	3	10	.300	1	3	.333	0	0	---	2	1	3	0	5	0	2	1	0	7	3.5
Neto	1	0	6	1	2	.500	1	2	.500	0	0	---	0	1	1	0	2	0	0	0	0	3	3.0
Thybulle	1	0	5	0	1	.000	0	1	.000	0	0	---	0	0	0	1	2	0	0	1	0	0	0.0
76ERS	2	-	505	91	180	.506	27	59	.466	30	40	.750	22	63	85	55	60	3	10	26	6	239	119.5
THUNDER	2	-	505	81	165	.491	22	53	.415	56	72	.778	20	63	83	39	45	1	10	26	6	240	120.0

PLAYER	-- SINGLE-GAME HIGHS --						-- AVERAGE PER GAME --						-- CAREER HIGHS (C-SET, T-TIED THIS SEASON) --								
	MIN	REB	AST	STL	BLK	PTS	MIN	REB	AST	STL	TO	BLK	PTS	FG	FGA	FT	FTA	REB	AST	PTS	
Richardson	37	3	4	1	4	28	35.4	2.5	3.0	1.00	2.5	0.00	25.5	10C	18	5C	6C	7	6	28C	
Embiid	38	12	8	1	2	31	35.1	10.5	5.0	0.50	1.5	0.00	24.5	12C	24C	12	13	12C	8C	34	
Harris	39	6	4	0	3	21	30.5	6.0	3.5	0.00	2.0	0.00	19.5	11	23	10	12	15	6	32	
Simmons	46	15	8	1	5	17	41.7	13.0	8.0	1.00	3.5	0.00	16.5	10	14	5C	8	15C	11	22	
Robinson (TOT)	36	6	5	2	2	1	25	30.4	3.3	1.7	1.67	1.3	0.33	15.3	9C	14C	4C	5C	11	5C	
Burke (TOT)	37	5	4	1	3	23	34.8	4.5	3.5	1.00	2.0	0.50	15.0	9C	22	8	10	14	6	24	
Horford	36	4	5	2	2	0	13	35.2	4.0	4.5	1.00	1.0	0.00	12.5	11	19	5	6	16	9	
Burke	20	0	2	0	1	12	15.6	3.0	2.0	0.00	1.0	0.00	12.0	10	23	6	7	6	9	25	
Scott	26	4	1	1	0	8	19.2	3.0	5.5	0.50	0.0	0.00	5.5	6	10	3	5	4	6	2	
Korkmaz	26	3	2	0	0	6	22.3	1.5	1.5	0.00	0.0	0.00	4.5	2C	7C	1C	1C	3C	2C	6C	
Ennis	22	2	0	1	1	0	5	19.7	1.5	0.0	1.00	0.5	0.00	3.5	4	7T	2	4	4	1	
Neto	6	3	0	0	0	3	6.4	1.0	0.0	0.00	0.0	0.00	3.0	3	6	2	3	4	5	7	
Thybulle	5	0	1	0	0	0	4.9	0.0	1.0	0.00	1.0	0.00	0.0	0C	1C	0C	0C	0C	1C	0C	
76ERS	265	43	31	6	16	0	120	252.5	42.5	27.5	5.00	13.0	0.00	119.5	63	115	36	62	86	39	160
THUNDER	265	47	22	7	13	3	127	252.5	41.5	19.5	5.00	13.0	3.00	120.0	64	127	52	67	75	38	149

## THUNDER 2019-20 SEASON SERIES STATISTICS VS. 76ERS

PLAYER	G	GS	MIN	-FT			-3-POINT FG--			-FREE THROWS-			--REBOUNDS--			PF	DQ	STL	TO	BLK	PTS	AVG	
				FG	FGA	PCT	FG	FGA	PCT	FT	FTA	PCT	OFF	DEF	TOT								
Gallinari	2	2	66	11	23	.478	6	13	.462	18	20	.900	1	13	14	4	3	0	1	3	0	46	23.0
Paul	2	2	71	13	29	.448	5	11	.455	14	14	1.000	2	14	16	11	8	0	1	4	0	45	22.5
Gilgeous-Alexand	2	2	77	15	32	.469	6	16	.375	7	11	.636	2	9	11	5	3	0	2	2	0	38	19.0
Adams	2	2	66	12	20	.600	0	0	---	7	10	.700	13	9	22	5	3	0	1	2	4	31	15.5
Schroder	2	0	62	11	24	.458	1	8	.125	6	11	.545	1	2	3	8	5	0	0	5	0	29	14.5
Ferguson	2	2	60	9	14	.643	7	11	.636	0	0	---	0	1	1	2	6	0	2	0	0	25	12.5
Diallo	1	0	17	3	8	.375	0	0	---	0	0	---	0	1	1	4	0	0	2	1	6	6.0	
Noel	1	0	18	2	3	.667	0	0	---	2	2	1.000	1	6	7	1	6	1	2	4	0	6	6.0
Bazley	2	0	35	3	6	.500	1	1	1.000	1	2	.500	0	5	5	0	1	0	2	0	8	4.0	
Nader	1	0	16	1	3	.333	0	1	.000	1	2	.500	0	1	1	0	3	0	1	1	3	3.0	
Muscala	2	0	17	1	3	.333	1	2	.500	0	0	---	0	2	2	2	3	0	0	0	3	1.5	
THUNDER	2	-	505	81	165	.491	22	53	.415	56	72	.778	20	63	83	39	45	1	10	26	6	240	120.0
76ERS	2	-	505	91	180	.506	27	58	.466	30	40	.750	22	63	85	55	60	3	10	26	6	239	119.5

PLAYER	MIN	REB	AST	ST	BLK	PTS	-- SINGLE-GAME HIGHS --			-- AVERAGE PER GAME --			-- CAREER HIGHS (C-SET, T-TIED THIS SEASON) --								
							MIN	REB	AST	STL	TO	BLK	PTS	FG	FGA	FT	FTA	REB	AST	PTS	
Gallinari	36	7	2	1	3	0	28	32.9	7.0	2.0	0.50	1.5	0.00	23.0	9	22	11T	14	13	5	30
Paul	38	8	6	1	4	0	27	35.5	8.0	5.5	0.50	2.0	0.00	22.5	11	20	12T	12T	10	15	30
Gilgeous-Alexand	40	9	3	2	0	24	38.5	5.5	2.5	1.00	1.0	0.00	19.0	9C	19C	5C	7	9C	5	24C	
Adams	35	15	4	1	2	24	33.1	11.0	2.5	0.50	1.0	2.00	15.5	10	16	6C	8C	15C	4C	24C	
Schroder	37	2	4	0	3	0	21	31.2	1.5	4.0	0.00	2.5	0.00	14.5	10	18	4T	7C	5	11	25
Ferguson	39	1	2	1	0	0	19	29.8	0.5	1.0	1.00	0.0	0.00	12.5	7C	9C	0T	0T	5	6	19C
Diallo	17	1	1	0	2	1	6	17.3	1.0	1.0	0.00	2.0	1.00	6.0	3C	8C	0T	0T	1C	1C	6C
Noel	18	7	1	2	0	0	6	17.4	7.0	1.0	2.00	4.0	0.00	6.0	4	7	2T	2T	7C	3	9
Bazley	18	4	0	0	2	0	5	17.4	2.5	0.0	0.00	1.0	0.00	4.0	2C	4C	1C	2C	4C	0C	5C
Nader	16	1	0	1	1	1	3	16.2	1.0	0.0	1.00	1.0	1.00	3.0	1T	3C	2	2T	3	0T	5
Muscala	13	1	1	0	0	0	3	8.4	1.0	1.0	0.00	0.0	0.00	1.5	7	10	4	7	9	4	14
THUNDER	265	47	22	7	13	3	127	252.5	41.5	19.5	5.00	13.0	3.00	120.0	64	127	52	67	75	38	149
76ERS	265	43	31	6	16	0	120	252.5	42.5	27.5	5.00	13.0	0.00	119.5	63	115	36	62	86	39	160



# OKLAHOMA CITY THUNDER

## ALL-TIME MEETINGS

DATE	PHI	OPP	DATE	PHI	OPP	DATE	PHI	OPP	DATE	PHI	OPP	DATE	PHI	OPP
10/27/67	H	W 132 115	10/11/72	H	L 100 105	2/27/80	A	W 101 98*	12/28/94	A	L 102 121	12/2/09	A	L 106 117
12/1/67	N	W 133 109	11/17/72	A	L 92 105	1/2/81	A	W 120 117*	1/30/95	H	L 104 109	3/30/10	H	L 93 111
12/12/67	N	W 118 107	1/7/73	A	W 85 82	1/18/81	H	W 113 92	11/14/95	H	L 107 115	11/10/10	A	L 103 109*
12/17/67	A	W 139 124	3/10/73	H	L 96 106	12/30/81	A	W 102 99	3/23/96	A	L 89 129	3/9/11	H	L 105 110*
12/20/67	A	W 160 122	11/18/73	A	L 91 95	1/23/82	H	W 100 87	12/9/96	A	L 94 118	2/29/12	H	L 88 92
2/14/68	H	W 149 125	12/12/73	H	L 93 100	1/21/83	H	W 130 117	1/2/97	A	L 82 96	11/24/12	H	L 109 116*
2/20/68	H	W 140 108	1/18/74	H	L 104 116	2/6/83	A	W 97 96	11/9/97	H	L 105 112	1/4/13	A	L 85 109
11/9/68	H	W 114 94	2/24/74	A	L 105 115	12/30/83	A	L 93 97*	1/2/98	A	L 73 90	1/25/14	H	L 91 103
11/11/68	N	W 127 117	11/10/74	A	L 95 109	3/9/84	H	W 92 84	3/22/99	A	L 76 92	3/4/14	A	L 92 125
12/18/68	A	W 115 111	11/29/74	H	L 119 121*	1/2/85	A	W 118 109	11/8/99	H	W 117 98	12/5/14	H	L 91 103
2/5/69	A	W 115 115	2/23/75	A	W 114 100	3/8/85	H	W 128 114	12/26/99	A	W 92 86	3/4/15	A	L 118 123*
2/21/69	A	W 115 109	2/28/75	H	W 112 111	12/8/85	H	L 100 105	1/5/01	H	W 121 89	11/13/15	A	L 85 102
3/19/69	H	W 136 115	11/28/75	H	W 113 94	1/28/86	A	W 106 99	3/19/01	A	L 89 93	3/18/16	H	L 97 111
11/8/69	H	L 117 125	12/14/75	A	L 105 114	11/11/86	A	W 121 114	1/4/02	A	W 87 77	10/26/16	H	L 97 103
11/15/69	A	L 136 146	2/20/76	A	L 92 111	1/21/87	H	W 129 123*	1/21/02	H	L 98 109	3/22/17	A	L 97 122
12/19/69	A	L 116 123	2/29/76	H	W 130 115	12/4/87	H	W 118 105	12/11/02	H	L 88 92	12/15/17	H	L 117119***
1/9/70	H	L 132 135	11/7/76	A	L 91 98	1/2/88	A	L 114 116	3/7/03	A	W 108 99	1/28/18	A	L 112 122
1/14/70	N	L 110 122	12/3/76	H	L 112 121	2/8/89	H	W 109 102	1/19/04	H	L 81 90	1/19/19	H	L 115 117
2/8/70	A	L 117 118	2/27/77	A	W 93 85	3/4/89	A	L 104 118	2/19/04	A	W 112 101	2/28/19	A	W 108 104
11/7/70	H	W 134 128	3/11/77	H	W 126 122	12/27/89	A	L 106 110	11/16/04	H	L 95 103	11/15/19	A	L 119 127*
12/8/70	H	L 104 107	11/16/77	H	W 101 96	2/16/90	H	W 100 96*	12/28/04	A	W 114 107	1/6/20	H	W 120 113
12/17/70	A	W 125 117	1/25/78	A	W 128 125	1/2/91	A	L 99 127	1/9/06	H	W 107 98			
1/24/71	A	W 145 119	2/12/78	H	W 109 99	2/19/91	H	W 107 104*	3/16/06	A	W 107 102			
2/21/71	A	L 128 135	2/26/78	A	L 97 99	12/14/91	A	W 112 93	11/15/06	A	W 96 90			
10/20/71	H	W 100 93	12/2/78	H	L 97 100	1/4/92	A	W 115 104	3/7/07	A	W 92 89			
11/21/71	A	L 117 127	12/22/78	A	W 103 95	12/9/92	H	W 115 104	12/31/07	A	W 98 90			
12/1/71	H	W 102 98	2/28/79	A	L 93 97	3/6/93	A	L 93 149	3/7/08	H	W 117 83			
3/9/72	A	W 128 123	3/14/79	H	L 96 99	11/30/93	H	L 80 92	11/15/08	H	W 110 85			
3/19/72	H	W 115 100	2/8/80	H	L 94 109	2/15/94	A	L 105 133	3/8/09	A	L 74 89			

\* overtime  
 \*\*double-overtime  
 \*\*\*triple-overtime





# ORLANDO MAGIC



## GENERAL INFORMATION



Steve Clifford

Franchise Timeline (Established) .....	Orlando Magic (1989-90)
Address .....	8701 Maitland Summit Blvd.; Orlando, FL 32810
Chairman/Governor .....	Dan DeVos
Chief Executive Officer/Alternate Governor .....	Alex Martins
President of Basketball Operations.....	Jeff Weltman
General Manager .....	John Hammond
Assistant General Manager.....	Pete D'Alessandro
Assistant General Manager .....	Matt Lloyd
Director of Player Development & Basketball Operations .....	Becky Bonner
Head Coach .....	Steve Clifford
Assistant Coaches ..	Mike Batiste, Tyrone Corbin, Pat Delany, Steve Hetzel, Bruce Kreutzer, Dylan Murphy
Associate Coach/Player Development .....	Lionel Chalmers
High Performance Director .....	Lindsay Winninger
Head Athletic Trainer .....	Ernest Eugene
Head Strength and Conditioning Coach .....	Nathan Spencer
Chief Communications Officer .....	Joel Glass
Senior Director of Communications .....	George Galante
Director of Public Relations .....	Trish Wingerson
Communications Manager .....	Brooke Brumbelow
Home Court .....	Amway Center (18,846)

## BROADCAST INFORMATION

Radio.....	FM 96.9 The Game (*simulcast with FOX Sports Florida), David Steele, Jeff Turner, Dante Marchitelli
Television .....	FOX Sports Florida: David Steele, Jeff Turner, Dante Marchitelli

### 2020-21 SCHEDULE

12/31/20 ..... @ORL

### ALL-TIME SERIES RESULTS

Overall .....	39-79
Home .....	25-34
Away .....	14-45

### PLAYOFFS

Overall .....	5-5
Home .....	3-2
Away .....	2-3

## ALL-TIME SERIES INFORMATION

76ers Largest Margin of Victory.....	24, 1/31/92
76ers Most Pts. Scored .....	130, 11/25/17
76ers Fewest Pts. Scored.....	70, 1/14/95

Bucks Largest Margin of Victory .....	46, 2/17/95
Bucks Most Pts. Scored .....	130, 2/28/16
Bucks Fewest Pts. Scored .....	61, 2/4/13



# ORLANDO MAGIC

## 76ERS 2019-20 SEASON SERIES STATISTICS VS. MAGIC

PLAYER	G	GS	MIN	-FIELD GOALS-			-3-POINT FG--			-FREE THROWS-			--REBOUNDS--			PF	DQ	STL	TO	BLK	PTS	AVG
				FG	FCA	PCT	FG	FCA	PCT	FT	FTA	PCT	OFF	DEF	TOT							
Embiid	2	2	69	15	39	.385	4	13	.308	13	17	.765	4	20	24	3	9	0	6	1	47	23.5
Robinson (TOT)	1	1	37	8	16	.500	3	6	.500	0	0	----	1	2	3	1	1	0	0	1	19	19.0
Harris	3	3	107	21	53	.396	5	16	.313	8	11	.727	10	26	36	13	10	0	2	7	1	55
Burke (TOT)	3	2	96	18	46	.391	4	17	.235	8	11	.727	3	12	15	9	5	0	3	3	0	48
Burke (PHI)	1	0	28	8	15	.533	3	7	.429	3	5	.600	1	3	4	2	3	0	0	1	0	22
Simmons	2	2	74	14	23	.609	0	0	----	3	6	.500	3	14	17	12	9	4	5	0	31	15.5
Horford	3	3	97	16	40	.400	4	15	.267	6	8	.750	7	14	21	9	8	0	1	4	2	42
Richardson	3	3	100	15	39	.385	4	10	.400	5	7	.714	1	8	9	12	9	0	5	4	1	39
Korkmaz	3	1	66	8	23	.348	3	12	.250	1	2	.500	0	4	4	0	5	0	3	3	1	20
Ennis	2	0	36	4	9	.444	1	2	.500	3	3	1.000	1	3	4	0	4	0	0	1	0	12
Neto	1	0	13	2	3	.667	0	0	----	2	2	1.000	0	2	2	0	1	0	1	2	1	6
Burke	1	0	9	1	1	1.000	0	0	----	3	3	1.000	0	0	0	0	0	0	0	0	0	5
O'Quinn	1	0	15	2	5	.400	1	2	.500	0	0	----	2	4	6	5	2	0	0	1	2	5
Milton	2	1	35	3	10	.300	0	5	.000	3	3	1.000	0	1	3	4	0	0	1	0	1	9
Thybulle	2	0	32	2	3	.667	0	1	1.000	0	0	----	1	2	3	2	3	0	2	1	3	4
Scott	3	0	40	2	8	.250	1	5	.200	0	0	----	0	8	8	0	2	0	1	3	0	5
76ERS	3	-	720	117	261	.427	26	88	.295	50	67	.746	30	113	143	67	69	0	19	40	12	302
MAGIC	3	-	720	112	262	.427	28	94	.298	59	82	.720	29	114	143	70	67	0	15	40	9	311

PLAYER	-- SINGLE-GAME HIGHS --						-- AVERAGE PER GAME --						-- CAREER HIGHS (C=SET, T=TIED THIS SEASON) --									
	MIN	REB	AST	STL	BLK	PTS	MIN	REB	AST	STL	BLK	PTS	FG	FCG	FTA	FTF	FTA	REB	AST	PTS		
Embiid	37	13	2	0	4	24	34.5	12.0	1.5	0.00	3.0	0.50	23.5	13	26	9C	13C	14	10	32		
Robinson (TOT)	37	3	1	0	1	19	37.5	3.0	1.0	0.00	1.0	1.00	19.0	8C	16C	4	4	8	13	19C		
Harris	40	15	6	2	3	14	35.8	12.0	4.3	0.67	2.3	0.33	18.3	10	21	7	8	15	15	22		
Burke (TOT)	36	6	4	3	2	0	22	31.9	5.0	3.0	1.00	1.0	0.00	16.0	8	21C	6	8	7	4C		
Burke (PHI)	2	4	2	0	1	0	22	27.5	4.0	2.0	0.00	1.0	0.00	22.0	0	0	0	0	0	0		
Simmons	39	9	7	4	3	0	18	37.2	8.5	6.0	2.00	2.5	0.00	15.5	9C	15	4	6C	13	10		
Horford	33	9	5	1	3	1	21	32.3	7.0	3.0	0.33	1.3	0.67	14.0	12	18	4	8	13	10		
Richardson	36	6	6	3	2	1	19	33.4	3.0	4.0	1.67	1.3	0.33	13.0	8	21	6	6	10	6		
Korkmaz	2	0	3	0	1	9	22.0	1.3	0.0	1.00	1.0	0.33	6.7	4C	11C	1C	2C	3T	1	9C		
Ennis	18	2	0	0	1	0	10	17.8	2.0	0.0	0.00	0.5	0.00	6.0	8	9	5	5	4	3		
Neto	13	2	0	1	2	1	6	12.7	2.0	0.0	1.00	2.0	1.00	6.0	4	11	3	3	3	7		
Burke	9	0	0	0	0	5	8.9	0.0	0.0	0.00	0.0	0.00	5.0	12	22	8	10	7	11	31		
O'Quinn	15	6	5	0	1	5	15.1	6.0	5.0	0.00	1.0	2.00	5.0	6	13	2	3	16	5	14		
Milton	25	4	8	0	0	1	6	17.3	2.5	4.5	0.00	0.5	0.00	4.5	6	8	2C	2C	4C	8C		
Thybulle	21	2	1	2	1	2	2	16.0	1.5	1.0	1.00	0.5	1.50	2.0	1	2	0	0	1	2C		
Scott	17	3	0	1	1	0	3	13.4	2.7	0.0	0.33	1.0	0.00	1.7	7	11	3	6	8	4		
76ERS	240	51	25	10	6	108	24.0	47.7	23.3	6.33	13.3	4.00	100.7	53	102	36	47	59	37	130		
MAGIC	240	48	27	6	16	5	112	240.0	47.7	23.3	5.00	13.3	3.00	103.7	53	108	38	47	59	35		

## MAGIC 2019-20 SEASON SERIES STATISTICS VS. 76ERS

PLAYER	G	GS	MIN	-FT COALS-			-3-POINT FG--			-FREE THROWS-			--REBOUNDS--			PF	DQ	STL	TO	BLK	PTS	AVG	
				FG	FCA	PCT	FG	FCA	PCT	FT	FTA	PCT	OFF	DEF	TOT								AST
Vucovic	3	3	101	27	52	.519	6	16	.375	2	4	.500	6	30	36	12	7	0	1	2	0	62	20.7
Gordon	2	2	70	11	28	.393	4	9	.444	11	13	.846	3	21	24	10	6	0	1	6	2	37	18.5
Fournier	3	3	97	21	42	.500	5	19	.263	8	13	.615	0	7	7	12	9	0	3	4	0	55	18.3
Ennis (TOT)	1	1	32	5	10	.500	1	4	.250	3	4	.750	3	6	9	0	5	0	2	0	14	14.0	
Ennis (ORL)	1	1	32	5	10	.500	1	4	.250	3	4	.750	3	6	9	0	5	0	2	0	14	14.0	
Fultz	3	2	71	11	28	.393	3	9	.333	9	14	.643	1	10	11	12	5	0	2	5	0	34	11.3
Carter-Williams	1	0	14	3	5	.600	0	0	---	5	7	.714	1	1	2	1	2	0	0	2	0	11	11.0
Augustin	3	2	80	10	27	.370	3	8	.375	9	10	.900	4	5	9	14	5	0	1	4	0	32	10.7
Rose	3	0	80	9	33	.273	5	18	.278	7	7	1.000	0	13	13	3	7	0	5	4	1	30	10.0
Isaac	2	2	65	7	16	.438	0	3	.000	2	2	1.000	4	7	11	2	5	0	1	3	4	16	8.0
Birech	2	0	35	5	6	.833	0	0	---	3	8	.375	6	4	10	1	7	0	0	3	0	13	6.5
Clark (TOT)	1	1	26	1	5	.200	1	5	.200	0	0	---	1	4	5	0	3	0	1	0	1	3	3.0
Clark (ORL)	1	1	26	1	5	.200	1	5	.200	0	0	---	1	4	5	0	3	0	1	0	1	3	3.0
Iwundu	2	0	35	2	8	.250	0	1	1.000	0	0	---	0	4	4	3	2	0	0	1	4	2.0	
Aminu	1	0	2	0	1	1.000	0	1	1.000	0	0	---	0	0	0	0	0	0	0	0	0	0	0.0
Bamba	1	0	14	0	1	1.000	0	1	1.000	0	0	---	0	2	2	0	4	0	0	1	0	0	0.0
MAGIC	3	-	720	112	262	.427	28	94	.298	59	82	.720	29	114	143	70	67	0	15	40	9	311	103.7
76ERS	3	-	720	113	271	.417	26	88	.295	50	67	.746	30	113	143	67	69	0	19	40	12	302	100.7

PLAYER	-- SINGLE-CAREER HIGHS --						-- AVERAGE PER GAME --						-- CAREER HIGHS (C=SET, T=TIED THIS SEASON) --											
	MIN	REB	AST	STL	BLK	PTS	MIN	REB	AST	STL	TO	BLK	PTS	FG	FCG	FTA	FTFA	REB	AST	PTS				
Vucovic	35	12	7	1	0	25	33.5	12.0	4.0	0.33	0.7	0.00	20.7	14	24	9	9	19	12	35				
Gordon	36	13	7	1	4	19	35.2	12.0	5.0	0.50	3.0	1.00	18.5	9	18	9	11	13	7	24				
Fournier	34	3	6	2	2	0	32.4	2.3	4.0	1.00	1.3	0.00	18.3	12	23	7	10	9	8	31				
Burke (TOT)	32	9	0	2	1	18	31.6	9.0	0.0	0.00	2.0	0.00	14.0	7	20	4	6	12	6	17				
Ennis (ORL)	32	9	0	2	0	14	31.6	9.0	0.0	0.00	2.0	0.00	14.0	7	20	4	6	12	6	17				
Fultz	28	4	6	1	3	0	13	23.5	3.7	4.0	0.67	1.7	0.00	11.3	5	12	4	6	4	6				
Carter-Williams	14	2	1	0	0	11	14.3	2.0	1.0	0.00	2.0	0.00	11.3	11	17	8	13	6	9	30				
Augustin	18	3	1	0	2	1	17.0	3.3	2.0	0.00	2.0	0.00	17.0	7	17	3	7	3	10	10				
Ross	28	7	2	2	3	17	26.7	4.3	1.0	1.67	1.7	0.33	10.0	10	16	6	6	7	5	24				
Isaac	35	6	2	1	2	13	32.3	5.5	1.0	0.50	1.5	2.00	20.0	6	12	27	27	7	2	16				
Birch	19	6	1	0	0	8	17.4	5.0	0.5	0.00	1.5	0.00	6.5	3	4	6	10	6	5	2				
Clark (TOT)	26	5	0	1	1	3	25.5	9.0	0.0	0.00	0.0	1.00	3.0	1	5	0	0	5	1	3				
Clark (ORL)	26	5	0	1	1	3	25.5	9.0	0.0	0.00	0.0	1.00	3.0	1	5	0	0	5	1	3				
Iwundu	19	2	2	0	0	1	17.3	2.0	1.5	0.00	0.0	0.50	2.0	4	5	2	2	6	3	11				
Aminu	2	0	0	0	0	0	1.5	0.0	0.0	0.00	0.0	0.00	0.0	0	12	5	6	16	3	20				
Bamba	14	2	0	1	0	0	14.3	2.0	0.0	0.00	1.0	0.00	0.0	2	6	0	0	7	4	2				
OGCIG	240	27	6	2	6	24	13.3	2.3	0.0	0.00	0.0	0.00	10.0	53	100	34	47	53	33	130				
76ERS	51	25	10	16	5	108	240.0	47.7	22.3	5.33	13.0	100.0	109.7	53	102	36	44	61	37	130				





# ORLANDO MAGIC

## ALL-TIME MEETINGS

DATE	PHI	OPP	DATE	PHI	OPP	DATE	PHI	OPP	DATE	PHI	OPP
11/18/89	A	L 103 116	1/23/96	A	L 90 105	3/17/02	H	L 103 105	11/6/08	A	L 88 98
1/24/90	H	W 125 103	2/20/96	A	L 104 123	4/14/02	A	W 95 89	11/26/08	H	L 94 96
2/8/90	A	L 99 101	3/4/96	H	L 97 110	10/29/02	A	L 88 95	2/28/09	H	L 100 106
2/26/90	H	W 129 110	4/19/96	H	L 92 112	1/12/03	H	L 105 107	10/28/09	A	L 106 120
12/11/90	A	W 119 114	11/29/96	H	W 100 91	2/14/03	H	W 99 98	3/1/10	H	L 105 126
3/18/91	H	W 99 91	1/7/97	A	L 88 109	3/31/03	A	W 118 113*	3/22/10	H	L 93 109
11/2/91	H	L 115 122	1/31/97	H	L 99 109	12/22/03	H	W 95 73	4/14/10	A	L 111 125
11/13/91	A	W 121 100	4/1/97	A	W 105 93	1/12/04	A	W 87 82	12/18/10	A	W 97 89
1/31/92	H	W 112 88	11/22/97	H	L 94 108	1/23/04	H	L 93 98	1/19/11	A	L 98 99*
2/26/92	A	L 89 95	12/8/97	A	L 86 95	4/14/04	A	L 89 98	2/9/11	H	L 95 99
4/15/92	A	L 99 102	3/9/98	H	L 78 88	11/14/04	H	W 96 87	4/11/11	H	L 85 95
11/18/92	H	L 110 120	4/6/98	A	L 92 113	11/27/04	A	L 99 105	1/30/12	H	W 74 69
12/15/92	A	L 107 119	2/6/99	H	W 95 75	1/22/05	A	L 111 115	2/15/12	A	L 87 103
1/18/93	H	W 124 118*	3/15/99	A	L 73 74	2/12/05	H	W 112 99	4/7/12	H	L 82 88
4/6/93	A	L 90 116	4/25/99	H	W 103 86	1/26/06	H	L 115 119*	4/16/12	A	L 100 113
4/15/93	H	W 101 85	11/10/99	A	L 105 110	1/29/06	A	W 89 81	2/4/13	H	W 78 61
11/6/93	A	L 89 114	1/14/00	H	W 102 100	3/24/06	H	L 86 102	2/26/13	H	L 84 98
1/22/94	H	L 112 121	3/19/00	H	W 89 85	4/15/06	A	L 97 102	3/10/13	A	L 91 99
3/9/94	H	L 101 117	4/9/00	A	L 80 92	11/3/06	A	W 105 103	11/27/13	A	L 94 105
3/11/94	A	L 105 112	11/3/00	A	W 87 80	12/9/06	A	L 84 86	12/3/13	H	W 126 125**
11/5/94	A	L 107 122	2/2/01	H	L 117 123**	4/14/07	H	L 87 104	2/26/14	H	L 90 101
11/12/94	H	L 103 116	3/28/01	H	L 95 96	2/1/08	H	L 106 108	3/2/14	A	L 81 92
1/14/95	A	L 70 91	4/12/01	A	L 77 101	2/22/08	A	L 99 115	11/5/14	H	L 89 91
2/17/95	A	L 83 129	1/9/02	H	L 91 102	2/27/08	H	W 101 89	12/21/14	A	W 96 88
4/8/95	H	W 109 99	2/23/02	A	L 87 105	3/21/08	A	L 95 113	2/22/15	A	L 98 103

\* overtime

\*\*double-overtime



# PHOENIX SUNS



## GENERAL INFORMATION



Monty Williams

Franchise Timeline (Established)	Phoenix Suns (1968-69)
Address	201 E. Jefferson St.; Phoenix, AZ 85004
Managing Partner	Robert Sarver
President & Chief Executive Officer	Jason Rowley
General Manager	James Jones
Senior Vice President, Basketball Operations	Jeff Bower
Assistant General Manager	Trevor Bukstein
Director, Basketball Strategy	Ryan Resch
Director, Player Personnel	Bubba Burrage
Head Coach	Monty Williams
Assistant Coaches	Willie Green, Kevin Young, Mark Bryant, Randy Ayers, Brian Randle
Director, Player Development	Riccardo Fois
Player Development Coach	Ben Strong
Senior Director, Player Health & Performance	Brady Howe
Director, Medical Services/Head Athletic Trainer	David Crewe
Director, Rehabilitation	Adam Loiacono
Vice President, Basketball Communications	Julie Fie
Director, Basketball Communications	Cole Mickelson
Chief Marketing & Communications Officer	Dean Stoyer
Home Court	Talking Stick Resort Arena (18,055)

## BROADCAST INFORMATION

Radio	Arizona Sports 98.7 FM: Al McCoy, Jon Bloom, Tim Kempton
Spanish Radio	KSUN La Mejor Radio (1400 AM, 106.5 FM): Arturo Ochoa, Juan Urresti
Television	Fox Sports Arizona: Kevin Ray, Eddie Johnson, Ann Meyers Drysdale

### 2020-21 SCHEDULE

2/13/21..... @PHX

### ALL-TIME SERIES RESULTS

Overall ..... 58-69

Home ..... 35-24

Away ..... 21-43

### PLAYOFFS

## ALL-TIME SERIES INFORMATION

76ers Largest Margin of Victory ..... 34, 2/15/70

76ers Most Pts. Scored ..... 159, 2/15/70

76ers Fewest Pts. Scored ..... 71, 3/23/01

Suns Largest Margin of Victory ..... 30, 11/14/86

Suns Most Pts. Scored ..... 143, 1/6/79

Suns Fewest Pts. Scored ..... 81, 1/2/02







DATE	PHI	OPP	DATE	PHI	OPP	DATE	PHI	OPP	DATE	PHI	OPP	DATE	PHI	OPP	
11/19/68	N	W 126	110	11/7/73	H	W 122	115	12/27/81	A	L 96	99	1/4/95	A	L 122	127
11/26/68	A	W 126	110	11/15/73	A	L 94	116	2/21/82	H	W 109	102	1/27/95	H	L 107	108
12/11/68	H	W 143	123	12/19/73	A	W 101	98	12/2/82	A	L 116	108	12/27/95	A	L 90	105
12/17/68	A	W 145	128	3/15/74	N	W 108	101	1/26/83	H	W 113	102	3/15/96	H	L 102	128
2/4/69	A	L 116	125	10/30/74	H	L 99	104	3/1/84	A	L 100	112	11/9/96	H	W 112	95
2/26/69	H	W 104	97	11/13/74	A	L 100	105	3/17/84	H	W 131	112	2/26/97	A	L 104	111
10/22/69	H	W 122	110	1/21/75	A	W 101	95	1/23/84	A	W 110	117	2/2/98	H	L 97	106
11/13/69	A	W 124	110	3/14/75	H	W 108	97	1/7/85	H	W 100	99	2/24/98	A	W 85	84
12/16/69	A	W 141	119	11/7/75	H	W 103	99	1/22/85	A	L 100	98	1/4/99	A	L 80	84
1/10/70	N	L 117	119	12/11/75	A	W 101	106	1/28/86	H	W 118	111	1/26/00	N	L 87	93
2/3/70	A	L 123	131	1/31/76	A	L 105	119	11/14/86	H	L 97	127	2/18/01	H	W 104	98
2/15/70	H	W 159	125	3/10/76	H	W 125	108	1/19/87	A	W 107	104	3/23/01	A	L 71	84
11/21/70	H	L 119	125	12/15/76	H	W 97	87	12/28/87	A	L 101	117	1/2/02	A	W 102	81
12/22/70	A	W 133	129*	1/27/77	A	L 94	111	1/4/88	H	W 122	114	4/3/02	H	W 89	83*
1/9/71	H	W 123	112	2/18/77	A	L 96	102	2/24/89	A	L 95	120	12/13/02	H	L 91	99
1/22/71	A	W 117	116	12/21/77	H	W 125	119	3/6/89	A	L 106	110	1/2/03	A	L 78	96
2/26/71	H	L 94	108	1/27/78	A	L 101	110	2/24/90	A	L 99	126	12/28/03	A	L 92	100
10/29/71	H	W 135	137**	3/5/78	A	W 104	92	4/1/90	H	W 141	112	3/24/04	H	W 99	94
11/23/71	A	L 107	128	11/17/78	H	W 95	94	12/28/90	A	L 96	115	11/5/04	H	L 98	108
12/21/71	A	L 119	124	1/6/79	H	L 139	143*	2/1/91	H	W 96	89	3/30/05	A	L 87	116
1/8/72	H	W 130	119	1/24/79	A	L 94	101	3/13/92	H	L 104	108	1/4/06	A	L 85	105
2/8/72	A	L 108	120	3/4/79	A	L 94	119	3/27/92	A	L 113	117	1/31/06	H	L 99	123
11/12/72	A	L 108	119	12/8/79	H	W 117	96	3/3/93	A	L 115	125	11/17/06	A	L 94	106
12/17/72	N	L 102	117	1/27/80	A	L 118	125	3/28/93	A	L 100	110	2/28/07	A	L 99	94
2/10/73	A	L 121	126	1/25/81	H	W 98	93	12/30/93	A	L 107	119	3/1/08	A	W 119	114
3/14/73	H	L 114	120	2/22/81	A	L 110	116	1/28/94	H	L 103	108	3/28/08	H	L 93	107

\* overtime

\*\*double-overtime

\* overtime

**\*\*double-overtime**





# PORTLAND TRAIL BLAZERS



## GENERAL INFORMATION



Terry Stotts

Franchise Timeline (Established).....	Portland Trail Blazers (1970-71)
Address.....	One Center Court; Suite 200; Portland, OR 97227
Chair.....	Jody Allen
Vice Chair.....	Bert Kolde
President of Basketball Operations.....	Neil Olshey
President & CEO.....	Chris McGowan
Head Coach.....	Terry Stotts
Associate Head Coach.....	Nate Tibbetts
Assistant Coaches.....	Dale Osbourne, Jim Moran, John McCullough and Jannero Pargo
Director of Player Health and Performance.....	Jesse Elis
Head Athletic Trainer.....	Geoff Clark
Assistant Athletic Trainer/Physical Therapist.....	Jessica Cohen
Sports Performance Specialist.....	Todd Forcier
Sports Performance Therapist.....	Charles Loftis
Physical Therapist/Sports Scientist.....	Logan Sullivan
Assistant General Managers.....	Bill Branch, Steve Rosenberry
Director of Player Personnel.....	Joe Cronin
Vice President, Basketball Communications.....	Jim Taylor
Basketball Communications Manager.....	Jacob Gifford
Basketball Communications Coordinator.....	Heavyn Jackson
Home Court.....	Moda Center (19,441)

## BROADCAST INFORMATION

Radio.....	Rip City Radio (620 AM): Travis Demers, Michael Holton
Television.....	NBC Sports Northwest: Jordan Kent, Lamar Hurd, Brooke Olzendam

### 2020-21 SCHEDULE

2/4/21.....	@PHI
2/11/21.....	@POR

### ALL-TIME SERIES RESULTS

Overall.....	59-56
Home.....	34-18
Away.....	22-38

### PLAYOFFS

Overall:.....	2-4
Home:.....	2-1
Away:.....	0-3

## ALL-TIME SERIES INFORMATION

76ers Largest Margin of Victory.....	28, 3/6/03
76ers Most Pts. Scored.....	153, 2/19/86
76ers Fewest Pts. Scored.....	71, 3/25/96

Blazers Largest Margin of Victory.....	42, 11/5/76
Blazers Most Pts. Scored.....	146, 11/5/76
Blazers Fewest Pts. Scored.....	60, 3/6/03



# PORTLAND TRAIL BLAZERS

## 76ERS 2019-20 SEASON SERIES STATISTICS VS. TRAIL BLAZERS

PLAYER	G	GS	MIN	-FIELD GOALS-			-3-POINT FG--			-FREE THROWS-			--REBOUNDS--			PF	DQ	STL	TO	BLK	PTS	AVG	
				FG	FCA	PCT	FG	FCA	PCT	FT	FCA	PCT	OFF	DEF	TOT								
Richardson	2	2	74	20	35	.571	7	16	.438	4	4	1.000	3	6	9	12	6	0	1	8	1	51	25.5
Burke (TOT)	4	1	124	29	69	.420	8	23	.348	16	17	.941	4	18	22	16	11	1	2	5	4	92	20.5
Burke (PHI)	1	0	23	8	14	.571	1	4	.250	3	3	1.000	2	3	5	2	0	0	0	1	0	20	20.0
Horford	2	2	53	18	33	.545	4	8	.500	0	0	----	3	8	11	12	8	0	1	5	3	40	20.0
Harris	2	2	69	17	34	.500	3	6	.500	2	2	1.000	3	11	14	6	4	0	1	1	2	39	19.5
Simmons	1	1	36	7	16	.438	0	0	----	4	5	.800	2	9	11	8	3	0	2	3	0	18	18.0
Milton	1	1	25	4	10	.400	0	3	.000	3	4	.750	0	0	0	2	0	0	0	1	0	11	11.0
Scott	2	0	32	9	16	.563	3	8	.375	0	0	----	2	2	4	3	5	0	0	0	0	21	10.5
Korkmaz	2	0	33	5	10	.500	4	7	.571	4	5	.800	0	4	4	2	2	0	1	1	2	18	9.0
Robinson (TOT)	3	2	78	10	23	.435	5	7	.714	1	2	.500	3	10	13	3	4	0	1	2	1	26	8.7
Robinson (PHI)	1	0	17	2	5	.400	0	0	----	0	0	----	0	3	3	0	1	0	1	1	0	4	4.0
Ennis	1	0	25	2	2	1.000	1	1	1.000	2	2	1.000	2	5	7	1	4	0	3	0	0	7	7.0
O'Quinn	2	0	23	4	11	.364	1	6	.167	0	1	1.000	4	5	9	5	3	0	0	1	0	9	4.5
Neto	1	0	6	2	3	.667	0	0	----	2	2	1.000	2	2	0	0	0	0	0	0	0	4	4.0
Thybulle	2	1	50	2	8	.250	1	4	.250	0	0	----	4	5	9	4	6	0	5	2	2	5	2.5
Embiid	1	1	6	1	6	.167	0	0	----	0	1	1.000	2	2	4	1	1	0	0	1	0	2	2.0
Pelle	1	0	8	0	1	.000	0	0	----	1	2	.500	0	2	2	0	3	0	1	1	1	1	1.0
76ERS	2	2	480	101	204	.495	25	63	.397	23	29	.793	27	67	94	60	46	0	17	26	11	250	125.0
TRAIL BLAZERS	2	2	480	88	169	.521	30	69	.435	46	54	.852	11	66	77	40	37	0	15	28	10	252	126.0

PLAYER	-- SINGLE-GAME TOWNS --							AVERAGE PER GAME							--CAREER HIGHS (C-SET, T-TIED THIS SEASON)--																
	MIN	REB	AST	STL	BLK	PTS		MIN	REB	AST	STL	TO	BLK	PTS	FG	PCT	FTA	FT	FTA	REB	AST	PTS	FG	PCT	FTA	FT	FTA	REB	AST	PTS	
Richardson	38	5	6	1	5	1	34	37.0	4.5	4.0	0.50	4.0	0.50	25.5	13C	20C	5	6	5T	6C	31C										
Burke (TOT)	39	7	8	1	2	3	33	31.0	5.5	4.0	0.50	1.3	1.00	20.0	8C	20C	11	15	7C	5C	21C										
Burke (PHI)	23	5	2	0	1	0	20	23.5	5.0	2.0	0.00	1.0	0.00	20.0																	
Horford	30	6	7	1	4	2	25	26.4	5.5	6.0	0.50	2.5	1.50	20.0	12C	24C	4	6	17	7C	25C										
Harris	36	7	3	1	2	23	34.3	7.0	3.0	0.50	0.5	1.00	19.5	15	22	6	8	12	5	39											
Simmons	36	11	8	2	3	0	18	36.4	11.0	8.0	2.00	3.0	0.00	18.0	11	20	7	10	11C	10	29										
Milton	25	0	2	0	1	0	11	24.6	0.0	2.0	0.00	1.0	0.00	11.0	4C	10C	3C	4C	0C	2C	11C										
Scott	16	4	2	0	0	12	16.2	2.0	1.5	0.00	0.0	0.00	10.5	5T	9T	2	4	7		2T	15										
Korkmaz	20	3	2	1	1	1	16	16.3	2.0	1.0	0.50	0.5	1.00	9.0	6C	12C	4C	5C	3T	2C	11C										
Robinson (TOT)	31	6	3	1	1	1	17	26.0	4.3	1.0	0.33	0.7	0.33	8.7	6T	13C	1T	2C	6C	3C	17C										
Robinson (PHI)	17	3	0	1	1	0	4	17.4	3.0	0.0	1.00	1.0	0.00	4.0																	
Ennis	25	7	3	0	0	7	24.9	7.0	1.0	3.00	0.0	0.00	7.0				4	10	2T	3	7C	1T	10								
O'Quinn	18	5	0	1	1	0	9	11.6	4.5	2.5	0.00	0.5	0.00	4.5	7	10	3	4	1	5C	14										
Neto	6	2	2	1	0	0	4	6.0	2.0	2.0	1.00	0.0	0.00	2.0	3	8	2	2	4	5	7										
Thybulle	33	9	3	3	2	1	3	25.0	4.5	2.0	2.50	1.0	1.00	4.5	1C	5C	0C	0C	9C	3C	3C										
Embiid	6	4	1	0	1	0	2	5.7	4.0	1.0	0.00	1.0	0.00	2.0	11	21	5	9	12	5	29										
Pelle	8	2	0	1	1	1	1	8.1	2.0	0.0	1.00	1.1	1.00	1.0	0C	1C	1C	2C	0C	0C	1C										
76ERS	240	48	36	11	15	8	129	240.0	47.0	30.0	8.50	13.0	5.50	125.0	61	110	48	59	68	36C	153										
TRAIL BLAZERS	240	41	21	8	18	6	128	240.0	38.5	20.0	7.50	14.0	5.00	126.0	55	115	45	59	69	41	146										

## TRAIL BLAZERS 2019-20 SEASON SERIES STATISTICS VS. 76ERS

PLAYER	G	GS	MIN	-FIELD GOALS-			-3-POINT FG--			-FREE THROWS-			--REBOUNDS--			PF	DQ	STL	TO	BLK	PTS	AVG	
				FG	FCA	PCT	FG	FCA	PCT	FT	FCA	PCT	OFF	DEF	TOT								
Lillard	2	2	79	27	44	.614	12	23	.522	18	19	.947	0	8	8	16	2	0	4	13	0	84	42.0
Hood	1	1	31	9	11	.818	4	6	.667	3	4	.750	0	2	2	1	1	0	1	0	25	25.0	
Anthony	1	1	36	6	13	.462	2	4	.500	6	6	1.000	0	7	7	0	1	0	2	1	1	20	20.0
McCullum	2	2	77	13	32	.406	2	10	.200	4	4	1.000	0	10	10	5	5	0	1	3	0	32	16.0
Labissiere	1	0	23	3	9	.333	0	0	---	1	2	.500	1	3	4	2	4	0	0	1	1	15	15.0
Nurkic	1	1	29	5	9	.556	1	1	1.000	5	5	1.000	1	5	6	3	5	0	2	3	15	15.0	
Hexonja	2	1	62	9	20	.450	4	9	.444	1	2	.500	3	16	19	6	7	0	4	2	0	23	11.5
Tolliver	1	1	27	2	6	.333	1	3	.333	3	4	.750	1	1	2	1	1	0	0	1	0	8	8.0
Bazemore	1	0	26	2	5	.400	1	1	1.000	2	4	.500	0	6	6	1	4	0	2	2	2	7	7.0
Simons	2	0	16	4	7	.571	3	6	.500	2	2	1.000	0	1	1	2	1	0	0	2	1	13	6.5
Gabriel (TOT)	1	0	12	1	2	.500	0	0	---	1	2	.500	1	1	2	0	3	0	0	0	1	3	3.0
Gabriel (POR)	1	0	12	1	2	.500	0	0	---	1	2	.500	1	1	2	0	3	0	0	0	1	3	3.0
Trent	0	0	38	2	8	.250	1	6	.167	0	0	---	1	3	4	1	2	0	0	0	0	5	2.5
Collins	1	1	23	1	3	.333	0	0	---	0	0	---	3	3	6	2	1	0	1	1	1	5	5.0
TRAIL BLAZERS	2	2	480	88	169	.521	30	69	.435	46	54	.852	11	66	77	40	37	0	15	28	10	252	126.0
76ERS	2	2	480	101	204	.495	25	63	.397	23	29	.793	27	67	94	60	46	0	17	26	11	250	125.0

PLAYER	MIN	REB	AST	STL	TO	BLK	PTS	-AVERAGE PER GAME-			FG	FCA	PCT	FT	FCA	PCT	-CAREER HIGHS (C-SET, T-TIED THIS SEASON)-			FG	FCA	PCT	FT	FCA	PCT	ST	TO	BLK	PTS	AVG
								MIN	REB	AST	STL	TO	BLK	PTS	FG	FCA	PCT	FG	FCA	PCT	FG	FCA	PCT	FT	FCA	PCT	ST	TO	BLK	PTS
Lillard	40	5	9	2	7	0	51	39.6	4.0	8.0	2.00	6.																		
Hood	31	2	1	1	0	25	31.4	2.0	1.0	1.00	1.0	1.00	1.00	25.0	10	20	15	10	5	5	25T									
Anthony	36	4	0	2	1	20	35.6	7.0	0.0	2.00	1.0	1.00	2.00	17	30	16	18	14	14	45	45T									
McCullum	39	7	16	1	2	15	22.7	4.0	2.0	5.0	2.00	1.00	1.00	13	22	13	22	72	5	15	15T									
Labissiere	23	4	2	0	1	15	22.7	4.0	2.0	0.0	1.0	1.00	15.0	7C	9C	1C	2C	4C	2C	15C	15C									
Nurkic	29	6	3	0	2	15	29.0	6.0	3.0	0.0	2.0	3.00	15.0	9	18	11	16	20	8	28	28T									
Hexonja	2	12	4	0	2	12	31.0	9.5	3.0	2.00	1.0	0.0	11.5	7	15	4	12C	1C	15C	15C										
Tolliver	27	2	8	0	8	1	27.2	8.0	3.0	0.0	0.0	0.0	9	2	3C	1	1	5	5	25	25T									
Bazemore	26	6	1	2	2	2	27.9	6.0	1.0	2.00	2.0	2.00	7.0	8	16	5	8	9	4	22	22T									
Simons	14	1	2	0	1	13	8.1	0.5	1.0	0.00	1.0	0.50	6.5	4C	6C	2C	2C	2	2C	13C	13C									
Gabriel (TOT)	12	2	0	0	1	3	12.4	0.0	0.0	0.00	0.0	1.00	3	1C	2C	1C	2C	2C	0C	3C	3C									
Gabriel (POR)	12	2	0	0	1	3	12.4	0.0	0.0	0.00	0.0	1.00	3	1C	2C	1C	2C	2C	0C	3C	3C									
Trent	34	3	1	0	0	5	19.0	2.0	0.5	0.00	0.0	0.00	2.5	2C	8C	0T	0T	3C	1C	5C	5C									
Collins	23	6	2	1	0	1	22.8	6.0	2.0	1.00	0.0	1.00	12.0	3	4	1	4	6T	4	14	14T									
TRAIL BLAZERS	240	21	8	18	8	128	24.0	3.0	5.0	1.50	1.0	1.50	11.5	44	55	115	45	69	6	44	144	144T								
76ERS	240	48	36	11	8	128	24.0	4.0	3.0	0.90	13.0	1.00	12.0	61	110	48	59	69	16	131	131T									





# PORTLAND TRAIL BLAZERS

## ALL-TIME MEETINGS

DATE	PHI	OPP	DATE	PHI	OPP	DATE	PHI	OPP	DATE	PHI	OPP
12/20/70	A	W 134 132*	11/5/76	A	L 104 146	2/19/86	H	W 153 133	1/23/98	H	W 98 87
2/20/71	A	W 118 105	12/11/76	H	W 108 107	11/9/86	A	W 125 119	3/21/99	A	L 75 91
2/23/71	H	W 119 113	3/1/77	A	L 107 108	11/28/86	H	W 116 112	11/19/99	H	L 91 97
3/3/71	N	W 120 104	3/27/77	H	W 128 116	12/9/87	H	W 94 86	12/30/99	A	L 90 108
11/27/71	H	W 116 93	10/28/77	A	L 94 98	1/1/88	A	L 125 127	12/8/00	A	W 107 94
12/17/71	A	L 126 127	12/7/77	H	W 122 100	11/30/88	H	W 114 106	1/10/01	H	L 75 93
1/21/72	N	W 136 122	2/28/78	A	L 92 113	3/3/89	A	L 121 129	1/5/02	A	L 88 96
2/11/72	A	L 106 110	3/26/78	H	W 116 100	2/18/90	A	W 110 109	2/25/02	H	L 83 88
11/25/72	H	L 106 117	1/14/79	H	W 112 106	3/9/90	H	L 100 104	3/6/03	A	W 88 60
1/5/73	A	L 102 135	1/28/79	A	L 94 116	2/12/91	A	L 106 121	3/14/03	H	W 90 79
2/9/73	A	L 105 116	2/27/79	A	L 115 118	3/1/91	H	W 121 111	11/3/03	A	W 94 83
2/25/73	H	W 115 111	1/16/80	H	W 121 110	12/6/91	H	W 105 102*	4/1/04	H	L 82 88
10/24/73	H	W 132 110	2/26/80	A	W 98 96	1/5/92	A	L 102 115	12/27/04	A	W 111 104
12/22/73	A	L 105 110	11/28/80	H	W 116 103	12/26/92	A	L 115 121*	1/10/05	H	L 100 109
2/26/74	A	W 118 110	12/30/80	A	L 108 109	4/2/93	H	L 91 96	11/29/05	H	W 107 83
3/20/74	H	L 106 113	1/1/82	A	W 120 105	2/18/94	A	L 93 109	12/28/05	A	L 91 95
11/8/74	H	W 105 89	1/20/82	H	W 115 110	4/1/94	H	L 100 111	12/11/06	H	L 79 81
1/24/75	A	L 97 119	11/23/82	H	L 103 106	12/26/94	A	W 101 94	12/29/06	A	W 98 95
2/25/75	A	L 77 99	2/4/83	A	L 109 115	3/31/95	H	W 86 85	11/16/07	H	W 92 88
3/12/75	H	W 91 88	1/1/84	A	W 115 103	2/3/96	H	L 85 96	12/30/07	A	L 72 97
11/21/75	H	W 131 111	2/24/84	H	L 114 119	3/25/96	A	L 71 94	1/14/09	H	W 100 79
12/16/75	A	W 105 98	11/30/84	H	W 126 116	2/22/97	H	W 97 80	12/30/09	A	W 114 108*
2/11/76	H	W 118 106	1/1/85	A	W 111 106	3/2/97	A	L 95 112	12/28/09	A	W 104 93
2/24/76	A	W 106 102	1/1/86	A	W 121 119*	12/30/97	A	L 86 96	1/20/10	H	L 90 98

\* overtime  
\*\*double-overtime



# SACRAMENTO KINGS



## GENERAL INFORMATION



Luke Walton

Franchise Timeline (Established).....	Rochester Royals (1948-49); Cincinnati Royals (1957-58)
.....K.C./Omaha Royals (1972-73); Kansas City Kings (1975-76); Sacramento Kings (1985-86)	
Address.....	500 David J. Stern Walk, Sacramento, CA 95814
Chairman and Governor.....	Vivek Ranadive
General Manager.....	Monte McNair
Chief Operating Officer.....	Matina Kolokotronis
President, Business Operations.....	John Rinehart
Chief Strategy Officer.....	Joe Dumars
Assistant General Manager.....	Wes Wilcox
Assistant General Manager.....	Ken Catanella
Head Coach.....	Luke Walton
Associate Head Coach.....	Alvin Gentry
Assistant Coaches.....	Jesse Murmuys, Rex Kalamian
Assistant Coach/Chief of Staff.....	Roy Rana
Assistant Coach/Director of Player Development.....	Rico Hines
Assistant Coaches/Player Development.....	Bobby Jackson, Stacey Augmon, Lindsey Harding
Vice President, Player Personnel.....	Phil Jabour
Vice President, Kings Academy & Professional Development.....	Galen Duncan
Vice President, Athlete Health and Performance.....	Teena Murray
Head Athletic Trainer.....	Joe Resendez
Head of Performance.....	Craig Slaunwhite
Sr. Performance & Reconditioning Coach.....	Jas Randhawa
Director, Basketball Operations/GM, Stockton Kings.....	Paul Johnson
Director, Team Travel and Logistics.....	Melanie Stocking
Director, Scouting.....	Greg Stratton
Director, Analytics.....	Colin Montague
Sr. Vice President, Communications.....	Joelle Terry
Director, Media Relations.....	Alexander Sigua
Media Relations Manager.....	Rahsaan Gethers
Home Court.....	Golden 1 Center (17,583)

## BROADCAST INFORMATION

Radio.....	KHTK (1140 AM): Gary Gerould
Television.....	NBC Sports California: Mark Jones, Kyle Draper, Doug Christie, Kayte Hunter

### 2020-21 SCHEDULE

2/9/21..... @SAC

### ALL-TIME SERIES RESULTS

Overall.....	166-128
Home.....	90-41
Away.....	59-71

### PLAYOFFS

Overall.....	10-8
Home.....	6-3
Away.....	4-5

## ALL-TIME SERIES INFORMATION

76ers Largest Margin of Victory.....	37, 11/16/60
76ers Most Pts. Scored.....	147, 3/19/71
76ers Fewest Pts. Scored.....	63, 12/10/49

Kings Largest Margin of Victory.....	56, 1/2/93
Kings Most Pts. Scored.....	154, 1/2/93
Kings Fewest Pts. Scored.....	63, 1/14/51





# SACRAMENTO KINGS

## 76ERS 2019-20 SEASON SERIES STATISTICS VS. KINGS

PLAYER	G	GS	MIN	-FIELD GOALS-			-3-POINT FG--			-FREE THROWS-			--REBOUNDS--			PF	DQ	STL	TO	BLK	PTS	AVG	
				FG	FUA	PCT	FG	FUA	PCT	FT	FTA	PCT	OFF	DEF	TOT								AST
Embiid	1	1	32	10	19	.526	1	4	.250	12	14	.857	4	12	16	1	0	0	3	2	33	33.0	
Harris	2	2	69	16	37	.432	4	10	.400	6	9	.667	4	16	20	5	2	0	4	3	42	21.0	
Milton	1	1	27	8	14	.571	3	5	.600	1	1	1.000	0	3	3	3	0	0	1	1	20	20.0	
Burford	2	2	69	12	23	.522	2	9	.222	4	4	1.000	3	12	15	11	1	0	1	2	1	30	15.0
Burks (TOT)	3	0	66	11	30	.367	4	13	.308	12	14	.857	4	7	11	7	6	0	4	8	1	38	12.7
Burks (PHI)	1	0	19	6	12	.500	3	6	.500	2	2	1.000	1	2	3	1	2	0	2	1	0	17	17.0
Simmons	1	1	37	5	10	.500	0	0	0	0	0	0	2	11	13	5	3	0	2	0	5	10	10.0
Robinson (TOT)	3	2	80	12	25	.480	3	7	.429	1	2	.500	2	11	13	2	5	0	0	2	0	28	9.3
Robinson (PHI)	1	0	29	2	6	.333	1	3	.333	0	0	0	0	1	4	5	1	2	0	0	0	5	5.0
Neto	2	0	32	6	9	.667	2	3	.667	4	5	.800	0	2	2	2	3	0	1	3	0	18	9.0
Richardson	1	1	17	4	6	.667	1	3	.333	0	0	0	0	0	0	3	1	0	0	1	1	9	9.0
Thybulle	2	1	40	6	8	.750	3	5	.600	3	4	.750	2	3	5	2	6	0	5	3	2	18	9.0
Scott	2	1	49	5	17	.294	1	9	.111	0	0	0	0	4	5	9	6	1	0	1	1	11	5.5
Korkmaz	2	0	46	3	10	.300	1	5	.200	2	2	1.000	0	3	3	4	4	0	3	5	0	9	4.5
Ennis	1	0	11	0	2	.000	0	1	.000	0	0	0	0	0	0	0	1	0	0	0	1	0	0.0
Pelle	1	0	3	0	0	0	0	0	0	0	0	0	0	0	0	0	0	0	0	0	0	0	0.0
76ERS	2	-	480	83	173	.480	22	63	.349	34	41	.829	21	73	94	44	30	0	16	30	12	222	111.0
KINGS	2	-	480	81	174	.466	20	63	.317	17	27	.630	12	67	79	45	40	0	16	29	7	199	99.5

PLAYER	-- SINGLE-GAME --						-- AVERAGE PER GAME --						--CAREER HIGHS (C=SET, T=TIED THIS SEASON)--								
	MIN	REB	AST	STL	BLK	PTS	MIN	REB	AST	STL	BLK	PTS	PG	FG	FTA	PF	FTA	REB	AST	PTS	
Embiid	32	16	1	0	3	33	32.3	16.0	1.0	0.00	3.0	2.00	33.0	10C	24	12C	14C	17	3	33C	
Harris	37	14	3	0	2	28	34.6	10.0	2.5	0.00	2.0	1.50	21.0	11T	22C	6	8	14C	5	28T	
Milton	27	3	1	1	1	20	27.2	3.0	3.0	1.00	1.0	1.00	20.0	8C	14C	1C	4	3C	20C		
Horford	36	8	6	1	1	18	34.4	7.5	5.5	0.50	1.0	0.50	15.0	12	19	5	6	18	8	27	
Burke (TOT)	26	6	3	2	5	17	22.1	3.7	2.3	1.33	2.7	3.33	12.7	8	16	9	9	7	9	26	
Burke (PHI)	19	3	1	2	1	0	17.8	3.0	1.0	2.00	1.0	0.00	17.0								
Simmons	37	13	5	2	5	10	36.9	13.0	5.0	2.00	5.0	0.00	10.0	9	14	6	8	13C	9	22	
Robinson (TOT)	29	5	1	0	2	16	26.6	4.3	0.7	0.00	0.7	0.00	9.3	7C	13C	4	5	5C	2	16C	
Robinson (PHI)	29	5	1	0	0	0	5	28.6	5.0	1.0	0.00	0.0	0.00	5.0							
Neto	21	2	2	1	2	0	16	15.9	1.0	1.0	0.50	1.5	0.00	9.0	5T	9	4T	5C	4	16C	
Richardson	17	0	0	0	1	9	17.2	0.0	3.0	0.00	1.0	1.00	9.0	10	21	7	7	8	5	31	
Thybulle	21	3	1	4	2	15	20.2	2.5	1.0	2.50	1.5	1.00	9.0	5C	5C	2C	2C	3C	1C	15C	
Scott	25	7	4	1	1	11	24.3	4.5	3.0	0.50	0.5	0.50	5.5	6	10C	0T	0T	7C	5	15	
Korkmaz	25	2	3	3	0	7	23.1	1.5	2.0	1.50	2.5	0.00	4.5	2C	7C	2C	2C	3C	7C	10	
Ennis	11	0	0	0	0	1	11.3	0.0	0.0	0.00	0.0	1.00	0.0	4	7	4	4	6	3	10	
Pelle	3	0	0	0	0	0	2.6	0.0	0.0	0.00	0.0	0.00	0.0	0C	0C	0C	0C	0C	0C	0C	
76ERS	240	49	24	8	17	10	125	240.0	47.0	22.0	8.00	15.0	6.00	111.0	58	126	51	65	86	41	147
KINGS	240	42	23	9	18	4	108	240.0	39.5	22.5	8.00	14.5	3.50	99.5	61	123	42	53	91	38	154

## KINGS 2019-20 SEASON SERIES STATISTICS VS. 76ERS

PLAYER	G	GS	MIN	-FT COALS-			-3-POINT FG--			-FREE THROWS-			--REBOUNDS--			PF	DQ	STL	TO	BLK	PTS	AVG	
				FG	FUA	PCT	FG	FUA	PCT	FT	FTA	PCT	OFF	DEF	TOT								AST
Fox	1	1	36	9	17	.529	0	4	.000	5	6	.833	0	3	3	7	2	0	1	1	23	23.0	
Hield	2	1	62	17	40	.425	9	22	.409	1	1	1.000	2	5	7	5	7	0	3	6	0	44	22.0
Demdon	1	0	23	8	12	.667	2	5	.400	0	2	0.000	2	4	6	0	5	0	1	0	0	18	18.0
Bogdanovic	2	1	63	12	23	.522	3	10	.300	3	4	.750	0	8	8	8	1	0	5	2	0	30	15.0
Barnes	2	2	77	11	24	.458	3	7	.429	4	6	.667	1	14	15	11	1	0	1	0	29	14.5	
Bazemore (TOT)	2	0	59	7	14	.500	2	4	.500	5	8	.625	1	14	15	1	8	0	3	5	3	21	10.5
Bazemore (SAC)	1	0	33	5	9	.556	1	3	.333	3	4	.750	1	8	9	0	4	0	1	3	1	14	14.0
Bjelica	2	2	57	6	18	.333	2	9	.222	0	0	0	0	2	7	9	4	7	0	0	3	14	7.0
James	1	0	19	3	6	.500	0	1	.000	0	0	0	0	2	2	1	1	0	0	0	1	6	6.0
Parker (TOT)	1	0	22	2	7	.286	2	3	.667	0	0	0	0	0	0	1	3	4	0	1	0	6	6.0
Giles III	2	1	21	5	8	.625	0	0	0	0	0	0	0	1	1	2	2	4	0	1	3	10	5.0
Len (TOT)	2	1	33	4	9	.444	0	4	.000	1	4	.250	3	4	7	3	6	0	1	4	0	9	4.5
Len (SAC)	1	0	15	2	2	1.000	0	0	0	0	0	0	0	1	3	4	0	3	0	0	0	4	4.0
Holmes	1	1	20	1	4	.250	0	0	0	0	1	2.500	0	8	8	0	2	0	1	2	1	3	3.0
Ferrell	1	0	15	1	5	.200	0	2	.000	0	0	0	0	1	1	2	1	0	0	0	0	2	2.0
Joseph	2	1	40	1	6	.167	0	0	0	0	0	0	0	1	3	4	6	3	0	2	3	7	3.5
KINGS	2	-	480	81	174	.466	20	63	.317	17	27	.630	12	67	79	45	40	0	16	29	7	199	99.5
76ERS	2	-	480	83	173	.480	22	63	.349	34	41	.829	21	73	94	44	30	0	16	30	12	222	111.0

PLAYER	-- SINGLE-GAME HIGHS --						-- AVERAGE PER GAME --						-- CAREER HIGHS (C=SET, T=TIED THIS SEASON) --								
	MIN	REB	AST	ST	BL	PTS	MIN	REB	AST	STL	TO	BLK	PTS	PG	FUA	PF	FTA	REB	AST	PTS	
Fox	36	3	7	1	1	23	36.3	3.0	7.0	1.00	1.0	1.00	23.0	9C	17C	8	9	4	8	23C	
Hield	37	6	4	3	3	0	22	31.2	3.5	2.5	1.50	3.0	0.00	22.0	12	24C	4	4	6T	4T	34
Demdon	23	6	0	1	0	18	22.6	6.0	0.0	1.00	0.0	0.00	18.0	8C	13	8	8	15	7	19	
Bogdanovic	35	6	5	4	1	0	17	31.7	4.0	4.0	2.50	1.0	0.00	15.0	7C	15C	2T	2T	6C	3C	17C
Barnes	39	6	1	0	1	0	15	38.6	7.5	5.5	0.50	0.5	0.00	14.5	9	25	3T	4T	9C	6C	25
Bazemore (TOT)	33	9	1	2	3	2	14	29.3	7.5	0.5	1.50	2.5	1.50	10.5	8	16	5	8	9T	4	22
Bazemore (SAC)	33	9	0	1	3	1	14	32.7	9.0	0.0	1.00	3.0	1.00	14.0	0	0	0	0	0	0	0
Bjelica	31	3	0	2	0	7	28.3	2.0	2.0	0.00	1.5	0.00	7.0	3T	11	2	2	2	6	3T	8
James	19	2	1	0	0	1	6	19.1	2.0	1.0	0.00	0.0	1.00	6.0	3C	6C	0C	0C	2C	1C	6C
Parker (TOT)	22	4	0	0	0	2	6	22.1	4.0	0.0	0.00	2.0	0.00	6.0	9	17	6	8	10	3	25
Glenn III	15	2	1	2	0	10	10.3	1.0	1.0	0.50	1.5	0.00	3.0	6	9	2	2	6	4	12	
Lis (TOT)	18	4	3	1	4	5	16.4	3.5	1.5	0.50	2.0	0.00	4.5	6	13	4	6	12	3C	16	
Lis (SAC)	15	4	0	0	4	0	14.7	4.0	1.0	0.00	0.0	0.00	0.0	0	0	0	0	0	0	0	
Holmes	20	8	0	1	2	1	3	19.8	8.0	0.0	1.00	2.0	1.00	3.0	5	6	5	6	8C	2	13
Ferrell	15	2	1	0	0	0	2	14.8	2.0	1.0	0.00	0.0	0.00	2.0	6	13	5	5	5	5	17
Joseph	28	2	5	2	2	2	20	20.0	2.0	3.0	1.00	1.5	1.50	0.0	11	7	9	8	7	15	
KRIST	24	6	23	9	18	5	22.5	5.0	12.5	0.50	1.5	0.00	9.5	6	13	5	5	9	15	15	
KINGS	24	0	2	8	17	13	24.0	47.0	22.0	8.0	15.0	20.0	111.0	18	125	11	55	86	41	147	





# SACRAMENTO KINGS

## ALL-TIME MEETINGS

DATE	PHI	OPP	DATE	PHI	OPP	DATE	PHI	OPP	DATE	PHI	OPP	DATE	PHI	OPP
12/10/49	A	L 63 69	12/26/57	N	W 104 100	2/7/64	A	L 114 126	2/28/71	H	W 131 121	1/2/93	A	L 98 154
1/26/50	H	W 76 72	1/11/58	A	L 100 105	2/16/64	A	L 97 114	3/19/71	H	W 147 127	4/4/93	H	W 112 102
12/7/50	H	L 69 76	1/22/58	H	W 109 115	2/28/64	N	L 132 134	11/3/71	A	L 100 124	12/10/93	H	L 103 109
12/16/50	A	W 79 75*	2/16/58	H	W 113 105	2/29/64	H	L 114 117	12/8/71	A	W 115 109	2/16/94	A	L 92 94*
1/14/51	H	W 92 63	11/1/58	H	W 130 108	3/12/64	A	L 111 128	12/10/71	H	L 106 113*	2/12/94	H	W 99 96
1/18/51	H	L 87 96	11/12/58	A	W 116 115	10/25/64	A	L 107 109	1/26/72	H	W 111 102	12/30/94	A	L 82 85
1/27/51	A	L 83 85	12/10/58	A	W 97 94	11/7/64	H	W 105 103	1/3/72	H	L 101 114	11/7/95	H	L 106 109
3/8/51	A	L 86 107	12/20/58	H	L 120 121*	12/26/64	A	L 112 133	11/8/72	H	W 107 125	12/29/95	A	L 106 107
12/2/51	H	L 79 81	1/8/59	A	W145 138***	1/8/65	N	L 107 114	12/6/72	H	W 107 125	1/5/97	A	L 106 107
12/8/51	A	W 95 75	1/11/59	H	W 123 110	2/13/65	H	W 127 112	1/15/73	A	L 108 135	1/24/97	H	L 92 107
2/14/52	H	L 76 78	1/24/59	H	W 133 102	2/31/65	N	W 127 122	1/20/73	A	W 109 103	12/28/97	A	L 90 92
2/16/52	A	L 84 92	1/25/59	A	L 104 109	2/6/65	N	W 127 122	1/21/73	H	W 103 90	1/19/98	H	W 98 85
3/1/52	A	L 83 98	2/24/59	N	L 109 113	2/13/65	A	W 110 109	12/7/73	H	L 102 113	2/24/99	H	W 94 81
3/2/52	H	W 76 72	10/30/59	A	W 136 127	3/5/65	A	W 110 109	2/15/74	H	W 92 89	2/6/00	H	W 119 108
11/27/52	H	W 86 79	11/7/59	N	L 101 103	3/20/65	H	L 122 125	12/4/74	H	W 109 105	4/2/00	A	L 95 117
1/29/52	A	L 93 106	11/17/59	N	W 121 116	10/30/65	H	W 134 114	1/3/75	A	W 107 95	12/30/00	A	W 107 104*
1/15/53	H	W 109 85	11/28/59	A	W 111 105	11/17/65	A	L 115 131	1/10/75	H	W 102 94	3/16/01	H	L 79 100
1/24/53	A	W 107 92*	12/30/59	A	W 131 127	12/11/65	N	W 135 132*	2/3/75	A	L 107 100	12/4/01	H	L 84 94
2/5/53	H	W 83 79*	1/7/60	H	W 132 114	12/14/65	A	L 109 112	11/19/75	H	W 113 103	3/13/02	H	L 88 92
2/21/53	A	L 73 84	2/7/60	H	W 135 112	1/28/66	H	W 125 103	12/6/75	A	W 98 85	3/3/03	A	L 99 107
11/8/53	H	W 85 66	2/9/60	N	W 117 111	2/11/66	N	W 107 113	2/17/76	A	W 107 125	4/4/03	H	L 81 97
11/24/53	A	W 89 91	2/23/60	A	L 133 135	2/21/66	N	L 100 102	4/9/76	H	W 112 89	10/21/03	A	L 89 101
12/12/53	H	W 85 90	10/27/60	A	L 140 143*	3/1/66	A	L 100 102	11/28/76	A	L 99 101	3/4/04	H	L 105 114
12/13/53	H	W 86 81	11/6/60	H	W 124 87	3/4/66	A	W 107 103	1/11/77	A	W 117 105	2/26/05	H	L 99 101
1/16/54	A	W 95 93***	11/29/60	N	W 129 105	3/19/66	H	W 127 121	1/14/77	H	W 111 106	3/28/05	A	L 109 118
1/17/54	H	W 84 81	12/1/60	A	W 137 126	11/12/66	A	W 112 98	4/1/77	H	W 111 105*	1/3/06	H	W 111 98
2/13/54	A	L 78 81	12/13/60	N	W 107 105	11/19/66	H	W 134 110	10/25/77	H	W 112 104	1/24/06	H	W 109 103
2/28/54	H	85 91	12/27/60	A	L 124 129	11/23/66	A	L 106 111	1/18/78	A	W 126 106	12/27/06	A	L 76 101
11/20/54	A	W 80 79	1/2/61	H	L 125 126	12/26/66	H	W 134 118	3/17/78	H	W 123 112	2/26/07	H	W 89 82
12/2/54	A	L 78 105	1/4/61	H	L 126 134	1/27/67	A	W 118 106	3/22/78	A	L 108 120	12/14/07	A	W 92 80
12/8/54	A	L 78 105	1/27/61	A	W 138 126	2/8/67	A	W 118 106	12/6/78	A	W 114 106	12/28/07	A	W 125 91
12/28/54	N	W 84 82	2/5/61	H	W 129 115	2/13/67	N	W 127 118	12/13/78	H	L 106 108	11/3/08	H	W 112 100
1/6/55	H	W 90 85	10/29/61	A	L 132 139	2/17/67	N	W 127 107	2/16/79	A	L 104 119	3/22/09	A	W 116 106
1/16/55	A	W 94 88	11/14/61	N	L 115 119	2/28/67	H	W 122 107	1/17/79	H	W 110 102	1/15/10	H	W 98 86
2/6/55	A	W 88 87	11/23/61	N	W 117 99	11/14/67	H	W 108 102	1/13/79	A	L 103 110	3/18/11	A	W 102 80
2/13/55	H	W 88 87	11/24/61	H	L 125 127	12/6/67	A	W 108 107	11/7/80	H	W 117 100	3/27/11	H	L 111 114*
2/24/55	H	W 97 83	11/29/61	A	W 136 122	12/26/67	H	W 126 121	12/26/80	A	W 113 103	2/1/13	H	W 112 85
3/9/55	A	L 97 100	12/13/61	H	L 126 136	1/7/68	A	L 118 134	11/13/81	H	W 105 85	1/10/12	H	W 89 80
11/6/55	A	L 80 83	1/1/62	A	W 110 106	1/26/68	H	W 123 113	3/14/82	A	W 128 114	3/23/13	A	W 117 103
12/25/55	H	W 111 96	1/28/62	A	L 131 139	3/6/68	A	L 106 108	1/8/83	H	W 125 113	1/2/14	A	W 113 104
12/26/55	A	L 91 93	3/1/62	H	W 137 108	3/7/68	N	W 125 117	1/28/83	H	W 114 99	3/12/14	H	L 98 115
12/27/55	N	L 80 91	11/3/62	H	W 130 111	3/19/68	H	L 130 131*	11/11/83	H	W 108 100	3/13/15	H	W 114 107
1/14/56	A	L 93 102	11/3/62	A	L 120 125	11/23/68	A	L 113 119	12/2/85	A	W 112 109	3/24/15	A	L 106 107
1/15/56	H	W 99 88	11/14/62	A	L 117 130	12/28/68	A	W 120 125	2/28/85	A	W 127 119	12/30/15	A	W 110 105
2/1/56	A	L 77 83	11/30/62	A	L 120 129	1/30/69	H	L 115 116	3/20/85	H	L 117 118*	2/10/16	H	L 110 114
2/2/56	H	W 97 89	1/5/63	N	W 136 117	2/11/69	N	W 129 112	12/30/85	A	W 87 84	12/26/16	A	L 100 102
2/12/56	H	W 101 74	1/8/63	N	W 119 116	2/25/69	A	W 120 119	1/10/86	H	W 113 102	12/27/16	H	W 122 119
10/28/56	H	W 91 75	1/9/63	N	L 112 116	11/18/69	A	W 134 123	12/27/86	A	W 99 95	11/9/17	A	L 108 109
11/10/56	A	L 76 90	2/2/63	N	W 117 113	10/18/69	A	W 134 123	2/20/87	H	W 123 91	12/19/17	H	L 95 101
11/27/56	N	L 82 90	2/3/63	H	L 115 125	2/25/69	H	L 98 109	11/28/87	A	L 114 115*	2/2/19	A	L 108 115
12/25/56	A	L 93 98	2/13/63	H	L 122 124	11/30/69	A	L 107 115	3/1/88	H	W 124 118	3/15/19	H	W 123 114
1/12/57	A	W 97 88	2/20/63	H	W 128 109	12/6/69	H	W 120 102	3/7/89	A	W 114 111	11/27/19	H	W 97 91
1/26/57	A	W 99 85	3/13/63	A	L 114 128	11/20/69	A	L 121 122	3/9/89	H	W 106 96	3/5/20	A	W 125 108
1/24/57	H	L 95 104	11/3/63	H	L 93 95	1/18/70	H	W 141 116	12/29/89	A	L 95 105			
2/24/57	H	W 109 93	11/28/63	H	L 110 125	2/22/70	A	L 116 136	3/23/90	H	W 115 99			
10/26/57	A	L 100 110	12/8/63	A	W 126 116	10/17/70	A	W 123 105	11/21/90	H	W 101 99			
11/22/57	H	L 98 102	1/3/64	H	W 132 110	11/27/70	H	L 109 113	2/14/91	A	L 81 98			
12/14/57	N	W 104 101	1/7/64	N	L 110 130	12/5/70	A	W 131 106	1/2/92	A	L 110 114			
12/15/57	H	W 109 83	1/8/64	N	L 110 126	2/6/71	A	W 118 109	2/24/92	H	W 108 96			
12/20/57	A	W 122 113	1/24/64	H	W 134 111									

\* overtime  
\*\*double-overtime





## GENERAL INFORMATION



Gregg Popovich

Franchise Timeline (Established) .....	San Antonio Spurs (1973-74)
Address .....	One AT&T Center; San Antonio, TX 78219
Chairman .....	Peter J. Holt
President & CEO .....	RC Buford
President of Basketball Operations/Head Coach .....	Gregg Popovich
General Manager .....	Brian Wright
Vice President of Basketball Operations .....	Brent Barry
Assistant Coaches .....	Becky Hammon, Will Hardy, Mitch Johnson, Chip Engelland, Darius Songaila
Video Coordinator .....	Willis Hall
Video Coordinator Assistant .....	Sean Sheldon
Vice President of Basketball Administration/Deputy General Counsel .....	Brandon James
Austin Spurs General Manager .....	Tyler Self
Director of Sports Science .....	Xavi Schelling
Director of Player Care .....	Wayne Diesel
Head Athletic Trainer .....	Will Sevensing
Home Court .....	AT&T Center (18,354)

## BROADCAST INFORMATION

Radio .....	WOAI (1200 AM): Bill Schoening
Spanish Radio .....	KXTN (107.5FM): Paul Castro
Television .....	KENS (Channel 5)/KMYS (Channel 35), FOX Sports Southwest (Channel 26): Bill Land, Sean Elliott, Dan Weiss and Matt Bonner

### 2020-21 SCHEDULE

TBD

### ALL-TIME SERIES RESULTS

Overall .....	39-58
Home .....	26-23
Away .....	13-35

### PLAYOFFS

Overall: .....	3-4
Home: .....	2-1
Away: .....	1-3

## ALL-TIME SERIES INFORMATION

76ers Largest Margin of Victory .....	33, 1/7/81
76ers Most Pts. Scored .....	135, 2x last 3/24/89
76ers Fewest Pts. Scored .....	68, 12/7/15

Spurs Largest Margin of Victory .....	51, 12/7/15
Spurs Most Pts. Scored .....	131, 4/6/77
Spurs Fewest Pts. Scored .....	71, 2/11/11



# SAN ANTONIO SPURS

## 76ERS 2019-20 SEASON SERIES STATISTICS VS. SPURS

PLAYER	G	GS	MIN	-FIELD GOALS-			-3-POINT FG--			-FREE THROWS-			--REBOUNDS--			PF	DQ	STL	TO	BLK	PTS	AVG	
				FG	FCA	PCT	FG	FCA	PCT	FT	FTA	PCT	OFF	DEF	TOT								
Harris	2	2	65	20	33	.606	6	10	.600	5	6	.833	2	10	12	8	6	0	2	5	3	51	25.5
Embiid	2	2	59	18	30	.600	0	4	.000	12	16	.750	5	18	23	6	6	0	2	1	1	48	24.0
Richardson	1	1	34	5	15	.333	3	8	.375	6	6	1.000	1	0	1	2	3	0	1	1	1	19	19.0
Burke (TOT)	3	1	64	15	30	.500	7	8	.875	8	11	.727	1	5	6	6	3	0	1	0	1	45	15.0
Burke (PHI)	1	0	10	1	1	1.000	1	1	1.000	0	0	---	0	1	1	2	0	0	0	0	0	3	3.0
Koronec	2	1	65	9	19	.474	7	13	.538	4	5	.800	1	6	7	0	2	0	1	0	1	29	14.5
Robinson (TOT)	2	2	66	12	19	.632	3	5	.600	2	2	1.000	2	5	7	4	5	0	0	2	1	29	14.5
Horford	2	1	67	12	21	.571	1	5	.200	2	2	1.000	6	9	15	9	2	0	0	1	2	27	13.5
Ennis	1	0	15	5	6	.833	3	4	.750	0	0	---	2	1	3	1	5	0	0	1	0	13	13.0
Simmons	2	0	34	3	7	.429	0	0	---	4	8	.500	1	11	12	18	11	1	3	7	2	18	9.0
Milton	2	1	33	6	11	.545	2	5	.400	2	2	1.000	1	4	5	3	0	1	2	0	0	16	8.0
Neto	1	0	11	2	3	.667	0	0	---	4	4	1.000	0	1	1	1	3	0	0	2	0	8	8.0
Burke	1	0	16	2	9	.222	0	1	.000	0	0	---	1	0	1	2	0	0	0	0	0	4	4.0
Thybulle	2	0	34	3	7	.429	1	3	.333	0	0	---	1	1	2	2	4	0	2	0	1	7	3.5
O'Quinn	1	0	4	1	1	1.000	0	0	---	0	0	---	0	1	1	0	0	0	0	0	0	2	2.0
Scott	1	0	20	1	4	.250	0	3	.000	0	0	---	0	2	2	2	1	0	0	0	0	2	2.0
76ERS	2	-	480	92	176	.523	24	57	.421	39	49	.794	21	65	86	58	46	1	14	28	10	247	123.5
SPURS	2	-	480	89	178	.500	18	44	.409	38	45	.844	16	60	76	42	38	1	13	25	9	234	117.0

PLAYER	-- SINGLE-GAME TOUGHS --						-- AVERAGE PER GAME --						-- CAREER HIGHS (C=SET, T=TIED THIS SEASON) --									
	MIN	REB	AST	ST	BLK	PTS	MIN	REB	AST	STL	TO	BLK	PTS	PF	FGA	FT	FCA	REB	AST	PTS		
Harris	34	6	4	1	3	26	32.5	6.0	4.0	1.00	2.5	1.50	25.5	12	20	8	9	10	9	31		
Embiid	31	14	5	1	27	29.5	31.5	4.0	1.00	4.0	0.50	24.0	13	28	9T	12C	19	57	33	33		
Richardson	14	2	1	1	1	19	34.0	1.0	2.0	1.00	1.0	1.00	19.0	7	22	6C	6C	5	5	19T		
Burke (TOT)	38	4	4	1	0	28	21.3	2.0	2.0	0.33	0.0	0.33	15.0	9C	20C	6T	9C	8	4T	28C		
Burke (PHI)	10	1	2	0	0	3	10.0	1.0	2.0	0.00	0.0	0.00	3.0	5C	9	6	6	8	4	15		
Koronec	34	0	2	1	0	17	27.5	3.5	6.0	1.50	3.5	1.00	9.0	10	18	10	15	10T	15	26		
Robinson (TOT)	40	4	3	0	2	25	33.1	3.5	2.0	0.00	1.0	0.50	14.5	10C	17C	4	4	4C	3C	25C		
Horford	35	9	6	0	1	28	33.4	7.5	4.5	0.00	0.5	1.00	13.5	9	16	6	7	18	6T	22		
Ennis	15	3	1	0	1	13	15.4	3.0	1.0	0.00	1.0	0.00	13.0	5C	9	6	6	8	4	15		
Simmons	32	10	13	2	5	10	28.5	6.0	4.0	1.50	3.5	1.00	9.0	10	18	10	15	10T	15	26		
Milton	26	5	3	1	0	16	16.4	2.5	1.5	0.50	1.0	0.00	8.0	6C	9C	2C	2C	5C	3C	16C		
Neto	11	1	0	0	2	8	11.4	1.0	1.0	0.00	2.0	0.00	8.0	5	8	6	6	3	5	12		
Burke	16	1	2	0	0	4	16.1	1.0	2.0	0.00	0.0	0.00	4.0	10	19	4	4	3	11	23		
Thybulle	19	1	1	1	0	5	16.0	1.0	1.0	0.00	0.0	0.50	3.5	2C	5C	0C	1C	1C	5C	5C		
O'Quinn	4	1	0	0	0	2	3.8	1.0	0.0	0.00	0.0	0.00	2.0	4	8	2	2	7	4	9		
Scott	20	2	2	0	0	2	20.4	2.0	2.0	0.00	0.0	0.00	2.0	8	15	6	9	7	4	22		
76ERS	240	51	32	8	15	6	132	240.0	43.0	29.0	7.00	14.0	5.00	123.5	54	108	38	50	62	41		
SPURS	240	44	21	7	14	6	130	240.0	38.0	21.0	6.50	12.5	4.50	117.0	54	106	33	51	59	37		

## SPURS 2019-20 SEASON SERIES STATISTICS VS. 76ERS

PLAYER	G	GS	MIN	-FIELD GOALS-			-3-POINT FG--			-FREE THROWS-			--REBOUNDS--			PF	DQ	STL	TO	BLK	PTS	AVG	
				FG	FCA	PCT	FG	FCA	PCT	FT	FTA	PCT	OFF	DEF	TOT								AST
DeRozan	2	2	63	23	43	.535	1	3	.333	12	12	1.000	1	11	12	5	4	0	2	3	59	29.5	
Gay	2	0	51	17	26	.654	5	7	.714	7	7	1.000	0	8	8	1	1	0	0	3	46	23.0	
White	1	1	29	6	11	.545	4	6	.667	4	5	.800	1	1	2	3	3	0	1	3	0	20	20.0
Aldridge	1	1	36	8	12	.667	0	0	---	1	1	1.000	1	5	6	2	3	0	0	1	1	17	17.0
Murray	2	2	53	7	22	.318	0	4	.000	8	11	.727	0	8	8	6	2	0	6	2	0	22	11.0
Johnson	2	0	24	4	7	.571	1	1	1.000	6	7	.857	0	8	8	1	2	0	0	0	0	15	7.5
Belinelli	1	0	18	3	6	.500	1	2	.500	0	0	---	0	1	1	2	0	0	1	1	0	7	7.0
Forbes	1	0	26	3	10	.300	1	8	.125	0	0	---	0	1	1	1	2	0	0	2	0	7	7.0
Mills	2	0	45	5	12	.417	3	8	.375	0	0	---	1	6	7	6	4	0	1	2	0	13	6.5
Eubanks	1	0	19	3	5	.600	0	0	---	0	0	---	3	7	10	2	3	0	3	0	2	6	6.0
Poeltl	2	2	49	4	10	.400	0	0	---	0	0	---	5	4	9	5	10	1	1	0	2	8	4.0
Weatherupoon	1	0	19	1	2	.500	1	2	.500	0	0	---	1	1	2	3	3	0	1	1	1	3	3.0
Walker	2	1	22	2	5	.400	1	3	.333	0	2	.000	0	0	0	2	1	0	0	0	5	2.5	
Carroll	1	0	17	1	2	.500	0	0	---	0	0	---	0	2	2	3	0	0	0	0	1	2	2.0
Metu	1	0	2	1	1	1.000	0	0	---	0	0	---	0	0	0	0	0	0	0	0	0	2	2.0
Zeller	1	0	4	1	4	.250	0	0	---	0	0	---	3	1	4	0	0	0	0	0	0	2	2.0
Lyles	1	0	2	0	0	---	0	0	---	0	0	---	0	1	1	0	0	0	0	0	0	0	0.0
SPURS	2	-	480	89	178	.500	18	44	.409	38	45	.844	16	60	76	42	38	1	13	25	9	234	117.0
76ERS	2	-	480	92	176	.523	24	57	.421	39	49	.794	21	65	86	58	46	1	14	28	10	247	123.5

PLAYER	-- SINGLE-GAME TO THGHS --						-- AVERAGE PER GAME --						-- CAREER HIGHS (C=SET, T=TIED THIS SEASON) --									
	MIN	REB	AST	ST	BLK	PTS	MIN	REB	AST	STL	TO	BLK	PTS	PF	FGA	FT	FCA	REB	AST	PTS		
DeRozan	33	7	3	1	2	30	31.6	6.0	2.5	1.00	1.5	1.00	29.5	13	24	14	16	9	9	45		
Gay	27	4	1	0	2	24	25.7	4.0	0.5	0.00	1.5	0.00	23.0	14	22	16	19	10	8	33		
White	29	2	3	1	0	20	29.0	2.0	3.0	1.00	3.0	0.00	20.0	6T	11C	4C	5C	4	5	20C		
Aldridge	36	6	2	0	1	17	35.7	4.0	2.0	0.00	1.0	1.00	17.0	13	30	7	8	19	6	33		
Murray	29	6	4	1	0	13	26.1	4.0	3.0	1.00	1.0	0.00	11.0	4T	14C	5C	6C	9	5	13C		
Johnson	22	3	1	0	0	15	12.0	1.5	0.5	0.00	0.0	0.00	7.5	4C	6C	6C	7C	3C	1C	15C		
Belinelli	18	1	2	1	1	0	7	18.0	1.0	2.0	1.00	1.0	0.00	7.0	11	17	4	5	7	8	28	
Forbes	26	1	1	0	2	0	7	26.3	1.0	1.0	0.00	2.0	0.00	7.0	6	11	2	3	6	4	15	
Mills	26	4	4	1	0	8	22.6	3.5	3.0	0.50	1.0	0.00	6.5	7	17	8	8	4C	4T	26		
Chapman	10	2	0	0	0	8	2.3	2.3	0.0	0.00	0.0	0.00	5.0	0T	5C	0T	10C	2	0	10		
Poehl	25	5	4	1	0	14	24.5	4.5	2.5	0.50	0.0	1.00	4.0	6	7	3	4	0	8	4C	14	
Weatherspoon	19	2	3	1	1	3	18.9	2.0	3.0	1.00	1.0	1.00	3.0	1C	2C	0C	0C	2C	3C	3C		
Walker	19	0	1	0	2	5	10.8	0.0	1.0	0.00	1.0	0.00	2.5	2C	5C	0C	2C	0C	1C	3C		
Chapman	2	3	0	0	0	8	3.5	2.5	0.0	0.00	0.0	0.00	3.0	0	8	14	5	1	5	21		
Metu	2	0	0	0	0	2	2.3	0.0	0.0	0.00	0.0	0.00	2.0	1C	1C	0C	0C	0C	0C	2C		
Zeller	4	4	0	0	0	0	3.7	4.0	0.0	0.00	0.0	0.00	2.0	11	15	5	6	7	15	3	26	
Lyons	2	1	0	0	0	0	2.3	1.0	0.0	0.00	0.0	0.00	0.0	6	12	2	2	8	5	14		
Chapman	24	6	21	7	14	62	24.0	6.0	21.0	5.5	5.5	11.0	0	5C	10C	0C	0C	59	37	37		
7ERS	240	51	32	8	5	132	240.0	43.0	29.0	7.00	14.0	5.00	123.5	54	108	38	50	62	41	135		





# SAN ANTONIO SPURS

## ALL-TIME MEETINGS

DATE	PHI	OPP	DATE	PHI	OPP	DATE	PHI	OPP	DATE	PHI	OPP
10/22/76	H	L 118 121	1/26/82	A	L 95 103	12/2/92	H	L 82 98	11/14/03	H	W 100 96
12/28/76	A	L 116 127	12/26/82	A	W 124 122	2/18/93	A	L 98 103	1/3/04	A	W 83 77
3/25/77	H	W 113 110	4/6/83	H	L 109 112	12/4/93	H	L 82 90	11/18/04	H	L 80 88
4/6/77	A	L 109 131	11/23/83	A	W 113 105	1/4/94	A	L 84 107	12/1/04	A	L 72 105
11/29/77	A	W 129 117	12/21/83	H	W 122 121	3/10/95	H	L 94 100	12/3/05	A	L 91 100
12/9/77	H	W 120 116	12/19/84	H	W 123 118	1/21/96	H	L 88 118	2/15/06	H	W 103 100*
2/17/78	H	W 125 116	3/4/85	A	L 103 109	3/2/96	A	L 101 115	12/16/06	A	L 98 103
4/2/78	A	L 107 111	11/8/85	H	L 95 107	12/4/96	A	L 103 113	1/21/07	H	L 85 99
11/1/78	H	W 116 115	1/6/86	A	W 108 102	2/5/97	H	W 113 97	1/14/08	A	L 82 89
11/29/78	A	W 120 114*	11/7/86	H	W 114 97	2/28/98	A	L 88 100	3/15/08	H	W 103 96
12/30/78	H	L 94 100	2/26/87	A	L 94 96	3/27/98	H	L 85 110	1/3/09	A	L 106 108
3/20/79	A	W 124 120	12/16/87	H	W 114 102	2/12/99	H	L 94 98	1/16/09	H	W 109 87
11/16/79	H	L 105 106	2/24/88	A	L 121 123*	11/22/99	A	L 76 89	11/29/09	A	L 89 97
11/20/79	A	W 118 114	1/5/89	A	L 104 119	11/22/99	H	L 91 94	2/19/10	H	W 106 94
12/5/79	H	W 132 120	3/24/89	H	W 135 122	11/25/00	A	L 76 96	11/13/10	A	L 93 116
12/27/79	A	W 118 114	11/17/89	H	W 108 101	1/13/01	H	W 100 83	2/11/11	H	W 77 71
3/9/80	A	W 134 118	1/3/90	A	L 94 103	12/7/01	A	L 76 86	2/8/12	A	L 90 100
3/19/80	H	L 99 105	1/7/91	H	L 102 111*	1/11/02	H	W 101 84	3/25/12	A	L 76 93
11/22/80	A	W 108 101	3/5/91	A	L 99 104	11/14/02	H	W 99 94	1/5/13	A	L 86 109
1/7/81	H	W 135 102	2/21/92	A	L 90 100	12/6/02	A	L 93 98	1/21/13	H	L 85 90
12/2/81	H	L 101 106	3/23/92	H	W 105 92				11/11/13	H	L 85 109

\* overtime  
\*\*double-overtime



# TORONTO RAPTORS



## GENERAL INFORMATION



Nick Nurse

Franchise Timeline (Established)	Toronto Raptors (1995-96)
Address	30 British Columbia Road, Toronto, Ontario M6K 3C3
Chairman of the Board & Chairman, NBA Board of Governors	Lawrence Tanenbaum
President	Masai Ujiri
General Manager	Bobby Webster
Head Coach	Nick Nurse
Assistant Coaches	Adrian Griffin, Sergio Scariolo, Chris Finch, Jama Mahlalela, Jim Sann, Jon Goodwillie
Assistant Coach/Director of Sports Science	Alex McKechnie
Head Athletic Trainer	Scott McCollough
Strength & Conditioning Coach	Jon Lee
Director, Communications	Jennifer Quinn
Senior Manager, Basketball Communications	Roven Yau
Manager, Communications	Phil Summers
Home Court	Scotiabank Arena (19,800); Tampa: Amalie Arena

## BROADCAST INFORMATION

Radio	TSN Radio 1050 (AM 1050), Sportsnet 590 (AM 590), Paul Jones, Eric Smith, Jack Armstrong, Sherman Hamilton
Television	TSN, Sportsnet, Matt Devlin, Leo Rautins, Jack Armstrong

### 2020-21 SCHEDULE

12/29/20	@PHI
2/21/21	@TOR (Tampa)
2/23/21	@TOR (Tampa)

### ALL-TIME SERIES RESULTS

Overall	39-57
Home	23-26
Away	16-31

### PLAYOFFS

Overall	7-7
Home	5-2
Away	2-5

## ALL-TIME SERIES INFORMATION

76ers Largest Margin of Victory	35, 1/7/12
76ers Most Pts. Scored	126, 12/22/18
76ers Fewest Pts. Scored	70, 3/31/02

Raptors Largest Margin of Victory	34, 10/21/17
Raptors Most Pts. Scored	129, 10/30/18
Raptors Fewest Pts. Scored	62, 1/7/12





# TORONTO RAPTORS

## 76ERS 2019-20 SEASON SERIES STATISTICS VS. RAPTORS

PLAYER	G	GS	MIN	-FTG COALS-			-3-POINT FG--			-FREE THROWS-			--REBOUNDS--			PF	DQ	STL	TO	BLK	PTS	AVG	
				FG	FCA	PCT	FG	FCA	PCT	FT	FCA	PCT	OFF	DEF	TOT								
Harris	4	4	143	32	70	.457	12	29	.414	12	16	.750	1	22	23	14	8	0	2	5	88	22.0	
Simmons	3	3	118	17	36	.472	0	0	1.000	9	11	.818	8	22	30	31	7	0	4	20	0	43	14.3
Kokmaz	4	1	99	16	39	.410	11	27	.407	7	8	.875	2	10	12	8	9	0	3	2	50	12.5	
Richardson	3	3	65	12	27	.444	6	12	.500	5	8	.625	2	9	11	1	4	0	2	5	23	11.7	
Thybulle	4	1	92	16	31	.516	10	23	.435	4	4	1.000	1	6	7	4	14	0	7	6	1	46	11.5
Horford	4	4	110	16	33	.485	4	14	.286	2	4	.500	7	21	28	21	5	0	3	2	5	30	9.5
Scott	4	0	66	11	21	.524	9	17	.529	7	11	.636	3	9	12	3	8	0	4	0	0	38	9.5
Milton	2	1	45	5	19	.263	5	12	.417	2	2	1.000	2	6	8	7	7	0	0	2	0	17	8.5
Neto	4	0	56	10	24	.417	5	10	.500	3	3	1.000	1	6	7	9	4	0	1	1	1	28	7.0
Brookhoff (TOT)	3	0	42	5	14	.357	1	4	.250	3	3	1.000	0	3	3	1	2	0	0	0	0	6	6.0
Ennis	3	0	42	5	14	.357	1	4	.250	4	4	1.000	3	3	6	2	5	0	2	1	0	16	5.3
Embiid	3	3	76	4	22	.182	0	5	.000	7	13	.538	5	25	30	8	9	0	2	16	2	15	5.0
Shayok	1	0	10	1	3	.333	0	0	---	1	2	.500	0	2	2	0	3	0	0	1	1	3	3.0
Pelle	2	0	32	2	6	.333	0	0	---	1	2	.500	2	5	7	0	7	1	1	2	5	2.5	
76ERS	4	-	960	147	335	.439	64	158	.405	64	88	.727	37	146	183	108	90	1	31	67	24	422	105.5
RAPTORS	4	-	960	156	348	.448	53	143	.371	72	103	.699	40	142	182	103	82	2	32	52	18	437	109.3

PLAYER	MIN	REB	AST	STL	PTS	--SINGLE-GAME HIGHS--			-AVERAGE PER GAME--			--CAREER HIGHS (C=SET, T=TIED THIS SEASON)--			PF	DQ	STL	TO	BLK	PTS	AVG
						FG	FCA	PCT	FG	FCA	PCT	FT	FCA	PCT							
Harris	41	6	5	1	2	26	35.7	5.8	3.5	0.50	1.3	1.25	22.0	10T	22C	7	8T	13	5T	28	
Simmons	41	11	14	2	8	0	17	39.3	10.0	10.3	1.33	6.7	0.0	14.3	11	16	7C	9C	12	14C	26
Kokmaz	29	5	4	2	2	21	24.7	3.0	2.0	0.75	0.8	0.50	12.5	6T	13C	6T	6T	5C	4C	23C	
Richardson	37	6	1	2	4	1	25	21.6	3.7	0.3	0.67	1.7	0.67	11.7	9C	19T	4	6	6T	7	25C
Thybulle	32	3	3	3	1	20	23.0	1.8	1.0	1.75	1.5	0.25	11.5	6C	12C	3C	3C	3C	3C	20C	
Horford	36	10	7	2	1	2	11	29.4	7.0	5.3	0.75	0.5	1.25	9.5	11	18	6	9	16	9	26
Scott	5	2	1	0	0	12	16.6	4.0	0.8	1.00	0.0	0.0	9.5	1	15	3C	4T	12	3	6	6.0
Milton	23	10	5	1	0	9	22.4	4.0	3.5	0.00	1.0	0.00	8.5	3C	10C	2C	2C	4C	5C	9C	
Neto	27	3	5	1	1	17	14.0	1.8	2.3	0.25	0.3	0.25	7.0	6C	15C	3C	3C	3C	5C	17C	
Brookhoff (TOT)	18	3	1	0	0	6	17.8	3.0	1.0	0.00	0.0	0.00	6.0	1T	4C	3C	3C	3C	1T	6C	
Ennis	2	2	1	0	1	13.9	2.0	0.7	0.67	0.3	0.00	5.3	4	12	5	8	12	5	8	4	14
Embiid	32	13	6	1	10	25.3	10.0	7.0	0.67	5.3	0.67	5.0	11	21	14	15	13T	6C	37		
Shayok	10	2	0	0	1	3	9.6	2.0	0.0	0.00	1.0	1.00	3.0	1C	3C	1C	2C	2C	0C	4C	
Pelle	20	4	0	1	1	3	4	15.8	3.5	0.0	0.50	1.0	2.50	2.5	2C	4C	1C	2C	4C	0C	4C
76ERS	240	51	31	9	21	10	121	240.0	45.8	27.0	7.75	16.8	6.00	105.5	47	99	38	49	57	34	126
RAPTORS	240	53	28	13	18	7	125	240.0	45.5	25.8	8.00	13.0	4.50	109.3	48	100	32	40C	57	33	129

## RAPTORS 2019-20 SEASON SERIES STATISTICS VS. 76ERS

PLAYER	G	GS	MIN	-FTG COALS-			-3-POINT FG--			-FREE THROWS-			--REBOUNDS--			PF	DQ	STL	TO	BLK	PTS	AVG	
				FG	FCA	PCT	FG	FCA	PCT	FT	FCA	PCT	OFF	DEF	TOT								
Lowry	3	3	98	18	37	.486	5	17	.294	20	27	.741	2	8	10	12	9	0	4	6	0	61	20.3
Siakam	4	4	140	29	74	.392	5	24	.208	11	18	.611	9	29	38	12	9	0	3	5	3	74	18.5
VanVleet	4	4	117	20	44	.455	10	17	.588	8	10	.800	2	9	11	24	8	0	4	7	0	58	14.5
Ibaka	2	0	55	11	24	.458	4	8	.500	2	4	.500	3	11	14	5	9	1	2	3	0	28	14.0
Powell	4	2	106	17	40	.425	7	20	.350	12	14	.857	2	16	18	2	8	0	4	9	2	53	13.3
Anunoby	3	3	92	13	27	.481	4	10	.400	1	3	.333	4	11	15	6	6	0	3	3	3	31	10.3
Hollis-Jefferson	4	0	85	12	23	.522	2	5	.400	10	13	.769	4	15	19	10	7	0	2	2	1	36	9.0
Gasol	4	4	108	12	29	.414	6	17	.353	1	3	.333	2	19	21	16	10	0	3	7	4	31	7.8
Boucher	3	0	40	8	15	.533	5	9	.556	1	2	.500	6	6	12	0	3	0	0	1	4	22	7.3
Hernandez	1	0	4	2	3	.667	1	1	1.000	1	3	.333	0	0	0	0	2	0	0	1	0	6	6.0
Thomas	1	0	23	2	7	.286	2	5	.400	0	0	---	1	2	3	0	0	0	0	1	0	6	6.0
Davis	4	0	67	9	20	.450	2	9	.222	2	2	1.000	4	11	15	9	11	1	3	5	0	22	5.5
Johnson	1	0	9	2	4	.500	0	1	.000	1	2	.500	1	3	4	0	0	0	0	1	5	5.0	
Watson (TOT)	1	0	5	1	1	1.000	0	0	---	2	2	1.000	0	1	1	0	0	0	0	1	0	4	4.0
Watson (TOR)	1	0	5	1	1	1.000	0	0	---	2	2	1.000	0	1	1	0	0	0	0	1	0	4	4.0
McCaig	1	0	0	0	0	---	0	0	---	0	0	---	0	0	0	0	0	0	0	0	0	0	0.0
Miller	1	0	11	0	0	---	0	0	---	0	0	---	0	1	1	0	2	0	0	1	0	0	0.0
76ERS	4	-	960	156	348	.448	53	143	.371	72	103	.699	40	142	182	103	82	2	32	52	18	437	109.3
76ERS	4	-	960	147	335	.439	64	158	.405	64	88	.727	37	146	183	108	90	1	31	67	24	422	105.5

PLAYER	MIN	REB	AST	STL	PTS	--SINGLE-GAME HIGHS--			-----AVERAGE PER GAME-----			-----CAREER HIGHS			[C-SET, T-TIED THIS SEASON]-							
						FG	FCA	PCT	FG	FCA	PCT	FT	FCA	PCT	FT	FCA	PCT	REB	AST	PTS		
Lowry	38	6	5	2	4	0	26	32.6	3.3	4.0	1.33	2.0	0.00	20.3	15	19	10	16	10	13	36	
Siakam	40	15	4	1	2	25	35.0	9.5	3.0	0.75	1.3	0.75	18.5	11	23C	5C	7C	15T	6	26		
VanVleet	42	5	8	3	0	24	29.2	2.8	6.0	1.00	1.8	0.00	14.5	9C	17C	6	6	5C	8C	24C		
Ibaka	28	7	3	2	3	0	16	27.6	7.0	2.5	1.00	1.5	0.00	14.0	12	17	7	8	11	3T	25	
Powell	28	8	1	3	4	1	18	26.5	4.5	0.5	1.00	2.3	0.50	13.3	6C	11C	5C	6C	8C	4	18T	
Anunoby	35	10	2	4	2	1	19	30.6	5.0	2.0	2.00	1.0	1.00	10.3	8C	14C	1T	2T	10C	2T	19C	
Hollis-Jefferson	31	10	4	1	2	1	16	21.3	4.8	2.5	0.50	0.5	0.25	9.0	9	15	7	9	10T	5	21	
Gasol	35	6	9	2	2	17	27.1	5.3	4.0	0.75	1.8	1.00	7.8	11	21	8	11	14	9C	20		
Boucher	22	9	0	0	1	4	19	13.2	4.0	0.0	0.00	0.3	1.33	7.3	7C	12C	1C	2C	9C	0T	19C	
Hernandez	4	0	2	0	1	0	6	4.2	0.0	2.0	0.00	1.0	0.00	6.0	2C	3C	1C	3C	0C	2C	6C	
Thomas	23	3	0	0	1	0	6	23.0	3.0	0.0	0.00	1.0	0.00	6.0	2C	7C	0C	0C	3C	0C	6C	
Davis	21	6	3	2	2	0	11	16.7	3.8	2.3	0.75	1.3	0.60	5.5	5C	8C	2C	2C	6C	3C	11C	
Johnson	9	4	0	0	0	1	5	4.8	0.0	0.0	0.00	0.0	0.00	0.0	8	16	8	5	4	0	0	
Watson (TOT)	5	1	1	1	0	4	5.1	1.0	1.0	1.00	1.0	0.00	4.0	1C	1C	2C	2C	1C	1C	1C	4C	
Watson (TOR)	5	1	1	1	0	4	5.1	1.0	1.0	1.00	1.0	0.00	4.0	1C	1C	2C	2C	1C	1C	1C	4C	
McCaig	0	0	0	0	0	0	0.3	0.0	0.0	0.00	0.00	0.00	0.0	1	2T	2	2	1	2	2	2	
Miller	11	1	0	1	0	1	10.0	1.0	0.0	0.00	1.0	0.00	0.0	0T	0T	1T	1T	1C	0T	0T	0T	
76ERS	240	53	28	13	10	125	24.8	45.5	25.8	4.0	40.5	109.3	3	80	32	40C	57	33	12T			
76ERS	240	51	31	9	21	101	24.0	45.8	27.0	7.75	16.8	6.00	105.5	47	99	38	49	57	34	12C		



# TORONTO RAPTORS

## ALL-TIME MEETINGS

DATE	PHI	OPP	DATE	PHI	OPP	DATE	PHI	OPP	DATE	PHI	OPP
12/1/95	A	L 102 105	11/25/01	A	L 88 107	4/18/07	A	W 122 119	1/9/13	A	L 72 90
3/12/96	H	W 118 110	2/4/02	H	L 93 100	10/31/07	A	L 97 106	1/18/13	H	W 108 101*
3/27/96	H	W 103 94	3/3/02	A	W 96 84	11/9/07	H	L 103 105	11/20/13	H	L 98 108
4/21/96	A	W 109 105*	3/31/02	H	L 70 72	1/9/08	A	L 96 109	12/13/13	A	L 100 108
11/13/96	A	L 98 110	11/22/02	H	W 90 80	1/19/08	H	W 99 95	1/24/14	A	L 95 104
1/29/97	H	W 101 99	11/24/02	A	W 94 84	10/29/08	H	L 84 95	4/9/14	A	L 114 125
3/18/97	A	L 105 117	3/23/03	A	W 112 95	11/12/08	A	W 106 96	11/9/14	A	L 88 120
4/2/97	H	L 90 112	11/19/03	A	W 81 75	3/11/09	H	W 115 106	1/14/15	A	L 84 100
12/10/97	H	L 97 104	12/2/03	H	L 88 95	4/12/09	A	L 104 111	1/23/15	H	L 86 91
1/26/98	A	L 87 91	1/28/04	A	L 84 94	1/8/10	H	L 106 108	3/2/15	H	L 103 114
4/5/98	H	W 116 104	2/3/04	H	L 80 93	2/10/10	A	L 93 104	11/11/15	H	L 103 119
4/19/98	A	W 107 78	3/25/05	H	W 106 96	3/7/10	A	W 114 101	12/13/15	A	L 76 96
4/4/99	A	L 82 97	2/11/05	A	W 106 91	4/3/10	H	L 123 128*	1/9/16	H	L 95 108
4/14/99	H	W 96 78	3/13/05	A	L 110 128	11/17/10	H	L 86 94	4/12/16	A	L 98 122
5/1/99	H	W 103 96	3/25/05	H	W 103 101	1/24/10	A	L 90 106	11/28/16	A	L 95 122
11/14/99	A	W 93 90	11/15/05	H	W 104 92	1/26/11	A	W 107 94	12/14/16	H	L 114 123
12/15/99	H	W 93 91	11/16/05	A	W 121 115	4/8/11	H	W 98 93	1/18/17	H	W 94 89
3/22/00	H	W 106 93	12/18/05	A	W 107 80	1/7/12	H	W 97 62	4/2/17	A	L 105 113
11/1/00	H	W 104 98	3/14/06	H	L 97 111	4/4/12	H	L 78 99	10/21/17	A	L 94 128
1/21/01	H	L 106 110*	11/8/06	A	L 104 106	4/11/12	A	W 93 75	12/21/17	H	W 114 109
1/30/01	A	L 89 96	1/15/07	H	L 86 104	11/10/12	A	W 93 83	12/23/17	A	L 86 102
4/3/01	A	L 85 100	4/6/07	H	L 85 94	11/20/12	H	W 106 98	1/15/18	H	W 117 111

\* overtime

\*\*double-overtime





# UTAH JAZZ



## GENERAL INFORMATION



Quin Snyder

Franchise Timeline (Established) .....	New Orleans Jazz (1974-75); Utah Jazz (1979-80)
Address .....	Zions Bank Basketball Campus, 1420 S 500 W, Salt Lake City, UT 84115
Owner .....	Ryan Smith
Executive VP of Basketball Operations .....	Dennis Lindsey
General Manager .....	Justin Zanik
Assistant General Manager .....	David Morway
Director of Pro Player Personnel .....	David Fredman
Executive Director of International Scouting .....	Richard Smith
Head Coach .....	Quin Snyder
Assistant Coaches ....	Alex Jensen, Dell Demps, Keyon Dooling, Vince Legarza, Sergi Oliva, Lamar Skeeter, Jeff Watkinson, Mike Wells
VP of Performance Health Care .....	Mike Elliott
Head Athletic Trainer .....	Eric Waters
Director of Sports Science .....	Barnett Frank
Director of Performance .....	Erik Phillips
Strength & Conditioning Coach .....	Isaiah Wright
Chief Communications Officer .....	Frank Zang
Vice President, Communications .....	Derek Garduño
Director, Communications .....	Madeline Wehle Crandall
Manager, Communications .....	Danny Franks
Home Court .....	Vivint Smart Home Arena (18,306)

## BROADCAST INFORMATION

Radio..... KZNS (1280 AM/97.5 FM); David Locke, Ron Boone  
 Television..... AT&T SportsNet: Craig Bolerjack, Matt Harpring, Thurl Bailey, Kristen Kenney

### 2020-21 SCHEDULE

2/15/21 ..... @UTA  
 3/3/21 ..... @PHI

### ALL-TIME SERIES RESULTS

Overall ..... 46-55  
 Home ..... 30-21  
 Away ..... 16-34

### PLAYOFFS

## ALL-TIME SERIES INFORMATION

76ers Largest Margin of Victory.....25, 2/5/90  
 76ers Most Pts. Scored.....132, 2/19/82  
 76ers Fewest Pts. Scored.....69, 12/28/02

Jazz Largest Margin of Victory .....29, 12/28/02  
 Jazz Most Pts. Scored.....126, 3/19/75  
 Jazz Fewest Pts. Scored .....76, 1/16/77



# UTAH JAZZ

## 76ERS 2019-20 SEASON SERIES STATISTICS VS. JAZZ

PLAYER	G	GS	MIN	-FIELD GOALS-			-3-POINT FG--			-FREE THROWS-			--REBOUNDS--			PF	DQ	STL	TO	BLK	PTS	AVG	
				FG	FCA	PCT	FG	FCA	PCT	FT	FCA	PCT	OFF	DEF	TOT								
Richardson	1	1	35	8	13	.615	2	6	.333	6	6	1.000	1	3	4	3	0	3	1	0	24	24.0	
Embiid	2	2	66	10	29	.345	2	7	.286	21	24	.875	5	22	27	7	10	0	1	5	3	43	21.5
Harris	2	2	70	14	34	.412	1	6	.167	13	16	.813	1	15	16	6	5	0	1	6	0	42	21.0
Burke (TOT)	4	2	107	21	46	.457	7	15	.467	12	12	1.000	5	13	18	10	12	0	7	2	1	61	15.3
Horford	2	2	63	9	26	.346	4	7	.571	2	2	1.000	5	7	12	7	2	0	3	2	3	24	12.0
Robinson (TOT)	4	2	116	20	36	.556	4	11	.364	1	1	1.000	7	10	17	9	6	0	3	3	1	45	11.3
Simmons	2	2	44	8	13	.615	0	0	---	0	4	0.000	3	6	9	11	4	0	5	3	0	16	8.0
Neto	2	0	44	6	18	.333	2	4	.500	0	0	---	0	4	4	5	2	0	3	5	0	14	7.0
Korkmaz	2	1	49	4	10	.400	3	7	.429	2	2	1.000	0	5	5	0	5	0	0	2	0	13	6.5
Ennis	2	0	37	4	12	.333	2	6	.333	2	3	.667	0	6	6	0	1	0	2	1	0	12	6.0
Thybulle	2	0	39	4	9	.444	3	4	.750	0	0	---	0	2	2	4	5	0	3	2	0	11	5.5
Scott	2	0	34	3	7	.429	2	4	.500	0	0	---	0	4	4	0	5	0	0	1	0	8	4.0
76ERS	2	-	480	70	171	.409	21	51	.412	46	57	.807	15	74	89	44	42	0	21	31	6	207	103.5
JAZZ	2	-	480	79	170	.465	13	44	.295	29	44	.659	19	73	92	44	47	2	15	33	12	200	100.0

PLAYER	MIN	REB	AST	ST	BL	PTS	AVERAGE PER GAME			-CAREER HIGHS (C=SET, T=TIED THIS SEASON)-				
							FG	FCA	PCT	FG	FCA	PCT		
Richardson	35	4	3	1	0	24	34.7	4.0	4.0	3.00	1.0	0.00	24.0	
Embiid	36	16	4	1	3	27	32.9	6.5	3.5	0.50	2.5	1.50	21.5	
Harris	35	9	3	1	4	26	35.0	8.0	3.0	0.50	3.0	0.00	21.0	
Burke (TOT)	35	6	3	5	1	24	26.8	4.5	2.5	1.75	0.5	0.25	15.0	
Horford	35	8	5	2	1	17	31.6	6.0	3.5	1.50	1.0	1.50	12.0	
Robinson (TOT)	36	8	5	1	1	17	29.1	4.3	2.3	0.75	0.8	0.25	11.3	
Simmons	34	8	4	3	0	14	22.0	4.5	5.5	2.50	1.5	0.00	13.0	
Neto	30	3	4	3	4	0	11	22.2	2.0	2.5	1.50	2.5	0.00	7.0
Korkmaz	25	3	0	0	2	7	24.3	2.5	0.0	0.00	1.0	0.00	6.5	
Ennis	27	5	0	2	1	8	16.3	3.0	0.0	1.00	0.5	0.00	6.0	
Thybulle	26	1	2	3	1	0	9	19.4	1.0	2.0	1.50	1.0	0.00	5.5
Scott	18	2	0	0	1	0	5	17.0	2.0	0.0	0.00	0.5	0.00	4.0
76ERS	240	47	24	12	16	3	104	240.0	44.5	22.0	10.50	15.5	3.00	103.5
JAZZ	240	50	23	9	20	8	106	240.0	46.0	22.0	7.50	16.5	6.00	100.0

## JAZZ 2019-20 SEASON SERIES STATISTICS VS. 76ERS

PLAYER	G	GS	MIN	-FIELD GOALS-			-3-POINT FG--			-FREE THROWS-			--REBOUNDS--			PF	DQ	STL	TO	BLK	PTS	AVG	
				FG	FCA	PCT	FG	FCA	PCT	FT	FCA	PCT	OFF	DEF	TOT								AST
Mitchell	2	2	71	16	42	.381	2	10	.200	8	12	.667	4	3	7	9	4	0	4	8	1	42	21.0
Gobert	2	2	73	15	23	.652	0	0	---	11	18	.611	9	19	28	5	8	1	3	1	4	41	20.5
Clarkeon (TOT)	3	0	65	15	32	.469	3	10	.300	12	15	.800	3	6	9	6	1	0	1	2	1	45	15.0
Bogdanovic	2	2	68	12	29	.414	3	10	.300	2	3	.667	0	8	8	5	5	0	1	6	1	29	14.5
Ingle	2	0	60	11	21	.524	4	9	.444	3	4	.750	1	9	10	6	0	2	3	0	29	14.5	
Conley	2	2	58	9	24	.375	2	5	.400	2	3	.667	2	6	8	8	1	0	3	8	2	22	11.0
Bradley	2	0	13	5	6	.833	0	0	---	0	0	---	3	1	4	0	4	0	1	0	0	10	5.0
Green	2	0	35	4	12	.333	1	7	.143	0	0	---	0	8	8	0	3	0	0	2	0	9	4.5
O'Neale	2	2	58	3	6	.500	1	3	.333	2	2	1.000	0	10	10	3	7	1	1	2	3	19	9.5
Niang	2	0	23	3	4	.750	0	0	---	1	2	.500	0	6	6	1	6	0	0	0	0	7	3.5
Mudry	1	0	5	1	2	.500	0	0	---	0	0	---	0	1	1	0	0	0	0	0	0	2	2.0
Davis	1	0	10	0	1	.000	0	0	---	0	0	---	0	2	2	2	0	0	0	1	2	0	0.0
Ekum	1	0	7	0	0	---	0	0	---	0	0	---	0	0	0	0	1	1	0	1	0	0.0	
JAZZ	2	-	480	79	170	.465	13	44	.295	29	44	.659	19	73	92	44	47	2	15	33	12	200	100.0
76ERS	2	-	480	70	171	.409	21	51	.412	46	57	.807	15	74	89	44	42	0	21	31	6	207	103.5

PLAYER	MIN	REB	AST	ST	TO	BLK	PTS	AVERAGE PER GAME			-CAREER HIGHS (C=SET, T=TIED THIS SEASON)-			
								FG	FCA	PCT	FG	FCA	PCT	
Mitchell	36	5	8	3	4	1	24	35.7	3.5	4.5	2.00	4.0	0.50	21.0
Gobert	36	16	3	1	3	27	36.3	14.0	2.5	1.50	0.5	2.00	20.5	
Clarkeon (TOT)	26	4	3	1	1	20	21.5	3.0	2.0	0.33	0.7	0.33	15.0	
Bogdanovic	35	6	5	1	3	10	34.1	4.0	2.5	0.50	3.0	0.50	14.5	
Ingle	31	8	2	3	0	16	29.9	5.0	5.0	1.00	1.5	0.00	14.5	
Conley	34	6	2	4	1	15	28.8	4.0	4.0	1.50	4.0	1.00	11.0	
Bradley	12	3	0	1	0	8	6.6	2.0	0.0	0.00	0.0	5.0	4.0	
Green	19	6	0	1	0	6	17.5	4.0	0.0	0.00	1.0	0.00	4.5	
O'Neale	30	6	2	1	1	5	28.9	5.0	1.5	0.50	1.0	0.50	4.5	
Niang	12	4	1	0	0	6	11.5	3.0	0.5	0.00	0.0	0.00	3.5	
Mudry	5	1	0	0	0	2	4.6	1.0	0.0	0.00	0.0	2.0	1.0	
Davis	10	2	0	0	1	0	10.3	2.0	2.0	0.00	1.0	2.00	0.0	
Ekum	7	0	1	0	1	0	6.7	0.0	1.0	0.00	1.0	1.00	0.0	
76ERS	240	50	23	9	20	8	106	240.0	46.0	22.0	7.50	16.5	6.00	100.0
JAZZ	240	47	24	12	16	3	104	240.0	44.5	22.0	10.50	15.5	3.00	103.5





# UTAH JAZZ

## ALL-TIME MEETINGS

DATE	PHI	OPP	DATE	PHI	OPP	DATE	PHI	OPP	DATE	PHI	OPP
10/18/74	H	W 112 99	1/28/80	A	L 101 107	2/19/90	A	L 102 115	12/29/01	A	L 81 89
10/24/74	A	W 102 89	2/13/80	H	W 107 85	1/4/91	A	L 99 102	2/14/02	H	L 91 98
2/18/75	A	L 85 103	11/29/80	H	W 113 93	3/3/91	H	L 92 95	12/28/02	A	L 69 98
3/19/75	H	L 115 126	2/27/81	A	W 87 83	12/18/91	H	L 105 107	2/28/03	H	W 104 83
11/30/75	A	W 113 96	1/2/82	A	W 109 107	3/25/92	A	L 94 100	12/14/03	H	L 86 94
12/3/75	H	W 102 94	2/19/82	H	W 132 117	12/18/92	H	L 98 112	12/29/03	A	L 97 106
1/14/76	H	W 100 95	11/27/82	H	W 126 113	12/30/92	A	L 110 119	12/20/04	H	L 101 103
3/28/76	A	L 107 110	1/29/83	A	W 126 109	11/19/93	H	W 124 115	1/5/05	A	W 106 99
4/7/76	H	W 102 99	2/29/84	A	W 103 97	2/21/94	A	L 92 119	12/31/05	A	L 102 108
10/26/76	A	W 111 101	3/11/84	H	W 120 97	12/20/94	H	L 88 91	1/11/06	H	L 102 110
11/19/76	H	W 100 95	12/28/84	A	W 114 111	1/7/95	A	L 90 111	1/3/07	A	L 87 98
1/16/77	H	W 97 76	2/24/85	H	W 117 108	12/20/95	H	W 108 104	3/16/07	H	W 89 88
4/5/77	A	W 119 109	12/20/85	H	W 112 105	3/20/96	A	L 84 107	11/28/07	H	L 95 106
10/22/77	H	L 103 104*	1/29/86	A	L 86 107	12/28/96	A	L 84 110	1/2/08	A	L 107 110
11/30/77	A	W 117 114	12/22/86	H	L 111 114	1/13/97	H	L 96 97*	11/11/08	H	L 80 93
2/8/78	H	W 117 104	1/2/87	A	W 104 99	1/6/98	A	L 95 98*	12/29/08	A	L 95 112
4/4/78	A	L 119 120	11/30/87	A	W 106 100	3/20/98	H	L 79 91	11/13/09	H	L 90 112
10/21/78	H	W 130 111	1/6/88	H	W 116 93	3/17/00	H	W 99 97	12/26/09	A	L 76 97
11/28/78	A	L 103 107	12/17/88	H	W 119 107	3/29/00	A	L 84 98	1/22/11	H	W 96 85
1/10/79	H	W 123 112	12/30/88	A	L 95 102	12/20/00	H	L 89 91	3/14/11	A	L 107 112*
1/12/79	A	L 89 100	2/5/90	H	W 114 89	12/26/00	A	W 97 91	12/30/11	A	L 99 102

\* overtime

\*\*double-overtime



# WASHINGTON WIZARDS



## GENERAL INFORMATION



Scott Brooks

Franchise Timeline (Established).....	Chicago Packers (1961-62);
.....	Chicago Zephyrs (1962-63); Baltimore Bullets (1963-64); Capital Bullets (1973-74);
.....	Washington Bullets (1974-75); Washington Wizards (1997-98)
Address.....	601 F Street NW; Washington, D.C. 20004
Chairman & CEO.....	Ted Leonsis
General Manager.....	Tommy Sheppard
Chief Planning & Operations Officer.....	Sashi Brown
Chief of Athletic Care & Performance.....	Dr. Daniel Medina
Assistant General Manager/Strategy & Analytics.....	Brett Greenberg
Vice President of College Personnel.....	Frank Ross
Vice President of Pro Personnel.....	Johnny Rogers
Head Coach.....	Scott Brooks
Associate Head Coach.....	Tony Brown
Assistant Coaches.....	Mike Longabardi, Robert Pack, Jarrell Christian, Corey Gaines,
.....	Dean Oliver, Mike Terpstra
Assistant Coach/Director of Player Development.....	David Adkins
Director of Coaching Administration.....	Eric Sebastian
Director of Player Health.....	Dr. Michael Ashton
Director of Physical Performance and Therapy.....	Dr. Michael Davis
Director of Athletic Performance.....	Adam Petway
Vice President of Communications.....	Scott Hall
Director of Basketball Communications.....	Daren Jenkins
Communications Manager.....	Matt Quinn
Director of Corporate Communications.....	Ketsia Colimon
Home Court.....	Capital One Arena (20,362)

## BROADCAST INFORMATION

Radio.....	WFED (1500 AM): Dave Johnson, Glen Consor
Television.....	NBC Sports Washington: Justin Kutcher, Drew Gooden, Chris Miller

### 2020-21 SCHEDULE

12/23/20 .....	@PHI
1/6/21.....	@PHI

### ALL-TIME SERIES RESULTS

Overall .....	183-123
Home.....	99-38
Away.....	70-81
Neutral .....	14-4

### PLAYOFFS

Overall .....	13-11
Home .....	8-4
Away.....	5-7

## ALL-TIME SERIES INFORMATION

76ers Largest Margin of Victory.....	39, 11/12/76
76ers Most Pts. Scored.....	149, 2x last 2/24/67
76ers Fewest Pts. Scored.....	75, 2/9/74

Wizards Largest Margin of Victory.....	32, 1/24/88
Wizards Most Pts. Scored.....	143, 3/14/65
Wizards Fewest Pts. Scored .....	73, 11/16/99





# WASHINGTON WIZARDS

## 76ERS 2019-20 SEASON SERIES STATISTICS VS. WIZARDS

PLAYER	G	GS	MIN	-FIELD GOALS-			-3-POINT FG--			-FREE THROWS-			--REBOUNDS--			PF	DQ	STL	TO	BLK	PTS	AVG	
				FG	FCA	PCT	FG	FCA	PCT	FT	FCA	PCT	OFF	DEF	TOT								AST
Embiid	3	3	97	26	47	.553	1	6	.167	24	29	.828	7	38	45	7	12	1	3	14	5	77	25.7
Harris	3	1	108	27	57	.474	7	19	.368	5	6	.833	4	15	19	9	9	0	3	3	2	66	22.0
Robinson (TOT)	1	1	32	8	13	.615	2	4	.500	4	4	1.000	2	4	6	7	1	0	1	2	0	22	22.0
Burks (TOT)	2	0	49	12	22	.545	7	12	.583	8	10	.800	0	4	4	4	2	0	3	2	0	39	19.5
Burks (PHI)	1	0	20	3	5	.600	2	2	1.000	1	2	.500	0	1	1	2	1	0	1	0	0	9	9.0
Richardson	2	2	67	14	26	.538	4	11	.364	4	4	1.000	1	1	2	6	3	1	4	0	1	36	18.0
Milton	1	1	27	4	7	.571	3	5	.600	3	4	.750	1	1	2	4	0	1	0	1	0	14	14.0
Simmons	3	3	92	15	30	.500	0	1	.000	9	21	.429	7	12	19	25	11	0	9	15	0	39	13.0
Neto	1	0	12	4	5	.800	3	4	.750	0	0	----	0	1	1	0	1	0	0	1	0	11	11.0
Horford	3	2	88	11	26	.423	4	9	.444	0	0	----	3	21	24	9	7	0	1	7	2	26	8.7
Korczak	3	1	56	8	17	.471	6	13	.462	2	4	.500	1	5	6	3	4	0	0	1	0	24	8.0
Burke	2	0	18	5	7	.714	2	3	.667	0	0	----	1	4	5	2	2	0	1	0	0	12	6.0
Thybulle	3	0	64	6	13	.462	3	9	.333	1	2	.500	1	1	2	8	7	0	5	1	3	16	5.3
Ennis	2	0	35	3	8	.375	1	1	.000	2	2	1.000	0	0	0	6	7	0	2	4	0	9	4.5
Scott	2	0	35	2	7	.286	2	5	.400	0	0	----	2	4	6	1	3	0	1	1	0	6	3.0
Brookhoff (TOT)	1	0	5	0	2	.000	0	2	.000	0	0	----	1	1	2	0	0	0	0	0	0	0	0.0
Pelle	1	0	1	0	0	----	0	0	----	0	0	----	0	0	0	0	0	0	0	0	0	0	0.0
76ERS	3	-	720	128	253	.536	38	90	.422	51	74	.689	30	108	138	80	71	1	25	49	14	345	115.0
WIZARDS	3	-	720	113	263	.430	25	79	.316	74	90	.822	29	98	127	60	67	0	24	38	9	325	108.3

PLAYER	-- SINGLE-GAME HIGHS --						AVERAGE PER GAME						--CAREER HIGHS (C=SET, T=TIED THIS SEASON)--											
	MIN	REB	AST	ST	BLK	PTS	MIN	REB	AST	STL	TO	BLK	PTS	FG	P	FGA	FT	F	FTA	REB	AST	PTS		
Embiid	35	21	3	3	8	30	32.5	15.0	2.3	1.00	4.7	1.67	25.7	11T	21	13	18	21C	4	35				
Harris	40	7	4	2	1	33	35.9	6.3	3.0	1.00	1.0	0.67	22.0	13C	28C	6	7	11	5	33C				
Robinson (TOT)	32	6	7	1	2	22	31.7	6.0	7.0	1.00	2.0	0.00	22.0	8C	13C	4C	4C	6C	7C	22C				
Burke (TOT)	29	3	2	2	0	30	24.3	2.0	2.0	1.50	1.0	0.00	19.5	9T	17C	7C	10	7	9	30C				
Burke (PHI)	20	1	2	1	0	9	19.6	1.0	2.0	1.00	0.0	0.00	9.0											
Richardson	35	2	3	1	0	21	33.7	1.0	3.0	0.50	2.0	0.00	18.0	9C	21	7	8	7	5	28				
Milton	27	2	4	1	0	14	27.2	2.0	4.0	1.00	0.0	1.00	14.0	4C	7C	3C	4C	5	4C	14C				
Simmons	36	8	11	4	7	17	30.6	6.3	8.3	3.00	5.0	0.00	13.0	8T	16	15	29	18	11C	31				
Neto	12	1	0	0	1	11	12.0	1.0	0.0	0.00	1.0	0.00	11.0	4T	9	2	2	4	5	5	12			
Horford	30	10	5	1	3	13	29.3	8.0	3.0	0.33	2.3	0.67	8.7	15	24	9	10	19	10	34				
Korczak	20	4	2	0	1	10	18.7	2.0	1.0	0.00	0.3	0.00	8.0	5	10	6	6	5	5	16				
Burke	15	5	2	0	1	10	12	2.0	2.5	1.0	0.00	0.5	0.00	6.0	8	16	3	4	8	19				
Thybulle	31	1	6	2	1	9	21.2	0.7	2.7	1.67	0.3	1.00	5.3	3C	5C	1C	2C	1C	6C	9C				
Ennis	18	6	2	0	1	7	17.5	3.0	2.0	0.00	0.5	0.50	4.5	4	10	6	8	12	2T	11				
Scott	18	3	1	1	0	6	17.5	3.0	0.5	0.50	0.5	0.00	3.0	6	15	5	6	8	2	19				
Brookhoff (TOT)	5	2	0	0	0	5	3	2.0	0.0	0.00	0.0	0.00	0.0	0T	2C	0T	0C	0C	0C	0T				
Pelle	1	0	0	0	0	0	0	0	0.0	0.00	0.0	0.00	0.0	0C	0C	0C	0C	0C	0C	0C				
76ERS	240	53	28	11	21	6	125	240.0	46.0	26.7	8.33	16.3	4.67	115.0	60	125	51	67	87	39	149			
WIZARDS	240	48	25	9	15	5	119	240.0	42.3	20.0	8.00	12.7	3.00	108.3	59	135	45	69	79	37	143			

## WIZARDS 2019-20 SEASON SERIES STATISTICS VS. 76ERS

PLAYER	G	GS	MIN	-FT COALS-			-3-POINT FG--			-FREE THROWS-			--REBOUNDS--			PF	DQ	STL	TO	BLK	PTS	AVG	
				FG	FCA	PCT	FG	FCA	PCT	FT	FCA	PCT	OFF	DEF	TOT								
Beal	2	2	76	20	48	.417	4	14	.286	18	20	.900	5	13	18	10	3	0	2	6	0	62	31.0
Thomas	1	1	25	5	13	.385	2	5	.400	8	9	.889	0	0	0	3	0	0	0	0	0	20	20.0
Bryant	1	1	31	8	17	.471	1	5	.200	2	3	.667	4	6	10	1	4	0	2	0	4	19	19.0
Je. Robinson (TOT)	1	0	29	8	11	.727	4	4	1.000	7	9	.778	0	3	3	3	5	0	2	1	0	19	19.0
Je. Robinson (WAS)	1	0	29	5	11	.455	2	4	.500	7	9	.778	0	3	3	3	5	0	2	1	0	19	19.0
Hachimura	2	2	81	13	29	.448	2	4	.500	7	9	.778	3	12	15	2	5	0	3	2	0	35	17.5
Bertans	2	1	75	12	29	.414	7	20	.350	3	3	1.000	1	9	10	3	6	0	2	3	0	34	17.0
Brown	3	1	84	18	36	.500	1	5	.200	7	8	.875	5	12	17	8	5	0	2	4	0	44	14.7
Napier (TOT)	2	0	42	7	13	.538	3	8	.375	5	5	1.000	0	1	1	1	3	0	3	0	0	22	11.0
Napier (WAS)	1	0	18	3	4	.750	1	2	.500	2	2	1.000	0	1	1	0	2	0	1	4	0	9	9.0
Smith	3	2	84	12	32	.375	2	5	.400	5	8	.625	0	7	7	16	3	0	0	3	1	31	10.3
Mahmini	2	1	32	5	12	.417	1	3	.333	3	4	.750	6	7	13	1	7	0	2	3	1	14	7.0
Faseoniks	2	0	30	4	6	.667	0	0	---	3	4	.750	1	3	4	1	8	0	4	0	0	11	5.5
Wagner	2	1	43	4	12	.333	1	7	.143	1	2	.500	2	12	14	1	6	0	2	2	0	10	5.0
Bonga	3	3	62	3	6	.500	0	2	.000	4	4	1.000	2	11	13	3	7	0	4	1	0	10	3.3
Schofield	2	0	31	1	4	.250	1	3	.333	2	2	1.000	0	1	1	2	4	0	1	1	1	5	2.5
Mathews	1	0	7	0	0	---	0	0	---	2	3	.667	0	0	0	1	0	0	0	1	0	2	2.0
Chiozza	1	0	11	0	4	.000	0	0	---	0	0	---	0	1	1	1	6	1	0	1	0	0	0.0
WIZARDS	3	-	720	113	263	.430	25	79	.316	74	90	.822	29	98	127	60	67	0	24	38	9	325	108.3
76ERS	3	-	720	128	253	.536	38	90	.422	51	74	.689	30	108	138	80	71	1	25	49	14	345	115.0

PLAYER	-- SINGLE-GAME HIGHS --						-- AVERAGE PER GAME --						-- CAREER HIGHS (C-SET, T-TIED THIS SEASON) --											
	MIN	REB	AST	ST	BLK	PTS	MIN	REB	AST	STL	TO	BLK	PTS	FG	FGA	FT	FTA	REB	AST	PTS				
Beal	38	10	6	2	5	0	36	38.2	9.0	5.0	1.00	3.0	0.00	31.0	15	25	12	16	10C	8	40			
Thomas	25	0	3	0	3	20	25.1	0.0	3.0	0.00	3.0	0.00	20.0	11	21	13	15	6	8	37				
Kryvonoz	31	19	0	0	0	19	29.8	10.0	0.0	2.00	0.0	4.00	0.0	8C	30C	27C	30C	10C	2	150				
Jr. Robinson (TOT)	29	3	3	2	1	19	29.3	3.0	3.0	0.00	1.0	0.00	19.0	9C	11C	7C	9C	3C	3C	19C				
Jr. Robinson (WAS)	29	3	3	2	1	19	29.3	3.0	3.0	2.00	1.0	0.00	19.0											
Hachimura	43	8	2	2	2	27	40.5	7.5	1.0	1.50	1.0	0.00	17.5	11C	18C	4C	5C	8C	2C	27C				
Bertans	37	9	3	1	2	25	37.3	5.0	1.5	1.00	1.5	0.00	17.5	9C	16C	5	5	9C	3C	25C				
Brown	36	8	4	2	4	19	28.0	5.7	2.7	0.67	1.3	0.00	14.7	8C	16C	3C	3C	8C	5	19C				
Napier (TOT)	2	2	1	0	2	13	21.2	2.5	0.0	0.00	0.0	0.00	9.0	7	14	7	9	3	6	23				
Napier (WAS)	18	1	0	1	4	9	17.7	1.0	0.0	1.00	4.0	0.00	9.0											
Smith	34	5	8	0	2	1	28.1	2.3	5.3	0.00	1.0	0.33	10.3	9	15	3T	4T	3C	13	21				
Mahmimi	19	8	1	2	2	17	15.9	6.5	0.5	1.00	1.5	0.50	7.0	6	8	5	6	12	5	13				
Chenokis	22	2	1	0	0	11	15.0	2.0	0.5	0.00	0.0	0.00	3.5	4C	6C	3C	4C	1C	1C	11				
Waggoner	26	15	1	2	0	1	20.5	6.0	0.5	0.00	0.0	0.00	0.0	2C	11C	2	11C	1T	5C	16				
Bonga	27	8	2	2	2	16	20.8	4.3	1.0	1.33	1.3	0.33	13.3	3C	5C	2C	2C	8C	2C	6C				
Schofield	26	1	1	1	1	1	15.6	0.5	1.0	0.50	0.5	0.50	2.5	1C	3C	2C	2C	1C	1C	3C				
Mathews	7	0	0	0	0	1	6.8	0.0	0.0	0.00	0.0	1.00	2.0	0C	0C	2C	3C	0C	0C	2C				
Chiozza	11	1	0	1	1	0	11.5	1.0	6.0	1.00	1.0	0.00	0.0	0C	0C	0C	1C	0C	1C	3C				
Waggoner (WAS)	240	40	25	9	9	125	240.0	42.0	26.0	8.00	10.3	3.00	100.3	35	65	49	69	75	37	141				
7ERS	240	53	28	11	21	119	240.0	45.0	26.7	8.33	16.3	4.67	115.0	60	125	51	67	87	39	145				





# WASHINGTON WIZARDS

## ALL-TIME MEETINGS

DATE	PHI	OPP	DATE	PHI	OPP	DATE	PHI	OPP	DATE	PHI	OPP	DATE	PHI	OPP	
10/21/61	H	W 123	103	12/25/67	A	W 108	105	11/28/79	H	W 120	102	1/13/90	A	W 120	101
12/2/61	H	W 123	118	1/12/68	H	W 133	116	12/25/79	A	W 95	92	1/27/90	H	W 125	101
1/2/62	A	W 127	102	2/3/68	H	W 133	121	3/1/80	H	W 119	106	3/24/90	A	W 114	112*
1/6/62	H	W 120	102	3/15/68	H	W 122	111	1/12/80	H	W 105	98	11/16/90	H	W 115	102*
1/18/62	N	W 118	111	3/20/68	A	W 137	119	3/20/80	A	L 113	119*	12/26/90	A	W 106	105*
1/27/62	A	W 107	102	10/19/68	A	W 124	121	10/11/80	A	W 126	120**	2/6/91	H	W 108	100
2/6/62	N	W 127	123	11/22/68	H	W 121	110	10/18/80	H	W 117	101*	3/23/91	A	L 99	102
2/15/62	A	L 121	126	12/26/68	H	W 125	120	12/12/80	H	W 95	79	4/12/91	H	L 85	95
2/16/62	N	W 132	106	1/4/69	A	L 112	117	1/22/81	A	W 128	116	11/5/91	A	W 107	106
2/17/62	N	W 136	127	1/31/69	H	L 105	108	2/13/81	H	L 102	104	1/18/92	A	W 105	101
10/26/62	H	W 130	112	3/22/69	A	W 116	108	2/19/81	A	L 108	129	1/20/92	H	W 99	91
11/18/62	N	W 110	107	10/29/69	A	W 129	105	11/3/81	A	W 112	92	2/29/92	A	W 101	92
11/29/62	A	W 112	85	11/5/69	A	L 130	131	1/6/82	H	W 126	112	4/18/92	H	W 111	104
12/7/62	N	W 149	129	12/25/69	A	L 113	121	1/12/82	A	W 95	92	1/8/93	H	W 119	117
1/6/63	H	W 114	102	1/23/70	H	W 133	118	2/3/82	H	W 122	96	1/29/93	H	L 92	86
1/23/63	A	L 94	104	1/24/70	A	L 111	112	3/17/82	H	W 102	93	3/17/93	H	L 89	94
2/14/63	H	W 136	117	3/17/70	H	W 104	99	4/16/82	A	W 100	96	4/7/93	A	W 98	90
2/19/63	N	W 118	110	3/18/70	A	W 119	113	11/14/82	H	W 102	93	11/5/93	H	W 94	82
2/21/63	A	L 91	108	10/30/70	H	L 110	123	12/18/82	A	L 97	100	11/12/93	A	L 93	105
3/12/63	A	W 130	106	11/11/70	A	W 119	107	1/7/83	A	W 106	89	2/4/94	H	L 95	102
10/30/63	A	W 111	108	11/30/70	H	W 104	98	3/12/83	A	W 95	86	3/1/94	A	L 103	109
11/9/63	A	L 100	116	2/14/71	N	L 103	112	3/13/83	H	W 97	93	3/13/94	A	W 114	97
11/26/63	H	W 115	113	3/20/71	A	L 112	124	4/13/83	H	L 76	95	11/9/94	H	W 98	97
1/4/64	A	W 123	113	3/21/71	H	W 120	108	10/28/83	H	W 117	114	1/20/95	A	L 98	102
1/21/64	N	L 121	124	11/13/71	A	L 105	111	12/3/83	A	L 98	103	2/1/95	H	W 98	89
1/22/64	A	L 116	124	12/25/71	H	L 114	117	1/11/84	H	W 121	99	2/28/95	A	W 106	102
1/26/64	H	L 120	131	2/19/72	H	L 105	121	1/21/84	A	L 90	94	4/23/95	A	L 90	106
2/12/64	A	L 115	121	2/21/72	A	L 101	102	3/22/84	A	W 106	101	11/3/95	H	W 105	103
2/19/64	H	W 130	122	12/12/72	A	L 102	123	3/28/84	H	W 109	103	11/15/95	A	L 95	127
3/14/64	N	W 128	122	1/19/73	N	L 94	101	11/20/84	H	L 105	120	1/10/96	H	L 93	98
10/22/64	H	L 135	138*	1/21/73	A	L 97	108	11/27/84	A	W 93	89	3/30/96	A	L 105	107
11/11/64	A	W 123	114	2/28/73	H	W 102	96	1/13/85	A	W 115	104	11/22/96	A	L 76	88
12/5/64	N	W 125	108	3/17/73	A	L 115	120	2/6/85	H	W 116	111	3/4/97	H	L 106	107
12/8/64	N	W 102	97	3/18/73	A	L 118	129	3/27/85	H	W 115	97	3/9/97	A	W 99	93
12/16/64	A	L 120	140	10/28/73	A	L 99	119	4/13/85	A	L 106	118	4/14/97	H	L 110	131
1/14/65	H	L 126	138	11/3/73	H	L 84	112	11/16/85	A	L 97	118	11/19/97	H	W 97	86
2/21/65	A	W 107	106	2/9/74	A	L 75	108	12/4/85	H	W 115	110*	3/8/98	A	L 91	100
2/22/65	N	W 122	112	2/10/74	H	W 95	94	2/21/86	H	W 97	87	3/11/98	H	W 88	86
3/14/65	A	L 126	143	3/6/74	H	W 112	99	3/21/86	H	W 112	105	4/1/98	A	W 112	91
3/21/65	H	W 127	105	3/12/74	A	L 101	112	3/24/86	A	L 93	100	3/7/99	A	W 104	91
10/16/65	A	W 133	101	12/21/74	A	L 101	117	4/13/86	A	L 97	98	3/7/99	H	L 95	103*
11/19/65	H	L 124	134	1/17/75	H	L 92	103	12/25/86	H	L 97	102	4/11/99	A	L 98	105
11/20/65	A	L 112	117	3/8/75	H	L 92	113	1/10/87	A	L 111	117	11/16/99	A	W 95	73
11/30/65	N	L 108	129	3/9/75	H	W 113	100	1/31/87	A	L 105	106	11/24/99	H	L 93	101
12/8/65	A	L 127	129	11/15/75	H	W 110	109***	3/6/87	H	W 123	113	3/2/00	A	W 87	84
1/6/66	N	W 133	129	1/3/76	A	L 104	119	4/13/87	H	W 113	105	4/12/00	H	W 93	84
1/18/66	H	W 128	117	1/17/76	A	L 103	105	4/19/87	A	W 108	102	11/29/00	H	W 93	87
2/23/66	A	L 115	119	3/2/76	A	L 111	128	1/20/88	H	L 98	110	12/13/00	A	W 102	82
2/26/66	N	W 114	98	4/2/76	H	W 96	94	1/24/88	A	L 99	113	1/12/01	A	W 86	82
3/20/66	A	W 108	104	11/12/76	H	W 143	104	1/25/88	A	L 97	118*	3/2/01	H	W 107	102
10/22/66	A	W 141	112	11/13/76	A	W 114	109	3/13/88	H	W 104	96	11/3/01	A	L 76	90
10/25/66	H	W 130	110	4/9/77	H	W 125	93	3/19/88	A	W 94	89	11/28/01	H	L 87	94
11/25/66	A	W 129	115	4/10/77	A	L 121	131	4/13/88	H	W 98	97*	1/22/02	A	W 91	84
12/3/66	A	W 137	120	11/12/77	A	L 98	116	11/22/88	A	W 130	103	4/10/02	A	L 77	90
1/6/67	H	W 121	115*	12/30/77	H	W 126	119	12/25/88	H	W 125	110	4/12/02	H	W 100	91
2/11/67	A	L 133	139	4/8/78	H	W 131	114	1/21/89	A	L 105	107	11/7/02	H	W 100	84
2/24/67	N	W 149	118	4/9/78	A	L 113	123	2/1/89	A	W 114	110*	11/30/02	A	W 95	94
3/18/67	H	W 135	119	10/18/78	H	L 111	121	3/18/89	A	L 114	123	1/18/03	A	W 88	80
3/19/67	A	W 132	129	11/10/78	H	W 123	122	4/23/89	H	W 115	106	4/16/03	H	W 107	87
11/1/67	H	W 136	111	2/11/79	H	W 107	99	11/24/89	H	W 121	108	11/11/03	A	L 112	105
12/2/67	H	W 130	121	3/27/79	A	W 100	97	12/1/89	A	L 90	107	1/10/04	A	L 87	94
12/9/67	A	W 123	109	10/12/79	A	W 93	92	12/20/89	H	W 118	111	2/11/04	H	W 113	88

\* overtime  
 \*\* double-overtime  
 \*\*\* triple-overtime





**HISTORY**

## HISTORICAL LOOK AT THE 76ERS

### 1940



**Nov. 14, 1946:** Danny Biasone (pictured to the left), the owner and founder of the Syracuse Nationals, sent a check for \$5,000 to the offices of the National Basketball League (NBL), thus creating the Syracuse Nationals franchise. Benny Borgmann was hired to coach the team. In the first professional game in Syracuse, N.Y., the Nationals defeated the Bears of Youngstown, Ohio, 67-64.

**Nov. 3, 1949:** The Nationals defeated Denver on Nov. 3, 1949, in the first NBA game in Syracuse, N.Y. The Nationals joined the NBA in 1949 when six teams from the Midwest-based National Basketball League joined the Basketball Association of America to form the 17-team National Basketball Association. The Nats posted a 51-13 record in their first season in the NBA under the direction of head coach Al Cervi.



**Nov. 24, 1949:** The Nationals defeated the Anderson Packers, 125-123, in five overtimes at Syracuse, N.Y. The game stands as the longest game in franchise history and the second longest game in NBA history.

### 1950

**April 23, 1950:** The Nationals lost to a George Mikan-led Minneapolis Lakers in Game 6 of the NBA Finals.

**April 12, 1954:** The Nationals, again returning to the finals, lost Game 7, and the series to the Minneapolis Lakers.

**1954-55:** Marked the first season the 24-second shot clock was implemented in the NBA. Nationals owner Danny Biasone and general manager Leo Ferris conceived the shot clock concept.

**April 10, 1955:** The Nationals defeated the Fort Wayne Pistons, 92-91, in Game 7 of the NBA Finals, capturing the franchise's first NBA Championship. The Nationals overcame a 17-point deficit.

**Feb. 1, 1959:** Dolph Schayes recorded the first 50-point game in franchise history when he scored a career-high 50 points (18-34 FG, 14-17 FT) in a 139-137 overtime loss to the Boston Celtics.

### 1950

**Dec. 25, 1960:** Demolishing the New York Knicks 162-100, the Sixers achieve their largest margin of victory in franchise history.

**March 18, 1961:** The Nationals, in a series against their future home and future star, defeat the Philadelphia Warriors and Wilt Chamberlain 106-103, completing a three game sweep in the 1960-61 Division Semifinals. The Nats would go on to lose in the Division Finals to Boston, four games to one.

**Spring 1963:** Ike Richman and Irv Kosloff purchased the

Syracuse Nationals from Danny Biasone. The franchise re-located from Syracuse, N.Y. to Philadelphia (May 22, 1963). The Nationals marked the return of professional basketball to Philadelphia after the Philadelphia Warriors franchise re-located to California at the conclusion of the 1961-62 season.

**Aug. 6, 1963:** The Nationals officially change their name to the Philadelphia 76ers. The name was chosen by Walter Stahlberg, of West Collingswood, N.J., who won a contest to name the club.

**March 29, 1964:** The Sixers finish their first season with a loss in the playoffs to Cincinnati. The season included many other firsts. Dolph Schayes was named to Sixers first coach and guard Hal Greer became the first Sixers All-Star.



**Jan. 15, 1965:** Halfway through the 1964-65 season the 76ers traded Paul Neumann, Connie Dierking, Lee Shaffer, and cash to the Warriors for Wilt Chamberlain. The trade was the start of something very good for Philadelphia's second NBA team. The 76ers finished the 1964-65 season at 40-40, good enough for third place in the division behind Cincinnati and Boston.

**March 1966:** Becoming the first Sixer to lead the NBA in scoring and rebounding, Wilt Chamberlain leads the Sixers to their first Eastern Division title.

**Nov. 5, 1966:** With a loss to Boston (105-87) the Sixers ended their longest win streak (spanning two seasons) in franchise history at 18 games.



**April 24, 1967:** After finishing the regular season with an astounding 68-13 record (a franchise record) and crushing Boston's hopes for a ninth straight title, the 76ers defeated San Francisco 125-122 in Game 6 of the NBA Finals, winning the franchise's second NBA Championship. During the NBA's 35th Anniversary in 1980, this team was voted the best in NBA history.

**Oct. 18, 1967:** Moving from the Philadelphia Civic Center, the Sixers play their first game in the Spectrum in front of 9,106 fans. The Sixers would finish the 1967-68 season with their third straight Eastern Division title.

**Dec. 16, 1967:** Wilt Chamberlain scores a franchise record, 68 points in a 143-123 win at Chicago.



**Feb. 2, 1968:** In a game against the Detroit Pistons, Wilt Chamberlain posts 22 pts., 25 rebs, and 21 asts, completing the only double triple-double in NBA history.

**July 9, 1968:** Wilt Chamberlain was traded to Los Angeles for Jerry Chambers, Archie Clark, and Darrall Imhoff.



## HISTORICAL LOOK AT THE 76ERS

### 1970

**May 1976:** Fitz Dixon purchased the 76ers from Irv Kosloff.

**Oct. 21, 1976:** Julius Erving was purchased from New York Nets. Erving went on to score 18,364 points and block a franchise record 1,293 shots in 11 seasons with the Sixers.

**Nov. 19, 1976:** Sixers retire Hal Greer's jersey No. 15. Greer played 15 seasons with the franchise, Greer scored a franchise record 21,586 points.



**Dec. 17, 1976:** Sixers retire Billy Cunningham's jersey No. 32. As a player, Cunningham played nine seasons with the Sixers and was named 1966 NBA Rookie of the Year and was a four-time All-NBA selection.

**June 5, 1977:** The Sixers fall to Portland, 109-107, in Game 6 of the 1977 NBA Finals. It marked the fifth NBA Finals appearance in franchise history.

**Oct. 19, 1977:** Coach Billy Cunningham coaches and wins his first game with the Sixers against Detroit (113-96). Cunningham went on to become the winningest coach in Sixers history (454-196, .698).

### 1980

**May 16, 1980:** In the first season of the three-point line in the NBA, the Sixers captured the 1980 Eastern Conference Championship, but lost to the L.A. Lakers in the NBA Finals (4-2).

**July 1981:** Harold Katz buys the 76ers from Fitz Dixon.

**June 8, 1982:** After defeating the Celtics in Game 7 of the Eastern Conference Finals, the Sixers go on to play the Lakers in the NBA Finals, losing the series in six games.

**May 31, 1983:** Led by Julius Erving, Moses Malone, and Maurice Cheeks, the 76ers defeat the L.A. Lakers 115-108, capturing the NBA Championship. The Sixers culminated a 65-17 regular season and a 12-1 run through the playoffs, with a sweep of the Lakers in the NBA Finals.

**June 1984:** Drafted Charles Barkley as the fifth overall pick. Barkley played eight seasons in Philadelphia, scoring 14,184 points in 610 games before being traded to Phoenix (June 17, 1992) for Jeff Hornacek, Andrew Lang and Tim Perry.

**March 25, 1986:** Sixers retire the microphone of David Zinkoff, the Sixers public address announcer for 22 seasons (1963-85).

**Nov. 7, 1986:** Sixers retire Bobby Jones jersey No. 24. A member of the 1983 NBA Championship 76ers, Jones played eight of his 10 seasons in the NBA with the Sixers and was named to the NBA All-Defensive First Team in eight consecutive seasons (1977-84).



**April 18, 1988:** Sixers retire Julius Erving's jersey No. 6. Erving played with the Sixers from 1976-87.

### 1990

**March 18, 1991:** Sixers retire Wilt Chamberlain's jersey No. 13. Chamberlain played with the Sixers from 1964-1968.

**Dec. 13, 1994:** The Sixers post the 2,000th franchise victory over the Miami Heat at the Spectrum.

**Feb. 6, 1995:** Sixers retire Maurice Cheeks' jersey No. 10. Cheeks played 15 seasons in the NBA, 11 with Philadelphia, and owns the franchise record for career assists (6,212).

**April 24, 1996:** Comcast-Spectacor purchased the 76ers from Harold Katz.

**June 1996:** With the first overall pick in the 1996 NBA Draft, the Sixers selected Allen Iverson. In his first season, Iverson set franchise records for rookies in points (1,787), assists (567), field goals (625) and 3-point field goals (155).

**Nov. 1, 1996:** The Sixers play their first game at the Center, and fall to the Milwaukee Bucks, 111-103.


**Oct. 31, 1997:** The Sixers unveil their first major logo change since becoming the 76ers in 1963. The logo modernized the old red and blue logo by adding silver, gold, and black.

**April 17, 1998:** 21,305 fans set the franchise record for home game attendance at the Center as the Sixers play the Chicago Bulls. The Bulls, led by a retiring Michael Jordan won the game 87-80.

### 2000

**March 30, 2001:** Sixers retire Charles Barkley's jersey No. 34. Barkley played with the Sixers from 1984-1992.

**June 6, 2001:** Once again, the Sixers and Lakers meet in the Finals, with L.A. as a heavy favorite. Philly shocked everyone by taking Game 1 in L.A. before losing the series in five. The Sixers became the first team to win four major awards in the same season (MVP: Allen Iverson, Sixth Man of the Year: Aaron McKie, Defensive Player of the Year: Dikembe Mutombo, Coach of the Year: Larry Brown).



**May 18, 2005:** Allen Iverson is named to All-NBA First Team for the third time in his career, and it is the sixth time he has received All-NBA honors. Iverson won the league's scoring title for the fourth time, joining Wilt Chamberlain (7), Michael Jordan (10) and George Gervin (4) as the only players to accomplish that feat four or more times.

**Dec. 19, 2006:** Allen Iverson is traded to the Denver Nuggets along with Ivan McFarlin in exchange for Andre Miller, Joe Smith and two first round draft choices.



## HISTORICAL LOOK AT THE 76ERS

**June 23, 2009:** Sixers announce brand relaunch with official logo change.



### 2010

**Sept. 18, 2011:** NBA Board of Governors unanimously approves sale of the Philadelphia 76ers to an investment group led by Joshua Harris and David Blitzer.

**May 14, 2013:** Sixers name Sam Hinkie President of Basketball Operations and General Manager.

**August 14, 2013:** Brett Brown is announced as head coach of the Sixers.

**Mar. 1, 2014:** Sixers retire Allen Iverson's No. 3. Iverson played 12 seasons in Philadelphia and scored the second-most points in franchise history.



**May 12, 2015:** Sixers introduce updated brand identity, including a redesigned primary logo and a series of partial and secondary logo variations in addition to new uniforms which were introduced a few weeks later.

**Mar. 12, 2016:** Sixers retire Dolph Schayes' No. 4. Schayes played 15 NBA seasons, including 14 with the Syracuse Nationals before the team relocated to Philadelphia for the 1963-64 season.

**Apr. 10, 2016:** Sixers name Bryan Colangelo President of Basketball Operations.

**June 23, 2016:** With the first overall pick in the 2016 NBA Draft,

the Sixers selected Ben Simmons. Simmons was the third Sixer to ever be chosen first overall (Iverson, 1996; Collins 1973).

**June 19, 2017:** With the first overall pick in the 2017 NBA Draft, the 76ers selected Markelle Fultz. Fultz became the fourth 76er ever to be chosen first overall (Collins 1973), Iverson (1996) and Simmons (2016)).

**Feb. 18, 2018:** Joel Embiid starts 67th NBA All-Star Game in Los Angeles. First 76er to be named an All-Star game starter since Iverson in 2009-10

**June 25, 2018:** Simmons named NBA Rookie of the Year joining Iverson (1996-97) and Michael-Carter Williams (2013-14) as the only other 76ers in franchise history to receive the award.

**Feb. 8, 2019:** Team retires Moses Malone's No. 2. Malone appeared in 357 games over five seasons with the 76ers, averaging 21.0 points, 12.0 rebounds and 1.3 blocks in 33.1

minutes per game and earning All-Star nods in four straight campaigns from 1982-86. He led the team to the 1983 NBA title.

**Feb. 17, 2019:** Joel Embiid and Ben Simmons play in the 68th NBA All-Star Game in Charlotte, NC, becoming the first 76er teammates selected to an All-Star Game since Hall of Famers Allen Iverson and Dikembe Mutombo were both selected in 2002.

**March 12, 2019:** Joel Embiid (58) and Ben Simmons (42) were the only teammates in the NBA each with 40 double-doubles. The duo was the first pair of 76er teammates each with 40-plus double-doubles in a season since Charles Barkley and Mike Gminski each did so in 1988-89 and just the sixth pair of teammates in franchise history.

**April 10, 2019:** With 51 wins in the 2018-19 season and 52 in 2017-18, this marked the first time the 76ers have won 50-plus games in back-to-back seasons since doing so in seven straight from 1979-86.

### 2020

**Feb. 16, 2020:** Joel Embiid and Ben Simmons play in the 69th NBA All-Star Game in Chicago, becoming the first 76er teammates to be selected to consecutive All-Star Games since Maurice Cheeks and Charles Barkley in 1987 and 1988.

**March 11, 2020:** The NBA suspends game play until further notice, due to the coronavirus pandemic.

**Aug. 1, 2020:** The 76ers resume their 2020-21 season with the first of eight "seeding" games played in Orlando, Florida.

**Oct. 3, 2020:** Doc Rivers is announced as Head Coach.

**Nov. 2, 2020:** Daryl Morey is hired as President of Basketball Operations.



## GOVERNORSHIP & GENERAL MANAGERS

### OWNERSHIP TIMELINE

- Sept. 18, 2011** Investment group led by Josh Harris and David Blitzer purchase the 76ers from Comcast-Spectacor.
- April 24, 1996** Comcast-Spectacor purchased the 76ers from Harold Katz.
- July 1981** Harold Katz buys the 76ers from Fitz Dixon.
- May 1976** Fitz Dixon purchased the 76ers from Irv Kosloff.
- May 1963** Ike Richman and Irv Kosloff purchase the Syracuse Nationals from Danny Biasone. They move the team from Syracuse to Philadelphia and changed the name.
- 1946** Danny Biasone, who later invented the NBA's 24-second shot clock, founded the Syracuse Nationals as part of the NBL (National Basketball League). After three seasons in the NBL, the Nationals joined the NBA in 1949.



**Danny Biasone**




**Ike Richman**



**Fitz Dixon**



**Harold Katz**



**Ed Snider**  
*Chairman,  
Comcast Spectacor*



**Josh Harris**  
*Managing Partner*

### HISTORY OF 76ERS GENERAL MANAGERS

The 76ers didn't have a general manager after the team debuted in Philadelphia in May 1963. Attorney Ike Richman performed some of the duties of the job between 1963 and 1966, but it wasn't until Jack Ramsay was named to the position in 1966-67 that the team had a GM.

#### GENERAL MANAGER

Leo Ferris  
Jack Ramsay  
Don DeJardin  
Pat Williams  
John Nash  
Gene Shue  
Jim Lynam  
John Lucas  
Brad Greenburg

#### TENURE

1949-63  
1966-67  
1970-74  
1974-86  
1986-90  
1990-92  
1992-94  
1994-96  
1996-97

#### GENERAL MANAGER

[No General Manager]  
Billy King  
Ed Stefanski  
[No General Manager]  
Tony DiLeo  
Sam Hinkie  
Bryan Colangelo (*Pres. Of Bball Operations*)  
Elton Brand  
Daryl Morey (*Pres. Of Bball Operations*)

#### TENURE

1997-98  
1998-2007  
2007-2011  
2011-12  
2012-13  
2013-16  
2016-18  
2018-Present  
2020-Present

### CLUB NICKNAME

The late Walter Stahlberg, of West Collingswood, New Jersey, won a contest to name the club in 1963. The choice of the club's nickname was announced on Aug. 6, 1963. There were almost 500 different suggestions among the entries and Stahlberg was one of several who picked the 76ers. However his accompanying 25-word explanation was deemed the best by the judges, and he and his wife received an all-expense trip to the West Coast to see the 76ers play San Francisco.



# HISTORY

## HEAD COACHES YEARLY BREAKDOWN

### ALL-TIME 76ERS HEAD COACHES

COACH	FIRST	LAST	NO. OF SEASONS	REGULAR SEASON			PLAYOFFS		
	SEASON	SEASON		W	L	PCT	W	L	PCT
Al Cervi <sup>1</sup>	1949-50	1956-57	8	294	201	.594	33	26	.559
Paul Seymour	1956-57	1959-60	4	155	124	.556	9	11	.450
Alex Hannum	1960-61	1962-63	3	127	112	.531	8	10	.444
Dolph Schayes	1963-64	1965-66	3	129	111	.538	9	12	.429
Alex Hannum	1966-67	1967-68	2	130	33	.798	18	10	.643
Jack Ramsay	1968-69	1971-72	4	174	154	.530	5	12	.294
Roy Rubin <sup>2</sup>	1972-73	1972-73	1	4	47	.078	—	—	—
Kevin Loughery	1972-73	1972-73	1	5	26	.161	—	—	—
Gene Shue <sup>3</sup>	1973-74	1977-78	5	157	177	.470	11	11	.500
Billy Cunningham	1977-78	1984-85	8	454	196	.698	66	39	.629
Matt Guokas <sup>4</sup>	1985-86	1987-88	3	119	88	.575	8	9	.471
Jim Lynam	1987-88	1991-92	5	194	173	.529	8	13	.381
Doug Moe <sup>5</sup>	1992-93	1992-93	1	19	37	.339	—	—	—
Fred Carter	1992-93	1993-94	2	32	76	.296	—	—	—
John Lucas	1994-95	1995-96	2	42	122	.256	—	—	—
Johnny Davis	1996-97	1996-97	1	22	60	.268	—	—	—
Larry Brown	1997-98	2002-03	6	255	205	.554	28	30	.483
Randy Ayers <sup>6</sup>	2003-04	2003-04	1	21	31	.404	—	—	—
Chris Ford	2003-04	2003-04	1	12	18	.400	—	—	—
Jim O'Brien	2004-05	2004-05	1	43	39	.524	1	4	.200
Maurice Cheeks <sup>7</sup>	2005-06	2008-09	4	122	147	.454	2	4	.333
Tony DiLeo	2008-09	2008-09	1	32	27	.542	2	4	.333
Eddie Jordan	2009-10	2009-10	1	27	55	.329	—	—	—
Doug Collins	2010-11	2012-13	3	110	120	.478	8	10	.444
Brett Brown	2013-14	2019-20	7	221	344	.391	12	14	.462

<sup>1</sup>Cervi started 1956-57 with a 4-8 record before being replaced by Seymour.

<sup>2</sup>Rubin started the 1972-73 season and had a 4-47 record before being replaced by Loughery.

<sup>3</sup>Shue started 1977-78 with a 2-4 record before being replaced by Cunningham.

<sup>4</sup>Guokas started 1987-88 with a 20-23 record before being replaced by Lynam.

<sup>5</sup>Moe started 1992-93 with a 19-37 record before being replaced by Carter.

<sup>6</sup>Ayers started 2003-04 with a 21-31 record before being replaced by Ford (interim).

<sup>7</sup>Cheeks started 2008-09 with a 9-14 record before being replaced by DiLeo.





# HISTORY

## HEAD COACHES YEAR BY YEAR RESULTS

YEAR	HEAD COACH	REGULAR SEASON				PLAYOFFS		
		W	L	PCT.	FINISH	W	L	PCT.
1949-50	Al Cervi	51	13	.797	1st/Eastern	6	5	.545
1950-51	Al Cervi	32	34	.485	4th/Eastern	4	3	.571
1951-52	Al Cervi	40	26	.606	1st/Eastern	3	4	.429
1952-53	Al Cervi	47	24	.662	2nd/Eastern	0	2	.000
1953-54	Al Cervi	42	30	.583	T-2nd/Eastern	9	4	.692
1954-55	Al Cervi	43	29	.597	1st/Eastern	7	4	.636
1955-56	Al Cervi	35	37	.486	3rd/Eastern	4	4	.500
1956-57	Al Cervi	4	8	.333				
	Paul Seymour	34	26	.567	2nd/Eastern	2	3	.400
1957-58	Paul Seymour	41	31	.569	2nd/Eastern	1	2	.333
1958-59	Paul Seymour	35	37	.486	3rd/Eastern	5	4	.556
1959-60	Paul Seymour	45	30	.600	3rd/Eastern	1	2	.333
1960-61	Alex Hannum	38	41	.481	3rd/Eastern	4	4	.500
1961-62	Alex Hannum	41	39	.513	3rd/Eastern	2	3	.400
1962-63	Alex Hannum	48	32	.600	2nd/Eastern	2	3	.400
1963-64	Dolph Schayes	34	46	.425	3rd/Eastern	2	3	.400
1964-65	Dolph Schayes	40	40	.500	3rd/Eastern	6	5	.545
1965-66	Dolph Schayes	55	25	.688	1st/Eastern	1	4	.200
1966-67	Alex Hannum	68	13	.840	1st/Eastern	11	4	.733
1967-68	Alex Hannum	62	20	.756	1st/Eastern	7	6	.538
1968-69	Jack Ramsay	55	27	.671	2nd/Eastern	1	4	.200
1969-70	Jack Ramsay	42	40	.512	4th/Eastern	1	4	.200
1970-71	Jack Ramsay	47	35	.573	2nd/Atlantic	3	4	.429
1971-72	Jack Ramsay	30	52	.366	3rd/Atlantic	---	---	---
1972-73	Roy Rubin	4	47	.078				
	Kevin Loughery	5	26	.161	4th/Atlantic	---	---	---
1973-74	Gene Shue	25	57	.305	4th/Atlantic	---	---	---
1974-75	Gene Shue	34	48	.415	4th/Atlantic	---	---	---
1975-76	Gene Shue	46	36	.561	T-2nd/Atlantic	1	2	.333
1976-77	Gene Shue	50	32	.610	1st/Atlantic	10	9	.526
1977-78	Gene Shue	2	4	.333				
	Billy Cunningham	53	23	.697	1st/Atlantic	6	4	.600
1978-79	Billy Cunningham	47	35	.573	2nd/Atlantic	5	4	.556
1979-80	Billy Cunningham	59	23	.720	2nd/Atlantic	12	6	.667
1980-81	Billy Cunningham	62	20	.756	T-1st/Atlantic	9	7	.563
1981-82	Billy Cunningham	58	24	.707	2nd/Atlantic	12	9	.571
1982-83	Billy Cunningham	65	17	.793	1st/Atlantic	12	1	.923
1983-84	Billy Cunningham	52	30	.634	2nd/Atlantic	2	3	.400
1984-85	Billy Cunningham	58	24	.707	2nd/Atlantic	8	5	.615
1985-86	Matt Guokas	54	28	.659	2nd/Atlantic	6	6	.500
1986-87	Matt Guokas	45	37	.549	2nd/Atlantic	2	3	.400
1987-88	Matt Guokas	20	23	.465				
	Jim Lynam	16	23	.410	4th/Atlantic	---	---	---
1988-89	Jim Lynam	46	36	.561	2nd/Atlantic	0	3	.000
1989-90	Jim Lynam	53	29	.646	1st/Atlantic	4	6	.400
1990-91	Jim Lynam	44	38	.537	2nd/Atlantic	4	4	.500
1991-92	Jim Lynam	35	47	.427	5th/Atlantic	---	---	---
1992-93	Doug Moe	19	37	.339				
	Fred Carter	7	19	.269	6th/Atlantic	---	---	---
1993-94	Fred Carter	25	57	.305	6th/Atlantic	---	---	---
1994-95	John Lucas	24	58	.293	6th/Atlantic	---	---	---
1995-96	John Lucas	18	64	.220	7th/Atlantic	---	---	---
1996-97	Johnny Davis	22	60	.268	6th/Atlantic	---	---	---
1997-98	Larry Brown	31	51	.378	7th/Atlantic	---	---	---
1998-99	Larry Brown	28	22	.560	3rd/Atlantic	3	5	.375
1999-00	Larry Brown	49	33	.598	3rd/Atlantic	5	5	.500
2000-01	Larry Brown	56	26	.683	1st/Atlantic	12	11	.522
2001-02	Larry Brown	43	39	.524	6th/Atlantic	2	3	.400
2002-03	Larry Brown	48	34	.585	4th/Atlantic	6	6	.500
2003-04	Randy Ayers	21	31	.404				
	Chris Ford	12	18	.400	5th/Atlantic	---	---	---
2004-05	Jim O'Brien	43	39	.524	2nd/Atlantic	1	4	.200
2005-06	Maurice Cheeks	38	44	.463	2nd/Atlantic	---	---	---
2006-07	Maurice Cheeks	35	47	.427	3rd/Atlantic	---	---	---
2007-08	Maurice Cheeks	40	42	.488	3rd/Atlantic	2	4	.333
2008-09	Maurice Cheeks	9	14	.391		---	---	---
	Tony DiLeo	32	27	.542	2nd Atlantic	2	4	.333
2009-10	Eddie Jordan	27	55	.329	4th Atlantic	---	---	---



# HISTORY

## HEAD COACHES YEAR BY YEAR RESULTS

YEAR	HEAD COACH	REGULAR SEASON				PLAYOFFS		
		W	L	PCT.	FINISH	W	L	PCT.
2010-11	Doug Collins	41	41	.500	3rd Atlantic	1	4	.200
2011-12	Doug Collins	35	31	.530	3rd Atlantic	7	6	.538
2012-13	Doug Collins	34	48	.415	4th Atlantic	---	---	---
2013-14	Brett Brown	19	63	.232	5th Atlantic	---	---	---
2014-15	Brett Brown	18	64	.220	4th Atlantic	---	---	---
2015-16	Brett Brown	10	72	.122	5th Atlantic	---	---	---
2016-17	Brett Brown	28	54	.341	4th Atlantic	---	---	---
2017-18	Brett Brown	52	30	.634	3rd/Atlantic	5	5	.500
2018-19	Brett Brown	51	31	.622	2nd/Atlantic	7	5	.583
2019-20	Brett Brown	43	30	.589	3rd/Atlantic	0	4	.000
<b>TOTALS</b>		<b>2900</b>	<b>2723</b>	<b>.516</b>		<b>228</b>	<b>219</b>	<b>.510</b>

## COACHING LEADERS

### BY GAMES

Coach	Games
Billy Cunningham	650
Al Cervi	495
Brett Brown	492
Larry Brown	460
Alex Hannum	402
Jim Lynam	367
Gene Shue	334
Jack Ramsay	328
Paul Seymour	279
Maurice Cheeks	269

### BY WINS

Coach	Wins
Billy Cunningham	454
Al Cervi	294
Alex Hannum	257
Larry Brown	255
Brett Brown	221
Jim Lynam	194
Jack Ramsay	174
Gene Shue	157
Paul Seymour	155
Dolph Schayes	129

### BY WINNING PERCENTAGE

Coach	Pct.
Billy Cunningham	.698
Alex Hannum	.639
Al Cervi	.594
Matt Guokas	.575
Paul Seymour	.556
Larry Brown	.554
Tony DiLeo	.542
Dolph Schayes	.538
Jack Ramsay	.530
Jim Lynam	.529





# HISTORY

## 76ERS UNIFORM HISTORY



2009-2014



1997-2009



1994-1997



1991-1994



1978-1991

**2017-PRESENT:** 2017 brought on an updated look for the Philadelphia 76ers, with the unveiling of the teams new Icon Edition (Blue), Association Edition (White), Statement Edition (Red) uniforms. The new Icon and Association uniforms introduced a hard-red drop-shadow behind the iconic "PHILA" lettering and player numbers. The new designs also include the words "Brotherly Love" embroidered in gold on the bottom of each jersey, drawing inspiration from the Greek translation for "Philadelphia." The Statement uniform displays "Sixers" in cursive across the uniform's chest plate. The cursive writing serves as a salute to the signing of the Declaration of Independence. 2017 also ushered in the 2 ½ -by-2 ½ -inch StubHub jersey patch as part of the team's first jersey sponsorship, the first of its kind in major American sports history. The StubHub patch appears on every 76ers jersey.

**2015-2017:** On June 18, 2015, the Sixers revealed new home (white), road (blue) and alternate (red) uniforms which were designed using elements from different eras in franchise history. "PHILA" is emblazoned across the chest of the home and road jerseys as a homage to the 1966-67 Championship team. The alternate red jersey has "SIXERS" sprawled across the front, to honor the 1982-83 Championship team. All three uniforms are decorated with a column of stars down each side in the fashion of the 1976-77 uniforms. Each jersey also has the phrase "PHILA TOUGH" sewn into the waist-level hem, visible only to the players prior to being tucked in

**2009-2015:** Prior to the 2009-10 season, the Sixers re-designed their uniform to feature the team's new primary "76ers basketball" logo with the red, white and blue color scheme. Trimmed in blue and red, the team will wear white uniforms with blue lettering and red numbers at home. On the road, the team will wear red uniforms, trimmed with blue and white, that feature white lettering and numbers. In the summer of 2010, the uniforms underwent some minor revisions, including blue piping added around the neck and shoulders among other aesthetic details. The Sixers also debuted an alternate blue uniform in the 2012-13 season opener.

**2007-2009:** Both the Sixers home and road jerseys underwent a bit of a facelift in the summer of 2007. Influenced by the secondary red road uniform, which was introduced the previous season, the home and road designs featured a refined red taping stretching from the jersey to the shorts. The material itself was also completely overhauled, as the new fabric was adidas clima-cool flatback mesh on the front with open-holed metallic stretchair fabrication on the back and in key venting zones through the front of the shoulders.

**2007-2009:** During the 2006-07 season, the 76ers unveiled a new second road uniform with red as the predominant color accented by the team's other official colors of white, blue, black, silver and gold. Produced by adidas, the jerseys featured a new "PHILA" wordmark across the front in a design similar



Present Home Uniform

to the team's primary logo, as well as blue and white striping around the V-neck. The red shorts are adorned with the Sixers secondary logo above a blue accent on the side of the left leg.

**1999-2006:** Philadelphia added a new second road uniform during the 1999-00 season. The blue jersey sports a stylish new cut that's full of tradition from the great Sixers teams of the 1960's and 1970's. Trimmed in red and black, the jersey featured the "SIXERS" wordmark on the front with white numbers trimmed in red.

**1997-2007:** Prior to the 1997-98 season, the Sixers unveiled a completely new look including the first major logo change since becoming the Philadelphia 76ers in August of 1963. In keeping with the traditional red and blue, the logo was "modernized" by adding silver, gold and black. For the first time in franchise history, the Sixers wore black uniforms on the road. Trimmed in red and gold, the jersey that features the word "SIXERS" on the front with white numbers trimmed in red on the back. At home, a white jersey features black numbers trimmed in red.

**1994-1997:** This uniform was actually a throwback to the classic Sixers look. Designed by Lucy Loeb, the front featured "SIXERS" in a more ornate block lettering. This garb was white with red and blue trim at home and red with white and blue trim on the road.



## 76ERS UNIFORM HISTORY



1977-1978



1976-1977



1971-1976



1966-1970



1965-1966

**1991-94:** The Sixers uniform was redesigned by Champion Products and was a departure from the classic Sixers uniform. The design featured multicolored stars against a royal blue field that curved up from shorts to the jersey. The background of the away uniform remained red.

**1978-91:** The NBA begins to regulate uniform changes more closely. A rule is installed by the league requiring teams to use an exclusive outfitter and alert the NBA one year in advance of a design change. This uniform becomes the Sixers' hallmark, with the numeral surrounded by stars on the shorts. The road color returned to red. The uniforms

were manufactured first by Wilson, then by Sand Knit. The 76ers played more games in this uniform (1,066) than any other in the history of the franchise.

**1977-1978:** The lettering on the jersey was readjusted, with home uniforms lettered in blue and outlined in white and red, while away uniforms were royal blue with white lettering in red trim.

**1976-1977:** Another one-shot uniform surfaced, this time with a theme. In honor of the Bicentennial, the team turned to the cursive lettering and trim numerals of the 1970-71 season. The new uniforms were designed by Pat Williams, Al Domenico, Billy Cunningham and Sonder Levitt Advertising.

**1971-76:** SonderLevitt Advertising designed a uniform that had a much longer lifespan than its predecessor. With the new art deco-like lettering, the uniforms retained the star-inset blue side stripe, a graphic element that remained a feature through the 70's. Away uniforms were royal blue with white side stripes and stars.

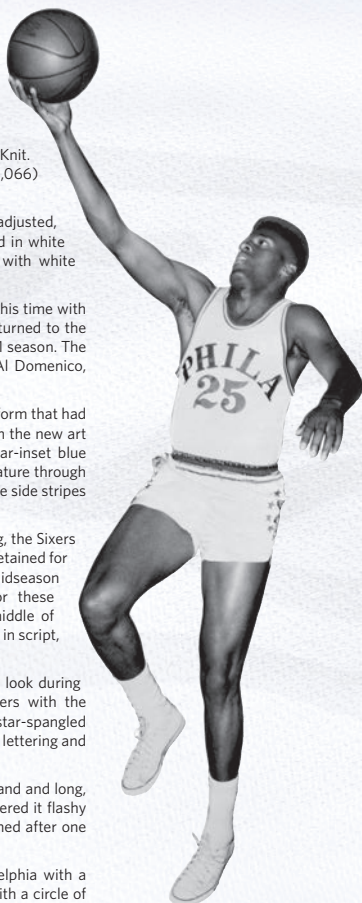
**1970-71:** With its red-in-blue and cursive lettering, the Sixers next official home uniform (the old red garb was retained for away games), did not please Sixers suppliers. Midseason trades meant impossible turnaround times for these custom-sewn, flowing script uniforms. In the middle of the season a switch is made and "Seventy Sixers", in script, replaces "PHILA" on the front of the uniform.

**1966-70:** The Sixers went to the straightforward look during their first championship run. Simple block letters with the traditional "PHILA" on the front replaced the star-spangled banner look. Road uniforms became red with blue lettering and white trim.

**1965-66:** A two-tone uniform with a high waistband and long, baggy trunks was introduced. The players considered it flashy and uncomfortable to play in and it was abandoned after one season.

**1963-65:** The Sixers opened their run in Philadelphia with a Betsy Ross-inspired uniform (below). Adorned with a circle of

stars on both the shorts and the back of the jersey surrounding the player's number, the stars quickly became a hallmark of the Sixers uniforms. The road uniform was dark blue with red lettering and numbers. Midway through the '64-65 season the style of the letters and numbers was changed.







# HISTORY

## UNIFORM NUMBERS SINCE 1963-64

<b>0</b>		<b>5</b>		<b>9</b>	
Orlando Woolridge	93-94	Paul Neumann	63-65	Lionel Hollins	79-82
Alvin Jones	01-02	Tom Van Arsdale	72-75	Perry Moss	85-86
Amal McCaskill	03-04	Corey Gaines*	94-95	Willie Burton	94-95
Jeremy Pargo	12-13	Elmer Bennett	95-96	Sean Higgins	95-96
Darius Johnson-Odom	13-14	Scott Skiles	95-96	Doug Overton*	96-97
Brandon Davies*	14-15	Kevin Ollie	99-00; 00-01	Joe Smith	97-98
Isaiah Canaan	14-16	Vonteego Cummings	01-02	George Lynch	98-01
Jerryd Bayless	16-18	Monty Williams	02-03	Derrick McKey	01-02
Justin Patton	18-19	Kedrick Brown	04-05	Mark Bryant	02-03
Josh Richardson	19-20	Michael Bradley*	05-06	Kenny Thomas	02-05
<b>00</b>		Andres Nocioni	10-12	Andre Iguodala*	05-12
Eric Montross	97-98	Arnett Moultrie	12-14	James Anderson	13-14
Benoit Benjamin	97-99	Ish Smith	14-15	JaKarr Sampson	14-16
Spencer Hawes	10-14	Ronald Roberts	14-15	Sonny Weems	16-16
Jacob Pullen	17-18	Kendall Marshall	15-16	Daric Saric	16-18
Corey Brewer	18-19	Alex Poythress	16-17	Kyle O'Quinn	19-20
<b>1</b>		Chasson Randle	16-17	<b>10</b>	
Wes Matthews	83-84	Amir Johnson	17-19	John Kerr	63-65
Scott Brooks	88-90	Zhaire Smith*	19-20	Don Smith	74-75
B.J. (Brandon Joe) Tyler	94-95	<b>6</b>		Mike Dunleavy	76-78
Tim Thomas	97-99	Perry Warbington	74-75	Maurice Cheeks	78-89
Samuel Dalembert	01-10	Julius Erving	76-87	<b>11</b>	
Nick Young	12-13	<b>7</b>		Fred Crawford	70-71
Michael Carter-Williams	13-15	Toby Kimball	73-74	Fred Boyd	72-76
JaVale McGee	14-15	Mitchell Anderson	82-83	Caldwell Jones	76-82
Glenn Robinson III*	14-15	LaNard Copeland	90-91	Leo Rautins	83-84
Tony Wroten*	15-15	Sean Green	93-94	Voise Winters	85-86
Ish Smith	15-16	Richard Dumas	95-96	Bob McAdoo	85-86
T.J. McConnell*	16-17	Mark Davis	96-98	Jim Lampley	86-87
Justin Anderson*	17-18	Toni Kukoc	99-01	Jim Rowinski	88-89
Landry Shamet*	18-19	Roshown McLeod	00-01	Manute Bol	90-94
Mike Scott	18-20	Ira Bowman*	01-02	Kevin Pritchard	94-95
<b>2</b>		John Salmons	02-06	Vernon Maxwell	95-96; '00
Moses Malone	82-86, 93-94	Andre Miller	06-09	Doug Overton*	97-99
<b>3</b>		Primoz Brezec	09-10	Ira Bowman*	99-00
Fred Carter	71-77	Sam Young	11-12	Raja Bell	01-02
Bernard Toone	79-80	Royal Ivey*	12-13	Todd MacCulloch*	02-04
Russ Schoene	82-83	Darius Morris	13-14	Bobby Jones	06-07
Sedale Threatt	83-87	Lorenzo Brown	13-14	Gordan Giricek	07-08
David Henderson	87-89	Darius Thomas	13-14	Jrue Holiday	09-13
Tony Harris	90-91	Larry Drew II	14-15	Eric Maynor	13-14
Greg Grant	91-93	Carl Landry	15-16	Malcolm Thomas	14-15
Dana Barros	93-95	Ersan Ilyasova	16-17	Malcolm Lee	14-15
Greg Grant	95-96	Timothé Luwawu-Cabarrot*	17-18	Nik Stauskas	15-17
Allen Iverson	96-07; 09-10	Haywood Highsmith	18-19	Demetrius Jackson	16-18
<b>4</b>		<b>8</b>		James Ennis III	18-20
Dolph Schayes	63-64	Marc Iavaroni	82-85	<b>12</b>	
Marlon Redmond	78-79	Michael Young	85-86	Bob Weiss	65-67
Clint Richardson	79-85	Pete Myers	88-89	Jim Reid	67-68
Cliff Robinson	86-89	Corey Gaines*	89-90	John Green	67-69
Andre Turner	90-91	Mario Elie	90-91	Jim Washington	69-72
Sharone Wright	94-96	Alfonso Ford	94-95	Ted McClain	77-78
Michael Cage	96-97	Trevor Ruffin	95-96	George Johnson	84-85
Rick Mahorn*	98-99	Aaron McKie	97-05	Clarence Carter	85-86
Pepe Sanchez	00-01	Joe Smith	06-07	Lloyd (World) Free*	86-87
Keith Van Horn	02-03	Donyell Marshall	08-09	Gerald Henderson	87-89
Andre Iguodala*	04-05	Francisco Elson*	09-10	Johnny Dawkins	89-94
Chris Webber	04-07	Nik Vucevic	11-12	Anthony Parker	97-99
Kareem Rush	08-09	Damien Wilkins	12-13	Bruce Bowen	99-00
Tony Battie	10-12	Tony Wroten	13-15	Speedy Claxton	00-02
Dorell Wright	12-13	Jahlil Okafor	15-17	Kenny Satterfield	02-03
Nerlens Noel	13-17	James Young	17-18	Kevin Ollie*	04-08
		Zhaire Smith*	18-19	Royal Ivey*	08-10







## UNIFORM NUMBERS SINCE 1963-64

Billy Owens	99-00
Stevin Smith	06-07
Reggie Evans	07-10
Dewayne Dedmon	13-14
Byron Mullens	13-14
Drew Gordon	14-15
Ronny Turiaf	14-15
Justin Harper	16-17
Furkan Korkmaz	17-20

### 31

Mel Counts	72-73
John Q. Trapp	72-73
Mark McNamara	82-83
Steve Hayes	84-85
Mark McNamara	86-88
Shelton Jones	88-89
Jay Vincent	89-90
Brian Oliver	90-92
Glenn Robinson	03-04
Michael Bradley*	04-05
Zendon Hamilton*	05-06
Ivan McFarlin	06-07
Charles Jenkins	12-13
Hollis Thompson	13-17
Mike Muscala	18-19

### 32

Billy Cunningham	65-72; 74-76
Charles Barkley*	91-92

### 33

Ken Durrett	74-75
Jim Barnett	76-77
Reggie Johnson	82-83
Sam Williams	83-85
Paul Thompson	85-86
Hersey Hawkins	88-93
Darrin Hancock	98-99
Jumaine Jones	99-01
Willie Green	03-10
Craig Brackins	10-12
Andrew Bynum	12-13
Daniel Orton	13-14
Robert Covington	14-18
Tobias Harris*	18-19

### 34

John Block	72-73
Don May	72-74
Clyde Lee	74-76
Glenn Mosley	77-78
Jim Sparnackel	79-80
Charles Barkley*	84-91
Terry Cummings	97-98

### 35

Art Heyman	65-66
Dave Sorenson	72-73
Armon Gilliam	90-93
Clarence Weatherspoon	92-98
Art Long	02-03
Deng Gai	05-06
Herbert Hill	07-08
Henry Sims	13-15
Christian Wood	15-16
Trevor Booker	17-18
Marial Shayok	19-20

Jake Jones	71-72
Mike Price	72-73
Shawn Long	16-17

### 39

Jerami Grant	14-17
--------------	-------

### 40

Tim McCormick	86-88
Kurt Nimphius	89-90
Dave Hoppen	90-92
Bill Edwards	93-94
Jerome Harmon	94-95
Mike Brown	95-96
Tyrone Hill	98-01; 02-03
Corie Blount	01-02
Jarvis Varnado	13-14
Glenn Robinson III*	19-20

### 41

Greg Stokes	85-86
LaSalle Thompson	95-96
Kebu Stewart	97-98
Antonio Lang	99-00
Jabari Smith	01-02
Thomas Robinson	14-15

### 42

Jeff Halliburton	72-73
Luther Rackley	73-74
Harvey Catchings	74-79
Mike Bantom	81-82
Mike Gminski	87-91
Jerry Stackhouse	95-97
Zendon Hamilton*	03-04
Theo Ratliff*	97-01
Shavlik Randolph	05-08
Elton Brand	08-12; 15-16
Al Horford	19-20

### 43

Jeff Ruland	86-87, 91-92
Warren Kidd	93-94
Jonah Bolden	18-20

### 44

Allen Bristow	73-75
Ralph Simpson	78-79
Monti Davis	80-81
Chris Welp	87-89
Rick Mahorn*	89-91
Lloyd Daniels	94-95
Derrick Coleman	95-98, 01-04
Harvey Grant	98-99
Alan Henderson	06-07

### 45

Bob Rule	71-73
Michael Ansley	91-92
Eddie Lee Wilkins	92-93
Eric Leckner	93-94
Adrian Caldwell	96-97
Steven Hunter	05-07

### 47

Andrei Kirilenko	14-15
Tiago Splitter	16-17

Lenny Chappell	63-64
Steve Mix	73-82
Robert Reid	90-91
Issac Austin	93-94
Mark Bradtke	96-97
Will Cunningham	97-98
Todd MacCulloch*	99-01
Sam Clancy	02-03
Theo Ratliff*	08-09
Lavoy Allen	11-14

### 51

Michael Ruffin	01-02
Boban Marjanovic	18-19

### 52

Wilson Washington	77-78
Matt Geiger	98-01
Calvin Booth	07-08

### 53

Darryl Dawkins	75-82
Stanley Roberts	99-00

### 54

Luke Jackson	64-72
Dale Schleuter	72-73
Ben Coleman	87-89
Ed Pinckney	95-96
Brian Skinner	02-03; 04-05
Rodney Rogers	04-05
Lee Nailon	05-06
Kwame Brown	12-13

### 55

Jayson Williams	90-92
Thomas Jordan	92-93
Alaa Abdelnaby	94-95
Scott Williams	94-99
Dikembe Mutombo	01-02
Greg Monroe	18-19

### 72

Jason Kapono	09-11
--------------	-------

### 76

Shawn Bradley	93-96
---------------	-------

### 88

Alexey Shved	14-15
--------------	-------

\*Wore two different numbers

## DRAFT HISTORY

### 1950

Lou Arko .....	Akron
Gerry Calabrese .....	St. John's
Stan Christie .....	USC
Bob Healey .....	Georgia
Paul Hickey .....	Denver
Don Lofgran .....	San Francisco
Paul Merchant .....	Oklahoma
Bob Savage .....	Syracuse
Makc Suprunowicz .....	Michigan
Glenn Wilkes .....	Mercer

### 1951

Glen Anderson .....	Colorado A&M
Bato Govedarica .....	DePaul
Paul Horvath .....	North Carolina State
Tom Jockle .....	Syracuse
Ray Kirkwasser .....	Ithaca
John McConathy .....	NW Louisiana
Roy Reardon .....	St. Francis (N.Y.)
Don Savage .....	LeMoynes
Bob Wheeler .....	Idaho

### 1952

Jim Brasco .....	New York University
Bud Donnelly .....	La Salle
Jim Kennedy .....	Duquesne
Bob Luchmueller .....	Louisville
Ken McBride .....	Maryland State
Harry Moore .....	West Virginia
Bob Roche .....	Syracuse

### 1953

Al Bailey .....	Duquesne
Garrett Beshear .....	Murray State
Glen Dille .....	Tulsa
Joe Hughes .....	Denver
Bill Hull .....	Utah State
Bill Jenkins .....	LeMoynes
Bill Kenville .....	St. Bonaventure
Dick Knostman .....	Kansas State
Andy McGowan .....	Manhattan
Gerald Nappy .....	Georgetown
James Neal .....	Wofford
Warren Shockleford .....	Tulsa

### 1954

Mel Besdin .....	Syracuse
Jack Davidson .....	UCLA
Dick Farley .....	Indiana
Fletcher Johnson .....	Duquesne
John Kerr .....	Illinois
Gus Levett .....	Franklin & Marshall
Don McLane .....	Duquesne
Norman Pott .....	Wheaton
Paul Pottenburgh .....	Siena
Jim Tucker .....	Duquesne

### 1955

Ed Conlin .....	Fordham
Mal Duffy .....	St. Bonaventure
Cliff Dwyer .....	North Carolina State
Frank Ehmann .....	Northwestern
Ed Galvin .....	Loyola (La.)
Stan Glowaski .....	Seattle
Russ Lawler .....	Stanford
Jack Sallee .....	Dayton
Marty Satalino .....	St. John's
Don Schlundt .....	Indiana
Ron Tomsic .....	Stanford

### 1956

Forest Able .....	Western Kentucky
Willie Bergines .....	West Virginia
Milt Graham .....	Colgate
Harvey Halbrook .....	Oregon State
Joe Holup .....	George Washington
Bob Hopkins .....	Grambling
Paul Judson .....	Illinois
Dick Julio .....	New Bedford State
Dick Kenyon .....	LeMoynes
Jim McLaughlin .....	St. Louis
Jim Ray .....	Toledo
Jess Roh .....	Idaho State
Chuck Rolles .....	Cornell
Chester Webb .....	Georgia St. Teachers

\* Early draft records are incomplete, so until 1956 players are listed alphabetically.

Beginning in 1957, the draft is recorded round-by-round. To enable teams to take advantage of the regional popularity of college stars, they were given the option of forfeiting their first-round pick and instead selecting, before the start of the draft, a player from the franchise's immediate geographical area. These "territorial picks," as they were known, are not factored in to the overall selection count of the draft. The territorial option was in effect through 1965.

RD	PICK	PLAYER	FROM
<b>1957</b>			
1	7	George Bon Salle	Illinois
2	15	Jim Morgan	Louisville
3	23	Vince Cohen	Syracuse
4	31	Jerry Mallett	Baylor
5	39	Frank Nimmo	Cincinnati
6	47	Lyndon Lee	Oklahoma City
7	54	Dick Gaines	Seton Hall
8	61	Cebe Prince	Marshall
9	68	Jim Brown	Syracuse
10	74	Jack Nichols	Colgate
12	81	Jim Weeks	New York Tech
<b>1958</b>			
1	6	Connie Dierking	Cincinnati
2	14	Hal Greer	Marshall
3	21	John Nacincik	Maryland
4	29	Tommy Kearns	North Carolina
5	37	Fred Grim	Arkansas
6	45	Jack Mimitz	St. Louis
7	53	Pete Tillotson	Michigan
8	61	Ruel Tucker	Rockhurst (Mo.)
<b>1959</b>			
1	4	Dick Barnett	Tennessee State

RD	PICK	PLAYER	FROM
2	11	Gene Tormohlen	Tennessee
3	19	Jon Cincebox	Syracuse
4	27	Paul Neumann	Stanford
5	35	Roger Taylor	Illinois
6	43	Bob Dalton	California
7	51	Darnell Haney	Navy
<b>1960</b>			
1	5	Lee Shaffer	North Carolina
2	13	Wilbur Trosch	St. Francis (Pa.)
3	21	Joe Roberts	Ohio State
4	29	Carl Cole	Eastern Kentucky
5	37	Jim Mudd	North Texas State
6	45	Herschell Turner	Nebraska
7	53	Bernie Kauffman	Kentucky
8	60	Don Lynch	LeMoynes
9	67	Bernie Findlay	San Diego State
<b>1957</b>			
1	6	Ben Warley	Tennessee State
2	14	Chris Smith	Virginia Tech
3	28	Charles Osborne	Western Kentucky
4	37	Henry Whitney	Iowa State
5	46	Don Jacobson	South Dakota
6	55	Billy Joe Price	New Mexico St.
7	64	Roger Newman	Kentucky



## DRAFT HISTORY

RD	PICK	PLAYER	FROM
8	73	Dave Mills	Seattle
9	81	Rex Tippitt	Grambling
10	88	Pete Chudy	Syracuse
11	96	Dick Sammons	LeMayne

### 1962

1	4	Len Chappell	Wake Forest
2	12	Chet Walker	Bradley
3	21	Porter Meriwether	Tennessee St.
4	30	Bob McCully	St. Bonaventure
5	39	John Windsor	Stanford
6	48	Larry Van Eman	Wichita State
7	57	Bob Sharpenter	Georgetown
8	65	Jerry Harkness	Loyola (Ill.)
9	74	Vince Brewer	Iowa State

### 1963

1	6	Tom Hoover	Villanova
2	15	Hershell West	Grambling
3	24	Jerry Greenspan	Maryland
4	33	Ray Flynn	Providence
5	42	Tony Cerkvenik	Arizona State
6	51	Vince Brewer	Iowa State
7	60	Bill Brown	Howard Payne

### 1964

1	4	Lucious Jackson	Pan Am.
2	11	Ira Harge	New Mexico
3	20	Larry Jones	Toledo
4	29	Frank Corace	LaSalle
5	38	Lou Skurcenski	Westminster
6	47	Rick Kaminski	Yale
7	56	Gordon Hatton	Dayton
8	65	Bob Pelkington	Xavier
9	73	Jim Brennan	Clemson
10	80	Wylie Briggs	NC A&T
11	87	Tom Lowry	West VA
12	91	Julius Myers	Morris-Brown

### 1965

1	4	Billy Cunningham	UNC
2	9	Jesse Branson	Elon
3	18	Bob Weiss	Penn State
4	27	Henry Finkel	Dayton
5	36	Richie Moore	Villanova
6	45	Mitch Edwards	Pan American
7	54	John Young	Midwestern
8	62	Bob Barnek	St. Bonaventure
9	69	Gene West	Drake
10	75	Dean Church	SW Louisiana
11	81	Curt Fromal	LaSalle
12	87	Dan Anderson	Augsburg
13	92	Rich Parks	Tulsa
14	97	Jack Morgenthal	Houston
15	101	James Pitts	Georgia
16	105	Larry Rafferty	Fairfield

### 1966

1	9	Matt Goukas	St. Joseph's
2	19	Bill Melchionni	Villanova
3	29	Don Freeman	Illinois
4	39	Ken Wilburn	Central State
5	49	Tom Duff	St. Joseph's
6	59	Austin Robbins	Tennessee
9	83	Pat Caldwell	Rockhurst
10	90	Bob Bedell	Stanford

### 1967

1	12	Craig Raymond	BYU
5	53	Jim Reid	Winston-Salem
6	65	Tim Powers	Creighton
7	77	Frank Card	S. Carolina State
8	89	Jim Connelly	Virginia
9	100	Ron Filipek	Tenn. Tech
10	111	Butch Erwin	Niagara
11	121	Ted Campbell	NC A&T
12	131	Hubie Marshall	LaSalle
13	139	George Mack	NC A&T
14	145	W. Brabender	Minn(Morris)
15	151	Sherman Dillard	Tulsa
16	156	Warren Chapman	W. Kentucky
17	159	Gary Paulk	Oklahoma State

### 1968

1	14	Shaler Halimon	Utah State
5	62	Larry Miller	North Carolina
6	76	Chuck Williams	Colorado
7	90	Bill Jones	Fairfield
8	104	Melvin Jones	Albany State
9	118	Clarence Brookins	Temple
10	132	Greg Cisson	Rider
11	145	Billy Soens	Miami
12	158	Ted Campbell	NC A&T
13	170	Earl Seyferth	Kansas State
14	181	Tom Youngdale	Davidson
15	189	George Mack	NC A&T
16	197	Joe Crews	Villanova
17	203	Nate Ware	Tennessee State

### 1969

1	13	Bud Ogden	Santa Clara
2	28	Willie Taylor	Lemoyne
3	42	Mike Grosso	Louisville
4	56	Dave Scholz	Illinois
5	70	Joe Cromer	Temple
6	84	John Jones	Villanova
7	98	Dave Hamilton	WV State
8	112	Jim Bowles	Trinity (Texas)
9	126	Larry Lewis	St. Francis (Pa.)
10	140	Bill Justus	Tennessee
11	154	Bruce Sloan	Kansas
12	167	Roland Taylor	LaSalle

### 1970

1	12	Al Henry	Wisconsin
3	46	Dennis Awtrey	Santa Clara
4	63	Dan Crenshaw	Ala. State
5	80	Perry Wallace	Vanderbilt
6	97	Jerry Venable	Kansas State
7	114	Carl Poole	Textile
8	112	Fran O'Hanlon	Villanova
9	148	Mike Hauer	St. Joseph's
10	165	Gordon Stiles	American
11	180	Dave Whitley	Tufts

### 1971

1	12	Dana Lewis	Tulsa
2	33	Marvin Stewart	Nebraska
3	46	Dave Wohl	Penn
4	63	Erwin Johnson	Augusta
5	80	Richard Hood	Phillips
6	97	Jake Jones	Assumption
7	114	Curtis Ford	NE Okla. State
8	131	Barry Yates	Maryland
9	147	Tom Lee	Arizona
10	163	Jim Dinwiddle	Kentucky
11	178	Dana Pagett	USC
12	191	Ken Kowall	Ohio
13	203	Hank Commodore	NW Okla.

## DRAFT HISTORY

**RD PICK PLAYER FROM**

### 1972

1	5	Fred Boyd	Oregon State
3	36	Charlie Tharp	Bellhaven
4	52	Marshall Wingate	Niagara
5	69	Joe Bynes	Ark. A,M&N
6	85	John Glover	Wiley
7	103	Curtis Pritchett	St. Aug.
8	118	Jim Kopp	Rockhurst
9	135	Rod Murray	LA State
10	147	Gary Watson	Wisconsin

### 1973

1	1	Doug Collins	Illinois State
1	4	*Mike Bantom	St. Joseph's
1	18	Raymond Lewis	LA State
2	21	Allan Bristow	Va. Tech
2	22	George McGinnis	Indiana
2	32	Caldwell Jones	Albany St.
4	53	Darryl Minnifield	New Mexico
5	70	Reggie Royals	Fla. State
6	87	Sterling Wright	Lincoln
7	104	James Greene	KY Wesleyan
8	121	Dave Langston	Drake
9	138	Harold Catchings	Har-Sim
10	152	Abe Steward	Jacksonville
11	166	Rod Freeman	Vanderbilt
12	175	Connie Warren	Xavier
13	183	Jim Crawford	LaSalle
14	189	Ernie Johnson	Michigan
15	194	Lionel Harris	Cincinnati
16	199	Larry Robinson	Tennessee
17	203	Tony Prince	St. John's

\* Disallowed

### 1974

1	2	Marvin Barnes	Providence
2	19	Don Smith	Dayton
3	37	Coniel Norman	Arizona
3	42	Harvey Catchings	Har-Sim
4	55	Lawyer Taylor	Jacksonville
5	73	Gary Crowthers	Har-Sim
6	91	Mike Westra	USC
7	109	Dave Stoczynski	Gannon
8	127	Jimmy Powell	MTSU
9	145	Perry Warbington	Ga. Southern
10	162	Larry Witherspoon	Towson

### 1975

1	5	Darryl Dawkins	Evans HS
2	23	Lloyd Free	Guilford
3	39	Jim Baker	Hawaii
3	41	Charles Cleveland	Alabama
4	59	Louis Dunbar	Houston
5	77	Ken Tyler	Gonzaga
6	95	Ken Alston	Valdosta State
7	113	Mike Flynn	Kentucky
8	131	Freeman Blade	E. Montana
9	148	Larry Haralson	Drake
10	164	Rick Reed	Azusa Pacific

### 1976

1	12	Terry Furlow	Mich. State
2	---	*Melvin Bennett	Pitt.
3	47	Ron Norwood	DePaul
4	64	Freeman Blade	E. Montana
5	81	Jeff Brown	Missouri Western
6	99	Mike Dunleavy	S. Carolina
7	117	Phil Walker	Millersville
8	135	Lee Dixon	Hardin-Simmons
9	152	James Williams	Austin-Peay

**RD PICK PLAYER FROM**

10	168	Ed Stefanski	Penn
----	-----	--------------	------

\*Chosen in supplementary draft of ABA players

### 1977

1	20	Glenn Mosley	Seton Hall
2	25	Wilson Washington	Old Dominion
2	42	Robert Elliott	Arizona
2	43	Herman Harris	Arizona
3	65	Arnold Dugger	Oral Roberts
4	86	Jeff Jonas	Utah
5	108	Teko Wynder	Tulsa
6	129	George Gibson	Winston-Salem
7	49	Dennis Forrest	Nebraska
8	68	John Olive	Villanova

### 1978

2	36	Maurice Cheeks	W. Tex. St.
2	43	Glenn Hagan	St. Bon.
4	87	Brett Vroman	UNLV
5	107	Mark Haymore	UMass
6	130	Osborne Lockhart	Minnesota
7	151	Anthony Murray	Alabama
8	169	Allan Cunningham	Colorado St.
10	201	Dennis James	Widener

### 1979

1	16	Jim Spanarkel	Duke
2	36	Clint Richardson	Seattle
2	37	Bernard Toone	Marquette
3	58	Earl Cureton	Detroit
4	83	Mike Niles	CS (Fullerton)
5	103	Carl McPipe	Nebraska
6	136	Dan Hartshorne	Oregon
7	142	Bobby Willis	Penn
8	163	Rick Raivio	Portland
9	180	Coby Leavitt	Utah
10	198	Keith McCord	UAB

### 1980

1	8	Andrew Toney	SW Louisiana
1	21	Monti Davis	Tennessee State
2	44	Clyde Austin	NC State
3	67	Reggie Gaines	Winston-Sal. St.
4	85	Billy Bryant	W. Kentucky
4	90	Harold Hubbard	Savannah St.
5	113	Jim Swaney	Toledo
6	136	Donald Cooper	St. Augustine's
7	159	Richard Smith	Weber State
8	177	Martin Lemelle	Grambling
9	198	Luke Griffin	St. Joseph's
10	213	Joe Hand	King's (Pa.)

### 1981

1	22	Franklin Edwards	Cleveland St.
2	46	Vernon Smith	Texas A&M
3	68	Ernest Graham	Maryland
4	92	Rynn Wright	Texas A&M
5	114	Steve Craig	BYU
6	138	Mike Thomas	North Park
7	160	John Crawford	Kansas
8	183	Frank Gilroy	St. John's
9	202	Ron Wister	Temple
10	223	Pete Mullenberg	Delaware

### 1982

1	22	Mark McNamara	Cal
2	36	Mitchell Anderson	Bradley
2	45	Russ Schoene	Tenn.-Chattanooga
3	68	Dale Solomon	Va. Tech



## DRAFT HISTORY

RD	PICK	PLAYER	FROM
4	74	Bruce Atkins	Duquesne
5	114	Donald Mason	Fresno State
6	137	Kevin Boyle	Iowa
7	160	Keith Hilliard	SW Missouri
8	183	Donald Seals	Jackson State
9	204	George Melton	Cheyney State
10	224	Randy Burkert	Drexel

### 1983

1	17	Leo Rautins	Syracuse
2	47	Ken Lyons	N. Texas State
3	64	Claude Riley	Texas A&M
3	70	Dan Ruland	James Madison
4	74	Kalpatrick Wells	Miss. State
4	93	Craig Robinson	Princeton
5	116	Mike Milligan	Tenn. State
6	139	Sedale Threatt	WV Tech
7	162	Tony Bruin	Syracuse
8	184	Gordon Austin	American
9	206	Charles Fischer	JMU
10	228	Norm Horvitz	Phila. Phar.

### 1984

1	5	Charles Barkley	Auburn
1	10	Leon Wood	Cal State (Full.)
1	22	Tom Sewell	Lamar
3	48	James Banks	Georgia
3	68	Earl "Butch" Graves	Yale
4	91	Earl Harrison	Morehead St.
5	114	Dan Federmann	Tennessee
6	137	Gary Springer	Iona
7	160	Richard Congo	Drexel
8	183	Frank Dobbs	Villanova
9	205	Mike Mitchell	Drexel
10	227	Martin Clark	Boston College

### 1985

1	21	Terry Catledge	South Alabama
2	33	Greg Stokes	Iowa
2	44	Voise Winters	Bradley
3	67	Steve Black	LaSalle
4	90	Derrick Gervin	Texas-SA
5	113	Carl Wright	SMU
6	136	Daryl Lloyd	Drake
7	159	Jaye Andrews	Bucknell

### 1986

2	44	David Wingate	Georgetown
3	56	Keith Colbert	Virginia Tech
3	67	Ron Rowan	St. John's
4	90	Wes Stallings	ETSU
5	113	Kevin Holmes	DePaul
6	136	Andre McCloud	Seton Hall
7	159	Dan Palombizio	Ball State

### 1987

1	16	Chris Welp	Washington
2	39	Vincent Askew	Memphis State
2	43	Andrew Kennedy	Virginia
3	57	Hansi Gnad	Alaska-Anchorage
3	62	Eric Riggins	Rutgers
4	85	Brian Rahilly	Tulsa
5	108	Frank Ross	American
6	131	Tracy Foster	UAB
7	154	Eric Semisch	West Virginia

### 1988

1	3	Charles Smith	Pittsburgh
2	31	Everette Stephens	Purdue
3	57	Herman Montenegro	LSU

RD	PICK	PLAYER	FROM
<b>1989</b>			

1	19	Kenny Payne	Louisville
2	44	Reggie Cross	Hawaii
2	54	Toney Mack	Georgia

### 1990

2	32	Brian Oliver	Georgia Tech.
2	47	Derek Strong	Xavier (Ohio)

### 1991

2	44	Alvaro Teheran	Houston
---	----	----------------	---------

### 1992

1	9	Clarence Weatherspoon	So. Miss.
---	---	-----------------------	-----------

### 1993

1	2	Shawn Bradley	Brigham Young
2	32	Alphonso Ford	Miss. Valley State

### 1994

1	6	Sharone Wright	Clemson
1	20	B.J. Tyler	Texas
2	33	Derrick Alston	Duquesne

### 1995

1	3	Jerry Stackhouse	North Carolina
---	---	------------------	----------------

### 1996

1	1	Allen Iverson	Georgetown
2	31	Ryan Minor	Oklahoma
2	32	Mark Hendrickson	Washington State
2	48	Jamie Feick	Michigan State

### 1997

1	2	Keith Van Horn	Utah
2	34	Marko Milic	Slovenia
2	36	Kebu Stewart	Cal-Bakersfield
2	37	James Collins	Florida State

NOTE: Traded Van Horn, Michael Cage, Lucious Harris and Don MacLean to New Jersey for Tim Thomas (7th overall), rights to Anthony Parker, Jim Jackson and Eric Montross.

### 1998

1	8	Larry Hughes	St. Louis
2	37	Casey Shaw	Toledo

NOTE: Acquired draft rights to Nazr Mohammed (29th overall) from Utah for a future first round pick.

### 1999

2	47	Todd MacCulloch	Washington
---	----	-----------------	------------

NOTE: Acquired draft rights to Jumaine Jones (27th overall) from Atlanta in exchange for a future first round pick.

### 2000

1	20	Craig 'Speedy' Claxton	Hofstra
2	48	Mark Karcher	Temple

### 2001

1	26	Samuel Dalembert	Seton Hall
2	37	Damone Brown	Syracuse
2	57	Alvin Jones	Georgia Tech

### 2002

1	16	Jiri Welsch	Slovenia
2	45	Sam Clancy	USC*

NOTE: Traded Welsch to Golden State in exchange for future



# HISTORY

## DRAFT HISTORY

### RD PICK PLAYER FROM

protected first round pick and regained 2005 first round pick. Also acquired John Salmons (26th overall), Mark Bryant and draft rights to Randy Holcomb from San Antonio for Speedy Claxton. Also traded their second round pick along with a 2006 second round pick to Atlanta for rights to Efthimos Rentzias (23rd pick in 1996).

#### 2003

2	50	Pacelis Morlende	France*
---	----	------------------	---------

NOTE: Traded Morlende and cash considerations to Seattle for Willie Green (41st overall). Also acquired Kyle Korver (51st overall) from New Jersey for cash considerations.

#### 2004

1	9	Andre Iguodala	Arizona
---	---	----------------	---------

#### 2005

2	45	Louis Williams	South Gwinnett HS (Ga.)
---	----	----------------	-------------------------

#### 2006

1	13	Thabo Sefolosha	Switzerland*
---	----	-----------------	--------------

NOTE: Traded Sefolosha to Chicago for Rodney Carney (16th overall selection), a 2007 second round pick and cash considerations. Also acquired Bobby Jones (37th overall) from Minnesota in exchange for the 76ers second round pick in 2007 and cash considerations. Acquired Edin Bacvic (56th overall) from Toronto in exchange for cash considerations.

#### 2007

1	12	Thaddeus Young	Georgia Tech
1	21	Daequan Cook	Ohio State*
1	30	Petteri Koponen	Finland*
2	38	Kyrylo Fesenko	Ukraine*

NOTE: Traded Cook, 2009 second round draft pick and cash to Miami Heat for Jason Smith (21st overall). Traded Koponen to Portland for Derrick Byars (42nd overall) and cash considerations. Traded Fesenko to Utah for Herbert Hill (55th overall) and draft considerations.

#### 2008

1	16	Marreese Speights	Florida
---	----	-------------------	---------

#### 2009

1	17	Jrue Holiday	UCLA
---	----	--------------	------

#### 2010

1	2	Evan Turner	Ohio State
---	---	-------------	------------

#### 2011

1	16	Nikola Vucevic	USC
2	50	Lavoy Allen	Temple

#### 2012

1	15	Maurice Harkless	St. John's
2	45	Justin Hamilton	Louisiana State
2	54	Tornike Shengelia	Georgia

NOTE: Traded Hamilton and a protected future first round pick to Miami in exchange for the rights to Arnett Moultrie (27th overall). Traded Shengelia to Brooklyn in exchange for cash considerations.

#### 2013

1	11	Michael Carter-Williams	Syracuse
2	35	Glen Rice, Jr.	NBADL/Georgia Tech
2	42	Pierre Jackson	Baylor

NOTE: Acquired the rights to Nerlens Noel (6th overall) and a 2014

### RD PICK PLAYER FROM

first round pick from New Orleans in exchange for Jrue Holiday and the rights to Pierre Jackson... Traded Rice, Jr. to Washington in exchange for the rights to Nate Wolters (38th overall) and Arsalan Kazemi (54th overall)... Traded Wolters to Milwaukee in exchange for the rights to Ricky Ledo (43rd overall) and a 2014 second round pick belonging to Houston... Traded Ledo to Dallas in exchange for a 2014 second round pick owned by Brooklyn.

#### 2014

1	3	Joel Embiid	Kansas
1	10	Elfrid Payton	Louisiana-Lafayette
2	32	K.J. McDaniels	Clemson
2	39	Jerami Grant	Syracuse
2	47	Russ Smith	Louisville
2	52	Vasilije Micic	Serbia
2	54	Nemanja Dangubic	Serbia

NOTE: Traded Payton to Orlando in exchange for Dario Šarić (12th overall), a second round pick in 2015 and a future first round pick... Traded Smith to New Orleans in exchange for the rights to Pierre Jackson... Traded Dangubic to San Antonio for Cory Jefferson (60th overall) and Jordan McRae (58th overall)... Traded Jefferson to Brooklyn for cash considerations.

#### 2015

1	3	Jahlil Okafor	Duke
2	37	Richaun Holmes	Bowling Green
2	47	Arturas Gudaitis	Lithuania
2	58	J.P. Tokoto	North Carolina
2	60	Luka Mitrovic	Serbia

NOTE: Rights to Gudaitis and Mitrovic were traded to Sacramento on July 10 in exchange for Nik Stauskas, Carl Landry, Jason Thompson, a future first round pick and the rights to swap first round picks in 2016 and 2017.

#### 2016

1	1	Ben Simmons	Louisiana State
1	24	Timothe Luwawu-Cabarrot	France
1	26	Furkan Korkmaz	Turkey

#### 2017

1	1	Markelle Fultz	Washington
2	36	Jonah Bolden	Australia
2	39	Jawun Evans	Oklahoma State
2	49	Sterling Brown	SMU
2	50	Mathias Lessort	France

NOTE: Rights to Brown were traded to Milwaukee on July 6 for cash considerations... Rights to Evans were traded on July 6 to the Clippers for cash considerations

#### 2018

1	10	Mikal Bridges	Villanova
1	26	Landry Shamet	Wichita State
2	38	Khyri Thomas	Creighton
2	39	Isaac Bonga	Germany
2	56	Ray Spalding	Louisville
2	60	Kostas Antetokounmpo	Dayton

NOTE: Rights to Bridges were traded to Phoenix on June 21 for the rights to Zhaire Smith and Miami's 2021 first round draft pick... Rights to Thomas were traded to Detroit on June 21 for 2021 second round draft pick and 2023 second round draft pick... Rights to Bonga were traded to L.A. Lakers on July 6 for cash considerations and Chicago's 2019 second round draft pick... Rights to Spalding and Antetokounmpo were traded to Dallas on June 22 for the rights to Shake Milton.





# HISTORY

## DRAFT HISTORY

RD	PICK	PLAYER	FROM
----	------	--------	------

### 2019

1	20	Matisse Thybulle	Washington
1	24	Ty Jerome	Virginia
2	33	Carsen Edwards	Purdue
2	34	Bruno Fernando	Maryland
2	42	Admiral Schofield	Tennessee
2	54	Marial Shayok	Iowa State

NOTE: The 76ers sent their 24th and 33rd overall picks to the Boston Celtics to move up to number 20 and select Thybulle on June 21. The 24th pick was then dealt to the Phoenix Suns by the Celtics after receiving that pick from the Sixers to draft Jerome. The Celtics used their 33rd overall pick and drafted Edwards. The rights to the 34th round pick was sent to the Atlanta Hawks for two second-round draft picks, which they used to draft Fernando. The Sixers also traded Schofield along with Jonathon Simmons to the Wizards in exchange for cash.

### 2020

1	21	Tyrese Maxey	Kentucky
2	34	Theo Maledon	ASVEL (France)
2	36	Tyler Bey	Colorado
2	49	Isaiah Joe	Arkansas
2	58	Paul Reed	DePaul

NOTE: The 76ers traded the draft rights to the Theo Maledon to Oklahoma City and the draft rights to Tyler Bey to Dallas.



# HISTORY

## ALL-TIME SEASON-BY-SEASON STATISTICS

	G	W	L	FGM	FGA	FG%	3P	3PM	3P%	FTM	FTA	FT%
1949-50	64	51	13	1869	5276	.354	—	—	—	1691	2396	.706
1950-51	66	32	34	1884	5365	.351	—	—	—	1912	2634	.726
1951-52	66	40	26	1894	5207	.364	—	—	—	1933	2589	.747
1952-53	71	47	24	1942	5329	.364	—	—	—	2197	2950	.745
1953-54	72	42	30	2054	5579	.368	—	—	—	1905	2650	.719
1954-55	72	43	29	2360	6343	.372	—	—	—	1837	2450	.750
1955-56	72	35	37	2466	6661	.370	—	—	—	2044	2703	.756
1956-57	72	38	34	2550	6915	.369	—	—	—	2075	2613	.794
1957-58	72	41	31	2823	7336	.385	—	—	—	2075	2617	.793
1958-59	72	35	37	3050	7490	.407	—	—	—	2046	2642	.775
1959-60	75	45	30	3406	8135	.419	—	—	—	2105	2687	.783
1960-61	79	38	41	3654	8746	.418	—	—	—	2278	2948	.773
1961-62	80	41	39	3706	8885	.417	—	—	—	2246	2890	.777
1962-63	80	48	32	3690	8300	.445	—	—	—	2350	3005	.782
1963-64	80	34	46	3394	8116	.418	—	—	—	2184	2851	.766
1964-65	80	40	40	3391	8028	.422	—	—	—	2221	3011	.738
1965-66	80	55	25	3650	8189	.446	—	—	—	2087	3141	.664
1966-67	81	68	13	3912	8103	.483	—	—	—	2319	3411	.680
1967-68	82	62	20	3965	8414	.471	—	—	—	2121	3338	.635
1968-69	82	55	27	3754	8274	.454	—	—	—	2238	3087	.725
1969-70	82	42	40	3915	8345	.469	—	—	—	2168	2884	.752
1970-71	82	47	35	3608	8026	.450	—	—	—	2199	2967	.741
1971-72	82	30	52	3577	8057	.444	—	—	—	2049	2825	.725
1972-73	82	9	73	3471	8264	.420	—	—	—	1598	2130	.750
1973-74	82	25	57	3371	7702	.432	—	—	—	1633	2118	.771
1974-75	82	34	48	3325	7476	.445	—	—	—	1530	2043	.749
1975-76	82	46	36	3462	7752	.447	—	—	—	1811	2469	.733
1976-77	82	50	32	3511	7322	.480	—	—	—	2012	2732	.736
1977-78	82	55	27	3628	7471	.486	—	—	—	2153	2863	.752
1978-79	82	47	35	3584	7338	.488	—	—	—	1815	2411	.753
1979-80	82	59	23	3523	7156	.492	27	125	.216	1876	2431	.772
1980-81	82	62	20	3636	7073	.514	19	84	.226	1865	2427	.768
1981-82	82	58	24	3616	6974	.518	41	139	.295	1846	2471	.747
1982-83	82	65	17	3600	7212	.499	25	109	.229	1966	2650	.742
1983-84	82	52	30	3384	6833	.495	29	107	.271	2041	2706	.754
1984-85	82	58	24	3443	6992	.492	59	224	.263	2316	2883	.803
1985-86	82	54	28	3435	7058	.487	51	224	.228	2130	2810	.758
1986-87	82	45	37	3335	6792	.491	88	340	.259	1971	2617	.753
1987-88	82	36	46	3214	6785	.474	152	471	.325	2087	2731	.764
1988-89	82	46	36	3500	7201	.486	204	646	.316	1970	2504	.787
1989-90	82	53	29	3437	7028	.489	189	543	.348	1976	2509	.788
1990-91	82	44	38	3289	6925	.475	195	618	.316	1868	2366	.790
1991-92	82	35	47	3187	6761	.471	227	680	.334	1757	2267	.775
1992-93	82	26	56	3225	7075	.456	330	941	.351	1776	2259	.786
1993-94	82	25	57	3103	6819	.455	318	942	.338	1509	2112	.714
1994-95	82	24	58	2949	6577	.448	355	936	.379	1567	2125	.737
1995-96	82	18	64	2796	6418	.436	492	1438	.342	1662	2263	.734
1996-97	82	22	60	3003	6850	.438	433	1356	.319	1776	2450	.725
1997-98	82	31	51	2837	6409	.443	243	810	.300	1734	2352	.737
1998-99	50	28	22	1656	3883	.426	98	371	.264	1073	1486	.722
1999-00	82	49	33	2993	6776	.442	208	643	.323	1577	2226	.708
2000-01	82	56	26	2902	6487	.447	262	803	.326	1697	2277	.745
2001-02	82	43	39	2804	6436	.436	214	715	.299	1639	2104	.779





# HISTORY

## ALL-TIME SEASON-BY-SEASON STATISTICS

	G	W	L	FGM	FGA	FG%	3P	3PM	3P%	FTM	FTA	FT%
2002-03	82	48	34	2975	6640	.448	245	787	.311	1746	2256	.775
2003-04	82	33	49	2682	6260	.428	339	992	.342	1512	2009	.753
2004-05	82	43	39	2946	6736	.437	505	1453	.348	1731	2194	.789
2005-06	82	38	44	3001	6546	.458	375	1031	.364	1770	2330	.760
2006-07	82	35	47	2932	6408	.458	284	823	.345	1637	2135	.767
2007-08	82	40	42	3056	6648	.460	302	952	.317	1509	2137	.706
2008-09	82	41	41	2997	6532	.459	341	1072	.318	1652	1792	.745
2009-10	82	27	55	3087	6706	.460	474	1381	.343	1366	1808	.756
2010-11	82	41	41	3125	6776	.461	443	1248	.355	1426	1851	.770
2011-12	66	35	31	2471	5516	.448	349	963	.362	889	1198	.742
2012-13	82	34	48	3059	6895	.444	518	1438	.360	1004	1752	.760
2013-14	82	19	63	3108	7150	.435	577	1847	.312	1362	1918	.754
2014-15	82	18	64	2765	6777	.408	692	2160	.320	1320	1953	.676
2015-16	82	10	72	2970	6887	.431	764	2255	.339	1284	1850	.694
2016-17	82	28	54	3088	6992	.442	831	2443	.340	1393	1806	.771
2017-18	82	52	30	3349	7098	.472	901	2445	.369	1405	1868	.752
2018-19	82	51	31	3407	7233	.471	889	2474	.359	1742	2258	.771
2019-20	73	43	30	3000	6417	.468	848	2307	.368	1236	1638	.775



# HISTORY

## ALL-TIME SEASON-BY-SEASON STATISTICS

	Off.	Def.	REB	A	PF	DQ	STL	BS	TO	PTS	PPG	OPTS	OPPG
1949-50	—	—	—	1473	1833	—	—	—	—	5429	84.8	4907	76.7
1950-51	—	—	3259	1493	1995	64	—	—	—	5680	86.1	5644	85.5
1951-52	—	—	3603	1373	1970	49	—	—	—	5721	86.7	5427	82.2
1952-53	—	—	3472	1459	2132	49	—	—	—	6081	85.6	5775	81.3
1953-54	—	—	3652	1541	1852	28	—	—	—	6013	83.5	5660	78.6
1954-55	—	—	3933	1778	1658	20	—	—	—	6557	91.1	6457	89.7
1955-56	—	—	4060	1710	1783	32	—	—	—	6976	96.9	6975	96.9
1956-57	—	—	4350	1282	1809	34	—	—	—	7175	99.7	7277	101.1
1957-58	—	—	4895	1298	1820	28	—	—	—	7721	107.2	7564	105.1
1958-59	—	—	4900	1340	1961	44	—	—	—	8146	113.1	7855	109.1
1959-60	—	—	5404	1776	1940	39	—	—	—	8917	118.9	8730	116.4
1960-61	—	—	5726	1824	2279	43	—	—	—	9586	121.3	9416	119.2
1961-62	—	—	5759	1791	2344	53	—	—	—	9568	120.7	9473	118.4
1962-63	—	—	5511	1842	2179	33	—	—	—	9730	121.6	9247	117.8
1963-64	—	—	5132	1543	2251	38	—	—	—	8972	112.2	9821	116.5
1964-65	—	—	5246	1692	2096	53	—	—	—	9003	112.5	9015	112.7
1965-66	—	—	5652	1905	2094	39	—	—	—	9387	117.3	9103	112.7
1966-67	—	—	5701	2138	1906	30	—	—	—	10,143	125.2	9378	115.8
1967-68	—	—	5914	2197	1851	24	—	—	—	10,051	122.6	9346	114.0
1968-69	—	—	5216	1914	2145	43	—	—	—	9746	118.9	9332	113.8
1969-70	—	—	5200	2127	2196	47	—	—	—	9998	121.9	9718	118.5
1970-71	—	—	4437	1976	2168	34	—	—	—	9415	114.8	9288	113.3
1971-72	—	—	4318	1920	2203	50	—	—	—	9203	112.2	9504	115.9
1972-73	—	—	4174	1688	1984	28	—	—	—	8540	104.1	9531	116.2
1973-74	1182	2626	3808	1799	1964	25	756	220	1665	8295	101.2	8817	107.5
1974-75	1200	2706	3906	1709	1974	34	576	263	1591	8180	99.8	8431	102.8
1975-76	1385	2684	4069	1658	2187	35	809	367	1729	8735	106.5	8714	106.3
1976-77	1293	2752	4045	1966	2074	18	814	561	1915	9034	110.2	8711	106.2
1977-78	1299	2694	3993	2220	2188	20	800	548	1752	9409	114.7	8987	109.6
1978-79	1149	2712	3861	2253	2072	26	779	599	1771	8983	109.5	8831	107.7
1979-80	1187	2635	3822	2226	1860	17	792	652	1708	8949	109.1	8603	104.9
1980-81	1091	2618	3709	2369	2061	21	857	591	1702	9156	111.7	8512	103.8
1981-82	1031	2389	3420	2264	2183	18	856	622	1474	9119	111.2	8649	105.5
1982-83	1334	2596	3930	2016	4041	11	812	577	1627	9191	112.1	8562	104.4
1983-84	1181	2382	3563	2032	2040	13	807	653	1628	8838	107.8	8658	105.6
1984-85	1301	2364	3665	1999	1971	11	817	534	1575	9261	112.9	8925	108.8
1985-86	1326	2378	3704	2017	1798	13	862	490	1595	9051	110.4	8858	108.0
1986-87	1178	2327	3505	1943	1774	15	768	540	1519	8729	106.5	8745	106.6
1987-88	1219	2307	3526	1897	1866	20	672	465	1433	8667	105.7	8785	107.1
1988-89	1143	2356	3499	2110	1721	8	689	354	1214	9174	111.9	9051	110.4
1989-90	1111	2406	3517	1932	1697	10	687	365	1209	9039	110.2	8630	105.2
1990-91	984	2496	3480	1824	1629	11	678	479	1230	8641	105.4	8656	105.6
1991-92	1058	2309	3367	1755	1582	8	692	482	1238	8358	101.9	8462	103.2
1992-93	1031	2431	3462	2038	1604	9	672	566	1362	8556	104.3	9029	110.1
1993-94	1012	2394	3406	1827	1488	7	663	525	1368	8033	98.0	8568	105.6
1994-95	1105	2230	3335	1566	1835	34	643	576	1355	7820	95.4	8236	100.4
1995-96	1031	2161	3192	1629	1777	16	643	420	1414	7746	94.5	8566	104.5
1996-97	1267	2355	3622	1695	1733	24	683	394	1437	8215	100.2	8715	106.7
1997-98	1125	2294	3419	1729	1878	16	729	490	1354	7651	93.3	7847	95.7
1998-99	729	1428	2157	934	1152	18	542	271	822	4483	89.7	4380	87.6
1999-00	1147	2468	3615	1817	1939	17	791	386	1284	7771	94.8	7661	93.4
2000-01	1075	2600	3675	1692	1673	11	690	408	2927	763	94.7	7412	90.4
2001-02	1092	2534	3626	1638	1645	7	705	363	1256	7461	91.0	7330	89.4





# HISTORY

## ALL-TIME SEASON-BY-SEASON STATISTICS

	Off.	Def.	REB	A	PF	DQ	STL	BS	TO	PTS	PPG	OPTS	OPPG
2002-03	1042	2415	3457	1771	1804	19	844	284	1212	7941	96.8	7752	94.5
2003-04	941	2408	3349	1640	1701	11	654	358	1307	7215	88.0	7419	90.5
2004-05	909	2536	3445	1710	1878	19	756	321	1274	8128	99.1	8189	99.9
2005-06	873	2425	3298	1653	1712	18	651	404	1159	8147	99.4	8307	101.3
2006-07	899	2353	3252	1669	1671	14	590	390	1258	7785	94.9	8033	98.0
2007-08	1067	2370	3437	1673	1620	7	712	400	1172	7923	96.6	7889	96.2
2008-09	1039	2336	3375	1647	1650	5	658	415	1157	7987	97.4	7981	97.3
2009-10	941	2421	3362	1723	1677	10	667	439	1192	8014	97.7	8334	101.6
2010-11	850	2578	3428	1861	1592	10	621	355	1063	8119	99.0	7996	97.5
2011-12	704	2144	2848	1453	1157	7	526	340	738	6180	93.6	5900	89.4
2012-13	896	2493	3389	1867	1505	6	609	384	1070	7640	93.2	7914	96.5
2013-14	949	2556	3505	1791	1844	12	765	330	1384	8155	99.5	9012	109.9
2014-15	978	2536	3514	1683	1778	10	789	487	1453	7542	92.0	8278	101.0
2015-16	777	2605	3382	1765	1780	—	680	495	1343	7988	97.4	8827	107.6
2016-17	807	2706	3513	1949	1793	—	692	420	1366	8400	102.4	8867	108.1
2017-18	893	2996	3889	2221	1811	—	682		420	1353	9004	8635	109.8
2018-19	892	3025	3917	2207	1745	6	606	432	1223	9445	115.2	9224	112.5
2019-20	764	2553	3317	1884	1529	9	586	389	-	8084	110.7	7910	108.4



# HISTORY

## SEASON-BY-SEASON RECORD BREAKDOWN

YEAR	COACH	W-L	PCT.	HOME	AWAY	NEUTRAL	GB	POS
1949-50	Al Cervi	51-13	.797	31-1	15-12	5-0	--	1st
1950-51	Al Cervi	32-34	.485	24-9	8-25		8	4th
1951-52	Al Cervi	40-26	.606	26-7	12-18	2-1	--	1st
1952-53	Al Cervi	47-24	.662	32-2	10-19	5-3	--	2nd
1953-54	Al Cervi	42-30	.583	26-6	11-18	5-6	2	T-2nd
1954-55	Al Cervi	43-29	.597	25-7	10-16	8-6	--	1st*
1955-56	Al Cervi	35-37	.486	23-8	9-19	3-10	10	3rd
1956-57	Al Cervi-Paul Seymour	38-34	.528	22-9	12-19	4-6	6	2nd
1957-58	Paul Seymour	41-31	.569	26-5	9-21	6-5	8	2nd
1958-59	Paul Seymour	35-37	.486	19-12	12-17	4-8	17	3rd
1959-60	Paul Seymour	45-30	.600	26-4	11-19	8-7	14	3rd
1960-61	Alex Hannum	38-41	.481	19-9	8-21	11-11	19	3rd
1961-62	Alex Hannum	41-39	.512	18-10	11-19	12-10	19	3rd
1962-63	Alex Hannum	48-32	.600	23-5	13-19	12-8	10	2nd
1963-64	Dolph Schayes	34-46	.425	18-12	12-22	4-12	25	3rd
1964-65	Dolph Schayes	40-40	.500	13-12	9-21	18-7	22	3rd
1965-66	Dolph Schayes	55-25	.688	22-3	20-17	13-5	--	1st
1966-67	Alex Hannum	68-13	.840	28-2	26-8	14-3	--	1st*
1967-68	Alex Hannum	62-20	.756	27-8	25-12	10-0	--	1st
1968-69	Jack Ramsay	55-27	.671	26-8	24-16	5-3	2	2nd
1969-70	Jack Ramsay	42-40	.512	22-16	16-22	4-2	18	4th
1970-71	Jack Ramsay	47-35	.573	24-15	21-18	2-2	5	2nd
1971-72	Jack Ramsay	30-52	.366	14-23	14-26	2-3	26	3rd
1972-73	Roy Rubin-Kevin Loughery	9-73	.110	5-27	2-35	2-11	59	4th
1973-74	Gene Shue	25-57	.305	14-23	9-30	2-4	26	4th
1974-75	Gene Shue	34-48	.415	20-21	14-27	-	31	4th
1975-76	Gene Shue	46-36	.561	34-7	12-29	-	8	T-2nd
1976-77	Gene Shue	50-32	.610	32-9	18-23	-	-	1st
1977-78	Gene Shue-Billy Cunningham	55-27	.671	37-4	18-23	-	-	1st
1978-79	Billy Cunningham	47-35	.573	31-10	16-25	-	7	2nd
1979-80	Billy Cunningham	59-23	.720	36-5	23-18	-	2	2nd
1980-81	Billy Cunningham	62-20	.756	37-4	25-16	-	-	T-1st
1981-82	Billy Cunningham	58-24	.707	32-9	26-15	-	-	2nd
1982-83	Billy Cunningham	65-17	.793	35-6	30-11	-	-	1st*
1983-84	Billy Cunningham	52-30	.634	32-9	20-21	-	10	2nd
1984-85	Billy Cunningham	58-24	.707	34-7	24-17	-	5	2nd
1985-86	Matt Guokas	54-28	.659	31-10	23-18	-	13	2nd
1986-87	Matt Guokas	45-37	.549	28-13	17-24	-	14	2nd
1987-88	Matt Guokas-Jim Lynam	36-46	.439	27-14	9-32	-	21	4th
1988-89	Jim Lynam	46-36	.561	30-11	16-25	-	6	2nd
1989-90	Jim Lynam	53-29	.646	34-7	19-22	-	-	1st
1990-91	Jim Lynam	44-38	.537	29-12	15-26	-	12	2nd
1991-92	Jim Lynam	35-47	.427	23-18	12-29	-	16	5th
1992-93	Doug Moe-Fred Carter	26-56	.317	15-26	11-30	-	34	6th
1993-94	Fred Carter	25-57	.305	15-26	10-31	-	32	6th
1994-95	John Lucas	24-58	.293	14-27	10-31	-	33	6th
1995-96	John Lucas	18-64	.220	11-30	7-34	-	42	7th
1996-97	Johnny Davis	22-60	.268	11-30	11-30	-	39	6th
1997-98	Larry Brown	31-51	.378	19-22	12-29	-	24	7th
1998-99	Larry Brown	28-22	.560	17-8	11-14	-	5	3rd
1999-00	Larry Brown	49-33	.598	29-12	20-21	-	3	3rd
2000-01	Larry Brown	56-26	.683	29-12	27-14	-	-	1st
2001-02	Larry Brown	43-39	.524	22-19	21-20	-	9	6th
2002-03	Larry Brown	48-34	.585	25-16	23-18	-	2	4th





# HISTORY

## SEASON-BY-SEASON RECORD BREAKDOWN

YEAR	COACH	W-L	PCT.	HOME	AWAY	NEUTRAL	GB	POS
2003-04	Randy Ayers-Chris Ford	33-49	.402	21-20	12-29	-	14	5th
2004-05	Jim O'Brien	43-39	.524	25-16	18-23	-	2	3rd
2005-06	Maurice Cheeks	38-44	.463	23-18	15-26	-	11	2nd
2006-07	Maurice Cheeks	35-47	.427	21-20	14-27	-	12	3rd
2007-08	Maurice Cheeks	40-42	.488	22-19	18-23	-	26	3rd
2008-09	Maurice Cheeks-Tony DiLeo	41-41	.500	24-17	17-24	-	21	2nd
2009-10	Eddie Jordan	27-55	.329	12-29	15-26	-	23	4th
2010-11	Doug Collins	41-41	.500	26-15	15-26	-	15	3rd
2011-12	Doug Collins	35-31	.530	19-14	16-17	-	4	3rd
2012-13	Doug Collins	34-48	.415	23-18	11-30	-	20	4th
2013-14	Brett Brown	19-63	.232	10-31	9-32	-	29	5th
2014-15	Brett Brown	18-64	.220	12-29	6-35	-	31	4th
2015-16	Brett Brown	10-72	.122	7-34	3-38	-	46	5th
2016-17	Brett Brown	28-54	.341	17-24	11-30	-	25	4th
2017-18	Brett Brown	52-30	.634	30-11	22-19	-	7	3rd
2018-19	Brett Brown	51-31	.622	31-10	20-21	-	7	2nd
2019-20	Brett Brown	43-30	.589	31-4	12-26	-	10.5	3rd
FRANCHISE TOTALS		2900-2723	.516	1676-976 (.632)	1061-1612 (.397)	163-135 (.547)		



# HISTORY

## SEASON-BY-SEASON MONTHLY RECORD BREAKDOWN

	OCT. W-L	NOV. W-L	DEC. W-L	JAN. W-L	FEB. W-L	MARCH W-L	APRIL W-L	MAY W-L	AUG. W-L	TOTAL W-L
1949-50	-	13-1	11-3	9-3	11-4	7-2	-	-	-	51-13
1950-51	-	7-7	7-7	7-7	7-7	4-6	-	-	-	32-34
1951-52	-	10-3	7-8	12-2	6-8	5-5	-	-	-	40-26
1952-53	-	9-4	9-7	11-4	10-6	8-3	-	-	-	47-24
1953-54	0-1	9-7	9-6	11-5	7-9	6-2	-	-	-	42-30
1954-55	0-1	9-3	8-9	8-8	12-5	6-3	-	-	-	43-29
1955-56	-	6-6	8-8	6-11	11-7	4-5	-	-	-	35-37
1956-57	2-0	2-10	6-7	13-7	11-6	4-4	-	-	-	38-34
1957-58	1-1	6-8	11-5	10-8	10-7	3-2	-	-	-	41-31
1958-59	1-1	6-9	7-7	11-7	6-10	4-3	-	-	-	35-37
1959-60	2-2	9-5	7-7	11-9	12-6	4-1	-	-	-	45-30
1960-61	1-3	5-7	8-8	10-9	12-6	2-8	-	-	-	38-41
1961-62	3-3	6-7	5-12	11-8	11-6	5-3	-	-	-	41-39
1962-63	4-1	9-5	6-9	9-8	14-6	6-3	-	-	-	48-32
1963-64	2-3	6-7	8-7	7-11	7-10	4-8	-	-	-	34-46
1964-65	3-4	8-6	8-8	8-7	9-7	4-8	-	-	-	40-40
1965-66	3-0	9-8	9-5	13-4	10-7	11-1	-	-	-	55-25
1966-67	5-0	15-2	15-1	12-3	11-4	10-3	-	-	-	68-13
1967-68	5-1	10-6	15-2	8-6	14-2	10-3	-	-	-	62-20
1968-69	3-2	9-4	14-4	9-7	12-5	8-5	-	-	-	55-27
1969-70	4-2	6-11	11-6	8-7	7-8	6-6	-	-	-	42-40
1970-71	6-4	9-8	9-6	10-6	7-6	6-5	-	-	-	47-35
1971-72	7-2	4-10	4-12	7-7	4-10	4-11	-	-	-	30-52
1972-73	0-9	2-13	1-13	1-16	5-9	0-13	-	-	-	9-73
1973-74	2-7	6-8	3-12	4-8	5-11	5-11	-	-	-	25-57
1974-75	3-3	4-10	7-8	6-9	7-7	7-8	0-3	-	-	34-48
1975-76	2-1	10-5	9-5	8-8	6-8	7-7	4-2	-	-	46-36
1976-77	3-2	8-6	7-6	11-3	7-5	11-6	3-4	-	-	50-32
1977-78	2-3	14-2	6-6	10-3	9-5	12-3	2-5	-	-	55-27
1978-79	5-1	9-5	9-5	6-7	6-8	9-8	3-1	-	-	47-35
1979-80	8-1	10-6	9-4	11-3	10-3	11-6	-	-	-	59-23
1980-81	8-2	15-1	10-4	11-3	10-3	8-7	-	-	-	62-20
1981-82	2-0	11-1	9-5	8-8	10-2	10-6	8-2	-	-	58-24
1982-83	2-0	11-3	11-2	14-1	11-1	11-5	5-5	-	-	65-17
1983-84	2-0	11-3	8-4	8-7	6-9	13-3	4-4	-	-	52-30
1984-85	3-0	9-4	12-2	12-3	10-4	8-7	4-4	-	-	58-24
1985-86	2-1	7-7	10-4	11-5	8-4	11-6	5-1	-	-	54-28
1986-87	1-0	9-4	6-10	10-5	5-7	9-6	5-5	-	-	45-37
1987-88	-	5-6	7-7	7-9	4-10	9-6	4-8	-	-	36-46
1988-89	-	10-5	5-9	9-5	6-5	9-7	7-5	-	-	46-36
1989-90	-	8-4	7-9	12-3	8-5	11-5	7-3	-	-	53-29
1990-91	-	10-6	9-4	4-9	8-5	9-8	4-6	-	-	44-38
1991-92	-	7-9	6-7	9-7	5-8	4-11	4-5	-	-	35-47
1992-93	-	3-8	5-9	9-7	2-9	2-15	5-8	-	-	26-56
1993-94	-	4-10	6-7	8-7	2-11	1-14	4-8	-	-	25-57
1994-95	-	4-8	6-10	2-13	4-9	4-10	4-8	-	-	24-58
1995-96	-	2-10	3-12	3-12	3-10	3-14	4-6	-	-	18-64
1996-97	-	7-8	1-12	2-14	5-7	5-9	2-10	-	-	22-60
1997-98	0-1	4-8	3-12	7-8	5-8	7-9	5-5	-	-	31-51
1998-99	-	-	-	-	8-5	7-9	11-6	2-2	-	28-22
1999-00	-	8-8	9-7	7-5	7-5	11-5	7-3	-	-	49-33





# HISTORY

## SEASON-BY-SEASON MONTHLY RECORD BREAKDOWN

	OCT. W-L	NOV. W-L	DEC. W-L	JAN. W-L	FEB. W-L	MARCH W-L	APRIL W-L	MAY W-L	AUG* W-L	TOTAL W-L
2000-01	1-0	11-2	9-6	13-3	9-5	7-6	6-4	-	-	56-16
2001-02	0-1	7-6	5-11	11-4	5-6	10-7	5-4	-	-	43-39
2002-03	1-1	13-3	5-8	6-10	8-2	11-5	4-5	-	-	48-34
2003-04	1-1	8-8	5-9	6-9	4-9	8-7	1-6	-	-	33-49
2004-05	-	6-7	7-8	8-8	5-6	9-7	8-3	-	-	43-39
2005-06	-	8-8	7-7	8-7	5-6	5-10	5-6	-	-	38-44
2006-07	-	5-9	3-13	7-10	5-6	9-6	6-3	-	-	35-47
2007-08	0-1	5-9	9-7	4-11	8-5	11-4	3-5	-	-	40-42
2008-09	1-1	6-9	6-8	10-5	6-6	9-6	3-6	-	-	41-41
2009-10	2-1	3-12	4-10	7-8	6-5	4-13	1-6	-	-	27-55
2010-11	0-3	5-10	8-7	8-6	9-3	9-7	2-5	-	-	41-41
2011-12			2-2	13-4	6-9	8-8	6-8	-	-	35-31
2012-13	1-0	9-6	4-11	5-9	3-8	8-9	4-5	-	-	34-48
2013-14	1-0	5-11	3-10	6-11	0-11	1-15	3-5	-	-	19-63
2014-15	0-2	0-14	4-10	6-12	3-7	5-12	0-7	--	-	18-64
2015-16	0-2	0-16	3-13	4-10	1-11	1-14	1-6	-	-	10-72
2016-17	0-2	4-12	4-10	10-5	4-8	6-11	0-6	--	-	28-54
2017-18	3-4	9-5	5-10	7-5	8-3	13-3	7-0	--	-	52-30
2018-19	4-4	12-4	7-6	11-4	6-4	9-5	2-4	--	-	51-31
2019-20	4-0	10-6	9-7	8-5	6-5	2-3	--	--	4-4	43-3

<b>TOTALS</b>	<b>116-85</b>	<b>512-462</b>	<b>495-522</b>	<b>579-483</b>	<b>506-452</b>	<b>484-471</b>	<b>178-205</b>		<b>4-4</b>	<b>2857-2693</b>
<b>Winning Pct.</b>	<b>(.577)</b>	<b>(.526)</b>	<b>(.487)</b>	<b>(.545)</b>	<b>(.528)</b>	<b>(.507)</b>	<b>.465</b>		<b>(.500)</b>	<b>.515</b>

\*denotes NBA Championship

\*Games were played in August 2020 as the season was restarted at the Orlando campus as a result of the coronavirus pandemic



# HISTORY

## OPENING NIGHT STARTING LINEUPS (SINCE 1963-64)

SEASON	GUARD	GUARD	FORWARD	FORWARD	CENTER
1963-64	Greer	Costello	Shaffer	Walker	Kerr
1964-65	Greer	Neumann	Walker	Greenspan	Kerr
1965-66	Greer	Bianchi	Walker	Jackson	Chamberlain
1966-67	Greer	Costello	Jackson	Walker	Chamberlain
1967-68	Greer	W. Jones	Jackson	Walker	Chamberlain
1968-69	Greer	W. Jones	Walker	Cunningham	Jackson
1969-70	Greer	Clark	Washington	Cunningham	Jackson
1970-71	Clark	W. Jones	Cunningham	Washington	Jackson
1971-72	Clark	Greer	Cunningham	Washington	Jackson
1972-73	Carter	Greer	Bridges	Block	Awtrey
1973-74	Carter	Boyd	Van Arsdale	Mix	Ellis
1974-75	Boyd	Collins	Mix	Van Arsdale	Ellis
1975-76	Carter	Collins	Cunningham	McGinnis	Catchings
1976-77	Collins	Free	McGinnis	Mix	Catchings
1977-78	Bibby	Collins	McGinnis	Mix	Dawkins
1978-79	Cheeks	Collins	Erving	B. Jones	C. Jones
1979-80	Collins	Cheeks	Erving	C. Jones	Dawkins
1980-81	Cheeks	Collins	Erving	C. Jones	Dawkins
1981-82	Cheeks	Hollins	Erving	C. Jones	D. Dawkins
1982-83	Cheeks	Toney	Erving	Iavaroni	Malone
1983-84	Cheeks	Toney	Erving	Iavaroni	Malone
1984-85	Cheeks	Toney	Erving	Iavaroni	Malone
1985-86	Cheeks	Thompson	Barkley	Erving	Malone
1986-87	Erving	Cheeks	Hinson	Barkley	Ruland
1987-88	Cheeks	Wingate	Hinson	Barkley	McCormick
1988-89	Cheeks	Hawkins	Robinson	Barkley	Gminski
1989-90	Hawkins	J. Dawkins	Barkley	Payne	Gminski
1990-91	J. Dawkins	Hawkins	Barkley	Mahorn	Gminski
1991-92	J. Dawkins	Hawkins	Anderson	Barkley	Gilliam
1992-93	Hornacek	Hawkins	Weatherspoon	Gilliam	Lang
1993-94	Dawkins	Hornacek	Weatherspoon	Kidd	Bradley
1994-95	Barros	Malone	Weatherspoon	Wright	Bradley
1995-96	Maxwell	Stackhouse	Dumas	Weatherspoon	Bradley
1996-97	Stackhouse	Iverson	Jim Jackson	Weatherspoon	Coleman
1997-98	Stackhouse	Iverson	Jim Jackson	Weatherspoon	Coleman
1998-99	Iverson	Snow	Lynch	Ratliff	Geiger
1999-00	Iverson	Snow	Lynch	Owens	Hill
2000-01	Iverson	Snow	Hill	Lynch	Ratliff
2001-02	Bell	Claxton	Coleman	Harpring	Mutombo
2002-03	Iverson	Snow	McKie	Van Horn	MacCulloch
2003-04	Iverson	Snow	Salmons	Thomas	Coleman
2004-05	Iverson	McKie	Iguodala	Thomas	Jackson
2005-06	Iverson	Iguodala	Korver	Webber	Hunter
2006-07	Ollie	Iverson	Iguodala	Webber	Dalembert
2007-08	Miller	Green	Iguodala	Evans	Dalembert
2008-09	Miller	Iguodala	Young	Brand	Dalembert
2009-10	Williams	Iguodala	Young	Brand	Dalembert
2010-11	Holiday	Iguodala	Kapono	Brand	Hawes
2011-12	Holiday	Meeks	Iguodala	Brand	Hawes
2012-13	Holiday	Richardson	Turner	T. Young	Allen
2013-14	Carter-Williams	Anderson	Turner	Young	Hawes
2014-15	Wroten	Thompson	Johnson	Noel	Sims
2015-16	Canaan	Sampson	Thompson	Noel	Okafor
2016-17	Rodriguez	Henderson	Covington	Saric	Embiid
2017-18	Bayless	Redick	Simmons	Covington	Embiid
2018-19	Fultz	Simmons	Saric	Covington	Embiid
2019-20	Simmons	Richardson	Harris	Horford	Embiid





# HISTORY

## ALL-TIME OPENING GAME RESULTS

### FIRST HOME GAME OF SEASON

#### SYRACUSE NATIONALS

1949-50	W	2,476	vs. Denver*	78-58
1950-51	W	3,476	vs. Fort Wayne*	92-77
1951-52	W	4,520	vs. Fort Wayne*	90-75
1952-53	W	4,026	vs. Philadelphia	117-91
1953-54	W	7,859	vs. Philadelphia	85-61
1954-55	L	3,783	vs. Minneapolis*	97-94
1955-56	W	3,789	vs. Fort Wayne* (OT)	114-113
1956-57	W	3,567	vs. Rochester*	91-75
1957-58	W	7,112	vs. Philadelphia*	103-85
1958-59	W	3,154	vs. Detroit*	103-94
1959-60	L	4,803	vs. Boston*	121-109
1960-61	L	4,677	vs. Philadelphia*	133-123
1961-62	W	3,665	vs. Chicago*	123-103
1962-63	W	5,611	vs. LA Lakers*	108-102

#### PHILADELPHIA 76ERS

1963-64	L	6,850	vs. Detroit	124-121
1964-65	W	2,260	vs. Detroit*	125-113
1965-66	W	5,190	vs. Detroit	120-103
1966-67	W	8,402	vs. New York*	128-112

#### (SPECTRUM)

1967-68	W	9,106	vs. LA Lakers*	103-87
1968-69	W	15,244	vs. LA Lakers*	114-96
1969-70	W	10,057	vs. LA Lakers*	131-126
1970-71	W	7,035	vs. Chicago*	110-107
1971-72	W	10,635	vs. Seattle	100-93
1972-73	L	6,257	vs. Seattle	105-100
1973-74	L	4,564	vs. Houston*	104-88
1974-75	W	8,939	vs. New Orleans*	112-99
1975-76	W	18,020	vs. LA Lakers	117-114
1976-77	L	17,196	vs. San Antonio*	121-118
1977-78	W	14,148	vs. Detroit*	113-96
1978-79	W	18,276	vs. LA Lakers*	110-102
1979-80	W	13,503	vs. Houston	113-105
1980-81	L	15,136	vs. Milwaukee*	106-103
1981-82	W	14,102	vs. Cleveland*	128-104
1982-83	W	18,482	vs. New Jersey	110-99
1983-84	W	16,167	vs. Washington*	117-114
1984-85	W	11,892	vs. Cleveland*	111-101
1985-86	W	8,925	vs. Detroit (OT)	132-125
1986-87	W	10,247	vs. Indiana*	108-104
1987-88	W	12,287	vs. Indiana*	108-95
1988-89	W	13,468	vs. LA Clippers*	129-110
1989-90	L	13,893	vs. Milwaukee*	102-96
1990-91	W	15,678	vs. New Jersey (OT)	112-110
1991-92	L	13,170	vs. Orlando	122-115
1992-93	L	12,608	vs. New Jersey*	114-111
1993-94	W	14,531	vs. Washington*	94-82
1994-95	L	16,114	vs. Milwaukee*	91-86
1995-96	W	18,168	vs. Washington*	105-103

#### (THE CENTER)

1996-97	L	20,444	vs. Milwaukee*	111-103
1997-98	L	12,199	vs. Milwaukee*	103-88
1998-99	W	20,143	vs. Orlando	95-75
1999-00	W	19,402	vs. Seattle	117-98
2000-01	W	19,817	vs. Toronto	104-98
2001-02	L	20,230	vs. Dallas	99-92
2002-03	W	19,569	vs. Milwaukee	95-93
2003-04	L	18,295	vs. Miami*	89-74
2004-05	L	19,385	vs. Phoenix	98-108
2005-06	L	17,705	vs. Milwaukee* (OT)	108-117
2006-07	W	17,119	vs. Atlanta*	88-75
2007-08	L	19,706	vs. New Jersey	88-93
2008-09	L	15,750	vs. Toronto*	84-95
2009-10	W	14,638	vs. Milwaukee	99-86
2010-11	L	20,389	vs. Miami*	87-97
2011-12	W	19,408	vs. Detroit	96-73
2012-13	W	19,101	vs. Denver*	84-75
2013-14	W	19,523	vs. Miami*	114-110
2014-15	L	19,753	vs. Miami	96-114
2015-16	L	17,122	vs. Utah	71-99
2016-17	L	17,122	vs. Oklahoma City	97-103
2017-18	W	20,816	vs. Boston	92-102
2018-19	W	20,302	vs. Chicago	127-108
2019-20	W	20,422	vs. Boston	107-93

### FIRST ROAD GAME OF SEASON

#### SYRACUSE NATIONALS

1949-50	L	at St. Louis	73-67
1950-51	L	at New York (OT)	74-72
1951-52	L	at Baltimore	91-82
1952-53	L	at Philadelphia* (OT)	86-84
1953-54	L	at Philadelphia*	79-73
1954-55	L	at Boston	107-84
1955-56	L	at Rochester	83-80
1956-57	W	at St. Louis	75-73
1957-58	L	at Cincinnati	110-100
1958-59	W	at Philadelphia	103-98
1959-60	L	at Detroit	117-102
1960-61	L	at St. Louis	123-100
1961-62	L	at St. Louis	110-107
1962-63	W	at New York	123-119

#### PHILADELPHIA 76ERS

1963-64	W	at Detroit*	117-115
1964-65	L	at St. Louis	126-86
1965-66	W	at Baltimore*	133-101
1966-67	W	at Baltimore	141-112
1967-68	W	Detroit at NY	124-102
1968-69	W	at Baltimore	124-121
1969-70	W	at Cincinnati	134-123
1970-71	W	at Cincinnati	123-105
1971-72	W	at Chicago*	114-100
1972-73	L	at Chicago*	95-89
1973-74	W	at Houston	106-101
1974-75	W	at New York	99-86
1975-76	W	at Chicago*	110-103
1976-77	L	at Buffalo	108-105
1977-78	L	at Portland	98-94
1978-79	W	at Detroit	126-117
1979-80	W	at Washington*	93-92
1980-81	W	at Washington	126-120
1981-82	W	at Atlanta	108-106
1982-83	W	at New York*	104-89
1983-84	W	at Indiana (OT)	124-112
1984-85	W	at Atlanta	111-108
1985-86	W	at New York*	99-89
1986-87	L	at Indiana (2OT)	125-121
1987-88	L	at Chicago	104-94
1988-89	L	at Milwaukee	114-103
1989-90	L	at Minnesota (OT)	125-118
1990-91	W	at Chicago*	124-116
1991-92	L	at Chicago*	110-90
1992-93	L	at New York	89-85
1993-94	L	at Orlando	114-89
1994-95	L	at Orlando	122-107
1995-96	L	at Charlotte	119-108
1996-97	L	at Chicago	115-86
1997-98	L	at Chicago	94-74
1998-99	W	at Charlotte*	78-66
1999-00	L	at San Antonio*	89-76
2000-01	W	at New York*	101-72
2001-02	L	at Minnesota*	83-74
2002-03	L	at Orlando*	95-88
2003-04	L	at Sacramento	100-89
2004-05	W	at Boston*	98-95
2005-06	L	at Detroit	88-108
2006-07	W	at Orlando	105-103
2007-08	L	at Toronto*	97-106
2008-09	L	at Atlanta	88-95
2009-10	L	at Orlando*	106-120
2010-11	L	at Indiana	86-99
2011-12	L	at Portland*	103-107
2012-13	L	at New York	84-100
2013-14	W	at Washington	109-102
2014-15	L	at Indiana*	91-103
2015-16	L	at Boston	95-112
2016-17	L	at Charlotte	93-109
2017-18	L	at Washington	115-120
2018-19	L	at Boston	87-105
2019-20	W	at Detroit	117-111

### FIRST GAME OF SEASON

	76ERS ONLY	NATIONALS ONLY	TOTAL
First Home Game:	36-21	11-3	47-24
First Away Game:	26-31	3-11	29-42
Season Opener:	33-24	9-5	42-29





# HISTORY

## BIGGEST WINS AND LOSSES

OPPONENT	BIGGEST WIN	POINT MARGIN	DATE	SITE
Tri/STL/Atlanta Hawks	132-85	47	12/08/82	at Philadelphia
Boston Celtics	138-96	42	10/29/66	at Philadelphia
New Jersey/Brooklyn Nets	142-107	35	02/05/86	at Philadelphia
Charlotte Bobcats/Hornets	112-80	32	03/11/05	at Philadelphia
Chicago Bulls	121-80	41	11/11/80	at Chicago
Cleveland Cavaliers	141-87	54	11/02/70	at Philadelphia
Dallas Mavericks	116-74	42	03/17/17	at Philadelphia
Denver Nuggets	132-101	31	11/05/77	at Philadelphia
Fort Wayne/Detroit Pistons	114-75	39	03/25/81	at Philadelphia
S.F./G.S. Warriors	137-91	46	12/14/68	at Philadelphia
S.D./Houston Rockets	134-96	38	8/14/20	at Houston *
Indiana Pacers	130-103	27	11/13/80	at Indiana
Buf/S.D./L.A. Clippers	149-118	31	03/29/78	at Philadelphia
Minn./L.A.Lakers	98-67	31	11/02/51	at Syracuse
Vancouver/Memphis Grizzlies	120-101	19	4/10/10	at Memphis
Miami Heat	139-108	31	02/22/89	at Miami
Milwaukee Bucks	136-92	44	11/16/68	at Philadelphia
Minnesota Timberwolves	149-107	42	1/15/19	at Philadelphia
New Orleans Hornets/Pelicans	108-87	21	11/25/02	at Philadelphia
New York Knicks	162-100	62*	12/25/60	at Syracuse
Seattle SuperSonics/Oklahoma City	160-122	38	12/20/67	at Seattle
Orlando Magic	112-88	24	01/31/92	at Philadelphia
Phoenix Suns	159-125	34	02/15/70	at Philadelphia
Portland Trail Blazers	88-60	28	03/06/03	at Portland
Roch/Cin/K.C./Sacramento Kings	124-87	37	11/16/60	at Syracuse
San Antonio Spurs	135-102	33	01/07/81	at Philadelphia
Toronto Raptors	97-62	35	1/7/12	at Philadelphia
Utah Jazz	114-89	25	02/05/90	at Philadelphia
Chi/Balt/Washington Wizards	143-104	39	11/12/76	at Philadelphia

\* denotes largest margin of victory in franchise history    \*Game played in Orlando, Florida as part of 2019-20 season restart

OPPONENT	WORST LOSS	POINT MARGIN	DATE	SITE
Tri/STL/Atlanta Hawks	93-105	42	04/05/89	at Atlanta
Boston Celtics	87-124	37	12/20/87	at Boston
New Jersey/Brooklyn Nets	94-130	36	12/16/13	at Brooklyn
Charlotte Bobcats/Hornets	84-136	52	02/27/92	at Charlotte
Chicago Bulls	76-121	45	12/21/10	at Chicago
Cleveland Cavaliers	67-110	43	01/15/94	at Cleveland
Dallas Mavericks	70-123	53	11/13/14	at Dallas
Denver Nuggets	75-105	30	02/23/95	at Denver
Fort Wayne/Detroit Pistons	78-115	37	12/20/97	at Detroit
Phila/S.F./G.S. Warriors	51-108	43	11/09/61	at Philadelphia
	80-123	43	02/10/14	at Golden State
S.D./Houston Rockets	74-124	50	03/18/07	at Philadelphia
Indiana Pacers	88-133	45	04/22/94	at Indiana
Buf/S.D./L.A. Clippers	78-123	45	02/09/14	at Los Angeles
Minn./L.A.Lakers	103-143	40	11/10/71	at Philadelphia
	95-135	40	11/19/72	at Los Angeles
Vancouver/Memphis Grizzlies	77-103	26	03/15/14	at Philadelphia
Miami Heat	83-120	37	03/05/94	at Miami
Milwaukee Bucks	95-128	33	04/15/87	at Milwaukee
Minnesota Timberwolves	84-119	35	12/08/04	at Philadelphia
New Orleans Hornets/Pelicans	98-135	37	11/16/13	at New Orleans
New York Knicks	91-139	48	11/29/72	at Philadelphia
	82-130	48	04/21/94	at New York
Seattle SuperSonics/Oklahoma City	93-149	56**	03/06/93	at Seattle
Orlando Magic	83-129	46	02/17/95	at Orlando
Phoenix Suns	97-127	30	11/14/86	at Phoenix
Portland Trail Blazers	104-146	42	11/05/76	at Portland
Roch/Cin/K.C./Sacramento Kings	98-154	56**	01/02/93	at Sacramento
San Antonio Spurs	68-119	51	12/07/15	at Philadelphia
Toronto Raptors	88-120	32	11/09/14	at Toronto
Utah Jazz	69-98	29	12/28/02	at Utah
Chi/Balt/Washington Wizards	76-111	35	01/19/15	at Washington

\*\* denotes largest margin of defeat in franchise history





# HISTORY

## RECORD BREAKDOWN

### All-Time Record by Division

The NBA divided into four divisions - Atlantic, Central, Midwest and Pacific - beginning in 1970-71 until 2003-04

<b>1970-71</b>	<b>1982-83</b>	<b>1994-95</b>	<b>2005-06</b>	<b>2014-15</b>
Atlantic.....10-6	Atlantic.....15-9	Atlantic.....12-16	Atlantic.....10-6	Atlantic.....2-14
Central.....13-9	Central.....29-5	Central.....4-24	Central.....6-12	Central.....5-13
Midwest.....9-11	Midwest.....11-1	Midwest.....2-10	Southeast.....6-12	Southeast.....5-13
Pacific.....15-9	Pacific.....10-2	Pacific.....6-8	Northwest.....5-5	Southwest.....1-9
			Pacific.....5-5	Northwest.....4-6
			Southwest.....6-4	Pacific.....1-9
<b>1971-72</b>	<b>1983-84</b>	<b>1995-96</b>	<b>2006-07</b>	<b>2015-16</b>
Atlantic.....6-12	Atlantic.....15-9	Atlantic.....5-19	Atlantic.....9-7	Atlantic.....2-14
Central.....9-11	Central.....20-14	Central.....7-23	Central.....6-12	Central.....0-18
Midwest.....7-13	Midwest.....10-2	Midwest.....5-9	Southeast.....9-9	Southeast.....1-17
Pacific.....8-16	Pacific.....7-5	Pacific.....1-13	Northwest.....5-5	Southwest.....1-9
			Pacific.....3-7	Northwest.....2-8
			Southwest.....3-7	Pacific.....4-6
<b>1972-73</b>	<b>1984-85</b>	<b>1996-97</b>	<b>2007-08</b>	<b>2016-17</b>
Atlantic.....2-20	Atlantic.....15-9	Atlantic.....11-14	Atlantic.....7-9	Atlantic.....7-9
Central.....2-22	Central.....25-9	Central.....9-21	Central.....9-9	Central.....5-13
Midwest.....3-13	Midwest.....7-5	Midwest.....5-9	Southeast.....5-5	Southeast.....7-11
Pacific.....2-18	Pacific.....11-1	Pacific.....3-11	Northwest.....4-6	Southwest.....2-8
			Southwest.....6-4	Northwest.....3-7
				Pacific.....4-6
<b>1973-74</b>	<b>1985-86</b>	<b>1997-98</b>	<b>2008-09</b>	<b>2017-18</b>
Atlantic.....5-17	Atlantic.....15-9	Atlantic.....7-17	Atlantic.....6-10	Atlantic.....9-7
Central.....8-16	Central.....23-11	Central.....9-21	Central.....10-8	Central.....11-7
Midwest.....6-10	Midwest.....8-4	Midwest.....7-7	Southeast.....9-9	Southeast.....14-4
Pacific.....6-14	Pacific.....8-4	Midwest.....8-6	Northwest.....4-6	Southwest.....7-3
			Pacific.....7-3	Southwest.....7-3
			Southwest.....5-5	Pacific.....4-6
<b>1974-75</b>	<b>1986-87</b>	<b>1998-99</b>	<b>2009-10</b>	<b>2018-19</b>
Atlantic.....11-15	Atlantic.....12-12	Atlantic.....9-10	Atlantic.....7-9	Atlantic.....8-8
Central.....8-12	Central.....17-17	Central.....16-9	Central.....5-13	Central.....12-6
Midwest.....7-9	Midwest.....8-4	Midwest.....1-1	Southeast.....2-16	Southeast.....11-7
Pacific.....8-12	Pacific.....8-4	Pacific.....2-2	Northwest.....6-4	Southwest.....6-4
			Northwest.....3-7	Northwest.....6-4
			Pacific.....4-6	Pacific.....8-2
<b>1975-76</b>	<b>1987-88</b>	<b>1999-00</b>	<b>2010-11</b>	<b>2019-20</b>
Atlantic.....9-12	Atlantic.....12-12	Atlantic.....13-11	Atlantic.....9-7	Atlantic.....11-5
Central.....13-12	Central.....13-21	Central.....23-7	Central.....9-9	Central.....10-6
Midwest.....12-4	Midwest.....6-6	Midwest.....7-7	Southeast.....7-11	Southeast.....7-7
Pacific.....12-8	Pacific.....5-7	Pacific.....6-8	Northwest.....4-6	Southwest.....5-3
			Northwest.....6-4	Northwest.....5-4
			Pacific.....4-6	Pacific.....5-5
<b>1976-77</b>	<b>1988-89</b>	<b>2000-01</b>	<b>2011-12</b>	
Atlantic.....11-5	Atlantic.....19-11	Atlantic.....18-6	Atlantic.....7-6	
Central.....17-7	Central.....12-14	Central.....22-8	Central.....11-6	
Midwest.....14-9	Midwest.....8-4	Midwest.....8-6	Southeast.....10-8	
Pacific.....8-11	Pacific.....7-7	Pacific.....8-6	Southwest.....1-5	
			Northwest.....1-5	
			Pacific.....5-1	
<b>1977-78</b>	<b>1989-90</b>	<b>2001-02</b>	<b>2012-13</b>	
Atlantic.....14-2	Atlantic.....19-7	Atlantic.....14-11	Atlantic.....7-9	
Central.....14-10	Central.....18-10	Central.....17-12	Central.....7-11	
Midwest.....15-8	Midwest.....8-6	Midwest.....5-9	Southeast.....8-10	
Pacific.....12-7	Pacific.....8-6	Midwest.....7-7	Southwest.....4-6	
			Northwest.....3-7	
			Pacific.....5-5	
<b>1978-79</b>	<b>1990-91</b>	<b>2002-03</b>	<b>2013-14</b>	
Atlantic.....9-7	Atlantic.....14-12	Atlantic.....17-7	Atlantic.....5-11	
Central.....16-8	Central.....18-10	Central.....18-12	Central.....4-14	
Midwest.....12-7	Midwest.....5-9	Midwest.....7-7	Southeast.....5-13	
Pacific.....10-13	Pacific.....7-7	Pacific.....6-8	Southwest.....1-9	
			Northwest.....2-8	
			Pacific.....2-8	
<b>1979-80</b>	<b>1991-92</b>	<b>2003-04</b>		
Atlantic.....19-5	Atlantic.....15-13	Atlantic.....10-14		
Central.....25-11	Central.....8-20	Central.....13-17		
Midwest.....7-3	Midwest.....6-6	Midwest.....4-10		
Pacific.....8-4	Pacific.....6-8	Pacific.....6-8		
<b>1980-81</b>	<b>1992-93</b>	<b>2004-05</b>		
Atlantic.....15-9	Atlantic.....11-17	Atlantic.....8-8		
Central.....27-7	Central.....7-21	Central.....13-5		
Midwest.....11-1	Midwest.....4-8	Southeast.....12-6		
Pacific.....9-3	Pacific.....4-10	Northwest.....4-6		
		Pacific.....4-6		
		Southwest.....1-8		
<b>1981-82</b>	<b>1993-94</b>			
Atlantic.....16-8	Atlantic.....7-21			
Central.....24-10	Central.....10-18			
Midwest.....8-4	Midwest.....5-7			
Pacific.....10-2	Pacific.....3-11			



# HISTORY

## RECORD BREAKDOWN

### ALL-TIME RECORD VERSUS THE EASTERN & WESTERN CONFERENCE

<b>1970-71</b> East .....23-15 West .....24-20	<b>1982-83</b> East .....44-14 West .....21-3	<b>1994-95</b> East .....16-40 West .....8-18	<b>2006-07</b> East .....24-28 West .....11-19	<b>2018-19</b> East .....31-21 West .....20-10
<b>1971-72</b> East .....15-23 West .....15-29	<b>1983-84</b> East .....35-23 West .....17-7	<b>1995-96</b> East .....12-42 West .....6-22	<b>2007-08</b> East .....25-27 West .....15-15	<b>2019-20</b> East .....28-18 West .....15-12
<b>1972-73</b> East .....4-42 West .....5-31	<b>1984-85</b> East .....40-18 West .....18-6	<b>1996-97</b> East .....14-40 West .....8-20	<b>2008-09</b> East .....25-27 West .....16-14	
<b>1973-74</b> East .....13-33 West .....12-24	<b>1985-86</b> East .....38-20 West .....16-8	<b>1997-98</b> East .....16-38 West .....15-13	<b>2009-10</b> East .....14-38 West .....13-17	
<b>1974-75</b> East .....19-27 West .....15-21	<b>1986-87</b> East .....29-29 West .....16-8	<b>1998-99</b> East .....25-19 West .....3-3	<b>2010-11</b> East .....25-27 West .....16-14	
<b>1975-76</b> East .....22-24 West .....24-12	<b>1987-88</b> East .....25-33 West .....11-13	<b>1999-00</b> East .....36-18 West .....13-15	<b>2011-12</b> East .....28-20 West .....7-11	
<b>1976-77</b> East .....28-12 West .....22-20	<b>1988-89</b> East .....31-25 West .....15-11	<b>2000-01</b> East .....40-14 West .....16-12	<b>2012-13</b> East .....22-30 West .....12-18	
<b>1977-78</b> East .....28-12 West .....27-15	<b>1989-90</b> East .....37-17 West .....16-12	<b>2001-02</b> East .....31-23 West .....12-16	<b>2013-14</b> East .....14-38 West .....5-25	
<b>1978-79</b> East .....25-15 West .....22-20	<b>1990-91</b> East .....32-22 West .....12-16	<b>2002-03</b> East .....35-19 West .....13-15	<b>2014-15</b> East .....12-40 West .....6-24	
<b>1979-80</b> East .....44-16 West .....15-7	<b>1991-92</b> East .....23-33 West .....12-14	<b>2003-04</b> East .....23-31 West .....10-18	<b>2015-16</b> East .....3-49 West .....7-23	
<b>1980-81</b> East .....42-16 West .....20-4	<b>1992-93</b> East .....18-38 West .....8-18	<b>2004-05</b> East .....33-19 West .....10-20	<b>2016-17</b> East .....19-33 West .....9-21	
<b>1981-82</b> East .....40-18 West .....18-6	<b>1993-94</b> East .....17-39 West .....8-18	<b>2005-06</b> East .....22-30 West .....16-14	<b>2017-18</b> East .....34-18 West .....18-12	





# HISTORY

## ALL-TIME HIGH AND LOW SCORES

	HIGH	DATE	SITE	LOW	DATE	SITE
Tri/Mil/StL/Atlanta Hawks	144	2/23/61	at Philadelphia	68	12/27/51	at Syracuse
				68	1/30/53	at Milwaukee
				68	2/23/54	vs. Milwaukee
				68	2/26/54	at Milwaukee
Boston Celtics	150	3/6/70	at Philadelphia	65	3/28/04	at Boston
New Jersey/Brooklyn Nets	142	2/5/86	at Philadelphia	67	4/5/09	at New Jersey
Charlotte Bobcats/Hornets	125	2/7/94	at Philadelphia	66	4/5/95	at Charlotte
Chicago Bulls	145	11/18/66	at Boston	74	11/1/97	at Chicago
		11/10/82	at Philadelphia			
Cleveland Cavaliers	148	1/2/72	at Cleveland	67	1/15/94	at Cleveland
Dallas Mavericks	133	2/23/83	at Philadelphia	70	11/13/14	at Dallas
Denver Nuggets	149	3/30/90	at Philadelphia	75	2/23/95	at Denver
Fort Wayne/Detroit Pistons	162	2/8/63	at Detroit	64	1/12/50	at Fort Wayne
S.F./Golden State Warriors	163	3/10/63	at San Francisco	64	12/29/49	at Oakland
S.D./Houston Rockets	159	1/25/70	at Philadelphia	66	11/17/03	at Philadelphia
Indiana Pacers	134	11/7/84	at Philadelphia	69	12/14/12	vs. Philadelphia
Buf/S/D/L.A. Clippers	149	3/29/78	at Philadelphia	72	3/20/13	at Los Angeles
Minneapolis/L.A. Lakers	158	3/18/68	at Philadelphia	65	11/5/53	at Syracuse
Vancouver/Memphis Grizzlies	120	4/10/10	at Memphis	76	2/21/12	at Memphis
Miami Heat	139	2/22/89	at Miami	57	2/21/96	at Philadelphia
Milwaukee Bucks	143	3/3/69	at Milwaukee	74	3/12/11	at Milwaukee
Minnesota Timberwolves	149	1/15/19	at Philadelphia	74	10/30/01	at Minnesota
New Orleans Hornets/Pelicans	124	12/10/17	at New Orleans	72	11/11/07	at Philadelphia
New York Knicks	162	12/25/60	at New York	60	3/13/54	at New York
Seattle SuperSonics/Oklahoma City	160	12/20/67	at Seattle	73	1/2/98	at Seattle
Orlando Magic	130	11/25/17	at Philadelphia	70	1/14/95	at Orlando
Phoenix Suns	159	2/15/70	at Philadelphia	71	3/23/01	at Phoenix
Portland Trail Blazers	153	2/19/86	at Philadelphia	71	3/25/96	at Portland
K.C./Cinn./Roch./Sacramento Kings	147	3/19/71	at Philadelphia	63	12/10/49	at Philadelphia
San Antonio Spurs	135	1/7/81	at Philadelphia	68	12/7/15	at Philadelphia
		3/24/89	at Philadelphia			
Toronto Raptors	126	12/22/18	at Philadelphia	70	3/31/02	at Toronto
New Orleans/Utah Jazz	132	2/19/82	at Philadelphia	69	12/28/02	at Utah
Chi./Balt./Washington Wizards	149	12/7/62	vs. Chicago	75	2/9/74	at Capital
	149	2/24/67	at Pittsburgh			

### 76ERS HIGHEST SCORING GAMES

	DATE	W/L	SIXERS	OPP	SITE	OPP. CITY
1.	3/10/63	W	163	148	H	San Francisco
2.	2/8/63	W	162	135	A	Detroit
	12/25/60	W	162	100	H	New York
4.	12/20/67	W	160	122	A	Seattle
5.	1/25/70	W	159	131	H	San Diego
	2/15/70	W	159	125	H	Phoenix
7.	3/18/68	W	158	128	H	Los Angeles
8.	2/19/86	W	153	133	H	Portland
9.	3/2/63	W	152	128	H	Detroit
10.	3/6/70	W	150	134	H	Boston
	2/21/62	W	150	109	H	Philadelphia
	12/13/59	W	150	121	H	Philadelphia

### 76ERS LOWEST SCORING GAMES

(includes only games since the shot clock was installed in 1954-55)

	DATE	W/L	SIXERS	OPP	SITE	OPP. CITY
1.	2/21/96	L	57	66	H	Miami
	3/28/04	L	65	89	A	Boston
3.	1/25/55	L	66	69	H	Fort Wayne
	4/5/95	L	66	84	A	Charlotte
	11/17/03	L	66	74	H	Houston
	2/23/04	L	66	76	H	Detroit
7.	1/15/94	L	67	110	A	Cleveland
	2/19/99	L	67	78	H	New York
	4/5/09	L	67	96	A	New Jersey
10.	12/7/15	L	68	119	H	San Antonio

## OPPONENTS ALL-TIME HIGH AND LOW SCORES

	HIGH	DATE	SITE	LOW	DATE	SITE
Tri/Mil/StL/Atlanta Hawks	149	1/30/93	at Atlanta	59	11/10/53	at Milwaukee
Boston Celtics	148	1/19/63	at Philadelphia	65	2/17/53	at Syracuse
New Jersey/Brooklyn Nets	141	4/4/17	at Philadelphia	77	12/14/10	at Philadelphia
Charlotte Bobcats/Hornets	132	11/9/18	at Philadelphia	63	11/7/07	at Philadelphia
Chicago Bulls	148	11/19/71	at Philadelphia	67	3/14/01	at Chicago
Cleveland Cavaliers	131	3/20/73	at Cleveland	68	11/23/01	at Philadelphia
Dallas Mavericks	125	1/14/04	at Dallas	74	3/17/17	at Philadelphia
Denver Nuggets	134	2/27/82	at Denver	71	12/16/02	at Philadelphia
Fort Wayne/Detroit Pistons	146	1/12/63	at Syracuse	60	1/5/54	at Fort Wayne
S.F./Golden State Warriors	151	11/9/61	at Philadelphia	61	11/1/53	at Philadelphia
S.D./Houston Rockets	149	2/16/93	at Houston	73	12/8/99	at Philadelphia
Indiana Pacers	136	4/6/79	at Indiana	75	11/3/10	at Philadelphia
Buf/S/D/L.A. Clippers	136	3/1/20	at Los Angeles	75	12/31/02	at Los Angeles
Minneapolis/L.A. Lakers	154	12/19/71	at Los Angeles	65	1/29/53	at Minneapolis
Vancouver/Memphis Grizzlies	120	12/13/14	at Philadelphia	79	12/9/00	at Vancouver
Miami Heat	137	2/3/20	at Miami	66	2/21/96	at Philadelphia
Milwaukee Bucks	142	1/29/71	at Philadelphia	69	1/30/08	at Philadelphia
Minnesota Timberwolves	126	1/6/14	at Philadelphia	71	11/25/94	at Minnesota
Charlotte/New Orleans	136	2/27/92	at Charlotte	62	11/7/12	at New Orleans
New York Knicks	152	12/11/59	at New York	61	2/17/52	at Syracuse
Orlando Magic	129	2/17/95	at Orlando	61	2/4/13	at Philadelphia
Phoenix Suns	143	1/6/79	at Philadelphia (OT)	81	1/2/02	at Phoenix
Portland Trail Blazers	146	11/5/76	at Portland	60	3/6/03	at Portland
K.C./Cinn./Roch./Sacramento Kings	154	1/2/93	at Sacramento	63	1/14/51	at Syracuse
San Antonio Spurs	131	4/6/77	at San Antonio	71	2/11/11	at Philadelphia
Seattle/Oklahoma City	149	3/6/93	at Seattle	77	1/4/02	at Seattle
Toronto Raptors	129	10/30/18	at Toronto	62	1/7/12	at Philadelphia
New Orleans/Utah Jazz	126	3/19/75	at Philadelphia	76	1/16/77	at Philadelphia
Chi./Balt./Washington Wizards	143	3/14/65	at Baltimore	73	11/16/99	at Washington

### TOP 10 OPPONENTS HIGHEST SCORING GAMES

	DATE	W/L	SIXERS	OPP	SITE	OPPONENT
1.	12/19/71	L	132	154	A	Los Angeles
	1/2/93	L	98	154	A	Sacramento
3.	12/11/59	L	121	152	A	New York
4.	11/9/61	L	108	151	A	Philadelphia
	2/13/70	L	106	151	H	New York (N.B.A.)
6.	1/30/93	L	123	149	A	Atlanta
	2/16/93	L	111	149	A	Houston
	3/6/93	L	93	149	A	Seattle
9.	3/10/63	W	163	148	H	San Francisco
	1/19/63	W (OT)	149	148	H	Boston
	11/19/71	L	104	148	H	Chicago

### TOP 10 OPPONENTS LOWEST SCORING GAMES

(includes only games since the shot clock was installed in 1954-55)

	DATE	W/L	SIXERS	OPP	SITE	OPPONENT
1.	3/6/03	W	88	60	A	Portland
	2/4/13	W	78	61	H	Orlando
3.	1/7/12	W	97	62	H	Toronto
	11/7/12	W	77	62	A	New Orleans
5.	11/7/07	W	94	63	H	Charlotte
6.	2/15/55	W	92	66	H	Milwaukee
	2/5/99	W	78	66	A	Charlotte
	2/21/96	L	57	66	H	Miami
9.	3/14/01	W	85	67	A	Chicago
	4/9/99	W	83	67	A	Boston
	11/24/00	W	76	67	A	Atlanta
	4/19/99	W	72	67	H	New York





# HISTORY

## ALL-TIME OVERTIME RECORD (BY OPPONENT)

### 76ERS OVERTIME STATISTICS

Most OT games in a season .....14 (1990-91, NBA Record)  
Most OT wins in a season .....8 (1990-91, ties NBA record set by Milwaukee in 1977-78)  
Most OT losses in a season .....8 (2010-11)  
All-time OT record .....162-169

### YEAR-BY-YEAR OT RECORD

SEASON	REC	H	A	N
1949-50	2-1	1-1	1-0	-
1950-51	4-2	0-0	4-2	-
1951-52	4-1	1-0	3-1	-
1952-53	4-4	1-0	3-4	-
1953-54	4-2	2-1	2-1	-
1954-55	2-0	1-0	0-0	1-0
1955-56	3-4	1-4	2-0	-
1956-57	3-0	0-0	1-0	2-0
1957-58	1-0	1-0	0-0	-
1958-59	2-4	0-3	2-1	-
1959-60	1-2	0-0	0-1	1-1
1960-61	0-4	0-1	0-2	0-1
1961-62	0-3	0-0	0-1	0-2
1962-63	1-0	1-0	0-0	-
1963-64	1-0	1-0	0-0	-
1964-65	1-2	0-1	0-1	1-0
1965-66	2-0	0-0	1-0	1-0
1966-67	3-0	1-0	2-0	-
1967-68	1-2	0-2	1-0	-
1968-69	1-3	1-1	0-2	-
1969-70	0-2	0-1	0-1	-
1970-71	2-1	0-0	2-1	-
1971-72	0-3	0-2	0-1	-
1972-73	0-1	0-0	0-0	0-1
1973-74	1-1	1-0	0-0	0-1
1974-75	2-2	1-2	1-0	-
1975-76	3-2	2-1	1-1	-
1976-77	2-1	2-0	0-1	-
1977-78	2-4	2-1	0-3	-
1978-79	3-2	2-1	1-1	-
1979-80	4-2	0-0	4-2	-
1980-81	4-2	2-0	2-2	-
1981-82	3-3	1-1	2-2	-
1982-83	5-0	4-0	1-0	-
1983-84	5-4	2-0	3-4	-
1984-85	1-3	0-2	1-1	-
1985-86	5-4	2-2	3-2	-
1986-87	4-3	4-2	0-1	-
1987-88	2-7	2-2	0-5	-
1988-89	2-2	2-2	0-0	-
1989-90	2-3	1-0	1-3	-
1990-91	8-6	5-2	3-4	-
1991-92	1-2	1-2	0-0	-
1992-93	3-5	2-2	1-3	-
1993-94	2-3	2-1	0-2	-
1994-95	1-4	1-3	0-1	-
1995-96	1-1	0-0	1-1	-
1996-97	1-3	0-2	1-1	-
1997-98	0-3	0-1	0-2	-
1998-99	3-3	2-1	1-2	-
1999-00	5-0	3-0	2-0	-
2000-01	3-3	0-3	3-0	-
2001-02	2-0	2-0	0-0	-
2002-03	4-3	3-2	1-1	-
2003-04	2-3	1-1	1-2	-
2004-05	4-3	4-1	0-2	-
2005-06	4-3	4-2	0-1	-
2006-07	5-2	4-0	1-2	-
2007-08	1-2	0-1	1-1	-
2008-09	3-0	0-0	3-0	-
2009-10	2-3	1-2	1-1	-
2010-11	2-8	2-2	0-6	-
2011-12	1-2	0-2	1-0	-
2012-13	2-1	2-1	0-0	-
2013-14	4-1	4-0	0-1	-
2014-15	1-4	0-3	1-1	-
2015-16	0-4	0-3	0-1	-
2016-17	1-4	1-1	0-3	-
2017-18	1-1	0-1	1-0	-
2018-19	2-3	1-0	1-3	-
2019-20	1-2	1-0	0-2	-
<b>Totals</b>	<b>162-169</b>	<b>88-72</b>	<b>68-91</b>	<b>6-6</b>

### ATLANTA HAWKS (6-10)

DATE	W/L	76ERS	OPP	OT	H/A
12/01/50	W	85	88	OT	A
01/15/60	L	130	132	OT	H
03/11/59	L	140	141	OT	A
03/31/78	L	110	111	OT	A
03/11/80	W	102	97	OT	A
12/02/80	L	108	112	OT	A
11/02/85	L	113	114	OT	A
03/05/86	L	114	122	OT	H
04/15/88	L	101	103	OT	H
03/12/91	W	133	129	2OT	A
04/11/95	L	106	110	OT	H
01/29/98	L	99	109	OT	A
03/27/99	L	99	103	OT	A
04/06/04	W	103	100	OT	A
04/08/07	W	109	104	OT	H

### BOSTON CELTICS (15-11)

DATE	W/L	76ERS	OPP	OT	H/A
02/02/51	L	90	96	OT	A
03/11/54	W	97	95	OT	H
01/07/56	L	99	105	OT	H
03/01/59	L	137	139	OT	A
01/05/60	W	145	143	OT	H
01/12/61	L	118	124	OT	H
03/12/61	L	134	136	OT	H
01/19/63	W	149	148	OT	H
03/08/67	W	115	113	OT	A
11/30/68	L	113	117	OT	H
02/09/69	L	117	122	OT	A
01/05/74	L	102	108	OT	N
03/20/76	L	96	103	OT	H
11/01/80	W	117	113	OT	H
12/19/81	W	123	118	OT	H
01/11/82	L	109	110	OT	H
11/06/82	W	119	115	2OT	H
12/04/83	W	121	114	OT	A
03/25/84	W	119	114	2OT	H
04/05/87	W	106	104	OT	H
03/28/89	W	117	115	OT	H
03/27/94	L	122	124	OT	A
01/22/97	W	127	125	OT	A
03/24/00	W	117	115	2OT	H
01/13/06	W	125	124	3OT	H
12/07/12	W	95	94	OT	H
12/25/18	L	114	121	OT	A

### BROOKLYN NETS (6-10)

DATE	W/L	76ERS	OPP	OT	H/A
03/17/81	L	120	126	OT	A
02/21/84	L	116	119	OT	A
02/17/89	L	127	129	OT	H
11/03/90	W	112	110	OT	H
03/26/91	L	95	98	OT	A
01/15/93	L	105	110	OT	A
03/08/95	L	108	115	OT	H
01/17/97	L	103	105	OT	H
03/12/99	W	100	93	OT	H
11/10/04	W	108	100	OT	H
02/07/05	L	97	107	OT	A
02/05/07	W	100	98	OT	H
12/01/07	L	92	94	OT	A
1/25/12	L	90	97	OT	H
12/20/13	W	121	120	OT	H
2/20/20	W	112	104	OT	H

### CHARLOTTE HORNETS (1-4)

DATE	W/L	76ERS	OPP	OT	H/A
01/16/89	L	122	127	OT	H
03/19/92	L	116	123	OT	H
04/09/94	L	122	127	OT	H
05/04/99	L	110	117	OT	A
12/21/10	W	96	92	OT	H
11/9/18	W	133	132	OT	H
11/17/18	W	122	119	OT	A

### CHICAGO BULLS (9-4)

DATE	W/L	76ERS	OPP	OT	H/A
12/28/77	W	129	125	OT	H
11/17/79	L	103	106	OT	A
12/12/81	W	117	114	OT	A
01/17/86	W	120	118	OT	A
04/10/87	W	98	96	OT	H
01/27/88	L	109	119	OT	H
04/07/91	W	114	111	OT	A
12/08/93	W	95	88	OT	H
02/12/03	W	119	111	OT	H
12/2/08	W	103	95	OT	H
02/03/10	W	106	103	OT	H
03/11/15	L	95	104	OT	H
01/14/16	L	111	115	OT	H

### CLEVELAND CAVALIERS (6-5)

DATE	W/L	76ERS	OPP	OT	H/A
01/12/73	L	109	113	2OT	N
02/11/81	W	122	120	OT	H
02/23/84	L	109	116	OT	A
03/17/86	W	118	112	OT	A
02/05/92	L	108	110	OT	H
12/03/99	W	102	100	OT	A
03/14/00	W	98	97	OT	A
11/15/03	L	88	91	OT	A
1/24/07	W	118	115	2OT	A
04/15/09	W	111	110	OT	A
11/09/13	L	125	127	2OT	A

### DALLAS MAVERICKS (1-2)

DATE	W/L	76ERS	OPP	OT	H/A
12/29/82	W	126	116	OT	A
02/15/84	L	116	119	2OT	A
01/14/04	L	122	125	2OT	A

### DENVER NUGGETS (2-0)

DATE	W/L	76ERS	OPP	OT	H/A
03/09/77	W	129	125	2OT	H
11/15/78	W	109	103	OT	H
1/18/12	L	104	108	OT	H

### DETROIT PISTONS (12-10)

DATE	W/L	76ERS	OPP	OT	H/A
03/06/52	W	83	81	2OT	A
03/04/53	W	75	73	OT	A
02/06/54	W	93	87	OT	H
11/05/55	W	114	113	OT	H
02/27/56	W	98	95	OT	A
12/04/56	W	97	96	OT	N
02/11/59	L	114	118	OT	H
01/05/62	L	135	138	OT	H
01/22/65	W	109	103	OT	N
11/07/69	L	128	134	2OT	A
12/19/75	W	115	114	OT	A
02/21/79	L	99	106	OT	A
11/14/84	L	133	137	OT	H
10/30/85	W	132	125	OT	H
02/15/86	L	133	134	OT	A
02/11/87	L	113	123	OT	H
03/02/90	L	112	115	OT	A
05/05/99	W	105	100	OT	H
12/20/99	W	122	121	OT	H
01/08/03	L	94	103	OT	H
01/08/11	L	109	112	OT	A
12/06/14	W	108	101	OT	A
10/23/18	L	132	133	OT	A

### GOLDEN ST. WARRIORS (7-10)

DATE	W/L	76ERS	OPP	OT	H/A
12/28/50	L	88	91	OT	A
01/25/52	L	94	95	OT	A
11/01/52	L	84	86	OT	A
02/11/54	L	74	76	2OT	A
01/19/55	W	98	97	OT	A
10/27/56	W	109	103	2OT	H
12/29/56	W	104	103	OT	A



# HISTORY

## ALL-TIME OVERTIME RECORD (BY OPPONENT)

### GOLDEN ST. WARRIORS (CONT.)

DATE	W/L	76ERS	OPP	OT	H/A
01/13/60	L	131	132	OT	H
01/21/62	L	132	139	OT	N
11/12/63	W	106	102	OT	H
12/18/65	W	120	116	OT	A
03/03/77	L	119	121	OT	A
11/25/77	W	125	119	OT	H
01/18/91	L	138	141	OT	H
01/03/97	L	114	122	OT	A
11/24/07	L	98	100	OT	H
03/06/11	W	125	117	OT	H

### HOUSTON ROCKETS (5-3)

DATE	W/L	76ERS	OPP	OT	H/A
11/24/68	L	128	135	OT	A
12/01/73	W	108	106	OT	H
04/05/76	W	130	129	OT	H
12/03/77	L	116	120	OT	A
01/06/90	L	119	124	OT	A
01/24/01	W	85	84	OT	A
01/15/02	W	112	106	OT	H
11/13/13	W	123	117	OT	H

### INDIANA PACERS (9-7)

DATE	W/L	76ERS	OPP	OT	H/A
12/10/77	L	108	114	OT	A
11/03/79	W	120	114	2OT	A
11/27/81	W	124	112	OT	A
04/08/83	W	126	118	OT	H
10/29/83	W	124	112	OT	A
11/04/86	L	121	125	2OT	A
01/27/93	L	125	127	OT	H
01/14/94	W	104	102	OT	H
01/28/95	L	103	106	OT	A
01/28/98	L	90	93	OT	H
04/17/01	W	111	105	OT	A
01/06/03	L	104	105	OT	H
11/12/05	W	106	104	OT	H
4/21/12	W	109	106	OT	A
11/9/16	L	115	122	OT	A
11/11/16	W	109	105	OT	H

### L.A. CLIPPERS (3-3)

DATE	W/L	76ERS	OPP	OT	H/A
02/04/75	W	111	105	OT	A
11/13/83	W	124	116	OT	H
11/06/02	W	101	99	OT	H
11/18/06	L	97	103	OT	A
12/19/09	L	101	112	OT	H
02/08/16	L	92	98	OT	H

### L.A. LAKERS (8-9)

DATE	W/L	76ERS	OPP	OT	H/A
12/05/51	W	83	81	OT	A
01/17/52	W	110	105	3OT	H
01/23/52	W	99	97	OT	A
12/15/55	L	133	135	3OT	H
12/11/58	W	101	99	OT	A
12/06/61	L	121	123	OT	A
12/05/67	L	122	128	OT	H
02/17/68	W	135	134	2OT	A
02/05/75	L	110	113	2OT	H
02/26/82	L	114	116	2OT	A
01/05/83	W	122	120	OT	H
02/23/86	L	111	117	OT	H
02/22/87	L	110	112	OT	H
03/05/93	L	97	101	OT	A
01/21/95	W	117	113	OT	H
12/20/02	W	107	104	OT	H
03/30/15	L	111	113	OT	H

### MEMPHIS GRIZZLIES (3-3)

DATE	W/L	76ERS	OPP	OT	H/A
01/05/96	L	102	103	OT	A
03/24/99	W	95	90	OT	A
01/20/06	W	89	86	OT	H
03/02/07	W	117	112	OT	H
12/13/14	L	115	120	OT	H
11/23/16	L	99	104	OT	H
11/10/18	L	106	112	OT	A

### MIAMI HEAT (6-0)

DATE	W/L	76ERS	OPP	OT	H/A
03/15/91	W	105	103	OT	H
11/20/92	W	129	128	3OT	H
01/20/93	W	115	112	OT	A
04/14/05	W	126	119	OT	H
01/19/07	W	98	95	OT	H
02/23/08	W	101	96	OT	A
12/28/19	L	116	117	OT	A

### MILWAUKEE BUCKS (10-8)

DATE	W/L	76ERS	OPP	OT	H/A
10/31/69	L	125	129	OT	H
12/04/70	L	122	128	OT	A
12/13/74	W	93	89	OT	H
02/18/79	W	110	107	OT	H
11/06/79	W	118	117	OT	A
03/30/82	L	114	116	OT	A
03/23/83	W	104	101	OT	H
01/05/84	W	103	102	OT	A
12/03/86	W	115	110	OT	H
02/11/88	W	119	113	OT	H
02/21/88	L	115	120	OT	A
12/04/90	W	109	108	OT	H
01/03/00	W	124	120	OT	H
11/09/02	L	105	110	OT	A
11/01/05	L	108	117	OT	H
04/02/11	L	87	93	OT	A
11/22/13	W	115	107	OT	H
4/10/16	L	108	109	OT	H

### MINNESOTA TIMBERWOLVES (2-5)

DATE	W/L	76ERS	OPP	OT	H/A
11/10/89	L	118	125	OT	A
02/03/91	L	102	110	2OT	A
12/11/00	L	91	96	OT	H
12/12/05	W	90	89	OT	H
01/05/07	L	102	104	OT	A
1/18/10	L	103	108	OT	A
11/10/89	L	118	125	OT	A
2/3/91	L	102	110	2OT	A
12/11/00	L	91	96	OT	H
12/13/05	W	90	89	OT	H
1/05/07	L	102	104	OT	A
1/18/10	L	103	108	OT	A
12/12/17	W	118	112	OT	A

### NEW ORLEANS PELICANS (0-2)

DATE	W/L	76ERS	OPP	OT	H/A
11/05/03	L	99	106	OT	H
01/28/05	L	95	99	OT	A

### NEW YORK KNICKS (8-18)

DATE	W/L	76ERS	OPP	OT	H/A
01/06/51	W	87	85	OT	A
12/16/52	L	93	98	OT	A
01/03/53	L	77	85	OT	A
11/22/53	L	80	84	OT	H
12/26/54	W	97	92	OT	H
01/29/56	L	95	99	OT	H
02/21/56	W	108	107	2OT	A
03/04/56	L	111	118	2OT	H
12/25/57	W	134	130	OT	H
02/15/61	L	127	129	OT	A
03/09/65	L	122	124	OT	A
01/03/67	W	148	142	OT	A
01/22/69	W	140	137	2OT	H
03/04/72	L	115	118	OT	A
02/14/76	L	97	101	OT	A
03/09/85	L	129	131	2OT	A
03/04/88	L	108	110	OT	A
01/21/91	L	116	117	OT	A
04/16/91	L	99	108	OT	A
02/08/93	L	115	120	OT	H
12/05/94	L	96	101	OT	H
03/12/04	W	99	94	2OT	H
12/17/04	L	107	113	OT	H
11/26/05	L	102	105	OT	A
10/31/09	W	141	127	OT	A
01/18/16	L	113	119	2OT	A

### OKLAHOMA CITY THUNDER (5-6)

DATE	W/L	76ERS	OPP	OT	H/A
11/29/74	L	119	121	OT	A
02/27/80	W	101	98	OT	A
01/02/81	W	120	117	OT	A
12/30/83	L	93	97	OT	A
01/21/87	W	129	123	OT	H
02/16/90	W	100	96	OT	H
02/19/91	W	107	104	OT	H
03/09/11	L	105	110	OT	H
11/24/12	L	109	116	OT	H
03/04/15	L	118	123	OT	L
12/15/17	L	117	119	3OT	W
11/15/19	L	119	127	OT	A

### ORLANDO MAGIC (3-4)

DATE	W/L	76ERS	OPP	OT	H/A
01/18/93	W	124	118	OT	A
02/02/01	L	117	123	2OT	H
03/31/03	W	118	113	OT	A
01/26/06	L	115	119	OT	H
01/18/11	L	98	99	OT	A
12/03/13	W	126	125	2OT	H
3/20/17	L	109	112	OT	A

### PHOENIX SUNS (3-2)

DATE	W/L	76ERS	OPP	OT	H/A
12/22/70	W	133	129	OT	A
10/29/71	L	135	137	2OT	H
01/06/79	L	139	143	OT	H
11/23/84	W	119	117	OT	A
04/03/02	W	89	83	OT	H

### PORTLAND TRAIL BLAZERS (4-2)

DATE	W/L	76ERS	OPP	OT	H/A
12/20/70	W	134	132	OT	A
01/01/86	W	121	119	OT	A
12/06/91	W	105	102	OT	H
12/26/92	L	115	121	OT	A
03/23/09	W	114	108	OT	A
3/9/17	L	108	114	OT	A

### SACRAMENTO KINGS (7-8)

DATE	W/L	76ERS	OPP	OT	H/A
12/16/50	W	79	75	OT	A
02/05/53	W	83	79	OT	H
01/16/54	W	95	93	3OT	A
12/20/58	L	120	121	OT	H
01/08/59	W	145	138	3OT	A
10/27/60	L	140	143	OT	A
12/11/65	W	135	132	OT	N
03/19/68	L	130	131	OT	H
12/10/71	L	106	113	OT	H
04/01/77	W	111	105	OT	H
03/20/85	L	117	118	OT	H
11/28/87	L	114	115	OT	A
02/16/94	L	92	94	OT	A
12/30/00	W	107	104	OT	A
03/27/11	L	111	114	OT	H

### SAN ANTONIO SPURS (2-2)

DATE	W/L	76ERS	OPP	OT	H/A
11/29/78	W	120	114	OT	A
02/24/88	L	121	123	OT	A
01/07/91	L	102	111	OT	H
02/15/06	W	103	100	OT	H

### TORONTO RAPTORS (2-2)

DATE	W/L	76ERS	OPP	OT	H/A
04/21/96	W	109	105	OT	A
01/21/01	L	106	110	OT	H
04/03/10	L	123	128	OT	H
01/18/13	W	108	101	OT	H

### UTAH JAZZ (0-4)

DATE	W/L	76ERS	OPP	OT	H/A
10/22/77	L	103	104	OT	H
01/13/97	L	96	97	OT	H
01/06/98	L	95	98	OT	A
03/14/11	L	107	112	OT	A

### WASHINGTON WIZARDS (10-6)

DATE	W/L	76ERS	OPP	OT	H/A
10/22/64	L	135	138	OT	H
01/06/67	W	121	115	OT	H
11/15/75	W	110	109	3OT	H
03/20/80	L	113	119	OT	A
10/11/80	W	126	120	2OT	A
12/04/85	W	115	110	OT	H
01/25/88	L	117	118	OT	A
04/13/88	W	98	97	OT	H
02/01/89	W	114	110	OT	H
03/24/90	W	114	112	OT	A
11/16/90	W	115	102	OT	H
12/26/90	W	106	105	OT	A
03/07/99	L	95	103	OT	H
11/26/04	W	116	114	OT	H
11/02/10	L	115	115	OT	A
11/23/10	L	114	116	OT	A





# HISTORY

## LONGEST WINNING & LOSING STREAK

### LONGEST SINGLE-SEASON WINNING STREAKS

WIN STREAK / OVERALL		
STREAK	BEGIN	END
16	3/15/18	4/11/18
14	12/21/1982	01/21/1983
13	12/22/1984	01/16/1985
12	11/12/1949	12/08/1949
12	10/15/1980	11/11/1980
12	01/13/1990	02/05/1990
11	03/03/1966	03/20/1966
11	11/24/1966	12/10/1966
11	12/13/1966	01/04/1967
10	11/15/1977	11/30/1977
10	11/13/1980	11/29/1980
10	12/03/1980	12/26/1980
10	12/03/1982	02/23/1982
10	11/10/1981	12/01/1981
10	02/06/1983	03/01/1983
10	10/31/2000	11/20/2000

WIN STREAK / HOME GAMES		
STREAK	BEGIN	END
25	12/17/1977	04/05/1978
24	11/27/1982	03/23/1983
22	10/15/1966	01/20/1967
22	11/15/1980	02/11/1981
20	11/02/1952	01/22/1953

WIN STREAK / ROAD GAMES		
STREAK	BEGIN	END
13	12/08/2000	01/28/2001
11	10/15/1980	11/26/1980
10	12/14/1984	01/15/1985
8	12/13/1966	01/18/1967
7	10/31/1981	12/01/1981
7	12/26/1982	01/18/1983
7	3/11/18	4/10/18

### LONGEST SINGLE-SEASON LOSING STREAKS

LOSING STREAK / OVERALL		
STREAK	BEGIN	END
26	01/31/2014	03/27/2014
20	01/09/1973	02/11/1973
18	10/28/2015	11/29/2015
17	10/29/2014	12/01/2014
15	10/10/1972	11/10/1972
15	02/09/1994	03/11/1994
14	12/07/1972	01/06/1973
13	02/08/2016	03/09/2016
13	03/02/1973	03/25/1973
13	12/28/1996	01/20/1997
12	3/12/2016	04/02/2016
12	12/02/2015	12/23/2015
12	11/20/2009	12/11/2009
12	11/25/2006	12/20/2006
11	11/14/1995	12/05/1995
10	03/27/2015	04/15/2015
10	03/15/1994	04/03/1994
10	12/04/1996	12/21/1996

LOSING STREAKS / HOME GAMES		
STREAK	BEGIN	END
18	01/17/2014	03/21/2014
14	11/01/2014	12/19/2014
12	12/09/1996	01/24/1997
11	02/09/1994	04/03/1994
10	11/17/2006	12/16/2006
10	10/11/1972	12/01/1972
10	12/08/1972	02/03/1973

LOSING STREAKS/ ROAD GAMES		
STREAK	BEGIN	END
20	12/28/1987	03/04/1988
16	01/14/2015	03/24/2015
15	01/09/1973	03/20/1973
15	01/02/2013	03/21/2013
13	02/01/2014	03/31/2014
13	11/09/2013	12/28/2013
12	10/10/1972	11/19/1972
11	12/21/1973	02/09/1974

### LONGEST 76ERS WINNING STREAKS

Overall 2-season ..... (18) 3/3/66 to 11/4/66;  
..... last 11 games in 1965-66 and first 7 games in 1966-67  
Same Season ..... (16) 3/15/18 to 4/11/18  
Home ..... (36) 1/14/66 to 1/20/67  
Road ..... (13) 12/8/00 to 1/28/01  
Neutral ..... (14) 3/3/67 to 12/8/68  
Start of Season ..... (10) 10/31/00 to 11/20/00  
End of Season ..... (16) 3/15/18 to 4/11/18

### LONGEST 76ERS LOSING STREAKS

Overall 2-season ..... (28) 03/27/15 to 11/29/15;  
..... last 10 games in 2014-15 and first 18 games in 2015-16  
Overall ..... (26) 1/31/14 to 3/27/14  
Home ..... (18) 1/17/14 to 3/21/14  
Road ..... (20) 12/28/87 to 3/4/88  
Neutral ..... (8) 11/24/72 to 2/23/73  
Start of Season ..... (18) 10/28/15 to 11/29/15  
End of Season ..... (13) 3/2/73 to 3/25/73



# HISTORY

## YEAR-BY-YEAR TOTAL ATTENDANCE

REGULAR SEASON			PLAYOFFS		OVERALL	HOME	
SEASON.....	GP	TOTAL	AVG.	GP	TOTAL	BIGGEST CROW	
1963-64 .....	80	352,813	4,410	5	30,087	382,900	6,850
1964-65 .....	80	478,728	5,984	11	111,884	590,612	11,182
1965-66 .....	80	632,493	7,906	5	53,458	685,951	10,834
1966-67 .....	81	714,344	8,819	15	159,495	873,829	13,007
1967-68 .....	82	788,482	9,616	13	171,191	959,673	15,332
1968-69 .....	82	715,325	8,723	5	66,407	781,732	15,244
1969-70 .....	82	647,177	7,899	5	61,690	708,867	15,244
1970-71 .....	82	669,620	8,166	7	56,563	726,183	15,244
1971-72.....	82	674,382	8,224	—	—	674,382	15,304
1972-73.....	82	522,795	6,376	—	—	522,795	10,052
1973-74.....	82	508,288	6,198	—	—	508,288	8,988
1974-75.....	82	664,051	8,098	—	—	664,051	12,237
1975-76.....	82	955,864	11,657	3	39,488	999,352	18,516
1976-77 .....	82	1,265,943	15,438	19	305,050	1,570,993	18,276
1977-78.....	82	1,244,053	15,171	10	171,233	1,415,286	18,276
1978-79.....	82	1,100,983	13,427	9	120,522	1,221,505	18,276
1979-80 .....	82	1,057,224	12,893	18	299,164	1,356,388	18,276
1980-81.....	82	1,031,692	12,582	16	212,547	1,244,239	18,276
1981-82.....	82	1,082,222	13,198	21	318,558	1,400,780	18,364
1982-83.....	82	1,268,425	15,469	13	216,641	1,485,066	18,482
1983-84.....	82	1,197,350	14,602	5	77,005	1,274,355	17,921
1984-85.....	82	1,204,455	14,688	13	171,371	1,375,826	17,921
1985-86 .....	82	1,104,429	13,469	12	155,189	1,259,568	17,941
1986-87 .....	82	1,266,995	15,451	5	62,981	1,329,976	17,967
1987-88 .....	82	1,098,116	13,392	—	—	1,098,116	18,168
1988-89 .....	82	1,213,533	14,799	3	55,418	1,268,951	18,168
1989-90 .....	82	1,242,986	15,158	10	177,442	1,420,428	18,168
1990-91.....	82	1,294,624	15,788	8	137,159	1,431,783	18,168
1991-92.....	82	1,248,972	15,231	—	—	1,248,972	18,168
1992-93.....	82	1,159,652	14,142	—	—	1,159,652	18,168
1993-94.....	82	1,176,196	14,344	—	—	1,176,196	18,168
1994-95 .....	82	1,173,665	14,313	—	—	1,173,665	18,168
1995-96 .....	82	1,213,440	14,798	—	—	1,213,440	18,168
1996-97 .....	82	1,349,085	16,452	—	—	1,349,085	21,061
1997-98 .....	82	1,368,957	16,695	—	—	1,368,957	21,305
1998-99 .....	50	894,843	17,897	8	148,328	1,043,171	20,930
1999-00.....	82	1,467,532	17,897	10	185,772	1,653,304	21,060
2000-01.....	82	1,567,588	19,117	23	463,716	2,031,304	21,087
2001-02.....	82	1,610,514	19,640	5	97,465	1,707,979	20,797
2002-03.....	82	1,561,842	19,047	12	239,884	1,801,726	20,254
2003-04.....	82	1,512,708	18,448	—	—	1,512,708	20,804
2004-05.....	82	1,467,971	17,902	5	99,029	1,567,000	21,068
2005-06.....	82	1,440,987	17,573	—	—	1,440,987	20,652
2006-07.....	82	1,340,443	16,347	—	—	1,340,443	20,577
2007-08.....	82	1,316,181	16,051	6	117,510	1,433,691	20,730
2008-09.....	82	1,358,729	16,567	4	102,030	1,460,759	20,484
2009-10.....	82	1,275,669	15,557	—	—	1,275,669	20,809





# HISTORY

## YEAR-BY-YEAR TOTAL ATTENDANCE

SEASON.....	REGULAR SEASON			PLAYOFFS		OVERALL	HOME
	GP	TOTAL	AVG.	GP	TOTAL	TOTAL	BIGGEST CROW
2010-11.....	82	1,308,217	15,954	5	99,152	1,407,369	20,614
2011-12.....	66	1,130,832	17,134	13	262,919	1,393,751	20,694
2012-13.....	82	1,395,663	17,020	—	—	1,395,663	20,665
2013-14.....	82	1,283,725	15,655	—	—	1,283,725	20,856
2014-15.....	82	1,295,614	15,800	—	—	1,295,614	19,523
2015-16.....	82	1,327,291	16,186	—	—	1,327,291	20,798
2016-17.....	82	1,416,126	17,269	—	—	1,416,126	20,698
2017-18.....	82	1,570,701	19,154	10	199,723	1,770,424	20,848
2018-19.....	82	1,572,263	19,174	12	239,713	1,811,976	20,704
2019-20.....	65*	1,243,487	19,133	4	-	1,243,487	21,109

\*The 76ers played just 73 total games in 2019-20 due to the coronavirus pandemic. The team's final eight regular-season games and all playoff games were played on the NBA Campus in Orlando, Florida without fans in attendance.

## TOP 5 LARGEST HOME CROWDS AT THE CENTER

ALL-GAMES			REGULAR SEASON ONLY			PLAYOFFS ONLY		
21,305	Chicago	04/17/98	21,305	Chicago	04/17/98	21,087	Milwaukee	05/30/01
21,257	Washington	04/16/03	21,257	Washington	04/16/03	21,046	Milwaukee	06/03/01
21,127	LA Lakers	12/20/02	21,127	LA Lakers	12/20/02	20,998	Milwaukee	05/24/01
21,109	L.A. Lakers	1/25/20	21,109	L.A. Lakers	1/25/20	20,969	Indiana	05/19/00
21,104	Chicago	01/15/98	21,104	Chicago	01/15/98	20,939	Toronto	05/16/01



# HISTORY

## ATTENDANCE FIGURES (HOME/ROAD BREAKDOWN)

HOME GAMES							ROAD GAMES					
HOME .....	GP	TOTAL	AVG.	PO	PO TOTAL	ALL GP	GP	TOTAL	AVG.	PO	PO TOTAL	ALL GP
1963-64 .....	30	108,271	3,609	2	8,765	117,036	43	221,746	5,157	3	21,322	243,068
1964-65 .....	25	108,729	4,349	5	43,517	152,246	48	334,403	6,967	6	68,367	402,770
1965-66 .....	25	145,372	5,804	3	25,640	171,012	48	438,354	9,132	2	27,818	466,172
1966-67 .....	30	246,275	8,224	8	78,275	324,550	43	403,889	9,393	7	81,220	485,109
1967-68 .....	35	304,631	8,704	7	78,941	383,572	47	483,851	10,295	6	92,250	576,101
1968-69 .....	34	361,161	10,622	3	38,639	399,800	45	339,152	7,537	2	27,768	366,920
1969-70 .....	38	311,976	8,210	2	29,450	341,426	44	335,201	7,618	3	32,240	367,441
1970-71 .....	39	336,815	8,636	3	26,607	363,422	43	332,805	7,739	4	29,956	362,761
1971-72 .....	37	326,493	8,824	—	—	326,493	41	321,043	7,830	—	—	321,043
1972-73 .....	31	182,921	5,901	—	—	182,921	41	305,142	7,442	—	—	305,142
1973-74 .....	37	171,159	4,626	—	—	171,159	41	321,233	7,835	—	—	321,233
1974-75 .....	41	296,721	7,237	—	—	296,721	41	367,330	8,959	—	—	367,330
1975-76 .....	41	509,699	12,432	2	27,439	537,138	41	446,165	10,882	1	12,049	458,214
1976-77 .....	41	632,949	15,438	0	174,115	807,064	41	632,994	15,438	9	130,935	763,929
1977-78 .....	41	644,456	15,718	5	79,124	723,580	41	599,597	14,624	5	92,109	691,706
1978-79 .....	41	506,485	12,353	4	52,324	558,809	41	594,488	14,500	5	68,198	662,728
1979-80 .....	41	479,727	11,701	9	151,060	630,787	41	577,497	14,085	9	148,104	725,601
1980-81 .....	41	469,355	11,448	8	109,190	578,545	41	562,337	13,715	8	103,357	665,694
1981-82 .....	41	506,847	12,362	10	162,904	669,751	41	575,375	14,034	11	155,654	731,029
1982-83 .....	41	646,788	15,775	7	22,615	769,403	41	621,637	15,162	6	91,026	712,663
1983-84 .....	41	588,139	14,345	3	44,457	632,596	41	609,211	14,859	2	32,548	745,211
1984-85 .....	41	572,569	13,965	6	81,256	653,825	41	631,886	15,412	7	90,115	722,001
1985-86 .....	41	513,459	12,523	6	81,206	594,665	41	590,970	14,414	6	73,933	664,903
1986-87 .....	41	587,748	14,335	2	29,825	617,573	41	679,247	16,567	3	33,156	712,403
1987-88 .....	41	513,113	12,515	—	—	513,113	41	585,003	14,268	—	—	585,003
1988-89 .....	41	558,292	13,617	1	16,236	576,460	41	655,241	15,981	2	39,182	694,423
1989-90 .....	41	574,710	14,017	5	87,991	662,701	41	668,276	16,299	5	89,451	757,727
1990-91 .....	41	634,210	15,469	3	51,921	686,131	41	660,414	16,108	5	85,238	745,652
1991-92 .....	41	574,128	14,003	—	—	574,128	41	674,844	16,460	—	—	674,844
1992-93 .....	41	515,284	12,568	—	—	515,284	41	644,368	15,716	—	—	644,368
1993-94 .....	41	509,444	12,425	—	—	509,444	41	666,752	16,262	—	—	666,752
1994-95 .....	41	507,809	12,386	—	—	507,809	41	665,856	16,240	—	—	665,856
1995-96 .....	41	489,327	11,935	—	—	489,327	41	724,113	17,661	—	—	724,113
1996-97 .....	41	626,478	15,280	—	—	626,478	41	722,607	17,265	—	—	722,607
1997-98 .....	41	655,417	15,986	—	—	655,417	41	713,540	17,403	—	—	713,540
1998-99 .....	25	436,444	17,458	4	83,198	519,642	25	458,399	18,336	4	65,130	523,529
1999-00 .....	41	756,929	18,462	5	104,028	860,957	41	710,603	17,332	5	81,744	792,347
2000-01 .....	41	805,692	19,651	13	271,595	1,077,287	41	761,896	18,583	10	192,121	954,017
2001-02 .....	41	842,976	20,560	2	41,593	884,569	41	767,538	18,720	3	55,872	823,410
2002-03 .....	41	807,097	19,685	6	121,523	928,620	41	754,745	18,408	6	118,361	873,106
2003-04 .....	41	788,128	19,223	—	—	788,128	41	724,580	17,673	—	—	724,580
2004-05 .....	41	732,686	17,870	2	32,801	765,487	41	735,285	17,934	3	66,228	801,513
2005-06 .....	41	677,278	16,519	—	—	677,278	41	763,709	18,627	—	—	763,709
2006-07 .....	41	608,603	14,844	—	—	608,603	41	731,840	17,850	—	—	731,840
2007-08 .....	41	609,675	14,870	3	51,282	660,957	41	609,675	14,870	3	66,228	675,903
2008-09 .....	41	647,898	15,802	3	49,647	697,545	41	710,831	17,337	3	52,383	763,214
2009-10 .....	41	583,219	14,225	—	—	583,219	41	692,450	16,889	—	—	692,450
2010-11 .....	41	604,823	14,752	2	39,452	644,275	41	703,394	17,156	3	59,700	763,094
2011-12 .....	33	577,597	17,503	6	122,320	699,917	33	553,235	16,765	7	140,599	693,834





# HISTORY

## ATTENDANCE FIGURES (HOME/ROAD BREAKDOWN)

HOME GAMES							ROAD GAMES					
HOME .....	GP	TOTAL	AVG.	PO	PO TOTAL	ALL GP	GP	TOTAL	AVG.	PO	PO TOTAL	ALL GP
2012-13.....	41	685,412	16,717	—	—	685,412	41	710,251	17,323	—	—	710,251
2013-14.....	41	568,632	13,869	—	—	568,632	41	715,093	17,441	—	—	715,093
2014-15.....	41	571,342	13,935	—	—	571,342	41	724,272	17,665	—	—	724,272
2015-16.....	41	610,121	14,881	—	—	610,121	41	717,170	17,492	—	—	717,170
2016-17.....	41	710,557	17,331	—	—	710,557	41	705,569	17,209	—	—	705,569
2017-18.....	41	833,503	20,329	5	104,235	937,738	41	737,198	17,980	5	95,488	832,686
2018-19.....	41	838,564	20,453	6	123,445	962,009	41	733,699	17,895	6	116,268	849,967
2019-20.....	31*	639,491	20,629	2	-	639,491	34*	603,996	17,765	2	-	603,996

\*The 76ers played just 73 total games in 2019-20 due to the coronavirus pandemic. The team's final eight regular-season games and all playoff games were played on the NBA Campus in Orlando, Florida without fans in attendance.

### BIGGEST & SMALLEST CROWDS

Biggest 76ers home crowd, ever.....	21,305 76ers vs. Chicago, April 17, 1998
Biggest 76ers home crowd, playoffs.....	21,087, 76ers vs. Milwaukee May 30, 2001
Smallest crowd, playoffs.....	4,255, 76ers vs. Cincinnati, March 28, 1964
Biggest 76ers crowd anywhere.....	52,745 at Pontiac, Michigan, February 14, 1987
Smallest Spectrum crowd.....	2,058, 76ers vs. Buffalo, February 6, 1974
Smallest Center crowd.....	9,317 76ers vs. Charlotte, November 7, 2007

## TRIPLE-DOUBLES (SINCE 1979-80)

PLAYER	DATE	OPPONENT	STATISTICS
Ben Simmons.....	2/11/20.....	L.A. Clippers.....	26 points, 12 rebounds, 10 assists
Ben Simmons.....	2/9/20.....	Chicago Bulls.....	19 points, 10 rebounds, 10 assists
Ben Simmons.....	1/20/20.....	Brooklyn Nets.....	34 points, 12 rebounds, 12 assists
Ben Simmons.....	1/3/20.....	Houston Rockets.....	29 points, 13 rebounds, 11 assists
Ben Simmons.....	12/23/19.....	Detroit Pistons.....	16 points, 13 rebounds, 17 assists
Ben Simmons.....	11/22/19.....	San Antonio Spurs.....	10 points, 10 rebounds, 13 assists
Joel Embiid.....	4/4/19.....	Milwaukee Bucks.....	34 points, 13 rebounds, 13 assists
Ben Simmons.....	3/2/19.....	Golden State Warriors.....	25 points, 15 rebounds, 11 assists
Ben Simmons.....	2/28/19.....	Oklahoma City Thunder.....	11 points, 13 rebounds, 11 assists
Ben Simmons.....	1/23/19.....	San Antonio Spurs.....	21 points, 10 rebounds, 15 assists
Ben Simmons.....	1/11/19.....	Atlanta Hawks.....	23 points, 10 rebounds, 15 assists
Ben Simmons.....	1/5/19.....	Dallas Mavericks.....	20 points, 13 rebounds, 11 assists
Ben Simmons.....	12/27/18.....	Utah Jazz.....	13 points, 14 rebounds, 12 assists
Ben Simmons.....	12/19/18.....	New York Knicks.....	13 points, 12 rebounds, 10 assists
Ben Simmons.....	12/16/18.....	Cleveland Cavaliers.....	22 points, 11 rebounds, 14 assists
Joel Embiid.....	11/14/18.....	Orlando Magic.....	19 points, 13 rebounds, 10 assists
Ben Simmons.....	10/24/18.....	Milwaukee Bucks.....	14 points, 13 rebounds, 11 assists
Ben Simmons.....	10/18/18.....	Chicago Bulls.....	13 points, 13 rebounds, 11 assists
Markelle Fultz.....	4/11/18.....	vs. Milwaukee.....	13 points, 10 rebounds, 10 assists
Ben Simmons.....	4/6/18.....	vs. Cleveland.....	27 points, 15 rebounds, 13 assists
Ben Simmons.....	3/30/18.....	at Atlanta.....	13 points, 12 rebounds, 11 assists
Ben Simmons.....	3/24/18.....	vs. Minnesota.....	15 points, 12 rebounds, 13 assists
Ben Simmons.....	3/19/18.....	vs. Charlotte.....	11 points, 12 rebounds, 15 assists
Ben Simmons.....	3/15/18.....	at New York.....	13 points, 10 rebounds, 12 assists
Ben Simmons.....	3/13/18.....	vs. Indiana.....	10 points, 13 rebounds, 10 assists
Ben Simmons.....	2/14/18.....	vs. Miami.....	18 points, 12 rebounds, 10 assists
T.J. McConnell.....	2/12/18.....	vs. New York.....	10 points, 10 rebounds, 11 assists
Ben Simmons.....	1/24/18.....	vs. Chicago.....	19 points, 17 rebounds, 14 assists
Ben Simmons.....	12/18/17.....	at Chicago.....	19 points, 11 rebounds, 10 assists
Ben Simmons.....	12/7/17.....	vs. L.A. Lakers.....	12 points, 12 rebounds, 15 assists
Ben Simmons.....	11/3/17.....	vs. Indiana.....	14 points, 11 rebounds, 11 assists
Ben Simmons.....	10/23/17.....	at Detroit.....	21 points, 12 rebounds, 10 assists
Michael Carter-Williams.....	11/29/14.....	vs. Dallas.....	18 points, 10 rebounds, 16 assists
Michael Carter-Williams.....	12/13/14.....	vs. Memphis.....	16 points, 11 rebounds, 11 assists
Michael Carter-Williams.....	1/30/15.....	vs. Minnesota.....	17 points, 10 rebounds, 10 assists
Tony Wroten.....	11/13/13.....	vs. Houston.....	18 points, 10 rebounds, 11 assists
Michael Carter-Williams.....	12/3/13.....	vs. Orlando.....	27 points, 13 rebounds, 10 assists
Michael Carter-Williams.....	3/10/14.....	at New York.....	23 points, 13 rebounds, 10 assists
Jrue Holiday.....	1/2/13.....	at Phoenix.....	16 points, 10 rebounds, 10 assists
Andre Iguodala.....	1/28/12.....	vs. Detroit.....	10 points, 10 rebounds, 10 assists
Andre Iguodala.....	3/6/11.....	vs. Golden State.....	15 points, 11 rebounds, 10 assists
Andre Iguodala.....	3/4/11.....	vs. Minnesota.....	22 points, 13 assists, 10 rebounds
Andre Iguodala.....	2/16/11.....	at Houston.....	13 points, 12 rebounds, 10 assists
Jrue Holiday.....	2/2/11.....	at New Jersey.....	11 points, 11 assists, 10 rebounds
Andre Miller.....	12/20/08.....	vs. Indiana.....	14 points, 12 assists, 10 rebounds
Andre Miller.....	4/4/09.....	vs. Detroit.....	21 points, 12 assists, 10 rebounds
Andre Iguodala.....	3/7/07.....	vs. Seattle.....	25 points, 11 rebounds, 10 assists
Andre Iguodala.....	2/2/07.....	vs. Golden State.....	25 points, 10 rebounds, 13 assists
Andre Miller.....	1/26/07.....	vs. Cleveland.....	12 points, 12 rebounds, 13 assists
Andre Iguodala.....	11/22/06.....	vs. Milwaukee.....	10 points, 10 rebounds, 10 assists
Andre Iguodala.....	3/23/05.....	vs. Detroit.....	10 points, 10 rebounds, 10 assists
Eric Snow.....	2/26/03.....	vs. Memphis.....	22 points, 10 rebounds, 11 assists
Allen Iverson.....	1/7/02.....	vs. LA Clippers.....	30 points, 10 rebounds, 11 assists
Dikembe Mutombo.....	12/1/01.....	at Chicago.....	16 points, 19 rebounds, 10 blocks



## TRIPLE-DOUBLES (SINCE 1979-80)

PLAYER	DATE	OPPONENT	STATISTICS
Aaron McKie .....	1/3/01.....	vs. Atlanta.....	11 points, 10 rebounds, 10 assists
Aaron McKie .....	12/30/00.....	at Sacramento .....	19 points, 10 rebounds, 14 assists
Toni Kukoc .....	3/26/00.....	at Indiana .....	19 points, 10 rebounds, 10 assists
Dana Barros .....	4/8/95 .....	vs. Orlando .....	25 points, 10 rebounds, 15 assists
Clarence Weatherspoon .....	2/7/94 .....	vs. Charlotte .....	15 points, 15 rebounds, 13 assists
Hersey Hawkins.....	1/27/93.....	vs. Indiana .....	25 points, 13 rebounds, 10 assists
Charles Barkley.....	3/19/90.....	at New Jersey .....	29 points, 15 rebounds, 10 assists
Charles Barkley.....	3/7/90 .....	vs. New York .....	15 points, 12 rebounds, 11 assists
Charles Barkley.....	4/23/89.....	vs. Washington .....	31 points, 16 rebounds, 11 assists
Charles Barkley.....	3/1/89 .....	at Sacramento .....	30 points, 15 rebounds, 11 assists
Maurice Cheeks.....	1/6/88 .....	vs. Utah.....	17 points, 10 rebounds, 12 assists
Charles Barkley.....	3/27/87.....	vs. New Jersey.....	28 points, 15 rebounds, 10 assists
Charles Barkley.....	3/14/87.....	at Detroit.....	30 points, 14 rebounds, 10 assists
Charles Barkley.....	2/26/87.....	at San Antonio.....	18 points, 17 rebounds, 10 assists
Charles Barkley.....	12/19/86.....	vs. Boston.....	15 points, 14 rebounds, 14 assists
Charles Barkley.....	11/4/86.....	at Indiana .....	34 points, 10 rebounds, 14 assists
Charles Barkley.....	4/4/86.....	vs. Cleveland .....	27 points, 22 rebounds, 10 assists
Andrew Toney .....	3/24/85.....	vs. Denver .....	28 points, 11 rebounds, 12 assists
Julius Erving .....	11/20/79.....	at San Antonio.....	26 points, 10 rebounds, 10 assists

**HONORS**





## ALL-NBA TEAM SELECTIONS

### FIRST TEAM ALL-NBA SELECTIONS

2004-05	Allen Iverson
2000-01	Allen Iverson
1998-99	Allen Iverson
1990-91	Charles Barkley
1989-90	Charles Barkley
1988-89	Charles Barkley
1987-88	Charles Barkley
1984-85	Moses Malone
1982-83	Moses Malone
1982-83	Julius Erving
1981-82	Julius Erving
1980-81	Julius Erving
1979-80	Julius Erving
1977-78	Julius Erving
1975-76	George McGinnis
1970-71	Billy Cunningham
1969-70	Billy Cunningham
1968-69	Billy Cunningham
1967-68	Wilt Chamberlain
1966-67	Wilt Chamberlain
1965-66	Wilt Chamberlain
1957-58	Dolph Schayes
1956-57	Dolph Schayes
1954-55	Dolph Schayes
1953-54	Dolph Schayes
1952-53	Dolph Schayes
1951-52	Dolph Schayes

### SECOND TEAM ALL-NBA SELECTIONS

2018-19	Joel Embiid
2017-18	Joel Embiid
2002-03	Allen Iverson
2001-02	Allen Iverson
2000-01	Dikembe Mutombo
1999-00	Allen Iverson
1991-92	Charles Barkley
1986-87	Charles Barkley
1985-86	Charles Barkley
1983-84	Moses Malone
1983-84	Julius Erving
1976-77	Julius Erving
1976-77	George McGinnis
1971-72	Billy Cunningham
1968-69	Hal Greer
1967-68	Hal Greer
1966-67	Hal Greer
1965-66	Hal Greer
1964-65	Hal Greer
1963-64	Hal Greer
1962-63	Hal Greer
1960-61	Larry Costello
1960-61	Dolph Schayes
1959-60	Dolph Schayes
1958-59	Dolph Schayes
1955-56	Dolph Schayes
1954-55	Paul Seymour
1953-54	Paul Seymour
1950-51	Dolph Schayes
1949-50	Dolph Schayes
1949-50	Al Cervi

### THIRD TEAM ALL-NBA SELECTIONS

2019-20	Ben Simmons
2005-06	Allen Iverson
2001-02	Dikembe Mutombo

*All-NBA teams selected by writers and broadcasters*

### NBA MOST VALUABLE PLAYER

*(Maurice Podoloff Trophy)*

*Selected by NBA players until 1979-80; by writers and broadcasters since 1980-81*

2000-01	Allen Iverson
1982-83	Moses Malone
1980-81	Julius Erving
1967-68	Wilt Chamberlain
1966-67	Wilt Chamberlain
1965-66	Wilt Chamberlain

### NBA COACH OF THE YEAR

*(Red Auerbach Trophy)*

*Selected by writers and broadcasters*

2000-01	Larry Brown
1965-66	Dolph Schayes

### NBA ROOKIE OF THE YEAR

*(Eddie Gottlieb Trophy)*

*Selected by writers and broadcasters*

2017-18	Ben Simmons
2013-14	Michael Carter-Williams
1996-97	Allen Iverson

### NBA ALL-DEFENSIVE PERFORMERS

*Selected by NBA coaches*

#### FIRST TEAM SELECTIONS

2019-20	Ben Simmons
2017-18	Robert Covington
2000-01	Dikembe Mutombo
1985-86	Maurice Cheeks
1984-85	Maurice Cheeks
1983-84	Maurice Cheeks
1982-83	Maurice Cheeks
1982-83	Bobby Jones
1982-83	Moses Malone
1981-82	Bobby Jones
1981-82	Caldwell Jones
1980-81	Bobby Jones
1980-81	Caldwell Jones
1979-80	Bobby Jones
1978-79	Bobby Jones

#### SECOND TEAM SELECTIONS

2018-19	Joel Embiid
2017-18	Joel Embiid
2010-11	Andre Iguodala
2002-03	Eric Snow
2001-02	Dikembe Mutombo
1998-99	Theo Ratliff
1989-90	Rick Mahorn
1986-87	Maurice Cheeks
1984-85	Bobby Jones

### NBA ALL-ROOKIE PERFORMERS

*Selected by NBA coaches*

#### FIRST TEAM SELECTIONS

2017-18	Ben Simmons
2016-17	Dario Saric
2016-17	Joel Embiid
2015-16	Jahlil Okafor
2014-15	Nerlens Noel
2013-14	Michael Carter-Williams
2004-05	Allen Iverson
1996-97	Andre Iguodala
1995-96	Jerry Stackhouse
1988-89	Hersey Hawkins
1984-85	Charles Barkley
1972-73	Fred Boyd*
1965-66	Billy Cunningham*
1964-65	Lucious Jackson*
1962-63	Chet Walker*

#### SECOND TEAM SELECTIONS

1997-98	Tim Thomas
1994-95	Sharonne Wright
1993-94	Shawn Bradley
1992-93	Clarence Weatherspoon

\* NOTE: The first and second NBA All-Rookie Team selections began in 1988-89.

### NBA MOST IMPROVED PLAYER

*Selected by writers and broadcasters*

1994-95	Dana Barros
---------	-------------

### NBA DEFENSIVE PLAYER OF THE YEAR

*Selected by writers and broadcasters*

2000-01	Dikembe Mutombo
---------	-----------------



## MISCELLANEOUS AWARD WINNERS

### NBA SIXTH MAN AWARD

*Selected by writers and broadcasters*

2000-01.....	Aaron McKie
1982-83.....	Bobby Jones

### IBM AWARD

*Determined by computer formula*

1987-88.....	Charles Barkley
1986-87.....	Charles Barkley
1985-86.....	Charles Barkley

### J. WALTER KENNEDY CITIZENSHIP AWARD

*Selected by the Pro Basketball Writers Association*

2009-10.....	Samuel Dalembert
2000-01.....	Dikembe Mutombo
1982-83.....	Julius Erving

### NBA SPORTSMANSHIP AWARD

*Selected by writers and broadcasters*

1999-00.....	Eric Snow
1998-99.....	Eric Snow (Atlantic Division Winner)

### ALL-TIME TEAM USA OLYMPIC PARTICIPANTS

Player.....	Yr(S).....	Yrs. with 76ERS
Andre Iguodala.....	2012.....	2004-12
Allen Iverson.....	2004.....	1996-2006; 2009-10
Larry Brown.....	1964, 2004*	1997-03
Charles Barkley.....	1992, 1996.....	1984-92
Jeff Grayer.....	1988.....	1994-95
Hersey Hawkins.....	1988.....	1988-93
Leon Wood.....	1984.....	1984-86
Danny Vranes.....	1980.....	1986-88
Mike Bantom.....	1972.....	1981-82
Doug Collins.....	1972.....	1973-81
Bobby Jones.....	1972.....	1978-86
Melvin Counts.....	1964.....	1972-73
Luke Jackson.....	1964.....	1964-72
George Wilson.....	1964.....	1968-70
Darrall Imhoff.....	1960.....	1968-70

\*denotes head coach

### NBA COMMUNITY ASSIST AWARD

Samuel Dalembert.....	January, 2010
Samuel Dalembert.....	February, 2009
Chris Webber.....	December, 2005
Allen Iverson \$.....	August, 2004
Allen Iverson.....	July, 2004
Marc Jackson, Aaron McKie.....	November, 2003
Todd MacCulloch.....	October, 2002
Eric Snow.....	December, 2001
George Lynch.....	February, 2001

\$ - shared with USA Basketball team members

### NBA PLAYER OF THE MONTH

Joel Embiid.....	January, 2019
Allen Iverson.....	April, 2005
Allen Iverson.....	January, 2002
Allen Iverson.....	January, 2001
Allen Iverson.....	February, 1999
Charles Barkley.....	November, 1988
Charles Barkley.....	January, 1987
Moses Malone.....	February, 1983
Moses Malone *.....	December, 1982
Julius Erving.....	November, 1981
Julius Erving.....	November, 1980
Julius Erving.....	March, 1980

\* - shared with Larry Drew

### NBA COACH OF THE MONTH

Doug Collins.....	February 2011
Larry Brown.....	March 2003
Larry Brown.....	February, 2003
Larry Brown.....	November, 2000
Jim Lynam.....	January, 1990
Billy Cunningham.....	December, 1982

### NBA ROOKIE OF THE MONTH

Ben Simmons.....	March, 2018
Ben Simmons.....	February, 2018
Ben Simmons.....	January, 2018
Ben Simmons.....	November, 2017
Dario Šarić.....	March, 2017
Dario Šarić.....	February, 2017
Joel Embiid.....	January, 2017
Joel Embiid.....	December, 2016
Joel Embiid.....	November, 2016
Michael Carter-Williams.....	April, 2014
Michael Carter-Williams.....	March, 2014
Michael Carter-Williams.....	January, 2014
Michael Carter-Williams.....	October/November, 2013
Allen Iverson.....	April, 1997
Allen Iverson.....	November, 1996
Jerry Stackhouse.....	March, 1996

### NBA PLAYER OF THE WEEK

Allen Iverson.....	20 times
2006-07: 1 (1/16/06); 2005-06: 3 (3/15/06, 1/17/06, 12/13/05); 2004-05: 4 (3/28/05, 3/7/05, 2/14/05, 12/27/04); 2003-04: 1 (11/16/03); 2002-03: 3 (3/17/03, 12/2/02, 11/25/02); 2001-02: 4 (3/3/02, 1/27/02, 1/20/02, 11/19/01); 2000-01: 2 (12/20/01, 1/8/01); 1998-99: --; 1997-98: 1 (1/18/98); 1996-97: 1 (4/13/97)	
Charles Barkley.....	6 times
1990-91: 1 (11/25/90); 1989-90: 1 (4/8/90); 1987-88: 1 (3/20/88); 1985-86: 3 (3/30/86, 3/2/86, 1/26/86)	
Joel Embiid.....	4 times
2016-17: 1 (1/23/17); 2017-18: 2 (1/22/18, 2/12/18); 2018-19: (1/7/19)	
Julius Erving.....	3 times
1986-97: 1 (4/19/87); 1980-81: 1 (1/18/81); 1979-80: 1 (10/21/79)	
Joel Embiid.....	3 times
2016-17: 1 (1/23/17); 2017-18: 2 (1/22/18, 2/12/18)	
Ben Simmons.....	3 times
2017-18: 1 (4/9/18); 2018-19: 1 (3/4/19); 2019-20: 1 (1/20/20)	
Moses Malone.....	2 times
1984-85: 1 (11/18/84); 1983-84: 1 (3/25/84); 1982-83: 1 (2/6/83)	
Andre Miller.....	2 times
2007-08: 2 (2/4-2/10/08, 2/25-3/2/08)	
Josh Richardson.....	1 time
2019-20: 1 (1/13/20)	
Thaddeus Young.....	1 time
2013-14: 1 (1/6/14)	
Michael Carter-Williams.....	1 time
2013-14: 1 (11/3/13)	
Aaron McKie.....	1 time
2000-01: 1 (1/2/01)	
Eric Snow.....	1 time
2001-02: 1 (4/14/02)	
Andrew Toney.....	1 time
1982-83: 1 (3/20/83 #)	
Caldwell Jones.....	1 time
1980-81: 1 (2/8/81)	

# - shared with Gus Williams





# HONORS

## ALL-STAR WEEKEND PARTICIPANTS

### ALL-STAR GAME SELECTIONS

Since the first NBA All-Star game (1950-51), 29 different players have earned 100 All-Star selections:

Dolph Schayes.....	12
1951, 1952*, 1953, 1954, 1955, 1956, 1957, 1958, 1959, 1960, 1961, 1962	
Julius Erving.....	11
1977, 1978, 1979, 1980, 1981, 1982, 1983, 1984, 1985, 1986, 1987	
Hal Greer.....	10
1961, 1962, 1963, 1964, 1965, 1966, 1967, 1968, 1969, 1970	
Allen Iverson.....	7
2000, 2001, 2002, 2003, 2004, 2005, 2006	
Charles Barkley.....	6
1987, 1988, 1989, 1990, 1991, 1992	
Larry Costello.....	6
1958, 1959, 1960, 1961, 1962*, 1965	
Maurice Cheeks.....	4
1983, 1986, 1987, 1988	
Doug Collins.....	4
1976, 1977, 1978, 1979*	
Billy Cunningham.....	4
1969, 1970, 1971, 1972	
Moses Malone.....	4
1983, 1984*, 1985, 1986	
Wilt Chamberlain.....	3
1966, 1967, 1968	
John "Red" Kerr.....	3
1956, 1959, 1963	
Paul Seymour.....	3
1953, 1954, 1955	
Chet Walker.....	3
1964, 1966, 1967	
Joel Embiid.....	3
2018, 2019, 2020	
Bobby Jones.....	2
1981, 1982	
George McGinnis.....	2
1976, 1977	
Andrew Toney.....	2
1983, 1984	
Ben Simmons.....	2
2019, 2020	
Jrue Holiday.....	1
2013	
Andre Iguodala.....	1
2012	
Dikembe Mutombo.....	1
2002	
Theo Ratliff.....	1
2001*	
Dana Barros.....	1
1995	
Hersey Hawkins.....	1
1991	
Steve Mix.....	1
1975	
John Block.....	1
1973	
Luke Jackson.....	1
1965	
Lee Shaffer III.....	1
1963	
George Yardley.....	1
1960	
Billy Gabor.....	1
1953	
Red Rocha.....	1
1952	

\*denotes injured and did not participate

### ALL-STAR GAME MVP

Allen Iverson.....	2005
Allen Iverson.....	2001
Charles Barkley.....	1991
Julius Erving.....	1983
Julius Erving.....	1977
Hal Greer.....	1968

### ROOKIE CHALLENGE MVP

Andre Iguodala (Sophomore Team).....	2006
Allen Iverson.....	1997

### ALL-STAR COACHES

Billy Cunningham.....	4-0.....	1978, 1980, 1981, 1983
Al Cervi.....	2-0.....	1955, 1952
Larry Brown.....	1-0.....	2001
Alex Hannum.....	1-0.....	1968
Gene Shue.....	0-1.....	1977

### ALL-STAR SATURDAY PARTICIPANTS

#### ROOKIE CHALLENGE

Ben Simmons.....	2019
Joel Embiid.....	2018
Dario Šarić.....	2018
Ben Simmons.....	2018
Jahlil Okafor.....	2017
Dario Šarić.....	2017
Nerlens Noel.....	2016
Jahlil Okafor.....	2016
Michael Carter-Williams.....	2015
Robert Covington.....	2015
Nerlens Noel.....	2015
Michael Carter-Williams.....	2014
Evan Turner.....	2012
Jrue Holiday.....	2011
Thaddeus Young.....	2009
Andre Iguodala (MVP).....	2006
Andre Iguodala.....	2005
Kyle Korver.....	2005
Todd MacCulloch.....	2000
Tim Thomas.....	1998
Allen Iverson (MVP).....	1997
Jerry Stackhouse.....	1996
Sharonne Wright.....	1995
Shawn Bradley.....	1994

#### THREE-POINT SHOOTOUT

Kyle Korver.....	2005
Kyle Korver.....	2004
Allen Iverson.....	2000
Dana Barros.....	1995
Dana Barros.....	1994
Hersey Hawkins.....	1991
Gerald Henderson.....	1989

#### SLAM DUNK CONTEST

Andre Iguodala.....	2006
Larry Hughes.....	2000
Jerry Stackhouse.....	1996
Tim Perry.....	1995
Tim Perry.....	1993
Julius Erving.....	1985
Julius Erving.....	1984

## BASKETBALL HALL OF FAMERS



**Charles Barkley**  
Enshrined as a player on  
Sept. 8, 2006.  
1984-92: 76ers player



**Julius Erving**  
Enshrined as a player on  
May 10, 1993  
1976-87: 76ers player



**Bob McAdoo**  
Enshrined as a player on  
Oct. 13, 2000  
1985-86: 76ers player



**Danny Biasone**  
Enshrined as a contributor on  
Oct. 13, 2000  
1949-63: Nationals President  
& Founder



**Hal Greer**  
Enshrined as a player on  
May 3, 1982  
1958-73: 76ers/Nationals player



**Dikembe Mutombo**  
Enshrined as a player on  
Sept. 12, 2015  
2001-2002: 76ers player



**Larry Brown**  
Enshrined as a coach on  
Sept. 27, 2002  
1997-03: 76ers head coach



**Alex Hannum**  
Enshrined as a coach on  
Oct. 2, 1998  
1949-51: Nationals player  
1960-68: 76ers/Nationals Coach



**Jack Ramsay**  
Enshrined as a coach on  
May 11, 1992  
1968-72: 76ers head coach



**Al Cervi**  
Enshrined as a player on  
July 1, 1985  
1949-53: Nationals player  
1949-56: Nationals head coach



**George McGinnis**  
Enshrined as a player on  
April 1, 2017  
1975-1978: 76ers player



**Dolph Schayes**  
Enshrined as a player on  
April 26, 1998  
1949-64: 76ers/Nationals player  
1963-66: 76ers head coach



**Wilt Chamberlain**  
Enshrined as a player on  
April 28, 1979  
1965-68: 76ers player



**Bailey Howell**  
Enshrined as a player on  
Sept. 29, 1997  
1970-71: 76ers player



**Chet Walker**  
Enshrined as a player on  
Sept. 7, 2012  
1962-69: 76ers/Nationals player



**Maurice Cheeks**  
Enshrined as a player on  
Sept. 7, 2018  
1978-89: 76ers player



**Allen Iverson**  
Enshrined as a player on  
Sept. 9, 2016  
1996-2007, 2009-10: 76ers player



**George Yardley**  
Enshrined as a player on  
May 6, 1996  
1959-60: Nationals player



**Billy Cunningham**  
Enshrined as a player on  
May 6, 1986  
1965-72, 1974-76: 76ers player  
1977-85: 76ers head coach



**Moses Malone**  
Enshrined as a player on  
Oct. 5, 2001  
1982-86, 1993-94: 76ers player



**Bobby Jones**  
Enshrined as a player on  
Sept. 6, 2019  
1978-86: 76ers player

## OTHER HALL OF FAME AWARDS/HONORS

### JOHN BUNN AWARD

Presented for outstanding lifetime achievement to basketball. It is the highest single honor the Basketball Hall of Fame awards outside of actual Enshrinement.

**Harvey Pollack (Awarded on July 18, 2002)**

### CURT GOWDY MEDIA AWARD

Awarded annually to one member of print and electronic media whose efforts have made significant contribution to the game of basketball.

**Bill Campbell (Awarded on June 16, 2005)**



## RETIRED NUMBERS



### #34 Charles Barkley

*Jersey Retired: March 30, 2001  
Seasons with Franchise: 8 (1984-92)*

Despite measuring a shade under 6-foot-5, "Sir Charles" established himself as a force under the basket in two gold medal-winning Olympics and 16 NBA seasons. Barkley averaged 22.1 points and 11.7 rebounds per game in 16 NBA seasons and appeared in nine All-Star Games, capturing MVP honors in 1991 after scoring 17 points and 22 rebounds. Selected by Philadelphia with the fifth overall pick in the 1984 NBA Draft, Barkley averaged 23.3 points and 11.6 rebounds in eight seasons with the 76ers. He also played four seasons with Phoenix (1992-96) and spent the final three seasons of his career in Houston (1996-99).

**HIGHLIGHTS:** NBA Most Valuable Player (1993)...elected to Naismith Memorial Basketball Hall of Fame (2006)...IBM Award, for all-around contributions to team's success (1986, 1987, 1988)...All-NBA first team (1988, 1989, 1990, 1991, 1993)...All-NBA second team (1986, 1987, 1992, 1994, 1995)...All-NBA third team (1996)...NBA All-Rookie Team (1995)...NBA All-Star selection (1987, 1988, 1989, 1990, 1991, 1992, 1993, 1994, 1995, 1996, 1997)...NBA All-Star Game Most Valuable Player (1991)...NBA 50th Anniversary All-Time Team (1996).



### #13 Wilt Chamberlain

*Jersey Retired: March 18, 1991  
Seasons with Franchise: 4 (1964-68)*

A Philadelphia native, Wilt Chamberlain was one of the most dominant players the NBA has ever seen. He finished his 14-year career with a 30.1 scoring average and a 22.9 rebound average. The four-time league MVP is the only player to score 100 points in a single game and holds the NBA record for most games with 50 or more points, a feat he accomplished an astounding 118 times. On a league-record nine occasions "The Big Dipper" led the league in field goal percentage and seven seasons he was the league's top scorer. He ranks as the Sixers all-time leader in both scoring average and field goal percentage. Chamberlain totaled 31,419 points and 23,924 rebounds during his NBA career and was selected to play in the NBA All-Star Game 13 times. Chamberlain helped the Sixers claim the NBA championship in 1967 and guided the Los Angeles Lakers to an NBA crown in 1972.

**HIGHLIGHTS:** NBA Most Valuable Player (1960, 1966, 1967, 1968)...NBA Rookie of the Year (1960)...All-NBA first team (1960, 1961, 1962, 1964, 1966, 1967, 1968)...All-NBA second team (1963, 1965, 1972)...NBA All-Defensive first team (1972, 1973)...elected to Naismith Memorial Basketball Hall of Fame (1978)...NBA 35th Anniversary All-Time Team (1980)...NBA 50th Anniversary All-Time Team (1996)...member of the NBA Championship team (1967, 1972)...NBA Finals Most Valuable Player (1972)...NBA All-Star Game Most Valuable Player (1960).



### #10 Maurice Cheeks

*Jersey Retired: Feb. 6, 1995  
Seasons with Franchise: 21 - Player, 11 (1978-89);  
Assistant Coach, 7 (1994-01); Head Coach, 4 (2005-2009)*

Maurice Cheeks, the consummate point guard, played 15 seasons in the NBA, 11 in Philadelphia, after being selected in the second round (36th overall) of the 1978 NBA Draft. He is the Sixers all-time leader in both steals and assists. In each of his 11 seasons in Philadelphia, Cheeks led the Sixers in assists and each of his first 10 seasons he also led the team in steals. Four times as a member of the 76ers he played in the NBA All-Star Game and was instrumental in the Sixers 1983 NBA championship. Additionally, Cheeks shares single-game records for most steals in an NBA Finals game and an NBA playoff game. During his stellar NBA career, Cheeks tallied 12,195 points, 7,392 assists and 2,310 steals. He served as an assistant coach with the Sixers for seven seasons (1994-01) and returned to Philadelphia for his first season as a head coach with the 76ers in 2005-06.

**HIGHLIGHTS:** Member of the 1983 NBA Championship team...NBA All-Defensive first team (1983, 1984, 1985, 1986)...NBA All-Defensive second team (1987)...NBA All-Star selection (1983, 1986, 1987, 1988)...elected to Naismith Memorial Basketball Hall of Fame (2018).

## RETIRED NUMBERS



### #32 Billy Cunningham

*Jersey Retired: Dec. 17, 1976*

*Seasons with Franchise: 17 - Player, 9 (1965-72, 1974-76);*

*Head Coach, 8 (1977-85)*

Billy Cunningham, the 76ers first round draft choice in the 1965 NBA Draft (7th overall), played nine seasons for the Sixers and served as their head coach for eight years. The 1966 NBA Rookie of the Year scored 13,626 points during his career with the 76ers and made four consecutive All-Star Game appearances. Cunningham also played two seasons for the Carolina Cougars of the ABA and was the league's MVP and a first-team ABA All-Star in 1973. He compiled a 454-196 record as the Sixers head coach and guided the team to three division titles. Cunningham is the only member of the organization to capture an NBA championship as both a player (1967) and as a head coach (1983).

HIGHLIGHTS: All-NBA first team (1969, 1970, 1971)...All-NBA second team (1972)... NBA All-Rookie Team (1965)...elected to Naismith Memorial Basketball Hall of Fame (1986)...One of the 50 Greatest Players in NBA History (1996)...member of NBA Championship team (1967)...winningest coach (454-196) in franchise history.




### #6 Julius Erving

*Jersey Retired: April 18, 1988*

*Seasons with Franchise: 11 (1976-87)*

One of the most popular athletes in Philadelphia sports history, Julius Erving played 11 seasons as a member of the 76ers after being acquired from the New York Nets in 1976. "Dr. J" was selected to play in the NBA All-Star Game in each of his 11 seasons in the league and became the first Sixers player to be chosen MVP of the All-Star Game on two occasions (1977, 1983). Erving was a member of the 76ers 1983 championship team and is the franchise's all-time leader in blocked shots. Prior to his entry into the NBA, Erving played five seasons in the ABA where he was named the league's MVP twice (1974, 1976) and the co-MVP in 1975. He guided the New York Nets to a pair of ABA titles and appeared in the ABA All-Star Game in each of his five seasons.

HIGHLIGHTS: NBA Most Valuable Player (1981)...All-NBA first team (1978, 1980, 1981, 1982, 1983)...All-NBA second team (1977, 1984)...J. Walter Kennedy Citizenship Award (1983)...elected to the Naismith Memorial Basketball Hall of Fame (1993)... NBA 35th Anniversary All-Time Team...One of the 50 Greatest Players in NBA History (1996)...member of NBA Championship team (1983)...All-Star Game Most Valuable Player (1977, 1983).



### #15 Hal Greer

*Jersey Retired: Nov, 19, 1976*

*Seasons with Franchise: 14 - Nationals, 5 (1958-63); 76ers, 9 (1963-73)*

Hal Greer was the first player to have his number retired by the 76ers organization. Greer, who represented the 76ers in the NBA All-Star Game for 10-straight years (1961-70), is the only Sixers player to wear number 15. He was selected by the Syracuse Nationals in the second round (14th overall) of the 1958 NBA Draft. He played five seasons for Syracuse before the franchise moved to Philadelphia in 1963. Greer totaled 21,586 points during his 15-year career and helped lead the Sixers to the 1967 NBA championship. He currently ranks as the 76ers all-time leader in points scored, minutes played, field goals made, field goals attempted, games played and personal fouls.

HIGHLIGHTS: All-NBA second team (1963, 1964, 1965, 1966, 1967, 1968, 1969)...elected to Naismith Memorial Basketball Hall of Fame (1982)...One of the 50 Greatest Players in NBA History (1996)...member of NBA Championship team (1967)...NBA All-Star Game Most Valuable Player (1968).



## RETIRED NUMBERS



### #3 Allen Iverson

*Jersey Retired: Mar. 1, 2014*

*Seasons with Franchise: 12 (1996-2007, 2009-10)*

Allen Iverson was the first overall pick by Philadelphia in the 1996 NBA Draft and played his first 10-plus seasons with the franchise. Considered by many to be the pound-for-pound toughest player in league history, Iverson was also one of the most iconic athletes of his generation. The crowning achievement in Iverson's career came in 2000-01 when he was named MVP of the league while leading the Sixers to the NBA Finals. Iverson has the seventh-highest scoring average in league history (26.7 ppg) and scored the second-most points in franchise history. He also owns the second-highest scoring average in playoff history (29.7 ppg), trailing only Michael Jordan. Iverson led the NBA in steals in three consecutive seasons from 2000-01 through 2002-03 and ranks eighth in the league history in steals per game (2.17).

**HIGHLIGHTS:** Selected to Naismith Memorial Basketball Hall of Fame (2016); NBA Most Valuable Player (2001); NBA Rookie of the Year (1997), 11-time NBA All-Star and two-time All-Star Game MVP; four-time NBA scoring champion; three-time NBA steals leader; three-time All-NBA First Team; three time All-NBA Second Team.



### #24 Bobby Jones

*Jersey Retired: Nov. 7, 1986*

*Seasons with Franchise: 8 (1978-86)*

One of the greatest defenders in NBA history, Bobby Jones played eight of his 10 NBA seasons for the 76ers. He was named to the NBA's All-Defensive first team eight consecutive seasons from 1977-84 and was a second team selection in 1985. In 1983, he captured the NBA Sixth Man Award and helped lead the Sixers to the NBA championship. A first round draft choice (15th overall) of the Houston Rockets in the 1974 NBA Draft, Jones began his professional career as a member of the ABA's Denver Nuggets. He was a member of the ABA All-Rookie team in 1985, an ABA All-Star in 1976 and a member of the ABA's All-Defensive Team in both 1975 and 1976. With the 76ers, he totaled 6,585 points and 2,942 rebounds.

**HIGHLIGHTS:**NBA Sixth Man Award (1983)...NBA All-Defensive first team (1977, 1978, 1979, 1980, 1981, 1982, 1983, 1984)...NBA All-Defensive second team (1985)...elected to Naismith Memorial Basketball Hall of Fame (2019)...member of NBA Championship team (1983)...member of silver-medal winning U.S. Olympic team (1972)...NBA All-Star Game (1977, 1978, 1981, 1982).



### #4 Dolph Schayes

*Jersey Retired: Mar. 12, 2016*

*Seasons with Franchise: 18 - Player, 15 (1950-64);*

*Head Coach, 3 (1963-66)*

Dolph Schayes played 14 seasons with the Syracuse Nationals (1949-63), before accompanying the team to Philadelphia and suiting up for the Sixers in his final NBA campaign, 1963-64. Schayes served as player-coach during the 1963-64 season and would coach the Sixers for the next two seasons. As a coach, he registered a .538 winning percentage (129-111). In 996 career games with the Nationals/Sixers, Schayes averaged 18.5 points and 12.1 rebounds in 34.4 minutes per game. In 1954-55, Schayes led the Nationals to the franchise's first NBA title in a seven-game series against the Fort Wayne Pistons. A 12-time all-star, Hall of Fame inductee, and member of the NBA's 50 Greatest Players, Schayes was the NBA's all-time leading scorer (18,348 points) at the time of his retirement.

**HIGHLIGHTS:** Selected to Naismith Memorial Basketball Hall of Fame (1973); One of NBA's 50 Greatest Players (1996); 12-time NBA All-Star; Six-time All-NBA First Team; Six-time All-NBA Second Team; 1955 NBA Champion (Syracuse Nationals); NBA Coach of the Year (1966).

## RETIRED NUMBERS



### #2 Moses Malone

*Jersey Retired: Feb. 8, 2019*

*Seasons with Franchise: 5 (1982-86, 1993-94)*

Malone, a three-time NBA MVP, 13-time All-Star (12 times in NBA, once in ABA), Hall of Fame inductee and member of the 50 Greatest Players in NBA History, passed away on Sept. 13, 2015 at the age of 60. He was originally acquired by the 76ers in a trade with Houston on Sept. 15, 1982. In his first season with Philadelphia, he posted averages of 24.5 points, a league-best 15.3 rebounds and 2.0 blocks in 37.5 minutes per game as he led the team to a 65-17 regular-season record; the second-most wins in franchise history. Malone famously declared that the 76ers would sweep the postseason by winning four straight games in three consecutive series en route to a championship. "Fo', fo', fo', fo'," Malone said. Philadelphia went 12-1 in 13 playoff games, including a four-game sweep of the L.A. Lakers, as it captured its third NBA title and first since 1967. Malone paced the team with playoff averages of 26.0 points and 15.8 rebounds per contest as he earned Finals MVP honors.

**HIGHLIGHTS:** Three-time NBA MVP, Naismith Memorial Basketball Hall of Fame (2001), 50 Greatest Players in NBA History, 13-time All-Star, fifth-all time in rebounding, six-time NBA rebounding leader, All-NBA selection eight times (First Team four times, Second Team four times)

## HONOREE

### David Zinkoff

*Microphone Retired: March 25, 1986*

*Seasons with Franchise: 22 (1963-1985)*



The only non-player to be recognized with a banner in the rafters of The Center, Dave Zinkoff was the Sixers legendary public address announcer from their inception in 1963 until his passing on Christmas Day in 1985. Zinkoff also served as the public address announcer for the Philadelphia Warriors from 1946 through 1962 and at numerous college basketball games at Convention Hall. He also served in the same capacity for boxing and wrestling at Convention Hall and for the first-ever Sugar Bowl. In addition to having his microphone retired, Zinkoff Boulevard was dedicated on June 19, 1986.



**RECORDS**



## TEAM SINGLE-GAME RECORDS

### MOST POINTS

Game	163	vs. San Francisco	03/10/63
1st Half	86	vs. Detroit	02/12/61
2nd Half	95	at Seattle	12/20/67
1st Quarter	50	at San Francisco	12/16/62
2nd Quarter	48	vs. Detroit	02/12/61
3rd Quarter	51	vs. Detroit	03/02/63
4th Quarter	53	at Seattle	12/20/67
OT	22	vs. Miami	04/14/05

### MOST FGM

Game	69	vs. San Francisco	03/10/63
Half	40	vs. Detroit	01/13/63
Quarter	21	at San Francisco	12/16/62

### MOST FGA

Game	140	vs. Philadelphia	03/01/61
	140	at Philadelphia	02/17/60
Half	78	vs. Philadelphia	03/02/61
Quarter	40	vs. Philadelphia	03/03/61

### BEST FG PCT

Game	.686 (48-70)	vs. New Jersey	03/22/86
Half	.758 (25-33)	vs. Portland	11/16/07
Quarter	.938 (15-16)	vs. LA Lakers	12/02/66

### MOST 3-PT FGM

Game	21	vs. Minnesota	1/15/19
	21	vs. Milwaukee	12/25/19
	21	at LA Clippers	03/01/20

### MOST 3-PT FGA

Game	47	vs. Atlanta	10/29/18
------	----	-------------	----------

### MOST FTM

Game (5OT)	59	vs. Anderson	11/24/49
Game	51	vs. Rochester	01/15/53

### MOST FTA

Game (5OT)	68	vs. New York	02/15/53
Game	67	vs. Tri-Cities	11/17/49
	67	vs. Chicago	12/07/62
Half	42	at San Francisco	12/18/65
Quarter	27	at San Diego	11/08/67
	27	vs. Detroit	12/22/90

### BEST FT PCT

Game	1.000	Several times; most without a miss: at Boston (29-29)	11/2/57
------	-------	--	---------

### MOST REBOUNDS

Game	97	vs. Philadelphia	02/21/57
	97	at Philadelphia	03/04/61
Quarter	35	vs. New York	11/11/61

### MOST OFF. REBOUNDS

Game	32	at Detroit (OT)	12/19/75
	32	vs. L.A. Lakers	01/08/75
Half	19	vs. LA Clippers	01/08/86

### MOST DEF. REBOUNDS

Game	54	vs. Washington (OT)	11/15/75
Half	34	vs. Washington	11/16/75

### MOST ASSISTS

Game	45	vs. Denver	12/07/88
Half	25	vs. Cincinnati	03/19/71
	25	vs. Boston	11/05/77
	25	vs. Detroit	03/25/81
	25	vs. Cleveland	12/07/19
Quarter	16	vs. Houston	11/21/82

### MOST PERSONAL FOULS

Game (OT)	59	at Baltimore	11/15/52
Game	50	vs. New York	02/15/53
Half	28	at Boston	12/26/50
Quarter	16	at Boston	12/26/50
	16	vs. San Diego	11/19/69

### MOST STEALS

Game	24	vs. Detroit	11/11/78
Half	14	vs. New York	02/20/08
Quarter	10	vs. Phoenix	03/17/84

### MOST TURNOVERS

Game (2OT)	39	at Detroit	11/07/69
Game	38	vs. San Antonio	10/22/76
	38	vs. Atlanta	01/19/77
	38	at Phoenix	03/04/79





# RECORDS

## TEAM SINGLE-GAME RECORDS

<b>MOST TURNOVERS (CONT.)</b>	Half	20	at Phoenix	01/27/78
		20	vs. Atlanta	12/14/79
	Quarter	13	vs. Atlanta	12/14/79
		13	vs. Denver	02/16/83
<b>MOST BLOCKED SHOTS</b>	Game	20	vs. Seattle	03/09/84
	Quarter	9	vs. Orlando	01/31/92
		9	vs. New York	01/22/93
<b>LONGEST WIN STREAK</b>	Overall	18		03/03/66 to 11/04/66
	Single-Season	16		(3/15/18-4/11/18)
	Home (Overall)	36		01/14/66 to 01/20/67
	Home (Single-Season)	25		12/17/77 to 04/08/78
	Road	13		12/08/00 to 01/28/01
<b>LONGEST LOSING STREAK</b>	Overall	28		(3/27/15-11/29/15)
	Season	26		01/31/14 to 03/27/14
	Home	18		01/17/14 to 03/21/14
	Road	23		(1/27/16-12/6/16)
	Road	23		(3/29/15-12/23/15)
<b>LARGEST MARGIN OF VICTORY</b>	Home	62	vs. New York	12/25/60
	Road	41	at Chicago	11/11/80

## TEAM SINGLE-SEASON RECORDS

Field Goals .....	3965	1967-68
Field Goals Attempted .....	8875	1961-62
Field Goal Percentage .....	51.8	1981-82
3-Pt. Field Goals .....	901	2017-18
3-Pt. Field Goals Attempted .....	2,474	2018-19
3-Pt. Field Goal Percentage .....	37.9	1994-95
Free Throws .....	2350	1962-63
Free Throws Attempted .....	3411	*1966-67
Free Throw Percentage .....	80.3	1984-85
Rebounds .....	5914	1967-68
Offensive .....	1385	1975-76
Defensive .....	3,025	2018-19
Assists .....	2369	1980-81
Personal Fouls .....	2344	1961-62
Disqualifications .....	64	1950-51
Points .....	10143	1966-67
Average Points .....	125.2	1966-67
Steals .....	862	1985-86
Blocked Shots .....	653	1983-84
Turnovers .....	1915	1976-77
Most Road Wins .....	30	1982-83
Most 100-point games .....	80	1966-67
.....	80	1969-70
Most Victories .....	68	1966-67
Best Percentage .....	.840 (68-13)	1966-67
Worst Percentage .....	.110 (9-73)	*1972-73
Most Consecutive 100-point Games .....	73	1961-62
.....	73	1966-67

\* - League Record

\*\* - includes Neutral Court Wins

## INDIVIDUAL SINGLE-GAME RECORDS

### Most Points

Game	68	Wilt Chamberlain	at Chicago	12/16/67
1st Half	39	Wilt Chamberlain	vs. LA Lakers	02/07/66
2nd Half	39	Hal Greer	vs. Philadelphia (at Boston)	02/14/59
	39	Wilt Chamberlain	at Chicago	12/16/67
	39	Allen Iverson	at Cleveland	04/12/97
1st Quarter	21	Julius Erving	vs. Chicago	03/28/79
2nd Quarter	23	Wilt Chamberlain	vs. LA Lakers	02/07/66
3rd Quarter	22	Allen Iverson	vs. Chicago	01/17/01
	22	Allen Iverson	vs. Indiana	01/06/03
4th Quarter	25	Andrew Toney	vs. Boston	03/21/82

### Most FGM

Game	30	Wilt Chamberlain	at Chicago	12/16/67
Half	18	Hal Greer	vs. Philadelphia (at Boston)	02/14/59
Quarter	10	Wilt Chamberlain	vs. LA Lakers	02/07/66
	10	Wilt Chamberlain	at Chicago	12/16/67
	10	Archie Clark	at Chicago	11/18/69

### Most FGA

Game	43	Wilt Chamberlain	vs. LA Lakers	02/07/66
Half	23	Hal Greer	vs. Boston	02/21/64
	23	Wilt Chamberlain	vs. San Francisco	03/03/66
	23	Wilt Chamberlain	at Chicago	12/16/67
	23	Allen Iverson	vs. Minnesota	01/09/00
	23	Allen Iverson	vs. Indiana	01/06/03

### Most 3-Pt. FGM

Game	9	Dana Barros	vs. Phoenix	01/27/95
------	---	-------------	-------------	----------

### Most 3-Pt. FGA

Game	17	Robert Covington	vs. Milwaukee	04/10/16
	17	Vernon Maxwell	vs. New Jersey	04/08/96

### Most Consecutive FG

Single-Game	*18	Wilt Chamberlain	vs. Baltimore (at Pittsburgh)	02/24/67
Multiple Games	*35	Wilt Chamberlain	4 Games	2/17/67 to 2/28/67

### Most FTM

Game	24	Willie Burton	vs. Miami	12/13/94
	24	Allen Iverson	vs. Orlando	02/12/05
Half	18	Willie Burton	vs. Miami	12/13/94
Quarter	13	Willie Burton	vs. Miami	12/13/94

### Most FTA

Game	30	Wilt Chamberlain	vs. Seattle	12/01/67
Half	22	Willie Burton	vs. Miami	12/13/94
Quarter	16	Willie Burton	vs. Miami	12/13/94

### Most FTM w/o a miss

18 of 18	Dolph Schayes	vs. Minneapolis	01/10/57
18 of 18	Dolph Schayes	vs. Boston	03/09/57
18 of 18	Dolph Schayes	vs. LA Lakers	10/29/60

### Most Rebounds

Game	43	Wilt Chamberlain	vs. Boston	03/06/65
Half	25	Wilt Chamberlain	vs. Boston	04/05/67
Quarter	16	Wilt Chamberlain	vs. San Francisco	03/02/67

### Most Off. Rebounds

Game	16	Charles Barkley	vs. New York	03/04/87
	16	Charles Barkley	vs. Denver	03/20/87
Half	13	Charles Barkley	vs. New York	03/04/87
Quarter	11	Charles Barkley	vs. New York	03/04/87

### Most Def. Rebounds

Game	22	Caldwell Jones	vs. Milwaukee	02/18/79
Half	13	Billy Cunningham	vs. LA Lakers	02/05/75
Quarter	10	Caldwell Jones	vs. Golden State	01/22/78
	10	Moses Malone	vs. Portland	01/23/82
	10	Moses Malone	vs. Cleveland	02/15/85
	10	Dikembe Mutombo	vs. Chicago	12/01/02

### Most Assists

Game	21	Wilt Chamberlain	vs. Detroit	02/02/68
	21	Maurice Cheeks	vs. New Jersey	10/30/82
Half	13	Maurice Cheeks	vs. San Diego	03/03/82
Quarter	9	Maurice Cheeks	vs. Indiana	04/11/86
	9	Darryl Dawkins	vs. Cleveland	05/05/90
	9	Eric Snow	vs. Atlanta	01/29/03
	9	Andre Iguodala	vs. New York	02/04/11

### Most Personal Fouls

Game	16	Dolph Schayes	vs. Boston	11/19/60
Half	6	Connie Dierking	vs. Cincinnati (at New York)	11/17/59
	6	Charles Barkley	vs. Boston	12/22/87
	6	Hal Greer	vs. Milwaukee	02/10/70
	6	Bud Ogden	vs. Phoenix	02/15/70
	6	Doug Collins	vs. Cleveland	01/08/75
	6	Clyde Lee	vs. Portland	03/12/75
Quarter	6	Connie Dierking	vs. Cincinnati (at New York)	11/17/59
	6	Bud Ogden	vs. Phoenix	02/15/70



## INDIVIDUAL SINGLE-GAME RECORDS

### Most Steals

Game	9	Maurice Cheeks	vs. LA Clippers	01/05/87
	9	Hersey Hawkins	vs. Boston	01/25/91
	9	Allen Iverson	vs. Orlando	03/19/00
	9	Allen Iverson	vs. L.A. Lakers (OT)	12/20/02
	9	Michael Carter-Williams	vs. Miami	10/30/14
	7	Maurice Cheeks	vs. Phoenix	03/17/84
	7	Maurice Cheeks	vs. LA Clippers	01/05/87
	7	Allen Iverson	vs. Orlando	03/19/00
	6	George McGinnis	vs. Denver	12/01/76
	6	George McGinnis	vs. Denver	12/01/76

### Most Turnovers

Game	12	George McGinnis	at Denver	1/30/77
	12	Allen Iverson	vs. Golden State	03/08/05
	7	Julius Erving	at Atlanta	11/15/77
	7	George McGinnis	vs. New Jersey	02/19/78
	7	Charles Barkley	vs. Portland	02/19/86
	7	Charles Barkley	vs. Dallas	03/30/86
	7	Charles Barkley	vs. Sacramento	03/11/88
	7	Cliff Robinson	vs. New York	04/05/88
	7	Allen Iverson	vs. Vancouver	11/30/96
	7	Allen Iverson	vs. Washington	11/28/01
Half	7	Allen Iverson	vs. Golden State	03/08/05
	7	Joel Embiid	at Golden State	01/31/19
	7	Ben Simmons	at Washington	01/09/19
	7	Ben Simmons	at Toronto	10/30/18
	6	George McGinnis	vs. New Jersey	02/19/78
	6	Bobby Jones	vs. Indiana	10/24/79
	6	Cliff Robinson	vs. Cleveland	11/24/87
	6	Charles Barkley	vs. Sacramento	03/11/88
	6	Allen Iverson	vs. Atlanta	12/09/96
	6	Allen Iverson	vs. Atlanta	01/17/97
Quarter	10	Harvey Catchings	vs. Atlanta	3/21/75
	10	Manute Bol	at Sacramento	02/14/91
	10	Dikembe Mutombo	at Chicago	12/01/02
	10	Harvey Catchings	vs. Atlanta	03/21/75
	8	Dikembe Mutombo	at Chicago	12/01/02

### Most Blocked Shots

Game	10	Harvey Catchings	vs. Atlanta	3/21/75
	10	Manute Bol	at Sacramento	02/14/91
	10	Dikembe Mutombo	at Chicago	12/01/02
	10	Harvey Catchings	vs. Atlanta	03/21/75
	8	Dikembe Mutombo	at Chicago	12/01/02

### Most Consec. Pts.

Single-Game	32	Larry Costello (13 FG, 6 FT)	at Boston	12/08/61
	31	Charles Barkley (10 FG, 2 3FG, 9 FT)	vs. San Antonio	03/24/89



# RECORDS

## 76ERS ALL-TIME TOP PERFORMANCES: 50+ POINT CLUB

PTS	PLAYER	OPP	DATE	FGM-A	3PM-A	FTM-A	W/L	SCORE
68	Wilt Chamberlain	at CHI	12/16/67	30-40	---	8-22	W	143-123
65	Wilt Chamberlain	vs LA	02/07/66	28-43	---	9-20	W	132-125
62	Wilt Chamberlain	vs SF	03/03/66	26-39	---	10-19	W	135-125
60	Allen Iverson	vs ORL	02/12/05	17-36	2-5	24-27	W	112-99
58	Allen Iverson	vs HOU	01/15/02	21-42	2-3	14-14	W	112-106 (OT)
58	Wilt Chamberlain	vs CIN	02/13/67	26-34	---	6-14	W	131-123
54	Allen Iverson	at MIL	12/18/04	17-29	4-7	16-21	W	116-97
54	Allen Iverson	at CLE	01/06/01	20-30	4-7	10-13	W	107-103
53	Allen Iverson	at ATL	12/23/05	17-31	0-1	19-21	L	108-111
53	Willie Burton	vs MIA	12/13/94	12-19	5-8	24-28	W	105-90
53	Wilt Chamberlain	vs LA	03/18/68	24-29	---	5-10	W	158-128
53	Wilt Chamberlain	at SEA	12/20/67	20-23	---	13-26	W	160-122
53	Wilt Chamberlain	vs LA	01/25/66	21-41	---	11-13	W	110-106
53	Wilt Chamberlain	vs DET	10/23/65	21-25	---	11-15	W	120-103
52	Wilt Chamberlain	vs SEA	12/01/67	22-29	---	8-30	W	133-109
51	Allen Iverson	vs UTA	12/20/04	18-31	4-6	11-17	L	101-103
51	Allen Iverson	vs TOR	01/21/01	20-40	4-8	7-8	L	106-110 (OT)
51	Moses Malone	vs DET	11/14/84	18-32	0-0	15-18	L	133-137 (OT)
51	Wilt Chamberlain	at BAL	03/14/65	23-35	---	5-9	L	126-143
50	Allen Iverson	vs ATL	11/29/03	20-34	4-7	6-8	W	98-86
50	Allen Iverson	vs SAC	02/06/00	20-40	1-7	9-11	W	119-108
50	Allen Iverson	at CLE	04/12/97	17-32	5-9	11-18	L	118-125
50	Dana Barros	vs HOU	03/14/95	21-26	6-8	2-2	L	107-136
50	Wilt Chamberlain	vs NY	01/02/66	22-38	---	6-11	W	133-122
50	Hal Greer	vs BOS	02/21/64	19-39	---	12-14	W	144-119
50	Dolph Schayes	at BOS	02/01/59	18-34	---	14-17	L	137-139 (OT)

## 76ERS ALL-TIME 40+ POINT CLUB

PTS	PLAYER	OPP	DATE	W/L	PTS	PLAYER	OPP	DATE	W/L
49	Wilt Chamberlain	vs LA	01/07/66	L	45	Charles Barkley	at PHO	12/28/90	L
49	Joel Embiid	vs. ATL	02/24/20	W	45	Allen Iverson	vs MIL	01/03/00	W*
49	Allen Iverson	at MIL	02/13/01	W	45	Allen Iverson	vs UTA	12/20/00	L
48	Wilt Chamberlain	at CIN	03/05/65	W	45	Allen Iverson	vs MIA	01/24/05	W
48	Hal Greer	at SEA	02/05/69	W	45	Allen Iverson	at MIL	11/23/05	L
48	Allen Iverson	at MIL	03/01/05	W	45	Allen Iverson	at MIA	11/27/06	L
48	Allen Iverson	vs CHA	04/06/05	W	44	Hal Greer	vs PHI	01/21/62	L*
47	Dolph Schayes	vs PHI	03/03/57	W	44	Wilt Chamberlain	vs BAL	01/18/66	W
47	George Yardley	vs BOS	01/12/60	W	44	Billy Cunningham	vs NYK	01/22/69	W**
47	Wilt Chamberlain	at SEA	12/17/67	W	44	Julius Erving	vs HOU	10/13/79	W
47	Billy Cunningham	at POR	12/17/71	L	44	Julius Erving	vs DET	12/11/82	W
47	Charles Barkley	at ATL	02/09/88	L	44	Allen Iverson	at CHI	04/07/97	L
47	Allen Iverson	vs ORL	02/02/01	L**	44	Allen Iverson	at MIL	04/11/97	L
47	Allen Iverson	at CHA	02/24/01	L	44	Allen Iverson	vs TOR	03/22/00	W
47	Allen Iverson	vs ATL	03/09/01	W	44	Allen Iverson	vs DET	01/26/01	W
47	Allen Iverson	at BOS	01/25/02	W	43	Hal Greer	at NY	11/30/63	W
47	Allen Iverson	vs WAS	03/03/06	W	43	Wilt Chamberlain	vs CIN	01/28/66	W
47	Allen Iverson	at NY	03/31/06	W	43	Wilt Chamberlain	at BAL	02/11/67	L
46	Wilt Chamberlain	at CIN	11/17/65	L	43	Hal Greer	at BOS	03/03/68	W
46	Wilt Chamberlain	at BAL	12/08/65	L	43	Julius Erving	at CLE	01/19/78	L
46	Billy Cunningham	vs SEA	11/08/69	L	43	Andrew Toney	at CLE	02/18/85	L
46	Andrew Toney	vs LA	03/07/82	W	43	Charles Barkley	at UTA	11/30/87	W
46	Charles Barkley	vs MIL	02/11/88	W*	43	Charles Barkley	vs NJ	02/19/88	W
46	Allen Iverson	vs SA	02/12/99	L	43	Charles Barkley	at NY	03/16/89	W
46	Allen Iverson	at ORL	11/10/99	L	43	Hersey Hawkins	at ORL	11/13/91	W
46	Allen Iverson	at SAC	12/30/00	W*	43	Allen Iverson	at MIN	04/10/98	L
46	Allen Iverson	vs GS	02/20/02	46	43	Allen Iverson	at MIN	03/28/00	W
46	Allen Iverson	vs CLE	03/06/02	W	43	Allen Iverson	vs CHI	01/17/01	W
46	Allen Iverson	vs UTA	01/11/06	L	43	Allen Iverson	at DET	02/23/01	W
46	Allen Iverson	vs CHI	11/24/06	W	43	Allen Iverson	vs NJ	03/01/02	W
46	Joel Embiid	at LAL	11/15/17	W	43	Allen Iverson	at IND	04/15/05	W
45	Hal Greer	at BOS	02/14/59	L	43	Allen Iverson	vs CHA	12/09/05	W
45	Wilt Chamberlain	at SF	12/20/65	L	42	Dolph Schayes	vs BOS	12/09/56	W
45	Billy Cunningham	at ATL	01/16/72	L	42	Johnny Kerr	at CIN	12/20/57	W
45	Julius Erving	vs BOS	11/01/80	W*	42	Lee Shaffer	vs CIN	11/28/63	L





# RECORDS

## 76ERS ALL-TIME 40+ POINT CLUB

PTS	PLAYER	OPP	DATE	W/L
42	Hal Greer	at DET	12/01/63	W
42	Hal Greer	at STL	03/11/64	W
42	Wilt Chamberlain	at LA	11/24/65	L
42	Wilt Chamberlain	vs BAL	02/24/67	W
42	Andrew Toney	at IND	03/15/83	W
42	Julius Erving	vs HOU	02/08/84	W
42	Moses Malone	at CHI	02/25/86	W
42	Charles Barkley	vs WAS	03/13/88	W
42	Charles Barkley	vs CHI	11/16/88	W
42	Charles Barkley	vs MIL	12/04/90	W*
42	Allen Iverson	at NJ	12/23/99	L
42	Allen Iverson	vs LAC	02/16/01	W
42	Allen Iverson	at TOR	03/03/02	W
42	Allen Iverson	at ORL	03/31/03	W*
42	Allen Iverson	at CHI	04/15/03	L
42	Allen Iverson	vs SA	02/15/06	W
42	Allen Iverson	at TOR	11/16/05	W
42	Allen Iverson	at NJ	12/10/05	W
42	Joel Embiid	vs CHA	11/9/18	W
42	Joel Embiid	at PHO	1/2/19	W
41	Dolph Schayes	vs MIN	01/17/52	W***
41	Lee Shaffer	vs CHI	02/19/63	W
41	Hal Greer	vs SF	01/28/64	L
41	Wilt Chamberlain	vs BAL	11/30/65	L
41	Wilt Chamberlain	vs BAL	01/06/66	W
41	Wilt Chamberlain	at STL	01/09/66	W
41	Wilt Chamberlain	at DET	01/12/66	L
41	Wilt Chamberlain	vs DET	02/14/66	W
41	Wilt Chamberlain	at BAL	11/25/66	W
41	Hal Greer	vs DET	10/21/67	W
41	Billy Cunningham	at SF	02/22/69	W
41	Billy Cunningham	at BAL	12/25/69	L
41	Billy Cunningham	at HOU	10/14/71	W
41	Billy Cunningham	at BOS	01/30/72	L
41	Fred Carter	at MIL	02/18/72	W
41	Julius Erving	vs HOU	11/23/79	W
41	Julius Erving	at CLE	03/16/80	L
41	Charles Barkley	at CLE	12/13/86	L
41	Charles Barkley	vs POR	10/30/88	W
41	Charles Barkley	at DEN	01/05/91	W
41	Dana Barros	vs LAL	01/21/95	W*
41	Vernon Maxwell	vs NJ	04/08/96	W
41	Allen Iverson	vs LAL	03/19/99	W
41	Allen Iverson	vs NJ	02/09/00	W
41	Allen Iverson	vs SEA	01/05/01	W
41	Allen Iverson	vs WAS	03/02/01	W
41	Allen Iverson	at MIA	04/10/01	L
41	Allen Iverson	vs IND	03/08/02	W
41	Allen Iverson	vs MIN	12/18/02	W
41	Allen Iverson	at CLE	02/21/03	W
41	Allen Iverson	vs SEA	01/09/06	W
41	Allen Iverson	vs SAC	01/24/06	W
41	Joel Embiid	vs LAC	11/1/18	W
41	Joel Embiid	at IND	08/01/20	L
40	Dolph Schayes	vs MIN	01/06/55	L
40	Dolph Schayes	vs MIN	01/10/57	L
40	Dolph Schayes	at BOS	12/07/60	W
40	Hal Greer	vs NY	01/14/62	W
40	Wilt Chamberlain	vs LA	02/18/65	L
40	Wilt Chamberlain	at BAL	02/21/65	W
40	Wilt Chamberlain	vs DET	12/10/65	L
40	Hal Greer	vs LAL	10/17/69	W
40	Billy Cunningham	at CIN	10/18/69	W
40	Billy Cunningham	at PHO	02/03/70	L
40	Fred Carter	vs CLE	01/12/73	L**
40	Julius Erving	vs WAS	04/09/77	W
40	Julius Erving	vs WAS	03/12/80	W

PTS	PLAYER	OPP	DATE	W/L
40	Andrew Toney	vs NY	04/10/83	W
40	Andrew Toney	at CLE	01/07/84	L
40	Charles Barkley	vs CHI	01/30/87	W
40	Charles Barkley	at NY	12/17/87	W
40	Charles Barkley	vs BOS	12/22/87	L
40	Charles Barkley	vs DEN	12/07/90	W
40	Charles Barkley	at GS	02/16/91	L
40	Hersey Hawkins	at MIA	04/10/93	L
40	Allen Iverson	vs ATL	04/09/97	L
40	Allen Iverson	vs WAS	04/19/97	L
40	Allen Iverson	at HOU	02/03/00	L
40	Allen Iverson	vs WAS	11/28/01	L
40	Allen Iverson	at CLE	12/15/01	W
40	Allen Iverson	vs SA	01/13/01	W
40	Allen Iverson	vs LAL	02/14/01	W
40	Allen Iverson	at WAS	11/11/03	W
40	Allen Iverson	at SEA	03/07/03	W
40	Allen Iverson	vs MIL	12/12/04	W
40	Allen Iverson	at IND	12/22/04	W
40	Allen Iverson	at SEA	02/19/04	W
40	Allen Iverson	at NY	11/26/05	L
40	Allen Iverson	at BOS	11/30/05	L
40	Allen Iverson	at HOU	03/01/06	W
40	Allen Iverson	at NJ	04/12/06	W
40	Joel Embiid	vs IND	12/14/18	L
40	Joel Embiid	at MIL	3/17/19	W

\* Denotes number of overtimes.

### ALL-TIME TOP PERFORMANCES

Since the 1949-50 season, the Syracuse Nationals first season in the NBA, there have been 189 40-plus point games recorded in franchise history, by 18 different players. Additionally, there have been 26 50-plus point games recorded, by seven different players:

#### ALL-TIME 40-POINT GAMES

Allen Iverson.....	76
Wilt Chamberlain.....	31
Charles Barkley.....	17
Hal Greer.....	12
Billy Cunningham.....	10
Julius Erving.....	9
Joel Embiid.....	8
Dolph Schayes.....	7
Andrew Toney.....	5
Moses Malone.....	2
Dana Barros.....	2
Hersey Hawkins.....	2
Fred Carter.....	2
Lee Shaffer.....	2
George Yardley.....	1
Johnny Kerr.....	1
Vernon Maxwell.....	1
Willie Burton.....	1
<b>TOTAL.....</b>	<b>189 (126-63)</b>

#### ALL-TIME 50-POINT GAMES

Wilt Chamberlain.....	11
Allen Iverson.....	10
Dana Barros.....	1
Willie Burton.....	1
Hal Greer.....	1
Moses Malone.....	1
Dolph Schayes.....	1
<b>TOTAL.....</b>	<b>26 (20-6)</b>





# RECORDS

## 76ERS ALL-TIME BEST SINGLE-GAME PERFORMANCES

### MOST FIELD GOALS MADE

FGM	PLAYER	OPP	DATE
30	Wilt Chamberlain	at CHI	12/16/67
28	Wilt Chamberlain	vs. LAL	02/07/66
26	Wilt Chamberlain	vs. SF	03/03/66
26	Wilt Chamberlain	vs. CIN	02/13/67
24	Wilt Chamberlain	vs. LAL	03/18/68
23	Wilt Chamberlain	at BAL	03/14/65
22	Wilt Chamberlain	vs. NY	01/02/66
22	Wilt Chamberlain	vs. SEA at BOS	12/01/67
21	George Yardley	vs. BOS	01/12/60
21	Wilt Chamberlain	vs. DET	10/23/65
21	Wilt Chamberlain	vs. LAL at MEM	01/25/66
21	Andrew Toney	vs. LAL	03/07/82
21	Dana Barros	vs. HOU	03/14/95
21	Allen Iverson	vs. HOU	01/15/02
21	Allen Iverson	vs. NOH	04/20/03

### THREE-POINT FIELD GOALS

3FG	PLAYER	OPP	DATE
9	Dana Barros	vs PHO	01/27/95
8	Willie Burton	vs MIL	01/25/95
8	Isaiah Canaan	at OKC (OT)	03/04/15
8	JJ Redick	vs. IND	11/03/17
8	JJ Redick	vs. ORL	11/25/17
8	JJ Redick	vs. ORL	10/20/18
8	Landry Shamet	vs. WAS	01/08/19
7	Tim Perry	vs CHA	02/07/94
7	Dana Barros	vs LAL (OT)	01/21/95
7	Trevor Ruffin	vs UTA	12/20/95
7	Vernon Maxwell	vs NJ	04/08/96
7	Kyle Korver	vs IND (OT)	11/12/04
7	Jodie Meeks	vs. CHA	12/04/10
7	Jodie Meeks	vs. CLE	03/27/12
7	Dorell Wright	at DAL	12/18/12
7	Robert Covington	vs. SAC	02/10/16
7	Robert Covington	vs. NYK	04/08/16
7	Robert Covington	at WAS	10/18/17
7	JJ Redick	at CHA	03/09/19
7	Furkan Korkmaz	vs. MEM	02/07/20
7	Shake Milton	at LAC	03/01/20

### MOST FREE THROWS

FTM	PLAYER	OPP	DATE
24 (of 28)	Willie Burton	vs. MIA	12/13/94
24 (of 27)	Allen Iverson	vs. ORL	02/12/05
23 (of 27)	Dolph Schayes	vs. MIN	01/17/52
21 (of 25)	Dolph Schayes	vs. NY	02/15/53
21 (of 23)	Moses Malone	vs. NY	02/13/85
21 (of 26)	Charles Barkley	at ATL	02/09/88
20 (of 21)	Joel Embiid	vs. BOS	03/20/19
20 (of 22)	Dolph Schayes	at CIN	10/26/57
20 (of 22)	Moses Malone	vs. GSW	02/20/85
20 (of 24)	Charles Barkley	vs. NY	03/16/88
20 (of 24)	Allen Iverson	vs. HOU	02/06/06

19 (of 24)	Dolph Schayes	vs. BOS	03/11/54
19 (of 20)	Dolph Schayes	vs. STL	01/19/57
19 (of 22)	Dolph Schayes	at MIN	12/07/57
19 (of 22)	Joel Embiid	vs. CHA	11/09/18
19 (of 20)	Julius Erving	vs. CHI	03/28/79
19 (of 22)	Moses Malone	vs. UTA	12/20/85
19 (of 21)	Allen Iverson	at ATL	12/23/05

### MOST REBOUNDS

REB	PLAYER	OPP	DATE
43	Wilt Chamberlain	vs BOS	03/06/65
42	Wilt Chamberlain	vs BOS	01/14/66
40	Wilt Chamberlain	vs BOS	12/28/65
38	Wilt Chamberlain	vs SF	03/02/67
38	Wilt Chamberlain	at SEA	12/20/67
37	Wilt Chamberlain	vs SF	03/03/66
37	Wilt Chamberlain	vs SEA	12/01/67
36	Wilt Chamberlain	vs BOS	03/05/66
36	Wilt Chamberlain	vs STL	03/09/66
36	Wilt Chamberlain	vs CIN	02/28/67

### MOST ASSISTS

AST	PLAYER	OPP	DATE
21	Wilt Chamberlain	vs DET	02/02/68
21	Maurice Cheeks	vs NJ	10/30/82
19	Wilt Chamberlain	vs CIN (OT)	03/19/68
19	Maurice Cheeks	vs WAS	04/13/87
19	Dana Barros	at PHO	01/04/95
18	Paul Seymour	at PHI	01/26/55
18	Larry Costello	vs BOS	03/03/60
18	Maurice Cheeks	vs SA	11/07/86
18	Andre Miller	vs CHI	03/26/08
17	Wilt Chamberlain	at CIN	02/17/67
17	Maurice Cheeks	vs HOU	11/21/81
17	Maurice Cheeks	vs SD	03/03/82
17	Maurice Cheeks	vs WAS	11/14/82
17	T.J. McConnell	at BOS	01/06/17
17	Ben Simmons	at DET	12/23/19

### MOST STEALS

STL	PLAYER	OPP	DATE
9	Maurice Cheeks	vs LAC	01/05/87
9	Hersey Hawkins	vs BOS	01/25/91
9	Allen Iverson	vs ORL	03/19/00
9	Allen Iverson	vs LAL (OT)	12/20/02
9	Michael Carter-Williams	vs. MIA	10/30/14
8	Julius Erving	vs WAS	11/12/76
8	Henry Bibby	at POR	03/01/77
8	Maurice Cheeks	vs PHO	03/17/84
8	Maurice Cheeks	vs SA	11/07/86
8	Hersey Hawkins	vs MIL (OT)	12/04/90
8	Allen Iverson	at ATL	03/29/03
8	Allen Iverson	at CHI	11/07/03
8	Robert Covington	at HOU	11/27/15



## 76ERS ALL-TIME BEST SINGLE-GAME PERFORMANCES (CONT.)

### MOST BLOCKS

BLK	PLAYER	OPP	DATE
10	Harvey Catchings	vs ATL	03/21/75
10	Manute Bol	at SAC	02/14/91
10	Dikembe Mutombo	at CHI	12/01/01
9	Moses Malone	vs SD (OT)	11/13/83
9	Manute Bol	vs BOS	04/18/91
9	Manute Bol	at LAL (OT)	03/05/93
9	Shawn Bradley	at DAL	01/07/94
9	Shawn Bradley	vs LAC	11/18/94
9	Theo Ratliff	at VAN (OT)	03/24/99
9	Theo Ratliff	vs WAS	11/29/00
9	Dikembe Mutombo	vs ATL	03/09/01
9	Dikembe Mutombo	vs MEM	12/02/01
9	Samuel Dalembert	vs NY	04/03/04
9	Samuel Dalembert	vs. MIN	12/12/07
9	Nerlens Noel	vs. IND	02/20/15

### MOST TURNOVERS

TO	PLAYER	OPP	DATE
12	Allen Iverson	vs. GSW	03/08/05
11	Allen Iverson	vs. CHI	03/19/05
11	Ben Simmons	at TOR	10/30/18
10	Julius Erving	at ATL	11/15/77
10	Darryl Dawkins	at PHO	03/04/79
10	Charles Barkley	vs NJ	03/27/87
10	Cliff Robinson	vs NY	04/05/88
10	Allen Iverson	vs VAN	11/30/96
10	Clarence Weatherspoon	at BOS (OT)	01/22/97
10	Allen Iverson	vs ORL	03/28/01
10	Robert Covington	vs. MEM	12/13/14

## OPPONENTS 50-POINT CLUB

PTS	PLAYER	OPP	DATE	FGM-A	3PM-A	FTM-A	W/L	Score
70	Wilt Chamberlain	vs. SF	03/10/1963	27-38	---	16-22	W	163-148
63	Wilt Chamberlain	vs. SF	11/26/1964	27-58	---	9-20	W	128-117
62	Wilt Chamberlain	vs. PHI	01/21/1962	25-42	---	12-17	L	132-139
61	Wilt Chamberlain	at SF	12/11/1962	27-57	---	7-11	L	124-136
60	Kemba Walker	at CHA	11/17/18	21-34	6-14	12-12	L	119-122 (OT)
59	Wilt Chamberlain	vs. SF	01/28/1964	24-36	---	11-20	L	117-139
57	Richie Guerin	at NY	12/11/1959	18-31	---	21-26	L	121-152
56	Wilt Chamberlain	at PHI	01/05/1961	20-32	---	16-22	L	127-139
56	Elgin Baylor	at LAL	01/24/1961	19-30	---	18-20	L	107-116
56	Wilt Chamberlain	vs. PHI	03/01/1961	22-44	---	12-20	W	149-128
56	Michael Jordan	at CHI	03/24/1987	22-32	0-1	12-15	L	91-93
55	Wilt Chamberlain	at PHI	10/27/1961	21-45	---	13-21	W	126-122
55	Wilt Chamberlain	at PHI	11/09/1961	20-38	---	15-27	L	108-151
55	Rick Barry	at GS	01/23/1975	23-49	---	9-10	L	100-108
53	Kareem Abdul-Jabbar	at MIL	02/18/1972	18-28	---	17-22	W	132-126
53	Jimmy Butler	vs. CHI	01/14/2016	15-30	2-4	21-25	L	111-115 (OT)
53	T.J. Warren	vs. IND	08/01/20	20-29	9-12	4-4	W	127-121
52	George Yardley	at DET	02/04/1958	18-31	---	16-16	L	113-118
52	Michael Jordan	vs. CHI	11/16/1988	24-29	0-1	4-4	W	123-110
52	Giannis Antetokounmpo	vs. MIL	3/17/2019	15-26	3-8	19-21	L	130-125
51	Bob Pettit	vs. STL	12/21/1957	18-27	---	15-20	L	136-146
51	Wilt Chamberlain	at PHI	12/26/1961	21-53	---	9-15	L	111-118
51	Rick Barry	at GS	02/23/1974	22-40	---	7-8	L	106-125
51	Rick Barry	at GS	10/29/1977	22-38	---	7-8	L	110-113
51	James Harden	vs. HOU	01/27/2017	16-28	6-11	13-14	L	118-123
51	Damian Lillard	vs. POR	08/09/20	16-28	4-12	15-16	W	124-121
50	Neil Johnston	vs. PHI	02/16/1954	18-30	---	14-16	L	77-95
50	Elgin Baylor	at LAL	12/04/1961	17-34	---	16-22	L	120-131
50	Wilt Chamberlain	at PHI	02/04/1962	19-35	---	12-18	L	117-128
50	Elgin Baylor	at LA	12/12/1962	20-29	---	10-13	L	120-126
50	Oscar Robertson	vs. CIN	02/06/1965	17-32	---	16-16	W	127-122
50	Pete Maravich	at ATL	01/16/1972	18-29	---	14-16	L	116-124
50	Bernard King	at GS	01/03/1981	20-25	0-0	10-11	W	119-105
50	James Harden	at HOU	11/27/2015	14-28	6-12	16-20	L	116-114
50	Blake Griffin	at DET	10/23/2018	20-35	5-10	5-11	W	132-133
50	James Harden	vs. HOU	1/27/2017	16-28	6-11	13-14	L	118-123



## OPPONENTS ALL-TIME BEST SINGLE-GAME PERFORMANCES

### MOST REBOUNDS

REB	PLAYER	OPP	DATE
51	Bill Russell	at BOS	02/05/60
45	Wilt Chamberlain	at PHI	02/06/60
41	Bill Russell	at BOS	02/12/58
40	Wilt Chamberlain	at PHI	11/04/59
40	Jerry Lucas	vs. CIN	02/29/64

### MOST ASSISTS

AST	PLAYER	OPP	DATE
23	Jerry West	at LAL	02/01/67
22	Oscar Robertson	at CIN	10/29/61
22	John Stockton	vs. UTA	12/18/92
22	Sherman Douglas	vs. BOS	04/03/94
22	Andre Miller	at CLE	12/15/01

### MOST STEALS

STL	PLAYER	OPP	DATE
10	Fred Brown	vs. SEA	12/03/76
10	Eddie Jordan	vs. NJ	03/23/79
10	Ron Harper	at CLE	03/10/87
10	Mookie Blaylock	at ATL	04/14/98
10	Michael Finley	at DAL	01/23/01

### MOST BLOCKED SHOTS

BLK	PLAYER	OPP	DATE
13	Darryl Dawkins	at NJ	11/05/83
11	Mark Eaton	at UTA	12/30/88
11	Manute Bol	vs. GS	01/27/89
11	Greg Ostertag	at UTA (OT)	01/06/98
11	Joakim Noah	at CHI	02/28/12

### MOST FREE THROWS

FTM	PLAYER	OPP	DATE
21	Richie Guerin	at NY	12/11/59
21	Lenny Wilkens	vs. SEA	11/08/69
21	Jimmy Butler	vs. CHI (OT)	01/14/16
20	Jerry West	at LAL	12/21/66
19	Bob Pettit	at STL	12/27/56
19	Jerry West	vs. LAL	12/17/65
19	Bob Rule	at SEA	11/15/69
19	Giannis Antetokounmpo	vs. MIL	3/17/19

### MOST FIELD GOALS

FGM	PLAYER	OPP	DATE
27	Wilt Chamberlain	at SF	12/11/62
27	Wilt Chamberlain	vs. SF	03/10/63
27	Wilt Chamberlain	vs. SF	11/26/64
25	Wilt Chamberlain	vs. PHI (OT)	01/21/62
24	Wilt Chamberlain	vs. SF	01/28/64
24	Michael Jordan	vs. CHI	11/16/88



# RECORDS

## ALL-TIME INDIVIDUAL HIGHS (SINGLE-SEASON)

### MOST GAMES PLAYED

Wilt Chamberlain	1967-68	82
Matt Guokas	1967-68	82
Luke Jackson	1967-68	82
Hal Greer, Chet Walker	1967-68	82
Hal Greer, Chet Walker, Darrall Imhoff	1968-69	82
Archie Clark, Billy Cunningham	1968-69	82
Bailey Howell	1970-71	82
Fred Boyd, Manny Leaks	1972-73	82
Steve Mix	1973-74	82
Leroy Ellis	1974-75	82
Fred Carter	1975-76	82
Caldwell Jones, Julius Erving	1976-77	82
Henry Bibby, Steve Mix	1977-78	82
Henry Bibby, Maurice Cheeks	1978-79	82
Henry Bibby	1979-80	82
Julius Erving, Lionel Hollins	1980-81	82
Charles Barkley, Sedale Threatt	1984-85	82
Maurice Cheeks	1985-86	82
Mike Gminski, Ron Anderson, Brooks	1988-89	82
Hersey Hawkins	1989-90	82
Ron Anderson, Manute Bol	1990-91	82
Ron Anderson, Johnny Dawkins	1991-92	82
Clarence Weatherspoon	1992-93	82
Clarence Weatherspoon	1993-94	82
Dana Barros, Shawn Bradley	1994-95	82
Clarence Weatherspoon, Michael Cage	1996-97	82
Aaron McKie, Eric Snow	1999-00	82
George Lynch	2000-01	82
Allen Iverson, Eric Snow	2002-03	82
Samuel Dalembert, Eric Snow	2003-04	82
Kyle Korver, Andre Iguodala	2004-05	82
Kyle Korver, Andre Iguodala, John Salmons	2005-06	82
Samuel Dalembert	2006-07	82
A. Iguodala, A. Miller	2007-08	82
S. Dalembert, A. Iguodala, A. Miller	2008-09	82
Samuel Dalembert, Andre Iguodala	2009-10	82
Jrue Holiday, Thaddeus Young	2010-11	82
Spencer Hawes, Evan Turner	2012-13	82

### MOST POINTS

1. Wilt Chamberlain	1965-66	2649
2. Allen Iverson	2005-06	2377
3. Allen Iverson	2004-05	2302
4. Charles Barkley	1987-88	2264
5. Allen Iverson	2002-03	2262
6. Allen Iverson	2000-01	2207
7. Billy Cunningham	1969-70	2114
8. Julius Erving	1979-80	2100
9. Charles Barkley	1988-89	2037
10. Billy Cunningham	1968-69	2034

### BEST SCORING AVERAGE

*Min. 20 Games Played*

1. Wilt Chamberlain	1965-66	33.5
2. Allen Iverson	2005-06	33.0
3. Allen Iverson	2001-02	31.4
4. Allen Iverson	2000-01	31.1
5. Allen Iverson	2004-05	30.7
6. Wilt Chamberlain	1964-65	30.1
7. Allen Iverson	1999-00	28.4
8. Charles Barkley	1987-88	28.3
9t. Charles Barkley	1990-91	27.6
9t. Allen Iverson	2002-03	27.6

### MOST MINUTES

1. Wilt Chamberlain	1967-68	3836
2. Wilt Chamberlain	1965-66	3737
3. Wilt Chamberlain	1966-67	3682
4. Allen Iverson	2002-03	3485
5. Billy Cunningham	1968-69	3345
6. Hal Greer	1965-66	3326
7. Dana Barros	1994-95	3318
8. Hal Greer	1968-69	3311
9. Maurice Cheeks	1985-86	3270
10. Andre Iguodala	2008-09	3269

## ALL-TIME TOP PERFORMANCES

Total Points	2649	Wilt Chamberlain.....	1965-66
Average Points per Game	33.5	Wilt Chamberlain.....	1965-66
Minutes Played	3836	Wilt Chamberlain.....	1967-68
FG	1074	Wilt Chamberlain.....	1965-66
FGA	1990	Wilt Chamberlain.....	1965-66
FG Percentage	.683	Wilt Chamberlain.....	1966-67
3-PT FG	240	JJ Redick.....	2018-19
3-PT FG Attempted	605	JJ Redick.....	2018-19
3-PT FG Percentage	.464	Dana Barros.....	1994-95
FT Made	737	Moses Malone.....	1984-85
FT Attempted	976	Wilt Chamberlain.....	1965-66
FT Percentage	.938	Mike Gminski.....	1987-88
Rebounds	1957	Wilt Chamberlain.....	1966-67
Rebounds Offensive	445	Moses Malone.....	1982-83
Rebounds Defensive	749	Moses Malone.....	1982-83
Assists	753	Maurice Cheeks.....	1985-86
Personal Fouls	338	Shawn Bradley.....	1994-95
Disqualifications	18	Shawn Bradley.....	1994-95
Steals	225	Allen Iverson.....	2002-03
Blocked Shots	274	Shawn Bradley.....	1994-95
Turnovers	350	Charles Barkley.....	1985-86





# RECORDS

## ALL-TIME INDIVIDUAL HIGHS (SINGLE-SEASON)

### MOST FIELD GOALS

1. Wilt Chamberlain	1965-66	1074
2. Julius Erving	1979-80	838
3. Wilt Chamberlain	1967-68	819
4. Allen Iverson	2005-06	815
5. Allen Iverson	2002-03	804
6. Billy Cunningham	1969-70	802
7. Julius Erving	1980-81	794
8. Wilt Chamberlain	1966-67	785
9. Julius Erving	1981-82	780
10. Hal Greer	1967-68	777

### MOST FIELD GOALS ATTEMPTED

1. Wilt Chamberlain	1965-66	1990
2. Allen Iverson	2002-03	1940
3. Allen Iverson	2005-06	1822
4. Allen Iverson	2004-05	1818
5. Allen Iverson	2000-01	1813
6. Billy Cunningham	1968-69	1736
7. Allen Iverson	1999-00	1733
8. Billy Cunningham	1969-70	1710
9. Allen Iverson	2001-02	1669
10. Fred Carter	1973-74	1641

### BEST FIELD GOAL PERCENTAGE

Min. 100 FGM

1. Wilt Chamberlain	1966-67	.683
2. Darryl Dawkins	1976-77	.628
3. Darryl Dawkins	1980-81	.607
4. Steven Hunter	2005-06	.601
5. Charles Barkley	1989-90	.600
6. Wilt Chamberlain	1967-68	.595
7. Charles Barkley	1986-87	.594
8. Warren Kidd	1993-94	.592
9. Todd MacCulloch	2000-01	.589
10. Charles Barkley	1987-88	.587

### THREE POINT FIELD GOALS

3-Pt. FG have been compiled since 1979-80

1. JJ Redick	2018-19	240
2. Kyle Korver	2004-05	226
3. Robert Covington	2017-18	203
4. Dana Barros	1994-95	197
5. JJ Redick	2017-18	193
6. Kyle Korver	2005-06	184
7. Isaiah Canaan	2015-16	176
8. Robert Covington	2015-16	170
9. Robert Covington	2014-15	167
10. Dario Šarić	2017-18	157

### THREE POINT FIELD GOAL ATTEMPTS

3-Pt. FGA have been compiled since 1979-80

1. JJ Redick	2018-19	605
2. Kyle Korver	2004-05	558
3. Robert Covington	2017-18	550
4. Isaiah Canaan	2015-16	485
5. Robert Covington	2015-16	482
6t. JJ Redick	2017-18	460
6t. Vernon Maxwell	1995-96	460
7. Allen Iverson	1996-97	455
8. Robert Covington	2014-15	446
9. Kyle Korver	2005-06	438
10. Dana Barros	1994-95	425

### THREE POINT FIELD GOAL PERCENTAGE

3-Pt. FG PCT. has been compiled since 1979-80

1. Dana Barros	1994-95	.464
2. Aaron McKie	2003-04	.436
3t. Kyle Korver	2006-07	.430
3t. Shake Milton	2019-20	.430
4. Hersey Hawkins	1988-89	.428
5. Gerald Henderson	1987-88	.421
6t. JJ Redick	2017-18	.420
6t. Kyle Korver	2005-06	.420
6t. Hersey Hawkins	1989-90	.420
8. Kyle Korver	2004-05	.405
9. Furkan Korkmaz	2019-20	.402

### MOST FREE THROWS

1. Moses Malone	1984-85	737
2. Charles Barkley	1987-88	714
3. Dolph Schayes	1960-61	680
4. Allen Iverson	2005-06	675
5. Allen Iverson	2004-05	656
6. Dolph Schayes	1957-58	629
7. Dolph Schayes	1956-57	625
8. Moses Malone	1985-86	617
9. Charles Barkley	1988-89	602
10. Moses Malone	1982-83	600

### MOST FREE THROWS ATTEMPTED

1. Wilt Chamberlain	1965-66	976
2. Charles Barkley	1987-88	951
3. Wilt Chamberlain	1967-68	932
4. Moses Malone	1984-85	904
5. Wilt Chamberlain	1966-67	875
6. Allen Iverson	2005-06	829
7. Charles Barkley	1988-89	799
8. Moses Malone	1982-83	788
9. Allen Iverson	2004-05	786
10. Moses Malone	1985-86	784

### FREE THROW PERCENTAGE

Min. of 50 FTM

1. Mike Gminski	1987-88	.938
2. Kyle Korver	2006-07	.914
3. Doug Collins	1979-80	.911
4. Jodie Meeks	2011-12	.906
5t. Dolph Schayes	1956-57	.904
5t. Dolph Schayes	1957-58	.904
5t. JJ Redick	2017-18	.904
8. Larry Costello	1966-67	.902
9. Dana Barros	1994-95	.899
10. Dolph Schayes	1961-62	.897

### MOST REBOUNDS

Rebounds have been compiled since 1950-51

1. Wilt Chamberlain	1966-67	1957
2. Wilt Chamberlain	1967-68	1952
3. Wilt Chamberlain	1965-66	1943
4. Moses Malone	1982-83	1194
5. John (Red) Kerr	1961-62	1176
6. Billy Cunningham	1969-70	1101
7. Dolph Schayes	1950-51	1080
8. Billy Cunningham	1968-69	1050
9. John (Red) Kerr	1962-63	1039
10. Moses Malone	1984-85	1031

## ALL-TIME INDIVIDUAL HIGHS (SINGLE-SEASON)

### MOST OFFENSIVE REBOUNDS

*Offensive rebounds have been compiled since 1973-74*

1.	Moses Malone	1982-83	445
2.	Charles Barkley	1988-89	403
3.	Charles Barkley	1986-87	390
4.	Moses Malone	1984-85	385
5.	Charles Barkley	1987-88	385
6.	Charles Barkley	1989-90	361
7.	Charles Barkley	1985-86	354
8.	Moses Malone	1983-84	352
9.	Moses Malone	1985-86	339
10.	George McGinnis	1976-77	324

### MOST DEFENSIVE REBOUNDS

*Defensive rebounds have been compiled since 1973-74*

1.	Moses Malone	1982-83	749
2.	Caldwell Jones	1979-80	731
3.	Joel Embiid	2018-19	711
4.	George McGinnis	1975-76	707
5.	Charles Barkley	1985-86	672
6.	Moses Malone	1984-85	646
7.	Caldwell Jones	1980-81	613
8.	Dikembe Mutombo	2001-02	609
9.	Charles Barkley	1986-87	604
10.	Moses Malone	1983-84	598

### MOST ASSISTS

1.	Maurice Cheeks	1985-86	753
2.	Wilt Chamberlain	1967-68	702
3.	Maurice Cheeks	1981-82	667
4.	Ben Simmons	2017-18	661
5.	Maurice Cheeks	1987-88	635
6.	Wilt Chamberlain	1966-67	630
7.	Jrue Holiday	2012-13	625
8.	Eric Snow	1999-00	624
9.	Dana Barros	1994-95	619
10.	Ben Simmons	2018-19	610

### MOST PERSONAL FOULS

1.	Shawn Bradley	1994-95	338
2.	George McGinnis	1975-76	334
3.	Charles Barkley	1985-86	333
4.	Billy Cunningham	1969-70	331
5.	Billy Cunningham	1968-69	329
6.	Billy Cunningham	1970-71	328
7.	Darryl Dawkins	1979-80	328
8.	Darryl Dawkins	1980-81	316
9.	Hal Greer	1965-66	315
10.	Darrell Imhoff	1968-69	310

### MOST DISQUALIFICATIONS

*Disqualifications have been compiled since 1950-51*

1.	Shawn Bradley	1994-95	18
2.	Alex Hannum	1950-51	16
3.	Billy Cunningham	1969-70	15
4.	George McGinnis	1975-76	13
5t.	Darrell Imhoff	1968-69	12
5t.	Earl Lloyd	1953-54	12
5t.	Billy Cunningham	1965-66	12
5t.	Billy Cunningham	1971-72	12
9t.	Billy Gabor	1952-53	11
9t.	George Ratkovicz	1950-51	11

### MOST STEALS

*Steals have been compiled since 1973-74*

1.	Allen Iverson	2002-03	225
2.	Steve Mix	1973-74	212
3.	Maurice Cheeks	1981-82	209
4.	Maurice Cheeks	1985-86	207
5.	George McGinnis	1975-76	198
6.	Maurice Cheeks	1980-81	193
7.	Maurice Cheeks	1982-83	184
8.	Maurice Cheeks	1979-80	183
9t.	Maurice Cheeks	1986-87	180
9t.	Allen Iverson	2004-05	180

### MOST BLOCKED SHOTS

*Blocked shots have been compiled since 1973-74*

1.	Shawn Bradley	1994-95	274
2.	Manute Bol	1990-91	247
3.	Manute Bol	1991-92	205
4.	Theo Ratliff	1997-98	203
5.	Caldwell Jones	1976-77	200
6.	Samuel Dalembert	2007-08	192
7.	Dikembe Mutombo	2001-02	190
8.	Samuel Dalembert	2003-04	189
9.	Theo Ratliff	2000-01	187
10.	Theo Ratliff	1999-00	171

### TURNOVERS

*Turnovers have been compiled since 1977-78*

1.	Charles Barkley	1985-86	350
2.	Allen Iverson	2004-05	344
3.	Allen Iverson	1996-97	337
4.	Charles Barkley	1986-87	322
5.	Jerry Stackhouse	1996-97	316
6.	Julius Erving	1978-79	315
7.	George McGinnis	1977-78	312
8.	Charles Barkley	1987-88	304
9.	Andrew Toney	1983-84	297
10.	Jrue Holiday	2012-13	292



*Manute Bol, the tallest player ever to suit up for the Sixers at 7-foot-7, posted back-to-back seasons with 200-plus blocked shots (1990-91, 1991-92).*





# RECORDS

## ALL-TIME INDIVIDUAL HIGHS (CAREER)

### MOST SEASONS WITH FRANCHISE

1.	Dolph Schayes.....	15
1t.	Hal Greer.....	15
3.	Allen Iverson.....	12
4t.	Maurice Cheeks.....	11
4t.	Julius Erving.....	11
4t.	Paul Seymour.....	11
4t.	John (Red) Kerr.....	11
8t.	Al Bianchi.....	10
8t.	Larry Costello.....	10
10t.	Billy Cunningham.....	9
10t.	Steve Mix.....	9

### MOST GAMES PLAYED

1.	Hal Greer.....	1122
2.	Dolph Schayes.....	996
3.	Maurice Cheeks.....	853
4.	Julius Erving.....	836
5.	John (Red) Kerr.....	834
6.	Allen Iverson.....	722
7.	Al Bianchi.....	687
8.	Steve Mix.....	668
9.	Billy Cunningham.....	654
10.	Bobby Jones.....	617

### MOST POINTS

1.	Hal Greer.....	21586
2.	Allen Iverson.....	19931
3.	Dolph Schayes.....	18438
4.	Julius Erving.....	18364
5.	Charles Barkley.....	14184
6.	Billy Cunningham.....	13626
7.	John (Red) Kerr.....	11699
8.	Maurice Cheeks.....	10429
9.	Andre Iguodala.....	9422
10.	Chet Walker.....	9043

### SCORING AVERAGE

*Min. of 100 games played*

1.	Wilt Chamberlain.....	27.6
2.	Allen Iverson.....	27.6
3.	Joel Embiid.....	23.9
4.	Charles Barkley.....	23.3
5.	Julius Erving.....	22.0
6.	George McGinnis.....	21.6
7.	Moses Malone.....	21.0
8.	Billy Cunningham.....	20.8
9.	Jerry Stackhouse.....	19.5
10.	Hal Greer.....	19.2

### MOST MINUTES PLAYED

*Minutes have been compiled since 1950-51*

1.	Hal Greer.....	39788
2.	Allen Iverson.....	29879
3.	Dolph Schayes.....	29800
4.	Julius Erving.....	28677
5.	Maurice Cheeks.....	28583
6.	John (Red) Kerr.....	26014
7.	Andre Iguodala.....	23216
8.	Charles Barkley.....	22761
9.	Billy Cunningham.....	22406
10.	Larry Costello.....	18624

### MOST FIELD GOALS

1.	Hal Greer.....	8504
2.	Julius Erving.....	7237
3.	Allen Iverson.....	6962
4.	Dolph Schayes.....	5863
5.	Billy Cunningham.....	5116
6.	Charles Barkley.....	5025
7.	John (Red) Kerr.....	4623
8.	Maurice Cheeks.....	4192
9.	Chet Walker.....	3318
10.	Andre Iguodala.....	3301

## 76ERS INDIVIDUAL CAREER RECORDS

Most Seasons With Franchise	15	Dolph Schayes, Hal Greer.....	1949-64, 1958-73
Most Games Played	1122	Hal Greer.....	1958-73
Most Points	21586	Hal Greer.....	1958-73
Scoring Average	27.6	Wilt Chamberlain.....	1965-68
Most Minutes Played	39788	Hal Greer.....	1958-73
Most Field Goals	8504	Hal Greer.....	1958-73
Most Field Goals Attempted	18811	Hal Greer.....	1958-73
Field Goal Percentage	.583	Wilt Chamberlain.....	1965-68
Three-Point Field Goals Made	885	Allen Iverson.....	1996-07, 2009-10
Three-Point Field Goals Attempted	2864	Allen Iverson.....	1996-07, 2009-10
Three-Point Field Goal Percentage	.426	Dana Barros.....	1993-95
Most Free Throws	6712	Dolph Schayes.....	1949-64
Most Free Throws Attempted	7904	Dolph Schayes.....	1949-64
Free Throw Percentage	.886	Jodie Meeks.....	2009-12
Most Rebounds	11256	Dolph Schayes.....	1949-64
Most Offensive Rebounds	2688	Charles Barkley.....	1984-92
Most Defensive Rebounds	4391	Charles Barkley.....	1984-92
Most Assists	6212	Maurice Cheeks.....	1978-89
Most Personal Fouls	3855	Hal Greer.....	1958-73
Most Disqualifications	90	Dolph Schayes.....	1949-64
Most Steals	1942	Maurice Cheeks.....	1978-89
Most Blocked Shots	1293	Julius Erving.....	1976-87
Turnovers	2662	Allen Iverson.....	1996-07, 2009-10

## ALL-TIME INDIVIDUAL HIGHS (CAREER)

### MOST FIELD GOALS ATTEMPTED

1.	Hal Greer.....	18811
2.	Allen Iverson.....	16543
3.	Dolph Schayes.....	15427
4.	Julius Erving.....	14276
5.	Billy Cunningham.....	11467
6.	John (Red) Kerr.....	11059
7.	Charles Barkley.....	8722
8.	Maurice Cheeks.....	7940
9.	Fred Carter.....	7539
10.	Chet Walker.....	7254

### FIELD GOAL PERCENTAGE

*Min. of 500 FGM*

1.	Wilt Chamberlain.....	.583
2.	Charles Barkley.....	.576
3.	Ben Simmons.....	.560
4.	Darryl Dawkins.....	.555
5.	Bobby Jones.....	.542
6.	Maurice Cheeks.....	.528
7.	Samuel Dalembert.....	.527
8t.	Darrall Imhoff.....	.510
8t.	Jahlil Okafor.....	.510
10.	Julius Erving.....	.507

### THREE POINT FIELD GOALS

*3-PT field goals have been compiled since 1979-80*

1.	Allen Iverson.....	885
2.	Robert Covington.....	707
3.	Kyle Korver.....	661
4.	Andre Iguodala.....	563
5.	Hersey Hawkins.....	476
6.	JJ Redick.....	433
7.	Lou Williams.....	373
8.	Hollis Thompson.....	357
9.	Dana Barros.....	332
10.	Jrue Holiday.....	299

### THREE POINT FIELD GOALS ATTEMPTED

*3-PT FGA have been compiled since 1979-80*

1.	Allen Iverson.....	2864
2.	Robert Covington.....	1967
3.	Andre Iguodala.....	1700
4.	Kyle Korver.....	1618
5.	Hersey Hawkins.....	1172
6.	Lou Williams.....	1107
7.	JJ Redick.....	1065
8.	Hollis Thompson.....	917
9.	Charles Barkley.....	888
10.	Aaron McKie.....	842

### THREE POINT FIELD GOAL PERCENTAGE

*3-PT FG PCT has been compiled since 1979-80  
Min. 60 3FGM*

1.	Dana Barros.....	.426
2.	Kyle Korver.....	.409
3.	JJ Redick.....	.407
4.	Hersey Hawkins.....	.406
5.	Hollis Thompson.....	.389
6.	Willie Burton.....	.385
7.	Mike Scott.....	.384
8.	Jodie Meeks.....	.383
9.	Furkan Korkmaz.....	.377
10.	Gerald Henderson.....	.376

### MOST FREE THROWS

1.	Dolph Schayes.....	6979
2.	Allen Iverson.....	5024
3.	Hal Greer.....	4578
4.	Charles Barkley.....	3920
5.	Julius Erving.....	3844
6.	Billy Cunningham.....	3394
7.	Moses Malone.....	2589
8.	John (Red) Kerr.....	2453
9.	Chet Walker.....	2407
10.	Andre Iguodala.....	2257


### MOST FREE THROWS ATTEMPTED

1.	Dolph Schayes.....	8274
2.	Allen Iverson.....	6457
3.	Hal Greer.....	5717
4.	Charles Barkley.....	5347
5.	Julius Erving.....	4950
6.	Billy Cunningham.....	4717
7.	John (Red) Kerr.....	3410
8.	Moses Malone.....	3320
9.	Chet Walker.....	3255
10.	Wilt Chamberlain.....	3163

### FREE THROW PERCENTAGE

*Min. of 200 FTM*

1.	JJ Redick.....	.899
2.	Jodie Meeks.....	.886
3.	Kyle Korver.....	.880
4.	Mike Gminski.....	.873
5.	Dana Barros.....	.872
6t.	Jeff Hornacek.....	.868
6t.	Jimmy Butler.....	.868
8.	Hersey Hawkins.....	.867
9.	Johnny Dawkins.....	.851
10.	Dolph Schayes.....	.849



*Dana Barros connected on a franchise-record 42.6 percent from three-point range in two seasons with the 76ers (1993-95).*



## ALL-TIME INDIVIDUAL HIGHS (CAREER)

### MOST REBOUNDS

*Rebounds have been compiled since 1950-51*

1.	Dolph Schayes.....	11256
2.	John (Red) Kerr.....	9506
3.	Charles Barkley.....	7079
4.	Billy Cunningham.....	6638
5.	Wilt Chamberlain.....	6632
6.	Hal Greer.....	5665
7.	Julius Erving.....	5601
8t.	Samuel Dalembert.....	4844
8t.	Luke Jackson.....	4613
10.	Caldwell Jones.....	4454

### OFFENSIVE REBOUNDS

*Offensive rebounds have been compiled since 1973-74*

1.	Charles Barkley.....	2688
2.	Julius Erving.....	2067
3.	Moses Malone.....	1627
4.	Samuel Dalembert.....	1561
5.	Steve Mix.....	1318
6.	Clarence Weatherspoon.....	1142
7.	Caldwell Jones.....	1115
8.	Thaddeus Young.....	1027
9.	Bobby Jones.....	950
10.	George McGinnis.....	866

### DEFENSIVE REBOUNDS

*Defensive rebounds have been compiled since 1973-74*

1.	Charles Barkley.....	4391
2.	Julius Erving.....	3534
3.	Caldwell Jones.....	3339
4.	Samuel Dalembert.....	3283
5.	Andre Iguodala.....	2934
6.	Moses Malone.....	2646
7.	Clarence Weatherspoon.....	2573
8.	Steve Mix.....	2453
9.	Darryl Dawkins.....	2323
10.	Allen Iverson.....	2171

### MOST ASSISTS

1.	Maurice Cheeks.....	6212
2.	Hal Greer.....	4540
3.	Allen Iverson.....	4385
4.	Julius Erving.....	3224
5.	Dolph Schayes.....	3072
6.	Andre Iguodala.....	2991
7.	Eric Snow.....	2965
8.	Larry Costello.....	2901
9.	Billy Cunningham.....	2625
10.	Paul Seymour.....	2335

### MOST PERSONAL FOULS

1.	Hal Greer.....	3855
2.	Dolph Schayes.....	3664
3.	Billy Cunningham.....	2431
4.	Julius Erving.....	2286
5.	John (Red) Kerr.....	2139
6.	Larry Costello.....	2107
7.	Al Bianchi.....	2069
8.	Charles Barkley.....	2045
9.	Maurice Cheeks.....	1934
10.	Samuel Dalembert.....	1844

### MOST DISQUALIFICATIONS

*Disqualifications have been compiled since 1950-51*

1.	Dolph Schayes.....	90
2.	Hal Greer.....	72
3.	Billy Cunningham.....	64
4.	Al Bianchi.....	54
5.	Larry Costello.....	47
6.	Earl Lloyd.....	41
7.	Dave Gambee.....	39
8t.	John (Red) Kerr.....	34
8t.	Darryl Dawkins.....	34
10.	Charles Barkley.....	33

### MOST STEALS

*Steals have been compiled since 1973-74*

1.	Maurice Cheeks.....	1942
2.	Allen Iverson.....	1644
3.	Julius Erving.....	1508
4.	Andre Iguodala.....	1076
5.	Charles Barkley.....	1007
6.	Steve Mix.....	851
7.	Bobby Jones.....	727
8.	Hersey Hawkins.....	722
9.	Thaddeus Young.....	708
10.	Eric Snow.....	702

### BLOCKED SHOTS

*Blocked Shots have been compiled since 1973-74*

1.	Julius Erving.....	1293
2.	Samuel Dalembert.....	1131
3.	Caldwell Jones.....	926
4.	Theo Ratliff.....	710
5.	Bobby Jones.....	694
6.	Darryl Dawkins.....	635
7.	Charles Barkley.....	606
8.	Manute Bol.....	580
9.	Clarence Weatherspoon.....	496
10.	Moses Malone.....	478

### TURNOVERS

*Turnovers have been compiled since 1977-78*

1.	Allen Iverson.....	2662
2.	Julius Erving.....	2323
3.	Charles Barkley.....	2127
4.	Maurice Cheeks.....	1970
5.	Andre Iguodala.....	1460
6.	Andrew Toney.....	1394
7.	Moses Malone.....	1120
8.	Bobby Jones.....	1023
9.	Eric Snow.....	967
10.	Clarence Weatherspoon.....	947

## ALL-TIME ROOKIE LEADERS (SEASON)

### POINTS

Player	Year	PTS
1. Allen Iverson	1996-97	1787
2. Jerry Stackhouse	1995-96	1384
3. Clarence Weatherspoon	1992-93	1280
4. Ben Simmons	2017-18	1279
5. Lee Shaffer	1961-62	1267
6. Hersey Hawkins	1988-89	1196
7. Michael Carter-Williams	2013-14	1167
8. Charles Barkley	1984-85	1148
9. Billy Cunningham	1965-66	1143
10. Luke Jackson	1964-65	1126

### MOST FIELD GOALS

Player	Year	FG
1. Allen Iverson	1996-97	625
2. Ben Simmons	2017-18	544
3. Lee Shaffer	1961-62	514
4. Clarence Weatherspoon	1992-93	494
5. Jerry Stackhouse	1995-96	452

### MOST FIELD GOALS ATTEMPTED

Player	Year	FGA
1. Allen Iverson	1996-97	1504
2. Lee Shaffer	1961-62	1180
3. Jerry Stackhouse	1995-96	1091
4. Michael Carter-Williams	2013-14	1054
5. Clarence Weatherspoon	1992-93	1053

### MOST THREE-POINT FIELD GOALS

Player	Year	3FGM
1. Allen Iverson	1996-97	155
2. Dario Šarić	2016-17	106
3. Landry Shamet	2018-19	99
4. Jerry Stackhouse	1995-96	93
5. Kyle Korver	2003-04	81

### MOST THREE-POINT FIELD GOAL ATTEMPTS

Player	Year	3FGA
1. Allen Iverson	1996-97	455
2. Dario Šarić	2016-17	341
3. Jerry Stackhouse	1995-96	292
4. Landry Shamet	2018-19	245
5. Michael Carter-Williams	2013-14	208

### MOST FREE THROWS MADE

Player	Year	FTM
1. Jerry Stackhouse	1995-96	387
2. Allen Iverson	1996-97	382
3. Dolph Schayes	1949-50	376
4. Charles Barkley	1984-85	293
5. Clarence Weatherspoon	1992-93	291

### MOST FREE THROW ATTEMPTS

Player	Year	FTA
1. Allen Iverson	1996-97	544
2. Jerry Stackhouse	1995-96	518
3. Dolph Schayes	1949-50	486
4. Billy Cunningham	1965-66	443
5. Clarence Weatherspoon	1992-93	408

### MOST REBOUNDS

Player	Year	REB
1. Luke Jackson	1964-65	980
2. Charles Barkley	1984-85	703
3. Ben Simmons	2017-18	659
4. Nerlens Noel	2014-15	611
5. Billy Cunningham	1965-66	599



Allen Iverson set a franchise record with 1,787 points during his rookie season in 1996-97.

### MOST ASSISTS

Player	Year	AST
1. Ben Simmons	2017-18	661
2. Allen Iverson	1996-97	567
3. Michael Carter-Williams	2013-14	441
4. Maurice Cheeks	1978-79	431
5. T.J. McConnell	2015-16	367

### MOST STEALS

Player	Year	STL
1. Maurice Cheeks	1978-79	174
2. Allen Iverson	1996-97	157
3. Ben Simmons	2017-18	140
4. Andre Iguodala	2004-05	138
5. Nerlens Noel	2014-15	133

### MOST TURNOVERS

Player	Year	TO
1. Allen Iverson	1996-97	337
2. Ben Simmons	2017-18	278
3. Jerry Stackhouse	1995-96	252
4. Michael Carter-Williams	2013-14	247
5. Andrew Toney	1980-81	219

### MOST BLOCKED SHOTS

Player	Year	BLK
1. Shawn Bradley	1993-94	147
2. Nerlens Noel	2014-15	142
3. Sharone Wright	1994-95	104
4. Charles Barkley	1984-85	80
5. Jerry Stackhouse	1995-96	79





# RECORDS

## FRANCHISE SCORING LEADERS (CAREER)

	PLAYERS	Years	G	FG	3FG	FT	PTS	AVG
1.	Hal Greer	1958-73	1122	8504	---	4578	21586	19.2
2.	Allen Iverson	1996-07/2009-10	722	6962	885	5122	19931	27.6
3.	Dolph Schayes	1949-64	1059	6134	---	6979	19247	18.2
4.	Julius Erving	1976-87	836	7237	46	3844	18364	22.0
5.	Charles Barkley	1984-92	610	5025	214	3920	14184	23.3
6.	Billy Cunningham	1965-72/1974-76	654	5116	---	3394	13626	20.8
7.	John (Red) Kerr	1954-65	834	4623	---	2453	11699	14.0
8.	Maurice Cheeks	1978-89	853	4192	40	2005	10429	12.2
9.	Andre Iguodala	2004-2012	615	3301	563	2257	9422	15.3
10.	Chet Walker	1962-69	558	3318	---	2407	9043	16.2
11.	Larry Costello	1957-68	615	2863	---	2231	7957	12.9
12.	Fred Carter	1971-77	409	3248	---	1177	7673	18.8
13.	Hersey Hawkins	1988-93	403	2626	476	1929	7657	19.0
14.	Wilt Chamberlain	1964-68	277	3105	---	1441	7651	27.6
15.	Steve Mix	1974-82	668	2893	5	1768	7559	11.3
16.	Moses Malone	1982-94/1993-94	357	2461	0	2589	7511	21.0
17.	Andrew Toney	1980-88	468	2859	138	1602	7458	15.9
18.	Doug Collins	1973-81	415	2927	0	1573	7427	17.9
19.	Thaddeus Young	2007-2014	516	3018	208	834	7078	13.7
20.	Clarence Weatherspoon	1992-98	448	2669	10	1519	6867	15.3
21.	Bobby Jones	1978-86	617	2471	0	1643	6585	10.7
22.	Paul Seymour	1949-60	693	2211	---	1853	6275	9.1
23.	Al Bianchi	1956-66	687	2212	---	1126	5550	8.1
24.	Dave Gambee	1960-67	475	1932	---	1590	5454	11.5
25.	Wali Jones	1965-71	454	2117	---	995	5229	11.5
26.	Luke Jackson	1965-72	522	2004	---	1162	5170	9.9
27.	Lou Williams	2005-12	455	1730	373	1325	5158	11.3
28.	Ron Anderson	1988-93	393	2151	95	741	5138	13.1
29.	George McGinnis	1975-78	234	1894	---	1258	5046	21.6
30.	Darryl Dawkins	1975-82	448	2062	0	885	5009	11.2
31.	Joel Embiid	2016-19	158	1290	181	1072	3833	24.3
32.	Samuel Dalembert	2001-11	582	1934	0	842	4710	8.1
33.	Archie Clark	1968-71	241	1711	---	959	4381	18.2
34.	Eric Snow	1997-04	452	1589	35	1162	4375	9.7
35.	Aaron McKie	1997-05	536	1605	295	638	4143	7.3
36.	Jrue Holiday	2009-2013	298	1591	299	513	3994	13.4
37.	Willie Green	2003-11	422	1596	259	503	3954	9.4
38.	Derrick Coleman	1995-98/2001-04	283	1429	123	962	3943	13.9
39.	Robert Covington	2015-18	284	1210	677	577	3674	12.9
40.	George King, Jr.	1951-56	348	1282	---	1045	3609	10.4
41.	Mike Gminski	1987-91	240	1413	4	755	3585	14.9
42.	Kyle Korver	2003-2007	337	1221	661	424	3527	10.5
43.	Ben Simmons	2018-20	217	1459	2	633	3553	16.4
44.	Andre Miller	2007-2009	221	1368	19	755	3510	15.9
45.	Caldwell Jones	1977-82	482	1367	0	732	3466	7.2
46.	Earl Lloyd	1952-58	413	1279	---	874	3432	8.3
47.	Jerry Stackhouse	1995-98	175	1113	211	979	3416	19.5
48.	Billy Gabor	1949-55	365	1195	---	962	3352	9.2
49.	Johnny Dawkins	1990-94	313	1320	122	581	3343	10.7
50.	Elton Brand	2008-12/2015-16	263	1395	---	551	3341	12.7



# RECORDS

## YEARLY LEADERS

### MINUTES PLAYED - COMPILED SINCE 1950-51


1951-52	Red Rocha .....	2543
1952-53	Paul Seymour .....	2684
1953-54	Paul Seymour .....	2727
1954-55	Paul Seymour .....	2950
1955-56	Dolph Schayes .....	2517
1956-57	Dolph Schayes .....	2851
1957-58	Dolph Schayes .....	2318
1958-59	Larry Costello .....	2750
1959-60	Dolph Schayes .....	2741
1960-61	Dolph Schayes .....	3007
1961-62	John Kerr .....	2768
1962-63	Hal Greer .....	2631
1963-64	Hal Greer .....	3157
1964-65	Hal Greer .....	2600
1965-66	Wilt Chamberlain .....	3737
1966-67	Wilt Chamberlain .....	3682
1967-68	Wilt Chamberlain .....	3836
1968-69	Billy Cunningham .....	3345
1969-70	Billy Cunningham .....	3194
1970-71	Archie Clark .....	3245
1971-72	Billy Cunningham .....	2900
1972-73	Fred Carter .....	2993
1973-74	Fred Carter .....	3044
1974-75	Fred Carter .....	3046
1975-76	Steve Mix .....	3039
1976-77	Julius Erving .....	2940
1977-78	Doug Collins .....	2770
1978-79	Julius Erving .....	2802
1979-80	Julius Erving .....	2812
1980-81	Julius Erving .....	2874
1981-82	Julius Erving .....	2789
1982-83	Moses Malone .....	2922
1983-84	Julius Erving .....	2683
1984-85	Moses Malone .....	2957
1985-86	Maurice Cheeks .....	3270
1986-87	Tim McCormick .....	2817
1987-88	Charles Barkley .....	3170
1988-89	Charles Barkley .....	3088
1989-90	Charles Barkley .....	3085
1990-91	Hersey Hawkins .....	3110
1991-92	Hersey Hawkins .....	3013
1992-93	Hersey Hawkins .....	2977
1993-94	Clarence Weatherspoon .....	3147
1994-95	Dana Barros .....	3318
1995-96	Clarence Weatherspoon .....	3096
1996-97	Jerry Stackhouse .....	3166
1997-98	Allen Iverson .....	3150
1998-99	Allen Iverson .....	1990
1999-00	Allen Iverson .....	2853
2000-01	Allen Iverson .....	2979
2001-02	Dikembe Mutombo .....	2907
2002-03	Allen Iverson .....	3485
2003-04	Eric Snow .....	2966
2004-05	Allen Iverson .....	3174
2005-06	Allen Iverson .....	3103
2006-07	Andre Iguodala .....	3062
2007-08	Andre Iguodala .....	3242
2008-09	Andre Iguodala .....	3269
2009-10	Andre Iguodala .....	3193
2010-11	Jrue Holiday .....	2901
2011-12	Andre Iguodala .....	2209
2012-13	Jrue Holiday .....	2926
2013-14	Thaddeus Young .....	2718
2014-15	Nerlens Noel .....	2311
2015-16	Hollis Thompson .....	2154
2016-17	Nik Stauskas .....	2188
2017-18	Ben Simmons .....	2732
2019-20	Tobias Harris .....	2469

### TOTAL POINTS

1949-50	Dolph Schayes .....	1072
1950-51	Dolph Schayes .....	1121
1951-52	Dolph Schayes .....	868
1952-53	Dolph Schayes .....	1262
1953-54	Dolph Schayes .....	1228
1954-55	Dolph Schayes .....	1333
1955-56	Dolph Schayes .....	1472
1956-57	Dolph Schayes .....	1617
1957-58	Dolph Schayes .....	1791
1958-59	Dolph Schayes .....	1534
1959-60	Dolph Schayes .....	1689
1960-61	Dolph Schayes .....	1868
1961-62	Hal Greer .....	1619
1962-63	Hal Greer .....	1562
1963-64	Hal Greer .....	1865
1964-65	Hal Greer .....	1413
1965-66	Wilt Chamberlain .....	2649
1966-67	Wilt Chamberlain .....	1956
1967-68	Wilt Chamberlain .....	1992
1968-69	Billy Cunningham .....	2034
1969-70	Billy Cunningham .....	2114
1970-71	Billy Cunningham .....	1859
1971-72	Billy Cunningham .....	1744
1972-73	Fred Carter .....	1617
1973-74	Fred Carter .....	1666
1974-75	Fred Carter .....	1686
1975-76	George McGinnis .....	1769
1976-77	Julius Erving .....	1770
1977-78	George McGinnis .....	1587
1978-79	Julius Erving .....	1803
1979-80	Julius Erving .....	2100
1980-81	Julius Erving .....	2014
1981-82	Julius Erving .....	1974
1982-83	Moses Malone .....	1908
1983-84	Julius Erving .....	1727
1984-85	Moses Malone .....	1941
1985-86	Moses Malone .....	1759
1986-87	Charles Barkley .....	1564
1987-88	Charles Barkley .....	2264
1988-89	Charles Barkley .....	2037
1989-90	Charles Barkley .....	1989
1990-91	Charles Barkley .....	1849
1991-92	Charles Barkley .....	1730
1992-93	Hersey Hawkins .....	1643
1993-94	Clarence Weatherspoon .....	1506
1994-95	Dana Barros .....	1686
1995-96	Jerry Stackhouse .....	1384
1996-97	Allen Iverson .....	1787
1997-98	Allen Iverson .....	1758
1998-99	Allen Iverson .....	1284
1999-00	Allen Iverson .....	1989
2000-01	Allen Iverson .....	2207
2001-02	Allen Iverson .....	1883
2002-03	Allen Iverson .....	2262
2003-04	Allen Iverson .....	1266
2004-05	Allen Iverson .....	2302
2005-06	Allen Iverson .....	2377
2006-07	Andre Iguodala .....	1386
2007-08	Andre Iguodala .....	1630
2008-09	Andre Iguodala .....	1541
2009-10	Andre Iguodala .....	1401
2010-11	Elton Brand .....	1217
2011-12	Andre Iguodala .....	2209
2012-13	Jrue Holiday .....	1383
2013-14	Thaddeus Young .....	1417
2014-15	Robert Covington .....	943
2015-16	Jahlil Okafor .....	928
2016-17	Dario Šarić .....	1040



## YEARLY LEADERS



*Julius Erving, one of the most prolific players in Sixers history, led the team in scoring average in six-straight seasons (1976-82).*

### TOTAL POINTS CONT.

2017-18	Joel Embiid.....	1445
2018-19	Joel Embiid.....	1761
2019-20	Tobias Harris.....	1411

### AVERAGE POINTS - MINIMUM OF 20

1949-50	Dolph Schayes.....	16.8
1950-51	Dolph Schayes.....	17.0
1951-52	Dolph Schayes.....	13.8
1952-53	Dolph Schayes.....	17.8
1953-54	Dolph Schayes.....	17.1
1954-55	Dolph Schayes.....	18.5
1955-56	Dolph Schayes.....	20.4
1956-57	Dolph Schayes.....	22.5
1957-58	Dolph Schayes.....	24.9
1958-59	Dolph Schayes.....	21.3
1959-60	Dolph Schayes.....	22.5
1960-61	Dolph Schayes.....	23.6
1961-62	Hal Greer.....	22.8
1962-63	Hal Greer.....	19.5
1963-64	Hal Greer.....	23.3
1964-65	Wilt Chamberlain.....	30.1
1965-66	Wilt Chamberlain.....	33.5
1966-67	Wilt Chamberlain.....	24.1
1967-68	Wilt Chamberlain.....	24.3
1968-69	Billy Cunningham.....	24.8
1969-70	Billy Cunningham.....	26.1
1970-71	Billy Cunningham.....	23.0
1971-72	Billy Cunningham.....	23.3
1972-73	Fred Carter.....	20.0
1973-74	Fred Carter.....	21.4
1974-75	Fred Carter.....	21.9
1975-76	George McGinnis.....	23.0
1976-77	Julius Erving.....	21.6
1977-78	Julius Erving.....	20.6
1978-79	Julius Erving.....	23.1
1979-80	Julius Erving.....	26.9
1980-81	Julius Erving.....	24.6
1981-82	Julius Erving.....	24.4
1982-83	Moses Malone.....	24.5
1983-84	Moses Malone.....	22.7
1984-85	Moses Malone.....	24.6
1985-86	Moses Malone.....	23.8
1986-87	Charles Barkley.....	23.0

1987-88	Charles Barkley.....	28.3
1988-89	Charles Barkley.....	25.8
1989-90	Charles Barkley.....	25.2
1990-91	Charles Barkley.....	27.6
1991-92	Charles Barkley.....	23.1
1992-93	Hersey Hawkins.....	20.3
1993-94	Clarence Weatherspoon.....	18.4
1994-95	Dana Barros.....	20.6
1995-96	Jerry Stackhouse.....	19.2
1996-97	Allen Iverson.....	23.5
1997-98	Allen Iverson.....	22.0
1998-99	Allen Iverson.....	26.8
1999-00	Allen Iverson.....	28.4
2000-01	Allen Iverson.....	31.1
2001-02	Allen Iverson.....	31.4
2002-03	Allen Iverson.....	27.6
2003-04	Allen Iverson.....	26.4
2004-05	Allen Iverson.....	30.7
2005-06	Allen Iverson.....	33.0
2006-07	Andre Iguodala.....	18.2
2007-08	Andre Iguodala.....	19.9
2008-09	Andre Iguodala.....	18.8
2009-10	Andre Iguodala.....	17.1
2010-11	Elton Brand.....	15.0
2011-12	Lou Williams.....	14.9
2012-13	Jrue Holiday.....	17.7
2013-14	Thaddeus Young.....	17.9
2014-15	Tony Wroten.....	16.9
2015-16	Jahlil Okafor.....	17.5
2016-17	Joel Embiid.....	20.2
2017-18	Joel Embiid.....	22.9
2018-19	Joel Embiid.....	27.5
2019-20	Joel Embiid.....	23.0

### FIELD GOALS MADE

1949-50	Dolph Schayes.....	348
1950-51	Dolph Schayes.....	332
1951-52	Red Rocha.....	300
1952-53	Dolph Schayes.....	375
1953-54	Dolph Schayes.....	370
1954-55	Dolph Schayes.....	422
1955-56	Dolph Schayes.....	465
1956-57	Dolph Schayes.....	496
1957-58	Dolph Schayes.....	581
1958-59	Dolph Schayes.....	504
1959-60	Dolph Schayes.....	578
1960-61	Hal Greer.....	623
1961-62	Hal Greer.....	644
1962-63	Hal Greer.....	600
1963-64	Hal Greer.....	715
1964-65	Hal Greer.....	540
1965-66	Wilt Chamberlain.....	1074
1966-67	Wilt Chamberlain.....	785
1967-68	Wilt Chamberlain.....	819
1968-69	Billy Cunningham.....	739
1969-70	Billy Cunningham.....	802
1970-71	Billy Cunningham.....	702
1971-72	Billy Cunningham.....	658
1972-73	Fred Carter.....	679
1973-74	Fred Carter.....	706
1974-75	Fred Carter.....	715
1975-76	Fred Carter.....	665
1976-77	Julius Erving.....	685
1977-78	Doug Collins.....	643
1978-79	Julius Erving.....	715
1979-80	Julius Erving.....	838
1980-81	Julius Erving.....	794
1981-82	Julius Erving.....	780
1982-83	Moses Malone.....	654





# RECORDS

## YEARLY LEADERS

### FIELD GOALS MADE CONT.

1983-84	Julius Erving.....	678
1984-85	Julius Erving.....	610
1985-86	Charles Barkley.....	595
1986-87	Charles Barkley.....	557
1987-88	Charles Barkley.....	753
1988-89	Charles Barkley.....	700
1989-90	Charles Barkley.....	706
1990-91	Charles Barkley.....	665
1991-92	Charles Barkley.....	622
1992-93	Jeff Hornacek.....	582
1993-94	Clarence Weatherspoon.....	602
1994-95	Dana Barros.....	571
1995-96	Clarence Weatherspoon.....	491
1996-97	Allen Iverson.....	625
1997-98	Allen Iverson.....	649
1998-99	Allen Iverson.....	435
1999-00	Allen Iverson.....	729
2000-01	Allen Iverson.....	762
2001-02	Allen Iverson.....	665
2002-03	Allen Iverson.....	804
2003-04	Allen Iverson.....	435
2004-05	Allen Iverson.....	771
2005-06	Allen Iverson.....	815
2006-07	Andre Iguodala.....	443
2007-08	Andre Iguodala.....	582
2008-09	Andre Iguodala.....	542
2009-10	Andre Iguodala.....	496
2010-11	Elton Brand.....	502
2011-12	Jrue Holiday.....	360
2012-13	Jrue Holiday.....	555
2013-14	Thaddeus Young.....	582
2014-15	Nerlens Noel.....	302
2015-16	Jahlil Okafor.....	397
2015-16	Jahlil Okafor.....	397
2016-17	Dario Šarić.....	381
2017-18	Ben Simmons.....	544
2018-19	Joel Embiid.....	580
2019-20	Tobias Harris.....	553

### FIELD GOAL ATTEMPTS

1949-50	Dolph Schayes.....	903
1950-51	Dolph Schayes.....	930
1951-52	Red Rocha.....	749
1952-53	Dolph Schayes.....	1022
1953-54	Dolph Schayes.....	973
1954-55	Dolph Schayes.....	1103
1955-56	Dolph Schayes.....	1202
1956-57	Dolph Schayes.....	1308
1957-58	Dolph Schayes.....	1458
1958-59	Dolph Schayes.....	1304
1959-60	Dolph Schayes.....	1440
1960-61	Dolph Schayes.....	1595
1961-62	Hal Greer.....	1442
1962-63	Lee Shaffer.....	1393
1963-64	Hal Greer.....	1611
1964-65	Hal Greer.....	1245
1965-66	Wilt Chamberlain.....	1990
1966-67	Hal Greer.....	1524
1967-68	Hal Greer.....	1626
1968-69	Billy Cunningham.....	1736
1969-70	Billy Cunningham.....	1710
1970-71	Billy Cunningham.....	1519
1971-72	Billy Cunningham.....	1428
1972-73	Fred Carter.....	1614
1973-74	Fred Carter.....	1641
1974-75	Fred Carter.....	1598
1975-76	Fred Carter.....	1594
1976-77	George McGinnis.....	1439

1977-78	George McGinnis.....	1270
1978-79	Julius Erving.....	1455
1979-80	Julius Erving.....	1614
1980-81	Julius Erving.....	1524
1981-82	Julius Erving.....	1428
1982-83	Moses Malone.....	1305
1983-84	Julius Erving.....	1324
1984-85	Moses Malone.....	1284
1985-86	Moses Malone.....	1246
1986-87	Charles Barkley.....	937
1987-88	Charles Barkley.....	1283
1988-89	Charles Barkley.....	1208
1989-90	Charles Barkley.....	1177
1990-91	Charles Barkley.....	1251
1991-92	Hersey Hawkins.....	1126
1992-93	Jeff Hornacek.....	1239
1993-94	Clarence Weatherspoon.....	1246
1994-95	Clarence Weatherspoon.....	1238
1995-96	Jerry Stackhouse.....	1091
1996-97	Allen Iverson.....	1504
1997-98	Allen Iverson.....	1407
1998-99	Allen Iverson.....	1056
1999-00	Allen Iverson.....	1733
2000-01	Allen Iverson.....	1813
2001-02	Allen Iverson.....	1669
2002-03	Allen Iverson.....	1940
2003-04	Allen Iverson.....	1125
2004-05	Allen Iverson.....	1818
2005-06	Allen Iverson.....	1822
2006-07	Andre Iguodala.....	991
2007-08	Andre Iguodala.....	1277
2008-09	Andre Iguodala.....	1147
2009-10	Andre Iguodala.....	1120
2010-11	Jrue Holiday.....	999
2011-12	Lou Williams.....	782
2012-13	Jrue Holiday.....	1299
2013-14	Thaddeus Young.....	1283
2014-15	Robert Covington.....	756
2015-16	Jahlil Okafor.....	781
2016-17	Dario Šarić.....	927
2017-18	Joel Embiid.....	1056
2018-19	Joel Embiid.....	1,199
2019-20	Tobias Harris.....	1173

### FIELD GOAL PERCENTAGE - MINIMUM OF 100

149-50	Ed Peterson.....	42.8
1950-51	George Ratkovicz.....	41.5
1951-52	George King.....	40.6
1952-53	George King.....	40.2
1953-54	Billy Kenville.....	38.4
1954-55	John Kerr.....	41.9
1955-56	John Kerr.....	40.3
1956-57	John Kerr.....	40.3
1957-58	Larry Costello.....	42.6
1958-59	Hal Greer.....	45.4
1959-60	Hal Greer.....	47.6
1960-61	Larry Costello.....	48.2
1961-62	Hal Greer.....	44.7
1962-63	John Kerr.....	47.4
1963-64	Hal Greer.....	44.4
1964-65	Wilt Chamberlain.....	52.8
1965-66	Wilt Chamberlain.....	54.0
1966-67	Wilt Chamberlain.....	68.3
1967-68	Wilt Chamberlain.....	59.5
1968-69	Johnny Green.....	51.8
1969-70	Darall Imhoff.....	54.0
1970-71	Archie Clark.....	49.6
1971-72	Bill Bridges.....	50.9
1972-73	Dale Schlueter.....	52.4



## YEARLY LEADERS



In 2004-05, Kyle Korver set the single-season franchise record and tied for the NBA lead with 226 three-point field goals made.

### FIELD GOAL PERCENTAGE CONT.

1973-74	Steve Mix	47.5
1974-75	Doug Collins	48.8
1975-76	Doug Collins	51.3
1976-77	Darryl Dawkins	62.8
1977-78	Darryl Dawkins	57.5
1978-79	Eric Money	54.8
1979-80	Maurice Cheeks	54.0
1980-81	Darryl Dawkins	60.7
1981-82	Bobby Jones, Darryl Dawkins	56.4
1982-83	Bobby Jones	54.3
1983-84	Maurice Cheeks	55.0
1984-85	Maurice Cheeks	57.0
1985-86	Charles Barkley	57.2
1986-87	Charles Barkley	59.4
1987-88	Charles Barkley	58.7
1988-89	Charles Barkley	57.9
1989-90	Charles Barkley	60.0
1990-91	Charles Barkley	57.0
1991-92	Charles Barkley	55.2
1992-93	Hersey Hawkins, Jeff Hornacek	47.0
1993-94	Warren Kidd	59.2
1994-95	Jeff Malone	50.7
1995-96	Derrick Alston	51.2
1996-97	Scott Williams	50.9
1997-98	Theo Ratliff	51.2
1998-99	Matt Geiger	47.9
1999-00	Theo Ratliff	50.3
2000-01	Todd MacCulloch	58.9
2001-02	Dikembe Mutombo	50.1
2002-03	Brian Skinner	55.0
2003-04	Samuel Dalembert	54.1
2004-05	Samuel Dalembert	52.4
2005-06	Steven Hunter	60.1
2006-07	Steven Hunter	57.7
2007-08	Thaddeus Young	53.9
2008-09	Marreese Speights	50.2
2009-10	Samuel Dalembert	54.5
2010-11	Thaddeus Young	54.1
2011-12	Thaddeus Young	50.7

2012-13	Thaddeus Young	53.1
2013-14	Henry Sims	48.9
2014-15	Henry Sims	47.4
2015-16	Carl Landry	55.6
2016-17	Nerlens Noel	61.1
2017-18	Richaun Holmes	56.0
2018-19	Boban Marjanović	62.5
2019-20	Ben Simmons	58.0

### 3-PT FIELD GOALS MADE - compiled since 1979-80

1979-80	Henry Bibby	11
1980-81	Andrew Toney	9
1981-82	Andrew Toney	25
1982-83	Andrew Toney	22
1983-84	Andrew Toney	12
1984-85	Andrew Toney	39
1985-86	Charles Barkley	17
1986-87	Andrew Toney	22
1987-88	Gerald Henderson	67
1988-89	Hersey Hawkins	71
1989-90	Hersey Hawkins	84
1990-91	Hersey Hawkins	108
1991-92	Hersey Hawkins	91
1992-93	Hersey Hawkins	122
1993-94	Dana Barros	135
1994-95	Dana Barros	197
1995-96	Vernon Maxwell	146
1996-97	Allen Iverson	155
1997-98	Allen Iverson	70
1998-99	Allen Iverson	58
1999-00	Allen Iverson	89
2000-01	Allen Iverson	98
2001-02	Allen Iverson	78
2002-03	Allen Iverson	84
2003-04	Kyle Korver	81
2004-05	Kyle Korver	226
2005-06	Kyle Korver	184
2006-07	Kyle Korver	132
2007-08	Andre Iguodala	101
2008-09	Andre Iguodala	80
2009-10	Andre Iguodala	94
2010-11	Jodie Meeks	138
2011-12	Jodie Meeks	97
2012-13	Dorell Wright	135
2013-14	James Anderson	115
2014-15	Robert Covington	167
2015-16	Isaiah Canaan	176
2016-17	Robert Covington	137
2017-18	Robert Covington	203
2018-19	JJ Redick	240
2019-20	Furkan Korkmaz	143

### 3-PT FIELD GOAL ATTEMPTS - compiled since 1979-80

1979-80	Henry Bibby	52
1980-81	Andrew Toney	29
1981-82	Andrew Toney	59
1982-83	Andrew Toney	76
1983-84	Andrew Toney	38
1984-85	Andrew Toney	105
1985-86	Charles Barkley	75
1986-87	Charles Barkley	104
1987-88	Gerald Henderson	159
1988-89	Hersey Hawkins	166
1989-90	Hersey Hawkins	200
1990-91	Hersey Hawkins	270
1991-92	Hersey Hawkins	229
1992-93	Hersey Hawkins	307
1993-94	Dana Barros	354
1994-95	Dana Barros	425



## YEARLY LEADERS


### 3-PT FIELD GOAL ATTEMPTS CONT.

1995-96	Vernon Maxwell.....	460
1996-97	Allen Iverson.....	455
1997-98	Allen Iverson.....	235
1998-99	Allen Iverson.....	199
1999-00	Allen Iverson.....	261
2000-01	Allen Iverson.....	306
2001-02	Allen Iverson.....	268
2002-03	Allen Iverson.....	303
2003-04	Kyle Korver.....	207
2004-05	Kyle Korver.....	558
2005-06	Kyle Korver.....	438
2006-07	Kyle Korver.....	307
2007-08	Andre Iguodala.....	307
2008-09	Andre Iguodala.....	261
2009-10	Andre Iguodala.....	303
2010-11	Jodie Meeks.....	348
2011-12	Jodie Meeks.....	266
2012-13	Dorell Wright.....	361
2013-14	James Anderson.....	351
2014-15	Robert Covington.....	446
2015-16	Isaiah Canaan.....	485
2016-17	Robert Covington.....	412
2017-18	Robert Covington.....	550
2018-19	JJ Redick.....	605
2019-20	Tobias Harris.....	357

### 3-PT FIELD GOAL PERCENTAGE

Compiled since 1979-80 - Minimum of 20

1979-80	Henry Bibby.....	21.2
1980-81	Andrew Toney.....	31.0
1981-82	Andrew Toney.....	42.4
1982-83	Andrew Toney.....	28.9
1983-84	Maurice Cheeks.....	40.0
1984-85	Andrew Toney.....	37.1
1985-86	Leon Wood.....	44.8
1986-87	Andrew Toney.....	32.8
1987-88	Gerald Henderson.....	42.1
1988-89	Hersey Hawkins.....	42.8
1989-90	Hersey Hawkins.....	42.0
1990-91	Hersey Hawkins.....	40.0
1991-92	Hersey Hawkins.....	39.7
1992-93	Hersey Hawkins.....	39.7
1993-94	Dana Barros.....	38.1
1994-95	Dana Barros.....	46.4
1995-96	Scott Skiles.....	44.1
1996-97	Rex Walters.....	38.5
1997-98	Tim Thomas.....	36.3
1998-99	George Lynch.....	39.1
1999-00	Aaron McKie.....	36.4
2000-01	Toni Kukoc.....	41.0
2001-02	Aaron McKie.....	39.8
2002-03	Keith Van Horn.....	36.9
2003-04	Aaron McKie.....	43.6
2004-05	Kyle Korver.....	40.5
2005-06	Kyle Korver.....	42.0
2006-07	Kyle Korver.....	43.0
2007-08	Lou Williams.....	35.9
2008-09	Thaddeus Young.....	34.1
2009-10	Jrue Holiday.....	39.0
2010-11	Jodie Meeks.....	39.7
2011-12	Andre Iguodala.....	39.4
2012-13	Dorell Wright.....	37.4
2013-14	Hollis Thompson.....	40.1
2014-15	Hollis Thompson.....	40.1
2015-16	Hollis Thompson.....	38.0
2016-17	Nik Stauskas.....	36.8
2017-18	T.J. McConnell.....	435
2018-19	Mike Scott.....	412



Billy Cunningham (No. 32) led the Sixers in free throws made in four consecutive seasons (1968-72).


2019-20	Shake Milton.....	43.0
---------	-------------------	------

### FREE THROWS MADE

1949-50	Dolph Schayes.....	376
1950-51	Dolph Schayes.....	457
1951-52	Dolph Schayes.....	342
1952-53	Dolph Schayes.....	512
1953-54	Dolph Schayes.....	488
1954-55	Dolph Schayes.....	489
1955-56	Dolph Schayes.....	542
1956-57	Dolph Schayes.....	625
1957-58	Dolph Schayes.....	629
1958-59	Dolph Schayes.....	526
1959-60	Dolph Schayes.....	533
1960-61	Dolph Schayes.....	680
1961-62	Dave Gambee.....	384
1962-63	Hal Greer.....	362
1963-64	Hal Greer.....	435
1964-65	Hal Greer.....	335
1965-66	Wilt Chamberlain.....	501
1966-67	Chet Walker.....	445
1967-68	Hal Greer.....	422
1968-69	Billy Cunningham.....	556
1969-70	Billy Cunningham.....	510
1970-71	Billy Cunningham.....	455
1971-72	Billy Cunningham.....	428
1972-73	Fred Carter.....	259
1973-74	Tom Van Arsdale.....	298
1974-75	Bill Cunningham.....	345
1975-76	George McGinnis.....	475
1976-77	Julius Erving.....	400
1977-78	Lloyd Free & McGinnis.....	411
1978-79	Julius Erving.....	373
1979-80	Julius Erving.....	420
1980-81	Julius Erving.....	422
1981-82	Julius Erving.....	411
1982-83	Moses Malone.....	600
1983-84	Moses Malone.....	545
1984-85	Moses Malone.....	737
1985-86	Moses Malone.....	617
1986-87	Charles Barkley.....	429



## YEARLY LEADERS



*Wilt Chamberlain set franchise records in total points (2,649), scoring (33.5 ppg), field goals made (1074), field goal attempts (1990) and free throws attempted (976) during the 1965-66 season.*

### FREE THROWS MADE CONT.

1987-88	Charles Barkley.....	714
1988-89	Charles Barkley.....	602
1989-90	Charles Barkley.....	557
1990-91	Charles Barkley.....	475
1991-92	Charles Barkley.....	454
1992-93	Hersey Hawkins.....	419
1993-94	Clarence Weatherspoon.....	298
1994-95	Dana Barros.....	347
1995-96	Jerry Stackhouse.....	387
1996-97	Jerry Stackhouse.....	511
1997-98	Allen Iverson.....	390
1998-99	Allen Iverson.....	356
1999-00	Allen Iverson.....	442
2000-01	Allen Iverson.....	585
2001-02	Allen Iverson.....	475
2002-03	Allen Iverson.....	570
2003-04	Allen Iverson.....	339
2004-05	Allen Iverson.....	656
2005-06	Allen Iverson.....	675
2006-07	Andre Iguodala.....	452
2007-08	Andre Iguodala.....	365
2008-09	Andre Iguodala.....	377
2009-10	Andre Iguodala.....	315
2010-11	Lou Williams.....	293
2011-12	Lou Williams.....	237
2012-13	Jrue Holiday.....	182
2013-14	Michael Carter-Williams.....	258
2014-15	Robert Covington.....	178
2015-16	Jerami Grant.....	212
2016-17	Joel Embiid.....	191
2017-18	Joel Embiid.....	359
2018-19	Joel Embiid.....	522
2019-20	Joel Embiid.....	351

### FREE THROWS ATTEMPTED

1949-50	Dolph Schayes.....	486
1950-51	Dolph Schayes.....	608


1951-52	Dolph Schayes.....	424
1952-53	Dolph Schayes.....	619
1953-54	Dolph Schayes.....	590
1954-55	Dolph Schayes.....	587
1955-56	Dolph Schayes.....	632
1956-57	Dolph Schayes.....	691
1957-58	Dolph Schayes.....	696
1958-59	Dolph Schayes.....	609
1959-60	Dolph Schayes.....	597
1960-61	Dolph Schayes.....	783
1961-62	Dolph Schayes.....	470
1962-63	Hal Greer.....	434
1963-64	Hal Greer.....	525
1964-65	Hal Greer.....	413
1965-66	Wilt Chamberlain.....	976
1966-67	Wilt Chamberlain.....	875
1967-68	Wilt Chamberlain.....	932
1968-69	Billy Cunningham.....	754
1969-70	Billy Cunningham.....	700
1970-71	Billy Cunningham.....	620
1971-72	Billy Cunningham.....	601
1972-73	Fred Carter.....	368
1973-74	Fred Carter.....	358
1974-75	Billy Cunningham.....	444
1975-76	George McGinnis.....	642
1976-77	George McGinnis.....	546
1977-78	George McGinnis.....	574
1978-79	Julius Erving.....	501
1979-80	Julius Erving.....	534
1980-81	Julius Erving.....	536
1981-82	Julius Erving.....	539
1982-83	Moses Malone.....	788
1983-84	Moses Malone.....	727
1984-85	Moses Malone.....	904
1985-86	Moses Malone.....	784
1986-87	Charles Barkley.....	564
1987-88	Charles Barkley.....	951
1988-89	Charles Barkley.....	799
1989-90	Charles Barkley.....	744
1990-91	Charles Barkley.....	658
1991-92	Charles Barkley.....	653
1992-93	Hersey Hawkins.....	487
1993-94	Clarence Weatherspoon.....	430
1994-95	Dana Barros.....	386
1995-96	Jerry Stackhouse.....	518
1996-97	Jerry Stackhouse.....	667
1997-98	Allen Iverson.....	535
1998-99	Allen Iverson.....	474
1999-00	Allen Iverson.....	620
2000-01	Allen Iverson.....	719
2001-02	Allen Iverson.....	585
2002-03	Allen Iverson.....	736
2003-04	Allen Iverson.....	455
2004-05	Allen Iverson.....	786
2005-06	Allen Iverson.....	829
2006-07	Andre Iguodala.....	551
2007-08	Andre Iguodala.....	506
2008-09	Andre Iguodala.....	521
2009-10	Andre Iguodala.....	430
2010-11	Lou Williams.....	356
2011-12	Lou Williams.....	292
2012-13	Jrue Holiday.....	242
2013-14	Michael Carter-Williams.....	367
2014-15	Robert Covington.....	217
2015-16	Jerami Grant.....	322
2016-17	Joel Embiid.....	244
2017-18	Joel Embiid.....	467
2018-19	Joel Embiid.....	649
2019-20	Joel Embiid.....	435



## YEARLY LEADERS

### FREE THROW PERCENTAGE - Minimum of 50

1949-50	Al Cervi.....	89.2
1950-51	Fred Scolari.....	84.3
1951-52	Al Cervi.....	88.3
1952-53	Dolph Schayes.....	82.7
1953-54	Dolph Schayes.....	82.7
1954-55	Dolph Schayes.....	83.3
1955-56	Dolph Schayes.....	85.8
1956-57	Dolph Schayes.....	90.4
1957-58	Dolph Schayes.....	90.4
1958-59	Dolph Schayes.....	86.4
1959-60	Dolph Schayes.....	89.3
1960-61	Dolph Schayes.....	86.8
1961-62	Dolph Schayes.....	89.7
1962-63	Larry Costello.....	88.1
1963-64	Larry Costello.....	86.5
1964-65	Larry Costello.....	87.7
1965-66	Dave Gambee.....	85.0
1966-67	Wali Jones.....	83.8
1967-68	Larry Costello.....	82.7
1968-69	Wali Jones.....	80.9
1969-70	Wali Jones.....	84.1
1970-71	Hal Greer.....	80.5
1971-72	Kevin Loughery.....	82.7
1972-73	Don May.....	85.5
1973-74	Don May.....	87.3
1974-75	Doug Collins.....	84.4
1975-76	Doug Collins.....	83.6
1976-77	Doug Collins.....	84.0
1977-78	Julius Erving.....	84.5
1978-79	Doug Collins.....	81.4
1979-80	Doug Collins.....	91.1
1980-81	Steve Mix.....	83.3
1981-82	Caldwell Jones.....	81.7
1982-83	Bobby Jones.....	79.3
1983-84	Andrew Toney.....	83.9
1984-85	Maurice Cheeks.....	87.9
1985-86	Maurice Cheeks.....	84.2
1986-87	Julius Erving.....	81.3
1987-88	Mike Gminski.....	93.8
1988-89	Scott Brooks.....	88.4
1989-90	Hersey Hawkins.....	88.8
1990-91	Hersey Hawkins.....	87.1
1991-92	Johnny Dawkins.....	88.2
1992-93	Jeff Hornacek.....	86.5
1993-94	Jeff Hornacek.....	87.3
1994-95	Dana Barros.....	89.9
1995-96	Trevor Ruffin.....	81.3
1996-97	Rex Walters.....	79.0
1997-98	Jimmy Jackson.....	81.8
1998-99	Matt Geiger.....	79.7
1999-00	Aaron McKie.....	82.9
2000-01	Allen Iverson.....	81.4
2001-02	Speedy Claxton.....	83.8
2002-03	Eric Snow.....	85.8
2003-04	Glenn Robinson.....	83.2
2004-05	Kyle Korver.....	85.4
2005-06	Kyle Korver.....	84.9
2006-07	Kyle Korver.....	91.4
2007-08	Lou Williams.....	78.3
2008-09	Andre Miller.....	82.6
2009-10	Rodney Carney.....	82.5
2010-11	Jodie Meeks.....	89.4
2011-12	Jodie Meeks.....	90.6
2012-13	Dorell Wright.....	85.1
2013-14	Evan Turner.....	82.9
2014-15	Alexey Shved.....	84.2
2015-16	Isaiah Canaan.....	83.3
2016-17	Timothe Luwawu-Cabarrot.....	85.4



Charles Barkley played eight seasons with the 76ers (1984-92).

2017-18	JJ Redick.....	90.4
2018-19	JJ Redick.....	89.4
2019-20	Josh Richardson.....	80.9

### TOTAL REBOUNDS - compiled since 1950-51

1950-51	Dolph Schayes.....	1080
1951-52	Dolph Schayes.....	773
1952-53	Dolph Schayes.....	920
1953-54	Dolph Schayes.....	870
1954-55	Dolph Schayes.....	887
1955-56	Dolph Schayes.....	891
1956-57	Dolph Schayes.....	1008
1957-58	Dolph Schayes.....	1022
1958-59	John Kerr.....	1008
1959-60	Dolph Schayes.....	959
1960-61	Dolph Schayes.....	960
1961-62	John Kerr.....	1176
1962-63	John Kerr.....	1039
1963-64	John Kerr.....	1018
1964-65	Luke Jackson.....	980
1965-66	Wilt Chamberlain.....	1943
1966-67	Wilt Chamberlain.....	1957
1967-68	Wilt Chamberlain.....	1952
1968-69	Billy Cunningham.....	1050
1969-70	Billy Cunningham.....	1101
1970-71	Billy Cunningham.....	946
1971-72	Billy Cunningham.....	918
1972-73	LeRoy Ellis.....	744
1973-74	LeRoy Ellis.....	890
1974-75	Bill Cunningham.....	726
1975-76	George McGinnis.....	967
1976-77	George McGinnis.....	911
1977-78	George McGinnis.....	810
1978-79	Caldwell Jones.....	747
1979-80	Caldwell Jones.....	950
1980-81	Caldwell Jones.....	813
1981-82	Caldwell Jones.....	708
1982-83	Moses Malone.....	1194
1983-84	Moses Malone.....	950
1984-85	Moses Malone.....	1031





# RECORDS

## YEARLY LEADERS

### TOTAL REBOUNDS CONT.

1985-86	Charles Barkley.....	1026
1986-87	Charles Barkley.....	994
1987-88	Charles Barkley.....	951
1988-89	Charles Barkley.....	986
1989-90	Charles Barkley.....	909
1990-91	Charles Barkley.....	680
1991-92	Charles Barkley.....	830
1992-93	Clarence Weatherspoon.....	589
1993-94	Clarence Weatherspoon.....	832
1994-95	Shawn Bradley.....	659
1995-96	Clarence Weatherspoon.....	753
1996-97	Clarence Weatherspoon.....	679
1997-98	Derrick Coleman.....	587
1998-99	Theo Ratliff.....	407
1999-00	Tyrone Hill.....	625
2000-01	Tyrone Hill.....	687
2001-02	Dikembe Mutombo.....	863
2002-03	Keith Van Horn.....	524
2003-04	Kenny Thomas.....	750
2004-05	Samuel Dalembert.....	542
2005-06	Chris Webber.....	741
2006-07	Samuel Dalembert.....	773
2007-08	Samuel Dalembert.....	849
2008-09	Samuel Dalembert.....	701
2009-10	Samuel Dalembert.....	784
2010-11	Elton Brand.....	676
2011-12	Elton Brand.....	429
2012-13	Spencer Hawes.....	590
2013-14	Thaddeus Young.....	476
2014-15	Nerlens Noel.....	611
2015-16	Nerlens Noel.....	542
2016-17	Dario Šarić.....	513
2017-18	Joel Embiid.....	690
2018-19	Joel Embiid.....	871
2019-20	Joel Embiid.....	593

### OFFENSIVE REBOUNDS - compiled since 1973-74

1973-74	Steve Mix.....	305
1974-75	Clyde Lee.....	264
1975-76	George McGinnis.....	260
1976-77	George McGinnis.....	324
1977-78	George McGinnis.....	282
1978-79	Bobby Jones.....	199
1979-80	Caldwell Jones.....	219
1980-81	Julius Erving.....	244
1981-82	Julius Erving.....	220
1982-83	Moses Malone.....	445
1983-84	Moses Malone.....	352
1984-85	Moses Malone.....	385
1985-86	Charles Barkley.....	354
1986-87	Charles Barkley.....	390
1987-88	Charles Barkley.....	385
1988-89	Charles Barkley.....	403
1989-90	Charles Barkley.....	361
1990-91	Charles Barkley.....	258
1991-92	Charles Barkley.....	271
1992-93	Clarence Weatherspoon.....	179
1993-94	Clarence Weatherspoon.....	254
1994-95	Shawn Bradley.....	243
1995-96	Clarence Weatherspoon.....	237
1996-97	Clarence Weatherspoon.....	219
1997-98	Theo Ratliff.....	175
1998-99	Theo Ratliff.....	139
1999-00	Tyrone Hill.....	220
2000-01	Tyrone Hill.....	239
2001-02	Dikembe Mutombo.....	254
2002-03	Keith Van Horn.....	159
2003-04	Kenny Thomas.....	261

2004-05	Samuel Dalembert.....	187
2005-06	Chris Webber.....	184
2006-07	Samuel Dalembert.....	239
2007-08	Samuel Dalembert.....	304
2008-09	Samuel Dalembert.....	214
2009-10	Samuel Dalembert.....	239
2010-11	Elton Brand.....	237
2011-12	Elton Brand.....	145
2012-13	Thaddeus Young.....	182
2013-14	Thaddeus Young.....	166
2014-15	Nerlens Noel.....	185
2015-16	Nerlens Noel.....	154
2016-17	Dario Šarić.....	112
2017-18	Dario Šarić.....	154
2018-19	Ben Simmons.....	172
2019-20	Joel Embiid.....	141

### DEFENSIVE REBOUNDS - compiled since 1973-74

1973-74	LeRoy Ellis.....	598
1974-75	Bill Cunningham.....	596
1975-76	George McGinnis.....	707
1976-77	George McGinnis.....	587
1977-78	George McGinnis.....	528
1978-79	Caldwell Jones.....	570
1979-80	Caldwell Jones.....	731
1980-81	Caldwell Jones.....	613
1981-82	Caldwell Jones.....	544
1982-83	Moses Malone.....	749
1983-84	Moses Malone.....	598
1984-85	Moses Malone.....	646
1985-86	Charles Barkley.....	672
1986-87	Charles Barkley.....	604
1987-88	Charles Barkley.....	566
1988-89	Charles Barkley.....	583
1989-90	Charles Barkley.....	548
1990-91	Rick Mahorn.....	470
1991-92	Charles Barkley.....	559
1992-93	Clarence Weatherspoon.....	410
1993-94	Clarence Weatherspoon.....	578
1994-95	Shawn Bradley.....	416
1995-96	Clarence Weatherspoon.....	516
1996-97	Clarence Weatherspoon.....	460
1997-98	Derrick Coleman.....	438
1998-99	Theo Ratliff.....	268
1999-00	Tyrone Hill.....	405
2000-01	Tyrone Hill.....	448
2001-02	Dikembe Mutombo.....	609
2002-03	Keith Van Horn.....	365
2003-04	Kenny Thomas.....	489
2004-05	Andre Iguodala.....	375
2005-06	Chris Webber.....	557
2006-07	Samuel Dalembert.....	494
2007-08	Samuel Dalembert.....	545
2008-09	Samuel Dalembert.....	487
2009-10	Samuel Dalembert.....	545
2010-11	Elton Brand.....	439
2011-12	Evan Turner.....	349
2012-13	Thaddeus Young.....	182
2013-14	Spencer Hawes.....	364
2014-15	Nerlens Noel.....	426
2015-16	Nerlens Noel.....	388
2016-17	Dario Šarić.....	401
2017-18	Joel Embiid.....	547
2018-19	Joel Embiid.....	711
2019-20	Joel Embiid.....	452

### ASSISTS

1949-50	Al Cervi.....	264
1950-51	Fred Scolari.....	255



## YEARLY LEADERS

### ASSISTS CONT.

1951-52	George King.....	244
1952-53	George King.....	364
1953-54	Paul Seymour.....	364
1954-55	Paul Seymour.....	483
1955-56	George King.....	410
1956-57	Dolph Schayes.....	229
1957-58	Larry Costello.....	317
1958-59	Larry Costello.....	379
1959-60	Larry Costello.....	449
1960-61	Larry Costello.....	413
1961-62	Larry Costello.....	359
1962-63	Larry Costello.....	334
1963-64	Hal Greer.....	374
1964-65	Hal Greer.....	313
1965-66	Wilt Chamberlain.....	414
1966-67	Wilt Chamberlain.....	630
1967-68	Wilt Chamberlain.....	702
1968-69	Hal Greer.....	414
1969-70	Hal Greer.....	405
1970-71	Archie Clark.....	440
1971-72	Billy Cunningham.....	443
1972-73	Fred Carter.....	349
1973-74	Fred Carter.....	443
1974-75	Billy Cunningham.....	442
1975-76	Fred Carter.....	372
1976-77	Henry Bibby.....	356
1977-78	Henry Bibby.....	464
1978-79	Maurice Cheeks.....	431
1979-80	Maurice Cheeks.....	556
1980-81	Maurice Cheeks.....	560
1981-82	Maurice Cheeks.....	667
1982-83	Maurice Cheeks.....	543
1983-84	Maurice Cheeks.....	478
1984-85	Maurice Cheeks.....	497
1985-86	Maurice Cheeks.....	753
1986-87	Maurice Cheeks.....	538
1987-88	Maurice Cheeks.....	635
1988-89	Maurice Cheeks.....	554
1989-90	Johnny Dawkins.....	601
1990-91	Rickey Green.....	413
1991-92	Johnny Dawkins.....	567
1992-93	Jeff Hornacek.....	548
1993-94	Dana Barros.....	424
1994-95	Dana Barros.....	619
1995-96	Vern Maxwell.....	330
1996-97	Allen Iverson.....	567
1997-98	Allen Iverson.....	494
1998-99	Eric Snow.....	301
1999-00	Eric Snow.....	624
2000-01	Aaron McKie.....	377
2001-02	Eric Snow.....	400
2002-03	Eric Snow.....	544
2003-04	Eric Snow.....	563
2004-05	Allen Iverson.....	596
2005-06	Allen Iverson.....	532
2006-07	Andre Iguodala.....	432
2007-08	Andre Miller.....	391
2008-09	Andre Miller.....	534
2009-10	Andre Iguodala.....	472
2010-11	Jrue Holiday.....	531
2011-12	Andre Iguodala.....	339
2012-13	Evan Turner.....	461
2013-14	Michael Carter-Williams.....	441
2014-15	Michael Carter-Williams.....	302
2015-16	T.J. McConnell.....	367
2016-17	T.J. McConnell.....	534
2017-18	Ben Simmons.....	661
2018-19	Ben Simmons.....	610


2019-20	Ben Simmons.....	455
---------	------------------	-----

### PERSONAL FOULS

1949-50	Alex Hannum.....	264
1950-51	Dolph Schayes & Alex Hannum.....	271
1951-52	Red Rocha.....	249
1952-53	Dolph Schayes.....	271
1953-54	Earl Loyd.....	303
1954-55	Earl Loyd.....	283
1955-56	Earl Loyd.....	267
1956-57	Earl Loyd.....	282
1957-58	Larry Costello.....	246
1958-59	Dolph Schayes.....	280
1959-60	Dolph Schayes.....	263
1960-61	Dolph Schayes.....	296
1961-62	Dave Gambee.....	275
1962-63	Hal Greer.....	286
1963-64	Hal Greer.....	291
1964-65	Dave Gambee.....	277
1965-66	Hal Greer.....	315
1966-67	Hal Greer.....	302
1967-68	Hal Greer.....	289
1968-69	Billy Cunningham.....	329
1969-70	Billy Cunningham.....	331
1970-71	Billy Cunningham.....	328
1971-72	Billy Cunningham.....	295
1972-73	Fred Carter.....	252
1973-74	Steve Mix.....	305
1974-75	Doug Collins.....	291
1975-76	George McGinnis.....	334
1976-77	Caldwell Jones.....	301
1977-78	George McGinnis.....	287
1978-79	Caldwell Jones.....	303
1979-80	Darryl Dawkins.....	328
1980-81	Darryl Dawkins.....	316
1981-82	Caldwell Jones.....	301
1982-83	Andrew Toney.....	255
1983-84	Andrew Toney.....	251
1984-85	Charles Barkley.....	301
1985-86	Charles Barkley.....	333
1986-87	Roy Hinson.....	281
1987-88	Charles Barkley.....	278
1988-89	Charles Barkley.....	262
1989-90	Rick Mahorn.....	251
1990-91	Rick Mahorn.....	276
1991-92	Charles Shackleford.....	205
1992-93	Andrew Lang.....	261
1993-94	Eric Leckner.....	190
1994-95	Shawn Bradley.....	338
1995-96	Clarence Weatherspoon.....	214
1996-97	Allen Iverson.....	233
1997-98	Theo Ratliff.....	209
1998-99	Theo Ratliff.....	180
1999-00	Tyrone Hill, Eric Snow.....	243
2000-01	Tyrone Hill.....	242
2001-02	Dikembe Mutombo.....	242
2002-03	Keith Van Horn.....	251
2003-04	Samuel Dalembert.....	273
2004-05	Kyle Korver.....	265
2005-06	Samuel Dalembert.....	244
2006-07	Samuel Dalembert.....	287
2007-08	Samuel Dalembert.....	269
2008-09	Samuel Dalembert.....	248
2009-10	Samuel Dalembert.....	252
2010-11	Elton Brand.....	244
2011-12	Elton Brand.....	176
2012-13	Spencer Hawes.....	233
2013-14	Carter-Williams/T. Young.....	213
2014-15	Nerlens Noel.....	208



## YEARLY LEADERS



Shawn Bradley, the second overall pick by Philadelphia in the 1993 NBA Draft, recorded a franchise-high 274 blocks during his second season in 1994-95

### PERSONAL FOULS CONT.

2015-16	Robert Covington.....	232
2016-17	Robert Covington.....	203
2017-18	Robert Covington.....	238
2018-19	Joel Embiid.....	211
2019-20	Ben Simmons.....	186

### DISQUALIFICATIONS - compiled since 1950-51

1950-51	Alex Hannum.....	16
1951-52	George Ratkovicz, Wally Osterkorn.....	8
1952-53	Bill Gabor.....	11
1953-54	Earl Loyd.....	12
1954-55	Dolph Schayes.....	6
1955-56	Dolph Schayes.....	9
1956-57	Earl Loyd.....	10
1957-58	Dolph Schayes.....	6
1958-59	Dolph Schayes.....	9
1959-60	Dolph Schayes.....	10
1960-61	Schayes, L. Costello, Swede Halbrook.....	9
1961-62	Dave Gambee.....	10
1962-63	Lee Schaffer, Paul Neumann.....	5
1963-64	Hal Greer, Dave Gambee, Al Bianchi.....	6
1964-65	Larry Costello & Al Bianchi.....	10
1965-66	Bill Cunningham.....	12
1966-67	Wali Jones, Luke Jackson.....	6
1967-68	Hal Greer.....	7
1968-69	Darrall Imhoff.....	12
1969-70	Bill Cunningham.....	15
1970-71	Dennis Awtrey.....	7
1971-72	Bill Cunningham.....	12
1972-73	Fred Carter.....	8
1973-74	Steve Mix.....	9
1974-75	Clyde Lee.....	9
1975-76	George McGinnis.....	13
1976-77	George McGinnis.....	4
1977-78	George McGinnis.....	6
1978-79	Caldwell Jones.....	10
1979-80	Darryl Dawkins.....	8
1980-81	Darryl Dawkins.....	9
1981-82	Darryl Dawkins, Andrew Toney.....	5
1982-83	Bobby Jones.....	4

1983-84	Julius Erving, Sam Williams.....	3
1984-85	Charles Barkley.....	5
1985-86	Charles Barkley.....	8
1986-87	Charles Barkley.....	5
1987-88	Charles Barkley.....	6
1988-89	Charles Barkley, Derek Smith.....	3
1989-90	Barkley, Mahorn, Smith, Hawkins.....	2
1990-91	Rick Mahorn.....	6
1991-92	Charles Shackleford.....	3
1992-93	Andrew Lang.....	4
1993-94	Shawn Bradley.....	3
1994-95	Shawn Bradley.....	18
1995-96	LaSalle Thompson.....	5
1996-97	Mark Davis.....	7
1997-98	Theo Ratliff.....	6
1998-99	Theo Ratliff.....	8
1999-00	Theo Ratliff.....	4
2000-01	Aaron McKie, Theo Ratliff.....	3
2001-02	Dikembe Mutombo.....	2
2002-03	Keith Van Horn.....	7
2003-04	Samuel Dalembert.....	4
2004-05	Samuel Dalembert.....	4
2005-06	Samuel Dalembert.....	9
2006-07	Samuel Dalembert.....	9
2007-08	Samuel Dalembert.....	3
2008-09	Samuel Dalembert.....	2
2009-10	Samuel Dalembert.....	5
2010-11	Elton Brand, Jrue Holiday.....	3
2011-12	Thaddeus Young.....	3
2012-13	Jrue Holiday.....	2
2013-14	Evan Turner.....	3
2014-15	Jerami Grant, Nerlens Noel.....	2
2015-16	Robert Covington.....	4
2016-17	Gerald Henderson.....	1
2017-18	Richaun Holmes.....	3
2018-19	Simmons, Scott, Redick Johnson, Embiid, Bolden.....	1
2019-20	Tobias Harris.....	3

### STEALS - compiled since 1973-74

1973-74	Steve Mix.....	212
1974-75	Doug Collins.....	108
1975-76	George McGinnis.....	198
1976-77	George McGinnis.....	163
1977-78	George McGinnis.....	137
1978-79	Maurice Cheeks.....	174
1979-80	Maurice Cheeks.....	183
1980-81	Maurice Cheeks.....	193
1981-82	Maurice Cheeks.....	209
1982-83	Maurice Cheeks.....	184
1983-84	Maurice Cheeks.....	171
1984-85	Maurice Cheeks.....	169
1985-86	Maurice Cheeks.....	207
1986-87	Maurice Cheeks.....	180
1987-88	Maurice Cheeks.....	167
1988-89	Charles Barkley.....	126
1989-90	Charles Barkley.....	148
1990-91	Hersey Hawkins.....	178
1991-92	Hersey Hawkins.....	157
1992-93	Hersey Hawkins.....	137
1993-94	Dana Barros.....	107
1994-95	Dana Barros.....	149
1995-96	Clarence Weatherspoon.....	112
1996-97	Allen Iverson.....	157
1997-98	Allen Iverson.....	176
1998-99	Allen Iverson.....	110
1999-00	Allen Iverson.....	144
2000-01	Allen Iverson.....	178
2001-02	Allen Iverson.....	168
2002-03	Allen Iverson.....	225



## YEARLY LEADERS

### STEALS CONT.

2003-04	Allen Iverson	115
2004-05	Allen Iverson	180
2005-06	Allen Iverson	140
2006-07	Andre Iguodala	152
2007-08	Andre Iguodala	171
2008-09	Andre Iguodala	131
2009-10	Andre Iguodala	141
2010-11	Jrue Holiday	120
2011-12	Andre Iguodala	107
2012-13	Thaddeus Young	133
2013-14	Thaddeus Young	167
2014-15	Nerlens Noel	133
2015-16	Nerlens Noel	118
2016-17	T.J. McConnell	134
2017-18	Ben Simmons	140
2018-19	Ben Simmons	112
2019-20	Ben Simmons	119

### BLOCKED SHOTS - compiled since 1973-74

1973-74	LeRoy Ellis	87
1974-75	Harvey Catchings	60
1975-76	Harvey Catchings	164
1976-77	Caldwell Jones	200
1977-78	Caldwell Jones	127
1978-79	Caldwell Jones	157
1979-80	Caldwell Jones	162
1980-81	Julius Erving	147
1981-82	Caldwell Jones	146
1982-83	Moses Malone	157
1983-84	Julius Erving	139
1984-85	Moses Malone	123
1985-86	Charles Barkley	125
1986-87	Roy Hinson	161
1987-88	Charles Barkley	103
1988-89	Mike Gminski	106
1989-90	Rick Mahorn	103
1990-91	Manute Bol	247
1991-92	Manute Bol	205
1992-93	Andrew Lang	141
1993-94	Shawn Bradley	147
1994-95	Shawn Bradley	274
1995-96	Clarence Weatherspoon	108
1996-97	Clarence Weatherspoon	86
1997-98	Theo Ratliff	203
1998-99	Theo Ratliff	149
1999-00	Theo Ratliff	171
2000-01	Theo Ratliff	187
2001-02	Dikembe Mutombo	190
2002-03	Derrick Coleman	69
2003-04	Samuel Dalembert	189
2004-05	Samuel Dalembert	121
2005-06	Samuel Dalembert	160
2006-07	Samuel Dalembert	159
2007-08	Samuel Dalembert	192
2008-09	Samuel Dalembert	146
2009-10	Samuel Dalembert	151
2010-11	Elton Brand	106
2011-12	Elton Brand	97
2012-13	Spencer Hawes	113
2013-14	Spencer Hawes	67
2014-15	Nerlens Noel	142
2015-16	Jerami Grant	127
2016-17	Joel Embiid	76
2017-18	Joel Embiid	111
2018-19	Joel Embiid	122
2019-20	Joel Embiid	65

### TURNOVERS - compiled since 1977-78

1977-78	George McGinnis	312
1978-79	Julius Erving	315
1979-80	Julius Erving	284
1980-81	Julius Erving	266
1981-82	Erving, Toney	214
1982-83	Andrew Toney	271
1983-84	Andrew Toney	297
1984-85	Moses Malone	286
1985-86	Charles Barkley	350
1986-87	Charles Barkley	322
1987-88	Charles Barkley	304
1988-89	Charles Barkley	254
1989-90	Charles Barkley	243
1990-91	Hersey Hawkins	213
1991-92	Charles Barkley	235
1992-93	Jeff Hornacek	222
1993-94	Clarence Weatherspoon	195
1994-95	Dana Barros	242
1995-96	Jerry Stackhouse	252
1996-97	Allen Iverson	337
1997-98	Allen Iverson	244
1998-99	Allen Iverson	167
1999-00	Allen Iverson	230
2000-01	Allen Iverson	237
2001-02	Allen Iverson	237
2002-03	Allen Iverson	286
2003-04	Allen Iverson	209
2004-05	Allen Iverson	344
2005-06	Allen Iverson	248
2006-07	Andre Iguodala	261
2007-08	Andre Iguodala	214
2008-09	Andre Iguodala	222
2009-10	Andre Iguodala	218
2010-11	Jrue Holiday	218
2011-12	Jrue Holiday	135
2012-13	Jrue Holiday	292
2013-14	Michael Carter-Williams	247
2014-15	Nerlens Noel	208
2015-16	Nerlens Noel	158
2017-18	Ben Simmons	278
2018-19	Ben Simmons	274
2019-20	Ben Simmons	200



## THE CENTER RECORDS (INDIVIDUAL)

	76ers			OPPONENTS		
Most Points	60	Allen Iverson vs. ORL	2/12/05	53	Jimmy Butler, CHI (OT)	1/14/16
Most Points, half	32	Allen Iverson vs. ATL (2nd)	11/29/03	36	James Harden, HOU (2nd)	1/27/17
	32	Allen Iverson vs. UTA (2nd)	12/20/04			
	32	Allen Iverson vs. CHI (2nd)	11/24/06			
	32	Joel Embiid vs. DET (1st)	11/03/18			
Most Points, quarter	22	Allen Iverson vs. IND (3rd)	1/6/03	23	Kyle Kuzma, LAL (1st)	02/10/19
	22	Joel Embiid vs. ATL (4th)	2/24/20			
Most FG made	21	Allen Iverson vs. HOU (OT)	1/15/02	18	Tracy McGrady, ORL	3/28/01
		Ben Simmons vs. WAS	11/29/17	18	Dwyane Wade, MIA (OT)	4/14/05
Most FG attempted	42	Allen Iverson vs. HOU (OT)	1/15/02	36	Vince Carter, TOR (OT)	1/21/01
Most 3PT FG made	8	JJ Redick vs. IND	11/03/17	10	Stephen Curry, GS	01/31/19
	8	JJ Redick vs. ORL	11/25/17			
	8	JJ Redick vs. ORL	10/20/18			
	8	Landry Shamet vs. WAS	01/08/19			
Most 3 PT FG attempted	17	Robert Covington vs. MIL	4/10/16	18	Stephen Curry, GS	01/31/19
Most 3PT FG missed	12	Robert Covington vs. MIL	4/10/16	13	Kobe Bryant, LAL	12/1/15
Most FT made	24	Allen Iverson vs ORL (24-27)	2/12/05	21	Jimmy Butler, CHI (OT)	1/14/16
Most FT attempted	27	Allen Iverson vs ORL (24-27)	2/12/05	25	Jimmy Butler, CHI (OT) (21-25)	1/14/16
	24	Ben Simmons vs. WAS	11/29/17			
Best FG % (Min. 5 FGM)	1.000	DONE MULTIPLE TIMES Most without a miss: D. Mutombo vs. DEN (9-9)	2/18/02	1.000	DONE MULTIPLE TIMES Most without a miss: A. Varejao, CLE (10-10)	11/5/10
Best 3PT FG% (Min. 4 3FGM)	1.000	DONE MULTIPLE TIMES Most without a miss: Hollis Thompson vs. MEM (5-5)	12/13/14	1.000	Allan Houston, NY (5-5)	2/19/99
		Dorell Wright, POR (5-5)	12/14/13		Dorell Wright, POR (5-5)	12/22/00
Best FT% (Min. 10 Att.)	1.000	DONE MULTIPLE TIMES		1.000	DONE MULTIPLE TIMES	
Most rebounds	22	Lavoy Allen vs. CHA	2/9/13	25	Charles Barkley, HOU	1/10/97
	22	Joel Embiid vs. BOS	03/20/19			
Most OR	11	Dikembe Mutombo vs. MIL	3/26/01	12	Elton Brand, CHI	1/17/01
		Lavoy Allen vs. CHA	2/9/13			
Most DR	18	Chris Webber vs. MIN (OT)	12/12/05	21	Charles Barkley, HOU	1/10/97
Most assists	18	Andre Miller vs. CHI	3/26/08	20	Steve Nash, PHO	11/9/09
Most steals	9	Allen Iverson vs. ORL	3/19/00	8	DONE MULTIPLE TIMES	
	9	Allen Iverson vs. LAL	12/20/02			
	9	Michael Carter-Williams vs. MIA	10/30/13			
Most turnovers	12	Allen Iverson vs GSW	3/8/05	9	DONE MULTIPLE TIMES	
Most blocked shots	9	Theo Ratliff vs. MIL	2/16/99	8	Dikembe Mutombo, ATL	11/5/97
	9	Dikembe Mutombo vs. ATL	3/9/01			
	9	Dikembe Mutombo vs. MEM	12/2/01			
	9	Samuel Dalembert vs. NYK	4/3/04			
	9	Samuel Dalembert vs. MIN	12/12/07			
	9	Nerlens Noel vs. IND	2/20/15			
Most minutes played	54:05	Allen Iverson vs. BOS (3OT)	1/13/06	57:15	Ricky Davis, BOS (3OT)	1/13/06
Fastest disqualification (minutes)	11	Kyle Korver vs. SAS	11/14/04	13	Danny Fortson, SEA	11/16/04



# RECORDS

## THE CENTER RECORDS (TEAM)

	76ers			OPPONENT		
Most Points	149	vs. MIN	01/15/19	141	vs. BRK	4/4/17
Least Points	66	vs. HOU	11/17/03	61	vs. ORL	2/4/13
	66	vs. DET	2/23/04			
Most Points, quarter	43	vs. MIN (2nd)	2/9/10	46	vs. MIL (4th)	04/04/19
	43	vs. MIN (2nd)	01/15/19			
Least Points, quarter	6	vs. SA (1st)	11/18/04	6	vs. GSW (3rd)	3/30/04
Most Points, half	83	vs. MIN (1st)	01/15/19	74	vs. WAS (1st)	3/1/14
Least Points, half	22	vs. TOR (2nd)	4/4/12	22	vs. DEN (1st)	12/16/02
Widest margin of victory	43	vs. MIL	1/30/08	51	vs. SA	12/7/15
Most points, overtime	22	vs. MIA	4/14/05	18	vs. OKC	11/24/12
Least points, overtime	3	vs. CHI	3/11/15	2	vs. CHI	2/12/03
Most FG made	57	vs. CLE	12/7/19	54	vs. WAS	4/14/97
				54	vs. DET	3/4/17
Least FG made	19	vs. UTA	10/30/15	21	vs. NY	11/30/99
Most FG attempted	105	vs. MIL	4/11/18	110	vs. CHA	11/9/18
Least FG attempted	57	vs. NY	12/22/00	58	vs. NY	2/19/99
Best FG%	.630	vs. DAL (46-73)	2/29/00	.661	vs. SEA (41-62)	1/21/02
Worst FG%	.298	vs. DET (25-84)	11/14/12	.300	vs. NY (21-70)	11/30/99
Most 3PT FG made	21	vs. MIN	1/15/19	21	vs. POR	12/14/13
	21	vs. MIL	12/25/19			
Least 3PT FG made	0	DONE MULTIPLE TIMES		0	DONE MULTIPLE TIMES	
Most 3PT FG attempted	47	vs. ATL	10/29/18	42	vs. HOU	1/21/19
Least 3PT FG attempted	0	vs. MIL	3/4/98	3	vs. CLE	11/8/02
Best 3PT FG% (Min. 5)	.875	vs. NY (7-8)	2/21/07	.857	vs. UTA (6-7)	12/14/03
Worst 3PT FG%	.000	DONE MULTIPLE TIMES		.000	DONE MULTIPLE TIMES	
Most FT made	44	vs. DET	11/3/18	40	vs. BOS	4/12/05
				40	vs. SAC	3/12/14
Least FT made	3	vs. CLE	3/27/12	1	vs. GS	1/30/16
	3	vs. ATL	12/21/12			
	3	vs. ORL	2/4/13			
Most FT attempted	64	vs. WAS	11/29/17	51	vs. SA	2/12/99
Least FT attempted	5	vs. CLE	3/27/12	2	vs. GS	1/30/16
	5	vs. ORL	2/4/13			
Best FT% (Min. 15 Att.)	1.000	vs. PHO (18-18)	2/28/07	1.000	vs. IND (OT) (23-23)	11/12/04
Worst FT% (Min. 15 Att.)	.429	DONE MULTIPLE TIMES		.400	vs. CHI (6-15)	3/14/07
Most rebounds	64	vs. WAS	11/29/17	65	vs. BOS (2OT)	3/24/00
	64	vs. ATL	10/29/18			
Least rebounds	23	vs. CHA	3/27/09	26	vs. ORL	1/12/03
				26	vs. GS	12/14/09
Most OR	25	vs. GS	12/14/09	25	vs. NJ	1/15/03
				25	vs. DET	1/10/14
Least OR	2	vs. CHA	12/19/14	3	DONE MULTIPLE TIMES	
Most DR	50	vs. NO	2/09/18	55	vs. CHA	3/29/16
	50	vs. BOS	10/23/19			
Least DR	16	vs. CHA	3/27/09	16	vs. DAL	3/22/04
Biggest rebound adv.	33	vs. GS (59-26)	12/14/09	27	vs. OKC (63-36)	3/18/16
Most assists	43	vs. CLE	12/7/19	41	vs. POR	12/14/13
Least assists	9	vs. MIA	2/27/02	4	vs. NO	12/12/10
Most personal fouls	36	vs. SA	2/12/99	41	vs. NJ	11/10/04
Least personal fouls	8	vs. ATL	1/20/12	5	vs. ORL	2/4/13
	8	vs. GS	1/30/16			
Most steals	19	vs. WAS	4/12/00	23	vs. ATL	4/9/97
Least steals	1	vs. MIA	2/23/13	1	vs. CHA	4/2/14
Most turnovers	31	vs. IND	11/18/15	29	vs. CHA	11/7/07
Least turnovers	4	vs. LAL	2/6/12	5	vs. MIA	11/05/06
	4	vs. DET	11/14/12			
Most blocked shots	15	vs. CHA	11/09/18	15	vs. SA	11/22/99
				15	vs. HOU	11/13/13





**PLAYOFFS**



# PLAYOFFS

## FRANCHISE ALL-TIME SINGLE-GAME TEAM RECORDS

CATEGORY	OPPONENT	DATE	ROUND
Most Points.....145	vs. Brooklyn	4/15/19	First Round
Most FGM.....56	vs. Los Angeles	6/6/82	NBA Finals
Most FGA.....122	at Boston	3/26/61	E.D. Finals
Highest FG Pct......603 (47-78)	vs. Toronto	5/16/01	E.C. Semifinals
Most 3-PT FGM.....18	vs. Miami	4/19/18	First Round
.....18	vs. Miami	4/14/18	First Round
Most 3-PT FGA.....39	vs. Boston	8/21/20	First Round
Most 3-PT FGM without a miss .1.000 (3-3)	at Boston	5/22/85	E.C. Finals
Most FTM.....46	at Philadelphia	3/27/56	E.D.
Finals.....			
Most FTA.....66	at New York	3/30/68	E.D. Semifinals
Highest FT Pct......1.000 (16-16)	vs. Toronto	5/16/01	E.C. Semifinals
Most Total Rebounds.....93	vs. San Francisco	4/16/67	NBA Finals
Most Offensive Rebounds.....26	at Washington	4/24/85	First Round
.....26	vs. New York	4/16/78	E.C. Semifinals
Most Defensive Rebounds.....49	vs. New York	4/16/78	E.C. Semifinals
Most Assists.....38	vs. Washington	4/27/86	First Round
<b>Most Blocked Shots.....20</b>	<b>vs. Milwaukee</b>	<b>4/05/81</b>	<b>E.C. Semifinals</b>
Most Steals.....20	vs. Orlando	5/13/99	First Round
Most Turnovers.....30	at Portland	5/31/77	NBA Finals
<b>Most Personal Fouls.....54</b>	<b>vs. Boston</b>	<b>3/19/53</b>	<b>E.D. Semifinals</b>

## OPPONENT ALL-TIME SINGLE-GAME TEAM RECORDS

CATEGORY	OPPONENT	DATE	ROUND
Most Points.....156	vs. Milwaukee	3/30/70	E.D. Semifinals
<b>Most FGM.....67</b>	<b>vs. Milwaukee</b>	<b>3/30/70</b>	<b>E.D. Semifinals</b>
<b>Most FGA.....140</b>	<b>vs. San Francisco</b>	<b>4/14/67 (OT)</b>	<b>NBA Finals</b>
<b>.....140</b>	<b>at Boston</b>	<b>3/18/59</b>	<b>E.D. Finals</b>
Highest FG Pct......610 (50-82)	at Milwaukee	4/29/86	E.C. Semifinals
Most 3-PT FGM.....19	at Boston	5/3/02	First Round
.....19	vs. Boston	8/19/20	First Round
Most 3-PT FGA.....43	vs. Boston	8/19/20	First Round
Highest 3-PT FG Pct......1.000 (1-1)	at LA Lakers	6/1/82	NBA Finals
.....1.000 (1-1)	vs. Milwaukee	5/5/82	E.C. Semifinals
<b>Most FTM.....51</b>	<b>vs. Boston</b>	<b>3/19/53</b>	<b>E.D. Semifinals</b>
Most FTA.....62	vs. Boston	3/19/5	E.D. Semifinals
Highest FT Pct......964 (27-28)	vs. Boston	4/17/77	E.C. Semifinals
Most Total Rebounds.....95	at Boston	3/18/59	E.D. Finals
Most Offensive Rebounds.....28	at Houston	5/11/77	E.C. Finals
Most Defensive Rebounds.....48	vs. Portland	6/3/77	NBA Finals
Most Assists.....46	vs. Milwaukee	3/30/70	E.D. Semifinals
Most Blocked Shots.....13	at LA Lakers	6/8/01	NBA Finals
.....13	at Washington	4/22/86	First Round
Most Steals.....19	vs. Milwaukee	5/9/86	E.C. Semifinals
Most Turnovers.....34	vs. Portland	5/22/77	NBA Finals
Most Personal Fouls.....46	vs. New York	3/18/54	Round Robin

*Bold indicates NBA single-game playoff record*





# PLAYOFFS

## FRANCHISE ALL-TIME SINGLE-GAME INDIVIDUAL RECORDS

CATEGORY	PLAYER	OPPONENT	DATE	ROUND
Most Points.....	Allen Iverson	vs. New Orleans	4/20/03	First Round
Most FGM.....	Billy Cunningham	vs. Milwaukee	4/1/70	E.D. Semifinals
Most FGA.....	Allen Iverson	at LA Lakers	6/6/01 (OT)	NBA Finals
.....	Billy Cunningham	vs. Milwaukee	4/1/70	E.D. Semifinals
.....	Allen Iverson	vs. Toronto	5/9/01	E.C. Semifinals
Most FGM without a miss.....	Kenny Thomas	at New Orleans	4/26/03	First Round
.....	Lavoy Allen	at Boston	5/21/12	E.C. Semifinals
Most 3-PT FGM.....	Allen Iverson	vs. Toronto	5/16/01	E.C. Semifinals
Most 3-PT FGA.....	Allen Iverson	vs. Toronto	5/16/01	E.C. Semifinals
Most 3-PT FGM without a miss.....	Tobias Harris	at Brooklyn	4/18/19	First Round
Most FTM.....	Allen Iverson	vs. Boston	4/28/02	First Round
Most FTA.....	Wilt Chamberlain	vs. Boston	4/12/66	E.D. Finals
Most FTM without a miss.....	Dolph Schayes	vs. Boston	3/25/59	E.D. Finals
Most Total Rebounds.....	Wilt Chamberlain	vs. Boston	4/5/67	E.D. Finals
Most Offensive Rebounds.....	Charles Barkley	vs. Cleveland	4/26/90	First Round
.....	Charles Barkley	vs. Washington	4/18/86	First Round
Most Defensive Rebounds.....	Dikembe Mutombo	vs. Indiana	4/21/01	First Round
Most Assists.....	Wilt Chamberlain	vs. Cincinnati	3/24/67	E.D. Semifinals
Most Blocked Shots.....	Caldwell Jones	vs. Washington	5/3/78	E.C. Finals
.....	Darryl Dawkins	vs. Atlanta	4/21/82	First Round
<b>Most Steals.....</b>	<b>Allen Iverson</b>	<b>vs. Orlando</b>	<b>5/13/99</b>	<b>First Round</b>
Most Turnovers.....	Moses Malone	at New Jersey	4/24/84	First Round
<b>Minutes Played.....</b>	<b>Paul Seymour</b>	<b>at Boston</b>	<b>3/21/53 (40T)</b>	<b>E.D. Semifinals</b>
.....	<b>Red Rocha</b>	<b>at Boston</b>	<b>3/21/53 (40T)</b>	<b>E.D. Semifinals</b>
.....	Allen Iverson	at Detroit	5/3/05	First Round

## OPPONENT ALL-TIME SINGLE-GAME INDIVIDUAL RECORDS

CATEGORY	PLAYER	OPPONENT	DATE	ROUND
Most Points.....	Wilt Chamberlain	at Philadelphia	3/22/62	E.D. Semifinals
Most FGM.....	Wilt Chamberlain	at Philadelphia	3/14/60	E.D. Semifinals
Most FGA.....	Rick Barry	at San Francisco	4/18/67	NBA Finals
.....	Wilt Chamberlain	at Philadelphia	3/22/62	E.D. Semifinals
Most FGM without a miss.....	Mehmet Okur	at Detroit	5/6/03	E.C. Semifinals
.....	James Johnson	vs. Miami	4/16/18	First Round
<b>Most 3-PT FGM.....</b>	<b>Vince Carter*</b>	<b>at Toronto</b>	<b>5/11/01</b>	<b>E.C. Semifinals</b>
.....	<b>Ray Allen*</b>	<b>at Milwaukee</b>	<b>6/1/01</b>	<b>E.C. Finals</b>
Most 3-PT FGA.....	Reggie Miller	at Indiana	4/28/01	First Round
Most 3-PT FGM without a miss.....	Austin Croshere	at Indiana	5/8/00	E.C. Semifinals
Most FTM.....	Bob Cousy	at Boston	3/21/53 (40T)	E.D. Semifinals
.....	Paul Pressey	at Milwaukee	5/7/86	E.C. Semifinals
.....	Bob Cousy	at Boston	3/21/53 (40T)	E.D. Semifinals
Most FTA.....	Neil Johnston	vs. Philadelphia	3/25/56	E.D. Finals
Most FTM without a miss.....	Bill Russell	at Boston	3/23/61	E.D. Finals
Most Total Rebounds.....	Moses Malone	at Houston	5/11/77	E.C. Finals
Most Offensive Rebounds.....	Bill Walton	at Portland	6/5/77	NBA Finals
Most Defensive Rebounds.....	Bill Walton	vs. Portland	6/3/77	NBA Finals
.....	Dave Cowens	vs. Boston	5/1/77	E.C. Semifinals
Most Assists.....	Mark Price	at Cleveland	5/3/90	First Round
.....	Oscar Robertson	at Cincinnati	3/29/64	E.D. Semifinals
Most Blocked Shots.....	Manute Bol	vs. Washington	4/18/86	First Round
Most Steals.....	Craig Hodges	vs. Milwaukee	5/9/86	E.C. Semifinals
<b>Most Turnovers.....</b>	<b>John Williamson</b>	<b>vs. New Jersey</b>	<b>4/11/79</b>	<b>First Round</b>
Minutes Played.....	Bob Cousy	at Boston	3/21/53 (40T)	E.D. Semifinals
.....	<b>Kobe Bryant</b>	<b>vs. L.A. Lakers</b>	<b>6/10/01</b>	<b>NBA Finals</b>

*Bold indicates NBA single-game playoff record*

## TOP 10 PLAYOFF CAREER LEADERS

### GAMES PLAYED

1.	Julius Erving	141
2.	Maurice Cheeks	115
3.	Bobby Jones	106
4.	Dolph Schayes	103
5.	Caldwell Jones	93
6t.	Hal Greer	92
6t.	Darryl Dawkins	92
8.	Steve Mix	81
9.	Paul Seymour	75
10.	John (Red) Kerr	73

### MINUTES PLAYED

1.	Julius Erving	5288
2.	Maurice Cheeks	4277
3.	Hal Greer	3642
4.	Caldwell Jones	3032
5.	Bobby Jones	2854
6.	Allen Iverson	2822
7.	Dolph Schayes	2687
8.	Darryl Dawkins	2254
9.	John (Red) Kerr	2226
10.	Andrew Toney	2146

### POINTS

1.	Julius Erving	3088
2.	Dolph Schayes	1973
3.	Allen Iverson	1899
4.	Hal Greer	1876
5.	Maurice Cheeks	1730
6.	Andrew Toney	1254
7.	Bobby Jones	1215
8.	Charles Barkley	1144
9.	Darryl Dawkins	1102
10.	Wilt Chamberlain	1096

### SCORING AVERAGE

*Min. of five games played*

1.	Allen Iverson	30.6
2.	Wilt Chamberlain	24.9
3.	Moses Malone	22.8
4.	Charles Barkley	22.4
5.	Joel Embiid	22.3
6.	Julius Erving	21.9
7.	Doug Collins	21.5
8.	Hal Greer	20.4
9.	Hersey Hawkins	19.5
10t.	Archie Clark	19.4
10t.	Billy Cunningham	19.4

### FIELD GOALS MADE

1.	Julius Erving	1187
2.	Hal Greer	705
3.	Maurice Cheeks	697
4.	Allen Iverson	677
5.	Dolph Schayes	609
6.	Andrew Toney	485
7.	Bobby Jones	456
8.	Darryl Dawkins	444
9.	Wilt Chamberlain	435
10.	Charles Barkley	413

### FIELD GOALS ATTEMPTED

1.	Julius Erving	2441
2.	Allen Iverson	1685
3.	Hal Greer	1657
4.	Dolph Schayes	1491
5.	Maurice Cheeks	1359
6.	Andrew Toney	1015
7.	John (Red) Kerr	948
8.	Chet Walker	866
9.	Bobby Jones	854
10.	Darryl Dawkins	823

### FIELD GOAL PERCENTAGE

*Min. of 75 attempts*

1.	Johnny Green	.580
2.	Charles Barkley	.569
3.	Ben Simmons	.552
4.	Wilt Chamberlain	.542
5.	Darryl Dawkins	.539
6.	Kenny Thomas	.535
7.	Bobby Jones	.534
8.	Doug Collins	.526
9.	Samuel Dalembert	.521
10.	Maurice Cheeks	.513

### THREE-POINT FIELD GOALS MADE

1.	Allen Iverson	115
2.	JJ Redick	.62
3.	Aaron McKie	.51
4.	Andre Iguodala	.38
5.	Jrue Holiday	.31
6.	Hersey Hawkins	.28
7t.	Tobias Harris	.24
7t.	Joel Embiid	.24
8.	Lou Williams	.22
9.	Dario Šarić	.20



Andrew Toney, known as the "Boston Strangler," played in 72 career playoff games with the 76ers and was a member of the 1982-83 NBA Championship team.



## TOP 10 PLAYOFF CAREER LEADERS

### THREE-POINT FIELD GOALS ATTEMPTED

1.	Allen Iverson.....	345
2.	JJ Redick.....	162
3.	Aaron McKie.....	128
4.	Andre Iguodala.....	114
5.	Lou Williams.....	93
6.	Joel Embiid.....	84
7.	Tobias Harris.....	78
8.	Charles Barkley.....	72
9.	Jrue Holiday.....	70
10.	Joel Embiid.....	68

### THREE-POINT FIELD GOAL PERCENTAGE

*Min. of 20 attempts*

1.	Jrue Holiday.....	.443
2.	Keith Van Horn.....	.438
3.	Hersey Hawkins.....	.418
4.	Shake Milton.....	.400
5.	Aaron McKie.....	.398
6.	Dario Šarić.....	.385
7.	JJ Redick.....	.383
8.	Jodie Meeks.....	.355
9.	Mike Scott.....	.353
10.	Marco Bellinelli.....	.348

### FREE THROWS MADE

1.	Dolph Schayes.....	755
2.	Julius Erving.....	707
3.	Hal Greer.....	466
4.	Allen Iverson.....	430
5.	Maurice Cheeks.....	333
6.	Chet Walker.....	318
7.	Bobby Jones.....	303
7.	Charles Barkley.....	303
9.	Andrew Toney.....	272
10.	Paul Seymour.....	248

### FREE THROWS ATTEMPTED

1.	Dolph Schayes.....	918
2.	Julius Erving.....	908
3.	Hal Greer.....	574
4.	Allen Iverson.....	562
5.	Wilt Chamberlain.....	522
6.	Charles Barkley.....	453
7.	Maurice Cheeks.....	432
8.	Chet Walker.....	425
9.	Bobby Jones.....	366
10.	Andrew Toney.....	346

### FREE THROW PERCENTAGE

*Min. of 40 attempts*

1.	Hersey Hawkins.....	.938
2.	Ron Anderson.....	.926
3.	Jimmy Butler.....	.875
4.	Steve Mix.....	.862
5.	Larry Costello.....	.856
6.	JJ Redick.....	.855
7.	George Yardley.....	.854
8.	Derrick Coleman.....	.851
9.	Armen Gilliam.....	.848
10.	Jrue Holiday.....	.847

### OFFENSIVE REBOUNDS

1.	Julius Erving.....	360
2.	Charles Barkley.....	244
3.	Caldwell Jones.....	236
4.	Bobby Jones.....	172
5.	Darryl Dawkins.....	131
6.	Dikembe Mutombo.....	127
7.	Moses Malone.....	126
8.	Tyrone Hill.....	121
9.	Maurice Cheeks.....	96
10.	George McGinnis.....	95

### DEFENSIVE REBOUNDS

1.	Caldwell Jones.....	670
2.	Julius Erving.....	634
3.	Darryl Dawkins.....	439
4.	Charles Barkley.....	426
5.	Bobby Jones.....	305
6.	Maurice Cheeks.....	303
7.	Moses Malone.....	287
8.	Dikembe Mutombo.....	242
9.	Tyrone Hill.....	231
10.	George McGinnis.....	222

### MOST REBOUNDS

1.	Wilt Chamberlain.....	1208
2.	Dolph Schayes.....	1051*
3.	Julius Erving.....	994
4.	Caldwell Jones.....	906
5.	John (Red) Kerr.....	810
6.	Charles Barkley.....	670
7.	Darryl Dawkins.....	570
8.	Luke Jackson.....	508
9.	Hal Greer.....	505
10.	Bobby Jones.....	477

\* Schayes also appeared in the 1949-50 playoffs, but rebounds were not recorded

### ASSISTS

1.	Maurice Cheeks.....	807
2.	Julius Erving.....	594
3.	Hal Greer.....	393
4.	Allen Iverson.....	378
5.	Andrew Toney.....	323
6.	Eric Snow.....	290
7.	Wilt Chamberlain.....	283
8.	Dolph Schayes.....	257
9.	Paul Seymour.....	257
10.	Bobby Jones.....	228

### PERSONAL FOULS

1.	Julius Erving.....	403
2.	Dolph Schayes.....	397
3.	Darryl Dawkins.....	362
4.	Caldwell Jones.....	358
5.	Hal Greer.....	357
6.	Bobby Jones.....	333
7.	Maurice Cheeks.....	291
8.	Andrew Toney.....	265
9.	Paul Seymour.....	214
10.	Larry Costello.....	207



# PLAYOFFS

## TOP 10 PLAYOFF CAREER LEADERS

### STEALS

1.	Maurice Cheeks .....	269
2.	Julius Erving.....	235
3.	Allen Iverson.....	136
4.	Bobby Jones.....	99
5.	Charles Barkley.....	82
6.	Aaron McKie.....	66
7.	Steve Mix.....	65
8.	Eric Snow .....	63
9.	Andre Iguodala.....	62
10.	Andrew Toney.....	58

### TURNOVERS

1.	Julius Erving.....	396
2.	Maurice Cheeks .....	284
3.	Andrew Toney.....	257
4.	Allen Iverson.....	199
5.	Charles Barkley.....	188
6.	Bobby Jones .....	163
7.	Darryl Dawkins.....	151
8.	Caldwell Jones.....	139
9.	Eric Snow .....	122
10.	Aaron McKie.....	89

### BLOCKED SHOTS

1.	Julius Erving.....	239
2.	Caldwell Jones.....	200
3.	Darryl Dawkins.....	142
4.	Bobby Jones.....	133
5.	Dikembe Mutombo.....	81
6.	Moses Malone.....	58
7.	Theo Ratliff .....	52
8.	Charles Barkley.....	50
9.	Maurice Cheeks .....	41
10.	Joel Embiid.....	39





## PLAYOFFS

### ROOKIE GAME RECORDS

#### CATEGORY

Most Points.....	35
Most Rebounds.....	20
Most Assists.....	14
Most Steals.....	8
Most Blocks.....	3
Most FGM.....	13
.....	13
Most FGA.....	24
.....	24
Most FTM.....	13
Most FTA.....	15
Most 3-PT FGM.....	3
.....	3
Most 3-PT FGA.....	5

#### PLAYER

Andrew Toney
Charles Barkley
Ben Simmons
Maurice Cheeks
Larry Hughes
Lee Shaffer
Terry Catledge
Lee Shaffer
Lee Shaffer
Andrew Toney
Lee Shaffer
Charles Barkley
Evan Turner
Andrew Toney

#### OPPONENT

at Boston
vs. Boston
vs. Miami
vs. New Jersey
vs. Indiana
at Philadelphia
vs. Washington
at Philadelphia
at Philadelphia
at Boston
at Philadelphia
at Boston
at Miami
vs. Milwaukee

#### DATE

4/22/81
5/19/85
4/14/18
4/11/79
5/23/99
3/19/62
4/27/86
3/19/62
3/22/62
4/22/81
3/22/62
5/22/85
4/18/11
4/7/81



# PLAYOFFS

## PLAYOFF YEAR-BY-YEAR BREAKDOWN

### ALL-TIME PLAYOFF RESULTS

YEAR.....	RESULT
1949-50.....	Reached championship finals
1950-51.....	Reached Eastern finals
1951-52.....	Reached Eastern finals
1952-53.....	Reached Eastern semifinals
1953-54.....	Reached championship finals
1954-55.....	Won title
1955-56.....	Reached Eastern finals
1956-57.....	Reached Eastern finals
1957-58.....	Reached Eastern semifinals
1958-59.....	Reached Eastern finals
1959-60.....	Reached Eastern semifinals
1960-61.....	Reached Eastern finals
1961-62.....	Reached Eastern semifinals
1962-63.....	Reached Eastern semifinals
1963-64.....	Reached Eastern semifinals
1964-65.....	Reached Eastern finals
1965-66.....	Reached Eastern finals
1966-67.....	Won title
1967-68.....	Reached Eastern finals
1968-69.....	Reached Eastern semifinals
1969-70.....	Reached Eastern semifinals
1970-71.....	Reached Eastern semifinals
1975-76.....	Reached Eastern first round
1976-77.....	Reached championship finals
1977-78.....	Reached Eastern finals
1978-79.....	Reached Eastern semifinals
1979-80.....	Reached championship finals
1980-81.....	Reached Eastern finals
1981-82.....	Reached championship finals
1982-83.....	Won title
1983-84.....	Reached Eastern first round
1984-85.....	Reached Eastern finals
1985-86.....	Reached Eastern semifinals
1986-87.....	Reached Eastern first round
1988-89.....	Reached Eastern first round
1989-90.....	Reached Eastern semifinals
1990-91.....	Reached Eastern semifinals
1998-99.....	Reached Eastern semifinals
1999-00.....	Reached Eastern semifinals
2000-01.....	Reached championship finals
2001-02.....	Reached Eastern first round
2002-03.....	Reached Eastern semifinals
2004-05.....	Reached Eastern first round
2007-08.....	Reached Eastern first round
2008-09.....	Reached Eastern first round
2010-11.....	Reached Eastern first round
2011-12.....	Reached Eastern semifinals
2017-18.....	Reached Eastern semifinals
2018-19.....	Reached Eastern semifinals
2019-20.....	Reached Eastern first round

### ALL-TIME PLAYOFF RECORD

YEAR.....	RESULT
1949-50.....	6-5
1950-51.....	4-3
1951-52.....	3-4
1952-53.....	0-2
1953-54.....	9-4
1954-55.....	7-4
1955-56.....	4-4
1956-57.....	2-3
1957-58.....	1-2
1958-59.....	5-4
1959-60.....	1-2
1960-61.....	4-4
1961-62.....	2-3
1962-63.....	2-3
1963-64.....	2-3
1964-65.....	6-5
1965-66.....	1-4
1966-67.....	11-4
1967-68.....	7-6
1968-69.....	1-4
1969-70.....	1-4
1970-71.....	3-4
1975-76.....	1-2
1976-77.....	10-9
1977-78.....	6-4
1978-79.....	5-4
1979-80.....	12-6
1980-81.....	9-7
1981-82.....	12-9
1982-83.....	12-1
1983-84.....	2-3
1984-85.....	8-5
1985-86.....	6-6
1986-87.....	2-3
1988-89.....	0-3
1989-90.....	4-6
1990-91.....	4-4
1998-99.....	3-5
1999-00.....	5-5
2000-01.....	12-11
2001-02.....	2-3
2002-03.....	6-6
2004-05.....	1-4
2007-08.....	2-4
2008-09.....	2-4
2010-11.....	1-4
2011-12.....	7-6
2017-18.....	5-5
2018-19.....	7-5
2019-20.....	0-4
<b>Totals.....</b>	<b>228-219</b>
<b>WINNING PCT.....</b>	<b>.510</b>





# PLAYOFFS

## ALL-TIME PLAYOFF RESULTS

### 1949-50

#### EASTERN DIVISION SEMIFINALS

(Syracuse 2, Philadelphia 0)

3/22/50	@ Syracuse	W	93-76
3/23/50	@ Philadelphia	W	59-53

#### EASTERN DIVISION FINALS

(Syracuse 2, New York 1)

3/26/50	@ Syracuse	W	91-83 (OT)
3/30/50	@ New York	L	76-80
4/2/50	@ Syracuse	W	91-80

### NBA FINALS

(Minneapolis 4, Syracuse 2)

4/8/50	@ Syracuse	L	66-68
4/9/50	@ Syracuse	W	91-85
4/14/50	@ Minneapolis	L	76-91
4/16/50	@ Minneapolis	L	69-77
4/20/50	@ Syracuse	W	83-77
4/23/50	@ Minneapolis	L	95-110

### 1950-51

#### EASTERN DIVISION SEMIFINALS

(Syracuse 2, Philadelphia 0)

3/20/51	@ Philadelphia	W	91-81 (OT)
3/22/51	@ Syracuse	W	90-78

#### EASTERN DIVISION FINALS

(New York 3, Syracuse 2)

3/28/51	@ New York	L	92-103
3/29/51	@ Syracuse	W	102-80
3/31/51	@ New York	L	75-97
4/1/51	@ Syracuse	W	90-83
4/4/51	@ New York	L	81-83

### 1951-52

#### EASTERN DIVISION SEMIFINALS

(Syracuse 2, Philadelphia 1)

3/20/52	@ Syracuse	W	102-83
3/22/52	@ Philadelphia	L	95-100
3/23/52	@ Syracuse	W	84-73

#### EASTERN DIVISION FINALS

(New York 3, Syracuse 1)

4/2/52	@ Syracuse	L	85-87
4/3/52	@ Syracuse	W	102-92
4/4/52	@ New York	L	92-99
4/8/52	@ New York	L	93-100

### 1952-53

#### EASTERN DIVISION SEMIFINALS

(Boston 2, Syracuse 0)

3/19/53	@ Syracuse	L	81-87
3/21/53	@ Boston	L	105-111 (4 OT)

### 1953-54

#### EASTERN DIVISION ROUND ROBIN

3/17/54	Syracuse @ Boston	W	96-95 (OT)
3/18/54	New York @ Syracuse	W	75-68
3/21/54	Syracuse @ New York	W	103-99
3/22/54	Boston @ Syracuse	W	98-85

#### EASTERN DIVISION FINALS

(Syracuse 2, Boston 0)

3/25/54	@ Syracuse	W	109-94
3/27/54	@ Boston	W	83-76

### NBA FINALS

(Minneapolis 4, Syracuse 3)

3/31/54	@ Minneapolis	L	68-79
4/3/54	@ Minneapolis	W	62-60

4/4/54	@ Syracuse	L	67-81
4/8/54	@ Syracuse	W	80-69
4/10/54	@ Syracuse	L	73-84
4/11/54	@ Minneapolis	W	65-63
4/12/54	@ Minneapolis	L	80-87

### 1954-55

#### EASTERN DIVISION SEMIFINALS

(received bye in semifinals)

#### EASTERN DIVISION FINALS

(Syracuse 3, Boston 1)

3/22/55	@ Syracuse	W	110-100
3/24/55	@ Syracuse	W	116-110
3/26/55	@ Boston	L	97-100 (OT)
3/27/55	@ Boston	W	110-94

### NBA FINALS

(Syracuse 4, Fort Wayne 3)

3/31/55	@ Syracuse	W	86-82
4/2/55	@ Syracuse	W	87-84
4/3/55	@ Fort Wayne	L	89-96
4/5/55	@ Fort Wayne	L	102-109
4/7/55	@ Fort Wayne	L	71-74
4/9/55	@ Syracuse	W	109-104
4/10/55	@ Syracuse	W	92-91

### 1955-56

Third Place Game

Syracuse defeated New York, 82-77, on March 15, 1956, in Syracuse, N.Y., in a third-place "play-in" game. The win does not affect the franchise playoff record.

#### EASTERN DIVISION SEMIFINALS

(Syracuse 2, Boston 1)

3/17/56	@ Boston	L	93-110
3/19/56	@ Syracuse	W	101-98
3/21/56	@ Boston	W	102-97

#### EASTERN DIVISION FINALS

(Philadelphia 3, Syracuse 2)

3/23/56	@ Philadelphia	L	87-109
3/25/56	@ Syracuse	W	122-118
3/27/56	@ Philadelphia	L	96-119
3/28/56	@ Syracuse	W	108-104
3/29/56	@ Philadelphia	L	104-109

### 1956-57

#### EASTERN DIVISION SEMIFINALS

(Syracuse 2, Philadelphia 0)

3/16/57	@ Philadelphia	W	103-96
3/18/57	@ Syracuse	W	91-80

#### EASTERN DIVISION FINALS

(Boston 3, Syracuse 0)

3/21/57	@ Boston	L	90-108
3/23/57	@ Syracuse	L	105-120
3/24/57	@ Boston	L	80-83

### 1957-58

#### EASTERN DIVISION SEMIFINALS

(Philadelphia 2, Syracuse 1)

3/15/58	@ Syracuse	W	86-82
3/16/58	@ Philadelphia	L	93-95
3/18/58	@ Syracuse	L	88-101

### 1958-59

#### EASTERN DIVISION SEMIFINALS

(Syracuse 2, New York 0)

3/13/59	@ New York	W	129-123
3/15/59	@ Syracuse	W	131-115



# PLAYOFFS

## ALL-TIME PLAYOFF RESULTS

### EASTERN DIVISION FINALS

(Boston 4, Syracuse 3)

3/18/59	@ Boston	L	109-131
3/21/59	@ Syracuse	W	120-118
3/22/59	@ Boston	L	111-133
3/25/59	@ Syracuse	W	119-107
3/28/59	@ Boston	L	108-129
3/29/59	@ Syracuse	W	133-121
4/1/59	@ Boston	L	125-130

### 1959-60

#### EASTERN DIVISION SEMIFINALS

(Philadelphia 2, Syracuse 1)

3/11/60	@ Philadelphia	L	92-115
3/13/60	@ Syracuse	W	125-119
3/14/60	@ Philadelphia	L	112-132

### 1960-61

#### EASTERN DIVISION SEMIFINALS

(Syracuse 3, Philadelphia 0)

3/14/61	@ Philadelphia	W	115-107
3/16/61	@ Syracuse	W	115-114
3/18/61	@ Philadelphia	W	106-103

### EASTERN DIVISION FINALS

(Boston 4, Syracuse 1)

3/19/61	@ Boston	L	115-128
3/21/61	@ Syracuse	W	115-98
3/23/61	@ Boston	L	110-133
3/25/61	@ Syracuse	L	107-120
3/26/61	@ Boston	L	101-123

### 1961-62

#### EASTERN DIVISION SEMIFINALS

(Philadelphia 3, Syracuse 2)

3/16/62	@ Philadelphia	L	103-110
3/18/62	@ Syracuse	L	82-97
3/19/62	@ Philadelphia	W	101-100
3/20/62	@ Syracuse	W	106-99
3/22/62	@ Philadelphia	L	104-121

### 1962-63

#### EASTERN DIVISION SEMIFINALS

(Cincinnati 3, Syracuse 2)

3/19/63	@ Syracuse	W	123-120
3/21/63	@ Cincinnati	L	115-133
3/23/63	@ Syracuse	W	121-117
3/24/63	@ Cincinnati	L	118-125
3/26/63	@ Syracuse	L	127-131 (OT)

### 1963-64

#### EASTERN DIVISION SEMIFINALS

(Cincinnati 3, Philadelphia 2)

3/22/64	@ Cincinnati	L	102-127
3/24/64	@ Philadelphia	W	122-114
3/25/64	@ Cincinnati	L	89-101
3/28/64	@ Philadelphia	W	129-120
3/29/64	@ Cincinnati	L	124-130

### 1964-65

#### EASTERN DIVISION SEMIFINALS

(Philadelphia 3, Cincinnati 1)

3/24/65	@ Cincinnati	W	119-117
3/26/65	@ Philadelphia	L	120-121
3/28/65	@ Cincinnati	W	108-94
3/31/65	@ Philadelphia	W	119-112

### EASTERN DIVISION FINALS

(Boston 4, Philadelphia 3)

4/4/65	@ Boston	L	98-108
--------	----------	---	--------

4/6/65	@ Philadelphia	W	109-103
4/8/65	@ Boston	L	94-112
4/9/65	@ Philadelphia	W	134-131 (OT)
4/11/65	@ Boston	L	108-114
4/13/65	@ Philadelphia	W	112-106
4/15/65	@ Boston	L	109-110

### 1965-66

#### EASTERN DIVISION SEMIFINALS

(received bye in semifinals)

#### EASTERN DIVISION FINALS

(Boston 4, Philadelphia 1)

4/3/66	@ Philadelphia	L	96-115
4/6/66	@ Boston	L	93-114
4/7/66	@ Philadelphia	W	111-105
4/10/66	@ Boston	L	108-114 (OT)
4/12/66	@ Philadelphia	L	112-120

### 1966-67

#### EASTERN DIVISION SEMIFINALS

(Philadelphia 3, Cincinnati 1)

3/21/67	@ Philadelphia	L	116-120
3/22/67	@ Cincinnati	W	123-102
3/24/67	@ Philadelphia	W	121-106
3/25/67	@ Cincinnati	W	112-94

#### EASTERN DIVISION FINALS

(Philadelphia 4, Boston 1)

3/31/67	@ Philadelphia	W	127-113
4/2/67	@ Boston	W	107-102
4/5/67	@ Philadelphia	W	115-104
4/9/67	@ Boston	L	117-121
4/11/67	@ Philadelphia	W	140-116

### NBA FINALS

(Philadelphia 4, San Francisco 2)

4/14/67	@ Philadelphia	W	141-135 (OT)
4/16/67	@ Philadelphia	W	126-95
4/18/67	@ San Francisco	L	124-130
4/20/67	@ San Francisco	W	122-108
4/23/67	@ Philadelphia	L	109-117
4/24/67	@ San Francisco	W	125-122

### 1967-68

#### EASTERN DIVISION SEMIFINALS

(Philadelphia 4, New York 2)

3/22/68	@ Philadelphia	W	118-110
3/23/68	@ New York	L	117-128
3/27/68	@ Philadelphia	W	138-132 (2OT)
3/30/68	@ New York	L	98-1078
3/31/68	@ Philadelphia	W	123-107
4/1/68	@ New York	W	113-97

#### EASTERN DIVISION FINALS

(Boston 4, Philadelphia 3)

4/5/68	@ Philadelphia	L	118-127
4/10/68	@ Boston	W	115-106
4/11/68	@ Philadelphia	W	122-114
4/14/68	@ Boston	W	110-105
4/15/68	@ Philadelphia	L	104-122
4/17/68	@ Boston	L	106-114
4/19/68	@ Philadelphia	L	96-100

### 1968-69

#### EASTERN DIVISION SEMIFINALS

(Boston 4, Philadelphia 1)

3/26/69	@ Philadelphia	L	100-114
3/28/69	@ Boston	L	103-134
3/30/69	@ Philadelphia	L	118-125





# PLAYOFFS

## ALL-TIME PLAYOFF RESULTS

4/1/69	@ Boston	W	119-116
4/4/69	@ Philadelphia	L	90-93

### 1969-70

#### EASTERN DIVISION SEMIFINALS

(Milwaukee 4, Philadelphia 1)

3/25/70	@ Milwaukee	L	118-125
3/27/70	@ Milwaukee	W	112-105
3/30/70	@ Philadelphia	L	120-156
4/1/70	@ Philadelphia	L	111-118
4/3/70	@ Milwaukee	L	106-115

### 1970-71

#### EASTERN CONFERENCE SEMIFINALS

(Baltimore 4, Philadelphia 3)

3/24/71	@ Baltimore	W	126-112
3/26/71	@ Philadelphia	L	107-119
3/28/71	@ Baltimore	L	103-111
3/30/71	@ Philadelphia	L	105-120
4/1/71	@ Baltimore	W	104-103
4/3/71	@ Philadelphia	W	98-94
4/4/71	@ Baltimore	L	120-128

### 1975-76

#### FIRST ROUND

(Buffalo 2, Philadelphia 1)

4/15/76	@ Philadelphia	L	89-95
4/16/76	@ Buffalo	W	131-106
4/18/76	@ Philadelphia	L	123-124 (OT)

### 1976-77

#### FIRST ROUND

(Received first round bye)

#### EASTERN CONFERENCE SEMIFINALS

(Philadelphia 4, Boston 3)

4/17/77	@ Philadelphia	L	111-113
4/20/77	@ Philadelphia	W	113-101
4/22/77	@ Boston	W	109-100
4/24/77	@ Boston	L	119-124
4/27/77	@ Philadelphia	W	110-91
4/29/77	@ Boston	L	108-113
5/1/77	@ Philadelphia	W	83-77

#### EASTERN CONFERENCE FINALS

(Philadelphia 4, Houston 2)

5/5/77	@ Philadelphia	W	128-117
5/8/77	@ Philadelphia	W	106-97
5/11/77	@ Houston	L	94-118
5/13/77	@ Houston	W	107-95
5/15/77	@ Philadelphia	L	115-118
5/17/77	@ Houston	W	112-109

### NBA FINALS

(Portland 4, Philadelphia 2)

5/22/77	@ Philadelphia	W	107-101
5/26/77	@ Philadelphia	W	107-89
5/29/77	@ Portland	L	107-129
5/31/77	@ Portland	L	98-130
6/3/77	@ Philadelphia	L	104-110
6/5/77	@ Portland	L	107-109

### 1977-78

#### FIRST ROUND

(received bye in first round)

#### EASTERN CONFERENCE SEMIFINALS

(Philadelphia 4, New York 0)

4/16/78	@ Philadelphia	W	130-90
4/18/78	@ Philadelphia	W	119-100

4/20/78	@ New York	W	137-126
4/23/78	@ New York	W	112-107

#### EASTERN CONFERENCE FINALS

(Washington 4, Philadelphia 2)

4/30/78	@ Philadelphia	L	117-122
5/3/78	@ Philadelphia	W	110-104
5/5/78	@ Washington	L	108-123
5/7/78	@ Washington	L	105-121
5/10/78	@ Philadelphia	W	107-94
5/12/78	@ Washington	L	99-101

### 1978-79

#### FIRST ROUND

(Philadelphia 2, New Jersey 0)

4/11/79	@ Philadelphia	W	122-114
4/13/79	@ New Jersey	W	111-101

#### EASTERN CONFERENCE SEMIFINALS

(San Antonio 4, Philadelphia 3)

4/15/79	@ San Antonio	L	106-119
4/17/79	@ San Antonio	L	120-121
4/20/79	@ Philadelphia	W	123-115
4/22/79	@ Philadelphia	L	112-115 (OT)
4/26/79	@ San Antonio	W	120-97
4/29/79	@ Philadelphia	W	92-90
5/2/79	@ San Antonio	L	108-111

### 1979-80

#### FIRST ROUND

(Philadelphia 2, Washington 0)

4/2/80	@ Philadelphia	W	111-96
4/4/80	@ Washington	W	112-104

#### EASTERN CONFERENCE SEMIFINALS

(Philadelphia 4, Atlanta 1)

4/6/80	@ Philadelphia	W	107-104
4/9/80	@ Philadelphia	W	99-92
4/10/80	@ Atlanta	L	93-105
4/13/80	@ Atlanta	W	107-83
4/15/80	@ Philadelphia	W	105-100

#### EASTERN CONFERENCE FINALS

(Philadelphia 4, Boston 1)

4/18/80	@ Boston	W	96-93
4/20/80	@ Boston	L	90-96
4/23/80	@ Philadelphia	W	99-97
4/24/80	@ Philadelphia	W	102-90
4/27/80	@ Boston	W	105-94

### NBA FINALS

(Los Angeles 4, Philadelphia 2)

5/4/80	@ Los Angeles	L	102-109
5/7/80	@ Los Angeles	W	107-104
5/10/80	@ Philadelphia	L	101-111
5/11/80	@ Philadelphia	W	105-102
5/14/80	@ Los Angeles	L	103-108
5/16/80	@ Philadelphia	L	107-123

### 1980-81

#### FIRST ROUND

(Philadelphia 2, Indiana 0)

5/31/81	@ Philadelphia	W	124-108
4/2/81	@ Indiana	W	96-85

#### EASTERN CONFERENCE SEMIFINALS

(Philadelphia 4, Milwaukee 3)

4/5/81	@ Philadelphia	W	125-122
4/7/81	@ Philadelphia	L	99-109
4/10/81	@ Milwaukee	W	108-103
4/12/81	@ Milwaukee	L	98-109



# PLAYOFFS

## ALL-TIME PLAYOFF RESULTS

4/15/81	@ Philadelphia	W	116-99
4/17/81	@ Milwaukee	L	86-109
4/19/81	@ Philadelphia	W	99-98

### EASTERN CONFERENCE FINALS

(Boston 4, Philadelphia 3)

4/21/81	@ Boston	W	105-104
4/22/81	@ Boston	L	99-118
4/24/81	@ Philadelphia	W	110-100
4/26/81	@ Philadelphia	W	107-105
4/29/81	@ Boston	L	109-111
5/1/81	@ Philadelphia	L	98-100
5/3/81	@ Boston	L	90-91

### 1981-82

#### FIRST ROUND

(Philadelphia 2, Atlanta 0)

4/21/82	@ Philadelphia	W	111-76
4/23/82	@ Atlanta	W	98-95 (OT)

### EASTERN CONFERENCE SEMIFINALS

(Philadelphia 4, Milwaukee 2)

4/25/82	@ Philadelphia	W	125-122
4/28/82	@ Philadelphia	W	120-108
5/1/82	@ Milwaukee	L	91-92
5/2/82	@ Milwaukee	W	100-93
5/5/82	@ Philadelphia	L	98-110
5/7/82	@ Milwaukee	W	102-90

### EASTERN CONFERENCE FINALS

(Philadelphia 4, Boston 3)

5/9/82	@ Boston	L	81-121
5/12/82	@ Boston	W	121-113
5/15/82	@ Philadelphia	W	99-97
5/16/82	@ Philadelphia	W	119-94
5/19/82	@ Boston	L	85-114
5/21/82	@ Philadelphia	L	75-88
5/23/82	@ Boston	W	120-106

### NBA FINALS

(Los Angeles 4, Philadelphia 2)

5/27/82	@ Philadelphia	L	117-124
5/30/82	@ Philadelphia	W	110-94
6/1/82	@ Los Angeles	L	108-129
6/3/82	@ Los Angeles	L	101-111
6/6/82	@ Philadelphia	W	135-102
6/8/82	@ Los Angeles	L	104-114

### 1982-83

#### FIRST ROUND

(Received a bye in first round)

### EASTERN CONFERENCE SEMIFINALS

(Philadelphia 4, New York 0)

4/24/83	@ Philadelphia	W	112-102
4/27/83	@ Philadelphia	W	98-91
4/30/83	@ New York	W	107-105
5/1/83	@ New York	W	105-102

### EASTERN CONFERENCE FINALS

(Philadelphia 4, Milwaukee 1)

5/8/83	@ Philadelphia	W	111-109 (OT)
5/11/83	@ Philadelphia	W	87-81
5/14/83	@ Milwaukee	W	104-96
5/15/83	@ Milwaukee	L	94-100
5/18/83	@ Philadelphia	W	115-103

### NBA FINALS

(Philadelphia 4, Los Angeles 0)

5/22/83	@ Philadelphia	W	113-107
5/26/83	@ Philadelphia	W	103-93

5/29/83	@ Los Angeles	W	111-94
5/31/83	@ Los Angeles	W	115-108

### 1983-84

#### FIRST ROUND

(New Jersey 3, Philadelphia 2)

4/18/84	@ Philadelphia	L	101-116
4/20/84	@ Philadelphia	L	102-116
4/22/84	@ New Jersey	W	108-100
4/24/84	@ New Jersey	W	110-102
4/26/84	@ Philadelphia	L	98-101

### 1984-85

#### FIRST ROUND

(Philadelphia 3, Washington 1)

4/17/85	@ Philadelphia	W	104-97
4/21/85	@ Philadelphia	W	113-94
4/24/85	@ Washington	L	100-118
4/26/85	@ Washington	W	106-98

### EASTERN CONFERENCE SEMIFINALS

(Philadelphia 4, Milwaukee 0)

4/28/85	@ Milwaukee	W	127-105
4/30/85	@ Milwaukee	W	112-108
5/3/85	@ Philadelphia	W	109-104
5/5/85	@ Philadelphia	W	121-112

### EASTERN CONFERENCE FINALS

(Boston 4, Philadelphia 1)

5/12/85	@ Boston	L	93-108
5/14/85	@ Boston	L	98-106
5/18/85	@ Philadelphia	L	94-105
5/19/85	@ Philadelphia	W	115-104
5/22/85	@ Boston	L	100-102

### 1985-86

#### FIRST ROUND

(Philadelphia 3, Washington 2)

4/18/86	@ Philadelphia	L	94-95
4/20/86	@ Philadelphia	W	102-97
4/22/86	@ Washington	W	91-86
4/24/86	@ Washington	L	111-116
4/27/86	@ Philadelphia	W	134-109

### EASTERN CONFERENCE SEMIFINALS

(Milwaukee 4, Philadelphia 3)

4/29/86	@ Milwaukee	W	118-112
5/1/86	@ Milwaukee	L	107-119
5/3/86	@ Philadelphia	W	107-103
5/5/86	@ Philadelphia	L	104-109
5/7/86	@ Milwaukee	L	108-113
5/9/86	@ Philadelphia	W	126-108
5/11/86	@ Milwaukee	L	112-113

### 1986-87

#### FIRST ROUND

(Milwaukee 3, Philadelphia 2)

4/24/87	@ Milwaukee	L	104-107
4/26/87	@ Milwaukee	W	125-122 (OT)
4/29/87	@ Philadelphia	L	120-121
5/1/87	@ Philadelphia	W	124-118
5/3/87	@ Milwaukee	L	89-102

### 1988-89

#### FIRST ROUND

(New York 3, Philadelphia 0)

4/27/89	@ New York	L	96-102
4/29/89	@ New York	L	106-107
5/2/89	@ Philadelphia	L	115-116 (OT)





# PLAYOFFS

## ALL-TIME PLAYOFF RESULTS

### 1989-90

#### FIRST ROUND

(Philadelphia 3, Cleveland 2)

4/26/90	@ Philadelphia	W	111-106
4/29/90	@ Philadelphia	W	107-101
5/1/90	@ Cleveland	L	95-122
5/3/90	@ Cleveland	L	96-108
5/5/90	@ Philadelphia	W	113-97

#### EASTERN CONFERENCE SEMIFINALS

(Chicago 4, Philadelphia 1)

5/7/90	@ Chicago	L	85-96
5/9/90	@ Chicago	L	96-101
5/11/90	@ Philadelphia	W	118-112
5/13/90	@ Philadelphia	L	101-111
5/16/90	@ Chicago	L	99-117

### 1990-91

#### FIRST ROUND

(Philadelphia 3, Milwaukee 0)

4/25/91	@ Milwaukee	W	99-90
4/27/91	@ Milwaukee	W	116-112 (OT)
4/30/91	@ Philadelphia	W	121-100

#### EASTERN CONFERENCE SEMIFINALS

(Chicago 4, Philadelphia 1)

5/4/91	@ Chicago	L	92-105
5/6/91	@ Chicago	L	100-112
5/10/91	@ Philadelphia	W	99-97
5/12/91	@ Philadelphia	L	85-101
5/14/91	@ Chicago	L	95-100

### 1998-99

#### FIRST ROUND

(Philadelphia 3, Orlando 1)

5/9/99	@ Orlando	W	104-90
5/11/99	@ Orlando	L	68-79
5/13/99	@ Philadelphia	W	97-85
5/15/99	@ Philadelphia	W	101-91

#### EASTERN CONFERENCE SEMIFINALS

(Indiana 4, Philadelphia 0)

5/17/99	@ Indiana	L	90-94
5/19/99	@ Indiana	L	82-85
5/21/99	@ Philadelphia	L	86-97
5/23/99	@ Philadelphia	L	86-89

### 1999-00

#### FIRST ROUND

(Philadelphia 3, Charlotte 1)

4/22/00	@ Charlotte	W	92-82
4/24/00	@ Charlotte	L	98-108 (OT)
4/28/00	@ Philadelphia	W	81-76
5/1/00	@ Philadelphia	W	105-99

#### EASTERN CONFERENCE SEMIFINALS

(Indiana 4, Philadelphia 2)

5/6/00	@ Indiana	L	91-108
5/8/00	@ Indiana	L	97-103
5/10/00	@ Philadelphia	L	89-97
5/23/00	@ Philadelphia	W	92-90
5/15/00	@ Indiana	W	107-86
5/19/00	@ Philadelphia	L	90-106

### 2000-01

#### FIRST ROUND

(Philadelphia 3, Indiana 1)

4/21/01	@ Philadelphia	L	78-79
4/24/01	@ Philadelphia	W	116-98
4/28/01	@ Indiana	W	92-87

5/2/01 @ Indiana W 88-85

#### EASTERN CONFERENCE SEMIFINALS

(Philadelphia 4, Toronto 3)

5/6/01	@ Philadelphia	L	93-96
5/9/01	@ Philadelphia	W	97-92
5/11/01	@ Toronto	L	78-102
5/13/01	@ Toronto	W	84-79
5/16/01	@ Philadelphia	W	121-88
5/18/01	@ Toronto	L	89-101
5/20/01	@ Philadelphia	W	88-87

#### EASTERN CONFERENCE FINALS

(Philadelphia 4, Milwaukee 3)

5/22/01	@ Philadelphia	W	93-85
5/24/01	@ Philadelphia	L	78-92
5/26/01	@ Milwaukee	L	74-80
5/28/01	@ Milwaukee	W	89-93
5/30/01	@ Philadelphia	W	89-88
6/1/01	@ Milwaukee	L	100-110
6/3/01	@ Philadelphia	W	108-91

#### NBA FINALS

(Los Angeles 4, Philadelphia 1)

6/6/01	@ Los Angeles	W	107-101 (OT)
6/8/01	@ Los Angeles	L	89-98
6/10/01	@ Philadelphia	L	91-96
6/13/01	@ Philadelphia	L	86-100
6/15/01	@ Philadelphia	L	96-108

### 2001-02

#### FIRST ROUND

(Boston 3, Philadelphia 2)

4/21/02	@ Boston	L	82-92
4/25/02	@ Boston	L	85-93
4/28/02	@ Philadelphia	W	108-103
5/1/02	@ Philadelphia	W	83-81
5/3/02	@ Boston	L	87-120

### 2002-03

#### FIRST ROUND

(Philadelphia 4, New Orleans 2)

4/20/03	@ Philadelphia	W	98-90
4/23/03	@ Philadelphia	W	90-85
4/26/03	@ New Orleans	L	85-99
4/28/03	@ New Orleans	L	87-96
4/30/03	@ Philadelphia	W	93-91
5/2/03	@ New Orleans	W	107-103

#### EASTERN CONFERENCE SEMIFINALS

(Detroit 4, Philadelphia 2)

5/6/03	@ Detroit	L	87-89
5/8/03	@ Detroit	L	97-104 (OT)
5/10/03	@ Philadelphia	W	93-83
5/11/03	@ Philadelphia	W	95-82
5/14/03	@ Detroit	L	77-78
5/16/03	@ Philadelphia	L	89-93 (OT)

### 2004-05

#### FIRST ROUND

(Detroit 4, Philadelphia 1)

4/23/05	@ Detroit	L	85-106
4/26/05	@ Detroit	L	84-99
4/29/05	@ Philadelphia	W	115-104
5/1/05	@ Philadelphia	L	92-97 (OT)
5/3/05	@ Detroit	L	78-88



# PLAYOFFS

## ALL-TIME PLAYOFF RESULTS

### 2007-08

#### FIRST ROUND

(Detroit 4, Philadelphia 2)

4/20/08	@ Detroit	W	90-86
4/23/08	@ Detroit	L	88-105
4/25/08	@ Philadelphia	W	95-75
4/27/08	@ Philadelphia	L	84-93
4/29/08	@ Detroit	L	81-98
5/1/08	@ Philadelphia	L	77-100

### 2008-09

#### FIRST ROUND

(Orlando 4, Philadelphia 2)

4/19/09	@ Orlando	W	100-98
4/22/09	@ Orlando	L	87-96
4/24/09	@ Philadelphia	W	96-94
4/26/09	@ Philadelphia	L	81-84
4/28/09	@ Orlando	L	78-91
4/30/09	@ Philadelphia	L	89-114

### 2010-11

#### FIRST ROUND

(Miami 4, Philadelphia 1)

4/16/11	@ Miami	L	89-97
4/18/11	@ Miami	L	73-94
4/21/11	@ Philadelphia	L	94-100
4/24/11	@ Philadelphia	W	86-82
4/27/11	@ Miami	L	91-97

### 2011-12

#### FIRST ROUND

(Philadelphia 4, Chicago 2)

4/28/12	@ Chicago	L	91-103
5/1/12	@ Chicago	W	109-92
5/4/12	@ Philadelphia	W	79-74
5/6/12	@ Philadelphia	W	89-82
5/8/12	@ Chicago	L	69-77
5/10/12	@ Philadelphia	W	79-78

#### EASTERN CONFERENCE SEMIFINALS

(Boston 4, Philadelphia 3)

5/12/12	@ Boston	L	91-92
5/14/12	@ Boston	W	82-81
5/16/12	@ Philadelphia	L	91-107
5/18/12	@ Philadelphia	W	92-83
5/21/12	@ Boston	L	85-101
5/23/12	@ Philadelphia	W	82-75
5/26/12	@ Boston	L	75-85

### 2017-18

#### FIRST ROUND

(Philadelphia 4, Miami 1)

4/14/18	@ Philadelphia	W	130-103
4/16/18	@ Philadelphia	L	103-113
4/19/18	@ Miami	W	128-108
4/21/18	@ Miami	W	106-102
4/24/18	@ Philadelphia	W	104-91

#### EASTERN CONFERENCE SEMIFINALS

(Boston 4, Philadelphia 1)

4/30/18	@ Boston	L	101-117
5/3/18	@ Boston	L	103-108
5/5/18	@ Philadelphia	L	98-101 (OT)
5/7/18	@ Philadelphia	W	103-92
5/9/18	@ Boston	L	112-114

### 2018-19

#### FIRST ROUND

(Philadelphia 4, Brooklyn 1)

4/13/19	@ Philadelphia	L	102-111
4/15/19	@ Philadelphia	W	145-123
4/18/19	@ Brooklyn	W	131-115
4/20/19	@ Brooklyn	W	112-108
4/23/19	@ Philadelphia	W	122-100

#### EASTERN CONFERENCE SEMIFINALS

(Toronto 4, Philadelphia 3)

4/27/19	@ Toronto	L	95-108
4/29/19	@ Toronto	W	94-89
5/02/19	@ Philadelphia	W	116-95
5/05/19	@ Philadelphia	L	96-101
5/07/19	@ Toronto	L	89-125
5/09/19	@ Philadelphia	W	112-101
5/12/19	@ Toronto	L	90-92

### 2019-20

#### FIRST ROUND

(Boston 4, Philadelphia 0)

8/17/20	at Boston	L	101-109
8/19/20	at Boston	L	101-128
8/21/20	vs. Boston	L	94-102
8/23/20	vs. Boston	L	106-110

Note: Due to the coronavirus pandemic, all games were played in Orlando, Florida on the NBA Campus.





# PLAYOFFS

## 7-GAME SERIES: FINAL GAME RESULTS

6-10 OVERALL (76ERS: 5-8: NATIONALS: 1-2)

DATE	ROUND	OPPONENT	RESULT/SCORE
04/12/54	NBA Finals	at Minneapolis	L, 80-87
04/10/55	NBA Finals	Fort Wayne	W, 92-91
04/01/59	Eastern Division Finals	at Boston	L, 125-130
04/15/65	Eastern Division Finals	at Boston	L, 109-110
04/19/68	Eastern Division Finals	Boston	L, 96-100
04/04/71	Eastern Conference Semifinals	at Baltimore	L, 120-128
05/01/77	Eastern Conference Semifinals	Boston	W, 83-77
05/02/79	Eastern Conference Semifinals	at San Antonio	L, 108-111
04/19/81	Eastern Conference Semifinals	Milwaukee	W, 99-98
05/03/81	Eastern Conference Finals	at Boston	L, 90-91
05/23/82	Eastern Conference Finals	at Boston	W, 120-106
05/11/86	Eastern Conference Semifinals	at Milwaukee	L, 112-113
05/20/01	Eastern Conference Semifinals	Toronto	W, 88-87
06/03/01	Eastern Conference Finals	Milwaukee	W, 108-91
05/26/12	Eastern Conference Semifinals	at Boston	L, 75-85
05/12/19	Eastern Conference Semifinals	at Toronto	L, 90-92

## 5-GAME SERIES: FINAL GAME RESULTS

2-8 OVERALL (76ERS: 2-4: NATIONALS: 0-4)

DATE	ROUND	OPPONENT	RESULT/SCORE
04/04/51	Eastern Division Finals	at New York	L, 81-83
03/29/56	Eastern Division Finals	at Philadelphia	L, 104-109
03/22/62	Eastern Division Semifinals	at Philadelphia	L, 104-121
03/26/63	Eastern Division Semifinals	Cincinnati	L, 127-131 (OT)
03/29/64	Eastern Division Semifinals	at Cincinnati	L, 124-130
04/26/84	First Round	New Jersey	L, 98-101
04/27/86	First Round	Washington	W, 134-109
05/03/87	First Round	at Milwaukee	L, 89-102
05/05/90	First Round	Cleveland	W, 113-97
05/03/02	First Round	at Boston	L, 87-120

## 3-GAME SERIES: FINAL GAME RESULTS

3-3 OVERALL (76ERS: 0-1: NATIONALS: 3-2)

DATE	ROUND	OPPONENT	RESULT/SCORE
04/02/50	Eastern Division Finals	New York	W, 91-80
03/23/52	Eastern Division Semifinals	Philadelphia	W, 84-73
03/21/56	Eastern Division Semifinals	at Boston	W, 102-97
03/18/58	Eastern Division Semifinals	Philadelphia	L, 88-101
03/14/60	Eastern Division Semifinals	at Philadelphia	L, 112-132
04/18/76	First Round	Buffalo	L, 123-124



# PLAYOFFS

## ALL-TIME PLAYOFF BREAKDOWN

### FIRST ROUND

YEAR	RECORD
1975-76	1-2
1978-79	2-0
1979-80	2-0
1980-81	2-0
1981-82	2-0
1983-84	2-3
1984-85	3-1
1985-86	3-2
1986-87	2-3
1988-89	0-3
1989-90	3-2
1990-91	3-0
1998-99	3-1
1999-00	3-1
2000-01	3-1
2001-02	2-3
2002-03	4-2
2004-05	1-4
2007-08	2-4
2008-09	2-4
2010-11	1-4
2011-12	4-2
2017-18	4-1
2018-19	4-1
2019-20	0-4
<b>TOTALS</b>	<b>58-48</b>

### ROUND ROBIN

YEAR	RECORD
1953-54	4-0
<b>TOTALS</b>	<b>4-0</b>

### EASTERN (DIVISION) CONFERENCE SEMIFINALS

YEAR	RECORD
1949-50	2-0
1950-51	2-0
1951-52	2-1
1952-53	0-2
1955-56	2-1
1956-57	2-0
1957-58	1-2
1958-59	2-0
1959-60	1-2
1960-61	3-0
1961-62	2-3
1962-63	2-3
1963-64	2-3
1964-65	3-1
1966-67	3-1
1967-68	4-2
1968-69	1-4
1969-70	1-4
1970-71	3-4
1976-77	4-3
1977-78	4-0
1978-79	3-4
1979-80	4-1
1980-81	4-3
1981-82	4-2
1982-83	4-0
1984-85	4-0
1985-86	3-4
1989-90	1-4
1990-91	1-4
1998-99	0-4
1999-00	2-4
2000-01	4-3
2002-03	4-2
2011-12	3-4
2017-18	1-4
2018-19	3-4
<b>TOTALS</b>	<b>89-85</b>

### EASTERN (DIVISION) CONFERENCE FINALS

YEAR	RECORD
1949-50	2-1
1950-51	2-3
1951-52	1-3
1953-54	2-0
1954-55	3-1
1955-56	2-3
1956-57	0-3
1958-59	3-4
1960-61	1-4
1964-65	3-4
1965-66	1-4
1966-67	4-1
1967-68	3-4
1976-77	4-2
1977-78	2-4
1979-80	4-1
1980-81	3-4
1981-82	4-3
1982-83	4-1
1984-85	1-4
2000-01	4-3
<b>TOTALS</b>	<b>53-57</b>

### NBA FINALS

YEAR	RECORD
1949-50	2-4
1953-54	3-4
1954-55	4-3
1966-67	4-2
1976-77	2-4
1979-80	2-4
1981-82	2-4
1982-83	4-0
2000-01	1-4
<b>TOTALS</b>	<b>24-29</b>

### ROUND-BY-ROUND IN THE NBA PLAYOFFS

First Round	58-48
Round Robin	4-0
Eastern Conference Semifinals	89-85
Eastern Conference Finals	53-57
NBA Finals	24-29
<b>TOTALS</b>	<b>228-219</b>

*NOTE: The Third-Place "play-in" game is not recognized as a playoff game.*



The 1982-83 Philadelphia 76ers won the NBA Championship.



## TOP SINGLE-GAME PERFORMANCES

### 76ERS/NATIONALS TOP-10 PLAYOFF PERFORMANCES

POINTS			
PTS	PLAYER	OPP	DATE
55	Allen Iverson	vs. NOH	4/20/03
54	Allen Iverson	vs. TOR	5/09/01
52	Allen Iverson	vs. TOR	5/16/01
50	Billy Cunningham	vs. MIL	4/01/70
48	Allen Iverson	at LAL (OT)	6/06/01
46	Wilt Chamberlain	vs. BOS	4/12/66
46	Allen Iverson	at MIL	6/01/01
45	Lee Shaffer	vs. CIN (OT)	3/26/63
45	Allen Iverson	vs. IND	4/24/01
45	Allen Iverson	at NOH	5/02/03

REBOUNDS			
REBS	PLAYER	OPP	DATE
41	Wilt Chamberlain	vs. BOS	4/05/67
39	Wilt Chamberlain	vs. BOS	4/06/65
38	Wilt Chamberlain	vs. SF	4/16/67
37	Wilt Chamberlain	at BOS	4/08/65
36	Wilt Chamberlain	vs. BOS	4/11/67
34	Wilt Chamberlain	vs. BOS (OT)	4/09/65
34	Wilt Chamberlain	vs. BOS	4/12/66
34	Wilt Chamberlain	vs. BOS	4/19/68
33	Wilt Chamberlain	at BOS (OT)	4/10/66
33	Wilt Chamberlain	vs. SF (OT)	4/14/67

ASSISTS			
AST	PLAYER	OPP	DATE
19	Wilt Chamberlain	vs. CIN	3/24/67
16	Maurice Cheeks	at NYK	4/27/89
16	Allen Iverson	vs. TOR	5/20/01
15	George King	vs. PHI	3/28/56
15	Johnny Dawkins	at CHI	5/16/90
15	Allen Iverson	vs. DET	4/29/05
14	Maurice Cheeks	at BOS	5/12/82
14	Johnny Dawkins	vs. CLE	5/05/90
14	Ben Simmons	vs. MIA	4/14/18
13	George King	at PHI	3/29/56
13	Wilt Chamberlain	vs. BOS	3/31/67
13	Wilt Chamberlain	vs. BOS	4/11/67
13	Maurice Cheeks	at SA	5/02/79
13	Lionel Hollins	vs. LAL	5/11/80
13	Maurice Cheeks	vs. MIL	5/09/86
13	Johnny Dawkins	at CHI	5/09/90
13	Eric Snow	at CHA (OT)	4/24/00
13	Aaron McKie	vs. MIL	6/03/01

### OPPONENTS TOP-10 PLAYOFF PERFORMANCES

POINTS			
PTS	PLAYER	OPP	DATE
56	Wilt Chamberlain	at PHI	3/22/62
55	Rick Barry	at SF	4/18/67
53	Wilt Chamberlain	at PHI	3/14/60
50	Bob Cousy	at BOS (4OT)	3/21/53
50	Vince Carter	at TOR	5/11/01
49	Michael Jordan	vs. CHI	5/11/90
46	Wilt Chamberlain	at PHI	3/14/61
46	Kareem Abdul-Jabbar	at MIL	4/03/70
46	Michael Jordan	vs. CHI	5/10/91
46	Paul Pierce	at BOS	5/03/02

REBOUNDS			
REBS	PLAYER	OPP	DATE
39	Bill Russell	at BOS	3/23/61
35	Wilt Chamberlain	at PHI	3/22/62
34	Bill Russell	at BOS	3/19/61
33	Bill Russell	at BOS	3/26/61
32	Bill Russell	at BOS	3/18/59
32	Bill Russell	at BOS	3/28/59
32	Bill Russell	at BOS	4/01/59
32	Wilt Chamberlain	at PHI	3/14/61
32	Bill Russell	at BOS	4/04/65
31	Bill Russell	at BOS	3/21/57
31	Bill Russell	vs. BOS	4/12/66
31	Nate Thurmond	vs. SF (OT)	4/14/67
31	Bill Russell	at BOS	4/17/68

ASSISTS			
AST	PLAYER	OPP	DATE
18	Oscar Robertson	at CIN	3/29/64
18	Mark Price	at CLE	5/03/90
17	Rajon Rondo	vs. BOS	3/23/12
16	Oscar Robertson	at CIN	3/22/64
16	Oscar Robertson	vs. CIN	3/21/67
16	Paul Pressey	at MIL	4/30/85
16	Paul Pressey	at MIL	5/07/86
15	Bob Cousy	vs. BOS	3/24/55
15	Bob Cousy	at BOS	3/18/59
15	John Havlicek	at BOS	4/24/77
15	Paul Pressey	at MIL	5/11/86
15	Rajon Rondo	vs. BOS	5/18/12



**YEAR - BY - YEAR**





# YEAR BY YEAR RESULTS

## 1949-1950 SEASON STATISTICS

RECORD: 51-13 (.797)

HOME: 31-1

AWAY: 15-12

NEUTRAL: 5-0

1ST EASTERN DIVISION

PLAYER	G	MIN	FG-FGA	PCT	FT-FTA	PCT	REB	AST	PF-DQ	PTS	AVG
Schayes	64	—	348-903	.385	376-486	.774	—	259	225	1072	16.8
Gabor	56	—	226-671	.337	157-228	.689	—	108	198	609	10.9
Cervi	56	—	143-431	.332	287-346	.829	—	264	223	573	10.2
Ratkovicz	62	—	162-439	.369	211-348	.606	—	124	201	535	8.6
Seymour	62	—	175-524	.334	126-176	.716	—	189	157	476	7.7
Hannum	64	—	177-488	.363	128-186	.688	—	129	264	482	7.5
Macknowski	59	—	154-463	.333	131-178	.736	—	65	128	439	7.4
Peterson	62	—	167-390	.428	111-185	.600	—	33	198	445	7.2
Levane	60	—	139-418	.333	54-85	.635	—	156	106	332	5.5
Corley	60	—	117-370	.316	75-122	.615	—	109	81	309	5.2
Chollet	49	—	61-179	.341	35-56	.625	—	37	52	157	3.2
<b>NATIONALS</b>	<b>64</b>	<b>—</b>	<b>1869-5276</b>	<b>.354</b>	<b>1691-2396</b>	<b>.706</b>	<b>—</b>	<b>1473</b>	<b>1833</b>	<b>5429</b>	<b>84.8</b>
<b>OPPONENTS</b>	<b>64</b>	<b>—</b>	<b>—</b>	<b>—</b>	<b>—</b>	<b>—</b>	<b>—</b>	<b>—</b>	<b>—</b>	<b>4907</b>	<b>76.7</b>

## 1949-1950 GAME-BY-GAME RESULTS

DATE	W/L	NATS	OPP	TEAM	DATE	W/L	NATS	OPP	TEAM
11/03	W	78	58	Denver	02/11	W	77	76	at Baltimore
11/04	W	84	51	vs. Denver	02/12	W	102	98	Waterloo
11/06	W	82	72	Philadelphia	02/16	W	105	74	Tri City
11/09	W	103	73	Indianapolis	02/19	W	82	78	Indianapolis
11/10	L	67	73	at St. Louis	02/21	L	78	89	at Denver
11/12	W	84	69	at Anderson	02/23	W	108	80	at Denver
11/13	W	80	66	New York	02/24	W	72	67	vs. Indianapolis
11/15	W	77	74	at New York	02/26	W	73	64	Chicago
11/17	W	79	76	Tri City	02/27	L	73	97	at Anderson
11/20	W	102	76	Denver	02/28	L	72	110	at Indianapolis
11/21	W	77	67	vs. Denver	03/01	W	93	72	at Waterloo
11/24	W	125	123	*****Anderson	03/02	L	85	95	at Sheboygan
11/27	W	80	62	Waterloo	03/05	W	84	75	Minneapolis
11/30	W	87	71	at Boston	03/09	W	85	74	St. Louis
12/04	W	67	61	Indianapolis	03/12	W	96	72	Boston
12/07	W	77	69	at Tri City	03/14	L	65	68	at Indianapolis
12/08	W	86	72	at Sheboygan	03/16	W	88	75	at Sheboygan
12/10	L	63	69	at Rochester	03/18	W	89	88	*at Tri City
12/11	W	89	72	Sheboygan	03/19	W	72	67	Anderson
12/14	W	96	83	Fort Wayne					
12/15	L	88	100	at Anderson					
12/18	W	86	73	Chicago					
12/20	W	95	70	at Waterloo					
12/21	W	96	84	at Tri City					
12/22	W	83	74	at Sheboygan					
12/25	W	94	88	Anderson					
12/28	L	85	87	at Washington					
12/29	W	64	62	vs. Philadelphia					
01/01	W	79	73	Washington					
01/05	W	82	73	Tri City					
01/08	W	84	68	Waterloo					
01/10	L	84	86	*at Waterloo					
01/11	L	88	98	at Minneapolis					
01/12	W	64	62	at Fort Wayne					
01/15	W	82	69	Indianapolis					
01/19	W	107	86	Denver					
01/22	L	75	77	*Anderson					
01/26	W	76	72	Rochester					
01/29	W	85	70	Sheboygan					
01/30	W	91	75	vs. Indianapolis					
02/01	L	83	91	at Tri City					
02/02	W	73	67	at Indianapolis					
02/03	W	103	79	Waterloo					
02/05	W	96	87	Baltimore					
02/08	W	106	81	Sheboygan					

\* denotes overtime

\*\*\*\*\* denotes five overtimes



# YEAR BY YEAR RESULTS

## 1950-1951 SEASON STATISTICS

RECORD: 32-34 (.485)

HOME: 24-9

AWAY: 8-25

4TH EASTERN DIVISION

PLAYER	G	MIN	FG-FGA	PCT	FT-FTA	PCT	REB	AST	PF-DQ	PTS	AVG
Schayes	66	—	332-930	.357	457-608	.752	1080	251	271-9	1121	17.0
Scolari*	66	—	302-923	.327	279-331	.843	218	255	183-1	883	13.4
Ratkovicz	66	—	264-636	.415	321-439	.731	547	193	256-11	849	12.9
Smawley****	60	—	252-663	.380	227-267	.850	178	161	145-4	731	12.2
Gabor	61	—	255-745	.342	179-242	.740	150	125	213-7	689	11.3
Jorgensen**	63	—	223-600	.372	182-265	.687	338	91	237-8	628	10.0
Cervi	53	—	132-346	.382	194-237	.819	152	208	180-9	458	8.6
Hannum	63	—	182-494	.368	107-197	.543	301	119	271-16	471	7.5
Seymour	51	—	125-385	.325	117-159	.736	194	187	138-0	367	7.2
Peterson***	53	—	130-384	.339	99-150	.660	288	66	188-9	359	6.8
Macknowski	58	—	131-435	.301	122-170	.718	110	69	134-3	384	6.6
Calabrese	46	—	70-197	.355	61-88	.693	65	65	80-0	201	4.4
Lofgran****	61	—	79-270	.293	79-127	.622	157	36	132-4	237	3.9
Chollet	14	—	6-51	.118	12-19	.632	15	12	29-0	24	1.7
<b>NATIONALS</b>	<b>66</b>	—	<b>1884-5365</b>	<b>.351</b>	<b>1912-2634</b>	<b>.726</b>	<b>3259</b>	<b>1493</b>	<b>1995-64</b>	<b>5680</b>	<b>86.1</b>
<b>OPPONENTS</b>	<b>66</b>	—	—	—	—	—	—	—	—	<b>5644</b>	<b>85.5</b>

\* Scolari played with Washington and Syracuse

\*\* Jorgensen played with Tri-Cities and Syracuse

\*\*\* Peterson played with Tri-Cities and Syracuse

\*\*\*\* Lofgran played with Indianapolis and Syracuse

\*\*\*\*\* Smawley played with Baltimore and Syracuse

## 1950-1951 GAME-BY-GAME RESULTS

DATE	W/L	NATS	OPP	TEAM	DATE	W/L	NATS	OPP	TEAM
11/02	W	92	77	Fort Wayne	02/07	L	82	102	at Baltimore
11/05	W	90	87	Minneapolis	02/08	W	96	83	New York
11/09	W	89	70	Tri-Cities	02/11	W	80	72	Baltimore
11/11	L	72	74	*at New York	02/14	L	75	77	at Fort Wayne
11/12	W	83	57	Baltimore	02/15	W	94	80	Boston
11/14	L	78	108	at Indianapolis	02/17	L	75	88	at New York
11/15	L	71	72	*at Minneapolis	02/18	W	91	80	Minneapolis
11/16	L	75	79	at Tri-Cities	02/20	W	81	79	at Indianapolis
11/19	W	96	83	New York	02/21	L	76	82	at Minneapolis
11/23	L	85	92	Indianapolis	02/25	W	98	83	New York
11/25	W	77	67	at Washington	02/27	L	72	86	at Philadelphia
11/26	W	90	76	Washington	03/01	W	108	86	Fort Wayne
11/28	L	84	108	at New York	03/03	L	78	97	at New York
11/30	L	78	81	at Philadelphia	03/04	W	85	79	Philadelphia
12/02	W	99	96	*at Baltimore	03/08	L	86	107	at Rochester
12/03	W	84	81	Indianapolis	03/10	W	121	97	Indianapolis
12/07	L	69	76	Rochester	03/11	L	91	95	Philadelphia
12/08	W	86	85	at Boston	03/13	L	93	98	at Indianapolis
12/10	L	76	86	Baltimore	03/14	L	76	100	at Minneapolis
12/14	L	69	78	Tri-Cities	03/17	L	86	100	at Philadelphia
12/16	W	79	75	*at Rochester	03/18	W	97	89	Boston
02/17	W	95	86	New York					
12/20	L	83	86	at Tri-Cities					
12/21	L	72	97	at Fort Wayne					
12/25	W	81	69	Fort Wayne					
12/26	L	100	102	at Boston					
12/28	L	88	91	*at Philadelphia					
12/30	W	90	80	*at Baltimore					
01/01	W	106	89	Boston					
01/04	L	77	80	Minneapolis					
01/06	W	87	85	*at New York					
01/07	W	73	65	Baltimore					
01/10	W	97	96	at Tri-Cities					
01/11	L	76	84	at Fort Wayne					
01/14	W	92	63	Rochester					
01/18	L	87	96	Rochester					
01/21	L	86	96	Philadelphia					
01/24	L	82	87	at Baltimore					
01/25	W	113	87	Tri-Cities					
01/27	L	83	85	at Rochester					
01/28	W	104	83	Boston					
01/30	L	87	96	at Boston					
02/01	L	90	93	New York					
02/02	L	90	96	*at Boston					
02/04	W	78	75	Philadelphia					

\* denotes overtime





# YEAR BY YEAR RESULTS

## 1951-1952 SEASON STATISTICS

RECORD: 40-26 (.606)      HOME: 26-7      AWAY: 12-18      NEUTRAL: 2-1      1ST EASTERN DIVISION											
PLAYER	G	MIN	FG-FGA	PCT	FT-FTA	PCT	REB	AST	PF-DQ	PTS	AVG
Schayes	63	2004	263-740	.355	342-424	.807	773	182	213-5	868	13.8
Rocha	66	2543	300-749	.401	254-330	.770	549	128	249-4	854	12.9
King	66	1899	235-579	.406	188-264	.712	274	244	199-6	658	10.0
Seymour	66	2209	206-615	.335	186-245	.759	225	220	165-4	598	9.1
Gabor	57	1085	173-538	.322	142-183	.776	93	86	188-5	488	8.6
Jorgensen	66	1318	190-460	.413	149-187	.797	288	63	190-2	529	8.0
Cervi	55	850	99-280	.354	219-248	.883	87	148	176-7	417	7.6
Ratkovicz	66	1356	165-473	.349	163-242	.674	328	90	235-8	493	7.5
Osterkorn	66	1721	145-413	.351	199-335	.594	444	117	226-8	489	7.4
Calabrese	58	937	109-317	.344	73-103	.709	84	83	107-0	291	5.0
Savage	12	118	9-43	.209	18-28	.643	24	12	22-0	36	3.0
NATIONALS	66	—	1894-5207	.364	1933-2589	.747	3603	1373	1970-49	5721	86.7
OPPONENTS	66	—	—	—	—	—	—	—	—	5427	82.2

## 1951-1952 GAME-BY-GAME RESULTS

DATE	W/L	NATS	OPP	TEAM	DATE	W/L	NATS	OPP	TEAM
11/01	W	90	75	Fort Wayne	02/09	L	76	84	at Baltimore
11/02	W	98	67	Minneapolis	02/10	W	91	84	Philadelphia
11/10	L	82	91	at Baltimore	02/12	L	69	78	at New York
11/11	W	93	79	Indianapolis	02/14	L	76	78	Rochester
11/15	W	97	95	Boston	02/16	L	84	92	at Rochester
11/16	W	97	90	at Philadelphia	02/17	W	66	61	New York
11/17	W	79	72	at New York	02/21	W	88	80	Minneapolis
11/18	W	71	68	Baltimore	02/23	L	80	81	at Baltimore
11/22	W	96	72	at Fort Wayne	02/24	L	75	77	Boston
11/23	L	68	82	at Indianapolis	02/27	L	81	88	at Boston
11/25	W	100	73	New York	02/28	W	88	83	Fort Wayne
11/29	W	82	78	Fort Wayne	03/01	L	83	98	at Rochester
11/30	L	75	82	at Philadelphia	03/02	W	76	72	Rochester
12/02	L	79	81	Rochester	03/06	W	83	81	**at Fort Wayne
12/04	L	77	83	at Indianapolis	03/07	L	76	81	at Indianapolis
12/05	W	83	81	*at Minneapolis	03/08	L	83	92	at Philadelphia
12/06	L	70	73	vs. Milwaukee	03/09	W	99	82	Philadelphia
12/08	W	95	75	at Rochester	03/12	W	89	71	at Boston
12/09	W	93	74	Philadelphia	03/13	W	89	70	Boston
12/11	W	80	62	vs. Fort Wayne	03/15	L	90	97	at New York
12/13	W	89	82	Milwaukee	03/16	L	84	90	New York
12/16	L	92	96	Indianapolis					
12/19	L	97	103	at Boston					
12/22	L	73	92	at New York					
12/23	L	72	75	New York					
12/25	W	70	65	vs. Milwaukee					
12/27	L	68	69	Milwaukee					
12/30	W	108	91	Baltimore					
01/01	L	80	82	at Minneapolis					
01/03	W	107	81	Boston					
01/06	W	98	93	Philadelphia					
01/10	W	110	96	New York					
01/12	W	92	88	at Baltimore					
01/13	W	103	85	Indianapolis					
01/17	W	110	105	***Minneapolis					
01/20	W	99	80	Baltimore					
01/22	W	93	82	at Milwaukee					
01/23	W	99	97	*at Minneapolis					
01/25	L	94	95	*at Philadelphia					
01/26	W	78	73	at Baltimore					
01/27	W	91	86	Boston					
01/31	W	88	79	Milwaukee					
02/03	W	95	73	Baltimore					
02/06	L	88	99	at Boston					
02/08	W	96	87	at Philadelphia					

\* denotes overtime

\*\* denotes double-overtime

\*\*\* denotes triple-overtime



# YEAR BY YEAR RESULTS

## 1952-1953 SEASON STATISTICS

RECORD: 47-24 (.662)

HOME: 32-2

AWAY: 10-19

NEUTRAL: 5-3

2ND EASTERN DIVISION

PLAYER	G	MIN	FG-FGA	PCT	FT-FTA	PCT	REB	AST	PF-DQ	PTS	AVG
Schayes	71	2668	375-1022	.367	512-619	.827	920	227	271-9	1262	17.8
Seymour	67	2684	306-798	.383	340-416	.817	246	294	210-3	952	14.2
King	71	2519	255-635	.402	284-442	.643	281	364	244-2	794	11.2
Rocha	69	2454	268-690	.388	234-310	.755	510	137	257-5	770	11.2
Gabor	69	1337	215-614	.350	217-284	.764	104	134	262-11	647	9.4
Lloyd	64	1806	156-453	.344	160-231	.693	444	64	241-6	472	7.4
Jorgensen	70	1355	145-436	.333	146-199	.734	236	76	247-7	436	6.2
Osterkorn	49	1016	85-262	.324	106-168	.631	217	61	129-2	276	5.6
Cervi, Al	38	301	31-71	.437	81-100	.810	22	28	90-2	143	3.8
Lochmueller, Bob	62	802	79-245	.322	74-122	.607	162	47	143-1	232	3.7
Brasco, James	10	111	11-48	.229	11-14	.786	15	12	18-1	33	3.3
<b>NATIONALS</b>	<b>71</b>	<b>—</b>	<b>1942-5329</b>	<b>.364</b>	<b>2197-2950</b>	<b>.745</b>	<b>3472</b>	<b>1459</b>	<b>2132-49</b>	<b>6081</b>	<b>85.6</b>
<b>OPPONENTS</b>	<b>71</b>	<b>—</b>	<b>—</b>	<b>—</b>	<b>—</b>	<b>—</b>	<b>—</b>	<b>—</b>	<b>—</b>	<b>5775</b>	<b>81.3</b>

## 1952-1953 GAME-BY-GAME RESULTS

DATE	W/L	NATS	OPP	TEAM	DATE	W/L	NATS	OPP	TEAM
11/01	L	84	86	*at Philadelphia	02/02	W	98	77	vs. Baltimore
11/02	W	117	91	Philadelphia	02/04	L	92	105	at Boston
11/08	L	83	106	at Boston	02/05	W	83	79	*Rochester
11/09	W	96	89	Minneapolis	02/08	W	98	89	Philadelphia
11/13	W	96	81	Boston	02/11	L	78	96	at Fort Wayne
11/15	L	91	97	*at Baltimore	02/12	L	81	91	at Minneapolis
11/16	W	84	78	Indianapolis	02/13	W	89	86	**at Indianapolis
11/20	W	92	73	Milwaukee	02/15	L	81	85	New York
11/22	L	68	98	at New York	02/17	W	84	65	vs. Boston
11/23	W	76	73	New York	02/19	W	82	72	Milwaukee
11/27	W	86	79	Rochester	02/21	L	73	84	at Rochester
11/29	W	87	74	at Baltimore	02/22	W	86	73	Philadelphia
11/30	W	78	66	Boston	02/24	W	74	63	vs. Philadelphia
12/04	W	78	70	at Fort Wayne	02/26	W	89	77	Fort Wayne
12/06	W	82	74	at Philadelphia	02/28	L	74	77	at Baltimore
12/07	W	71	67	Milwaukee	03/01	W	79	64	New York
12/08	L	89	101	at Milwaukee	03/03	L	70	75	at Milwaukee
12/09	W	87	70	at Indianapolis	03/04	W	75	73	**at Fort Wayne
12/09	L	79	82	at Minneapolis	03/05	W	94	91	Minneapolis
12/11	W	102	83	Philadelphia	03/06	L	66	75	vs. New York
12/14	L	93	98	*at New York	03/07	L	87	88	vs. Philadelphia
12/16	L	83	88	vs. Boston	03/08	W	98	91	Baltimore
12/18	L	77	91	at Boston	03/12	W	84	70	Boston
12/20	W	90	86	Boston	03/14	W	95	81	at New York
12/21	W	102	92	Baltimore	03/15	W	84	68	Indianapolis
12/25	W	81	76	*at Baltimore	03/17	W	72	68	Boston
12/27	W	84	73	Indianapolis					
12/29	L	93	106	at Rochester					
12/31	L	87	97	at Boston					
01/01	W	92	78	Fort Wayne					
01/03	L	77	85	*at New York					
01/04	W	93	68	Baltimore					
01/07	W	114	93	vs. New York					
01/08	W	75	67	Minneapolis					
01/10	W	87	77	vs. Philadelphia					
01/11	W	76	72	Philadelphia					
01/15	W	109	85	Rochester					
01/18	W	103	84	Baltimore					
01/22	W	87	75	Fort Wayne					
01/24	W	107	82	at Rochester					
01/25	L	62	97	New York					
01/27	L	72	76	at Indianapolis					
01/29	W	83	65	at Minneapolis					
01/30	L	68	84	at Milwaukee					
02/01	W	94	79	Baltimore					

\* denotes overtime

\*\* denotes double-overtime





# YEAR BY YEAR RESULTS

## 1953-1954 SEASON STATISTICS

RECORD: 42-30 (.583)

HOME: 26-6

AWAY: 11-18

NEUTRAL: 5-6

3RD EASTERN DIVISION

PLAYER	G	MIN	FG-FGA	PCT	FT-FTA	PCT	REB	AST	PF-DQ	PTS	AVG
Schayes	72	2655	370-973	.380	488-590	.827	870	214	232-4	1228	17.1
Seymour	71	2727	316-838	.377	299-368	.813	291	364	187-2	931	13.1
King	72	2370	280-744	.376	257-410	.627	268	272	179-2	817	11.3
Lloyd	72	2206	249-666	.374	156-209	.746	529	115	303-12	654	9.1
Gabor	61	1211	204-551	.370	139-194	.716	96	162	183-4	547	9.0
Osterkorn	70	2164	203-586	.346	209-361	.579	487	151	209-1	615	8.8
Kenville	72	1405	149-388	.384	136-182	.747	247	122	138-0	434	6.0
Lavoy*	68	1277	135-356	.379	94-129	.729	317	78	215-2	364	5.4
Neal	67	899	117-369	.317	78-132	.591	257	24	139-0	312	4.7
Govedarica	23	258	25-79	.316	25-37	.676	18	24	44-1	75	3.3
Masino**	27	181	26-62	.419	30-49	.612	28	22	44-0	82	3.0
Knostman	5	47	3-10	.300	7-11	.636	17	6	9-0	13	2.6
Earle	2	12	1-2	.500	2-4	.500	2	0	0-0	4	2.0
Novak	5	24	0-7	.000	1-2	.500	2	2	9-0	1	0.2
<b>NATIONALS</b>	<b>72</b>	<b>—</b>	<b>2054-5579</b>	<b>.368</b>	<b>1905-2650</b>	<b>.719</b>	<b>3652</b>	<b>1541</b>	<b>1852-28</b>	<b>6013</b>	<b>83.5</b>
<b>OPPONENTS</b>	<b>72</b>	<b>—</b>	<b>—</b>	<b>—</b>	<b>—</b>	<b>—</b>	<b>—</b>	<b>—</b>	<b>—</b>	<b>5660</b>	<b>78.6</b>

\* Lavoy played with Milwaukee and Syracuse

\*\* Masino played with Rochester and Syracuse

## 1953-1954 GAME-BY-GAME RESULTS

DATE	W/L	NATS	OPP	TEAM	DATE	W/L	NATS	OPP	TEAM
01/31	L	73	79	at Philadelphia	01/28	W	70	66	New York
11/01	W	85	61	Philadelphia	01/30	L	65	66	at New York
11/05	L	65	77	Minneapolis	01/31	W	114	70	New York
11/07	W	88	77	vs. Baltimore	02/03	L	70	82	vs. Philadelphia
11/08	W	85	66	Rochester	02/04	W	90	82	vs. New York
11/10	W	74	59	at Milwaukee	02/06	W	93	87	*Fort Wayne
11/12	L	74	78	at Fort Wayne	02/07	W	88	73	Milwaukee
11/14	L	66	77	at Boston	02/10	L	79	94	at Boston
11/15	W	69	61	Milwaukee	02/11	L	74	76	**at Philadelphia
11/19	W	79	76	Fort Wayne	02/13	L	78	81	at Rochester
11/21	L	67	68	at New York	02/14	W	111	91	Baltimore
11/22	L	80	84	*New York	02/16	L	77	95	vs. Philadelphia
11/24	W	89	80	at Rochester	02/18	W	91	77	Fort Wayne
11/25	L	58	66	vs. Baltimore	02/20	L	68	83	at Minneapolis
11/26	W	93	86	Boston	02/21	W	100	73	Minneapolis
11/28	L	80	91	vs. Boston	02/23	L	68	70	vs. Milwaukee
11/29	W	101	82	Baltimore	02/25	L	96	101	Boston
12/01	W	76	69	*at Milwaukee	02/26	W	68	62	at Milwaukee
12/03	L	74	87	vs. Minneapolis	02/28	L	85	91	Rochester
12/05	L	80	90	at Minneapolis	03/02	L	87	91	at Minneapolis
12/06	L	77	78	at Fort Wayne	03/04	W	86	63	at Fort Wayne
12/09	L	77	92	at Baltimore	03/06	W	88	77	Philadelphia
12/10	W	96	76	Milwaukee	03/07	W	103	77	Baltimore
12/12	L	85	90	at Rochester	03/10	W	85	77	at Baltimore
12/13	W	108	74	Boston	03/11	W	97	95	*Boston
12/19	W	90	83	at Boston	03/13	L	60	67	at New York
12/20	W	81	76	Minneapolis	03/14	W	113	83	New York
12/23	W	76	72	at Baltimore					
12/25	L	80	89	at New York					
12/27	W	96	75	Milwaukee					
12/30	W	96	89	vs. Boston					
12/31	W	86	81	Rochester					
01/01	L	92	95	at Boston					
01/02	W	74	66	at Philadelphia					
01/03	L	77	90	Philadelphia					
01/05	W	72	60	at Fort Wayne					
01/07	W	70	67	Fort Wayne					
01/10	W	77	73	Baltimore					
01/13	W	93	72	vs. New York					
01/14	W	96	71	Minneapolis					
01/16	W	95	93	***at Rochester					
01/17	W	84	81	Rochester					
01/23	L	91	98	at Baltimore					
01/24	L	78	80	Philadelphia					
01/26	W	79	75	vs. Philadelphia					

\* denotes overtime

\*\* denotes double-overtime

\*\*\* denotes triple-overtime



# YEAR BY YEAR RESULTS

## 1954-1955 SEASON STATISTICS

RECORD: 43-29 (.597)

HOME: 25-7

AWAY: 10-16

NEUTRAL: 8-6

1ST EASTERN DIVISION

PLAYER	G	MIN	FG-FGA	PCT	FT-FTA	PCT	REB	AST	PF-DQ	PTS	AVG
Schayes	72	2526	422-1103	.383	489-587	.833	887	213	247-6	1333	18.5
Seymour	72	2950	375-1036	.362	300-370	.811	300	483	167-0	1050	14.6
Rocha	72	2473	295-801	.368	222-284	.782	489	178	242-5	812	11.3
Kerr	72	1529	301-718	.419	152-223	.682	474	80	165-2	754	10.5
Lloyd	72	2212	286-784	.365	159-212	.750	553	151	283-4	731	10.2
Simmons*	36	862	137-384	.357	72-114	.632	220	61	109-2	346	9.6
King	67	2015	228-605	.377	140-229	.611	227	331	148-0	596	8.9
Kenville	70	1380	172-482	.357	154-201	.766	247	150	132-1	498	7.1
Farley	69	1113	136-353	.385	136-201	.677	167	111	145-1	408	5.9
Gabor	3	47	7-22	.318	3-5	.600	5	11	6-0	17	5.7
Tucker, Jim	20	287	39-116	.336	27-38	.711	97	12	50-0	105	5.3
Osterkorn, Wally	19	286	20-97	.206	16-32	.500	70	17	32-0	56	2.9
<b>NATIONALS</b>	<b>72</b>		<b>2360-6343</b>	<b>.372</b>	<b>1837-2450</b>	<b>.750</b>	<b>3933</b>	<b>1778</b>	<b>1658-20</b>	<b>6557</b>	<b>91.1</b>
<b>OPPONENTS</b>	<b>72</b>									<b>6457</b>	<b>89.7</b>

\* Simmons played with Baltimore and Syracuse

## 1954-1955 GAME-BY-GAME RESULTS

DATE	W/L	NATS	OPP	TEAM	DATE	W/L	NATS	OPP	TEAM
10/31	L	94	97	Minneapolis	01/30	L	83	93	Philadelphia
11/06	L	84	107	at Boston	02/03	L	85	104	at Fort Wayne
11/07	W	97	80	Milwaukee	02/04	L	88	114	at Boston
11/11	W	88	86	at Fort Wayne	02/06	W	94	88	at Rochester
11/13	L	72	85	at Milwaukee	02/07	W	77	75	New York
11/14	L	92	99	at Minneapolis	02/08	W	115	88	vs. Boston
11/16	W	86	85	vs. Philadelphia	01/29	L	94	104	at Boston
11/18	W	91	82	Fort Wayne	02/10	W	85	81	Minneapolis
11/20	W	80	79	at Rochester	02/12	W	92	66	Milwaukee
11/21	W	110	104	Boston	02/13	W	88	87	Rochester
11/25	W	91	85	Milwaukee	02/14	W	82	81	vs. Milwaukee
11/27	W	80	74	at New York	02/17	W	107	93	Boston
11/28	W	79	77	New York	02/18	L	86	110	at Philadelphia
12/01	L	86	88	vs. New York	02/19	W	80	78	at New York
12/02	W	82	78	Rochester	02/20	W	104	84	New York
12/04	L	73	79	at Philadelphia	02/22	L	95	97	vs. Boston
12/05	W	89	72	Philadelphia	02/24	W	97	83	Rochester
12/07	W	88	81	vs. Philadelphia	02/27	W	105	77	Philadelphia
12/08	L	78	105	at Rochester	03/01	W	105	102	at New York
12/09	W	120	107	Boston	03/02	W	103	90	vs. Fort Wayne
12/11	L	90	94	at Boston	03/03	W	83	81	at Fort Wayne
12/12	L	87	96	Philadelphia	03/04	W	99	96	at Milwaukee
12/14	W	91	82	at New York	03/06	W	107	101	Philadelphia
12/15	L	81	88	vs. New York	03/09	L	97	100	at Rochester
12/18	L	83	86	at Minneapolis	03/10	L	93	96	vs. Minneapolis
12/19	W	108	93	Minneapolis	03/12	W	112	92	Fort Wayne
12/25	L	101	109	at New York	03/13	L	76	77	Milwaukee
12/26	W	97	92	*New York					
12/28	W	84	82	vs. Rochester					
12/29	L	70	72	at Philadelphia					
01/01	W	108	102	Boston					
01/02	L	79	91	Milwaukee					
01/06	L	106	117	Minneapolis					
01/08	W	100	97	at Minneapolis					
01/09	L	72	77	at Milwaukee					
01/11	L	82	93	Minneapolis					
01/13	W	100	83	Fort Wayne					
01/16	W	90	85	Rochester					
01/19	W	98	97	*vs. Philadelphia					
01/20	W	92	87	Boston					
01/23	L	89	98	New York					
01/25	L	66	69	vs. Fort Wayne					
01/26	W	107	99	vs. Philadelphia					
01/27	W	94	79	Fort Wayne					
01/28	L	90	101	at Boston					

\* denotes overtime





# YEAR BY YEAR RESULTS

## 1955-1956 SEASON STATISTICS

RECORD: 35-37 (.486)

HOME: 23-8

AWAY: 9-19

NEUTRAL: 3-10

3RD EASTERN DIVISION

PLAYER	G	MIN	FG-FGA	PCT	FT-FTA	PCT	REB	AST	PF-DQ	PTS	AVG
Schayes	72	2517	465-1202	.387	542-632	.858	891	200	251-9	1472	20.4
Kerr	72	2114	377-935	.403	207-316	.655	607	84	168-3	961	13.3
Seymour	57	1826	227-670	.339	188-233	.807	152	276	130-1	642	11.3
King	72	2343	284-763	.372	176-275	.640	250	410	150-2	744	10.3
Rocha	72	1883	250-692	.361	220-281	.783	416	131	244-6	720	10.0
Lloyd	72	1837	213-636	.335	186-241	.772	492	116	267-6	612	8.5
Conlin	66	1423	211-574	.368	121-178	.680	326	145	121-1	543	8.2
Kennville	72	1278	170-448	.379	195-257	.759	215	159	132-0	535	7.4
Farley	72	1429	168-451	.373	143-207	.691	165	151	154-2	479	6.7
Tucker	70	895	101-290	.348	66-83	.795	232	38	166-2	268	3.8
<b>NATIONALS</b>	<b>72</b>	<b>—</b>	<b>2466-6661</b>	<b>.370</b>	<b>2044-2703</b>	<b>.756</b>	<b>4060</b>	<b>1710</b>	<b>1783-32</b>	<b>6976</b>	<b>96.9</b>
<b>OPPONENTS</b>	<b>72</b>	<b>—</b>	<b>—</b>	<b>—</b>	<b>—</b>	<b>—</b>	<b>—</b>	<b>—</b>	<b>—</b>	<b>6975</b>	<b>96.9</b>

## 1955-1956 GAME-BY-GAME RESULTS

DATE	W/L	NATS	OPP	TEAM	DATE	W/L	NATS	OPP	TEAM
11/05	W	114	113	*Fort Wayne	02/01	L	77	83	at Rochester
11/06	L	80	83	at Rochester	02/02	W	97	89	Rochester
11/12	W	91	81	at St. Louis	02/04	W	103	94	at New York
11/13	L	79	93	at Fort Wayne	02/05	W	90	85	Fort Wayne
11/17	W	105	91	Minneapolis	02/06	L	98	99	at Fort Wayne
11/19	L	94	102	at Philadelphia	02/07	L	95	128	vs. Philadelphia
11/20	W	84	80	St. Louis	02/09	L	97	98	Boston
11/23	L	101	104	vs. Philadelphia	02/10	W	94	88	vs. New York
11/24	W	111	103	Boston	02/12	W	101	74	Rochester
11/26	L	99	100	at New York	02/17	W	91	86	vs. New York
11/27	W	85	74	New York	02/18	W	85	84	Fort Wayne
11/29	L	97	105	vs. Boston	02/19	W	118	98	New York
12/03	W	114	103	Minneapolis	02/21	W	108	107	**at New York
12/04	W	102	96	at Minneapolis	02/23	W	94	92	Fort Wayne
12/06	L	88	90	vs. Fort Wayne	02/24	L	103	116	vs. St. Louis
12/08	L	94	105	at Fort Wayne	02/26	L	85	87	Philadelphia
12/09	L	92	101	at Philadelphia	02/27	W	98	95	*at Fort Wayne
12/11	W	101	89	Boston	02/27	L	94	98	vs. Minneapolis
12/15	L	133	135	***Minneapolis	03/01	W	111	100	Boston
12/17	W	110	104	at Boston	03/03	L	96	102	at Philadelphia
12/18	W	99	79	Philadelphia	03/04	L	111	118	**New York
12/20	W	98	91	at New York	03/07	L	98	111	at Boston
12/25	W	111	96	Rochester	03/08	W	92	88	St. Louis
12/26	L	91	93	at Rochester	03/10	L	84	104	at New York
12/27	L	80	91	vs. Rochester	03/11	W	99	88	Philadelphia
12/29	L	83	112	at Philadelphia	03/12	W	97	92	vs. St. Louis
12/30	L	103	110	vs. Boston	03/14	L	103	122	at Boston
12/31	W	101	92	New York					
01/01	W	85	80	at Minneapolis					
01/02	W	84	82	at St. Louis					
01/04	L	87	88	Philadelphia					
01/07	L	99	105	*Boston					
01/08	L	91	99	at Minneapolis					
01/10	L	79	90	vs. Minneapolis					
01/12	W	93	78	St. Louis					
01/13	L	104	119	at Boston					
01/14	L	93	102	at Rochester					
01/15	W	99	88	Rochester					
01/19	W	122	100	Minneapolis					
01/21	L	96	100	vs. Boston					
01/22	L	105	109	St. Louis					
01/25	L	100	112	at Philadelphia					
01/26	W	100	89	Philadelphia					
01/28	L	85	93	at St. Louis					
01/29	L	95	99	*New York					

\* denotes overtime

\*\* denotes double-overtime

\*\*\* denotes triple-overtime



# YEAR BY YEAR RESULTS

## 1956-1957 SEASON STATISTICS

RECORD: 38-34 (.528)

HOME: 22-9

AWAY: 12-19

NEUTRAL: 4-6

2ND EASTERN DIVISION

PLAYER	G	MIN	FG-FGA	PCT	FT-FTA	PCT	REB	AST	PF-DQ	PTS	AVG
Schayes	72	2851	496-1308	.379	625-691	.904	1008	229	219-5	1617	22.5
Conlin	71	2250	335-896	.374	283-368	.769	430	205	170-0	953	13.4
Kerr	72	2191	333-827	.403	225-313	.719	807	90	190-3	891	12.4
Lloyd	72	1965	256-687	.373	134-179	.749	435	114	282-10	646	9.0
Palazzi*	63	1013	210-571	.368	136-175	.777	262	49	117-1	556	8.8
Harrison	66	1810	243-629	.386	93-130	.715	156	161	220-5	579	8.8
Bianchi	68	1577	199-567	.351	165-239	.690	227	106	198-5	563	8.3
Holup, Joe	71	1284	160-487	.329	204-253	.806	279	84	177-5	524	7.4
Hennessy, Larry	21	373	56-175	.320	23-32	.719	45	27	28-0	135	6.4
Seymour, Paul	65	1235	143-442	.324	101-123	.821	130	193	91-0	387	6.0
Hopkins, Bob	62	764	130-343	.379	94-126	.746	233	22	106-0	354	5.7
Schafer, Bob	11	167	19-66	.288	11-13	.846	11	15	16-0	49	4.5
Tucker, Jim	9	110	17-44	.386	0-1	.000	20	2	26-0	34	3.8
Savage, Don	5	55	6-19	.316	6-7	.857	7	2	7-0	18	3.6
Ray, Jim	4	43	2-11	.182	3-5	.600	5	3	4-0	7	1.8
Able, Forest	1	1	0-2	.000	0-0	.000	1	1	1-0	0	0.0
<b>NATIONALS</b>	<b>72</b>	<b>—</b>	<b>2550-6915</b>	<b>.369</b>	<b>2075-2613</b>	<b>.794</b>	<b>4350</b>	<b>1282</b>	<b>1809-34</b>	<b>7175</b>	<b>99.7</b>
<b>OPPONENTS</b>	<b>72</b>	<b>—</b>	<b>—</b>	<b>—</b>	<b>—</b>	<b>—</b>	<b>—</b>	<b>—</b>	<b>—</b>	<b>7277</b>	<b>101.1</b>

\* Palazzi played with Boston and Syracuse

## 1956-1957 GAME-BY-GAME RESULTS

DATE	W/L	NATS	OPP	TEAM	DATE	W/L	NATS	OPP	TEAM
10/27	W	109	103	**vs. Philadelphia	01/30	W	119	116	at Boston
10/28	W	91	75	Rochester	01/31	W	105	104	Boston
11/03	W	75	73	at St. Louis	02/02	L	100	107	at Philadelphia
11/04	L	76	78	St. Louis	02/03	W	104	95	Ft. Wayne
11/10	L	76	90	at Rochester	02/05	L	101	105	vs. Boston
11/11	L	83	94	Boston	02/06	L	100	119	vs. New York
11/15	L	96	103	Minneapolis	02/07	W	112	110	St. Louis
11/17	L	96	109	at Philadelphia	02/09	W	101	89	at New York
11/18	W	99	97	Philadelphia	02/10	W	102	100	New York
11/20	L	81	104	at St. Louis	02/11	L	101	107	at St. Louis
11/22	L	78	111	at Minneapolis	02/14	L	95	104	Rochester
11/24	L	99	114	at Boston	02/17	W	116	106	Boston
11/27	L	82	90	vs. Rochester	02/21	W	92	86	Philadelphia
11/29	L	87	92	Ft. Wayne	02/23	W	103	101	at Minneapolis
12/01	L	100	117	at New York	02/24	W	109	93	Rochester
12/02	W	110	100	New York	02/25	L	102	108	at Ft. Wayne
12/04	W	97	96	*at Fort Wayne	02/26	W	120	108	at Minneapolis
12/06	L	92	104	at Ft. Wayne	02/27	W	108	93	vs. St. Louis
12/07	L	97	105	vs. Ft. Wayne	02/28	W	123	112	Ft. Wayne
12/09	W	116	110	Boston	03/02	L	85	98	at Philadelphia
12/15	L	108	117	Philadelphia	03/03	W	112	86	Philadelphia
12/16	W	101	91	St. Louis	03/05	W	99	92	at New York
12/23	W	107	97	Minneapolis	03/06	L	93	100	New York
12/25	L	93	98	at Rochester	03/07	L	94	99	vs. New York
12/27	L	95	102	at St. Louis	03/09	W	104	102	Boston
12/29	W	104	103	*at Philadelphia	03/10	W	94	92	at Boston
12/30	L	92	105	at Boston	03/13	L	81	114	at Ft. Wayne
01/01	W	106	102	New York					
01/03	L	111	126	at New York					
01/04	W	116	106	vs. Boston					
01/06	W	128	123	Philadelphia					
01/09	L	86	93	at Minneapolis					
01/10	L	110	118	Minneapolis					
01/12	W	97	88	at Rochester					
01/13	W	91	85	Rochester					
01/17	W	108	103	at Philadelphia					
01/18	L	94	96	vs. Philadelphia					
01/19	L	96	104	St. Louis					
01/20	W	101	98	Ft. Wayne					
01/22	L	88	90	at New York					
01/23	L	108	140	at Boston					
01/24	W	115	97	New York					
01/26	W	99	95	at Rochester					
01/27	W	94	93	Minneapolis					
01/28	W	112	96	vs. Minneapolis					

\* denotes overtime

\*\* denotes double-overtime





# YEAR BY YEAR RESULTS

## 1957-1958 SEASON STATISTICS

**RECORD: 41-31 (.569)****HOME: 26-5****AWAY: 9-21****NEUTRAL: 6-5****2ND EASTERN DIVISION**

PLAYER	G	MIN	FG-FGA	PCT	FT-FTA	PCT	REB	AST	PF-DQ	PTS	AVG
Schayes	72	2918	581-1458	.398	629-696	.904	1022	224	244-6	1791	24.9
Kerr	72	2384	407-1020	.399	280-422	.664	963	88	197-4	1094	15.2
Conlin	60	1871	343-877	.391	215-270	.796	436	133	168-2	901	15.0
Costello	72	2746	378-888	.426	320-378	.847	378	317	246-3	1076	14.9
Palazzi	67	1001	228-579	.394	123-171	.719	243	42	125-0	579	8.6
Bianchi	69	1421	215-625	.344	140-205	.683	221	114	188-4	570	8.3
Hopkins	69	1224	221-554	.399	123-161	.764	392	45	162-5	565	8.2
Harrison	72	1799	210-604	.348	97-122	.795	166	169	200-1	517	7.2
Lloyd	61	1045	119-359	.331	79-106	.745	287	60	179-3	317	5.2
Holup*	53	740	91-278	.327	71-94	.755	221	36	99-2	253	4.8
Seymour	64	763	107-315	.340	53-63	.841	107	93	88-0	267	4.2
<b>NATIONALS</b>	<b>72</b>	<b>—</b>	<b>2823-7336</b>	<b>.385</b>	<b>2075-2617</b>	<b>.793</b>	<b>4895</b>	<b>1298</b>	<b>1820-28</b>	<b>7721</b>	<b>107.2</b>
<b>OPPONENTS</b>	<b>72</b>	<b>—</b>	<b>—</b>	<b>—</b>	<b>—</b>	<b>—</b>	<b>—</b>	<b>—</b>	<b>—</b>	<b>7564</b>	<b>105.1</b>

\* Holup played with Syracuse (16 games) and Detroit (37 games)

## 1957-1958 GAME-BY-GAME RESULTS

DATE	W/L	NATS	OPP	TEAM	DATE	W/L	NATS	OPP	TEAM
10/25	W	103	85	Philadelphia	01/23	W	101	88	at Philadelphia
10/26	L	100	110	at Cincinnati	01/25	W	112	100	Boston
11/01	W	113	100	Minneapolis	01/26	L	95	118	at Boston
11/02	L	83	107	at Boston	01/28	W	110	102	at New York
11/03	L	95	113	vs. Boston	01/30	L	83	87	vs. Detroit
11/05	L	101	115	at St. Louis	02/01	W	97	91	at Minneapolis
11/08	L	99	104	New York	02/02	W	102	100	at St. Louis
11/14	W	97	94	at Philadelphia	02/04	L	113	118	at Detroit
11/15	W	91	86	St. Louis	02/07	W	105	102	vs. New York
11/16	L	101	118	at St. Louis	02/08	L	102	103	St. Louis
11/17	W	110	98	at Minneapolis	02/09	W	123	98	Boston
11/22	L	98	102	Cincinnati	02/11	W	84	76	vs. Boston
11/23	W	119	115	at New York	02/12	L	101	119	at Boston
11/27	W	92	87	Philadelphia	02/13	W	108	98	Philadelphia
11/28	L	98	102	at Philadelphia	02/16	W	113	105	Cincinnati
11/30	L	112	118	at Boston	02/18	L	98	120	at Detroit
12/01	W	118	109	Boston	02/19	W	116	110	New York
12/03	W	119	96	vs. Philadelphia	02/20	L	97	110	vs. Philadelphia
12/06	W	118	91	Detroit	02/22	L	112	115	at New York
12/07	L	113	121	at Minneapolis	02/23	W	101	92	St. Louis
12/10	W	114	104	vs. Minneapolis	02/26	W	119	90	Minneapolis
12/11	L	95	110	at Minneapolis	02/27	L	91	97	at Philadelphia
12/14	W	104	100	vs. Cincinnati	03/02	L	100	107	Boston
12/15	W	109	83	Cincinnati	03/05	W	102	91	New York
12/17	L	117	123	at New York	03/07	L	100	102	at St. Louis
12/20	W	122	113	at Cincinnati	03/09	W	111	90	Detroit
12/21	L	136	146	vs. St. Louis	03/12	W	110	99	Philadelphia
12/22	W	119	93	Detroit					
12/25	W	134	130	*New York					
12/26	W	104	100	vs. Cincinnati					
12/28	L	111	117	at Detroit					
12/29	W	105	97	Philadelphia					
01/01	W	120	109	Minneapolis					
01/02	L	98	131	vs. New York					
01/04	W	115	106	Boston					
01/05	W	111	96	at Philadelphia					
01/08	L	107	109	at Detroit					
01/09	W	127	122	Minneapolis					
01/11	L	100	105	at Cincinnati					
01/12	W	135	109	Detroit					
01/16	W	112	96	St. Louis					
01/17	L	99	120	at Boston					
01/18	L	120	123	at New York					
01/19	W	112	108	New York					
01/22	L	109	115	Cincinnati					

\* denotes overtime



# YEAR BY YEAR RESULTS

## 1958-1959 SEASON STATISTICS

**RECORD: 35-37 (.486)****HOME: 19-12****AWAY: 12-17****NEUTRAL: 4-8****3RD EASTERN DIVISION**

PLAYER	G	MIN	FG-FGA	PCT	FT-FTA	PCT	REB	AST	PF-DQ	PTS	AVG
Schayes	72	2645	504-1304	.387	526-609	.864	962	178	280-9	1534	21.3
Yardley*	61	1839	446-1042	.428	317-407	.779	431	65	159-2	1209	19.8
Kerr	72	2671	502-1139	.441	281-367	.766	1008	142	183-1	1285	17.8
Costello	70	2750	414-948	.437	280-349	.802	365	379	263-7	1108	15.8
Conlin**	72	1955	329-891	.369	197-274	.719	394	132	188-6	855	11.9
Greer	68	1625	308-679	.454	137-176	.778	196	101	189-1	753	11.1
Bianchi	72	1779	285-756	.377	149-206	.723	199	159	260-8	719	10.0
Hopkins	67	1518	246-611	.403	176-234	.752	436	67	181-5	668	10.0
Palazzi	71	1053	240-612	.392	115-158	.728	266	67	174-5	595	8.4
Dempsey***	57	694	92-215	.428	81-106	.764	160	68	95-0	265	4.6
Dierking, Connie	64	726	105-260	.404	83-140	.593	233	34	148-2	293	4.6
Seymour	21	266	32-98	.327	26-29	.897	39	36	25-0	90	4.3
Kearns	1	7	1-1	1.000	0-0	.000	0	0	1-0	2	2.0
<b>NATIONALS</b>	<b>72</b>	<b>—</b>	<b>3050-7490</b>	<b>.407</b>	<b>2046-2642</b>	<b>.774</b>	<b>4900</b>	<b>1340</b>	<b>1961-44</b>	<b>8146</b>	<b>113.1</b>
<b>OPPONENTS</b>	<b>72</b>	<b>—</b>	<b>—</b>	<b>—</b>	<b>—</b>	<b>—</b>	<b>—</b>	<b>—</b>	<b>—</b>	<b>7855</b>	<b>109.1</b>

\* Yardley played with Detroit (46 games) and Syracuse (15 games)

\*\* Conlin played with Detroit (15 games) and Syracuse (57 games)

\*\*\* Dempsey played with Philadelphia (23 games) and Syracuse (34 games)

## 1958-1959 GAME-BY-GAME RESULTS

DATE	W/L	NATS	OPP	TEAM	DATE	W/L	NATS	OPP	TEAM
10/19	W	103	94	Detroit	01/27	W	121	107	at Detroit
10/25	L	109	110	Philadelphia	01/28	L	109	112	at Minneapolis
11/01	W	130	108	Cincinnati	01/29	W	117	91	vs. Minneapolis
11/05	L	115	117	Boston	01/31	L	117	119	vs. New York
11/08	W	103	98	at Philadelphia	02/01	L	137	139	*at Boston
11/09	W	101	97	Minneapolis	02/03	L	114	115	at New York
11/12	W	116	115	at Cincinnati	02/04	L	11	113	St. Louis
11/14	W	111	109	at Detroit	02/05	L	98	111	vs. New York
11/15	L	92	96	New York	02/06	W	122	103	vs. Detroit
11/18	W	120	94	at St. Louis	02/08	W	113	104	New York
11/20	L	102	121	at Minneapolis	02/09	L	94	99	vs. St. Louis
11/22	L	99	114	at New York	02/11	L	114	118	*Detroit
11/23	L	107	110	at Philadelphia	02/14	L	121	124	at Boston
11/26	L	107	112	St. Louis	02/15	W	121	101	Philadelphia
11/27	L	98	107	at St. Louis	02/19	W	113	105	Boston
11/28	L	93	101	at Detroit	02/21	L	112	113	at Philadelphia
11/29	L	105	108	Minneapolis	02/22	W	139	108	Detroit
12/04	L	114	116	vs. Boston	02/24	L	109	113	vs. Cincinnati
12/06	W	101	92	at Boston	02/26	W	130	111	St. Louis
12/07	W	108	104	Boston	02/27	L	113	128	at St. Louis
12/09	W	106	90	vs. Philadelphia	03/01	W	140	115	New York
12/10	W	97	94	at Cincinnati	03/03	W	127	120	at New York
12/11	W	101	99	*at Minneapolis	03/04	L	114	120	at Boston
12/13	W	115	110	Philadelphia	03/05	W	142	118	Boston
12/14	W	101	95	at Detroit	03/06	L	114	118	vs. Philadelphia
12/16	L	104	108	vs. Boston	03/08	W	133	103	Philadelphia
12/20	L	120	121	*Cincinnati	03/11	L	130	132	*St. Louis
12/21	L	94	108	at New York					
12/27	L	102	106	New York					
12/29	L	105	107	at Boston					
12/30	L	113	118	vs. Minneapolis					
01/01	L	105	106	Minneapolis					
01/02	W	117	107	at Philadelphia					
01/04	W	118	94	Detroit					
01/06	L	108	118	at New York					
01/07	W	111	99	Philadelphia					
01/08	W	145	138	***at Cincinnati					
01/11	W	127	110	Cincinnati					
01/14	W	119	104	vs. Philadelphia					
01/15	W	111	105	Minneapolis					
01/16	L	89	102	at St. Louis					
01/18	L	118	120	New York					
01/21	W	134	112	Boston					
01/24	W	123	102	Cincinnati					
01/25	L	104	109	at Cincinnati					

\* denotes overtime

\*\*\* denotes double-overtime





# YEAR BY YEAR RESULTS

## 1959-1960 SEASON STATISTICS

RECORD: 45-30 (.600)			HOME: 26-4		AWAY: 11-19		NEUTRAL: 8-7		3RD EASTERN DIVISION		
PLAYER	G	MIN	FG-FGA	PCT	FT-FTA	PCT	REB	AST	PF-DQ	PTS	AVG
Schayes	75	2741	578-1440	.401	533-597	.893	959	256	263-10	1689	22.5
Yardley	73	2402	546-1205	.453	381-467	.816	579	122	227-3	1473	20.2
Kerr	75	2372	436-1111	.392	233-310	.752	913	167	207-4	1105	14.7
Costello	71	2469	372-822	.453	249-289	.862	388	449	234-4	993	14.0
Greer	70	1979	388-815	.476	148-189	.783	303	188	208-4	924	13.2
Barnett	57	1235	289-701	.412	128-180	.711	155	160	98-0	706	12.4
Selvy*	62	1308	205-521	.393	153-208	.736	175	111	101-1	563	9.1
Hopkins	75	1616	257-660	.389	136-174	.782	465	55	193-4	650	8.7
Bianchi	69	1256	211-576	.366	109-155	.703	179	169	231-5	531	7.7
Dierking	71	1119	192-526	.365	108-188	.574	456	54	168-4	492	6.9
Cable*	57	715	109-290	.376	44-67	.657	225	39	93-1	262	4.6
Palazzi	7	70	13-41	.317	4-8	.500	14	3	7-0	30	4.3
Ray	4	21	1-6	.167	0-0	.000	0	2	3-0	2	0.5
Seymour	4	7	0-4	.000	0-0	.000	1	0	1-0	0	0.0
<b>NATIONALS</b>	<b>75</b>	—	<b>3406-8135</b>	<b>.419</b>	<b>2105-2687</b>	<b>.783</b>	<b>5404</b>	<b>1776</b>	<b>1940-39</b>	<b>8917</b>	<b>118.9</b>
<b>OPPONENTS</b>	<b>75</b>	—	—	—	—	—	—	—	—	<b>8730</b>	<b>116.4</b>

\* Selvy played with Minneapolis (43 games) and Syracuse (19 games)

\*\* Cable played with Detroit (7 games) and Syracuse (50 games)

## 1959-1960 GAME-BY-GAME RESULTS

DATE	W/L	NATS	OPP	TEAM	DATE	W/L	NATS	OPP	TEAM
10/24	L	109	121	Boston	01/20	L	123	129	Philadelphia
10/28	L	102	117	at Detroit	01/23	L	121	130	at Boston
10/30	W	136	127	at Cincinnati	01/24	L	110	131	Boston
10/31	W	117	108	Minneapolis	01/26	L	114	121	vs. Detroit
11/04	L	113	124	at Philadelphia	01/27	W	144	108	at Detroit
11/07	L	101	103	vs. Cincinnati	01/29	W	119	112	at Minneapolis
11/08	W	118	107	Detroit	01/31	L	110	117	at St. Louis
11/12	W	113	104	at New York	02/02	W	119	102	at New York
11/14	W	116	108	New York	02/04	W	137	110	Philadelphia
11/17	W	121	116	vs. Cincinnati	02/05	L	100	124	at Boston
11/18	W	138	103	Boston	02/06	L	126	129	at Philadelphia
11/20	L	101	114	at Boston	02/07	W	135	112	Cincinnati
11/21	W	116	107	Philadelphia	02/09	W	117	111	vs. Cincinnati
11/22	L	103	114	vs. Philadelphia	02/10	W	110	109	vs. Minneapolis
11/24	W	120	107	at New York	02/11	W	116	109	New York
11/25	W	100	93	at Minneapolis	02/14	W	121	119	Minneapolis
11/26	L	95	112	at St. Louis	02/16	L	116	125	at New York
11/28	W	111	105	at Cincinnati	02/17	L	116	123	at Philadelphia
12/01	L	101	106	vs. St. Louis	02/18	W	136	122	Philadelphia
12/02	W	130	121	St. Louis	02/20	W	126	121	vs. New York
12/05	W	108	95	Minneapolis	02/21	W	122	120	Detroit
12/09	W	93	89	vs. Minneapolis	02/23	L	133	135	at Cincinnati
12/10	L	86	96	vs. Minneapolis	02/24	L	110	128	at Detroit
12/11	L	121	152	at New York	02/25	W	110	105	St. Louis
12/13	W	150	121	Philadelphia	02/27	W	114	111	New York
12/16	W	116	113	New York	03/01	W	124	121	at New York
12/19	L	112	120	at Detroit	03/03	W	149	108	Boston
12/20	L	127	132	Boston	03/05	W	132	115	New York
12/25	L	121	129	vs. Philadelphia	03/06	L	117	126	at Boston
12/26	W	117	104	St. Louis	03/09	W	137	126	Philadelphia
12/28	L	106	120	at St. Louis					
12/30	W	131	127	at Cincinnati					
01/01	W	109	98	at Minneapolis					
01/03	W	114	113	Boston					
01/04	L	120	127	at Boston					
01/05	W	145	143	*vs. Boston					
01/07	W	132	114	Cincinnati					
01/08	W	118	107	vs. Detroit					
01/09	L	112	119	at Philadelphia					
01/10	W	108	103	Detroit					
01/12	W	127	120	vs. Boston					
01/13	L	131	132	*vs. Philadelphia					
01/14	W	119	112	St. Louis					
01/15	L	140	141	*at St. Louis					
01/17	W	129	117	New York					

\* denotes overtime



# YEAR BY YEAR RESULTS

## 1960-1961 SEASON STATISTICS

**RECORD: 38-41 (.481)****HOME: 19-9****AWAY: 8-21****NEUTRAL: 11-11****3RD EASTERN DIVISION**

PLAYER	G	MIN	FG-FGA	PCT	FT-FTA	PCT	REB	AST	PF-DQ	PTS	AVG
Schayes	79	3007	594-1595	.372	680-783	.868	960	296	296-9	1868	23.6
Greer	79	2763	623-1381	.451	305-394	.774	455	302	242-0	1551	19.6
Barnett	78	2070	540-1194	.452	240-337	.712	283	218	169-0	1320	16.9
Costello	75	2167	407-844	.482	270-338	.799	292	413	286-9	1084	14.5
Gambee	79	2090	397-947	.419	291-352	.827	581	101	276-6	1085	13.7
Kerr	79	2676	419-1056	.397	218-299	.729	951	199	230-4	1056	13.4
Cable	75	1642	266-574	.463	73-108	.676	469	85	246-1	605	8.1
Bianchi	52	667	118-342	.345	60-87	.690	105	93	137-5	296	5.7
Halbrook	79	1131	155-463	.335	76-140	.543	550	31	262-9	386	4.9
Roberts	68	800	130-351	.370	62-104	.596	243	43	125-0	322	4.7
Ramsey, Cal	2	27	2-11	.182	2-4	.500	7	3	7-0	6	3.0
Beck, Ernie *	10	82	10-29	.345	6-7	.857	23	15	10-0	26	2.6
<b>NATIONALS</b>	<b>79</b>	—	<b>3654-8746</b>	<b>.418</b>	<b>2278-2948</b>	<b>.773</b>	<b>5726</b>	<b>1824</b>	<b>2279-43</b>	<b>9586</b>	<b>121.3</b>
<b>OPPONENTS</b>	<b>79</b>	—	—	—	—	—	—	—	—	<b>9416</b>	<b>119.2</b>

\* Beck played with St. Louis (7 games) and Syracuse (3 games)

## 1960-1961 GAME-BY-GAME RESULTS

DATE	W/L	NATS	OPP	TEAM	DATE	W/L	NATS	OPP	TEAM
10/22	L	123	133	Philadelphia	01/22	W	112	109	vs. Los Angeles
10/25	L	100	123	at St. Louis	01/24	L	107	116	at Los Angeles
10/27	L	140	143	*at Cincinnati	01/25	L	112	117	at Los Angeles
10/29	W	125	118	Los Angeles	01/27	W	138	126	at Cincinnati
11/05	L	110	112	at Los Angeles	01/29	L	108	125	at St. Louis
11/06	L	113	119	vs. Los Angeles	01/31	W	122	106	at New York
11/11	L	108	112	at New York	02/01	L	113	122	Philadelphia
11/12	W	128	117	New York	02/03	L	118	121	at Detroit
11/16	W	124	87	Cincinnati	02/04	L	104	111	vs. Detroit
11/17	W	106	105	at Philadelphia	02/05	W	129	115	Cincinnati
11/19	L	94	114	Boston	02/08	W	130	108	Boston
11/23	L	115	122	at Detroit	02/09	W	136	126	at Philadelphia
11/24	L	97	132	at St. Louis	02/11	W	141	111	vs. Detroit
11/26	L	110	129	at Boston	02/12	W	148	122	Detroit
11/29	W	129	105	vs. Cincinnati	02/15	L	127	129	*at New York
11/30	W	135	126	vs. St. Louis	02/16	W	132	120	New York
12/01	W	137	126	at Cincinnati	02/17	W	115	113	vs. Detroit
12/03	W	130	113	New York	02/18	W	129	110	vs. Philadelphia
12/06	L	107	113	vs. Philadelphia	02/19	L	106	116	Boston
12/07	W	142	134	at Boston	02/20	W	126	121	vs. Los Angeles
12/09	L	118	131	vs. St. Louis	02/21	W	123	118	vs. Detroit
12/10	W	117	107	at Detroit	02/23	W	144	116	St. Louis
12/11	W	132	121	Philadelphia	02/24	L	128	144	at Boston
12/13	W	107	105	vs. Cincinnati	02/26	W	126	110	New York
12/15	L	105	115	vs. Boston	03/01	W	149	128	Philadelphia
12/18	L	103	104	at St. Louis	03/02	L	110	114	vs. Los Angeles
12/20	L	112	122	at New York	03/03	L	116	123	vs. Philadelphia
12/25	W	162	100	New York	03/04	L	115	116	at Philadelphia
12/26	L	112	133	at St. Louis	03/05	L	114	125	Los Angeles
12/27	L	124	129	at Cincinnati	03/07	L	113	114	at New York
12/28	W	115	113	Los Angeles	03/08	L	127	136	at Boston
12/30	L	112	121	vs. Detroit	03/09	W	129	119	St. Louis
01/01	L	96	113	Boston	03/11	L	116	126	at Boston
01/02	L	125	126	vs. Cincinnati	03/12	L	134	136	*Boston
01/03	W	129	104	New York					
01/04	L	126	134	Cincinnati					
01/05	L	127	139	at Philadelphia					
01/07	L	117	120	vs. New York					
01/08	W	128	115	Detroit					
01/11	W	133	128	St. Louis					
01/12	L	118	124	*vs. Boston					
01/13	W	106	105	vs. New York					
01/15	W	116	113	Philadelphia					
01/18	W	129	118	vs. Philadelphia					
01/21	W	127	124	Boston					

\* denotes overtime





# YEAR BY YEAR RESULTS

## 1961-1962 SEASON STATISTICS

RECORD: 41-39 (.513)      HOME: 18-10      AWAY: 11-19      NEUTRAL: 12-10      3RD EASTERN DIVISION											
PLAYER	G	MIN	FG-FGA	PCT	FT-FTA	PCT	REB	AST	PF-DQ	PTS	AVG
Greer	71	2705	644-1442	.447	331-404	.819	524	313	252-2	1619	22.8
Shaffer	75	2083	514-1180	.436	239-310	.771	511	99	266-6	1267	16.9
Gambee	80	2301	477-1126	.424	384-470	.817	631	114	275-10	1338	16.7
Kerr	80	2768	541-1220	.443	222-302	.735	1176	243	272-7	1304	16.3
Schayes	56	1480	268-751	.357	286-319	.897	439	120	167-4	822	14.7
Costello	63	1854	310-726	.427	247-295	.837	245	359	220-5	867	13.8
Bianchi	80	1925	336-847	.397	154-221	.697	281	263	232-5	826	10.3
Roberts	80	1642	243-619	.393	129-194	.665	538	50	230-4	615	7.7
Halbrook	64	908	152-422	.360	96-151	.636	399	33	179-7	400	6.3
Neumann	77	1265	172-401	.429	133-172	.773	194	176	203-3	477	6.2
Graboski*	38	468	77-221	.348	39-65	.600	154	28	62-0	193	5.1
Osborne	4	21	1-8	.125	3-4	.750	9	1	3-0	5	1.3
<b>NATIONALS</b>	<b>80</b>		<b>3706-8885</b>	<b>.417</b>	<b>2246-2890</b>	<b>.777</b>	<b>5759</b>	<b>1791</b>	<b>2344-53</b>	<b>9568</b>	<b>119.6</b>
<b>OPPONENTS</b>	<b>80</b>	<b>—</b>	<b>—</b>	<b>—</b>	<b>—</b>	<b>—</b>	<b>—</b>	<b>—</b>	<b>—</b>	<b>9473</b>	<b>118.4</b>

\* Graboski played with St. Louis (3 games), Chicago (12 games) and Syracuse (23 games)

## 1961-1962 GAME-BY-GAME RESULTS

DATE	W/L	NATS	OPP	TEAM	DATE	W/L	NATS	OPP	TEAM
10/21	W	123	103	Chicago	01/18	W	118	111	vs. Chicago
10/26	L	107	110	vs. St. Louis	01/19	L	103	128	at Boston
10/27	W	126	122	at Philadelphia	01/20	L	101	107	Boston
10/28	L	113	119	Philadelphia	01/21	L	132	139	*vs. Philadelphia
10/29	L	132	139	at Cincinnati	01/23	L	107	115	at St. Louis
10/31	W	107	99	at St. Louis	01/24	L	102	111	at Detroit
11/03	L	94	106	St. Louis	01/25	L	100	101	vs. Detroit
11/04	L	107	127	at Boston	01/27	W	107	102	at Chicago
11/09	L	108	151	at Philadelphia	01/28	L	131	139	at Cincinnati
11/11	W	135	109	New York	01/31	W	138	109	New York
11/14	L	115	119	vs. Cincinnati	02/02	W	135	101	vs. St. Louis
11/15	W	114	102	vs. New York	02/03	W	134	112	Philadelphia
11/18	W	148	130	Philadelphia	02/04	L	117	128	at Philadelphia
11/22	L	109	110	vs. New York	02/06	W	127	123	vs. Chicago
11/23	W	117	99	vs. Cincinnati	02/08	W	122	110	Boston
11/24	L	125	127	Cincinnati	02/09	L	111	120	at New York
11/25	L	108	141	at St. Louis	02/11	W	132	116	Detroit
11/28	W	121	111	vs. Los Angeles	02/15	L	121	126	at Chicago
11/29	W	136	122	at Cincinnati	02/16	W	132	106	vs. Chicago
12/01	L	100	118	at New York	02/17	W	136	127	vs. Chicago
12/02	W	132	118	Chicago	02/18	W	141	126	New York
12/04	L	120	131	at Los Angeles	02/21	W	150	109	Philadelphia
12/05	L	120	125	vs. Los Angeles	02/22	L	106	134	vs. Boston
12/06	L	121	123	*at Los Angeles	02/23	L	107	121	at Boston
12/08	L	111	123	at Boston	02/24	W	120	117	vs. New York
12/09	L	102	106	Boston	02/25	L	106	110	Boston
12/12	W	126	124	at New York	02/27	W	130	120	at New York
12/13	L	126	136	Cincinnati	03/01	W	137	108	Cincinnati
12/14	L	125	136	at Philadelphia	03/03	W	128	114	at Detroit
12/16	W	128	123	vs. Los Angeles	03/04	L	115	124	Los Angeles
12/19	W	124	111	vs. Detroit	03/07	W	129	126	St. Louis
12/25	L	122	127	Boston	03/10	W	128	111	Detroit
12/26	L	111	118	vs. Philadelphia	03/11	W	149	130	Philadelphia
12/27	L	111	119	vs. Los Angeles	03/13	L	110	142	at Boston
12/28	L	114	121	Los Angeles	03/14	L	102	105	at Detroit
12/30	W	109	108	Detroit					
01/01	W	110	106	at Cincinnati					
01/02	W	127	102	at Chicago					
01/05	L	135	138	*vs. Detroit					
01/06	W	120	102	Chicago					
01/07	W	123	116	at New York					
01/09	W	129	120	at Philadelphia					
01/10	W	134	122	St. Louis					
01/13	W	127	117	vs. Boston					
01/14	W	141	118	New York					

\* denotes overtime



# YEAR BY YEAR RESULTS

## 1962-1963 SEASON STATISTICS

**RECORD: 45-30 (.600)****HOME: 26-4****AWAY: 11-19****NEUTRAL: 12-8****2ND EASTERN DIVISION**

PLAYER	G	MIN	FG-FGA	PCT	FT-FTA	PCT	REB	AST	PF-DQ	PTS	AVG
Greer, Hal	80	2631	600-1293	.464	362-434	.834	457	275	286-4	1562	19.5
Shaffer, Lee	80	2392	597-1393	.429	294-375	.784	524	97	249-5	1488	18.6
Kerr, Red	80	2561	507-1069	.474	241-320	.753	1039	214	208-3	1255	15.7
Walker, Chet	78	1992	352-751	.469	253-362	.699	561	83	220-3	957	12.3
Gambee, Dave	60	1234	235-537	.438	199-238	.836	289	48	190-2	669	11.2
Costello, Larry	78	2066	285-660	.432	288-327	.881	237	334	263-4	858	11.0
Shayes, Dolph	66	1438	223-575	.388	181-206	.879	375	175	177-2	627	9.5
Chappell, Len	80	1241	281-604	.465	148-238	.622	461	56	171-1	710	8.9
Bianchi, Al	61	1159	202-476	.424	120-164	.732	134	170	165-2	524	8.6
Neumann, Paul	80	1581	237-503	.471	181-222	.815	200	227	221-5	655	8.2
Roberts, Joe	33	466	73-196	.372	35-51	.686	155	16	66-1	181	5.5
Warley, Ben	26	206	50-111	.450	25-35	.714	86	4	42-1	125	4.8
Meriwether, Porter	31	268	48-122	.393	23-33	.697	29	43	19-0	119	3.8
<b>NATIONALS</b>	<b>80</b>	<b>—</b>	<b>3690-8300</b>	<b>.445</b>	<b>2350-3005</b>	<b>.782</b>	<b>5511</b>	<b>1842</b>	<b>2179-33</b>	<b>9730</b>	<b>121.6</b>
<b>OPPONENTS</b>	<b>80</b>	<b>—</b>	<b>—</b>	<b>—</b>	<b>—</b>	<b>—</b>	<b>—</b>	<b>—</b>	<b>—</b>	<b>9247</b>	<b>115.6</b>

\* Beck played with St. Louis (7 games) and Syracuse (3 games)

## 1962-1963 GAME-BY-GAME RESULTS

DATE	W/L	NATS	OPP	TEAM	DATE	W/L	NATS	OPP	TEAM
10/20	W	108	102	Los Angeles	01/23	L	94	104	at Chicago
10/23	W	123	119	at New York	01/25	L	114	122	vs. Los Angeles
10/26	W	130	112	Chicago	01/26	W	116	110	at San Francisco
10/27	L	98	118	at Boston	01/27	W	119	110	at San Francisco
10/31	W	126	108	vs. St. Louis	01/29	L	105	123	at St. Louis
11/03	W	130	111	Cincinnati	01/31	W	112	100	St. Louis
11/09	W	101	93	St. Louis	02/01	W	125	111	at Boston
11/14	L	120	125	at Cincinnati	02/02	W	117	113	vs. Cincinnati
11/15	W	120	98	vs. Los Angeles	02/03	L	115	125	Cincinnati
11/16	W	113	105	Boston	02/05	W	120	100	at New York
11/17	L	107	113	at St. Louis	02/06	W	126	109	Boston
11/18	W	110	107	vs. Chicago	02/08	W	162	135	at Detroit
11/21	W	122	120	at Detroit	02/09	W	122	116	vs. New York
11/22	W	130	120	vs. Boston	02/10	W	139	115	San Francisco
11/23	L	110	116	at New York	02/12	L	100	128	at St. Louis
11/24	W	137	126	New York	02/13	L	122	124	vs. Cincinnati
11/27	L	105	120	at St. Louis	02/14	W	136	117	Chicago
11/29	W	112	85	at Chicago	02/15	L	114	123	vs. Boston
11/30	L	117	130	at Cincinnati	02/17	W	143	124	Detroit
12/01	L	110	129	at Boston	02/19	W	118	110	vs. Chicago
12/04	L	129	130	vs. Detroit	02/20	W	128	109	Cincinnati
12/07	W	149	129	vs. Chicago	02/21	L	91	108	at Chicago
12/08	W	102	97	Boston	02/22	L	117	126	at Detroit
12/09	W	117	114	vs. Los Angeles	02/24	W	143	126	New York
12/11	L	124	136	at San Francisco	02/27	W	122	111	Los Angeles
12/12	L	120	126	at Los Angeles	02/28	W	132	124	vs. New York
12/16	W	144	137	at San Francisco	03/02	W	152	128	Detroit
12/17	L	114	121	at Los Angeles	03/03	W	127	123	at Detroit
12/19	L	120	129	at Cincinnati	03/05	W	131	121	at New York
12/22	L	118	123	San Francisco	03/07	W	129	118	New York
12/25	W	123	111	at New York	03/10	W	163	148	San Francisco
12/27	W	128	92	New York	03/12	W	130	106	at Chicago
12/28	L	117	124	vs. San Francisco	03/13	L	114	128	at Cincinnati
12/29	L	123	132	Los Angeles	03/16	L	121	125	Boston
01/02	W	120	95	St. Louis	03/17	L	116	125	at Boston
01/03	L	115	123	vs. New York					
01/05	W	136	117	vs. Cincinnati					
01/06	W	114	102	Chicago					
01/08	W	119	116	vs. Cincinnati					
01/09	L	112	116	Cincinnati					
01/11	L	117	134	at Boston					
01/12	L	115	146	vs. Detroit					
01/13	W	148	114	Detroit					
01/19	W	149	148	*Boston					
01/22	L	93	113	vs. St. Louis					

\* denotes overtime





# YEAR BY YEAR RESULTS

## 1963-1964 SEASON STATISTICS

RECORD 34-46 (.425)      HOME: 18-12      AWAY 12-22      NEUTRAL: 4-12      3RD EASTERN DIVISION											
PLAYER	G	MIN	FG-FGA	PCT	FT-FTA	PCT	REB	AST	PF-DQ	PTS	AVG
Greer	80	3157	715-1611	.444	435-525	.829	484	374	291-6	1865	23.3
Walker	76	2775	492-1118	.440	330-464	.711	784	124	232-3	1314	17.3
Kerr	80	2938	536-1250	.429	268-357	.751	1017	275	187-2	1340	16.8
Shaffer	41	1013	217-587	.370	102-133	.767	205	36	116-1	536	13.1
Costello	45	1137	191-408	.468	147-170	.865	105	167	150-3	529	11.8
Neumann	74	1973	324-732	.443	210-266	.789	246	291	211-1	858	11.6
Gambee	41	927	149-378	.394	151-185	.816	256	35	161-6	449	11.0
Warley	79	1740	215-494	.435	220-305	.721	619	71	274-5	650	8.2
Bianchi	78	1437	257-684	.376	109-141	.773	147	149	248-6	623	8.0
Dierking	76	1286	191-514	.372	114-169	.675	422	50	221-3	496	6.5
Schayes	24	350	44-143	.308	46-57	.807	110	48	76-3	134	5.6
Greenspan	20	280	32-90	.356	34-50	.680	72	11	54-0	98	4.9
White	23	196	31-105	.295	17-28	.607	42	12	28-0	79	3.4
Chappell	1	16	0-2	.000	1-1	1.000	4	0	2-0	1	1.0
<b>76ERS</b>	<b>80</b>	<b>19225</b>	<b>3394-8116</b>	<b>.418</b>	<b>2184-2851</b>	<b>.766</b>	<b>4513</b>	<b>1643</b>	<b>2251-39</b>	<b>8972</b>	<b>112.2</b>
<b>OPPONENTS</b>	<b>80</b>	<b>19217</b>	<b>3590-8138</b>	<b>.441</b>	<b>2143-2969</b>	<b>.722</b>	<b>5328</b>	<b>1844</b>	<b>2237-36</b>	<b>9323</b>	<b>116.5</b>

## 1963-1964 GAME-BY-GAME RESULTS

DATE	W/L	PHI	OPP	TEAM	DATE	W/L	PHI	OPP	TEAM
10/16	W	117	115	at Detroit	01/24	W	134	111	Cincinnati
10/19	L	121	124	Detroit	01/25	W	131	129	at New York
10/25	L	112	136	New York	01/26	L	120	131	Baltimore
10/26	L	101	109	at New York	01/28	L	117	139	San Francisco
10/30	W	111	108	at Baltimore	01/29	W	102	97	L.A. at Boston
11/01	L	102	119	Boston	01/31	L	97	114	at Boston
11/02	L	99	128	at St. Louis	02/01	L	111	119	Boston
11/03	L	93	95	Cincinnati at Dayton	02/06	W	128	117	New York
11/06	L	101	119	at Detroit	02/07	L	114	126	at Cincinnati
11/08	W	108	106	St. Louis	02/08	W	109	101	Los Angeles
11/09	L	100	116	at Baltimore	02/09	L	109	120	at Boston
11/12	W	106	102	*San Francisco	02/12	L	115	121	at Baltimore
11/15	W	99	97	Los Angeles	02/14	W	130	123	Detroit
11/20	W	118	101	New York	02/15	L	110	118	at St. Louis
11/26	W	115	113	Baltimore	02/16	L	97	114	at Cincinnati
11/28	L	110	125	Cincinnati	02/18	L	93	103	Boston at Pitt.
11/29	L	78	112	Boston at Prov.	02/19	W	130	122	Baltimore
11/30	W	132	125	at New York	02/21	W	144	119	Boston
12/01	W	132	121	Detroit at Cleveland	02/23	W	114	105	at New York
12/05	L	103	106	St. Louis	02/25	L	107	115	St. Louis at NY
12/07	L	120	129	at St. Louis	02/26	W	130	122	at Detroit
12/08	W	126	116	at Cincinnati	02/28	L	132	134	Cincinnati at Scranton
12/10	L	103	113	St. Louis at N.Y.	02/29	L	114	117	Cincinnati
12/11	W	113	103	New York	03/01	L	93	108	at Boston
12/13	L	84	111	Boston	03/03	L	94	108	Boston at Syracuse
12/14	W	123	119	at New York	03/07	W	130	115	New York
12/18	L	96	116	at Los Angeles	03/08	L	108	140	at New York
12/20	W	114	112	at San Francisco	03/11	W	124	111	at St. Louis
12/21	L	113	126	at Los Angeles	03/12	L	111	128	at Cincinnati
12/22	L	104	118	at San Francisco	03/13	L	122	133	Detroit at Scranton
12/26	W	118	112	San Francisco	03/14	W	128	122	Baltimore at Yardley
12/27	W	119	107	Detroit at Hershey	03/15	L	95	120	at Los Angeles
12/28	W	114	100	Los Angeles	03/16	W	111	110	at San Francisco
01/03	W	132	110	Cincinnati	03/17	L	97	121	at Los Angeles
01/04	W	123	113	at Baltimore	03/18	L	85	89	at San Francisco
01/05	L	118	142	New York					
01/07	L	110	130	Cincinnati at Colum.					
01/08	L	110	126	Cincinnati at Syra.					
01/09	W	122	115	St. Louis					
01/11	W	115	108	Boston					
01/12	L	112	123	at Boston					
01/17	L	91	112	San Francisco					
01/18	L	111	115	L.A. at Syracuse					
01/21	L	121	124	Baltimore at NY					
01/22	L	116	124	at Baltimore					

\* denotes overtime



# YEAR BY YEAR RESULTS

## 1964-1965 SEASON STATISTICS

RECORD 40-40 (.500)		HOME: 13-12		AWAY 9-21		NEUTRAL: 18-7		3RD EASTERN DIVISION			
PLAYER	G	MIN	FG-FGA	PCT	FT-FTA	PCT	REB	AST	PF-DQ	PTS	AVG
Chamberlain	35	1558	427-808	.528	200-380	.526	780	133	70-0	1054	30.1
Greer	70	2600	539-1245	.433	335-413	.811	355	313	254-7	1413	20.2
Jackson	76	2590	419-1013	.414	288-404	.713	980	93	251-4	1126	14.8
Neumann	40	1100	213-434	.491	148-184	.804	102	139	119-1	574	14.4
Costello	64	1967	309-695	.445	243-277	.877	169	275	242-10	861	13.5
Walker	79	2187	377-936	.403	288-388	.742	528	132	200-2	1042	13.2
Gambee	80	1993	356-864	.412	299-368	.813	468	113	277-7	1011	12.6
Kerr	80	1810	264-714	.370	126-181	.696	551	197	132-1	654	8.2
Dierking	38	729	121-311	.389	54-83	.651	239	42	101-3	296	7.8
Bianchi	60	1116	175-486	.360	54-76	.711	95	140	178-10	404	6.7
Jones	23	359	47-153	.307	37-52	.712	57	40	46-2	131	5.7
Warley	64	900	94-253	.372	124-176	.705	277	53	170-6	312	4.9
Greenspan	5	49	8-13	.615	8-8	1.000	11	0	12-0	24	4.8
Courtin	24	317	42-103	.408	17-21	.810	22	22	44-0	101	4.2
76ERS	80	19275	3391-8028	.422	2221-3011	.738	4634	1692	2096-53	9003	112.5
OPPONENTS	80	19275	3487-8045	.433	2041-2818	.724	4859	1727	2155-39	9015	112.7

## 1964-1965 GAME-BY-GAME RESULTS

DATE	W/L	PHI	OPP	TEAM	DATE	W/L	PHI	OPP	TEAM
10/16	W	125	113	Detroit	01/21	W	111	102	San Francisco
10/22	L	135	138	*Baltimore	01/22	W	109	103	*Detroit at Boston
10/24	L	86	126	at St. Louis	01/23	W	104	100	Boston at Syracuse
10/25	L	107	109	at Cincinnati	01/26	L	105	107	Detroit at New York
10/27	W	100	81	St. Louis at N. Y.	01/27	L	98	115	at Boston
10/30	L	90	94	at New York	01/29	W	118	105	Boston
10/31	W	116	105	New York	01/31	W	127	122	Cincinnati
11/07	W	105	103	Cincinnati	02/02	W	119	105	St. Louis at N.Y.
11/10	L	99	110	San Francisco	02/03	W	116	95	New York at Boston
11/11	W	123	114	at Baltimore	02/04	W	123	119	St. Louis
11/12	W	110	109	Boston at New York	02/06	W	127	122	Cinc. at Syracuse
11/14	L	102	113	Boston	02/08	L	98	117	at Los Angeles
11/17	L	107	114	at St. Louis	02/09	W	132	114	San Francisco at SJ
11/18	L	111	124	at Detroit	02/10	W	110	99	at Los Angeles
11/20	L	115	118	St. Louis	02/11	L	100	106	at San Francisco
11/21	W	108	96	Boston at Prov.	02/13	L	106	108	at Cincinnati
11/25	W	124	93	New York at Boston	02/18	L	110	117	Los Angeles
11/26	W	128	117	San Francisco	02/20	W	111	92	New York at Detroit
11/27	L	112	133	at Cincinnati	02/21	W	107	106	at Baltimore
11/28	W	101	93	at Detroit	02/22	W	122	112	Baltimore at Wash.
11/29	W	97	94	at St. Louis	02/23	L	104	132	at New York
12/01	L	117	118	Los Angeles	02/24	L	104	106	at Detroit
12/04	W	119	106	Detroit	02/28	L	118	122	L.A. at Syracuse
12/05	W	125	108	Baltimore at Detroit	03/02	L	117	126	Los Angeles at NY
12/06	L	104	109	L.A. at Minn.	03/03	L	110	124	at St. Louis
12/08	W	102	97	Baltimore at NY	03/05	W	110	109	at Cincinnati
12/11	L	109	118	Boston	03/06	W	103	98	Boston
12/12	L	106	133	at New York	03/07	L	111	133	at Boston
12/13	W	121	115	New York at Syra.	03/09	L	122	124	*at New York
12/14	W	119	112	San Francisco at Pitt.	03/10	L	123	134	New York
12/16	L	120	140	at Baltimore	03/13	W	131	116	Detroit
12/18	L	111	117	at San Francisco	03/14	L	126	143	at Baltimore
12/19	W	140	113	at Los Angeles	03/16	L	107	115	San Francisco
12/20	W	113	111	at San Francisco	03/20	L	122	125	Cincinnati
12/23	L	117	135	at Los Angeles	03/21	W	127	105	Baltimore
12/26	L	125	135	Cincinnati					
12/30	W	117	115	Los Angeles					
01/06	W	121	102	S.F. at Syracuse					
01/08	L	107	114	Cincinnati at Dayton					
01/09	W	104	102	at St. Louis					
01/11	L	90	100	St. Louis at Tulsa					
01/14	L	126	138	Baltimore					
01/15	L	95	104	at Boston					
01/18	W	109	95	Detroit at Cleveland					
01/19	L	97	103	Detroit at Toledo					

\* denotes overtime





# YEAR BY YEAR RESULTS

## 1965-1966 SEASON STATISTICS

**RECORD: 55-25 (.688)****HOME: 22-3****AWAY: 20-17****NEUTRAL: 13-5****1ST EASTERN DIVISION**

PLAYER	G	MIN	FG-FGA	PCT	FT-FTA	PCT	REB	AST	PF-DQ	PTS	AVG
Chamberlain	79	3737	1074-1990	.540	501-976	.513	1943	414	171-0	2649	33.5
Greer	80	3326	703-1580	.445	413-514	.804	473	384	315-6	1819	22.7
Walker	80	2603	443-982	.451	335-468	.716	636	201	238-3	1221	15.3
Cunningham	80	2134	431-1011	.426	281-443	.634	599	207	301-12	1143	14.3
Jones	80	2196	296-799	.370	128-172	.744	169	273	250-6	720	9.0
Jackson	79	1966	246-614	.401	158-214	.738	676	132	216-2	650	8.2
Gambee	72	1068	168-437	.384	159-187	.850	273	71	189-3	495	6.9
Bianchi	78	1312	214-560	.382	66-98	.673	134	134	232-4	494	6.3
Heyman	6	20	3-9	.333	4-5	.800	4	4	4-0	10	1.7
Ward	66	838	67-189	.354	39-60	.650	89	80	163-3	173	2.6
Warley	1	6	1-3	.333	0-0	---	2	0	1-0	2	2.0
Branson	5	14	1-6	.167	3-4	.750	9	1	4-0	5	1.0
Weiss	7	30	3-9	.333	0-0	---	7	4	10-0	6	0.9
<b>76ERS</b>	<b>80</b>	<b>19250</b>	<b>3650-8189</b>	<b>.446</b>	<b>2087-3141</b>	<b>.664</b>	<b>5014</b>	<b>1905</b>	<b>2094-39</b>	<b>9387</b>	<b>117.3</b>
<b>OPPONENTS</b>	<b>80</b>	<b>19250</b>	<b>3449-8162</b>	<b>.423</b>	<b>2115-2872</b>	<b>.736</b>	<b>4786</b>	<b>1786</b>	<b>2101-42</b>	<b>9013</b>	<b>112.7</b>

## 1965-1966 GAME-BY-GAME RESULTS

DATE	W/L	PHI	OPP	TEAM	DATE	W/L	PHI	OPP	TEAM
10/16	W	133	101	at Baltimore	01/21	W	109	98	New York
10/23	W	120	103	Detroit	01/23	W	104	98	at St. Louis
10/30	W	134	114	Cincinnati	01/24	W	110	107	St. Louis at Memphis
11/03	L	100	110	at Detroit	01/25	W	110	106	Los Angeles at N.Y.
11/04	L	119	121	San Francisco at NY	01/28	W	125	103	Cincinnati
11/05	W	133	115	San Francisco	01/30	W	117	98	Detroit
11/06	L	91	101	at Boston	02/02	L	89	96	St. Louis at Greens.
11/09	W	118	110	Los Angeles	02/05	L	113	120	at New York
11/11	W	109	101	S.F. at Boston	02/06	L	99	100	at Boston
11/12	W	123	114	Boston	02/07	W	132	125	Los Angeles
11/13	W	127	119	at New York	02/08	L	123	136	at New York
11/16	W	107	98	St. Louis at NY	02/09	W	108	91	at Detroit
11/17	L	115	131	at Cincinnati	02/11	W	113	94	Cincinnati
11/19	L	124	134	Baltimore	02/12	L	83	85	Boston at Syracuse
11/20	L	112	117	at Baltimore	02/14	W	149	123	Detroit at Charlotte
11/21	W	110	104	at Los Angeles	02/15	W	121	109	St. Louis at Pitt.
11/24	L	124	127	at Los Angeles	02/17	W	136	121	at Los Angeles
11/26	W	132	120	at San Francisco	02/19	W	123	119	at San Francisco
11/27	W	124	117	at San Francisco	02/21	L	107	113	Cincinnati at Dayton
11/30	L	108	129	Baltimore at NY	02/22	W	117	112	Detroit at New York
12/03	W	119	103	at Boston	02/23	L	115	119	at Baltimore
12/06	W	116	107	L.A. at Charlotte	02/25	W	130	124	New York
12/08	L	127	129	at Baltimore	02/26	W	114	98	Baltimore at NY
12/10	L	114	116	Detroit	03/01	L	100	102	at Cincinnati
12/11	W	135	132	*Cincinnati at Syra.	03/03	W	135	125	San Francisco
12/14	L	109	112	at Cincinnati	03/04	W	107	103	at Cincinnati
12/15	W	122	108	at Los Angeles	03/05	W	102	85	Boston
12/17	W	127	117	at Los Angeles	03/06	W	113	110	at Boston
12/18	W	120	116	*at San Francisco	03/08	W	112	106	St. Louis at N.Y.
12/20	L	118	124	at San Francisco	03/09	W	123	115	St. Louis
12/26	W	121	107	San Francisco	03/12	W	134	126	New York
12/28	W	102	93	Boston	03/13	W	115	113	at New York
12/29	W	113	112	at Detroit	03/17	W	115	106	New York
12/30	L	113	130	at St. Louis	03/19	W	127	121	Cincinnati
01/02	W	133	122	New York	03/20	W	108	104	at Baltimore
01/04	W	129	127	at New York					
01/06	W	133	127	Baltimore at Syra.					
01/07	L	120	126	Los Angeles					
01/08	L	105	115	at St. Louis					
01/09	W	127	117	at St. Louis					
01/12	L	111	129	at Detroit					
01/14	W	112	100	Boston					
01/16	L	122	137	at Boston					
01/18	W	128	117	Baltimore					
01/19	W	110	93	Detroit at Boston					

\* denotes overtime



# YEAR BY YEAR RESULTS

## 1966-1967 SEASON STATISTICS

RECORD: 68-13 (.840)

HOME: 28-2

AWAY: 27-9

NEUTRAL: 14-3

1ST EASTERN DIVISION

PLAYER	G	MIN	FG-FGA	PCT	FT-FTA	PCT	REB	AST	PF-DQ	PTS	AVG
Chamberlain	81	3682	785-1150	.683	386-875	.441	1957	630	143-0	1956	24.1
Greer	80	3086	699-1524	.459	367-466	.788	422	303	302-5	1765	22.1
Walker	81	2691	561-1150	.488	445-581	.766	660	188	232-4	1567	19.3
Cunningham	81	2168	556-1211	.459	383-558	.686	589	205	260-2	1495	18.5
Jones	81	2249	423-982	.431	223-266	.838	265	303	246-6	1069	13.2
Jackson	81	2377	386-882	.438	198-261	.759	724	114	276-6	970	12.0
Costello	49	976	130-293	.444	120-133	.902	103	140	141-2	380	7.8
Gambee	63	757	150-345	.435	107-125	.856	197	42	143-5	407	6.5
Melchionni	73	692	138-353	.391	39-60	.650	98	98	73-0	315	4.3
Guokas	69	808	79-203	.389	49-81	.605	83	105	82-0	207	3.0
Weiss	6	29	5-10	.500	2-5	.400	3	10	8-0	12	2.0
<b>76ERS</b>	<b>81</b>	<b>19515</b>	<b>3912-8103</b>	<b>.483</b>	<b>2319-3411</b>	<b>.680</b>	<b>5101</b>	<b>2138</b>	<b>1906-30</b>	<b>10143</b>	<b>125.2</b>
<b>OPPONENTS</b>	<b>81</b>	<b>19515</b>	<b>3785-8929</b>	<b>.424</b>	<b>1808-2439</b>	<b>.741</b>	<b>4748</b>	<b>1878</b>	<b>2266-46</b>	<b>9378</b>	<b>115.8</b>

## 1966-1967 GAME-BY-GAME RESULTS

DATE	W/L	PHI	OPP	TEAM	DATE	W/L	PHI	OPP	TEAM
10/15	W	128	112	New York	01/18	W	113	105	at Detroit
10/21	W	119	110	St. Louis	01/19	W	127	102	Chicago at Pitt.
10/22	W	141	112	at Baltimore	01/20	W	119	108	Los Angeles
10/25	W	130	110	Baltimore	01/23	W	112	105	St. Louis at Memphis
10/29	W	138	96	Boston	01/24	L	106	118	Boston
11/03	W	120	108	St. Louis at Pitt.	01/27	W	110	107	Cincinnati
11/04	W	134	129	San Francisco	01/29	L	108	114	at St. Louis
11/05	L	87	105	at Boston	02/01	L	133	143	at Los Angeles
11/08	W	118	100	Detroit at New York	02/02	L	120	137	S.F. at Oakland
11/11	W	126	113	Chicago	02/04	W	140	127	S.F. at Oakland
11/12	W	112	98	at Cincinnati	02/05	W	130	123	at Los Angeles
11/13	W	132	126	at Chicago	02/07	W	126	123	S.F. at Pitt.
11/15	W	113	109	at New York	02/08	W	118	106	at Cincinnati
11/16	W	117	108	New York	02/10	W	148	131	Los Angeles
11/18	W	145	120	Chicago at Boston	02/11	L	133	139	at Baltimore
11/19	W	134	110	Cincinnati	02/12	L	112	113	at Boston
11/23	L	106	111	at Cincinnati	02/13	W	131	123	Cincinnati
11/24	W	140	123	San Francisco	02/15	W	127	121	at Detroit
11/25	W	129	115	at Baltimore	02/17	W	127	118	Cincinnati at Cle.
11/26	W	131	123	Detroit	02/19	W	123	122	at St. Louis
11/29	W	137	116	St. Louis	02/24	W	149	118	Baltimore at Pitt.
11/30	W	128	119	at Detroit	02/28	W	127	107	Cincinnati at Syra.
12/02	W	138	130	Los Angeles	03/01	L	122	129	Chicago at Evans.
12/03	W	137	120	at Baltimore	03/02	W	136	128	San Francisco
12/06	W	129	119	Chicago	03/03	W	129	103	Detroit at Boston
12/07	W	117	103	at Chicago	03/05	W	131	106	Detroit
12/09	W	112	107	New York	03/06	W	119	117	Los Angeles at Pitt.
12/10	W	133	123	at St. Louis	03/08	W	115	113	*at Boston
12/11	L	103	117	at Boston	03/11	L	114	116	Boston
12/13	W	127	112	at New York	03/12	W	131	120	at New York
12/16	W	124	113	St. Louis	03/14	W	139	110	at San Francisco
12/17	W	120	105	Detroit at Syracuse	03/15	W	138	123	at Los Angeles
12/21	W	129	123	at Los Angeles	03/16	L	131	145	at San Francisco
12/22	W	116	114	at San Francisco	03/18	W	135	119	Baltimore
12/23	W	118	107	at Los Angeles	03/19	W	132	129	at Baltimore
12/26	W	134	118	Cincinnati					
12/28	W	113	108	Boston					
12/30	W	137	113	Detroit at Ft. Wayne					
01/03	W	148	142	*at New York					
01/04	W	136	115	Chicago					
01/05	L	104	112	New York at Pitt.					
01/06	W	121	115	*Baltimore					
01/08	W	117	108	at Chicago					
01/13	W	125	107	St. Louis					
01/15	W	110	95	at Boston					
01/17	W	119	111	New York					

\* denotes overtime





# YEAR BY YEAR RESULTS

## 1967-1968 SEASON STATISTICS

RECORD: 62-20 (.756)

HOME: 27-8

AWAY: 25-12

NEUTRAL: 10-0

1ST EASTERN DIVISION

PLAYER	G	MIN	FG-FGA	PCT	FT-FTA	PCT	REB	AST	PF-DQ	PTS	AVG
Chamberlain	82	3836	819-1377	.595	354-932	.380	1952	702	160-0	1992	24.3
Greer	82	3263	777-1626	.478	422-549	.769	444	372	289-6	1976	24.1
Cunningham	74	2076	516-1178	.438	368-509	.723	562	187	260-3	1400	18.9
Walker	82	2623	539-1172	.460	387-533	.726	607	157	252-3	1465	17.9
Jones	77	2058	413-1040	.397	159-202	.787	219	245	225-5	985	12.8
Jackson	82	2570	401-927	.433	166-231	.719	872	139	287-6	968	11.8
Green	35	367	69-150	.460	39-83	.470	122	21	51-0	177	5.1
Costello	28	492	67-148	.453	67-81	.827	51	68	62-0	201	7.2
Guokas	82	1612	190-393	.483	118-152	.776	185	191	172-0	498	6.1
Melchionni	71	758	146-336	.435	33-47	.702	104	105	75-0	325	4.6
Filipek	19	73	18-47	.383	7-14	.500	25	7	12-0	43	2.3
<b>76ERS</b>	<b>82</b>	<b>19780</b>	<b>3965-8414</b>	<b>.471</b>	<b>2121-3338</b>	<b>.635</b>	<b>5154</b>	<b>2197</b>	<b>1851-23</b>	<b>10051</b>	<b>122.6</b>
<b>OPPONENTS</b>	<b>82</b>	<b>19780</b>	<b>3815-8857</b>	<b>.431</b>	<b>1716-2338</b>	<b>.734</b>	<b>4815</b>	<b>2051</b>	<b>2201-36</b>	<b>9346</b>	<b>114.0</b>

## 1967-1968 GAME-BY-GAME RESULTS

DATE	W/L	PHI	OPP	TEAM	DATE	W/L	PHI	OPP	TEAM
10/18	W	103	87	Los Angeles	01/19	L	120	131	at San Francisco
10/21	W	116	111	Detroit	01/20	W	135	111	at Chicago
10/24	W	124	102	Detroit at New York	01/25	W	123	108	at Detroit
10/25	W	117	114	New York	01/26	W	123	113	Cincinnati
10/27	W	132	115	Seattle	01/28	L	103	115	at Boston
10/28	L	95	104	at Boston	01/30	W	125	118	Boston
11/01	W	136	111	Baltimore	02/02	W	131	121	Detroit
11/04	W	117	110	San Francisco	02/03	W	133	121	at Baltimore
11/07	W	130	105	at San Diego	02/04	W	141	117	San Francisco
11/08	W	129	114	at San Diego	02/07	W	125	103	San Diego at Boston
11/10	L	104	123	at San Francisco	02/09	W	118	113	Chicago
11/11	W	115	111	at Los Angeles	02/10	L	97	115	at New York
11/14	W	122	102	Cincinnati	02/11	W	119	93	St. Louis at Miami
11/15	L	120	123	at Detroit	02/13	W	112	105	at San Francisco
11/17	W	125	117	St. Louis at Balt.	02/14	W	149	125	Seattle
11/18	L	111	116	Boston	02/16	W	124	108	at San Diego
11/22	L	113	115	at St. Louis	02/17	W	135	134	**at Los Angeles
11/23	W	128	117	San Diego	02/18	L	106	111	at San Diego
11/24	W	122	104	at Chicago	02/20	W	140	108	Seattle
11/25	L	114	119	Chicago	02/23	W	138	117	Detroit
11/28	W	110	108	at New York	02/25	W	126	119	at St. Louis
11/29	L	95	113	San Francisco	02/27	W	127	107	San Francisco
12/01	W	133	109	Seattle at Boston	03/03	W	133	127	at Boston
12/02	W	130	121	Baltimore	03/05	W	134	103	San Diego
12/05	L	122	128	*Los Angeles	03/06	L	106	108	at Cincinnati
12/06	W	108	107	at Cincinnati	03/07	W	125	117	Cincinnati at Clev.
12/08	W	117	109	New York	03/08	W	101	96	Boston
12/09	W	123	109	at Baltimore	03/10	W	119	108	at New York
12/12	W	118	107	Seattle at New York	03/12	W	139	115	Chicago at N.Y.
12/14	L	101	102	at Boston	03/13	L	120	130	New York
12/15	W	107	98	St. Louis	03/15	W	122	115	Baltimore
12/16	W	143	123	at Chicago	03/16	W	144	122	at Chicago
12/17	W	139	124	at Seattle	03/18	W	158	128	Los Angeles
12/20	W	160	122	at Seattle	03/19	L	130	131	*Cincinnati
12/25	W	108	105	at Baltimore	03/20	W	137	119	at Baltimore
12/26	W	126	121	Cincinnati					
12/27	W	114	105	at New York					
12/29	W	133	123	Boston					
12/30	W	122	107	Detroit at Syracuse					
01/03	L	115	129	New York					
01/05	W	125	113	Los Angeles					
01/06	W	107	96	at St. Louis					
01/07	L	118	134	at Cincinnati					
01/10	L	122	134	St. Louis					
01/12	W	133	116	Baltimore					
01/13	W	115	106	at Detroit					
01/17	L	116	125	at Los Angeles					

\* denotes overtime

\*\* denotes double-overtime



# YEAR BY YEAR RESULTS

## 1968-1969 SEASON STATISTICS

RECORD: 55-27 (.671)

HOME: 26-8

AWAY: 24-16

NEUTRAL: 5-3

2ND EASTERN DIVISION

PLAYER	G	MIN	FG-FGA	PCT	FT-FTA	PCT	REB	AST	PF-DQ	PTS	AVG
Cunningham	82	3345	739-1736	.426	556-754	.737	1050	287	329-10	2034	24.8
Greer	82	3311	732-1595	.459	432-543	.796	435	414	294-8	1896	23.1
Walker	82	2753	554-1145	.484	369-459	.804	640	144	244-0	1477	18.0
Jackson	25	840	145-332	.437	69-97	.711	286	54	102-3	359	14.4
Clark	82	2144	444-928	.478	219-314	.697	265	296	188-1	1107	13.5
Jones	81	2340	432-1005	.430	207-256	.809	251	292	280-5	1071	13.2
Imhoff	82	2360	279-593	.470	194-325	.597	792	218	310-12	752	9.2
Wilson	38	552	81-182	.445	60-84	.714	216	32	87-1	222	5.8
Green	74	795	146-282	.518	57-125	.456	330	47	110-1	349	4.7
Halimon	50	350	88-196	.449	10-32	.313	86	18	34-0	186	3.7
Guokas	72	838	92-216	.426	54-81	.667	94	104	121-1	238	3.3
Raymond	27	177	22-64	.344	11-17	.647	68	8	46-2	55	2.0
<b>76ERS</b>	<b>82</b>	<b>19805</b>	<b>3754-8274</b>	<b>.454</b>	<b>2238-3087</b>	<b>.725</b>	<b>4513</b>	<b>1914</b>	<b>2145-44</b>	<b>9746</b>	<b>118.9</b>
<b>OPPONENTS</b>	<b>82</b>	<b>19805</b>	<b>3629-7972</b>	<b>.455</b>	<b>2074-2957</b>	<b>.701</b>	<b>4714</b>	<b>2030</b>	<b>2145-40</b>	<b>9332</b>	<b>113.8</b>

## 1968-1969 GAME-BY-GAME RESULTS

DATE	W/L	PHI	OPP	TEAM	DATE	W/L	PHI	OPP	TEAM
10/18	W	114	96	Los Angeles (NBA)	01/26	W	119	115	at Atlanta
10/19	W	124	121	at Baltimore	01/28	L	88	121	at New York (NBA)
10/22	L	114	117	at New York (NBA)	01/29	W	119	96	Atlanta
10/25	L	122	132	at Detroit	01/30	L	115	116	Cincinnati at Syra.
10/26	W	122	118	Chicago	01/31	L	105	108	Baltimore
11/01	L	99	118	at Boston	02/01	W	112	104	Chicago
11/02	L	113	119	Cincinnati	02/04	L	116	125	at Phoenix
11/09	W	114	94	Seattle	02/05	W	119	115	at Seattle
11/11	W	127	117	Seattle at Boston	02/07	W	109	106	at L.A. (NBA)
11/15	W	116	115	at Atlanta	02/09	L	117	122	*at Boston
11/16	W	136	92	Milwaukee	02/11	W	129	112	Cincinnati at Clev.
11/19	W	126	110	Phoenix at N.Y.	02/14	L	111	127	San Francisco
11/22	W	121	110	Baltimore	02/16	W	127	102	Boston
11/23	W	120	105	at Cincinnati	02/18	W	125	113	at San Diego
11/24	L	128	135	*at San Diego	02/19	L	117	134	at San Francisco
11/26	W	126	119	at Phoenix	02/21	W	115	109	at Seattle
11/28	W	122	107	Los Angeles (NBA)	02/22	W	129	122	at San Francisco
11/30	L	113	117	*Boston	02/23	W	125	121	at L.A. (NBA)
12/04	W	110	99	San Diego	02/25	W	120	119	at Cincinnati
12/05	W	109	92	at Chicago	02/26	W	104	97	Phoenix
12/06	W	121	112	at Milwaukee	02/27	L	123	126	Detroit at Syracuse
12/07	W	140	106	Detroit	02/28	W	123	102	Milwaukee at Boston
12/08	W	122	117	Milwaukee at Syr.	03/02	W	126	112	at Detroit
12/10	L	120	132	San Diego at NY	03/03	W	143	132	at Milwaukee
12/11	W	143	123	Phoenix	03/04	L	113	114	at Chicago
12/14	W	137	91	San Francisco	03/06	L	99	138	at Atlanta
12/15	W	110	104	New York (NBA)	03/07	W	131	113	Chicago
12/17	W	145	128	at Phoenix	03/09	W	110	101	New York (NBA)
12/18	W	115	111	at Seattle	03/11	L	101	121	at New York (NBA)
12/20	W	116	109	at San Diego	03/12	L	117	126	Boston
12/21	L	94	109	at San Francisco	03/13	W	113	106	at Chicago
12/22	L	99	102	at L.A. (NBA)	03/15	W	122	120	Atlanta
12/25	L	109	110	at New York (NBA)	03/19	W	136	115	Seattle
12/26	W	125	120	Baltimore	03/22	W	116	108	at Baltimore
12/28	W	128	123	at Cincinnati	03/24	L	119	125	Cincinnati
12/31	W	128	107	at Milwaukee					
01/03	W	130	101	Los Angeles (NBA)					
01/04	L	112	117	at Baltimore					
01/05	W	126	119	Detroit					
01/07	L	114	117	at Detroit					
01/08	W	112	111	Atlanta					
01/11	L	101	111	Boston					
01/17	W	129	124	San Diego					
01/19	L	97	98	San Francisco					
01/22	W	140	137	**New York (NBA)					
01/24	W	120	111	at Boston					
01/25	W	124	106	Detroit					

\* denotes overtime

\*\* denotes double-overtime





# YEAR BY YEAR RESULTS

## 1969-1970 SEASON STATISTICS

**RECORD: 42-40 (.512)**
**HOME: 22-16**
**AWAY: 16-22**
**NEUTRAL: 4-2**
**4TH EASTERN DIVISION**

PLAYER	G	MIN	FG-FGA	PCT	FT-FTA	PCT	REB	AST	PF-DQ	PTS	AVG
Cunningham	81	3194	802-1710	.469	510-700	.729	1101	352	331-15	2114	26.1
Greer	80	3024	705-1551	.455	352-432	.815	376	405	300-8	1762	22.0
Clark	76	2772	594-1198	.496	311-396	.785	301	380	201-2	1499	19.7
Imhoff	79	2474	430-796	.540	215-331	.650	754	211	294-7	1075	13.6
Washington	79	2459	401-842	.476	204-273	.747	734	104	262-5	1006	12.7
Jones	78	1740	366-851	.430	190-226	.841	173	276	210-2	922	11.8
Hetzel	63	757	156-323	.483	71-85	.835	207	44	110-3	383	6.1
Guokas	80	1558	189-416	.454	106-149	.711	216	222	201-0	484	6.1
Jackson	37	583	71-181	.392	60-81	.741	198	50	80-0	202	5.5
Wilson	67	836	118-304	.388	122-172	.709	317	52	145-3	358	5.3
Ogden	47	357	82-172	.477	27-39	.692	86	31	62-2	191	4.1
Scholz	1	1	1-1	1.000	0-0	---	0	0	0-0	2	2.0
<b>76ERS</b>	<b>82</b>	<b>19755</b>	<b>3915-8345</b>	<b>.469</b>	<b>2168-2884</b>	<b>.752</b>	<b>4463</b>	<b>2127</b>	<b>2196-47</b>	<b>9998</b>	<b>121.9</b>
<b>OPPONENTS</b>	<b>82</b>	<b>19755</b>	<b>3679-8183</b>	<b>.450</b>	<b>2360-3185</b>	<b>.741</b>	<b>4544</b>	<b>2097</b>	<b>2106-40</b>	<b>9718</b>	<b>118.5</b>

## 1969-1970 GAME-BY-GAME RESULTS

DATE	W/L	PHI	OPP	TEAM	DATE	W/L	PHI	OPP	TEAM
10/17	W	131	126	Los Angeles (NBA)	01/16	W	127	105	San Francisco
10/18	W	134	123	at Cincinnati	01/18	W	141	116	Cincinnati
10/22	W	122	119	Phoenix	01/23	W	133	118	Baltimore
10/25	L	98	109	Cincinnati	01/24	L	111	112	at Baltimore
10/29	W	129	105	at Baltimore	01/25	W	159	131	San Diego
10/31	L	125	129	*Milwaukee	01/26	W	122	103	at Milwaukee
11/01	L	123	131	Boston	01/28	L	100	112	at Boston
11/04	W	113	109	Chicago at Balt.	01/30	L	100	104	New York (NBA)
11/05	L	130	139	Baltimore	02/01	L	112	113	Los Angeles (NBA)
11/07	L	128	134	**at Detroit	02/03	L	123	131	at Phoenix
11/08	L	117	125	Seattle	02/06	W	129	124	at San Diego
11/11	L	107	124	at Atlanta	02/07	W	115	111	at San Francisco
11/13	W	124	110	at Phoenix	02/08	L	117	118	at Seattle
11/15	L	136	146	at Seattle	02/10	L	131	139	Milwaukee
11/16	L	125	138	at Los Angeles (NBA)	02/13	L	106	151	New York (NBA)
11/18	L	119	127	at Chicago	02/14	L	114	116	at New York (NBA)
11/19	L	116	125	San Diego	02/15	W	159	125	Phoenix
11/21	L	94	98	New York (NBA)	02/19	W	133	114	Detroit at Syracuse
11/22	W	132	116	at Atlanta	02/20	L	119	126	at Chicago
11/26	W	135	114	at Boston	02/21	W	112	110	at Detroit
11/28	W	110	91	Detroit	02/22	L	116	136	at Cincinnati
11/29	W	129	111	at Milwaukee	02/25	W	122	105	Detroit
11/30	L	107	115	at Cincinnati	02/27	W	125	111	San Diego
12/02	L	114	122	Milwaukee	03/01	W	104	99	Baltimore
12/05	W	105	104	at Boston	03/03	L	116	127	at Milwaukee
12/06	W	120	102	Cincinnati	03/06	W	150	134	Boston
12/09	W	123	99	Los Angeles (NBA)	03/07	L	104	111	New York (NBA)
12/10	L	121	122	at Cincinnati	03/08	W	133	116	at New York (NBA)
12/12	W	125	111	Detroit	03/09	W	131	112	San Diego at Houston
12/13	W	100	93	at New York (NBA)	03/13	L	117	128	at Los Angeles (NBA)
12/14	W	126	121	Chicago	03/15	L	128	137	at San Diego
12/16	W	141	119	at Phoenix	03/17	L	125	128	Atlanta
12/19	L	116	123	at Seattle	03/18	W	119	113	at Baltimore
12/20	W	122	109	at San Francisco	03/20	L	112	138	Milwaukee
12/21	L	117	133	at Los Angeles (NBA)	03/22	W	132	112	San Francisco
12/25	L	113	121	at Baltimore					
12/26	W	141	121	San Francisco					
12/27	L	107	112	at Atlanta					
12/28	W	138	112	San Fran. at Syra.					
12/31	W	129	109	Chicago					
01/02	W	121	117	Atlanta					
01/04	W	130	120	Boston					
01/09	L	132	135	Seattle					
01/10	L	117	119	Phoenix at Balt.					
01/12	L	113	117	at Chicago					
01/13	W	136	105	Atlanta					
01/14	L	110	122	Seattle at Boston					

\* denotes overtime

\*\* denotes double-overtime



# YEAR BY YEAR RESULTS

## 1970-1971 SEASON STATISTICS

RECORD: 47-35 (.573)

HOME: 24-15

AWAY: 21-18

NEUTRAL: 2-2

2ND ATLANTIC DIVISION

PLAYER	G	MIN	FG-FGA	PCT	FT-FTA	PCT	REB	AST	PF-DQ	PTS	AVG
Cunningham	81-80	3090	702-1519	.462	455-620	.734	946	395	328-5	1859	23.0
Clark	82-82	3245	662-1334	.496	422-536	.787	391	440	217-2	1746	21.3
Greer	81-69	3060	591-1371	.431	326-405	.805	364	369	289-4	1508	18.6
Washington	78-70	2501	395-829	.476	259-340	.762	747	97	258-6	1049	13.4
Howell	82-6	1589	324-686	.472	230-315	.730	441	115	234-2	878	10.7
Jones	41-13	962	168-418	.402	79-101	.782	64	128	110-1	415	10.1
Awtrey	70-38	1292	200-421	.475	104-157	.662	430	89	211-7	504	7.2
Jackson	79-40	1774	199-529	.376	131-189	.693	568	148	211-3	529	6.7
Dierking	53-5	714	122-306	.399	61-89	.685	227	59	109-1	305	5.8
Foster	66-6	888	145-360	.403	72-103	.699	147	61	113-3	362	5.5
Crawford	36-1	449	74-175	.423	32-72	.444	69	54	59-0	180	5.0
Anderson	5-0	27	1-6	.167	5-7	.714	11	4	7-0	7	1.4
Ogden	27-0	133	24-66	.364	18-26	.692	20	17	21-0	66	2.4
Henry	6-0	26	1-6	.167	5-7	.714	11	0	1-0	7	1.2
Guokas	1-0	5	0-0	---	0-0	---	1	0	0-0	0	0.0
<b>76ERS</b>	<b>82</b>	<b>19755</b>	<b>3608-8026</b>	<b>.450</b>	<b>2199-2967</b>	<b>.741</b>	<b>4437</b>	<b>1976</b>	<b>2168-34</b>	<b>9415</b>	<b>114.8</b>
<b>OPPONENTS</b>	<b>82</b>	<b>19755</b>	<b>3514-7806</b>	<b>.450</b>	<b>2260-3076</b>	<b>.735</b>	<b>4372</b>	<b>1970</b>	<b>2089-39</b>	<b>9288</b>	<b>113.3</b>

## 1970-1971 GAME-BY-GAME RESULTS

DATE	W/L	PHI	OPP	TEAM	DATE	W/L	PHI	OPP	TEAM
10/14	W	110	107	Chicago	01/14	L	103	108	at Chicago
10/16	W	127	119	San Diego	01/15	W	99	96	Chicago
10/17	W	123	105	at Cincinnati	01/16	W	115	96	Cleveland
10/20	W	98	89	at Buffalo	01/17	W	106	105	at San Diego
10/21	L	117	141	Los Angeles	01/19	L	114	134	at Los Angeles
10/23	W	127	122	at Los Angeles	01/22	W	117	116	at Phoenix
10/24	L	111	116	at San Diego	01/24	W	145	119	at Seattle
10/28	W	111	108	at San Francisco	01/26	W	129	122	Atlanta
10/30	L	110	123	Baltimore	01/29	L	118	142	Milwaukee
10/31	L	102	133	Boston	01/30	W	106	105	at New York (NBA)
11/02	W	141	87	Cleveland	01/31	L	126	132	at Boston
11/04	L	113	115	at Boston	02/02	W	108	105	Boston
11/06	W	118	112	Atlanta	02/05	L	102	114	at Chicago
11/07	W	134	128	Seattle	02/06	W	118	109	at Cincinnati
11/10	L	104	109	at Atlanta	02/07	W	127	99	New York (NBA)
11/11	W	119	107	at Baltimore	02/12	L	109	118	at Detroit
11/13	W	119	111	Buffalo	02/14	L	103	112	Baltimore
11/14	L	94	126	at New York (NBA)	02/17	L	114	119	Milwaukee at NY
11/17	W	113	91	at Detroit	02/19	W	118	104	at Los Angeles
11/18	W	113	106	New York (NBA)	02/20	W	118	105	at Portland
11/20	L	112	120	Detroit	02/21	L	128	135	at Seattle
11/21	L	119	125	Phoenix	02/23	W	119	113	Portland
11/22	L	115	125	at Atlanta	02/26	L	94	108	Phoenix
11/24	L	96	104	San Francisco	02/28	W	131	121	Cincinnati
11/25	W	99	92	Buffalo at Boston	03/01	L	103	127	at Milwaukee
11/27	L	109	113	Cincinnati	03/02	L	103	111	San Diego
11/30	W	104	98	Baltimore	03/03	W	120	104	Portland at Boston
12/01	L	91	107	at Chicago	03/05	W	121	116	New York (NBA)
12/04	L	122	128	*at Milwaukee	03/06	W	121	115	Detroit
12/05	W	131	106	at Cincinnati	03/09	W	124	113	at Cleveland
12/08	L	104	107	Seattle	03/14	L	101	108	at Atlanta
12/11	L	101	102	San Francisco	03/16	L	125	130	Atlanta
12/12	L	101	118	at New York (NBA)	03/19	W	147	127	Cincinnati
12/15	W	122	98	San Diego	03/20	L	112	124	at Baltimore
12/17	W	125	117	at Seattle	03/21	W	120	108	Baltimore
12/19	W	108	99	at San Francisco					
12/20	W	134	132	*at Portland					
12/22	W	133	129	*at Phoenix					
12/25	W	105	100	Detroit					
12/27	L	101	114	at Cleveland					
12/29	W	124	113	at Buffalo					
12/30	W	119	107	Milwaukee					
01/02	L	120	125	Boston					
01/05	W	97	92	San Francisco					
01/08	L	117	123	Los Angeles					
01/09	W	123	112	Phoenix					
01/10	W	115	107	at Boston					

\* denotes overtime





# YEAR BY YEAR RESULTS

## 1971-1972 SEASON STATISTICS

**RECORD: 30-52 (.366)****HOME: 14-23****AWAY: 14-26****NEUTRAL: 2-3****3RD ATLANTIC DIVISION**

PLAYER	G	MIN	FG-FGA	PCT	FT-FTA	PCT	REB	AST	PF-DQ	PTS	AVG
Clark	1-1	42	11-16	.688	7-11	.636	3	7	3-0	29	29.0
Cunningham	75-75	2900	658-1428	.461	428-601	.712	918	443	295-12	1744	23.3
Rule	60-53	1987	416-934	.445	203-292	.695	479	110	162-4	1035	17.3
Carter	77-49	2147	440-991	.444	179-284	.630	307	199	235-4	1059	13.8
Bridges	64-62	2210	328-645	.509	191-272	.702	861	158	219-5	847	13.2
Loughery	74-29	1729	337-792	.426	258-312	.827	178	188	208-3	932	12.6
Foster	74-14	1699	347-837	.415	185-243	.761	276	90	184-3	879	11.9
Greer	81-53	2410	389-866	.449	181-234	.774	271	316	268-10	959	11.8
Washington	17-11	545	68-156	.436	55-67	.821	135	25	59-3	191	11.2
Wohl	79-32	1628	243-567	.429	156-206	.757	150	228	229-2	642	8.1
Jackson	63-22	1083	137-346	.396	92-133	.692	309	88	141-1	366	5.8
Henry	43-1	421	68-156	.436	51-73	.699	137	8	42-0	187	4.3
Awtrey	58-7	794	98-222	.441	49-76	.645	248	51	141-3	245	4.2
Jones	6-0	41	6-18	.333	7-10	.700	6	2	3-0	19	3.2
Yates	24-1	144	31-83	.373	7-11	.636	40	7	14-0	69	2.9
<b>76ERS</b>	<b>82</b>	<b>19780</b>	<b>3577-8057</b>	<b>.444</b>	<b>2049-2825</b>	<b>.725</b>	<b>4318</b>	<b>1920</b>	<b>2203-50</b>	<b>9203</b>	<b>112.2</b>
<b>OPPONENTS</b>	<b>82</b>	<b>19780</b>	<b>3614-7882</b>	<b>.459</b>	<b>2276-3063</b>	<b>.743</b>	<b>4427</b>	<b>2005</b>	<b>2059-33</b>	<b>9504</b>	<b>115.9</b>

## 1971-1972 GAME-BY-GAME RESULTS

DATE	W/L	PHI	OPP	TEAM	DATE	W/L	PHI	OPP	TEAM
10/12	W	114	100	at Chicago	01/16	L	116	124	at Atlanta
10/14	W	105	94	at Houston	01/21	W	136	122	Portland at Hershey
10/16	W	104	102	at Atlanta	01/22	L	106	113	Golden State
10/20	W	100	93	Seattle	01/26	W	113	102	Cincinnati
10/23	L	88	110	Milwaukee	01/28	L	118	127	Milwaukee
10/24	W	111	93	at Cleveland	01/30	L	114	130	at Boston
10/27	W	120	106	Cleveland	02/02	W	119	104	Buffalo
10/29	L	135	137	**Phoenix	02/04	L	113	118	Detroit
10/30	W	108	101	at New York (NBA)	02/05	L	104	112	at New York (NBA)
11/03	L	100	124	at Cincinnati	02/06	L	107	109	New York (NBA)
11/06	W	101	96	Atlanta	02/08	L	108	120	at Phoenix
11/10	L	103	143	Los Angeles	02/10	L	112	121	at Golden State
11/12	W	115	101	Detroit	02/11	L	106	110	at Portland
11/13	L	105	111	at Baltimore	02/14	L	116	130	Houston
11/14	L	114	125	Milwaukee at NY	02/16	W	126	116	Cleveland
11/17	L	112	118	Houston	02/18	W	132	126	at Milwaukee
11/19	L	104	148	Chicago	02/19	L	105	121	Baltimore
11/21	L	117	127	at Seattle	02/21	L	101	102	at Baltimore
11/23	L	107	128	at Phoenix	02/22	L	88	119	at Chicago
11/24	L	108	109	at Houston	02/25	W	114	110	Atlanta at Hershey
11/25	W	112	111	at Golden State	03/01	W	108	99	Buffalo
11/27	W	116	93	Portland	03/03	L	81	94	Milwaukee
11/28	L	120	124	at Cleveland	03/04	L	115	118	*at New York (NBA)
12/01	W	102	98	Seattle	03/05	W	100	98	New York (NBA)
12/03	L	116	131	Los Angeles	03/07	L	97	114	at Los Angeles
12/04	L	109	126	at Atlanta	03/09	W	128	123	at Seattle
12/08	W	115	109	at Cincinnati	03/12	L	112	121	at Houston
12/10	L	106	113	*Cincinnati	03/14	L	105	108	at Buffalo
12/11	W	118	111	at Detroit	03/15	L	115	120	Boston
12/14	L	110	117	at Buffalo	03/17	L	111	127	Boston at Hershey
12/16	L	93	113	at Golden State	03/19	W	115	100	Seattle
12/17	L	126	127	at Portland	03/21	L	111	117	Atlanta
12/19	L	132	154	at Los Angeles	03/22	L	106	113	at Boston
12/21	L	119	124	at Phoenix	03/24	L	99	116	Chicago
12/25	L	114	117	Baltimore	03/25	L	115	116	Golden State
12/27	W	121	112	at Buffalo					
12/28	L	116	120	Boston					
12/29	L	102	103	Cleveland at Hershey					
12/31	L	119	131	at Boston					
01/02	W	148	119	at Cleveland					
01/04	W	131	127	at Detroit					
01/05	L	107	139	Chicago					
01/07	W	117	113	New York (NBA)					
01/08	W	130	119	Phoenix					
01/12	L	109	111	Buffalo					
01/14	L	121	135	Los Angeles					
01/15	W	131	121	at Detroit					

\* denotes overtime

\*\* denotes double-overtime



# YEAR BY YEAR RESULTS

## 1972-1973 SEASON STATISTICS

**RECORD: 9-73 (.110)****HOME: 5-26****AWAY: 2-35****NEUTRAL: 2-11****4TH ATLANTIC DIVISION**

PLAYER	G	MIN	FG-FGA	PCT	FT-FTA	PCT	REB	AST	PF-DQ	PTS	AVG
Carter	81-75	2993	679-1614	.421	259-368	.704	485	349	252-8	1617	20.0
Block	48-48	1558	311-706	.441	236-302	.781	442	94	173-4	858	17.9
Van Arsdale	30-30	1029	195-496	.393	140-168	.833	185	62	101-1	530	17.7
Bridges	10-10	376	47-125	.376	46-65	.708	122	23	35-0	140	14.0
Loughery	32-21	955	169-427	.396	107-130	.823	113	148	104-0	445	13.9
Ellis	69-69	2444	410-929	.441	125-156	.801	744	136	186-2	945	13.7
Leaks	82-63	2530	377-933	.404	144-200	.720	677	95	191-5	898	11.0
Boyd	82-49	2351	362-923	.392	136-200	.680	210	301	184-1	860	10.5
Trapp	39-11	854	168-408	.412	83-112	.741	186	47	140-4	419	10.7
May	26-0	602	128-290	.441	53-62	.855	143	43	80-1	309	11.9
Halliburton	31-0	549	122-280	.436	50-66	.758	82	68	78-1	294	9.5
Greer	38-17	848	91-232	.392	32-39	.821	106	111	76-1	214	5.6
Sorenson	48-0	626	113-248	.456	59-79	.747	173	31	91-0	285	5.9
Schlueter	78-10	1136	166-317	.524	86-123	.699	354	103	166-0	418	5.4
Price	57-5	751	125-301	.415	38-47	.809	117	71	106-0	288	5.1
Awtrey	3-2	37	3-7	.429	1-4	.250	14	2	8-0	7	2.3
Counts	7-0	47	5-16	.313	0-0	---	16	3	8-0	10	1.4
Green	5-0	32	0-11	.000	3-9	.333	3	0	3-0	3	0.6
Rule	3-0	12	0-1	.000	0-0	---	2	1	2-0	0	0.0
<b>76ERS</b>	<b>82</b>	<b>19730</b>	<b>3471-8264</b>	<b>.420</b>	<b>1598-2130</b>	<b>.750</b>	<b>4174</b>	<b>1688</b>	<b>1984-28</b>	<b>8540</b>	<b>104.1</b>
<b>OPPONENTS</b>	<b>82</b>	<b>19730</b>	<b>3882-8215</b>	<b>.473</b>	<b>1767-2358</b>	<b>.749</b>	<b>4683</b>	<b>2239</b>	<b>1885-21</b>	<b>9531</b>	<b>116.2</b>

## 1972-1973 GAME-BY-GAME RESULTS

DATE	W/L	PHI	OPP	TEAM	DATE	W/L	PHI	OPP	TEAM
10/10	L	89	95	at Chicago	01/15	L	108	135	at Kansas City
10/11	L	100	105	Seattle	01/16	L	92	108	at Milwaukee
10/13	L	101	104	Buffalo	01/17	L	105	122	Atlanta
10/17	L	114	122	at Buffalo	01/19	L	94	110	Baltimore at Hershey
10/21	L	88	111	at New York (NBA)	01/21	L	97	108	at Baltimore
10/23	L	85	105	at Boston	01/26	L	100	105	at Cleveland
10/25	L	108	113	Cleveland	01/28	L	96	101	Buffalo
10/28	L	92	96	Milwaukee	01/30	L	104	105	at Buffalo
10/31	L	116	126	at Cleveland	01/31	L	115	131	Golden State
11/01	L	104	108	Houston	02/02	L	104	114	at Detroit
11/03	L	101	114	Kansas City-Omaha	02/03	L	100	104	Boston
11/04	L	120	128	at Atlanta	02/04	L	115	123	at Boston
11/05	L	113	131	at Milwaukee	02/06	L	117	123	Houston at S.A.
11/08	L	107	125	at Kansas City	02/09	L	105	116	at Portland
11/10	L	106	125	New York (NBA)	02/10	L	121	126	at Phoenix
11/11	W	114	112	Houston at S.A.	02/11	L	90	108	at Los Angeles
11/12	L	108	119	at Phoenix	02/14	W	106	104	Milwaukee
11/16	L	106	128	at Golden State	02/16	W	119	106	Detroit
11/17	L	92	105	at Seattle	02/17	L	89	107	at New York (NBA)
11/19	L	95	135	at Los Angeles	02/18	W	114	98	New York (NBA)
11/24	L	96	105	Buffalo at Hershey	02/23	L	116	138	Houston at S.A.
11/25	L	106	117	Portland	02/25	W	115	111	Portland
11/28	W	101	94	at Buffalo	02/28	W	102	96	Baltimore
11/29	L	91	139	New York (NBA)	03/02	L	107	130	Atlanta
12/01	L	99	105	Boston	03/04	L	130	138	at Atlanta
12/02	L	120	131	at Boston	03/07	L	94	120	New York (NBA)
12/06	W	122	117	Kansas City-Omaha	03/09	L	84	104	Chicago at Hershey
12/07	L	102	117	Phoenix at Pitt.	03/10	L	96	106	Seattle
12/08	L	102	118	Chicago	03/11	L	93	97	Golden State at Pitt.
12/09	L	109	120	at New York (NBA)	03/14	L	114	120	Phoenix
12/12	L	102	123	at Baltimore	03/17	L	115	120	Baltimore
12/13	L	90	128	Los Angeles	03/18	L	118	129	at Baltimore
12/16	L	103	126	Buffalo	03/20	L	105	131	at Cleveland
12/20	L	113	141	at Detroit	03/21	L	109	112	Cleveland
12/22	L	103	116	at Houston	03/23	L	112	132	Houston
12/23	L	112	124	Atlanta at Pitt.	03/25	L	96	115	Detroit at Pitt.
12/27	L	120	121	Atlanta					
12/30	L	107	117	Boston at Prov.					
01/02	L	110	114	at Buffalo					
01/05	L	102	135	at Portland					
01/06	L	79	111	at Golden State					
01/07	W	85	82	at Seattle					
01/09	L	110	126	at Chicago					
01/10	L	96	120	Los Angeles					
01/12	L	109	113	**Cleveland at Pitt.					
01/13	L	95	111	Boston					

**\*\* denotes double-overtime**





# YEAR BY YEAR RESULTS

## 1973-1974 SEASON STATISTICS

**RECORD: 25-57 (.305)****HOME: 14-23****AWAY: 8-30****NEUTRAL: 2-4****4TH ATLANTIC DIVISION**

PLAYER	G-GS	MIN	FG-FGA	PCT	FT-FTA	PCT	OFF	DEF	TOT	AST	PF-DQ	STL	BLK	PTS	AVG
Carter	78-78	3044	706-1641	.430	254-358	.709	82	289	371	443	276-4	113	23	1666	21.4
Van Arsdale	78-77	3041	614-1433	.428	298-350	.851	88	305	393	202	300-6	62	3	1526	19.6
Mix	82-82	2969	495-1042	.475	228-288	.792	305	559	864	152	305-9	212	37	1218	14.9
Jones	72-60	1876	263-622	.423	197-235	.838	71	113	184	230	116-0	85	18	723	10.0
Ellis	81-81	2831	326-722	.452	147-196	.750	292	598	890	189	224-2	86	87	799	9.9
Boyd	75-26	1818	286-712	.402	141-195	.723	16	77	93	249	173-1	60	9	713	9.5
Collins	25-0	436	72-194	.371	55-72	.764	7	39	46	40	65-1	13	2	199	8.0
Kimball	75-1	1592	216-456	.474	127-185	.686	185	367	552	73	199-1	49	23	559	7.5
May	56-5	812	152-367	.414	89-102	.873	25	111	136	63	137-0	25	8	393	7.0
Cannon	19-0	335	49-127	.386	19-28	.679	16	20	36	52	48-0	7	4	117	6.2
Bristow	55-0	643	108-270	.400	42-57	.737	68	99	167	92	68-1	29	1	258	4.7
Freeman	35-0	265	39-103	.379	28-41	.683	22	32	54	14	42-0	12	1	106	3.0
Rackley	9-0	68	5-13	.385	8-11	.727	5	17	22	0	11-0	3	4	18	2.0
<b>76ERS</b>	<b>82</b>	<b>19730</b>	<b>3331-7702</b>	<b>.432</b>	<b>1633-2118</b>	<b>.771</b>	<b>1182</b>	<b>2626</b>	<b>3808</b>	<b>1799</b>	<b>1964-25</b>	<b>756</b>	<b>220</b>	<b>8295</b>	<b>101.2</b>
<b>OPPONENTS</b>	<b>82</b>	<b>19730</b>	<b>3600-7685</b>	<b>.468</b>	<b>1617-2066</b>	<b>.783</b>	<b>1311</b>	<b>3107</b>	<b>4418</b>	<b>1930</b>	<b>1991-23</b>	<b>755</b>	<b>446</b>	<b>8817</b>	<b>107.5</b>

## 1973-1974 GAME-BY-GAME RESULTS

DATE	W/L	PHI	OPP	TEAM	DATE	W/L	PHI	OPP	TEAM
10/10	L	88	104	Houston	01/22	L	109	119	at Buffalo
10/13	L	106	111	Boston	01/25	L	97	112	at Boston
10/16	W	106	101	at Houston	01/26	L	98	122	at New York (NBA)
10/19	L	102	133	at Boston	02/01	L	105	106	Boston at Hershey
10/20	L	110	116	at Buffalo	02/02	L	89	105	Chicago
10/24	W	132	110	Portland	02/03	L	98	112	Buffalo at Toronto
10/26	L	92	98	Milwaukee	02/06	L	98	114	Buffalo
10/27	L	90	96	at New York (NBA)	02/08	W	104	84	Atlanta
10/28	L	99	119	at Capital	02/09	L	75	108	at Capital
11/03	L	84	112	Capital	02/10	W	95	94	Capital
11/07	W	122	115	Phoenix	02/11	W	116	95	at Atlanta
11/09	W	94	91	New York (NBA)	02/13	L	106	129	Buffalo
11/10	L	97	120	at Atlanta	02/15	W	92	89	Kansas City-Omaha
11/13	L	83	97	at Houston	02/17	L	107	118	Detroit
11/15	L	94	116	at Phoenix	02/20	L	98	115	at Houston
11/17	W	109	106	at Golden State	02/22	L	103	104	at Los Angeles
11/18	L	91	95	at Seattle	02/23	L	106	125	at Golden State
11/20	W	109	103	at Kansas City	02/24	L	105	115	at Seattle
11/21	W	103	90	at Kansas City	02/26	W	118	110	at Portland
11/23	L	106	111	Golden State	03/01	L	93	110	Cleveland
11/25	L	96	105	at Milwaukee	03/02	L	99	103	Buffalo
11/28	W	101	96	Chicago	03/06	W	112	99	Capital
11/30	L	110	112	at Cleveland	03/08	L	96	106	Golden State
12/01	W	108	106	*Houston	03/10	W	109	108	New York (NBA)
12/05	L	75	89	Cleveland	03/12	L	101	112	at Capital
12/06	L	98	103	at Chicago	03/13	L	100	121	Los Angeles
12/07	L	102	113	Kansas City-Omaha	03/15	W	108	101	Phoenix at Hershey
12/08	L	92	105	Milwaukee	03/16	L	127	146	Boston
12/12	L	93	100	Seattle	03/17	L	99	115	at Cleveland
12/14	W	96	93	at Detroit	03/19	L	94	103	at Chicago
12/15	L	89	99	Detroit	03/20	L	106	113	Portland
12/19	W	101	98	at Phoenix	03/22	L	106	107	Atlanta
12/21	L	107	116	at Los Angeles	03/23	W	97	89	at Detroit
12/22	L	105	110	at Portland	03/26	L	90	117	at New York (NBA)
12/26	L	118	145	at Atlanta	03/27	W	117	108	Boston
12/27	L	107	129	at Milwaukee					
12/29	L	92	112	at New York (NBA)					
12/31	L	97	106	at Boston					
01/02	L	99	101	Houston					
01/04	W	78	75	New York (NBA)					
01/05	L	102	108	*Boston at Prov.					
01/09	W	90	86	Cleveland					
01/11	W	121	100	Atlanta at Hershey					
01/12	L	101	108	Los Angeles					
01/13	L	94	96	at Cleveland					
01/18	L	104	116	Seattle					
01/20	W	129	112	Buffalo					

\* denotes overtime



# YEAR BY YEAR RESULTS

## 1974-1975 SEASON STATISTICS

**RECORD: 34-48 (.415)****HOME: 20-21****AWAY: 13-24****4TH ATLANTIC DIVISION**

PLAYER	G-GS	MIN	FG-FGA	PCT	FT-FTA	PCT	OFF	DEF	TOT	AST	PF-DQ	STL	TO	BLK	PTS	AVG
Cartier	77-75	3046	715-1598	.447	256-347	.738	73	267	340	336	257-5	82	-	20	1686	21.9
Cunningham	80-73	2859	609-1423	.428	345-444	.777	130	596	726	442	270-4	91	-	35	1563	19.5
Collins	81-76	2820	561-1150	.488	331-392	.844	104	211	315	213	291-6	108	-	17	1453	17.9
Mix	46-46	1748	280-582	.481	159-205	.776	155	345	500	99	175-6	79	-	21	719	15.6
Van Arsdale	9-6	273	49-116	.422	28-41	.683	7	22	29	16	26-0	13	-	0	126	14.0
Ellis	82-69	2183	287-623	.461	72-99	.727	195	387	582	117	178-1	44	-	55	646	7.9
Boyd	66-13	1362	205-495	.414	55-115	.478	16	73	89	161	134-0	43	-	4	465	7.0
Bristow	72-3	1101	163-393	.415	121-153	.791	111	143	254	99	101-0	25	-	2	447	6.2
Lee	71-35	2279	164-391	.419	87-138	.630	264	423	687	97	260-9	29	-	16	415	5.8
Smith	54-0	538	131-321	.408	21-21	1.000	14	16	30	47	45-0	20	-	3	283	5.2
Norman	12-0	72	23-44	.523	2-3	.667	3	9	12	4	9-0	3	-	1	48	4.0
Durrett	27-0	270	35-88	.398	20-32	.625	21	41	62	10	42-0	4	-	4	90	3.3
Tschogl	39-14	623	53-148	.358	13-22	.591	52	59	111	30	80-2	25	-	25	119	3.1
Wesley	4-0	33	5-9	.556	2-4	.500	4	4	8	1	8-0	0	-	0	12	3.0
Catchings	37-0	528	41-74	.554	16-25	.640	49	104	153	21	82-1	10	-	60	98	2.6
Warbington	5-0	70	4-21	.190	2-2	1.000	2	6	8	16	16-0	0	-	0	10	2.0
<b>76ERS</b>	<b>82</b>	<b>19805</b>	<b>3325-7476</b>	<b>.445</b>	<b>1530-2043</b>	<b>.749</b>	<b>1200</b>	<b>2706</b>	<b>3906</b>	<b>1709</b>	<b>1974-34</b>	<b>576</b>	<b>1593</b>	<b>263</b>	<b>8180</b>	<b>99.8</b>
<b>OPPONENTS</b>	<b>82</b>	<b>19805</b>	<b>3445-7466</b>	<b>.461</b>	<b>1541-1979</b>	<b>.779</b>	<b>1167</b>	<b>2748</b>	<b>3915</b>	<b>1959</b>	<b>2036-26</b>	<b>742</b>	<b>1577</b>	<b>343</b>	<b>8431</b>	<b>102.8</b>

## 1974-1975 GAME-BY-GAME RESULTS

DATE	W/L	PHI	OPP	TEAM	DATE	W/L	PHI	OPP	TEAM
10/18	W	112	99	New Orleans	01/26	W	103	97	at Los Angeles
10/19	W	99	86	at New York (NBA)	01/29	W	98	92	New York (NBA)
10/22	L	92	125	at Atlanta	01/31	L	97	101	Milwaukee
10/24	W	102	89	at New Orleans	02/02	W	90	77	Houston
10/25	L	86	110	at Houston	02/03	L	87	100	at Kansas City
10/30	L	99	104	Phoenix	02/04	W	111	105	*at Buffalo
11/01	L	98	114	at Boston	02/05	L	110	113	**Los Angeles
11/02	L	94	100	Detroit	02/07	W	98	95	at Boston
11/06	W	105	90	Chicago	02/09	W	109	97	Chicago
11/08	W	105	89	Portland	02/12	L	102	105	Cleveland
11/10	L	95	109	at Seattle	02/14	W	103	101	Detroit
11/13	L	100	105	at Phoenix	02/15	L	101	108	Golden State
11/15	L	99	105	at Los Angeles	02/18	L	85	103	at New Orleans
11/16	W	106	102	at Golden State	02/21	L	85	103	at Houston
11/20	L	95	105	New York (NBA)	02/23	W	114	100	at Seattle
11/21	L	95	99	at Buffalo	02/25	L	77	99	at Portland
11/23	W	98	96	Boston	02/28	W	112	111	Seattle
11/26	L	99	103	Buffalo	03/01	W	100	94	at New York (NBA)
11/28	L	103	110	at Cleveland	03/02	W	91	87	New York (NBA)
11/29	L	119	121	*Seattle	03/05	L	107	116	Boston
12/01	L	112	117	at Milwaukee	03/08	L	92	113	Washington
12/04	W	109	105	Kansas City-Omaha	03/09	W	113	100	at Washington
12/06	L	88	96	New York (NBA)	03/12	W	91	88	Portland
12/07	W	116	112	Buffalo	03/14	W	108	97	Phoenix
12/10	L	91	101	at Buffalo	03/15	W	96	88	at Cleveland
12/11	W	103	96	Houston	03/18	L	96	111	at Chicago
12/13	W	93	89	*Milwaukee	03/19	L	115	126	New Orleans
12/14	L	93	100	at Detroit	03/21	W	114	103	Atlanta
12/17	W	113	109	at Boston	03/22	L	100	104	at Atlanta
12/18	L	99	131	Boston	03/25	L	103	118	at Buffalo
12/20	L	93	94	Golden State	03/26	L	98	128	New York (NBA)
12/21	L	101	117	at Washington	03/28	L	104	115	Buffalo
12/23	W	100	88	Atlanta	04/01	L	95	99	at New York (NBA)
12/25	W	104	97	at New York (NBA)	04/04	L	97	108	at Buffalo
12/26	L	91	92	at Chicago	04/05	L	97	111	Boston
01/03	W	107	95	at Kansas City					
01/04	L	82	89	at Detroit					
01/06	W	101	95	Buffalo					
01/08	L	98	106	Los Angeles					
01/10	W	102	94	Kansas City-Omaha					
01/12	L	88	99	at Milwaukee					
01/17	L	92	103	Washington					
01/18	L	106	108	Cleveland					
01/19	L	100	102	at Boston					
01/21	W	101	95	at Phoenix					
01/23	L	100	108	at Golden State					
01/24	L	97	119	at Portland					

\* denotes overtime

\*\* denotes double-overtime





# YEAR BY YEAR RESULTS

## 1975-1976 SEASON STATISTICS

RECORD: 46-36 (.561)

HOME: 34-7

AWAY: 12-29

3RD ATLANTIC DIVISION

PLAYER	G-GS	MIN	FG-FGA	PCT	FT-FTA	PCT	OFF	DEF	TOT	AST	PF-DQ	STL	TO	BLK	PTS	AVG
McGinnis	77-77	2946	647-1552	.417	475-642	.740	260	707	967	359	334-13	198	-	41	1769	23.0
Collins	77-77	2995	614-1196	.513	372-445	.836	126	181	307	191	249-2	110	-	24	1600	20.8
Carter	82-81	2992	665-1594	.417	219-312	.702	113	186	299	372	286-5	137	-	13	1549	18.9
Mix	81-63	3039	421-844	.499	287-351	.818	215	447	662	216	288-6	158	-	29	1129	13.9
Cunningham	20-20	640	103-251	.410	68-88	.773	29	118	147	107	57-1	24	-	10	274	13.7
Free	71-5	1121	239-533	.448	112-186	.602	64	61	125	104	107-0	37	-	6	590	8.3
Bryant	75-3	1203	233-552	.422	92-147	.626	97	181	278	61	165-0	44	-	23	558	7.4
Norman	65-1	818	183-422	.434	20-24	.833	51	50	101	66	87-1	28	-	7	386	5.9
Ellis	29-13	489	61-132	.462	17-28	.607	47	75	122	21	62-0	16	-	9	139	4.8
Lee	79-0	1421	123-282	.436	63-95	.663	164	289	453	59	188-0	23	-	27	309	3.9
Catchings	75-68	1731	103-242	.426	58-96	.604	191	329	520	63	262-6	21	-	164	264	3.5
Jones	16-1	157	19-38	.500	9-13	.692	0	9	9	31	25-0	4	-	0	47	2.9
Dawkins	37-1	165	41-82	.500	8-24	.333	15	34	49	3	40-1	2	-	9	90	2.4
Baskerville	21-0	105	8-26	.308	10-16	.625	13	15	28	3	32-0	6	-	5	26	1.2
Boyd	6-0	33	2-6	.333	1-2	.500	0	2	2	2	5-0	1	-	0	5	0.8
<b>76ERS</b>	<b>82</b>	<b>19855</b>	<b>3462-7752</b>	<b>.447</b>	<b>181-2469</b>	<b>.733</b>	<b>1385</b>	<b>2684</b>	<b>4069</b>	<b>1658</b>	<b>2187-35</b>	<b>809</b>	<b>1707</b>	<b>367</b>	<b>8735</b>	<b>106.3</b>
<b>OPPONENTS</b>	<b>82</b>	<b>19855</b>	<b>3467-7737</b>	<b>.448</b>	<b>1780-2334</b>	<b>.763</b>	<b>1435</b>	<b>2717</b>	<b>4152</b>	<b>1849</b>	<b>2151-37</b>	<b>730</b>	<b>1781</b>	<b>342</b>	<b>8714</b>	<b>106.3</b>

## 1975-1976 GAME-BY-GAME RESULTS

DATE	W/L	PHI	OPP	TEAM	DATE	W/L	PHI	OPP	TEAM
10/24	W	110	103	at Chicago	01/31	L	105	119	at Phoenix
10/27	W	117	104	Los Angeles	02/01	L	82	103	at Los Angeles
10/31	L	87	92	Buffalo	02/06	L	87	92	Cleveland
11/01	L	98	110	at New York (NBA)	02/08	W	100	97	Buffalo
11/04	W	121	114	at Buffalo	02/10	W	85	84	at Chicago
11/05	W	115	82	Chicago	02/11	W	118	106	Portland
11/07	W	103	99	Phoenix	02/13	W	134	109	Houston
11/11	L	81	108	at Milwaukee	02/14	L	97	101	*at New York (NBA)
11/12	L	84	107	Milwaukee	02/15	L	82	88	New York (NBA)
11/14	W	119	109	at Boston	02/17	L	107	125	at Kansas City
11/15	W	110	109	***Washington	02/20	L	92	111	at Seattle
11/19	W	113	103	Kansas City	02/22	L	93	94	at Golden State
11/21	W	131	111	Portland	02/24	W	106	102	at Portland
11/23	L	111	115	at Atlanta	02/27	L	114	121	Golden State
11/25	W	109	108	Golden State	02/29	W	130	115	Seattle
11/28	W	113	94	Seattle	03/02	L	111	128	at Washington
11/29	L	98	99	at Houston	03/03	W	123	110	Boston
11/30	W	113	96	at New Orleans	03/05	W	123	112	Detroit
12/03	W	102	94	New Orleans	03/06	L	99	105	at Buffalo
12/05	W	99	97	New York (NBA)	03/10	W	125	108	Phoenix
12/06	W	98	84	at Kansas City	03/12	W	109	107	Atlanta
12/09	W	100	85	Cleveland	03/17	W	108	101	Chicago
12/11	W	110	106	at Phoenix	03/18	L	104	110	at Cleveland
12/12	L	102	114	at Los Angeles	03/20	L	96	103	*Boston
12/14	L	105	114	at Seattle	03/21	L	100	108	at Boston
12/16	W	105	98	at Portland	03/24	W	118	100	New York (NBA)
12/19	W	115	114	*at Detroit	03/27	L	95	109	at Houston
12/20	L	97	111	Boston	03/28	L	107	110	at New Orleans
12/25	L	103	111	at New York (NBA)	03/31	W	107	103	Buffalo
12/26	W	96	95	Buffalo	04/02	W	96	94	Washington
12/27	L	105	130	at Buffalo	04/04	L	97	101	at Detroit
12/30	W	114	108	Detroit	04/05	W	130	129	*Houston
01/02	W	112	101	Cleveland	04/07	W	102	99	New Orleans
01/03	L	104	119	at Washington	04/09	W	112	108	Kansas City
01/07	W	112	102	Milwaukee	04/10	L	109	123	at Atlanta
01/08	L	105	115	at Cleveland					
01/09	W	109	106	Los Angeles					
01/11	W	118	107	Boston					
01/14	W	100	95	New Orleans					
01/16	L	110	118	at Boston					
01/17	L	103	105	at Washington					
01/20	W	111	108	at Milwaukee					
01/23	L	92	104	at New York (NBA)					
01/24	W	130	116	Atlanta					
01/25	W	112	109	at Atlanta					
01/27	L	116	127	at Houston					
01/29	L	114	123	at Golden State					

\* denotes overtime

\*\*\* denotes triple-overtime



# YEAR BY YEAR RESULTS

## 1976-1977 SEASON STATISTICS

RECORD: 50-32 (.610)

HOME: 32-9

AWAY: 18-23

1ST ATLANTIC DIVISION

PLAYER	G-GS	MIN	FG-FGA	PCT	FT-FTA	PCT	OFF	DEF	TOT	AST	PF-DQ	STL	TO	BLK	PTS	AVG
Erving	82-77	2940	685-1373	.499	400-515	.777	192	503	695	306	251-1	159	-	113	1770	21.6
McGinniss	79-78	2769	659-1439	.458	372-546	.681	324	587	911	302	299-4	163	-	37	1690	21.4
Collins	58-47	2037	426-823	.518	210-250	.840	64	131	195	271	174-2	70	-	15	1062	18.3
Free	78-37	2253	467-1022	.457	334-464	.720	97	140	237	266	207-2	75	-	25	1268	16.3
Mix	75-9	1958	288-551	.523	215-263	.817	127	249	376	152	167-0	90	-	20	791	10.5
Bibby	81-80	2639	302-702	.430	221-282	.784	86	187	273	356	200-2	108	-	5	825	10.2
Carter	14-0	237	43-101	.426	10-19	.526	10	14	24	21	29-0	11	-	2	96	6.9
Jones	82-57	2023	215-424	.507	64-116	.552	190	476	666	92	301-3	43	-	200	494	6.0
Dawkins	59-0	684	135-215	.628	40-79	.506	59	171	230	24	129-1	12	-	49	310	5.3
Dunleavy	32-0	359	60-145	.414	34-45	.756	10	24	34	56	64-1	13	-	2	154	4.8
Bryant	61-0	612	107-240	.446	53-70	.757	45	72	117	48	84-1	36	-	13	267	4.4
Barnett	16-0	231	28-64	.438	10-18	.556	7	7	14	23	28-0	4	-	0	66	4.1
Catchings	53-25	864	62-123	.504	33-47	.702	64	170	234	30	130-1	23	-	78	157	3.0
Furlow	32-0	174	34-100	.340	16-18	.889	18	21	39	19	11-0	7	-	2	84	2.6
<b>76ERS</b>	<b>82</b>	<b>19780</b>	<b>3511-7322</b>	<b>.480</b>	<b>2012-2732</b>	<b>.736</b>	<b>1293</b>	<b>2752</b>	<b>4045</b>	<b>1966</b>	<b>2074-18</b>	<b>814</b>	<b>1915</b>	<b>561</b>	<b>9034</b>	<b>110.2</b>
<b>OPPONENTS</b>	<b>82</b>	<b>19780</b>	<b>3575-7920</b>	<b>.451</b>	<b>1561-2074</b>	<b>.753</b>	<b>1416</b>	<b>2448</b>	<b>3864</b>	<b>2012</b>	<b>2232-44</b>	<b>823</b>	<b>1769</b>	<b>371</b>	<b>8711</b>	<b>106.2</b>

## 1976-1977 GAME-BY-GAME RESULTS

DATE	W/L	PHI	OPP	TEAM	DATE	W/L	PHI	OPP	TEAM
10/22	L	118	121	San Antonio	02/02	W	138	116	Detroit
10/23	L	105	108	at Buffalo	02/04	L	112	113	New York Nets
10/26	W	111	101	at New Orleans	02/06	W	102	97	Los Angeles
10/27	W	116	94	at Houston	02/08	L	89	99	at Buffalo
10/30	W	104	80	New York Nets	02/09	W	107	104	Milwaukee
11/04	W	101	96	at Golden State	02/11	W	118	109	Indiana
11/05	L	104	146	at Portland	02/16	W	117	113	Buffalo
11/07	L	91	98	at Seattle	02/18	L	96	102	Phoenix
11/10	W	103	88	Chicago	02/20	W	112	111	Cleveland
11/12	W	143	104	Washington	02/25	L	102	104	at Los Angeles
11/13	W	114	109	at Washington	02/27	W	93	85	at Seattle
11/17	L	117	123	Indiana	03/01	L	107	108	at Portland
11/19	W	100	95	New Orleans	03/03	L	119	121	*at Golden State
11/20	W	123	106	at Atlanta	03/05	W	117	114	at New York Knicks
11/23	W	116	102	Boston	03/06	L	102	110	New York Knicks
11/24	L	117	118	at Detroit	03/08	L	98	99	at Atlanta
11/26	W	114	103	New York Knicks	03/09	W	129	125	**Denver
11/27	L	104	111	at Cleveland	03/11	W	126	122	Seattle
11/28	L	89	101	at Kansas City	03/13	L	102	106	Chicago
12/01	W	114	102	Denver	03/15	W	133	102	at Cleveland
12/03	L	112	121	Seattle	03/16	W	109	100	Atlanta
12/08	W	123	102	Buffalo	03/18	W	124	104	Houston
12/11	W	108	107	Portland	03/20	W	111	104	at New York Nets
12/12	W	107	102	at Milwaukee	03/23	L	120	128	Golden State
12/14	L	88	101	at Chicago	03/25	W	113	110	San Antonio
12/15	W	97	87	Phoenix	03/27	W	128	116	Portland
12/17	L	114	117	Golden State	03/29	W	119	113	at Chicago
12/18	W	97	93	at Indiana	03/30	W	115	112	Detroit
12/21	L	94	108	at Denver	04/01	W	111	105	*Kansas City
12/25	W	105	104	at New York Knicks	04/03	L	90	96	at Boston
12/28	L	116	127	at San Antonio	04/05	W	119	109	at New Orleans
12/29	L	91	93	at Houston	04/06	L	109	131	at San Antonio
01/02	W	139	110	at New York Nets	04/08	L	112	116	at Detroit
01/05	W	117	94	Los Angeles	04/09	W	125	93	Washington
01/07	W	116	96	Cleveland	04/10	L	121	131	at Washington
01/08	L	106	111	at Milwaukee					
01/11	W	117	115	at Kansas City					
01/12	W	102	97	Houston					
01/14	W	111	106	Kansas City					
01/16	W	97	76	New Orleans					
01/19	W	114	94	Atlanta					
01/22	W	109	94	Boston					
01/23	W	91	83	at Boston					
01/27	L	94	111	at Phoenix					
01/28	L	104	117	at Los Angeles					
01/30	W	107	101	at Denver					
02/01	L	109	110	at Indiana					

\* denotes overtime

\*\* denotes double-overtime





# YEAR BY YEAR RESULTS

## 1977-1978 SEASON STATISTICS

RECORD: 55-27 (.671)

HOME: 37-4

AWAY: 18-23

1ST ATLANTIC DIVISION

PLAYER	G-GS	MIN	FG-FGA	PCT	FT-FTA	PCT	OFF	DEF	TOT	AST	PF-DQ	STL	TO	BLK	PTS	AVG
Erving	74-68	2429	611-1217	.502	306-362	.845	179	302	481	279	207-0	135	238	97	1528	20.6
McGinniss	78-76	2533	588-1270	.463	411-574	.716	282	528	810	294	287-6	137	312	27	1587	20.3
Collins	79-77	2770	643-1223	.526	267-329	.812	87	143	230	320	228-2	128	250	25	1553	19.7
Free	76-5	2050	390-857	.455	411-562	.731	92	120	212	306	199-0	68	200	41	1191	15.7
Dawkins	70-11	1722	332-577	.575	156-220	.709	117	438	555	85	268-5	34	123	125	820	11.7
Mix	82-20	1819	291-560	.520	175-220	.795	96	201	297	174	158-1	87	131	3	757	9.2
Bibby	82-82	2518	286-659	.434	171-219	.781	62	189	251	464	207-0	91	153	6	743	9.1
Bryant	81-0	1236	190-436	.436	111-144	.771	103	177	280	129	185-1	56	115	24	491	6.1
Jones	80-69	1636	169-359	.471	96-153	.627	165	405	570	92	281-4	26	128	127	434	5.4
McClain	29-0	293	42-96	.438	7-10	.700	9	28	37	34	36-0	16	22	4	91	3.1
Catchings	61-2	748	70-178	.393	34-55	.618	105	145	250	34	124-1	20	44	67	174	2.9
Mosley	6-0	21	5-13	.385	3-7	.429	0	5	5	2	5-0	0	5	0	13	2.2
Dunleavy	4-0	17	3-7	.429	2-2	1.000	0	1	1	6	0-0	1	3	0	8	2.0
Washington	14-0	38	8-19	.421	3-6	.500	2	12	14	1	3-0	1	10	2	19	1.4
<b>76ERS</b>	<b>82</b>	<b>19830</b>	<b>3628-7471</b>	<b>.486</b>	<b>2153-2863</b>	<b>.752</b>	<b>1299</b>	<b>2694</b>	<b>3993</b>	<b>2220</b>	<b>2188-20</b>	<b>800</b>	<b>1752</b>	<b>548</b>	<b>9409</b>	<b>114.7</b>
<b>OPPONENTS</b>	<b>82</b>	<b>19830</b>	<b>3592-7788</b>	<b>.461</b>	<b>1803-2435</b>	<b>.740</b>	<b>1363</b>	<b>2473</b>	<b>3836</b>	<b>2095</b>	<b>2287-50</b>	<b>823</b>	<b>1708</b>	<b>346</b>	<b>8987</b>	<b>109.6</b>

## 1977-1978 GAME-BY-GAME RESULTS

DATE	W/L	PHI	OPP	TEAM	DATE	W/L	PHI	OPP	TEAM
10/19	W	113	96	Detroit	02/03	W	116	104	Indiana
10/22	L	103	104	*New Orleans	02/07	L	106	108	at Chicago
10/25	W	112	104	Kansas City	02/08	W	117	104	New Orleans
10/28	L	94	98	at Portland	02/10	L	110	116	at Buffalo
10/29	L	110	113	at Golden State	02/12	W	109	99	Seattle
11/02	L	102	103	Chicago	02/14	W	119	116	at Indiana
11/04	W	107	104	at New Jersey	02/15	W	116	113	at Detroit
11/05	W	132	101	Denver	02/17	W	125	116	San Antonio
11/09	W	130	107	New Jersey	02/19	W	120	110	New Jersey
11/11	W	127	119	New York	02/21	W	127	114	at Cleveland
11/12	L	98	116	at Washington	02/25	L	115	124	at Denver
11/15	W	114	93	at Atlanta	02/26	L	97	99	at Seattle
11/16	W	101	96	Seattle	02/28	L	92	113	at Portland
11/18	W	121	112	at Boston	03/01	W	125	119	at Golden State
11/19	W	111	100	Milwaukee	03/03	L	95	96	at Los Angeles
11/22	W	105	99	Houston	03/05	W	104	92	at Phoenix
11/23	W	106	105	at Detroit	03/08	W	108	97	Atlanta
11/25	W	125	119	*Golden State	03/10	W	120	109	Boston
11/26	W	112	107	at Buffalo	03/12	W	105	103	at Boston
11/29	W	129	117	at San Antonio	03/15	W	113	93	Los Angeles
11/30	W	117	114	at New Orleans	03/17	W	123	112	Kansas City
12/03	L	116	120	*at Houston	03/18	W	141	127	at New York
12/07	W	122	100	Portland	03/19	W	125	118	New York
12/09	W	120	116	San Antonio	03/22	L	108	120	at Kansas City
12/10	L	108	114	*at Indiana	03/24	W	131	122	Milwaukee
12/13	L	117	129	at Milwaukee	03/26	W	116	100	Portland
12/14	L	99	108	Atlanta	03/29	W	149	118	Buffalo
12/16	L	110	115	at Chicago	03/31	L	110	111	*at Atlanta
12/17	W	129	116	Cleveland	04/01	L	112	116	at Houston
12/21	W	125	119	Phoenix	04/02	L	107	111	at San Antonio
12/25	L	110	113	at New York	04/04	L	119	120	at New Orleans
12/28	W	129	125	*Chicago	04/05	W	126	115	Detroit
12/30	W	126	119	Washington	04/07	L	118	127	Indiana
01/04	W	108	93	Cleveland	04/08	W	131	114	Washington
01/06	W	123	110	Los Angeles	04/09	L	113	123	at Washington
01/08	W	94	91	Boston					
01/10	W	95	80	Houston					
01/13	W	118	93	Buffalo					
01/14	W	136	120	at New Jersey					
01/18	W	126	106	at Kansas City					
01/19	L	109	117	at Cleveland					
01/22	W	99	87	Golden State					
01/24	L	102	117	at Los Angeles					
01/25	W	128	125	at Seattle					
01/27	L	101	110	at Phoenix					
01/29	W	118	117	at Denver					
02/01	W	104	101	Denver					

\* denotes overtime



# YEAR BY YEAR RESULTS

## 1978-1979 SEASON STATISTICS

RECORD: 47-35 (.573)

HOME: 31-10

AWAY: 16-25

2ND ATLANTIC DIVISION

PLAYER	G-GS	MIN	FG-FGA	PCT	FT-FTA	PCT	OFF	DEF	TOT	AST	PF-DQ	STL	TO	BLK	PTS	AVG
Erving	78-76	2802	715-1455	.491	373-501	.745	198	366	564	357	207-0	133	315	100	1803	23.1
Collins	47-44	1595	358-717	.499	201-247	.814	36	87	123	191	139-1	52	131	20	917	19.5
Money	23-0	545	119-217	.548	34-54	.630	15	22	37	82	70-2	13	69	2	272	11.8
Dawkins	78-12	2035	430-831	.517	158-235	.672	123	508	631	128	295-5	32	197	143	1018	13.1
Bibby	82-38	2538	368-869	.423	266-335	.794	72	172	244	371	199-0	72	197	7	1002	12.2
B. Jones	80-78	2304	378-704	.537	209-277	.755	199	332	531	201	245-2	107	165	96	965	12.1
Mix	74-1	1269	265-493	.538	161-201	.801	109	184	293	121	112-0	57	100	16	691	9.3
C. Jones	78-75	2171	302-637	.474	121-162	.747	177	570	747	151	303-10	39	156	157	725	9.3
Cheeks	82-82	2409	292-572	.510	101-140	.721	63	191	254	431	198-2	174	193	12	685	8.4
Bryant	70-0	1064	205-478	.429	123-170	.724	96	163	259	103	171-1	49	114	9	533	7.6
Redmond	4-0	23	1-12	.083	0-0	---	0	1	1	1	3-0	0	1	0	2	0.5
Skinner	22-0	309	36-89	.404	27-32	.844	15	29	44	40	61-2	18	34	1	99	4.5
Simpson	36-0	452	87-196	.444	28-40	.700	16	19	35	58	27-0	25	47	1	202	5.6
Catchings	25-4	289	28-68	.412	13-17	.765	30	68	98	18	42-1	8	37	35	69	2.8
<b>76ERS</b>	<b>82</b>	<b>19805</b>	<b>3584-7338</b>	<b>.488</b>	<b>1815-2411</b>	<b>.753</b>	<b>1149</b>	<b>2712</b>	<b>3861</b>	<b>2253</b>	<b>2072-26</b>	<b>779</b>	<b>1771</b>	<b>599</b>	<b>8983</b>	<b>109.5</b>
<b>OPPONENTS</b>	<b>82</b>	<b>19805</b>	<b>3542-7626</b>	<b>.464</b>	<b>1747-2331</b>	<b>.749</b>	<b>1252</b>	<b>2506</b>	<b>3758</b>	<b>2094</b>	<b>2128-35</b>	<b>795</b>	<b>1627</b>	<b>353</b>	<b>8831</b>	<b>107.7</b>

## 1978-1979 GAME-BY-GAME RESULTS

DATE	W/L	PHI	OPP	TEAM	DATE	W/L	PHI	OPP	TEAM
10/13	W	110	102	Los Angeles	02/01	W	128	105	at Chicago
10/18	L	111	121	Washington	02/02	L	101	105	New York
10/20	W	126	117	at Detroit	02/07	W	114	103	Detroit
10/21	W	130	111	New Orleans	02/09	W	117	106	San Diego
10/25	W	118	117	Atlanta	02/11	W	107	99	Washington
10/28	W	101	99	at Houston	02/14	L	106	108	Kansas City
11/01	W	116	115	San Antonio	02/15	L	100	113	at Cleveland
11/03	W	118	103	Milwaukee	02/16	L	104	119	at Kansas City
11/08	W	123	117	New Jersey	02/18	W	110	107	*Milwaukee
11/10	W	123	122	at Washington	02/21	L	99	106	*at Detroit
11/11	W	135	112	Detroit	02/23	L	116	117	at San Diego
11/14	L	108	124	at New Jersey	02/25	W	119	111	at Denver
11/15	W	109	103	*Denver	02/27	L	115	118	at Portland
11/17	W	95	94	Phoenix	02/28	L	93	97	at Seattle
11/18	L	116	124	at Atlanta	03/02	L	111	126	at Los Angeles
11/21	L	105	115	Golden State	03/04	L	94	119	at Phoenix
11/24	W	134	120	San Diego	03/06	L	91	94	at Atlanta
11/25	L	126	127	at Milwaukee	03/07	W	114	107	Boston
11/28	L	103	107	at New Orleans	03/09	L	113	119	at Milwaukee
11/29	W	120	114	*at San Antonio	03/11	L	103	104	at New Jersey
12/02	L	97	100	Seattle	03/14	L	96	99	Seattle
12/05	L	91	96	at Chicago	03/16	W	114	106	Indiana
12/06	W	114	106	at Kansas City	03/17	L	101	103	at New York
12/09	L	107	115	at Cleveland	03/18	W	106	90	New York
12/13	W	120	100	Kansas City	03/20	W	124	120	at San Antonio
12/15	W	91	84	Houston	03/21	W	114	108	at Houston
12/17	W	103	96	at Los Angeles	03/23	W	110	98	New Jersey
12/19	W	124	113	at San Diego	03/25	L	94	103	at Boston
12/20	L	81	85	at Golden State	03/27	W	100	97	at Washington
12/22	W	103	95	at Seattle	03/28	W	112	96	Chicago
12/25	W	109	94	at New York	03/30	W	129	93	Cleveland
12/27	W	122	110	Indiana	04/01	W	112	111	Los Angeles
12/29	W	113	107	Atlanta	04/04	W	121	120	Houston
12/30	L	94	100	San Antonio	04/06	L	118	136	at Indiana
01/03	W	111	98	Chicago	04/08	W	112	111	Denver
01/05	L	96	123	at Indiana					
01/06	L	139	143	*Phoenix					
01/10	W	123	112	New Orleans					
01/12	L	89	100	at New Orleans					
01/14	W	112	106	Portland					
01/17	W	107	94	Cleveland					
01/20	L	102	108	Boston					
01/21	W	91	87	at Boston					
01/24	L	94	101	at Phoenix					
01/26	W	105	96	at Golden State					
01/28	L	94	116	at Portland					
01/31	L	106	108	Golden State					

\* denotes overtime





# YEAR BY YEAR RESULTS

## 1979-1980 SEASON STATISTICS

RECORD: 59-23 (.720)

HOME: 36-5

AWAY: 23-18

2ND ATLANTIC DIVISION

PLAYER	G-GS	MIN	FG-FGA	PCT	FT-FTA	PCT	OFF	DEF	TOT	AST	PF-DQ	STL	TO	BLK	PTS	AVG
Erving	78-78	2812	838-1614	.519	420-534	.787	215	361	576	355	208-0	170	284	140	2100	26.9
Dawkins	80-80	2541	494-946	.522	190-291	.653	197	496	693	149	328-8	49	230	142	1178	14.7
Collins	36-17	963	191-410	.466	113-124	.911	29	65	94	100	76-0	30	82	7	495	13.8
B. Jones	81-3	2125	398-748	.532	257-329	.781	152	298	450	146	223-3	102	146	118	1053	13.0
Mix	81-5	1543	363-703	.516	207-249	.831	114	176	290	149	114-0	67	132	9	937	11.6
Cheeks	79-79	2623	357-661	.540	180-231	.779	75	199	274	556	197-1	183	216	32	898	11.4
Hollins	27-26	796	130-313	.415	67-87	.770	24	45	69	112	68-0	46	68	9	329	12.2
Bibby	82-8	2035	251-626	.401	226-286	.790	65	143	208	307	161-0	62	147	6	739	9.0
C. Jones	80-80	2771	232-532	.436	124-178	.697	219	731	950	164	298-5	43	218	162	588	7.4
Richardson	52-34	988	159-348	.457	28-45	.622	55	68	123	107	97-0	24	64	15	347	6.7
Money	6-0	82	14-36	.389	2-2	1.000	3	4	7	16	11-0	0	12	1	30	5.0
Spanarkel	40-0	442	72-153	.471	54-65	.831	27	27	54	51	58-0	12	57	6	198	5.0
Toone	23-0	124	23-64	.359	8-10	.800	12	22	34	12	20-0	4	16	5	55	2.4
Skinner	2-0	10	1-2	.500	0-0	---	0	0	0	2	1-0	0	2	0	2	1.0
<b>76ERS</b>	<b>82</b>	<b>19855</b>	<b>3523-7156</b>	<b>.492</b>	<b>1876-2431</b>	<b>.772</b>	<b>1187</b>	<b>2635</b>	<b>3822</b>	<b>2226</b>	<b>1860-17</b>	<b>792</b>	<b>1708</b>	<b>652</b>	<b>8949</b>	<b>109.1</b>
<b>OPPONENTS</b>	<b>82</b>	<b>19855</b>	<b>3444-7561</b>	<b>.455</b>	<b>1640-2145</b>	<b>.765</b>	<b>1318</b>	<b>2352</b>	<b>3670</b>	<b>2089</b>	<b>2100-39</b>	<b>876</b>	<b>1561</b>	<b>388</b>	<b>8603</b>	<b>104.9</b>

3-PT FG: 76ERS 27-125 (.216), Erving 4-20 (.200), Dawkins 0-6 (.000), Collins 0-1 (.000), B. Jones 0-3 (.000), Mix 4-10 (.400), Cheeks 4-9 (.444), Hollins 2-10 (.200), Bibby 11-52 (.212), C. Jones 0-2 (.000), Richardson 1-3 (.333), Spanarkel 0-2 (.000), Toone 1-7 (.143), OPPONENTS 75-277 (.271)

## 1979-1980 GAME-BY-GAME RESULTS

DATE	W/L	PHI	OPP	TEAM	DATE	W/L	PHI	OPP	TEAM
10/12	W	93	92	at Washington	01/25	L	103	124	at Los Angeles
10/13	W	113	105	Houston	01/27	L	118	125	at Phoenix
10/17	W	113	88	at New Jersey	01/28	L	101	107	at Utah
10/19	W	112	104	Detroit	01/30	W	121	108	Detroit
10/20	W	136	111	at New York	01/31	W	110	105	at Houston
10/24	W	132	110	Indiana	02/05	W	109	108	at Indiana
10/26	W	127	116	New York	02/06	L	110	129	at Boston
10/27	W	112	106	at Cleveland	02/08	L	94	109	Seattle
10/31	L	97	102	at Atlanta	02/10	W	105	104	Los Angeles
11/02	L	81	85	Atlanta	02/13	W	107	85	Utah
11/03	W	120	114	**at Indiana	02/15	W	114	104	at Detroit
11/06	W	118	117	*at Milwaukee	02/16	W	100	92	Chicago
11/07	W	110	102	Kansas City	02/17	W	115	100	Cleveland
11/09	L	98	106	at Detroit	02/21	L	99	104	at San Diego
11/10	W	95	94	Boston	02/24	W	103	100	at Golden State
11/13	L	103	110	at Kansas City	02/26	W	98	96	at Portland
11/16	L	105	106	San Antonio	02/27	W	101	98	*at Seattle
11/17	L	103	106	*at Chicago	02/29	W	104	103	Denver
11/20	W	118	114	at San Antonio	03/02	W	144	99	Golden State
11/21	L	94	97	at Houston	03/05	W	120	113	Indiana
11/23	W	113	102	Houston	03/07	L	92	111	at Boston
11/24	W	91	82	New Jersey	03/09	W	134	118	at San Antonio
11/26	W	113	112	Indiana	03/11	W	102	97	*at Atlanta
11/28	W	120	102	Washington	03/12	W	105	98	Washington
11/30	W	104	101	San Diego	03/14	L	94	104	at Indiana
12/01	W	117	105	Cleveland	03/16	L	109	123	at Cleveland
12/05	W	132	120	San Antonio	03/17	W	123	109	Detroit
12/08	W	117	96	Phoenix	03/19	L	99	105	San Antonio
12/12	W	112	91	Milwaukee	03/20	L	113	119	*at Washington
12/14	L	98	103	Atlanta	03/21	W	108	99	New Jersey
12/15	L	96	112	at Atlanta	03/23	W	112	108	New York
12/18	W	114	102	at Detroit	03/26	W	84	81	Atlanta
12/19	L	89	112	at Boston	03/27	W	103	101	at New York
12/21	W	117	106	Houston	03/28	L	92	99	at New Jersey
12/22	W	126	113	Boston	03/30	W	116	110	Boston
12/25	W	95	92	at Washington					
12/27	W	118	114	at San Antonio					
12/29	L	100	104	at Houston					
01/03	W	109	108	at Cleveland					
01/08	W	111	108	at New York					
01/09	W	108	105	New Jersey					
01/11	W	119	106	Washington					
01/13	W	126	112	New York					
01/16	W	121	110	Portland					
01/18	W	112	105	at New Jersey					
01/19	W	111	107	Cleveland					
01/23	W	118	93	at Denver					

\* denotes overtime

\*\* denotes double-overtime



# YEAR BY YEAR RESULTS

## 1980-1981 SEASON STATISTICS

RECORD: 47-35 (.573)

HOME: 31-10

AWAY: 16-25

2ND ATLANTIC DIVISION

PLAYER	G-GS	MIN	FG-FGA	PCT	FT-FTA	PCT	OFF	DEF	TOT	AST	PF-DQ	STL	TO	BLK	PTS	AVG
Erving	82-82	2874	794-1524	.521	422-536	.787	244	413	657	364	233-0	173	266	147	2014	24.6
Dawkins	76-76	2088	423-697	.607	219-304	.720	106	439	545	109	316-9	38	220	112	1065	14.0
B. Jones	81-0	2046	407-755	.539	282-347	.813	142	293	435	226	226-2	95	149	74	1096	13.5
Toney	75-57	1768	399-806	.495	161-226	.712	32	111	143	273	234-5	59	219	10	968	12.9
Collins	12-12	329	62-126	.492	24-29	.828	6	23	29	42	23-0	7	22	4	148	12.3
Mix	72-1	1327	288-575	.501	200-240	.833	105	159	264	114	107-0	59	88	18	776	10.8
Hollins	82-13	2154	327-696	.470	125-171	.731	47	144	191	352	205-2	104	207	18	781	9.5
Cheeks	81-81	2415	310-581	.534	140-178	.787	67	178	245	560	231-1	193	174	39	763	9.4
C. Jones	81-81	2639	218-485	.449	148-193	.767	200	613	813	122	271-2	53	168	134	584	7.2
Richardson	77-1	1313	227-464	.489	84-108	.778	83	93	176	152	102-0	36	110	10	538	7.0
Johnson	40-0	372	87-158	.551	27-31	.871	8	47	55	30	45-0	20	25	2	202	5.1
Cureton	52-6	528	93-205	.454	33-64	.516	51	104	155	25	68-0	20	29	23	219	4.2
Davis	1-0	2	1-1	1.000	0-0	---	0	1	1	0	0-0	0	0	0	2	2.0
<b>76ERS</b>	<b>82</b>	<b>19855</b>	<b>3636-7073</b>	<b>.514</b>	<b>1865-2427</b>	<b>.768</b>	<b>1091</b>	<b>2618</b>	<b>3709</b>	<b>2369</b>	<b>2061-21</b>	<b>857</b>	<b>1702</b>	<b>591</b>	<b>9156</b>	<b>11.7</b>
<b>OPPONENTS</b>	<b>82</b>	<b>19855</b>	<b>3307-7337</b>	<b>.451</b>	<b>1850-2487</b>	<b>.744</b>	<b>1286</b>	<b>2287</b>	<b>3573</b>	<b>2033</b>	<b>2044-32</b>	<b>818</b>	<b>1642</b>	<b>379</b>	<b>8512</b>	<b>103.8</b>

3-PT FG: 76ERS 19-84 (.226), Erving 4-18 (.222), B. Jones 0-3 (.000), Toney 9-29 (.310), Mix 0-3 (.000), Hollins 2-15 (.133), Cheeks 3-8 (.375), Richardson 0-1 (.000), Johnson 1-6 (.167), Cureton 0-1 (.000). OPPONENTS 48-200 (.240).

## 1980-1981 GAME-BY-GAME RESULTS

DATE	W/L	PHI	OPP	TEAM	DATE	W/L	PHI	OPP	TEAM
10/10	L	103	106	Milwaukee	01/16	W	137	119	Cleveland
10/11	W	126	120	**at Washington	01/18	W	113	92	Seattle
10/14	L	93	113	at New York	01/20	L	75	83	at Detroit
10/15	W	119	111	at New Jersey	01/21	W	118	104	Indiana
10/18	W	117	101	Washington	01/22	W	128	116	at Washington
10/22	W	94	93	at Detroit	01/25	W	98	93	Phoenix
10/25	W	113	100	at Atlanta	01/28	L	101	104	at Boston
10/28	W	119	101	at Cleveland	02/03	W	97	93	at Atlanta
10/29	W	115	102	Chicago	02/04	W	107	104	Boston
10/31	W	107	96	Atlanta	02/06	W	129	113	San Diego
11/01	W	117	113	*Boston	02/08	W	102	99	Los Angeles
11/05	W	107	103	Detroit	02/11	W	122	120	Cleveland
11/07	W	117	100	Kansas City	02/13	L	102	104	Washington
11/09	W	136	121	at Milwaukee	02/15	W	116	98	Atlanta
11/11	W	121	80	at Chicago	02/18	W	111	97	Detroit
11/12	L	113	125	New York	02/19	L	108	129	at Washington
11/13	W	130	103	at Indiana	02/20	W	117	109	Dallas
11/15	W	115	108	New Jersey	02/22	L	110	116	at Phoenix
11/18	W	113	99	at New York	02/25	W	107	95	at San Diego
11/19	W	110	101	Golden State	02/27	W	87	83	at Utah
11/21	W	97	88	Indiana	03/01	L	107	114	at Boston
11/22	W	108	101	at San Antonio	03/04	L	100	111	Chicago
11/25	W	108	92	at Dallas	03/06	W	131	112	Denver
11/26	W	101	100	at Houston	03/08	W	123	100	Milwaukee
11/28	W	116	103	Portland	03/10	W	103	102	at Indiana
11/29	W	113	93	Utah	03/11	W	115	95	New York
12/02	L	108	112	*at Atlanta	03/13	L	104	120	at Milwaukee
12/03	W	104	98	New York	03/15	L	109	120	at New York
12/05	W	104	100	Atlanta	03/17	L	120	126	*at New Jersey
12/09	W	96	83	at Cleveland	03/18	W	107	95	Indiana
12/10	W	113	100	Chicago	03/20	L	108	120	at Chicago
12/12	W	95	79	Washington	03/22	W	126	94	Boston
12/14	W	114	107	at New Jersey	03/25	W	114	75	Detroit
12/16	W	109	107	at Indiana	03/27	W	138	117	at Cleveland
12/17	W	103	79	Cleveland	03/29	L	94	98	at Boston
12/19	W	122	107	New Jersey					
12/26	W	113	103	at Kansas City					
12/27	L	121	125	at Denver					
12/28	L	116	122	at Los Angeles					
12/30	L	108	109	at Portland					
01/02	W	120	117	*at Seattle					
01/03	W	119	105	at Golden State					
01/07	W	135	102	San Antonio					
01/09	W	107	94	Houston					
01/10	W	117	102	at Chicago					
01/14	W	110	105	New Jersey					
01/15	L	110	113	at Milwaukee					

\* denotes overtime

\*\* denotes double-overtime





# YEAR BY YEAR RESULTS

## 1981-1982 SEASON STATISTICS

RECORD: 58-24 (.707)

HOME: 32-9

AWAY: 26-15

2ND ATLANTIC DIVISION

PLAYER	G-GS	MIN	FG-FGA	PCT	FT-FTA	PCT	OFF	DEF	TOT	AST	PF-DQ	STL	TO	BLK	PTS	AVG
Erving	81-81	2789	780-1428	.546	411-539	.763	220	337	557	319	229-1	161	214	141	1974	24.4
Toney	77-1	1909	511-979	.522	227-306	.742	43	91	134	283	269-5	64	214	17	1274	16.5
B. Jones	76-73	2181	416-737	.564	263-333	.790	109	284	393	189	211-3	99	145	112	1095	14.4
Cheeks	79-79	2498	352-676	.521	171-220	.777	51	197	248	667	247-0	209	184	33	881	11.2
Hollins	81-81	2257	380-797	.477	132-188	.702	35	152	187	316	198-1	103	146	20	894	11.0
Dawkins	48-36	1124	207-367	.564	114-164	.695	68	237	305	55	193-5	19	96	55	528	11.0
Bantom	43-1	979	156-306	.510	67-114	.588	87	139	226	46	133-0	25	64	37	380	8.8
C. Jones	81-47	2446	231-465	.497	179-219	.817	164	544	708	100	301-3	38	155	146	641	7.9
Mix	75-0	1235	202-399	.506	136-172	.791	92	133	225	93	86-0	42	67	17	541	7.2
Cureton	66-8	956	149-306	.487	51-94	.543	90	180	270	32	142-0	31	44	27	349	5.3
Richardson	77-0	1040	140-310	.452	69-88	.784	55	63	118	109	109-0	36	79	9	351	4.6
Edwards	42-3	291	65-150	.433	20-27	.741	10	17	27	45	37-0	16	24	5	150	3.6
Johnson	26-0	150	27-54	.500	6-7	.857	7	15	22	10	28-0	13	13	3	61	2.3
<b>76ERS</b>	<b>82</b>	<b>19855</b>	<b>3616-6974</b>	<b>.518</b>	<b>1846-2471</b>	<b>.747</b>	<b>1031</b>	<b>2389</b>	<b>3420</b>	<b>2264</b>	<b>2183-18</b>	<b>856</b>	<b>1474</b>	<b>622</b>	<b>9119</b>	<b>111.2</b>
<b>OPPONENTS</b>	<b>82</b>	<b>19855</b>	<b>3371-7083</b>	<b>.476</b>	<b>1852-2496</b>	<b>.742</b>	<b>1289</b>	<b>2344</b>	<b>3633</b>	<b>1965</b>	<b>2216-44</b>	<b>702</b>	<b>1615</b>	<b>470</b>	<b>8649</b>	<b>105.5</b>

3-PT FG: 76ERS 41-139 (.295), Erving 3-11 (.273), Toney 25-59 (.424), B. Jones 0-3 (.000), Cheeks 6-22 (.273), Hollins 2-16 (.125), Dawkins 0-2 (.000), Bantom 1-3 (.333), C. Jones 0-3 (.000), Mix 1-4 (.250), Cureton 0-2 (.000), Richardson 2-2 (1.000), Edwards 0-9 (.000), Johnson 1-3 (.333), OPPONENTS 55-212 (.259).

## 1981-1982 GAME-BY-GAME RESULTS

DATE	W/L	PHI	OPP	TEAM	DATE	W/L	PHI	OPP	TEAM
10/30	W	128	104	Cleveland	02/10	W	102	96	Indiana
10/31	W	108	106	at Atlanta	02/13	W	114	107	at New York
11/03	W	112	99	at Washington	02/14	W	117	105	New York
11/04	W	107	99	Indiana	02/17	W	114	109	Dallas
11/06	L	99	106	Atlanta	02/19	W	132	117	Utah
11/10	W	95	93	at Detroit	02/21	W	109	102	Phoenix
11/11	W	117	90	Chicago	02/23	W	115	101	at San Diego
11/13	W	105	85	Kansas City	02/26	L	114	116	**at Los Angeles
11/14	W	109	102	at New York	02/27	L	125	134	at Denver
11/18	W	102	100	Milwaukee	03/02	L	109	112	at Chicago
11/20	W	99	94	at Cleveland	03/03	W	125	107	San Diego
11/21	W	135	106	Houston	03/05	W	89	80	Atlanta
11/27	W	124	112	*at Indiana	03/07	W	119	113	Los Angeles
11/28	W	116	103	Detroit	03/10	W	134	114	Golden State
12/01	W	107	98	at Atlanta	03/14	W	128	114	at Kansas City
12/02	L	101	106	San Antonio	03/16	L	91	106	at Milwaukee
12/04	L	103	111	at Boston	03/17	W	102	93	Washington
12/05	W	114	105	at New Jersey	03/19	W	112	95	Indiana
12/09	W	137	109	Denver	03/21	L	111	123	Boston
12/11	W	131	113	Cleveland	03/24	L	106	111	New Jersey
12/12	W	117	114	*at Chicago	03/25	L	98	100	at Detroit
12/13	L	108	127	at Milwaukee	03/26	W	115	111	at Cleveland
12/16	L	115	117	New York	03/28	W	116	98	at Boston
12/19	W	123	118	*Boston	03/30	L	114	116	*at Milwaukee
12/22	W	112	105	at New York	03/31	W	99	98	Chicago
12/27	L	96	99	at Phoenix	04/02	W	135	115	Cleveland
12/29	W	142	135	at Golden State	04/04	W	127	106	New York
12/30	W	102	99	at Seattle	04/06	W	117	104	at Chicago
01/01	W	120	105	at Portland	04/07	W	116	113	at New Jersey
01/02	W	109	107	at Utah	04/09	L	88	103	at Atlanta
01/05	L	101	124	at Detroit	04/11	L	109	110	*Boston
01/06	W	126	112	Washington	04/13	W	93	89	at Indiana
01/08	L	90	96	at Boston	04/14	W	119	111	Detroit
01/09	L	113	120	New Jersey	04/16	W	100	96	at Washington
01/12	W	95	92	at Washington	04/18	W	110	86	Milwaukee
01/13	L	107	111	Milwaukee					
01/15	L	90	96	Atlanta					
01/17	L	97	105	at New Jersey					
01/20	W	115	110	Portland					
01/22	W	112	105	at Indiana					
01/23	W	100	87	Seattle					
01/26	L	95	103	at San Antonio					
01/27	W	99	86	at Dallas					
01/28	L	101	109	at Houston					
02/03	W	122	96	Washington					
02/05	W	116	112	New Jersey					
02/07	W	123	107	Chicago					

\* denotes overtime

\*\* denotes double-overtime



# YEAR BY YEAR RESULTS

## 1982-1983 SEASON STATISTICS

RECORD: 65-17 (.793)

HOME: 35-6

AWAY: 30-11

1ST ATLANTIC DIVISION

PLAYER	G-GS	MIN	FG-FGA	PCT	FT-FTA	PCT	OFF	DEF	TOT	AST	PF-DQ	STL	TO	BLK	PTS	AVG
Malone	78-78	2922	654-1305	.501	600-788	.761	445	749	1194	101	206-0	89	264	157	1908	24.5
Erving	72-72	2421	605-1170	.517	330-435	.759	173	318	491	263	202-1	112	196	131	1542	21.4
Toney	81-81	2474	626-1250	.501	324-411	.788	42	183	225	365	255-0	80	271	17	1598	19.7
Cheeks	79-79	2465	404-745	.542	181-240	.754	53	156	209	543	182-0	184	179	31	990	12.5
Jones	74-0	1749	250-460	.543	165-208	.793	102	242	344	142	199-4	85	109	91	665	9.0
C. Johnson	32-4	698	91-182	.500	34-58	.586	75	130	205	24	84-1	16	36	29	216	6.8
Richardson	77-1	1755	259-559	.463	71-111	.640	98	149	247	168	164-0	71	99	18	589	7.6
R. Johnson	29-8	549	69-154	.448	22-30	.733	32	58	90	23	82-1	8	35	17	160	5.5
Edwards	81-3	1266	228-483	.472	86-113	.761	23	62	85	221	119-0	81	110	6	542	6.7
Schoene	46-2	702	106-207	.512	21-28	.750	52	102	154	32	118-2	13	46	9	233	5.1
Iavaroni	80-77	1612	163-353	.462	78-113	.690	117	212	329	83	238-0	32	133	44	404	5.1
Cureton	73-3	987	108-258	.419	33-67	.493	84	185	269	43	144-1	37	76	24	249	3.4
McNamara	36-2	182	29-64	.453	20-45	.444	34	42	76	7	42-1	3	36	3	78	2.2
Anderson	13-0	48	8-22	.364	1-3	.333	4	8	12	1	6-0	1	5	0	17	1.3
76ERS	82	19830	3600-7212	.499	1966-2650	.742	1334	2596	3930	2016	2041-11	812	1627	577	9191	112.1
OPPONENTS	82	19830	3442-7470	.461	1624-2253	.721	1325	2263	3588	2089	2246-54	755	1590	511	8562	104.0

3-PT FG: 76ERS 25-109 (.229), Malone 0-1 (.000), Erving 2-7 (.286), Toney 22-76 (.289), Cheeks 1-6 (.167), Jones 0-1 (.000), Richardson 0-6 (.000), Edwards 0-8 (.000), Schoene 0-1 (.000), Iavaroni 0-2 (.000), Anderson 0-1 (.000). OPPONENTS 54-249 (.217)

## 1982-1983 GAME-BY-GAME RESULTS

DATE	W/L	PHI	OPP	TEAM	DATE	W/L	PHI	OPP	TEAM
01/29	W	104	89	at New York	02/06	W	97	96	at Seattle
01/30	W	110	99	New Jersey	02/09	W	106	93	Atlanta
11/03	W	130	111	San Diego	02/10	W	116	110	at Chicago
11/05	W	120	109	at Detroit	02/16	W	116	95	Denver
11/06	W	119	115	**Boston	02/18	W	127	98	Houston
11/10	W	145	108	Chicago	02/20	W	104	89	New York
11/12	L	108	117	Indiana	02/23	W	133	101	Dallas
11/13	W	110	100	at New Jersey	02/25	W	116	111	Chicago
11/14	W	102	93	Washington	02/27	W	115	104	Golden State
11/17	W	120	103	Detroit	03/01	W	106	94	at New York
11/19	W	121	109	Milwaukee	03/04	L	110	115	at Boston
11/23	L	103	106	Portland	03/06	L	106	112	at New Jersey
11/24	W	121	106	at Indiana	03/07	W	123	114	Detroit
11/26	W	120	102	at Cleveland	03/12	W	95	86	at Washington
11/27	W	126	113	Utah	03/13	W	97	93	Washington
11/30	L	97	111	at Atlanta	03/15	W	132	128	at Indiana
12/02	W	116	108	at Phoenix	03/16	W	105	100	Boston
12/03	W	127	110	at San Diego	03/19	W	105	97	at Milwaukee
12/05	W	114	104	at Los Angeles	03/20	W	121	119	at Detroit
12/08	W	132	85	Atlanta	03/22	L	76	89	at New York
12/10	L	97	123	at Boston	03/23	W	104	101	*Milwaukee
12/11	W	128	111	Detroit	03/25	L	92	101	New Jersey
12/15	W	99	93	Cleveland	03/27	W	94	80	Cleveland
12/17	W	109	95	New York	03/29	L	95	97	at Chicago
12/18	L	97	100	at Washington	03/30	W	120	113	Atlanta
12/21	W	122	105	Boston	04/01	L	104	111	New Jersey
12/26	W	124	122	at San Antonio	04/03	W	96	84	at Cleveland
12/28	W	104	93	at Houston	04/05	W	116	108	at Milwaukee
12/29	W	126	116	*at Dallas	04/06	L	109	112	San Antonio
01/05	W	122	120	*Los Angeles	04/08	W	126	118	*Indiana
01/07	W	106	89	at Washington	04/10	W	113	97	New York
01/08	W	125	113	Kansas City	04/12	L	97	102	at Atlanta
01/11	W	109	99	at Atlanta	04/13	L	76	95	Washington
01/12	W	122	121	Milwaukee	04/15	W	100	98	at New Jersey
01/14	W	115	105	at Detroit	04/17	L	101	114	at Boston
01/15	W	114	105	Indiana					
01/18	W	98	90	at Cleveland					
01/19	W	126	106	Chicago					
01/21	W	130	117	Seattle					
01/23	L	96	107	at Milwaukee					
01/25	W	116	99	at Chicago					
01/26	W	113	102	Phoenix					
01/28	W	114	99	at Kansas City					
01/29	W	126	109	at Utah					
02/01	W	133	124	at Denver					
02/03	W	117	111	at Golden State					
02/04	L	109	115	at Portland					

\* denotes overtime

\*\* denotes double-overtime





# YEAR BY YEAR RESULTS

## 1983-1984 SEASON STATISTICS

RECORD: 52-30 (.634)

HOME: 32-9

AWAY: 20-21

2ND ATLANTIC DIVISION

PLAYER	G-GS	MIN	FG-FGA	PCT	FT-FTA	PCT	OFF	DEF	TOT	AST	PF-DQ	STL	TO	BLK	PTS	AVG
Malone	71-71	2613	532-1101	.483	545-727	.750	352	598	950	96	188-0	71	250	110	1609	22.7
Erving	77-77	2683	678-1324	.512	364-483	.754	190	342	532	309	217-3	141	230	139	1727	22.4
Toney	78-72	2556	593-1125	.527	390-465	.839	57	136	193	373	251-1	70	297	23	1588	20.4
Cheeks	75-75	2494	386-702	.550	170-232	.733	44	161	205	478	196-1	171	182	20	950	12.7
B. Jones	75-0	1761	226-432	.523	167-213	.784	92	231	323	187	199-1	107	101	103	619	8.3
Richardson	69-12	1571	221-473	.467	79-103	.767	62	103	165	155	145-0	49	100	23	521	7.6
Matthews	14-5	292	45-101	.446	9-14	.643	6	17	23	62	32-0	11	30	2	100	7.1
Williams	70-12	1375	193-405	.477	86-133	.647	117	209	326	60	203-3	62	96	103	472	6.7
Johnson	80-10	1721	193-412	.468	69-113	.611	131	267	398	55	205-1	35	95	65	455	5.7
Iavaroni	78-71	1532	149-322	.463	97-131	.740	91	219	310	95	222-1	36	124	55	395	5.1
Edwards	60-0	654	84-221	.380	34-48	.708	12	47	59	90	78-1	31	46	5	202	3.4
Threatt	45-0	464	62-148	.419	23-28	.821	17	23	40	41	65-1	13	33	2	148	3.3
Rautins	28-3	196	21-58	.362	6-10	.600	9	24	33	29	31-0	9	19	2	48	1.7
C. Jones	1-0	3	0-1	.000	1-4	.250	0	0	0	0	1-0	0	0	0	1	1.0
Kuczenski	3-2	40	1-8	.125	1-2	.500	1	5	6	2	7-0	1	5	1	3	1.0
<b>76ERS</b>	<b>82</b>	<b>19955</b>	<b>3384-6833</b>	<b>.495</b>	<b>2041-2706</b>	<b>.754</b>	<b>1181</b>	<b>2382</b>	<b>3563</b>	<b>2032</b>	<b>2040-13</b>	<b>807</b>	<b>1628</b>	<b>653</b>	<b>8838</b>	<b>107.8</b>
<b>OPPONENTS</b>	<b>82</b>	<b>19955</b>	<b>3427-7136</b>	<b>.480</b>	<b>1757-2367</b>	<b>.742</b>	<b>1235</b>	<b>2237</b>	<b>3472</b>	<b>2062</b>	<b>2237-42</b>	<b>805</b>	<b>1559</b>	<b>483</b>	<b>8658</b>	<b>105.6</b>

3-PT FG: 76ERS 29-107 (.271), Malone 0-4 (.000), Erving 7-21 (.333), Toney 12-38 (.316), Cheeks 8-20 (.400), B. Jones 0-1 (.000), Richardson 0-4 (.000), Matthews 1-7 (.143), Williams 0-1 (.000), Iavaroni 0-2 (.000), Edwards 0-1 (.000), Threatt 1-8 (.125). OPPONENTS 47-207 (.227).

## 1983-1984 GAME-BY-GAME RESULTS

DATE	W/L	PHI	OPP	TEAM	DATE	W/L	PHI	OPP	TEAM
10/28	W	117	114	Washington	02/08	W	118	107	Houston
10/29	W	124	112	*at Indiana	02/10	L	91	100	Chicago
11/01	W	99	91	Chicago	02/12	W	109	91	at Boston
11/04	L	94	104	Milwaukee	02/15	L	116	119	**at Dallas
11/05	W	119	112	at New Jersey	02/17	W	114	109	New Jersey
11/09	L	116	120	at Detroit	02/19	W	101	97	New York
11/11	W	108	100	Kansas City	02/21	L	116	119	*at New Jersey
11/13	W	124	116	*San Diego	02/23	L	109	116	*at Cleveland
11/16	W	102	97	New York	02/24	L	114	119	Portland
11/17	L	94	99	at Atlanta	02/26	L	99	101	Los Angeles
11/19	W	92	91	Boston	02/29	W	103	97	at Utah
11/22	W	112	108	Detroit	03/01	L	100	112	at Phoenix
11/23	W	113	105	at San Antonio	03/04	W	127	122	at San Diego
11/25	W	115	101	at Houston	03/07	W	113	105	at Los Angeles
11/29	W	98	96	at Indiana	03/09	W	92	84	Seattle
11/30	W	122	110	Atlanta	03/11	W	120	97	Utah
12/03	L	98	103	at Washington	03/13	W	121	106	at Indiana
12/04	W	121	114	*at Boston	03/14	W	92	91	Milwaukee
12/07	W	133	128	Denver	03/16	L	102	105	Atlanta
12/09	L	93	100	New Jersey	03/17	W	131	112	Phoenix
12/11	W	97	87	at Milwaukee	03/22	W	106	101	at Washington
12/14	W	115	93	Milwaukee	03/23	W	100	95	Cleveland
12/16	W	115	105	Cleveland	03/25	W	119	114	**Boston
12/21	W	122	121	San Antonio	03/27	L	78	97	at Atlanta
12/23	W	108	106	at Detroit	03/28	W	109	103	Washington
12/27	W	112	109	at Kansas City	03/30	W	118	110	Dallas
12/29	L	89	101	at Denver	03/31	W	111	104	at Chicago
12/30	L	93	97	*at Seattle	04/03	L	115	118	at Detroit
01/01	W	115	103	at Portland	04/05	L	103	113	at Milwaukee
01/03	L	106	115	at Golden State	04/06	W	112	106	Indiana
01/05	W	103	102	*at Milwaukee	04/08	W	109	108	New York
01/06	W	108	104	New Jersey	04/10	L	102	106	at New Jersey
01/07	L	98	106	at Cleveland	04/11	L	113	126	Detroit
01/09	L	73	111	at New York	04/14	W	103	100	at New York
01/11	W	121	99	Washington	04/15	W	129	115	Chicago
01/13	L	104	105	Boston					
01/14	W	129	103	Golden State					
01/17	W	128	117	Detroit					
01/18	W	109	107	at Cleveland					
01/20	W	109	106	Cleveland					
01/21	L	90	94	at Washington					
01/24	L	102	111	at New York					
01/25	L	98	102	at Boston					
02/01	W	111	103	Indiana					
02/03	L	88	99	Atlanta					
02/04	L	97	102	at Atlanta					
02/07	L	89	104	at Chicago					

\* denotes overtime

\*\* denotes double-overtime



# YEAR BY YEAR RESULTS

## 1984-1985 SEASON STATISTICS

RECORD: 58-24 (.707)

HOME: 34-7

AWAY: 24-17

2ND ATLANTIC DIVISION

PLAYER	G-GS	MIN	FG-FGA	PCT	FT-FTA	PCT	OFF	DEF	TOT	AST	PF-DQ	STL	TO	BLK	PTS	AVG
Malone	79-79	2957	602-1284	.469	737-904	.815	385	646	1031	130	216-0	67	286	123	1941	24.6
Erving	78-78	2535	610-1236	.494	338-442	.765	172	242	414	233	199-0	135	208	109	1561	20.0
Toney	70-65	2237	450-914	.492	306-355	.862	35	142	177	363	211-1	65	224	24	1245	17.8
Barkley	82-60	2347	427-783	.545	293-400	.733	266	437	703	155	301-5	95	209	80	1148	14.0
Cheeks	78-78	2616	422-741	.570	175-199	.879	54	163	217	497	184-0	169	155	24	1025	13.1
Jones	80-8	1633	207-385	.538	186-216	.861	105	192	297	155	183-2	84	118	50	600	7.5
Richardson	74-20	1531	183-404	.453	76-89	.854	60	95	155	157	143-0	37	78	15	443	6.0
Threatt	82-0	1304	188-416	.452	66-90	.733	21	78	99	175	171-2	80	99	16	446	5.4
G. Johnson	55-3	756	107-263	.407	49-56	.875	48	116	164	38	99-0	31	49	16	264	4.8
C. Johnson	58-0	875	117-235	.498	36-49	.735	92	129	221	33	112-0	15	43	44	270	4.7
Wood	38-1	269	50-134	.373	18-26	.692	3	15	18	45	17-0	8	25	0	122	3.2
Williams	46-8	488	58-148	.392	28-47	.596	38	68	106	11	92-1	26	44	26	144	3.1
Iavaroni	12-10	156	12-31	.387	6-6	1.000	11	18	29	6	24-0	4	16	3	30	2.5
Hayes	11-0	101	10-18	.556	2-4	.500	11	23	34	1	19-0	1	2	4	22	2.0
76ERS	82	19805	3443-6992	.492	2316-2883	.803	1301	2364	3665	1999	1971-11	817	1575	534	9261	112.9
OPPONENTS	82	19805	3494-7157	.488	1857-2397	.775	1183	2173	3356	2139	2209-32	753	1534	391	8925	108.8

3-PT FG: 76ERS 59-224 (.263), Malone 0-2 (.000), Erving 3-14 (.214), Toney 39-105 (.371), Barkley 1-6 (.167), Cheeks 6-26 (.231), Jones 0-4 (.000), Richardson 1-3 (.333), Threatt 4-22 (.182), G. Johnson 1-10 (.100), C. Johnson 0-1 (.000), Wood 4-30 (.133), Williams 0-1 (.000), OPPONENTS 80-311 (.257).

## 1984-1985 GAME-BY-GAME RESULTS

DATE	W/L	PHI	OPP	TEAM	DATE	W/L	PHI	OPP	TEAM
10/26	W	111	101	Cleveland	02/04	W	106	92	Atlanta
10/27	W	111	108	at Atlanta	02/06	W	116	111	Washington
10/30	W	118	96	at New Jersey	02/12	W	124	116	at Indiana
11/02	W	107	103	Dallas	02/13	W	131	129	New York
11/07	W	134	113	Indiana	02/15	L	107	112	Cleveland
11/09	L	119	130	at Boston	02/16	W	125	114	at Detroit
11/14	L	133	137	*Detroit	02/18	L	113	120	at Cleveland
11/16	W	101	90	at Detroit	02/20	W	137	116	Golden State
11/17	W	109	100	at Chicago	02/22	W	110	99	Detroit
11/20	L	105	120	Washington	02/24	W	117	108	Utah
11/21	W	112	107	at Indiana	02/26	L	97	116	at Milwaukee
11/23	W	119	117	*at Phoenix	02/28	W	127	119	at Kansas City
11/24	L	110	114	at Denver	03/03	L	90	99	at Houston
11/27	W	93	89	at Washington	03/04	L	103	109	at San Antonio
11/28	W	122	101	Indiana	03/06	W	96	86	Atlanta
11/30	W	126	116	Portland	03/08	W	128	114	Seattle
12/02	W	114	112	New Jersey	03/09	L	129	131	**at New York
12/05	W	112	111	Milwaukee	03/13	W	121	103	L.A. Clippers
12/07	W	122	116	L.A. Lakers	03/15	W	119	110	New York
12/09	W	110	94	New York	03/16	W	127	107	New Jersey
12/11	L	106	110	at New York	03/19	L	89	116	at Cleveland
12/12	W	110	107	Boston	03/20	L	117	118	*Kansas City
12/14	W	115	111	at Milwaukee	03/22	L	112	131	Milwaukee
12/15	W	114	102	at Chicago	03/24	W	124	103	Denver
12/19	W	123	118	San Antonio	03/27	W	115	97	Washington
12/21	L	101	104	Milwaukee	03/29	L	108	112	at Boston
12/22	W	107	93	New Jersey	03/30	W	122	117	at Chicago
12/25	W	109	108	at Detroit	04/02	W	102	91	at Atlanta
12/28	W	114	111	at Utah	04/03	L	110	113	Cleveland
12/29	W	109	95	at Golden State	04/05	W	116	113	Chicago
01/01	W	111	106	at Portland	04/06	L	117	121	at Indiana
01/02	W	118	109	at Seattle	04/09	W	113	104	Boston
01/05	W	110	106	at Milwaukee	04/10	L	100	125	at New Jersey
01/07	W	100	99	Phoenix	04/12	W	111	105	Indiana
01/09	W	126	122	Detroit	04/13	L	106	118	at Washington
01/11	W	115	108	Houston					
01/13	W	115	104	at Washington					
01/15	W	93	82	at New York					
01/16	W	122	99	Atlanta					
01/20	L	97	113	at Boston					
01/22	W	101	100	at Cleveland					
01/25	L	104	109	at L.A. Lakers					
01/26	W	120	113	at L.A. Clippers					
01/28	L	109	111	at Dallas					
01/30	W	122	104	Boston					
02/01	W	121	110	Chicago					
02/02	L	96	101	at New Jersey					

\* denotes overtime

\*\* denotes double-overtime





# YEAR BY YEAR RESULTS

## 1985-1986 SEASON STATISTICS

RECORD: 54-28 (.659)

HOME: 31-10

AWAY: 23-18

2ND ATLANTIC DIVISION

PLAYER	G-GS	MIN	FG-FGA	PCT	FT-FTA	PCT	OFF	DEF	TOT	AST	PF-DQ	STL	TO	BLK	PTS	AVG
Malone	74-74	2706	571-1246	.458	617-784	.787	339	533	872	90	194-0	67	261	71	1759	23.8
Barkley	80-80	2952	595-1041	.572	396-578	.685	354	672	1026	312	333-8	173	350	125	1603	20.0
Erving	74-74	2474	521-1085	.480	289-368	.785	169	201	370	248	196-3	113	214	82	1340	18.1
Cheeks	82-82	3270	490-913	.537	282-335	.842	55	180	235	753	160-0	207	238	27	1266	15.4
McAdoo	29-0	609	116-251	.462	62-81	.765	25	78	103	35	64-0	10	49	18	294	10.1
Threatt	70-27	1754	310-684	.453	75-90	.833	21	100	121	193	157-1	93	102	5	696	9.9
Thompson	23-8	432	70-194	.361	37-43	.860	27	36	63	24	49-1	15	30	17	179	7.8
Catledge	64-7	1092	202-431	.469	90-139	.647	107	165	272	21	127-0	31	69	8	494	7.7
Jones	70-42	1519	189-338	.559	114-145	.786	49	120	169	126	159-0	48	90	50	492	7.0
Wood	29-1	455	57-136	.419	27-34	.794	9	18	27	75	24-0	14	20	0	154	5.3
Green	21-0	232	39-91	.429	14-23	.609	10	25	35	6	27-0	1	18	2	92	4.4
Moss	60-0	852	95-239	.397	54-74	.730	25	65	90	89	106-0	50	61	12	249	4.2
Toney	6-0	84	11-36	.306	3-8	.375	2	3	5	12	8-0	2	7	0	25	4.2
Stokes	31-13	350	56-119	.471	14-21	.667	27	30	57	17	56-0	14	19	11	126	4.1
Johnson	75-2	1069	105-223	.471	51-81	.630	106	149	255	15	129-0	23	38	62	261	3.5
Carter	4-0	36	5-16	.313	5-6	.833	0	1	1	1	8-0	0	1	0	15	3.8
Winters	4-0	17	3-13	.231	0-0	---	1	2	3	0	1-0	1	2	0	6	1.5
Young	2-0	2	0-2	.000	0-0	---	0	0	0	0	0-0	0	0	0	0	0.0
<b>76ERS</b>	<b>82</b>	<b>19905</b>	<b>3435-7058</b>	<b>.487</b>	<b>2130-2810</b>	<b>.758</b>	<b>1326</b>	<b>2378</b>	<b>3704</b>	<b>2017</b>	<b>1798-13</b>	<b>862</b>	<b>1595</b>	<b>490</b>	<b>9051</b>	<b>110.4</b>
<b>OPPONENTS</b>	<b>82</b>	<b>19905</b>	<b>3615-7328</b>	<b>.493</b>	<b>1546-2041</b>	<b>.757</b>	<b>1189</b>	<b>2228</b>	<b>3417</b>	<b>2255</b>	<b>2187-41</b>	<b>802</b>	<b>1520</b>	<b>469</b>	<b>8858</b>	<b>108.0</b>

3-PT FG: 76ERS 51-224 (.228), Malone 0-1 (.000), Barkley 17-75 (.227), Erving 9-32 (.281), Cheeks 4-17 (.235), Threatt 1-24 (.042), Thompson 2-12 (.167), Catledge 0-4 (.000), Jones 0-1 (.000), Wood 13-29 (.448), Moss 5-25 (.200), Toney 0-2 (.000), Stokes 0-1 (.000), Winters 0-1 (.000), OPPONENTS 82-282 (.291).

## 1985-1986 GAME-BY-GAME RESULTS

DATE	W/L	PHI	OPP	TEAM	DATE	W/L	PHI	OPP	TEAM
10/26	W	99	89	at New York	01/24	W	121	114	at Cleveland
10/29	L	117	119	at Milwaukee	01/26	L	103	105	at Boston
10/30	W	132	125	*Detroit	01/28	W	106	99	at Seattle
11/01	L	102	106	at New Jersey	01/29	L	86	107	at Utah
11/02	L	113	114	*at Atlanta	01/31	L	100	134	at L.A. Lakers
11/06	W	105	97	Indiana	02/01	L	121	125	at Golden State
11/08	L	95	107	San Antonio	02/05	W	142	107	New Jersey
11/10	W	105	97	Milwaukee	02/06	W	111	103	at Cleveland
11/13	W	110	106	Chicago	02/12	W	106	98	Chicago
11/16	L	97	118	at Washington	02/13	W	95	92	at New York
11/20	W	117	113	Golden State	02/15	L	133	134	*at Detroit
11/22	L	103	110	at Boston	02/17	L	106	111	Milwaukee
11/23	L	114	119	Detroit	02/19	W	153	133	Portland
11/26	L	91	98	Boston	02/21	W	97	87	Washington
11/27	W	111	100	at New Jersey	02/23	L	111	117	*L.A. Lakers
11/29	W	110	100	at Indiana	02/25	W	122	108	at Chicago
11/30	W	115	95	at New York	02/28	W	123	120	at Dallas
12/03	W	127	107	at Detroit	03/01	W	118	107	at Denver
12/04	W	115	110	*Washington	03/04	L	121	128	at Atlanta
12/06	L	121	123	Denver	03/05	L	114	122	*Atlanta
12/08	L	100	105	Seattle	03/07	L	95	125	at Milwaukee
12/11	W	125	110	Cleveland	03/09	W	120	102	Indiana
12/12	L	102	106	at Chicago	03/11	W	101	91	at Indiana
12/14	L	103	107	at Atlanta	03/12	W	105	95	New York
12/17	W	102	96	at Indiana	03/14	W	109	100	Cleveland
12/18	W	126	108	Houston	03/16	L	101	118	at Boston
12/20	W	112	105	Utah	03/17	W	118	112	*at Cleveland
12/21	W	108	102	Boston	03/19	W	118	112	Chicago
12/26	W	117	108	at L.A. Clippers	03/21	W	112	105	Washington
12/28	W	100	98	at Phoenix	03/22	W	123	115	New Jersey
12/30	W	87	84	at Sacramento	03/24	L	93	100	at Washington
01/01	W	121	119	*at Portland	03/26	W	112	103	Atlanta
01/04	L	100	115	at Houston	03/28	L	94	116	Milwaukee
01/06	W	108	102	at San Antonio	03/30	W	114	113	Dallas
01/08	W	116	114	L.A. Clippers	04/02	W	93	87	New York
01/10	W	113	102	Sacramento	04/04	W	122	102	Cleveland
01/11	W	102	101	at Detroit	04/06	W	95	94	Boston
01/14	W	123	105	at New Jersey	04/08	W	116	112	Detroit
01/15	L	89	123	New Jersey	04/11	W	130	122	Indiana
01/17	W	120	118	*at Chicago	04/13	L	97	98	at Washington
01/20	W	103	93	New York					
01/22	W	118	111	Phoenix					

\* denotes overtime



# YEAR BY YEAR RESULTS

## 1986-1987 SEASON STATISTICS

RECORD: 45-37 (.549)

HOME: 28-13

AWAY: 17-24

2ND ATLANTIC DIVISION

PLAYER	G-GS	MIN	FG-FGA	PCT	FT-FTA	PCT	OFF	DEF	TOT	AST	PF-DQ	STL	TO	BLK	PTS	AVG
Barkley	68-62	2740	557-937	.594	429-564	.761	390	604	994	331	252-5	119	322	104	1564	23.0
Erving	60-60	1918	400-850	.471	191-235	.813	115	149	264	191	137-0	76	158	94	1005	16.8
Cheeks	68-68	2624	415-788	.527	227-292	.777	47	168	215	538	109-0	180	173	15	1061	15.6
Robinson	55-30	1586	338-729	.464	139-184	.755	86	221	307	89	150-1	86	123	30	815	14.8
Hinson	76-58	2489	393-823	.478	273-360	.758	150	338	488	60	281-4	45	149	161	1059	13.9
McCormick	81-79	2817	391-718	.545	251-349	.719	180	431	611	114	270-4	36	153	64	1033	12.8
Toney	52-12	1058	197-437	.451	133-167	.796	16	69	85	188	78-0	18	112	8	549	10.6
Threatt	28-8	668	108-261	.414	42-53	.792	18	39	57	82	76-0	32	47	4	265	9.5
Ruland	5-2	116	19-28	.679	9-12	.750	12	16	28	10	13-0	0	10	4	47	9.4
Wingate	77-9	1612	259-602	.430	149-201	.741	70	86	156	155	169-1	93	128	19	680	8.8
Colter	43-13	849	120-255	.471	49-68	.721	14	52	66	116	61-0	37	38	6	293	6.8
Free	20-2	285	39-123	.317	36-47	.766	5	14	19	30	26-0	5	18	4	116	5.8
Green	19-0	172	25-70	.357	14-19	.737	6	22	28	7	8-0	4	15	2	64	3.4
McNamara	11-1	113	14-30	.467	7-19	.368	17	19	36	2	17-0	1	8	0	35	3.2
Lampley	1-0	16	1-3	.333	1-2	.500	1	4	5	0	0-0	1	1	0	3	3.0
Vranes	58-6	817	59-138	.428	21-45	.467	51	95	146	30	127-0	35	26	25	140	2.4
<b>76ERS</b>	<b>82</b>	<b>19880</b>	<b>3335-6792</b>	<b>.491</b>	<b>1971-2617</b>	<b>.753</b>	<b>1178</b>	<b>2327</b>	<b>3505</b>	<b>1943</b>	<b>1774-15</b>	<b>768</b>	<b>1519</b>	<b>540</b>	<b>8729</b>	<b>106.5</b>
<b>OPPONENTS</b>	<b>82</b>	<b>19880</b>	<b>3537-7204</b>	<b>.491</b>	<b>1552-2049</b>	<b>.757</b>	<b>1214</b>	<b>2202</b>	<b>3416</b>	<b>2202</b>	<b>1982-30</b>	<b>813</b>	<b>1372</b>	<b>446</b>	<b>8745</b>	<b>106.6</b>

3-PT FG: 76ERS 88-340 (.259), Barkley 21-104 (.202), Erving 14-53 (.264), Cheeks 4-17 (.235), Robinson 0-4 (.000), Hinson 0-1 (.000), McCormick 0-4 (.000), Toney 22-67 (.328), Threatt 7-16 (.438), Wingate 13-52 (.250), Colter 4-8 (.500), Free 2-9 (.222), Vranes 1-5 (.200). OPPONENTS 119-416 (.286).

## 1986-1987 GAME-BY-GAME RESULTS

DATE	W/L	PHI	OPP	TEAM	DATE	W/L	PHI	OPP	TEAM
10/31	W	108	104	Indiana	01/30	W	121	112	Chicago
11/02	L	113	122	Atlanta	01/31	L	105	106	at Washington
11/04	L	121	125	**at Indiana	02/03	W	99	94	at Indiana
11/05	W	107	101	Milwaukee	02/04	W	121	95	at New Jersey
11/07	W	114	97	San Antonio	02/10	L	99	104	at Chicago
11/09	W	125	119	at Portland	02/11	L	113	123	*Detroit
11/11	W	121	114	at Seattle	02/14	L	107	125	at Detroit
11/13	L	104	112	at Golden State	02/16	W	111	101	at New York
11/14	L	97	127	at Phoenix	02/18	W	114	103	Golden State
11/16	W	103	90	at L.A. Clippers	02/20	W	123	91	Sacramento
11/19	W	98	94	New York	02/22	L	110	112	*L.A. Lakers
11/21	L	110	120	Detroit	02/23	L	103	112	at Atlanta
11/23	W	114	104	Houston	02/26	L	94	96	at San Antonio
11/25	W	102	100	Boston	02/27	L	110	123	at Dallas
11/28	W	116	112	Portland	03/01	W	102	97	at Houston
12/03	W	115	110	*Milwaukee	03/04	L	99	102	New York
12/05	L	106	108	at Boston	03/06	W	123	113	Washington
12/06	W	105	100	New Jersey	03/07	L	102	114	New Jersey
12/10	W	122	112	Indiana	03/10	W	100	91	at Cleveland
12/12	L	90	123	at New Jersey	03/11	W	117	108	Chicago
12/13	L	120	123	at Cleveland	03/14	L	95	98	at Detroit
12/16	L	91	103	at Milwaukee	03/18	W	109	107	Atlanta
12/17	L	107	110	Cleveland	03/20	W	116	106	Denver
12/19	W	122	100	Boston	03/21	W	105	102	at Milwaukee
12/20	L	88	98	Detroit	03/23	L	100	103	Dallas
12/22	L	111	114	Utah	03/24	L	91	93	at Chicago
12/25	L	97	102	Washington	03/27	W	110	99	New Jersey
12/27	W	99	95	at Sacramento	03/29	L	100	118	at Boston
12/28	L	85	111	at L.A. Lakers	03/31	W	116	105	at Cleveland
12/30	W	111	108	at Denver	04/01	W	108	99	Cleveland
01/02	W	104	99	at Utah	04/03	L	109	113	at New Jersey
01/05	W	108	102	L.A. Clippers	04/05	W	106	104	*Boston
01/07	W	109	102	at Atlanta	04/06	L	101	108	at New York
01/09	L	84	94	New York	04/08	L	92	110	at Atlanta
01/10	L	111	117	at Washington	04/10	W	98	96	*Chicago
01/13	W	101	94	at Indiana	04/13	W	113	105	Washington
01/14	W	96	93	Atlanta	04/15	L	95	128	at Milwaukee
01/17	L	89	105	at Chicago	04/17	L	111	115	Indiana
01/19	W	107	104	Phoenix	04/19	W	108	102	at Washington
01/21	W	129	123	*Seattle					
01/25	L	96	111	at Boston					
01/27	W	108	103	at New York					
01/28	W	109	107	Cleveland					

\* denotes overtime

\*\* denotes double-overtime





# YEAR BY YEAR RESULTS

## 1987-1988 SEASON STATISTICS

RECORD: 36-46 (.439)

HOME: 27-14

AWAY: 9-32

4TH ATLANTIC DIVISION

PLAYER	G-GS	MIN	FG-FGA	PCT	FT-FTA	PCT	OFF	DEF	TOT	AST	PF-DQ	STL	TO	BLK	PTS	AVG
Barkley	80-80	3170	753-1283	.587	714-951	.751	385	566	951	254	278-6	100	304	103	2264	28.3
Robinson	62-51	2110	483-1041	.464	210-293	.717	116	289	405	131	192-4	79	161	39	1178	19.0
Gminski	47-47	1767	290-652	.445	212-226	.938	163	331	494	84	98-0	36	94	85	792	16.9
Cheeks	79-79	2871	428-865	.495	227-275	.825	59	194	253	635	116-0	167	160	22	1086	13.7
Hinson	29-10	845	123-272	.452	89-124	.718	53	116	169	27	90-3	24	63	68	335	11.6
Wingate	61-22	1419	218-545	.400	99-132	.750	44	57	101	119	125-0	47	104	22	545	8.9
Coleman	43-14	841	110-213	.516	76-101	.752	58	119	177	23	120-1	15	55	25	296	6.9
G. Henderson	69-3	1436	189-439	.431	136-168	.810	26	71	97	218	173-0	67	125	5	581	8.4
McCormick	23-17	601	71-138	.514	37-53	.698	49	95	144	26	75-1	14	35	8	179	7.8
Toney	29-15	522	72-171	.421	58-72	.806	8	39	47	108	35-0	11	50	6	211	7.3
King	72-44	1593	211-540	.391	78-103	.757	71	145	216	109	219-4	39	93	18	517	7.2
D. Henderson	22-1	351	47-116	.405	32-47	.681	11	24	35	34	41-0	12	40	5	126	5.7
Welp	10-0	132	18-31	.581	12-18	.667	11	13	24	5	25-0	5	9	5	48	4.8
Askew	14-2	234	22-74	.297	8-11	.727	6	16	22	33	12-0	10	12	6	52	3.7
McNamara	42-18	581	52-133	.391	48-66	.727	66	91	157	18	67-0	4	26	12	152	3.6
Thornton	41-2	508	59-111	.532	29-47	.617	41	58	99	11	80-1	9	27	3	147	3.6
Colter	12-0	152	15-40	.375	7-9	.778	7	11	18	26	20-0	6	11	0	37	3.1
Vranes	57-5	772	53-121	.438	15-35	.429	45	72	117	36	100-0	27	25	33	121	2.1
<b>76ERS</b>	<b>82</b>	<b>19905</b>	<b>3214-6785</b>	<b>.474</b>	<b>2087-2731</b>	<b>.764</b>	<b>1219</b>	<b>2307</b>	<b>3526</b>	<b>1897</b>	<b>1866-20</b>	<b>672</b>	<b>1430</b>	<b>465</b>	<b>8667</b>	<b>105.7</b>
<b>OPPONENTS</b>	<b>82</b>	<b>19905</b>	<b>3501-7063</b>	<b>.496</b>	<b>1640-2163</b>	<b>.758</b>	<b>1109</b>	<b>2225</b>	<b>3334</b>	<b>2217</b>	<b>2118-25</b>	<b>718</b>	<b>1280</b>	<b>441</b>	<b>8785</b>	<b>107.1</b>

3-PT FG: 76ERS 152-471 (.323), Barkley 44-157 (.280), Robinson 2-9 (.222), Cheeks 3-22 (.136), Hinson 0-1 (.000), Wingate 10-40 (.250), Coleman 0-1 (.000), G. Henderson 67-159 (.421), Toney 9-27 (.333), King 17-49 (.347), D. Henderson 0-1 (.000), Thornton 0-2 (.000), Vranes 0-3 (.000). OPPONENTS 143-423 (.338).

## 1987-1988 GAME-BY-GAME RESULTS

DATE	W/L	PHI	OPP	TEAM	DATE	W/L	PHI	OPP	TEAM
11/06	W	108	95	Indiana	02/04	L	95	109	at Indiana
11/07	L	94	104	at Chicago	02/09	L	110	112	at Atlanta
11/13	L	94	113	Detroit	02/11	W	119	113	*Milwaukee
11/14	L	83	104	at Atlanta	02/14	L	105	109	at New Jersey
11/18	W	113	109	at Detroit	02/15	L	95	102	at Detroit
11/20	W	116	85	Boston	02/17	L	107	115	Cleveland
11/21	L	88	101	at Cleveland	02/19	W	115	100	New Jersey
11/24	W	108	104	Cleveland	02/21	L	115	120	*at Milwaukee
11/27	L	103	109	at Golden State	02/22	L	106	119	at Houston
11/28	L	114	115	*at Sacramento	02/24	L	121	123	*at San Antonio
11/30	W	106	100	at Utah	02/26	L	104	120	at Denver
12/02	L	85	88	at L.A. Clippers	02/27	L	91	100	at Dallas
12/04	W	118	105	Seattle	02/29	W	102	101	Chicago
12/08	W	109	96	at Chicago	03/03	L	93	97	at Chicago
12/09	W	94	86	Portland	03/04	L	108	110	*at New York
12/12	L	121	131	Denver	03/06	W	105	100	at Indiana
12/16	W	114	102	San Antonio	03/07	L	104	110	L.A. Lakers
12/17	W	106	96	at New York	03/11	W	124	118	Sacramento
12/19	W	95	90	Dallas	03/13	W	104	96	Washington
12/20	L	87	124	at Boston	03/15	L	90	104	at Atlanta
12/22	L	115	118	Boston	03/16	W	115	108	New York
12/23	W	110	106	at New Jersey	03/18	W	129	109	Indiana
12/25	L	100	106	Atlanta	03/19	W	94	89	at Washington
12/28	L	101	117	at Phoenix	03/22	L	90	102	at New Jersey
12/29	L	115	131	at L.A. Lakers	03/23	L	102	118	Chicago
01/01	L	125	127	at Portland	03/25	W	97	93	at Boston
01/02	L	114	116	at Seattle	03/28	W	108	98	Houston
01/04	W	122	114	Phoenix	03/30	W	134	109	Milwaukee
01/06	W	116	93	Utah	04/01	L	93	105	Atlanta
01/08	W	117	103	L.A. Clippers	04/05	L	119	136	New York
01/09	W	126	110	Cleveland	04/08	L	86	96	Detroit
01/12	L	103	106	at Milwaukee	04/10	L	108	117	Boston
01/13	W	104	95	New Jersey	04/11	W	115	102	at Milwaukee
01/15	W	119	104	New York	04/13	W	98	97	*Washington
01/16	L	96	110	at New York	04/15	L	101	103	*Atlanta
01/20	L	98	110	Washington	04/16	L	92	126	at Indiana
01/24	L	99	131	at Washington	04/19	W	115	102	Milwaukee
01/25	L	117	118	*at Washington	04/21	W	104	101	New Jersey
01/27	L	109	119	*Chicago	04/23	L	99	104	at Cleveland
01/29	W	94	89	Indiana	04/24	L	118	128	at Detroit
01/31	L	85	100	at Boston					
02/03	W	96	84	Golden State					

\* denotes overtime



# YEAR BY YEAR RESULTS

## 1988-1989 SEASON STATISTICS

RECORD: 46-36 (.561)

HOME: 30-11

AWAY: 16-25

2ND ATLANTIC DIVISION

PLAYER	G-GS	MIN	FG-FGA	PCT	FT-FTA	PCT	OFF	DEF	TOT	AST	PF-DQ	STL	TO	BLK	PTS	AVG
Barkley	79-79	3088	700-1208	.579	602-799	.753	403	583	986	325	262-3	126	254	67	2037	25.8
Gminski	82-82	2739	556-1166	.477	297-341	.871	213	556	769	138	142-0	46	129	106	1409	17.2
Anderson	82-12	2618	566-1152	.491	196-229	.856	167	239	406	139	166-1	71	126	23	1330	16.2
Robinson	14-13	416	90-187	.481	32-44	.727	19	56	75	32	37-0	17	34	2	212	15.1
Hawkins	79-79	2577	442-971	.455	241-290	.831	51	174	225	239	184-0	120	158	37	1196	15.1
Cheeks	71-70	2298	336-696	.483	151-195	.774	39	144	183	554	114-0	105	116	17	824	11.6
Smith	36-18	695	105-220	.477	65-93	.699	31	55	86	68	100-3	24	44	15	279	7.8
Henderson	65-0	986	144-348	.414	104-127	.819	17	51	68	140	121-1	42	73	3	425	6.5
Brooks	82-6	1372	156-371	.420	61-69	.884	19	75	94	306	116-0	69	65	3	428	5.2
Coleman	58-11	703	117-241	.485	61-77	.792	49	128	177	17	120-0	10	48	18	295	5.1
Jones	42-34	577	81-179	.453	50-67	.746	24	71	95	33	50-0	16	39	13	212	5.0
Wingate	33-6	372	54-115	.470	27-34	.794	12	25	37	73	43-0	9	35	2	137	4.2
Myers	4-0	40	6-12	.500	2-4	.500	3	7	10	2	3-0	3	4	0	14	3.5
Welp	72-0	843	99-222	.446	48-73	.658	59	134	193	29	176-0	23	42	41	246	3.4
Thornton	54-0	449	47-111	.423	32-60	.533	36	56	92	15	87-0	8	23	7	127	2.4
Rowinski	3-0	7	1-2	.500	1-2	.500	1	2	3	0	0-0	0	0	0	3	1.0
<b>76ERS</b>	<b>82</b>	<b>19780</b>	<b>3500-7201</b>	<b>.486</b>	<b>1970-2504</b>	<b>.787</b>	<b>1143</b>	<b>2356</b>	<b>3499</b>	<b>2110</b>	<b>1721-8</b>	<b>689</b>	<b>1214</b>	<b>354</b>	<b>9174</b>	<b>111.9</b>
<b>OPPONENTS</b>	<b>82</b>	<b>19780</b>	<b>3658-7296</b>	<b>.501</b>	<b>1565-2023</b>	<b>.774</b>	<b>1149</b>	<b>2412</b>	<b>3561</b>	<b>2281</b>	<b>1984-26</b>	<b>640</b>	<b>1269</b>	<b>445</b>	<b>9051</b>	<b>110.4</b>

3-PT FG: 76ERS 204-646 (.316), Barkley 35-162 (.216), Gminski 0-6 (.000), Anderson 2-11 (.182), Robinson 0-1 (.000), Hawkins 71-166 (.428), Cheeks 1-13 (.077), Smith 4-16 (.250), Henderson 33-107 (.308), Brooks 55-153 (.359), Jones 0-1 (.000), Wingate 2-6 (.333), Welp 0-1 (.000), Thornton 1-3 (.333). OPPONENTS 170-495 (.343).

## 1988-1989 GAME-BY-GAME RESULTS

DATE	W/L	PHI	OPP	TEAM	DATE	W/L	PHI	OPP	TEAM
11/04	W	129	110	L.A. Clippers	01/31	L	103	118	at Cleveland
11/05	W	129	115	Boston	02/01	W	114	110	*Washington
11/08	L	109	116	Detroit	02/03	L	106	124	Detroit
11/09	L	103	114	at Milwaukee	02/08	W	109	102	Seattle
11/11	W	107	105	Atlanta	02/14	W	113	108	at Indiana
11/15	L	107	120	at Chicago	02/15	W	113	98	Indiana
11/16	W	123	110	Chicago	02/17	L	127	129	*New Jersey
11/18	W	137	135	New York	02/18	L	100	118	at Cleveland
11/19	L	122	141	at New York	02/22	W	139	108	at Miami
11/22	W	130	103	at Washington	02/24	L	95	120	at Phoenix
11/23	W	104	91	Cleveland	02/26	L	115	122	at Denver
11/25	W	123	116	Charlotte	02/28	W	123	105	at L.A. Clippers
11/26	W	122	114	Indiana	03/01	W	114	111	at Sacramento
11/28	L	104	109	L.A. Lakers	03/03	L	121	129	at Portland
11/30	W	114	106	Portland	03/04	L	104	118	at Seattle
12/01	L	107	109	at Charlotte	03/06	L	106	110	Phoenix
12/03	W	107	100	at Indiana	03/07	W	90	88	at Chicago
12/07	W	134	109	Denver	03/09	W	106	96	Sacramento
12/09	L	107	121	at Boston	03/11	L	106	111	Detroit
12/10	L	100	106	at Detroit	03/15	W	100	96	New Jersey
12/13	L	91	109	Milwaukee	03/16	W	121	112	at New York
12/14	L	96	103	at Atlanta	03/18	L	114	123	at Washington
12/16	W	114	106	at New Jersey	03/20	L	109	129	New York
12/17	W	119	107	Utah	03/22	W	100	97	Cleveland
12/20	L	102	108	Dallas	03/24	W	135	122	San Antonio
12/25	W	125	110	Washington	03/26	L	103	105	at Boston
12/27	L	112	119	at Golden State	03/28	W	117	115	*Boston
12/28	L	123	128	at L.A. Lakers	03/31	W	114	93	Miami
12/30	L	95	102	at Utah	04/02	W	108	99	Houston
01/05	L	104	119	at San Antonio	04/04	W	124	113	at New York
01/07	W	96	95	at Houston	04/05	L	93	135	at Atlanta
01/09	W	121	103	at Dallas	04/07	W	118	108	at Charlotte
01/11	W	103	94	New Jersey	04/08	L	103	113	at Milwaukee
01/13	W	114	101	Atlanta	04/11	L	90	92	at Cleveland
01/15	W	116	109	at Charlotte	04/14	L	115	119	Charlotte
01/16	L	122	127	*Charlotte	04/16	W	115	112	New York
01/18	W	115	104	Boston	04/18	W	124	102	Milwaukee
01/20	L	109	117	at Boston	04/20	W	105	92	at New Jersey
01/21	L	105	107	at Washington	04/21	L	91	100	at Detroit
01/25	W	120	108	Chicago	04/23	W	115	106	Washington
01/27	W	113	112	Golden State					
01/28	W	123	105	at New Jersey					

\* denotes overtime





# YEAR BY YEAR RESULTS

## 1989-1990 SEASON STATISTICS

**RECORD: 53-29 (.646)****HOME: 34-7****AWAY: 19-22****1ST ATLANTIC DIVISION**

PLAYER	G-GS	MIN	FG-FGA	PCT	FT-FTA	PCT	OFF	DEF	TOT	AST	PF-DQ	STL	TO	BLK	PTS	AVG
Barkley	79-79	3085	706-1177	.600	557-744	.749	361	548	909	307	250-2	148	243	50	1989	25.2
Hawkins	82-82	2856	522-1136	.460	387-436	.888	85	219	304	261	217-2	130	185	28	1515	18.5
Dawkins	81-81	2865	465-950	.489	210-244	.861	48	199	247	601	159-1	121	214	9	1162	14.3
Gminski	81-81	2659	458-1002	.457	193-235	.821	196	491	687	128	136-0	43	98	102	1112	13.7
Anderson	78-3	2089	379-841	.451	165-197	.838	81	214	295	143	143-0	72	78	13	926	11.9
Mahorn	75-66	2271	313-630	.497	183-256	.715	167	401	568	98	251-2	44	104	103	811	10.8
Smith	75-7	1405	261-514	.508	130-186	.699	62	110	172	109	198-2	35	85	20	668	8.9
Vincent	17-5	259	45-105	.429	33-37	.892	13	23	36	8	23-0	10	14	2	124	7.3
Brooks	72-1	975	119-276	.431	50-57	.877	15	49	64	207	105-0	47	38	0	319	4.4
Payne	35-4	216	47-108	.435	16-18	.889	11	15	26	10	37-0	7	20	6	114	3.3
Copeland	23-0	110	31-68	.456	11-14	.786	4	6	10	9	12-0	1	19	1	74	3.2
Nimphius	38-1	314	38-91	.418	14-30	.467	22	39	61	6	45-0	4	12	18	90	2.4
Thornton	56-0	592	48-112	.429	26-51	.510	45	88	133	17	105-1	20	35	12	123	2.2
Gaines	9-0	81	4-12	.333	1-4	.250	1	4	5	26	11-0	4	10	0	10	1.1
Lloyd	2-0	10	1-2	.500	0-0	---	0	0	0	0	3-0	0	4	0	2	1.0
Shouse	3-0	18	0-4	.000	0-0	---	0	0	0	2	2-0	1	2	1	0	0.0
<b>76ERS</b>	<b>82</b>	<b>19805</b>	<b>3437-7028</b>	<b>.489</b>	<b>1976-2509</b>	<b>.788</b>	<b>1111</b>	<b>2406</b>	<b>3517</b>	<b>1932</b>	<b>1697-10</b>	<b>687</b>	<b>1209</b>	<b>365</b>	<b>9039</b>	<b>110.2</b>
<b>OPPONENTS</b>	<b>82</b>	<b>19805</b>	<b>3417-7117</b>	<b>.480</b>	<b>1584-2054</b>	<b>.771</b>	<b>1113</b>	<b>2356</b>	<b>3469</b>	<b>2155</b>	<b>1945-16</b>	<b>636</b>	<b>1234</b>	<b>380</b>	<b>8630</b>	<b>105.2</b>

3-PT FG: 76ERS 189-543 (.348), Barkley 20-92 (.217), Hawkins 84-200 (.420), Dawkins 22-66 (.333), Gminski 3-17 (.176), Anderson 3-21 (.143), Mahorn 2-9 (.222), Smith 16-36 (.444), Vincent 1-1 (.000), Brooks 31-79 (.392), Payne 4-10 (.400), Copeland 1-5 (.200), Nimphius 0-1 (.000), Thornton 1-3 (.333), Gaines 1-2 (.500), Shouse 0-1 (.000). OPPONENTS 212-573 (.370).

## 1989-1990 GAME-BY-GAME RESULTS

DATE	W/L	PHI	OPP	TEAM	DATE	W/L	PHI	OPP	TEAM
11/04	L	96	102	Milwaukee	01/31	W	112	108	at Indiana
11/08	W	115	91	Miami	02/02	W	119	109	Milwaukee
11/10	L	118	125	*at Minnesota	02/04	W	105	102	at Milwaukee
11/11	W	104	96	at Milwaukee	02/05	W	114	89	Utah
11/14	L	94	96	at Boston	02/07	L	112	113	Golden State
11/15	W	109	96	Charlotte	02/08	L	99	101	at Orlando
11/17	W	108	101	San Antonio	02/14	W	122	112	New Jersey
11/18	L	103	116	at Orlando	02/16	W	100	96	*Seattle
11/22	W	113	103	at Miami	02/18	W	110	109	at Portland
11/24	W	121	108	Washington	02/19	L	102	115	at Utah
11/25	W	111	103	at Indiana	02/21	W	96	95	at Golden State
11/29	W	114	84	Cleveland	02/23	L	116	122	at L.A. Lakers
12/01	L	90	107	at Washington	02/24	L	99	126	at Phoenix
12/02	L	92	100	at Atlanta	02/26	W	129	110	Orlando
12/05	L	103	110	at New York	03/01	W	105	100	at New York
12/06	W	121	98	Miami	03/02	L	112	115	*at Detroit
12/08	W	107	101	Detroit	03/05	W	128	105	L.A. Clippers
12/09	L	105	125	at Chicago	03/07	W	110	93	New York
12/12	L	82	97	at New Jersey	03/09	L	100	104	Portland
12/13	W	112	103	Atlanta	03/11	L	105	107	at Boston
12/15	L	88	95	Dallas	03/13	L	102	119	at Cleveland
12/20	W	118	111	Washington	03/14	W	116	110	L.A. Lakers
12/22	W	89	88	at Boston	03/16	W	119	110	New Jersey
12/23	W	131	104	Chicago	03/17	L	109	114	at Chicago
12/26	L	111	114	at Denver	03/19	W	108	94	at New Jersey
12/27	L	106	110	at Seattle	03/21	W	118	97	Miami
12/29	L	95	105	at Sacramento	03/23	W	115	99	Sacramento
12/30	W	100	95	at L.A. Clippers	03/24	W	114	112	*at Washington
01/03	L	94	103	at San Antonio	03/28	W	122	104	Boston
01/05	W	104	79	at Dallas	03/30	W	149	131	Denver
01/06	L	119	124	*at Houston	04/01	W	141	112	Phoenix
01/08	W	120	116	Indiana	04/03	W	133	112	Houston
01/10	W	113	111	New York	04/06	L	104	114	at New York
01/12	L	102	113	Cleveland	04/07	W	112	108	at Atlanta
01/13	W	120	101	at Washington	04/10	L	111	123	Atlanta
01/17	W	112	108	Detroit	04/12	W	110	77	Minnesota
01/19	W	102	95	at Miami	04/14	W	109	102	at Charlotte
01/20	W	108	98	New Jersey	04/18	W	124	113	Indiana
01/23	W	103	88	at Cleveland	04/19	W	107	97	at Detroit
01/24	W	125	103	Orlando	04/22	L	98	118	Boston
01/26	W	120	109	Chicago					
01/27	W	125	101	Washington					

\* denotes overtime





# YEAR BY YEAR RESULTS

## 1990-1991 SEASON STATISTICS

**RECORD: 44-38 (.537)****HOME: 29-12****AWAY: 15-26****2ND ATLANTIC DIVISION**

PLAYER	G-GS	MIN	FG-FGA	PCT	FT-FTA	PCT	OFF	DEF	TOT	AST	PF-DQ	STL	TO	BLK	PTS	AVG
Barkley	67-67	2498	665-1167	.570	475-658	.722	258	422	680	284	173-2	110	210	33	1849	27.6
Hawkins	80-80	3110	590-1251	.472	479-550	.871	48	262	310	299	182-0	178	213	39	1767	22.1
Gilliam	50-50	1695	292-621	.470	164-201	.816	134	230	364	78	120-1	35	110	32	748	15.0
Dawkins	4-4	124	26-41	.634	10-11	.909	0	16	16	28	4-0	3	8	0	63	15.8
Anderson	82-13	2340	512-1055	.485	165-198	.833	103	264	367	115	163-1	65	100	13	1198	14.6
Green	79-75	2248	334-722	.463	117-141	.830	33	104	137	413	130-0	57	108	6	793	10.0
Gminski	30-29	791	109-284	.384	53-63	.841	71	130	201	33	41-0	16	31	34	272	9.1
Mahorn	80-74	2439	261-559	.467	189-240	.788	151	470	621	118	276-6	79	127	56	711	8.9
Turner	70-1	1407	168-383	.439	64-87	.736	36	116	152	311	124-0	63	95	0	412	5.9
Oliver	73-4	800	111-272	.408	52-71	.732	18	62	80	88	76-0	34	50	4	279	3.8
Payne	47-6	444	68-189	.360	26-29	.897	17	49	66	16	43-0	10	21	6	166	3.5
Williams	52-1	508	72-161	.447	37-56	.661	41	70	111	16	92-1	9	40	6	182	3.5
Farmer	2-0	13	2-7	.286	2-2	1.000	2	3	5	0	0-0	0	1	0	6	3.0
Hoppen	11-0	43	6-12	.500	8-12	.667	4	5	9	0	11-0	1	1	0	20	18.0
Elie	3-0	20	2-7	.286	1-2	.500	0	1	1	1	2-0	0	3	0	6	2.0
Bol	82-6	1522	65-164	.396	24-41	.585	66	284	350	20	184-0	16	63	247	155	1.9
Harris	6-0	41	4-16	.250	2-4	.500	0	1	1	0	5-0	1	3	0	10	1.7
Reid	3-0	37	2-14	.143	0-0	---	2	7	9	4	3-0	1	3	3	4	1.3
<b>76ERS</b>	<b>82</b>	<b>20080</b>	<b>3289-6925</b>	<b>.475</b>	<b>1868-2366</b>	<b>.790</b>	<b>984</b>	<b>2496</b>	<b>3480</b>	<b>1824</b>	<b>1629-11</b>	<b>678</b>	<b>1230</b>	<b>479</b>	<b>8641</b>	<b>105.4</b>
<b>OPPONENTS</b>	<b>82</b>	<b>20080</b>	<b>3536-7432</b>	<b>.476</b>	<b>1388-1794</b>	<b>.774</b>	<b>1156</b>	<b>2519</b>	<b>3675</b>	<b>2220</b>	<b>1862-23</b>	<b>691</b>	<b>1177</b>	<b>391</b>	<b>8656</b>	<b>105.6</b>

3-PT FG: 76ERS 195-618 (.316), Barkley 44-155 (.284), Hawkins 108-270 (.400), Gilliam 0-2 (.000), Dawkins 1-4 (.250), Anderson 9-43 (.209), Green 8-36 (.222), Gminski 1-8 (.125), Mahorn 0-9 (.000), Turner 12-33 (.364), Oliver 5-18 (.278), Payne 4-18 (.222), Williams 1-2 (.500), Farmer 0-1 (.000), Hoppen 0-1 (.000), Elie 1-2 (.500), Bol 1-4 (.071), Harris 0-2 (.000). OPPONENTS 196-660 (.297).

## 1990-1991 GAME-BY-GAME RESULTS

DATE	W/L	PHI	OPP	TEAM	DATE	W/L	PHI	OPP	TEAM
11/02	W	124	116	at Chicago	02/03	L	102	110	**at Minnesota
11/03	W	112	110	*New Jersey	02/05	L	98	107	at Detroit
11/07	L	101	104	Dallas	02/06	W	108	100	Washington
11/08	L	111	141	at Milwaukee	02/12	L	106	121	at Portland
11/10	L	88	104	at Cleveland	02/14	L	81	98	at Sacramento
11/13	W	108	100	at Indiana	02/16	L	124	133	at Golden State
11/14	W	112	104	Atlanta	02/17	W	114	104	at L.A. Clippers
11/16	W	115	102	*Washington	02/19	W	107	104	*Seattle
11/17	L	79	106	at New York	02/22	W	103	96	at Miami
11/19	W	109	101	Charlotte	02/23	W	103	90	at New Jersey
11/21	W	101	99	Sacramento	02/25	W	92	90	L.A. Lakers
11/23	W	111	105	Cleveland	02/27	W	107	103	Atlanta
11/24	W	124	121	at Atlanta	03/01	W	121	111	Portland
11/27	L	92	98	at New Jersey	03/03	L	92	95	Utah
11/28	W	116	106	Indiana	03/05	L	99	104	at San Antonio
11/30	L	94	96	at Detroit	03/06	W	97	92	at Dallas
12/01	W	116	110	Boston	03/09	L	80	97	at Houston
12/04	W	109	108	*Milwaukee	03/12	W	133	129	**at Atlanta
12/07	W	135	126	Denver	03/13	L	94	102	New York
12/11	W	119	114	at Orlando	03/15	W	105	103	*Miami
12/12	L	100	108	Houston	03/17	L	105	110	at Boston
12/14	W	95	92	Miami	03/18	W	99	91	Orlando
12/18	W	110	99	L.A. Clippers	03/20	W	107	103	Detroit
12/19	L	105	115	at Boston	03/22	W	95	90	Chicago
12/21	W	126	102	at Miami	03/23	L	99	102	at Washington
12/22	W	106	99	Detroit	03/26	L	95	98	*at New Jersey
12/26	W	106	105	*at Washington	03/28	L	90	94	at Charlotte
12/28	L	96	115	at Phoenix	03/29	W	124	107	Charlotte
12/30	L	107	115	at L.A. Lakers	03/31	W	110	101	Cleveland
01/02	L	99	127	at Seattle	04/02	L	104	121	Milwaukee
01/04	L	99	102	at Utah	04/03	W	107	104	at Indiana
01/05	W	120	104	at Denver	04/07	W	114	111	*at Chicago
01/07	L	102	111	*San Antonio	04/10	W	100	84	New York
01/09	L	99	107	Chicago	04/12	L	85	95	Washington
01/11	W	120	105	at Milwaukee	04/14	L	88	96	Minnesota
01/12	W	109	99	New Jersey	04/16	L	99	108	*at New York
01/18	L	138	141	*Golden State	04/18	W	122	97	Boston
01/19	L	97	112	New York	04/19	L	100	114	at Miami
01/21	L	116	117	*at New York	04/21	L	110	123	at Cleveland
01/23	L	109	110	Indiana					
01/25	W	116	94	Boston					
01/26	L	75	79	at Charlotte					
02/01	W	96	89	Phoenix					

\* denotes overtime

\*\* denotes double-overtime





# YEAR BY YEAR RESULTS

## 1991-1992 SEASON STATISTICS

RECORD: 35-47 (.427)

HOME: 23-18

AWAY: 12-29

5TH ATLANTIC DIVISION

PLAYER	G-GS	MIN	FG-FGA	PCT	FT-FTA	PCT	OFF	DEF	TOT	AST	PF-DQ	STL	TO	BLK	PTS	AVG
Barkley	75-75	2881	622-1126	.552	454-653	.695	271	559	830	308	196-2	136	235	44	1730	23.1
Hawkins	81-81	3013	521-1127	.462	403-461	.874	53	218	271	248	174-0	157	189	43	1536	19.0
Gilliam	81-81	2771	512-1001	.511	343-425	.807	234	426	660	118	176-1	51	166	85	1367	16.9
Anderson	82-11	2432	469-1008	.465	143-163	.877	96	182	278	135	128-0	86	109	11	1123	13.7
Dawkins	82-82	2815	394-902	.437	164-186	.882	42	185	227	567	158-0	89	183	5	988	12.0
Shackleford	72-62	1399	205-422	.486	63-95	.663	145	270	415	46	205-3	38	62	51	473	6.6
Wiggins	49-0	569	88-229	.384	35-51	.686	43	51	94	22	67-0	20	25	1	211	4.3
Mayes	21-0	215	28-94	.298	20-30	.667	3	12	15	32	32-0	14	28	1	90	4.3
Williams	50-8	646	75-206	.364	56-88	.636	62	83	145	12	110-1	20	44	20	206	4.1
Ruland	13-5	209	20-38	.526	11-16	.688	16	31	47	5	45-0	7	20	4	51	3.9
Grant	55-0	834	99-217	.456	19-22	.864	13	52	65	199	73-0	37	41	2	224	4.1
Payne	49-3	353	65-145	.448	9-13	.692	13	41	54	17	34-0	16	19	8	144	2.9
Oliver	34-0	279	33-100	.330	15-22	.682	10	20	30	20	33-0	10	24	2	81	2.4
Ansley	8-0	32	5-11	.455	5-6	.833	2	2	4	2	6-0	0	3	0	15	1.9
Bol	71-2	1267	49-128	.383	12-26	.462	54	168	222	22	139-1	11	41	205	110	1.5
Hoppen	11-0	40	2-7	.286	5-10	.500	1	9	10	2	6-0	0	3	0	9	0.8
<b>76ERS</b>	<b>82</b>	<b>19755</b>	<b>3187-6761</b>	<b>.471</b>	<b>1757-2267</b>	<b>.775</b>	<b>1058</b>	<b>2309</b>	<b>3367</b>	<b>1755</b>	<b>1582-8</b>	<b>692</b>	<b>1238</b>	<b>482</b>	<b>8358</b>	<b>101.9</b>
<b>OPPONENTS</b>	<b>82</b>	<b>19755</b>	<b>3449-7145</b>	<b>.483</b>	<b>1375-1772</b>	<b>.776</b>	<b>1171</b>	<b>2365</b>	<b>3536</b>	<b>2226</b>	<b>1766-11</b>	<b>686</b>	<b>1184</b>	<b>454</b>	<b>8462</b>	<b>103.2</b>

3-PT FG: 76ERS 227-680 (.334), Barkley 32-137 (.234), Hawkins 91-229 (.397), Gilliam 0-2 (.000), Anderson 42-127 (.331), Dawkins 36-101 (.356), Shackleford 0-1 (.000), Wiggins 0-1 (.000), Mayes 14-39 (.359), Grant 7-18 (.389), Payne 5-12 (.417), Oliver 0-4 (.000), Bol 0-9 (.000). OPPONENTS 189-615 (.307).

## 1991-1992 GAME-BY-GAME RESULTS

DATE	W/L	PHI	OPP	TEAM	DATE	W/L	PHI	OPP	TEAM
11/01	L	90	110	at Chicago	01/28	L	109	110	at Atlanta
11/02	L	115	122	Orlando	01/29	L	90	115	Indiana
11/05	W	107	106	at Washington	01/31	W	112	88	Orlando
11/06	W	107	105	New Jersey	02/01	W	126	110	Boston
11/08	W	126	116	Golden State	02/05	L	108	110	*Cleveland
11/11	W	102	99	Milwaukee	02/11	W	114	102	at Miami
11/13	W	121	100	at Orlando	02/12	L	87	102	New Jersey
11/15	L	97	122	at Boston	02/14	L	99	107	at New Jersey
11/16	W	89	86	at Detroit	02/16	L	83	90	Detroit
11/20	W	114	107	Miami	02/18	W	94	90	at Dallas
11/22	L	92	99	Atlanta	02/20	L	101	110	at Houston
11/23	L	92	100	at New York	02/21	L	90	100	at San Antonio
11/26	L	91	95	Cleveland	02/24	W	108	96	Sacramento
11/27	L	97	107	at Cleveland	02/26	L	89	95	at Orlando
11/29	L	92	95	at Miami	02/27	L	84	136	at Charlotte
11/30	L	91	93	L.A. Lakers	02/29	W	101	92	at Washington
12/03	L	86	88	at New Jersey	03/04	W	107	102	Atlanta
12/06	W	105	102	*Portland	03/06	W	88	86	Dallas
12/07	W	103	100	Chicago	03/08	L	99	103	Chicago
12/11	L	88	98	Denver	03/09	L	99	111	New York
12/13	W	104	95	at Minnesota	03/11	W	111	93	Indiana
12/14	W	104	95	Seattle	03/13	L	104	108	Phoenix
12/18	L	105	107	Utah	03/14	L	105	110	at Milwaukee
12/20	W	127	99	Miami	03/18	L	85	91	at Detroit
12/21	L	97	110	at Milwaukee	03/19	L	116	123	*Charlotte
12/23	L	106	114	Charlotte	03/22	L	100	108	at Indiana
12/26	W	113	110	at Indiana	03/23	W	105	92	San Antonio
12/28	L	95	102	at L.A. Clippers	03/25	L	94	100	at Utah
12/30	L	93	109	at Denver	03/27	L	113	117	at Phoenix
01/02	L	110	114	at Sacramento	03/29	L	88	117	at L.A. Lakers
01/04	W	112	93	at Seattle	03/30	L	106	124	at Golden State
01/05	L	102	115	at Portland	04/01	W	108	91	Miami
01/08	W	114	104	Houston	04/04	W	126	121	at Atlanta
01/10	W	102	90	L.A. Clippers	04/08	L	71	89	Detroit
01/11	L	102	108	at Cleveland	04/10	L	99	115	at New York
01/14	L	80	103	at Chicago	04/12	L	90	94	Milwaukee
01/17	L	95	98	at Boston	04/14	L	94	99	Boston
01/18	W	105	101	at Washington	04/15	L	99	102	at Orlando
01/20	W	99	91	Washington	04/17	W	122	112	at Charlotte
01/22	W	119	109	New York	04/18	W	111	104	Washington
01/24	W	119	86	Minnesota					
01/25	W	115	94	New Jersey					

\* denotes overtime



# YEAR BY YEAR RESULTS

## 1992-1993 SEASON STATISTICS

RECORD: 26-56 (.317)

HOME: 15-26

AWAY: 11-30

6TH ATLANTIC DIVISION

PLAYER	G-GS	MIN	FG-FGA	PCT	FT-FTA	PCT	OFF	DEF	TOT	AST	PF-DQ	STL	TO	BLK	PTS	AVG
Hawkins	81-81	2977	551-1172	.470	419-487	.860	91	255	346	317	189-0	137	180	30	1643	20.3
Hornacek	79-78	2860	582-1239	.470	250-289	.865	84	258	342	548	203-2	131	222	21	1511	19.1
Weatherspoon	82-82	2654	494-1053	.469	291-408	.713	179	410	589	147	188-1	85	176	67	1280	15.6
Gilliam	80-26	1742	359-774	.464	274-325	.843	136	336	472	116	123-0	37	157	54	992	12.4
Jordan	4-0	106	18-41	.439	8-17	.471	5	14	19	3	14-0	3	12	5	44	11.0
Perry	81-51	2104	287-613	.468	147-207	.710	154	255	409	126	159-0	40	123	91	731	9.0
Dawkins	74-10	1598	258-590	.437	113-142	.796	33	103	136	339	91-0	80	121	4	655	8.9
Anderson	69-0	1263	225-544	.414	72-89	.809	62	122	184	93	75-0	31	63	5	561	8.1
Payne	13-0	154	38-90	.422	4-4	1.000	4	20	24	18	15-0	5	7	2	84	6.5
Wilkins	26-0	192	55-97	.567	48-78	.615	14	26	40	2	34-1	7	17	1	158	6.1
Lang	73-59	1861	149-351	.425	87-114	.763	136	300	436	79	261-4	46	89	141	386	5.3
Shackelford	48-0	568	80-164	.488	31-49	.633	65	140	205	26	92-1	13	36	25	191	4.0
Grant	72-0	996	77-220	.350	20-31	.645	24	43	67	206	73-0	43	54	1	194	2.7
Bol	58-23	855	52-127	.409	12-19	.632	44	149	193	18	87-0	14	50	119	126	2.2
<b>76ERS</b>	<b>82</b>	<b>19930</b>	<b>3225-7075</b>	<b>.456</b>	<b>1776-2259</b>	<b>.786</b>	<b>1031</b>	<b>2431</b>	<b>3462</b>	<b>2038</b>	<b>1604-9</b>	<b>672</b>	<b>1362</b>	<b>566</b>	<b>8556</b>	<b>104.3</b>
<b>OPPONENTS</b>	<b>82</b>	<b>19930</b>	<b>3666-7548</b>	<b>.486</b>	<b>1417-1878</b>	<b>.755</b>	<b>1258</b>	<b>2634</b>	<b>3892</b>	<b>2406</b>	<b>1790-13</b>	<b>781</b>	<b>1290</b>	<b>491</b>	<b>9029</b>	<b>110.1</b>

3-PT FG: 76ERS 330-941 (.351), Hawkins 122-307 (.397), Hornacek 97-249 (.390), Weatherspoon 1-4 (.250), Gilliam 0-1 (.000), Perry 10-49 (.204), Dawkins 26-84 (.310), Anderson 39-120 (.325), Payne 4-18 (.222), Wilkins 0-2 (.000), Lang 1-5 (.200), Shackelford 0-2 (.000), Grant 20-68 (.294), Bol 10-32 (.313).  
OPPONENTS 280-782 (.358).

## 1992-1993 GAME-BY-GAME RESULTS

DATE	W/L	PHI	OPP	TEAM	DATE	W/L	PHI	OPP	TEAM
11/06	L	111	114	New Jersey	02/08	L	115	120	*New York
11/07	L	85	89	at New York	02/10	L	90	98	Houston
11/11	L	114	120	at Indiana	02/12	L	122	126	at Denver
11/13	W	126	115	at Boston	02/13	W	119	96	at Dallas
11/18	L	110	120	Orlando	02/16	L	111	149	at Houston
11/20	W	129	128	***Miami	02/18	L	98	103	at San Antonio
11/21	W	104	95	at New Jersey	02/23	L	89	101	at Detroit
11/24	L	119	127	at Charlotte	02/24	L	107	132	Atlanta
11/25	L	105	111	Atlanta	02/26	W	114	111	Milwaukee
11/27	L	111	115	Milwaukee	03/01	L	118	131	at Golden State
11/28	L	109	117	Boston	03/03	L	115	125	at Phoenix
12/02	L	82	98	San Antonio	03/05	L	97	101	*at L.A. Lakers
12/04	L	99	101	Detroit	03/06	L	93	149	at Seattle
12/05	L	88	112	at Detroit	03/08	W	92	83	at Minnesota
12/09	W	115	104	Seattle	03/10	L	100	104	Boston
12/11	L	110	125	L.A. Clippers	03/12	L	95	101	L.A. Lakers
12/12	W	103	96	at Atlanta	03/16	L	98	110	at Cleveland
12/15	L	107	119	at Orlando	03/17	L	89	94	Washington
12/16	L	97	115	Cleveland	03/19	L	87	89	Dallas
12/18	L	98	112	Utah	03/20	L	86	112	at Milwaukee
12/19	W	98	96	at Chicago	03/23	W	88	80	Denver
12/21	W	113	101	Indiana	03/24	L	100	113	Chicago
12/26	L	115	121	*at Portland	03/26	L	84	103	Cleveland
12/27	W	110	106	at L.A. Clippers	03/28	L	100	110	Phoenix
12/30	L	110	119	at Utah	03/30	L	77	91	at New Jersey
01/02	L	98	154	at Sacramento	03/31	L	103	109	at Boston
01/06	W	132	106	New Jersey	04/02	L	91	96	Portland
01/08	W	119	117	at Washington	04/04	W	112	102	Sacramento
01/09	W	104	91	Chicago	04/06	L	90	116	at Orlando
01/12	L	93	112	at Indiana	04/07	W	98	90	at Washington
01/13	W	129	122	Golden State	04/09	L	113	122	Charlotte
01/15	L	105	110	*at New Jersey	04/10	L	114	119	at Miami
01/16	W	123	108	Detroit	04/12	L	101	120	at Charlotte
01/18	W	124	118	*Orlando	04/15	W	101	85	Orlando
01/20	W	115	112	*at Miami	04/18	W	106	79	Minnesota
01/22	L	91	109	New York	04/20	L	94	123	at Chicago
01/23	W	113	104	at Milwaukee	04/21	W	107	97	Miami
01/26	L	90	98	at New York	04/23	L	84	99	New York
01/27	L	125	127	*Indiana	04/25	L	103	107	at Cleveland
01/29	W	92	86	Washington					
01/30	L	123	149	at Atlanta					
02/03	L	118	129	Charlotte					
02/05	L	93	105	at Boston					

\* denotes overtime

\*\*\* denotes triple-overtime





# YEAR BY YEAR RESULTS

## 1993-1994 SEASON STATISTICS

RECORD: 25-57 (.305)

HOME: 15-26

AWAY: 10-31

6TH ATLANTIC DIVISION

PLAYER	G-GS	MIN	FG-FGA	PCT	FT-FTA	PCT	OFF	DEF	TOT	AST	PF-DQ	STL	TO	BLK	PTS	AVG
Weatherspoon	82-82	3147	602-1246	.483	298-430	.693	254	578	832	192	152-0	100	195	116	1506	18.4
Hornacek	53-53	1994	325-715	.455	178-204	.873	41	171	212	315	115-0	95	138	10	880	16.6
J. Malone	27-23	903	187-389	.481	76-94	.809	23	61	84	59	46-0	14	28	0	454	16.8
Barros	81-70	2519	412-878	.469	116-145	.800	28	168	196	424	96-0	107	167	5	1075	13.3
Woolridge	74-1	1955	364-773	.471	208-302	.689	103	195	298	139	186-1	41	142	56	937	12.7
Bradley	49-45	1385	201-491	.409	102-168	.607	98	208	306	98	170-3	45	148	147	504	10.3
Perry	80-68	2336	272-625	.435	102-176	.580	117	287	404	94	154-1	60	80	82	719	9.0
Dawkins	72-12	1343	177-423	.418	84-100	.840	28	95	123	263	74-0	63	111	5	475	6.6
M. Malone	55-0	618	102-232	.440	90-117	.769	106	120	226	34	52-0	11	59	17	294	5.3
Austin	14-0	201	29-66	.439	14-23	.609	25	44	69	17	29-0	5	17	10	72	5.1
Leckner	71-36	1163	139-286	.486	84-130	.646	75	207	282	86	190-2	18	86	34	362	5.1
Graham	70-6	889	122-305	.400	92-110	.836	21	65	86	66	54-0	61	65	4	338	4.8
Green	35-0	332	63-182	.346	13-18	.722	10	24	34	16	21-0	18	27	6	149	4.3
Kidd	68-14	884	100-169	.592	47-86	.547	76	157	233	19	129-0	19	44	23	247	3.6
Edwards	3-0	44	2-18	.111	2-5	.400	5	9	14	4	6-0	3	4	1	6	2.0
Curry	10-0	43	3-14	.214	3-4	.750	0	1	1	1	6-0	1	3	0	9	0.9
Bol	4-0	49	3-7	.429	0-0	---	2	4	6	0	8-0	2	0	9	6	1.5
<b>76ERS</b>	<b>82</b>	<b>19805</b>	<b>3103-6819</b>	<b>.455</b>	<b>1509-2112</b>	<b>.714</b>	<b>1012</b>	<b>2394</b>	<b>3406</b>	<b>1827</b>	<b>1488-7</b>	<b>663</b>	<b>1368</b>	<b>525</b>	<b>8033</b>	<b>98.0</b>
<b>OPPONENTS</b>	<b>82</b>	<b>19805</b>	<b>3549-7338</b>	<b>.484</b>	<b>1297-1744</b>	<b>.744</b>	<b>1202</b>	<b>2607</b>	<b>3809</b>	<b>2357</b>	<b>1729-10</b>	<b>806</b>	<b>1190</b>	<b>385</b>	<b>8658</b>	<b>105.6</b>

3-PT FG: 76ERS 318-942 (.338), Weatherspoon 4-17 (.235), Hornacek 52-166 (.313), J. Malone 4-6 (.667), Barros 135-354 (.381), Woolridge 1-14 (.071), Bradley 0-3 (.000), Perry 73-200 (.365), Dawkins 37-105 (.352), M. Malone 0-1 (.000), Austin 0-1 (.000), Leckner 0-2 (.000), Graham 2-25 (.080), Green 10-41 (.244), Edwards 0-5 (.000), Curry 0-2 (.000), OPPONENTS 263-795 (.331).

## 1993-1994 GAME-BY-GAME RESULTS

DATE	W/L	PHI	OPP	TEAM	DATE	W/L	PHI	OPP	TEAM
11/05	W	94	82	Washington	02/02	L	97	105	Cleveland
11/06	L	89	114	at Orlando	02/04	L	95	102	Washington
11/09	L	86	95	at New York	02/05	W	96	94	at Miami
11/10	L	89	91	Boston	02/07	W	125	117	Charlotte
11/12	L	93	105	at Washington	02/09	L	79	114	New York
11/13	W	98	97	at New Jersey	02/15	L	105	133	at Seattle
11/15	L	84	88	Houston	02/16	L	92	94	*at Sacramento
11/17	L	90	92	Atlanta	02/18	L	93	109	at Portland
11/19	W	124	115	Utah	02/20	L	95	107	at L.A. Lakers
11/21	L	89	103	at Detroit	02/21	L	92	119	at Utah
11/24	W	108	97	at Indiana	02/23	L	102	106	New Jersey
11/26	L	88	100	Golden State	02/25	L	84	115	Miami
11/27	L	79	111	at Atlanta	02/26	L	102	118	Atlanta
11/30	L	80	92	Seattle	03/01	L	103	109	Washington
12/04	L	82	90	San Antonio	03/03	L	87	95	at Cleveland
12/08	W	95	88	*Chicago	03/05	L	83	120	at Miami
12/10	L	103	109	Sacramento	03/06	L	99	126	at New Jersey
12/11	W	99	86	at Milwaukee	03/09	L	101	117	Orlando
12/13	L	107	112	at Boston	03/11	L	105	112	at Orlando
12/15	W	101	93	Denver	03/13	W	114	97	at Washington
12/17	W	105	94	L.A. Lakers	03/15	L	87	96	at Minnesota
12/18	L	90	113	at Miami	03/18	L	98	100	Minnesota
12/20	W	121	92	Detroit	03/20	L	101	103	at Milwaukee
12/22	L	90	98	Miami	03/22	L	91	125	at Charlotte
12/27	L	86	96	at L.A. Clippers	03/23	L	87	99	Chicago
12/28	W	107	90	at Golden State	03/25	L	88	105	Cleveland
12/30	L	107	119	at Phoenix	03/27	L	122	124	*at Boston
01/02	W	96	80	at Denver	03/29	L	103	106	at Chicago
01/04	L	84	107	at San Antonio	04/01	L	100	111	Portland
01/07	W	103	93	at Dallas	04/03	L	112	135	Boston
01/08	L	93	100	at Houston	04/06	W	115	114	Milwaukee
01/10	W	99	94	Boston	04/08	W	100	97	New York
01/12	W	117	98	L.A. Clippers	04/09	L	122	127	*Charlotte
01/14	W	104	102	*Indiana	04/12	W	134	107	at Detroit
01/15	L	67	110	at Cleveland	04/13	L	87	115	Indiana
01/17	L	91	121	at Chicago	04/16	L	94	123	at Atlanta
01/19	L	103	115	at Charlotte	04/19	L	110	115	New Jersey
01/22	L	112	121	Orlando	04/21	L	82	130	at New York
01/23	W	99	92	at New York	04/22	L	88	133	at Indiana
01/26	W	104	90	Dallas	04/24	W	110	102	Detroit
01/28	L	103	108	Phoenix					
01/29	W	94	89	Milwaukee					

\* denotes overtime



# YEAR BY YEAR RESULTS

## 1994-1995 SEASON STATISTICS

RECORD: 26-56 (.317)

HOME: 15-26

AWAY: 11-30

6TH ATLANTIC DIVISION

PLAYER	G-GS	MIN	FG-FGA	PCT	FT-FTA	PCT	OFF	DEF	TOT	AST	PF-DQ	STL	TO	BLK	PTS	AVG
Hawkins	81-81	2977	551-1172	.470	419-487	.860	91	255	346	317	189-0	137	180	30	1643	20.3
Hornacek	79-78	2860	582-1239	.470	250-289	.865	84	258	342	548	203-2	131	222	21	1511	19.1
Weatherspoon	82-82	2654	494-1053	.469	291-408	.713	179	410	589	147	188-1	85	176	67	1280	15.6
Gilliam	80-26	1742	359-774	.464	274-325	.843	136	336	472	116	123-0	37	157	54	992	12.4
Jordan	4-0	106	18-41	.439	8-17	.471	5	14	19	3	14-0	3	12	5	44	11.0
Perry	81-51	2104	287-613	.468	147-207	.710	154	255	409	126	159-0	40	123	91	731	9.0
Dawkins	74-10	1598	258-590	.437	113-142	.796	33	103	136	339	91-0	80	121	4	655	8.9
Anderson	69-0	1263	225-544	.414	72-89	.809	62	122	184	93	75-0	31	63	5	561	8.1
Payne	13-0	154	38-90	.422	4-4	1.000	4	20	24	18	15-0	5	7	2	84	6.5
Wilkins	26-0	192	55-97	.567	48-78	.615	14	26	40	2	34-1	7	17	1	158	6.1
Lang	73-59	1861	149-351	.425	87-114	.763	136	300	436	79	261-4	46	89	141	386	5.3
Shackelford	48-0	568	80-164	.488	31-49	.633	65	140	205	26	92-1	13	36	25	191	4.0
Grant	72-0	996	77-220	.350	20-31	.645	24	43	67	206	73-0	43	54	1	194	2.7
Bol	58-23	855	52-127	.409	12-19	.632	44	149	193	18	87-0	14	50	119	126	2.2
<b>76ERS</b>	<b>82</b>	<b>19930</b>	<b>3225-7075</b>	<b>.456</b>	<b>1776-2259</b>	<b>.786</b>	<b>1031</b>	<b>2431</b>	<b>3462</b>	<b>2038</b>	<b>1604-9</b>	<b>672</b>	<b>1362</b>	<b>566</b>	<b>8556</b>	<b>104.3</b>
<b>OPPONENTS</b>	<b>82</b>	<b>19930</b>	<b>3666-7548</b>	<b>.486</b>	<b>1417-1878</b>	<b>.755</b>	<b>1258</b>	<b>2634</b>	<b>3892</b>	<b>2406</b>	<b>1790-13</b>	<b>781</b>	<b>1290</b>	<b>491</b>	<b>9029</b>	<b>110.1</b>

3-PT FG: 76ERS 330-941 (.351), Hawkins 122-307 (.397), Hornacek 97-249 (.390), Weatherspoon 1-4 (.250), Gilliam 0-1 (.000), Perry 10-49 (.204), Dawkins 26-84 (.310), Anderson 39-120 (.325), Payne 4-18 (.222), Wilkins 0-2 (.000), Lang 1-5 (.200), Shackelford 0-2 (.000), Grant 20-68 (.294), Bol 10-32 (.313).  
OPPONENTS 280-782 (.358).

## 1994-1995 GAME-BY-GAME RESULTS

DATE	W/L	PHI	OPP	TEAM	DATE	W/L	PHI	OPP	TEAM
11/06	L	111	114	New Jersey	02/08	L	115	120	*New York
11/07	L	85	89	at New York	02/10	L	90	98	Houston
11/11	L	114	120	at Indiana	02/12	L	122	126	at Denver
11/13	W	126	115	at Boston	02/13	W	119	96	at Dallas
11/18	L	110	120	Orlando	02/16	L	111	149	at Houston
11/20	W	129	128	***Miami	02/18	L	98	103	at San Antonio
11/21	W	104	95	at New Jersey	02/23	L	89	101	at Detroit
11/24	L	119	127	at Charlotte	02/24	L	107	132	Atlanta
11/25	L	105	111	Atlanta	02/26	W	114	111	Milwaukee
11/27	L	111	115	Milwaukee	03/01	L	118	131	at Golden State
11/28	L	109	117	Boston	03/03	L	115	125	at Phoenix
12/02	L	82	98	San Antonio	03/05	L	97	101	*at L.A. Lakers
12/04	L	99	101	Detroit	03/06	L	93	149	at Seattle
12/05	L	88	112	at Detroit	03/08	W	92	83	at Minnesota
12/09	W	115	104	Seattle	03/10	L	100	104	Boston
12/11	L	110	125	L.A. Clippers	03/12	L	95	101	L.A. Lakers
12/12	W	103	96	at Atlanta	03/16	L	98	110	at Cleveland
12/15	L	107	119	at Orlando	03/17	L	89	94	Washington
12/16	L	97	115	Cleveland	03/19	L	87	89	Dallas
12/18	L	98	112	Utah	03/20	L	86	112	at Milwaukee
12/19	W	98	96	at Chicago	03/23	W	88	80	Denver
12/21	W	113	101	Indiana	03/24	L	100	113	Chicago
12/26	L	115	121	*at Portland	03/26	L	84	103	Cleveland
12/27	W	110	106	at L.A. Clippers	03/28	L	100	110	Phoenix
12/30	L	110	119	at Utah	03/30	L	77	91	at New Jersey
01/02	L	98	154	at Sacramento	03/31	L	103	109	at Boston
01/06	W	132	106	New Jersey	04/02	L	91	96	Portland
01/08	W	119	117	at Washington	04/04	W	112	102	Sacramento
01/09	W	104	91	Chicago	04/06	L	90	116	at Orlando
01/12	L	93	112	at Indiana	04/07	W	98	90	at Washington
01/13	W	129	122	Golden State	04/09	L	113	122	Charlotte
01/15	L	105	110	*at New Jersey	04/10	L	114	119	at Miami
01/16	W	123	108	Detroit	04/12	L	101	120	at Charlotte
01/18	W	124	118	*Orlando	04/15	W	101	85	Orlando
01/20	W	115	112	*at Miami	04/18	W	106	79	Minnesota
01/22	L	91	109	New York	04/20	L	94	123	at Chicago
01/23	W	113	104	at Milwaukee	04/21	W	107	97	Miami
01/26	L	90	98	at New York	04/23	L	84	99	New York
01/27	L	125	127	*Indiana	04/25	L	103	107	at Cleveland
01/29	W	92	86	Washington					
01/30	L	123	149	at Atlanta					
02/03	L	118	129	Charlotte					
02/05	L	93	105	at Boston					

\* denotes overtime

\*\*\* denotes triple-overtime





# YEAR BY YEAR RESULTS

## 1995-1996 SEASON STATISTICS

RECORD: 18-64 (.220)

HOME: 11-30

AWAY: 7-34

7TH ATLANTIC DIVISION

PLAYER	G-GS	MIN	FG-FGA	PCT	FT-FTA	PCT	OFF	DEF	TOT	AST	PF-DQ	STL	TO	BLK	PTS	AVG
Stackhouse	72-71	2701	452-1091	.414	387-518	.747	90	175	265	278	179-0	76	252	79	1384	19.2
Weatherspoon	78-75	3096	491-1015	.484	318-426	.746	237	516	753	158	214-3	112	179	108	1300	16.7
Maxwell	75-57	2467	410-1052	.390	251-332	.756	39	190	229	330	182-1	96	215	12	1217	16.2
Ruffin	61-23	1551	263-648	.406	148-182	.813	21	111	132	269	132-0	43	149	2	778	12.8
Coleman	11-11	294	48-118	.407	20-32	.625	13	59	72	31	30-0	4	28	10	123	11.2
Wright	46-32	1136	183-384	.477	117-186	.629	124	175	299	27	125-2	24	81	39	483	10.5
Massenburg	30-8	804	114-236	.483	68-92	.739	75	111	186	12	73-0	15	38	11	296	9.9
Bradley	12-11	334	43-97	.443	19-25	.760	34	72	106	8	42-0	8	31	38	105	8.8
Higgins	44-4	916	134-323	.415	35-37	.946	20	72	92	55	90-1	24	49	11	351	8.0
Graham	8-3	128	17-32	.531	15-17	.882	5	10	15	11	16-0	5	17	0	56	7.0
Pinckney	27-23	679	54-102	.529	42-55	.764	74	102	176	22	55-1	33	23	11	150	5.6
Skiles	10-9	236	20-57	.351	8-10	.800	1	15	16	38	21-0	7	16	0	63	6.3
Malone	25-3	607	63-160	.394	24-26	.923	8	24	32	19	19-0	13	19	0	155	6.2
Alston	73-41	1614	198-387	.512	55-112	.491	127	175	302	61	191-1	56	59	52	452	6.2
Dumas	39-14	739	95-203	.468	49-70	.700	42	57	99	44	79-1	42	49	6	241	6.2
Sutton	30-2	465	65-167	.389	20-27	.741	4	31	35	63	56-0	17	45	2	190	6.3
Walters	33-8	523	49-115	.426	36-46	.783	11	37	48	95	49-0	22	34	4	153	4.6
Grant	11-2	280	18-48	.375	5-6	.833	3	18	21	60	28-0	12	15	2	45	4.1
Willson	6-0	79	10-20	.500	3-4	.750	7	7	14	4	9-0	3	1	0	23	3.8
Williams	13-1	193	15-29	.517	10-12	.833	13	33	46	5	27-0	6	8	7	40	3.1
Brown	9-1	162	9-16	.563	8-17	.471	14	23	37	3	24-1	3	6	2	26	2.9
Perry	8-0	87	8-18	.444	2-3	.667	6	7	13	2	5-0	2	3	3	19	2.4
Thompson	44-11	773	33-83	.398	19-24	.792	62	137	199	26	125-5	19	37	20	85	1.9
Bennett	8-0	66	4-17	.235	3-4	.750	1	4	5	8	6-0	1	7	1	11	1.4
<b>76ERS</b>	<b>82</b>	<b>19730</b>	<b>2796-6418</b>	<b>.436</b>	<b>1662-2263</b>	<b>.734</b>	<b>1031</b>	<b>2161</b>	<b>3192</b>	<b>1629</b>	<b>1777-16</b>	<b>643</b>	<b>1414</b>	<b>420</b>	<b>7746</b>	<b>94.5</b>
<b>OPPONENTS</b>	<b>82</b>	<b>19730</b>	<b>3284-6796</b>	<b>.483</b>	<b>1472-1986</b>	<b>.741</b>	<b>1164</b>	<b>2478</b>	<b>3642</b>	<b>2109</b>	<b>1912-17</b>	<b>723</b>	<b>1288</b>	<b>469</b>	<b>8566</b>	<b>104.5</b>

3-PT FG: 76ERS 492-1438 (.342), Stackhouse 93-292 (.318), Weatherspoon 0-2 (.000), Maxwell 146-460 (.317), Ruffin 104-284 (.366), Coleman 7-21 (.333), Massenburg 0-3 (.000), Higgins 48-129 (.372), Graham 7-14 (.500), Skiles 15-34 (.441), Malone 5-16 (.313), Alston 1-3 (.333), Dumas 2-9 (.222), Sutton 40-96 (.417), Walters 19-54 (.352), Grant 4-18 (.222), Williams 0-2 (.000), Perry 1-1 (.000), OPPONENTS 526-1421 (.370).

## 1995-1996 GAME-BY-GAME RESULTS

DATE	W/L	PHI	OPP	TEAM	DATE	W/L	PHI	OPP	TEAM
11/03	W	105	103	Washington	02/01	L	104	124	at Miami
11/04	L	108	119	at Charlotte	02/03	L	85	96	Portland
11/07	L	106	109	Sacramento	02/07	W	102	101	Indiana
11/10	W	104	90	Charlotte	02/13	W	104	101	at Milwaukee
11/14	L	107	115	Seattle	02/14	L	83	102	Detroit
11/15	L	95	127	at Washington	02/16	L	84	116	at New York
11/17	L	82	114	Cleveland	02/17	L	82	97	at Cleveland
11/18	L	79	95	at New Jersey	02/20	L	104	123	at Orlando
11/22	L	106	115	Houston	02/21	L	57	66	Miami
11/24	L	78	101	at Detroit	02/23	L	95	102	at Indiana
11/25	L	89	107	Golden State	02/25	L	101	108	at Miami
11/29	L	81	106	at Atlanta	02/27	W	121	115	at Dallas
12/01	L	102	105	at Toronto	02/29	L	95	109	at Houston
12/02	L	85	94	New York	03/02	L	101	115	at San Antonio
12/05	L	91	108	at Indiana	03/04	L	97	110	Orlando
12/06	W	108	87	Dallas	03/06	L	90	103	Minnesota
12/08	L	85	113	at Cleveland	03/08	W	100	92	New York
12/09	L	98	124	Boston	03/10	L	102	104	L.A. Clippers
12/11	L	91	104	Denver	03/12	W	118	110	Toronto
12/13	L	100	111	at Boston	03/13	L	100	110	at Boston
12/17	W	101	99	at Minnesota	03/15	L	102	128	Phoenix
12/20	W	108	104	Utah	03/16	L	88	94	at New York
12/22	L	94	99	Milwaukee	03/18	L	94	98	Chicago
12/23	L	85	98	New Jersey	03/20	L	84	107	at Utah
12/27	L	90	105	at Phoenix	03/22	L	93	107	at L.A. Clippers
12/29	L	97	117	at Sacramento	03/23	L	89	129	at Seattle
12/30	L	100	108	at Denver	03/25	L	71	94	at Portland
01/02	W	90	89	at L.A. Lakers	03/27	W	103	94	Toronto
01/03	L	111	122	at Golden State	03/29	L	95	101	Boston
01/05	L	102	103	* at Vancouver	03/30	L	105	107	at Washington
01/10	L	93	98	Washington	04/03	L	87	102	Indiana
01/12	W	107	80	at New Jersey	04/05	L	87	108	Detroit
01/13	L	93	120	Chicago	04/06	W	100	99	at Atlanta
01/16	L	104	116	at Chicago	04/08	W	82	79	New Jersey
01/17	L	100	111	Milwaukee	04/10	L	76	92	at Detroit
01/19	L	77	82	Atlanta	04/12	L	82	112	at Chicago
01/21	L	88	118	San Antonio	04/14	L	78	94	Charlotte
01/23	L	90	105	at Orlando	04/17	W	90	86	Miami
01/24	L	88	91	Cleveland	04/19	L	92	112	Orlando
01/26	L	88	100	L.A. Lakers	04/21	W	109	105	* at Toronto
01/27	L	105	110	at Charlotte					
01/29	W	103	92	Vancouver					

\* denotes overtime





# YEAR BY YEAR RESULTS

## 1996-1997 SEASON STATISTICS

**RECORD: 22-60 (.268)****HOME: 11-30****AWAY: 11-30****6TH ATLANTIC DIVISION**

PLAYER	G-GS	MIN	FG-FGA	PCT	FT-FTA	PCT	OFF	DEF	TOT	AST	PF-DQ	STL	TO	BLK	PTS	AVG
Iverson	76-74	3045	625-1504	.416	382-544	.702	115	197	312	567	233-5	157	337	24	1787	23.5
Stackhouse	81-81	3166	533-1308	.407	511-667	.766	156	182	338	253	219-2	93	316	63	1679	20.7
Coleman	57-54	2102	364-836	.435	272-365	.745	157	416	573	193	164-1	50	184	75	1032	18.1
Weatherspoon	82-82	2949	398-811	.491	206-279	.738	219	460	679	140	187-0	74	137	86	1003	12.2
MacLean	37-2	733	163-365	.447	64-97	.660	41	99	140	37	71-0	12	47	10	402	10.9
Davis	75-17	1705	251-535	.469	113-168	.673	138	185	323	135	230-7	85	118	31	639	8.5
Walters	59-16	1041	148-325	.455	49-62	.790	21	86	107	113	75-1	28	61	3	402	6.8
Williams	62-52	1317	162-318	.509	38-55	.691	155	242	397	41	206-5	44	50	41	362	5.8
Harris	54-3	813	112-294	.381	33-47	.702	27	44	71	50	45-0	41	34	3	293	5.4
Overton	61-4	634	81-190	.426	45-48	.938	18	50	68	101	44-0	24	39	0	217	3.6
Courtney	4-0	52	6-14	.429	0-0	---	5	4	9	0	8-1	0	1	0	12	3.0
Hendrickson	29-1	301	32-77	.416	18-26	.692	35	57	92	3	32-1	10	14	4	85	2.9
King	7-0	59	7-17	.412	5-5	1.000	4	10	14	5	7-0	4	3	0	20	2.9
Caldwell	27-0	365	30-57	.526	12-33	.364	38	73	111	7	60-1	8	16	7	72	2.7
Cage	82-24	1247	66-141	.468	19-41	.463	112	208	320	43	118-0	48	17	42	151	1.8
Bradtko	36-0	251	25-58	.431	9-13	.692	26	42	68	7	34-0	5	9	5	59	1.6
<b>76ERS</b>	<b>82</b>	<b>19780</b>	<b>3003-6850</b>	<b>.438</b>	<b>1776-2450</b>	<b>.725</b>	<b>1267</b>	<b>2355</b>	<b>3622</b>	<b>1695</b>	<b>1733-24</b>	<b>683</b>	<b>1437</b>	<b>394</b>	<b>8215</b>	<b>100.2</b>
<b>OPPONENTS</b>	<b>82</b>	<b>19780</b>	<b>3314-7045</b>	<b>.470</b>	<b>1565-2134</b>	<b>.733</b>	<b>1186</b>	<b>2453</b>	<b>3639</b>	<b>2066</b>	<b>2008-16</b>	<b>822</b>	<b>1278</b>	<b>494</b>	<b>8751</b>	<b>106.7</b>

3-PT FG: 76ERS 433-1356 (.319), Iverson 155-455 (.341), Stackhouse 102-342 (.298), Coleman 32-119 (.269), Weatherspoon 1-6 (.167), MacLean 12-38 (.316), Davis 24-93 (.258), Walters 57-148 (.385), Williams 0-2 (.000), Harris 36-99 (.364), Overton 10-40 (.250), Hendrickson 3-12 (.250), King 1-2 (.500). OPPONENTS 558-1529 (.365).

## 1996-1997 GAME-BY-GAME RESULTS

DATE	W/L	PHI	OPP	TEAM	DATE	W/L	PHI	OPP	TEAM
11/01	L	103	111	Milwaukee	01/31	L	99	109	Orlando
11/02	L	86	115	at Chicago	02/01	W	109	100	at Milwaukee
11/05	L	81	83	Detroit	02/05	W	113	97	San Antonio
11/08	W	115	105	at Boston	02/11	L	94	105	at Cleveland
11/09	W	112	95	Phoenix	02/13	L	92	107	at New York
11/12	W	101	97	at New York	02/15	L	99	125	at Miami
11/13	L	98	110	at Toronto	02/16	L	97	112	Denver
11/15	L	89	105	Cleveland	02/18	L	83	111	Miami
11/16	W	91	89	at Miami	02/20	W	101	84	L.A. Clippers
11/20	L	92	103	Indiana	02/22	W	97	80	Portland
11/22	L	76	88	at Washington	02/25	L	93	98	at L.A. Clippers
11/23	W	109	92	New York	02/26	L	104	111	at Phoenix
11/26	L	88	100	L.A. Lakers	02/28	W	104	100	at Vancouver
11/29	W	100	91	Orlando	03/02	L	95	112	at Portland
11/30	W	96	90	Vancouver	03/04	L	106	107	Washington
12/04	L	103	113	at San Antonio	03/06	L	104	117	Atlanta
12/05	L	102	106	at Dallas	03/09	W	99	93	at Washington
12/07	L	108	123	at Houston	03/11	L	100	104	at Minnesota
12/09	L	94	118	Seattle	03/12	L	104	108	Chicago
12/11	L	79	84	Miami	03/14	W	109	95	Minnesota
12/13	L	75	84	at Charlotte	03/15	L	99	107	Charlotte
12/14	L	81	106	at Atlanta	03/18	L	105	117	at Toronto
12/17	L	84	93	Charlotte	03/19	L	100	111	New York
12/20	L	103	110	New York	03/21	W	112	110	New Jersey
12/21	L	105	111	Chicago	03/26	L	105	123	at New Jersey
12/26	W	118	89	at Denver	03/28	W	113	105	Boston
12/28	L	84	110	at Utah	03/30	W	96	92	at Detroit
12/29	L	102	115	at L.A. Lakers	04/01	W	105	93	at Orlando
01/02	L	82	96	at Seattle	04/02	L	90	112	Toronto
01/03	L	114	122	*at Golden State	04/04	L	103	114	Indiana
01/05	L	106	107	at Sacramento	04/05	L	113	115	at Charlotte
01/07	L	88	109	at Orlando	04/07	L	102	128	at Chicago
01/08	L	93	111	Dallas	04/09	L	101	116	Atlanta
01/10	L	99	120	Houston	04/11	L	118	126	at Milwaukee
01/13	L	96	97	*Utah	04/12	L	118	125	at Cleveland
01/15	L	111	128	Golden State	04/14	L	110	131	Washington
01/17	L	103	105	*New Jersey	04/16	W	113	105	at New Jersey
01/19	L	107	111	at Indiana	04/18	L	113	119	Boston
01/20	L	104	114	Milwaukee	04/19	L	104	136	at Atlanta
01/22	W	127	125	*at Boston					
01/24	L	92	107	Sacramento					
01/25	L	95	104	at Detroit					
01/29	W	101	99	Toronto					

\* denotes overtime





# YEAR BY YEAR RESULTS

## 1997-1998 SEASON STATISTICS

RECORD: 31-51 (.378)

HOME: 19-22

AWAY: 12-29

7TH ATLANTIC DIVISION

PLAYER	G-GS	MIN	FG-FGA	PCT	FT-FTA	PCT	OFF	DEF	TOT	AST	PF-DQ	STL	TO	BLK	PTS	AVG
Iverson	80-80	3150	649-1407	.461	390-535	.729	86	210	296	494	200-2	176	244	25	1758	22.0
Coleman	59-58	2135	356-867	.411	302-391	.772	149	438	587	145	144-1	46	157	68	1040	17.6
Stackhouse	22-22	748	128-283	.452	81-101	.802	28	48	76	67	56-1	31	74	21	353	16.0
Smith	30-6	699	121-270	.448	67-85	.788	58	75	133	27	94-0	18	52	13	309	10.3
Jackson	48-47	1788	246-535	.460	126-154	.818	69	158	227	223	112-0	41	145	6	657	13.7
Thomas	77-48	1779	306-684	.447	171-231	.740	107	181	288	90	185-2	54	118	17	845	11.0
Ratliff	58-55	1861	249-486	.512	154-218	.706	175	251	426	42	209-6	38	82	203	652	11.2
Weatherspoon	48-18	1290	141-331	.426	123-174	.707	109	227	336	40	108-1	43	69	52	405	8.4
Shaw	20-2	502	51-139	.367	12-19	.632	17	47	64	88	55-1	14	24	3	121	6.1
Chambers	1-0	10	2-2	1.000	2-2	1.000	0	2	2	0	2-0	2	1	0	6	6.0
Cummings	44-2	656	97-212	.458	39-58	.672	55	93	148	21	102-1	22	17	5	233	5.3
Benjamin	14-0	197	22-41	.537	19-30	.633	18	35	53	3	26-0	4	12	4	63	4.5
McKie	57-31	1341	96-277	.347	22-32	.688	34	129	163	137	117-0	78	52	12	223	3.9
Williams	58-7	801	93-213	.437	51-63	.810	87	124	211	29	132-0	17	30	21	237	4.1
Davis	71-12	906	109-244	.447	64-101	.634	64	94	158	73	95-1	49	91	18	282	4.0
Montross	20-20	337	30-76	.395	7-19	.368	28	64	92	7	61-0	7	15	12	67	3.4
Snow	47-0	844	69-161	.429	44-61	.721	19	58	77	164	99-0	60	51	4	184	3.9
Overton	23-2	277	24-63	.381	14-16	.875	2	12	14	37	34-0	8	23	1	62	2.7
Stewart	15-0	110	12-26	.462	16-25	.640	9	22	31	2	13-0	5	8	2	40	2.7
Walters	19-0	127	11-29	.379	17-17	1.000	3	6	9	21	17-0	5	17	0	42	2.2
Parker	37-0	196	25-63	.397	13-20	.650	8	18	26	19	17-0	11	11	3	72	1.9
Cunningham	1-0	1	0-0	---	0-0	---	0	2	2	0	0-0	0	0	0	0	0.0
<b>76ERS</b>	<b>82</b>	<b>19755</b>	<b>2837-6409</b>	<b>.443</b>	<b>1734-2352</b>	<b>.737</b>	<b>1125</b>	<b>2294</b>	<b>3419</b>	<b>1729</b>	<b>1878-16</b>	<b>729</b>	<b>1356</b>	<b>490</b>	<b>7651</b>	<b>93.3</b>
<b>OPPONENTS</b>	<b>82</b>	<b>19755</b>	<b>2906-6440</b>	<b>.451</b>	<b>1651-2262</b>	<b>.730</b>	<b>1115</b>	<b>2341</b>	<b>3456</b>	<b>1927</b>	<b>1904-21</b>	<b>766</b>	<b>1318</b>	<b>508</b>	<b>7847</b>	<b>95.7</b>

3-PT FG: 76ERS 243-810 (.300), Iverson 70-235 (.298), Coleman 26-98 (.265), Stackhouse 16-46 (.348), Smith 0-1 (.000), Jackson 39-112 (.348), Thomas 62-171 (.363), Shaw 7-28 (.250), Cummings 0-1 (.000), McKie 9-46 (.196), Williams 0-5 (.000), Davis 0-6 (.000), Snow 2-16 (.125), Overton 0-3 (.000), Walters 3-14 (.214), Parker 9-28 (.321). OPPONENTS 384-1115

## 1997-1998 GAME-BY-GAME RESULTS

DATE	W/L	PHI	OPP	TEAM	DATE	W/L	PHI	OPP	TEAM
10/31	L	88	103	Milwaukee	01/31	L	86	102	Houston
11/01	L	74	94	at Chicago	02/02	L	97	106	Phoenix
11/05	L	88	93	Atlanta	02/04	L	84	98	Miami
11/06	L	93	100	at Milwaukee	02/11	W	91	90	Dallas
11/09	L	105	112	Seattle	02/13	L	96	103	at Charlotte
11/12	W	114	100	at Houston	02/14	L	98	105	New Jersey
11/13	W	99	98	at Dallas	02/17	W	98	97	Cleveland
11/15	L	101	107	Boston	02/19	L	77	82	at Indiana
11/19	W	97	86	Washington	02/21	W	98	89	at New Jersey
11/22	L	94	108	Orlando	02/22	L	92	97	Indiana
11/26	L	89	95	Cleveland	02/24	W	85	84	at Phoenix
11/28	W	105	95	L.A. Lakers	02/25	L	108	117	at L.A. Clippers
11/30	L	89	101	at Indiana	02/27	W	79	78	at Denver
12/03	L	90	94	at Miami	02/28	L	88	100	at San Antonio
12/05	L	88	107	at New Jersey	03/04	W	87	80	Milwaukee
12/07	W	93	78	New York	03/06	W	80	71	New York
12/08	L	86	95	at Orlando	03/08	L	91	100	at Washington
12/10	L	97	104	Toronto	03/09	L	78	88	Orlando
12/12	W	106	91	Denver	03/11	W	88	86	Washington
12/13	L	83	95	at New York	03/13	W	107	86	Atlanta
12/15	L	83	100	at Boston	03/14	W	93	89	at Milwaukee
12/17	L	90	94	Minnesota	03/17	L	96	100	at New York
12/19	L	84	91	Miami	03/18	W	104	96	at Detroit
12/20	L	78	115	at Detroit	03/20	L	79	91	Utah
12/22	L	92	96	Detroit	03/22	L	90	108	at Boston
12/27	W	85	78	at Golden State	03/23	L	79	94	Detroit
12/28	L	90	92	at Sacramento	03/25	L	86	91	New Jersey
12/30	L	86	96	at Portland	03/27	L	85	110	San Antonio
01/01	W	115	104	at Vancouver	03/29	W	99	94	Boston
01/02	L	73	90	at Seattle	03/31	L	93	101	at Charlotte
01/04	W	113	107	at L.A. Lakers	04/01	W	112	91	at Washington
01/06	L	95	98	*at Utah	04/03	W	93	78	L.A. Clippers
01/13	W	107	89	Vancouver	04/05	W	116	104	Toronto
01/15	W	106	96	Chicago	04/06	L	92	113	at Orlando
01/17	W	112	84	Golden State	04/08	W	109	101	Charlotte
01/19	W	98	85	Sacramento	04/10	L	102	107	at Minnesota
01/21	L	87	92	at Miami	04/11	L	95	106	at Cleveland
01/23	W	98	87	Portland	04/14	L	94	95	at Atlanta
01/24	L	92	111	at Cleveland	04/17	L	80	87	Chicago
01/26	L	87	91	at Toronto	04/19	W	107	78	at Toronto
01/28	L	90	93	*Indiana					
01/29	L	99	109	*at Atlanta					

\* denotes overtime



# YEAR BY YEAR RESULTS

## 1998-1999 SEASON STATISTICS

RECORD: 28-22 (.560)

HOME: 17-8

AWAY: 11-14

3RD ATLANTIC DIVISION

PLAYER	G-GS	MIN	FG-FGA	PCT	FT-FTA	PCT	OFF	DEF	TOT	AST	PF-DQ	STL	TO	BLK	PTS	AVG
Iverson	48-48	1990	435-1056	.412	356-474	.751	66	170	236	223	98-0	110	167	7	1284	26.8
Geiger	50-40	1540	266-555	.479	141-177	.797	137	225	362	58	157-2	39	101	40	674	13.5
Ratliff	50-50	1627	197-419	.470	166-229	.725	139	268	407	30	180-8	45	92	149	560	11.2
Hughes	50-1	988	170-414	.411	107-151	.709	83	106	189	77	97-0	44	68	14	455	9.1
Snow	48-48	1716	149-348	.428	110-150	.733	25	137	162	301	149-2	100	111	1	413	8.6
Hill	21-6	587	72-150	.480	35-69	.507	64	89	153	18	77-2	16	35	8	179	8.5
Lynch	43-43	1315	147-349	.421	53-84	.631	110	169	279	76	142-2	85	79	22	356	8.3
McKie	50-4	959	95-237	.401	44-62	.710	27	113	140	100	90-1	63	57	3	240	4.8
Thomas	17-0	188	27-67	.403	19-24	.792	7	26	33	15	21-0	3	15	3	78	4.6
Overton	10-0	37	5-15	.333	0-0	---	0	2	2	4	2-0	1	2	0	10	1.0
Grant	47-10	798	62-168	.369	21-29	.724	36	74	110	23	73-1	20	21	16	146	3.1
Honeycutt	13-0	90	7-27	.259	6-8	.750	3	8	11	3	10-0	4	8	2	25	1.9
Mohammed	26-0	121	15-42	.357	12-21	.571	18	19	37	2	22-0	5	12	4	42	1.6
Parker	2-0	3	1-1	1.000	0-0	---	0	0	0	0	0-0	0	0	0	2	1.0
Mahorn	16-0	127	5-18	.278	3-8	.375	7	16	23	2	22-0	5	6	1	13	0.8
Benjamin	6-0	33	2-7	.286	0-0	---	3	5	8	1	6-0	0	3	0	4	0.7
Shaw	9-0	14	1-8	.125	0-0	---	3	0	3	0	2-0	0	2	0	2	0.2
Williams	2-0	17	0-2	.000	0-0	---	1	1	2	1	4-0	2	2	1	0	0.0
<b>76ERS</b>	<b>50</b>	<b>12150</b>	<b>1656-3883</b>	<b>.426</b>	<b>1073-1486</b>	<b>.722</b>	<b>729</b>	<b>1428</b>	<b>2157</b>	<b>934</b>	<b>1152-18</b>	<b>542</b>	<b>822</b>	<b>271</b>	<b>4483</b>	<b>89.7</b>
<b>OPPONENTS</b>	<b>50</b>	<b>12150</b>	<b>1599-3784</b>	<b>.423</b>	<b>941-1288</b>	<b>.731</b>	<b>619</b>	<b>1402</b>	<b>2021</b>	<b>999</b>	<b>1185-13</b>	<b>435</b>	<b>896</b>	<b>263</b>	<b>4380</b>	<b>87.6</b>

3-PT FG: 76ERS 98-371 (.264), Iverson 58-199 (.291), Geiger 1-5 (.200), Hughes 8-52 (.154), Snow 5-21 (.238), Lynch 9-23 (.391), McKie 6-31 (.194), Thomas 5-19 (.263), Overton 0-1 (.000), Grant 1-6 (.167), Honeycutt 5-14 (.357). OPPONENTS 241-716 (.337).

## 1998-1999 GAME-BY-GAME RESULTS

DATE	W/L	PHI	OPP	TEAM	DATE	W/L	PHI	OPP	TEAM
02/05	W	78	66	at Charlotte	04/25	W	103	86	Orlando
02/06	W	95	75	Orlando	04/27	W	80	71	Cleveland
02/09	W	90	86	Detroit	04/29	L	70	85	at New York
02/12	L	94	98	San Antonio	05/01	W	103	96	Toronto
02/14	W	78	70	Atlanta	05/02	L	96	100	at Detroit
02/16	L	92	93	Milwaukee	05/04	L	110	117	*at Charlotte
02/18	L	95	99	at Indiana	05/05	W	105	100	*Detroit
02/19	L	67	78	New York					
02/20	L	69	76	Atlanta					
02/22	W	106	97	at Cleveland					
02/24	W	94	81	Sacramento					
02/25	W	98	80	at Chicago					
02/28	W	87	76	at Milwaukee					
03/01	W	104	91	at Washington					
03/03	W	102	86	Chicago					
03/05	L	78	89	Miami					
03/07	L	95	103	*Washington					
03/08	L	89	91	at Miami					
03/10	W	85	70	Charlotte					
03/12	W	100	93	*New Jersey					
03/15	L	73	74	at Orlando					
03/17	W	114	110	Indiana					
03/19	W	105	90	L.A. Lakers					
03/21	L	75	91	at Portland					
03/22	L	76	92	at Seattle					
03/24	W	95	90	*at Vancouver					
03/26	L	84	90	Boston					
03/27	L	99	103	*at Atlanta					
03/30	L	81	91	at Chicago					
04/01	W	88	84	at Miami					
04/02	L	80	85	Cleveland					
04/04	L	82	97	at Toronto					
04/06	W	95	87	Milwaukee					
04/07	W	96	92	at New Jersey					
04/09	W	83	67	at Boston					
04/11	L	98	105	at Washington					
04/13	L	72	91	at New York					
04/14	W	96	78	Toronto					
04/16	W	93	83	Indiana					
04/18	L	79	86	at New Jersey					
04/19	W	72	67	New York					
04/21	W	80	78	at Boston					
04/22	W	104	96	at Detroit					

\* denotes overtime





# YEAR BY YEAR RESULTS

## 1999-2000 SEASON STATISTICS

**RECORD: 49-33 (.598)****HOME: 29-12****AWAY: 20-21****3RD ATLANTIC DIVISION**

PLAYER	G-GS	MIN	FG-FGA	PCT	FT-FTA	PCT	OFF	DEF	TOT	AST	PF-DQ	STL	TO	BLK	PTS	AVG
Iverson	70-70	2853	729-1733	.421	442-620	.713	71	196	267	328	162-1	144	230	5	1989	28.4
Kucoc	32-8	916	149-340	.438	74-110	.673	38	105	143	141	61-0	33	71	9	398	12.4
Hill	68-65	2155	318-656	.485	179-259	.691	220	405	625	52	243-3	64	124	27	815	12.0
Ratliff	57-56	1795	247-491	.503	182-236	.771	140	295	435	36	185-4	32	108	171	676	11.9
Hughes	50-5	1018	192-461	.416	106-142	.746	52	107	159	75	94-0	54	95	12	501	10.0
Geiger	65-20	1406	260-589	.441	109-140	.779	154	233	387	39	194-1	29	91	22	629	9.7
Lynch	75-75	2416	297-644	.461	113-183	.617	216	366	582	136	231-2	119	120	38	722	9.6
McKie	82-14	1952	244-593	.411	121-146	.829	47	199	246	240	194-3	108	113	18	653	8.0
Snow	82-80	2866	257-597	.430	126-177	.712	42	219	261	624	243-2	140	162	8	651	7.9
Owens	46-7	919	112-258	.434	38-64	.594	63	129	192	59	119-1	26	61	16	271	5.9
MacCulloch	56-6	528	89-161	.553	28-54	.519	48	98	146	13	94-0	11	26	37	206	3.7
Roberts	5-1	51	5-16	.313	0-3	.000	6	9	15	3	15-0	1	2	1	10	2.0
Mohammed	28-3	190	21-54	.389	12-22	.545	16	34	50	2	29-0	4	18	12	54	1.9
Ollie	40-0	290	22-49	.449	28-37	.757	4	27	31	46	27-0	10	10	0	72	1.8
Jones	33-0	138	22-58	.379	11-18	.611	16	22	38	5	10-0	6	14	5	57	1.7
Bowen	42-0	311	26-73	.356	6-12	.500	14	22	36	16	37-0	9	5	5	59	1.4
Lang	3-0	6	1-1	1.000	1-1	1.000	0	0	0	1	1-0	0	0	0	3	1.0
Bowman	11-0	20	2-2	1.000	1-2	.500	0	2	2	1	0-0	1	1	0	5	0.5
<b>76ERS</b>	<b>82</b>	<b>19830</b>	<b>2993-6776</b>	<b>.442</b>	<b>1577-2226</b>	<b>.708</b>	<b>1147</b>	<b>2468</b>	<b>3615</b>	<b>1817</b>	<b>1939-17</b>	<b>791</b>	<b>1284</b>	<b>386</b>	<b>7771</b>	<b>94.8</b>
<b>OPPONENTS</b>	<b>82</b>	<b>19830</b>	<b>2867-6595</b>	<b>.435</b>	<b>1500-2001</b>	<b>.755</b>	<b>1065</b>	<b>2501</b>	<b>3566</b>	<b>1828</b>	<b>1977-29</b>	<b>631</b>	<b>1444</b>	<b>531</b>	<b>7661</b>	<b>93.4</b>

3-PT FG: 76ERS 208-643 (.323), Iverson 89-261 (.341), Kucoc 26-90 (.289), Hill 0-1 (.000), Hughes 11-51 (.216), Geiger 0-4 (.000), Lynch 15-36 (.417), McKie 44-121 (.364), Snow 11-45 (.244), Owens 9-27 (.333), Roberts 0-1 (.000), Jones 2-4 (.500), Bowen 1-2 (.500). OPPONENTS 417-1172 (.356).

## 1999-2000 GAME-BY-GAME RESULTS

DATE	W/L	PHI	OPP	TEAM	DATE	W/L	PHI	OPP	TEAM
11/02	L	76	89	at San Antonio	01/31	L	80	83	at Denver
11/04	L	80	84	at Phoenix	02/01	W	101	100	at Dallas
11/05	L	81	91	at L.A. Clippers	02/03	L	106	109	at Houston
11/08	W	117	98	Seattle	02/06	W	119	108	Sacramento
11/10	L	105	110	at Orlando	02/07	L	84	109	at Indiana
11/12	W	92	86	Chicago	02/09	W	92	90	New Jersey
11/14	W	93	90	at Toronto	02/15	L	93	95	Charlotte
11/16	W	95	73	at Washington	02/18	W	104	75	Cleveland
11/17	L	93	98	Miami	02/20	L	84	87	L.A. Lakers
11/19	L	91	97	Portland	02/23	W	94	78	L.A. Clippers
11/20	W	100	96	at New Jersey	02/25	W	97	83	at Milwaukee
11/22	L	91	94	San Antonio	02/27	L	88	89	at New York
11/24	L	93	101	Washington	02/29	W	106	87	Dallas
11/26	W	106	83	Cleveland	03/02	W	87	84	at Washington
11/27	W	82	79	at Milwaukee	03/04	W	95	84	at Chicago
11/30	W	74	70	New York	03/08	W	107	90	Vancouver
12/01	L	83	90	at Miami	03/10	L	77	82	New York
12/03	W	102	100	*at Cleveland	03/12	L	77	93	at Boston
12/04	W	77	74	Boston	03/14	W	98	97	*at Cleveland
12/06	L	77	94	Denver	03/16	L	77	92	at Miami
12/08	W	83	73	Houston	03/17	W	99	97	Utah
12/10	L	78	85	at New York	03/19	W	89	85	Orlando
12/11	L	84	106	Charlotte	03/20	W	102	96	at Charlotte
12/15	W	93	91	Toronto	03/22	W	106	93	Toronto
12/17	W	77	74	Chicago	03/24	W	117	115	*Boston
12/18	L	91	104	at Detroit	03/26	W	111	101	at Indiana
12/20	W	122	121	*Detroit	03/28	W	102	100	at Minnesota
12/23	L	94	99	at New Jersey	03/29	L	84	98	at Utah
12/26	W	92	86	at Seattle	03/31	L	88	100	at L.A. Lakers
12/27	W	100	93	at Vancouver	04/02	L	95	117	at Sacramento
12/29	W	97	94	at Golden State	04/05	W	107	86	Atlanta
12/30	L	90	108	at Portland	04/07	W	102	97	at Boston
01/03	W	124	120	*Milwaukee	04/09	L	80	92	at Orlando
01/05	W	113	92	Golden State	04/10	W	96	80	Miami
01/09	L	112	123	Minnesota	04/12	W	93	84	Washington
01/14	W	102	100	Orlando	04/14	W	104	92	at Atlanta
01/15	W	101	98	at Atlanta	04/15	W	100	94	Detroit
01/17	W	101	96	New Jersey	04/17	L	90	92	Indiana
01/19	W	107	89	Atlanta	04/18	W	93	89	at Chicago
01/20	L	100	109	at Charlotte					
01/22	W	103	97	Indiana					
01/26	L	87	93	Phoenix					
01/29	L	88	90	at Detroit					

\* denotes overtime

\*\* denotes double-overtime





# YEAR BY YEAR RESULTS

## 2000-2001 SEASON STATISTICS

RECORD: 56-26 (.683)

HOME: 29-12

AWAY: 27-14

1ST ATLANTIC DIVISION

PLAYER	G-GS	MIN	FG-FGA	PCT	FT-FTA	PCT	OFF	DEF	TOT	AST	PF-DQ	STL	TO	BLK	PTS	AVG
Iverson	71-71	2979	762-1813	.420	585-719	.814	50	223	273	325	147-0	178	237	20	2207	31.1
Ratliff	50-50	1800	228-457	.499	165-217	.760	125	288	413	58	165-3	30	126	187	621	12.4
McKie	76-33	2394	338-714	.473	149-194	.768	33	278	311	377	178-3	106	203	8	878	11.6
Mutombo	26-26	875	100-202	.495	104-137	.759	119	203	322	22	65-0	9	52	66	304	11.7
Snow	50-50	1740	182-435	.418	122-154	.792	27	139	166	369	123-1	77	124	7	491	9.8
McLeod	1-0	15	1-2	.500	0-0	---	1	1	2	0	2-0	0	1	0	2	2.0
Hill	76-75	2363	278-587	.474	172-273	.630	239	448	687	48	242-2	37	127	27	728	9.6
Lynch	82-80	2649	274-616	.445	123-171	.719	200	390	590	139	222-2	99	109	30	686	8.4
Kukoc	48-5	979	151-330	.458	52-88	.591	47	115	162	93	62-0	35	60	6	386	8.0
Geiger	35-4	542	88-224	.393	37-54	.685	50	89	139	14	73-0	12	25	8	213	6.1
Buford	47-0	573	104-241	.432	24-29	.828	16	58	74	17	68-0	17	29	6	248	5.3
Maxwell	24-6	375	42-125	.336	15-22	.682	3	34	37	29	33-0	12	18	0	120	5.0
Jones	65-0	866	122-275	.444	40-53	.755	63	126	189	32	68-0	30	39	15	304	4.7
MacCulloch	63-3	597	109-185	.589	42-66	.636	69	99	168	10	96-0	7	27	19	260	4.1
Mohammed	30-3	196	41-88	.466	14-28	.500	18	37	55	2	40-0	6	9	7	96	3.2
Ollie	51-4	764	71-165	.430	51-70	.729	13	59	72	121	70-0	25	40	1	194	3.8
Bell	5-0	30	2-7	.286	0-0	---	0	1	1	0	1-0	1	2	0	5	1.0
Sanchez	24-0	116	9-21	.429	2-2	1.000	2	12	14	36	18-0	9	3	1	20	0.8
Miller	1-0	2	0-0	---	0-0	---	0	0	0	0	0-0	0	0	0	0	0.0
<b>76ERS</b>	<b>82</b>	<b>19855</b>	<b>2902-6487</b>	<b>.447</b>	<b>1697-2277</b>	<b>.745</b>	<b>1075</b>	<b>2600</b>	<b>3675</b>	<b>1692</b>	<b>1673-11</b>	<b>690</b>	<b>1292</b>	<b>408</b>	<b>7763</b>	<b>94.7</b>
<b>OPPONENTS</b>	<b>82</b>	<b>19855</b>	<b>2871-6699</b>	<b>.429</b>	<b>1243-1660</b>	<b>.749</b>	<b>985</b>	<b>2366</b>	<b>3351</b>	<b>1771</b>	<b>1938-20</b>	<b>672</b>	<b>1261</b>	<b>458</b>	<b>7412</b>	<b>90.4</b>

3-PT FG: 76ERS 262-803 (.326), Iverson 98-306 (.320), McKie 53-170 (.312), Snow 5-19 (.263), McLeod 0-1 (.000), Hill 0-1 (.000), Lynch 15-57 (.263), Kukoc 32-78 (.410), Geiger 0-2 (.000), Buford 16-38 (.421), Maxwell 21-64 (.328), Jones 20-60 (.333), Ollie 1-3 (.333), Bell 1-3 (.333), Sanchez 0-1 (.000), OPPONENTS 427-1248 (.342).

## 2000-2001 GAME-BY-GAME RESULTS

DATE	W/L	PHI	OPP	TEAM	DATE	W/L	PHI	OPP	TEAM
10/31	W	101	72	at New York	1/28	W	86	81	at Indiana
11/1	W	104	98	Toronto	1/30	L	89	96	at Toronto
11/3	W	87	80	at Orlando	2/1	W	87	80	at New York
11/4	W	84	82	at Miami	2/2	L	117	123	**Orlando
11/8	W	103	94	Detroit	2/4	L	89	96	at New Jersey
11/9	W	84	82	at Minnesota	2/5	W	99	80	Denver
11/11	W	85	83	Boston	2/7	L	87	112	Houston
11/15	W	107	98	Cleveland	2/13	W	107	104	at Milwaukee
11/17	W	94	73	Miami	2/14	W	112	97	L.A. Lakers
11/20	W	114	90	at Boston	2/16	W	108	93	L.A. Clippers
11/22	L	73	88	at Charlotte	2/18	W	104	98	Phoenix
11/24	W	76	67	at Atlanta	2/21	W	107	91	Vancouver
11/25	L	76	96	at San Antonio	2/23	W	99	78	at Detroit
11/29	W	93	87	Washington	2/24	L	85	86	at Charlotte
12/1	W	95	74	Charlotte	2/26	L	91	98	Milwaukee
12/2	W	112	78	at Cleveland	2/28	W	79	69	Miami
12/4	L	98	105	at Denver	3/2	W	107	102	Washington
12/5	L	85	96	at L.A. Lakers	3/7	W	102	94	New Jersey
12/8	W	107	94	at Portland	3/9	W	108	103	Atlanta
12/9	W	83	79	at Vancouver	3/11	W	97	91	at Boston
12/11	L	91	96	*Minnesota	3/14	W	85	67	at Chicago
12/13	W	102	82	at Washington	3/16	L	79	100	Sacramento
12/15	L	94	112	Dallas	3/17	L	78	87	at Milwaukee
12/16	W	99	91	at Chicago	3/19	L	89	93	at Seattle
12/20	L	89	91	Utah	3/20	L	77	88	at L.A. Clippers
12/22	L	71	91	New York	3/23	L	71	84	at Phoenix
12/26	W	97	91	at Utah	3/26	W	90	78	Milwaukee
12/27	W	118	110	at Golden State	3/28	L	95	96	Orlando
12/30	W	107	104	*at Sacramento	3/30	W	102	89	Golden State
1/3	W	98	80	Atlanta	4/1	W	104	93	Indiana
1/5	W	121	89	Seattle	4/3	L	85	100	at Toronto
1/6	W	107	103	at Cleveland	4/4	W	90	84	at Detroit
1/9	W	104	87	at New Jersey	4/6	W	96	88	Cleveland
1/10	L	75	93	Portland	4/9	W	108	95	Boston
1/12	W	86	82	at Washington	4/10	L	81	83	at Miami
1/13	W	100	83	San Antonio	4/12	L	77	101	at Orlando
1/15	W	84	79	Charlotte	4/15	W	89	82	New York
1/17	W	99	88	Chicago	4/17	W	111	105	*at Indiana
1/19	W	97	86	New Jersey	4/18	L	86	92	Chicago
1/21	L	106	110	*Toronto					
1/23	W	114	98	at Dallas					
1/24	W	85	84	*at Houston					
1/26	W	105	89	Detroit					

\* denotes overtime

\*\* denotes double-overtime





# YEAR BY YEAR RESULTS

## 2001-2002 SEASON STATISTICS

RECORD: 43-39 (.524)

HOME: 22-19

AWAY: 21-20

4TH ATLANTIC DIVISION

PLAYER	G-GS	MIN	FG-FGA	PCT	FT-FTA	PCT	OFF	DEF	TOT	AST	PF-DQ	STL	TO	BLK	PTS	AVG
Iverson	60-59	2622	665-1669	.398	475-585	.812	44	225	269	331	102-0	168	237	13	1883	31.4
Coleman	58-58	2080	331-735	.450	185-227	.815	167	342	509	98	158-0	42	119	51	875	15.1
McKie	48-16	1471	220-490	.449	96-122	.787	26	166	192	179	74-0	56	93	14	587	12.2
Snow	61-61	2225	276-624	.442	183-227	.806	33	182	215	400	167-1	95	138	9	738	12.1
Harpring	81-81	2541	386-838	.461	165-222	.743	203	370	573	107	201-1	70	127	5	958	11.8
Mutombo	80-80	2907	321-641	.501	278-364	.764	254	609	863	83	242-2	29	156	190	920	11.5
Claxton	67-18	1528	181-452	.400	114-136	.838	46	114	160	198	145-1	95	95	6	480	7.2
Blount	72-21	1426	115-251	.458	29-45	.644	149	219	368	44	176-1	49	52	26	259	3.6
Bell	74-12	890	203-240	.429	36-48	.750	31	80	111	71	109-0	21	48	4	254	3.4
Bowman	3-0	29	5-7	.714	0-0	--	0	1	1	1	3-0	2	0	0	10	3.3
Cummings	58-1	501	78-187	.417	24-32	.750	14	38	52	60	53-0	18	36	5	192	3.3
Smith	11-0	110	20-42	.476	15-20	.750	6	8	14	5	19-1	4	3	2	55	5
McKey	41-1	784	52-122	.426	10-14	.714	48	79	127	45	90-0	41	22	4	119	2.9
Dalembert	34-0	177	22-50	.440	7-18	.389	25	43	68	5	30-0	6	14	13	51	1.5
Brown	17-0	67	8-21	.381	7-8	.875	2	2	4	2	11-0	1	9	1	23	1.4
James	9-0	41	5-13	.385	2-6	.333	5	2	7	1	5-0	0	3	1	12	1.3
Jones	23-2	126	8-20	.400	10-20	.500	13	23	36	3	35-0	3	11	9	26	1.1
Ruffin	15-0	169	7-26	.269	2-8	.250	23	28	51	5	23-0	5	11	8	16	1.1
Geiger	4-0	36	1-8	.125	1-2	.500	3	3	6	0	2-0	0	2	2	3	0.8
<b>76ERS</b>	<b>82</b>	<b>19730</b>	<b>2804-6436</b>	<b>.436</b>	<b>1639-2104</b>	<b>.779</b>	<b>1092</b>	<b>2534</b>	<b>3626</b>	<b>1638</b>	<b>1645-7</b>	<b>705</b>	<b>1258</b>	<b>363</b>	<b>7461</b>	<b>91.0</b>
<b>OPPONENTS</b>	<b>82</b>	<b>19730</b>	<b>2771-6500</b>	<b>.426</b>	<b>1350-1798</b>	<b>.751</b>	<b>981</b>	<b>2348</b>	<b>3329</b>	<b>1768</b>	<b>1827-19</b>	<b>654</b>	<b>1208</b>	<b>458</b>	<b>7330</b>	<b>89.4</b>

3-PT FG: 76ERS 214-799 (.299), Iverson 78-268 (.291), Coleman 28-83 (.337), McKie 51-128 (.398), Snow 3-27 (.111), Harpring 21-69 (.304), Claxton 4-33 (.121), Blount 0-1 (.000), Bell 12-44 (.273), Bowman 0-1 (.000), Cummings 12-46 (.261), Smith 0-2 (.000), McKey 5-12 (.417), Brown 0-1 (.000), OPPONENTS 438-1322 (.331).

## 2001-2002 GAME-BY-GAME RESULTS

DATE	W/L	PHI	OPP	TEAM	DATE	W/L	PHI	OPP	TEAM
10/30	L	74	83	at Minnesota	1/27	W	93	87	L.A. Lakers
11/1	L	92	99	Dallas	1/29	L	71	78	at New York
11/3	L	76	90	at Washington	1/30	W	96	91	Minnesota
11/6	L	77	87	Indiana	2/2	W	86	81	at Milwaukee
11/8	L	72	77	at Houston	2/4	L	93	100	Toronto
11/10	W	98	91	at Dallas	2/5	L	82	86	at Detroit
11/13	W	82	76	at Miami	2/7	W	100	93	at Charlotte
11/14	W	100	86	Charlotte	2/14	L	91	98	Utah
11/16	W	98	78	Atlanta	2/17	L	76	86	at Indiana
11/17	W	94	82	at New Jersey	2/18	W	110	83	Denver
11/21	W	94	89	Detroit	2/20	W	114	107	Golden State
11/23	W	79	68	Cleveland	2/23	L	87	105	at Orlando
11/25	L	88	107	at Toronto	2/25	L	83	88	Portland
11/28	L	87	94	Washington	2/27	W	82	72	Miami
12/1	W	93	76	at Chicago	3/1	W	110	102	New Jersey
12/2	L	87	93	Memphis	3/3	W	96	84	at Toronto
12/4	L	84	94	at Sacramento	3/4	L	94	100	Boston
12/5	L	87	93	at Golden State	3/6	W	85	76	Cleveland
12/7	L	76	86	at San Antonio	3/8	W	109	100	Indiana
12/8	L	83	92	at Memphis	3/9	W	112	91	at Atlanta
12/11	L	87	89	at Atlanta	3/12	W	104	96	at New York
12/14	L	80	96	Milwaukee	3/13	L	88	92	Sacramento
12/15	W	94	91	at Cleveland	3/17	L	103	105	Orlando
12/17	W	99	83	Boston	3/19	W	91	79	at Miami
12/19	L	85	94	Charlotte	3/20	L	77	82	Miami
12/21	W	94	83	Atlanta	3/22	W	96	91	at Boston
12/25	L	82	88	at L.A. Lakers	3/24	W	90	82	New York
12/26	W	100	86	at L.A. Clipper	3/27	L	80	88	New Jersey
12/28	L	90	93	at Denver	3/28	W	99	79	at Chicago
12/29	L	81	89	at Utah	3/30	L	92	102	at New Jersey
1/2	W	102	81	at Phoenix	3/31	L	70	72	Toronto
1/4	W	87	77	at Seattle	4/3	W	89	83	*Phoenix
1/5	L	88	96	at Portland	4/5	L	88	92	Detroit
1/7	W	116	92	L.A. Clippers	4/7	W	89	87	Milwaukee
1/9	L	91	102	Orlando	4/9	W	92	90	at Milwaukee
1/11	W	101	84	San Antonio	4/10	L	77	90	at Washington
1/15	W	112	106	*Houston	4/12	W	100	91	Washington
1/17	W	93	88	at Charlotte	4/14	W	95	89	at Orlando
1/19	W	97	89	New York	4/15	L	96	98	Chicago
1/21	L	98	109	Seattle	4/17	L	80	103	at Indiana
1/22	W	91	84	at Washington					
1/25	W	106	90	at Boston					

\* denotes overtime



# YEAR BY YEAR RESULTS

## 2002-2003 SEASON STATISTICS

**RECORD: 48-34 (.585)****HOME: 25-16****AWAY: 23-18****4TH ATLANTIC DIVISION**

PLAYER	G-GS	MIN	FG-FGA	PCT	FT-FTA	PCT	OFF	DEF	TOT	AST	PF-DQ	STL	TO	BLK	PTS	AVG
Iverson	82-82	3485	804-1940	.414	570-736	.774	68	276	344	454	149-2	225	286	13	2262	27.6
Van Horn	74-73	2337	459-952	.482	193-240	.804	159	365	524	93	251-7	63	150	30	1176	15.9
Snow	82-82	3108	361-799	.452	325-379	.858	71	230	301	544	235-2	133	194	11	1054	12.9
Thomas	46-28	1392	178-369	.482	114-152	.750	140	252	392	73	120-2	46	76	22	470	10.2
Coleman	64-35	1742	223-498	.448	134-171	.784	151	299	450	87	171-2	53	96	69	602	9.4
McKie	80-40	2374	286-666	.429	112-134	.836	61	289	350	278	177-2	131	109	9	721	9.0
MacCulloch	42-35	812	123-238	.517	53-79	.671	66	130	196	20	107-0	19	35	32	299	7.1
Buckner	75-5	1514	185-398	.465	65-81	.802	72	144	216	96	203-0	72	62	16	450	6.0
Skinner	77-9	1381	182-331	.550	97-161	.602	136	230	366	19	176-1	47	62	53	461	6.0
Hill	24-18	496	44-109	.404	21-35	.600	56	68	124	9	68-0	15	16	7	109	4.5
Williams	21-2	276	34-80	.425	24-32	.750	12	33	45	26	33-0	12	17	5	92	4.4
Satterfield	17-0	82	4-18	.222	1-2	.500	4	4	8	15	6-0	2	7	0	9	0.5
Long	19-0	131	19-50	.380	1-5	.200	13	27	40	2	22-0	2	9	8	40	2.1
Salmons	64-1	504	48-116	.414	26-35	.743	16	43	59	47	53-1	17	29	6	132	2.1
Rentzias	35-0	144	20-59	.339	8-9	.889	10	16	26	7	21-0	6	4	2	52	1.5
Bryant	11-0	77	5-17	.294	2-2	1.000	7	9	16	1	12-0	1	5	1	12	1.1
<b>76ERS</b>	<b>82</b>	<b>19855</b>	<b>2975-6640</b>	<b>.448</b>	<b>1746-2253</b>	<b>.775</b>	<b>1042</b>	<b>2415</b>	<b>3457</b>	<b>1771</b>	<b>1804-19</b>	<b>844</b>	<b>1212</b>	<b>284</b>	<b>7941</b>	<b>96.8</b>
<b>OPPONENTS</b>	<b>82</b>	<b>19855</b>	<b>2876-6363</b>	<b>.452</b>	<b>1547-2035</b>	<b>.760</b>	<b>908</b>	<b>2400</b>	<b>3308</b>	<b>1809</b>	<b>1885-20</b>	<b>639</b>	<b>1405</b>	<b>521</b>	<b>7752</b>	<b>94.5</b>

3-PT FG: 76ERS 245-787 (.311), Iverson 84-303 (.277), Van Horn 65-176 (.369), Snow 7-32 (.219), Coleman 22-67 (.328), McKie 37-112 (.330), Buckner 15-55 (.273), Williams 0-2 (.000), Long 1-1 (1.000), Salmons 10-31 (.323), Rentzias 4-8 (.500). OPPONENTS 453-1278 (.354).

## 2002-2003 GAME-BY-GAME RESULTS

DATE	W/L	PHI	OPP	TEAM	DATE	W/L	PHI	OPP	TEAM
10/29	L	88	95	at Orlando	01/25	W	97	91	at Miami
10/30	W	95	93	Milwaukee	01/28	W	108	81	at Milwaukee
11/01	W	98	86	New York	01/29	L	83	97	Atlanta
11/06	W	101	99	*L.A. Clippers	01/31	W	104	99	Miami
11/08	W	108	84	Cleveland	02/02	L	91	99	at Minnesota
11/09	L	105	110	*at Milwaukee	02/05	L	85	111	New Jersey
11/13	L	81	91	at Boston	02/12	W	119	111	*Chicago
11/14	W	99	94	San Antonio	02/14	W	99	98	Orlando
11/16	W	93	92	at New York	02/16	W	90	83	at New Jersey
11/17	W	100	84	Washington	02/19	W	110	82	at Chicago
11/19	L	98	99	at New Orleans	02/21	W	119	99	at Cleveland
11/20	W	95	88	at Memphis	02/23	W	116	103	Cleveland
11/22	W	90	80	Toronto	02/26	W	111	107	Memphis
11/24	W	94	84	at Toronto	02/28	W	104	83	Utah
11/25	W	108	87	New Orleans	03/02	W	100	94	at Denver
11/27	W	83	74	Miami	03/03	L	99	107	at Sacramento
11/29	W	106	99	at Cleveland	03/06	W	88	60	at Portland
11/30	W	95	94	at Washington	03/07	W	108	99	at Seattle
12/04	W	99	93	Boston	03/09	L	92	106	at L.A. Lakers
12/06	L	93	98	at San Antonio	03/12	W	96	93	Indiana
12/07	L	72	97	at Houston	03/14	W	90	79	Portland
12/11	L	88	92	Seattle	03/16	W	92	87	at New Jersey
12/13	L	91	99	Phoenix	03/18	W	103	83	at Miami
12/15	L	97	107	at Indiana	03/20	L	85	113	at Detroit
12/16	W	93	71	Denver	03/21	L	105	114	Atlanta
12/18	W	99	94	Minnesota	03/23	W	112	95	at Toronto
12/20	W	107	104	*L.A. Lakers	03/26	W	91	85	at Indiana
12/21	L	77	79	at Atlanta	03/28	L	98	102	Golden State
12/28	L	69	98	at Utah	03/29	W	110	89	at Atlanta
12/30	L	98	104	at Golden State	03/31	W	118	113	*at Orlando
12/31	W	83	75	at L.A. Clippers	04/02	W	108	101	Chicago
01/02	L	78	96	at Phoenix	04/04	L	79	88	Houston
01/04	L	83	102	at Dallas	04/06	L	81	97	Sacramento
01/06	L	104	105	*Indiana	04/08	W	91	74	Detroit
01/08	L	94	103	*Detroit	04/10	W	99	78	at Boston
01/10	L	112	114	New York	04/11	L	103	108	at New York
01/12	L	105	107	Orlando	04/13	L	89	94	New Orleans
01/15	W	108	107	New Jersey	04/15	L	106	115	at Chicago
01/17	L	95	99	Milwaukee	04/16	W	107	87	Washington
01/18	W	88	80	at Washington					
01/20	L	99	100	Boston					
01/22	W	92	83	at Detroit					
01/23	L	94	107	Dallas					

\* denotes overtime





# YEAR BY YEAR RESULTS

## 2003-2004 SEASON STATISTICS

RECORD: 33-49 (.402)

HOME: 21-20

AWAY: 12-29

5TH ATLANTIC DIVISION

PLAYER	G-GS	MIN	FG-FGA	PCT	FT-FTA	PCT	OFF	DEF	TOT	AST	PF-DQ	STL	TO	BLK	PTS	AVG
Iverson	48-47	2040	435-1125	.387	339-455	.745	34	144	178	324	87-0	115	209	5	1266	26.4
Robinson	42-42	1336	275-614	.448	114-137	.832	46	143	189	57	96-1	42	106	9	698	16.6
Thomas	74-72	2699	381-813	.469	243-323	.752	261	489	750	111	219-2	82	172	33	1006	13.6
Snow	82-82	2966	295-715	.413	252-316	.797	62	219	281	563	213-1	97	187	6	844	10.3
Jackson	22-13	598	71-171	.415	64-81	.790	45	81	126	18	45-0	12	24	6	206	9.4
McKie	75-41	2112	265-577	.459	84-111	.757	45	208	253	195	142-1	85	103	23	689	9.2
Coleman	34-30	843	107-259	.413	49-65	.754	45	147	192	46	79-0	23	57	26	271	8.0
Dalembert	82-53	2198	270-499	.541	112-174	.644	194	432	626	21	273-4	44	86	189	652	8.0
Green	53-0	767	143-357	.401	59-81	.728	16	49	65	53	83-0	26	59	5	364	6.9
Salmons	77-24	1603	161-416	.387	71-92	.772	38	158	196	134	122-0	62	77	16	443	5.8
Korver	74-0	882	115-327	.352	19-24	.792	30	81	111	40	102-2	25	41	8	330	4.5
Hamilton	45-0	472	51-95	.537	67-96	.698	49	97	146	13	74-0	8	27	8	169	3.8
Buckner	53-3	703	66-175	.377	20-27	.741	28	75	103	45	77-0	21	34	4	164	3.1
McCaskill	59-3	636	47-117	.402	19-27	.704	48	85	133	20	89-0	12	25	20	113	1.9
<b>76ERS</b>	<b>82</b>	<b>19855</b>	<b>2682-6260</b>	<b>.428</b>	<b>1512-2009</b>	<b>.753</b>	<b>941</b>	<b>2408</b>	<b>3349</b>	<b>1640</b>	<b>1701-11</b>	<b>654</b>	<b>1307</b>	<b>358</b>	<b>7215</b>	<b>88.0</b>
<b>OPPONENTS</b>	<b>82</b>	<b>19855</b>	<b>2751-6369</b>	<b>.432</b>	<b>1474-1982</b>	<b>.744</b>	<b>996</b>	<b>2398</b>	<b>3394</b>	<b>1747</b>	<b>1757-21</b>	<b>678</b>	<b>1245</b>	<b>463</b>	<b>7419</b>	<b>90.5</b>

3-PT FG: 76ERS 339-992 (.342), Iverson 57-199 (.286), Robinson 34-100 (.340), Thomas 1-5 (.200), Snow 2-18 (.111), Jackson 0-1 (.000), McKie 75-172 (.436), Coleman 8-36 (.222), Dalembert 0-1 (.000), Green 19-61 (.311), Salmons 50-147 (.340), Korver 81-207 (.391), Buckner 12-44 (.273), McCaskill 0-1 (.000).  
OPPONENTS 443-1329 (.333).

## 2003-2004 GAME-BY-GAME RESULTS

DATE	W/L	PHI	OPP	TEAM	DATE	W/L	PHI	OPP	TEAM
10/28	W	89	74	Miami	01/24	L	87	95	at Cleveland
10/31	L	89	100	at Sacramento	01/27	L	76	94	New Jersey
11/01	L	90	104	at Golden State	01/28	L	84	94	at Toronto
11/03	W	94	83	at Portland	01/30	W	85	82	New Orleans
11/05	L	99	106	*New Orleans	02/01	L	101	106	at Minnesota
11/07	W	106	85	at Chicago	01/23	L	80	93	Toronto
11/09	L	74	85	Indiana	02/05	W	96	73	L.A. Lakers
11/11	W	112	105	at Washington	02/07	L	80	110	Boston
11/14	W	100	96	San Antonio	02/08	L	87	99	at New Jersey
11/15	L	88	91	*at Cleveland	02/11	W	113	88	Washington
11/17	L	66	74	Houston	02/17	L	85	106	at Denver
11/19	W	81	75	at Toronto	02/19	W	112	101	at Seattle
11/21	W	87	85	Boston	02/20	L	88	116	at L.A. Lakers
11/22	L	88	99	at New York	02/23	L	66	76	Detroit
11/25	L	91	95	at Milwaukee	02/24	L	75	86	at Atlanta
11/26	W	90	86	Detroit	02/28	L	74	81	at Indiana
11/28	L	77	90	at Indiana	02/29	W	81	74	Minnesota
11/29	W	98	86	Atlanta	03/03	L	77	88	at New York
12/02	L	88	95	Toronto	03/04	L	105	114	Sacramento
12/04	W	83	82	Chicago	03/06	W	97	88	Chiago
12/05	W	93	90	at Miami	03/08	W	97	92	Milwaukee
12/09	W	78	76	at Detroit	03/09	W	89	81	at Chicago
12/12	L	77	86	Denver	03/12	W	99	94	*New York
12/14	L	86	94	Utah	03/14	L	69	85	at Detroit
12/17	W	87	76	Miami	03/16	L	79	82	at Memphis
12/19	L	81	88	Indiana	03/17	L	80	104	at New Orleans
12/21	L	84	87	at Boston	03/20	L	69	101	at Miami
12/22	W	95	73	Orlando	03/22	W	107	98	Dallas
12/26	L	98	101	at L.A. Clippers	03/24	W	99	94	Phoenix
12/28	L	92	100	at Phoenix	03/26	W	86	71	Cleveland
12/29	L	97	106	at Utah	03/28	L	65	89	at Boston
12/31	L	72	80	at Houston	03/30	W	95	71	Golden State
01/03	W	83	77	at San Antonio	04/01	L	82	88	Portland
01/05	L	76	88	Milwaukee	04/03	L	75	86	New York
01/07	W	100	80	L.A. Clippers	04/06	W	103	100	*at Atlanta
01/09	W	97	81	New Jersey	04/09	L	80	83	Washington
01/10	L	87	94	at Washington	04/11	L	75	89	at New Jersey
01/12	W	87	82	at Orlando	04/12	L	93	107	Indiana
01/14	L	122	125	**at Dallas	04/14	L	89	95	at Orlando
01/17	L	87	91	Memphis					
01/19	L	81	90	Seattle					
01/21	W	92	86	at New Orleans					
01/23	L	93	98	Orlando					

\* denotes overtime  
\*\* denotes double-overtime



# YEAR BY YEAR RESULTS

## 2004-2005 SEASON STATISTICS

**RECORD: 43-39 (.524)**
**HOME: 25-16**
**AWAY: 18-23**
**2ND ATLANTIC DIVISION**

PLAYER	G-GS	MIN	FG-FGA	PCT	FT-FTA	PCT	OFF	DEF	TOT	AST	PF-DQ	STL	TO	BLK	PTS	AVG
Iverson	75-75	3174	771-1818	.424	656-786	.835	51	248	299	596	140-1	180	344	9	2302	30.7
Webber	21-21	702	143-366	.391	38-49	.776	36	129	165	66	70-3	26	49	19	328	15.6
Jackson	81-23	1976	340-731	.465	289-349	.828	184	222	406	81	171-0	32	131	18	969	12.0
Korver	82-57	2667	317-759	.418	82-96	.854	40	339	379	182	265-2	103	106	33	942	11.5
Thomas	47-43	1344	217-476	.456	95-119	.798	106	202	308	77	151-3	40	83	6	530	11.3
Williamson	48-5	1056	194-417	.465	130-165	.788	73	105	178	43	144-1	26	60	12	518	10.8
Iguodala	82-82	2686	269-546	.493	156-210	.743	89	375	464	246	204-2	138	139	48	741	9.0
Dalembert	72-60	1785	250-477	.524	89-148	.601	187	355	542	35	241-4	46	114	121	589	8.2
Green	57-21	1066	155-423	.366	97-125	.776	22	111	133	100	121-0	34	75	6	437	7.7
Rogers	28-7	485	63-161	.391	20-28	.714	33	71	104	26	69-0	22	20	8	169	6.0
Salmons	58-8	993	85-210	.405	35-48	.729	12	109	121	114	92-1	40	51	13	236	4.1
Davis	42-5	328	42-111	.378	14-17	.824	29	50	79	12	45-0	8	15	4	117	2.8
McKie	68-3	1118	61-142	.430	10-16	.625	20	152	172	103	116-2	48	31	17	152	2.2
Skinner	24-0	246	22-57	.386	5-17	.294	23	39	62	5	29-0	5	13	6	49	2.0
Bradley	2-0	16	4-5	.800	1-2	.500	0	3	3	1	0-0	0	1	0	9	4.5
Brown	8-0	55	2-6	.333	8-10	.800	1	10	11	4	4-0	3	5	1	12	1.5
Ollie	26-0	158	11-31	.355	6-9	.667	3	16	19	19	16-0	5	6	0	28	1.1
Barnes																
DID NOT APPEAR IN ANY GAMES																
<b>76ERS</b>	<b>82</b>	<b>19855</b>	<b>2946-6736</b>	<b>.437</b>	<b>1731-2194</b>	<b>.789</b>	<b>909</b>	<b>2536</b>	<b>3445</b>	<b>1710</b>	<b>1878-19</b>	<b>756</b>	<b>1274</b>	<b>321</b>	<b>8128</b>	<b>99.1</b>
<b>OPPONENTS</b>	<b>82</b>	<b>19855</b>	<b>2930-6618</b>	<b>.443</b>	<b>1764-2299</b>	<b>.767</b>	<b>952</b>	<b>2663</b>	<b>3615</b>	<b>1878</b>	<b>1929-15</b>	<b>681</b>	<b>1394</b>	<b>383</b>	<b>8189</b>	<b>99.9</b>

3-PT FG: 76ERS 505-1453 (.348), Iverson 104-338 (.308), Webber 4-15 (.267), Jackson 0-2 (.000), Korver 226-558 (.405), Thomas 1-4 (.250), Williamson 0-2 (.000), Iguodala 47-142 (.331), Green 30-105 (.286), Rogers 23-76 (.303), Salmons 31-91 (.341), Davis 19-53 (.358), McKie 20-62 (.323), Skinner 0-1 (.000), Bradley 0-1 (.000), Brown 0-3 (.000). OPPONENTS 555-1560 (.362).

## 2006-2007 GAME-BY-GAME RESULTS

DATE	W/L	PHI	OPP	TEAM	DATE	W/L	PHI	OPP	TEAM
11/03	W	98	95	at Boston	01/31	W	89	88	Indiana
11/05	L	98	108	Phoenix	02/02	L	95	118	Houston
11/06	L	91	99	at Detroit	02/04	W	103	85	Atlanta
11/09	L	88	96	at New York	02/06	W	106	104	L.A. Clippers
11/10	W	108	100	*New Jersey	02/07	L	97	107	*at New Jersey
11/12	W	106	104	*Indiana	02/09	L	95	98	Memphis
11/14	W	96	87	Orlando	02/11	W	106	91	at Toronto
11/16	L	95	103	Seattle	02/12	W	112	99	Orlando
11/18	L	80	88	San Antonio	02/14	W	106	105	New York
11/21	L	83	93	at Miami	02/16	L	75	93	Detroit
11/24	W	110	97	Boston	02/24	L	101	113	at New York
11/26	W	116	114	*Washington	02/26	L	99	101	Sacramento
11/27	L	99	105	at Orlando	03/01	W	118	111	at Milwaukee
12/01	L	72	105	at San Antonio	03/02	L	93	99	New Jersey
12/03	L	86	94	at Memphis	03/04	W	98	89	Cleveland
12/04	L	76	77	at Houston	03/05	W	89	97	at Atlanta
12/06	L	92	96	at Atlanta	03/07	L	100	108	at Miami
12/08	L	84	119	Minnesota	03/08	L	85	104	Golden State
12/10	W	93	88	at Chicago	03/11	W	112	80	Charlotte
12/12	W	107	101	Milwaukee	03/13	L	110	128	at Toronto
12/14	W	110	102	Denver	03/15	W	108	91	L.A. Lakers
12/17	L	107	113	*New York	03/18	W	93	81	at Cleveland
12/18	W	116	97	at Milwaukee	03/19	L	88	94	Chicago
12/20	L	101	103	Utah	03/23	W	107	84	Detroit
12/22	W	102	90	at Indiana	03/25	W	103	101	Toronto
12/27	W	111	104	at Portland	03/27	W	96	89	at L.A. Lakers
12/28	W	114	107	at Seattle	03/28	L	109	118	at Sacramento
12/31	L	92	97	at Denver	03/30	L	87	116	at Phoenix
01/02	L	83	89	at L.A. Clippers	04/01	L	83	100	Dallas
01/03	W	112	104	at Golden State	04/03	W	97	93	at Boston
01/05	W	106	99	at Utah	04/06	W	106	103	Charlotte
01/07	L	84	89	at Minnesota	04/08	W	103	98	Cleveland
01/10	L	100	109	Portland	04/09	W	112	106	at Washington
01/12	L	78	110	at Chicago	04/12	L	98	105	Boston
01/14	W	106	96	Toronto	04/14	W	126	119	*Miami
01/15	L	95	99	at Detroit	04/15	W	90	86	at Indiana
01/17	W	95	91	New Orleans	04/17	L	83	104	at New Jersey
01/19	W	107	105	at Charlotte	04/18	W	122	106	Milwaukee
01/22	L	111	115	at Orlando	04/20	W	110	86	Atlanta
01/24	W	106	98	Miami					
01/26	L	107	117	at Washington					
01/28	L	95	99	*at New Orleans					
01/29	W	93	89	at Dallas					

\* denotes overtime





# YEAR BY YEAR RESULTS

## 2005-2006 SEASON STATISTICS

RECORD: 38-44 (.463)

HOME: 23-18

AWAY: 15-26

2ND ATLANTIC DIVISION

PLAYER	G-GS	MIN	FG-FGA	PCT	FT-FTA	PCT	OFF	DEF	TOT	AST	PF-DQ	STL	TO	BLK	PTS	AVG
Iverson	72-72	3103	815-1822	.447	675-829	.814	44	188	232	532	121-0	140	248	10	2377	33.0
Webber	75-75	2893	617-1422	.434	263-348	.756	184	557	741	256	219-1	103	182	62	1518	20.2
Igoudala	82-82	3086	344-688	.500	263-349	.754	117	364	481	255	198-4	135	153	21	1007	12.3
Korver	82-43	2563	327-761	.430	101-119	.849	27	243	270	163	224-1	65	98	26	939	11.5
Salmons	82-24	2059	219-521	.420	155-200	.775	48	172	220	223	178-0	73	125	13	619	7.5
Dalembert	66-52	1761	196-369	.531	93-132	.705	159	382	541	25	244-9	34	107	160	485	7.3
Green	10-2	153	28-66	.424	4-5	.800	1	14	15	5	13-0	2	12	0	70	7.0
Hunter	69-35	1312	175-291	.601	71-138	.514	110	161	271	17	120-0	12	64	76	421	6.1
Nailon	22-0	237	40-80	.500	13-15	.867	23	19	42	7	32-0	8	10	4	93	4.2
Barnes	50-0	538	59-110	.536	29-43	.674	41	56	97	22	92-2	16	24	7	149	3.0
Ollie	70-23	1069	75-174	.431	41-49	.837	13	85	98	101	103-1	33	29	3	192	2.7
Randolph	57-1	487	44-97	.454	43-71	.606	55	78	133	19	83-0	19	21	12	131	2.3
Hamilton	1-0	3	0-1	.000	1-2	.500	0	0	0	0	1-0	1	0	0	1	1.0
Williams	30-0	145	23-52	.442	8-13	.615	3	16	19	10	13-0	5	13	0	56	1.9
Thomas	15-0	124	7-13	.538	8-14	.571	8	23	31	1	32-0	0	7	3	22	1.5
Bradley	46-1	367	32-79	.405	2-3	.667	40	67	107	17	39-0	5	19	7	67	1.5
Gai	2-0	5	0-0	---	0-0	---	0	0	0	0	0-0	0	0	0	0	0.0
<b>76ERS</b>	<b>82</b>	<b>19905</b>	<b>3001-6546</b>	<b>.458</b>	<b>1770-2330</b>	<b>.760</b>	<b>873</b>	<b>2425</b>	<b>3298</b>	<b>1653</b>	<b>1712-18</b>	<b>651</b>	<b>1159</b>	<b>404</b>	<b>8147</b>	<b>99.4</b>
<b>OPPONENTS</b>	<b>82</b>	<b>19905</b>	<b>3100-6699</b>	<b>.463</b>	<b>1609-2111</b>	<b>.762</b>	<b>974</b>	<b>2533</b>	<b>3507</b>	<b>1882</b>	<b>1898-23</b>	<b>630</b>	<b>1269</b>	<b>386</b>	<b>8307</b>	<b>101.3</b>

3-PT FG: 76ERS 375-1031 (.364), Iverson 72-223 (.323), Webber 21-77 (.273), Igoudala 56-158 (.354), Korver 184-438 (.420), Salmons 26-87 (.299), Dalembert 0-1 (.000), Green 10-19 (.526), Barnes 2-11 (.182), Ollie 1-3 (.333), Williams 2-9 (.222), Bradley 1-5 (.200), OPPONENTS: 498-1420 (.351).

## 2005-2006 GAME-BY-GAME RESULTS

DATE	W/L	PHI	OPP	TEAM	DATE	W/L	PHI	OPP	TEAM
11/01	L	108	117	*Milwaukee	01/29	W	89	81	at Orlando
11/02	L	88	108	at Detroit	01/31	L	99	123	Phoenix
11/04	L	93	110	Charlotte	02/03	L	80	87	Detroit
11/05	W	111	109	at Indiana	02/04	W	100	95	at Cleveland
11/09	W	112	97	Dallas	02/06	L	81	87	Houston
11/11	W	85	81	L.A. Lakers	02/08	L	92	100	at Charlotte
11/13	W	113	108	L.A. Clippers	02/12	L	97	107	at Washington
11/15	W	104	92	Toronto	02/15	W	103	100	*San Antonio
11/16	W	121	115	at Toronto	02/16	L	84	117	at Chicago
11/18	L	96	106	at Miami	02/22	W	116	107	Cleveland
11/19	L	120	123	Cleveland	02/24	W	116	111	at Milwaukee
11/21	W	103	91	NO/Okla City	02/25	W	108	102	Chicago
11/23	L	97	108	at Milwaukee	02/27	L	92	104	at Dallas
11/26	L	102	105	*at New York	03/01	W	106	101	at Houston
11/29	W	107	83	Portland	03/03	W	119	113	Washington
11/30	L	103	110	at Boston	03/05	L	93	94	Indiana
12/02	L	86	88	at NO/Okla. City	03/08	L	101	104	at Boston
12/03	L	91	100	at San Antonio	03/09	L	93	97	Denver
12/07	L	85	88	Milwaukee	03/12	W	94	91	at Memphis
12/09	W	119	115	Charlotte	03/14	L	97	111	Toronto
12/10	W	107	95	at New Jersey	03/16	L	98	102	at Seattle
12/12	W	90	89	*Minnesota	03/17	L	89	99	at L.A. Clippers
12/14	W	106	101	Atlanta	03/19	L	89	98	at Golden State
12/16	L	105	112	Miami	03/22	W	115	106	Atlanta
12/18	W	107	80	at Toronto	03/24	L	86	102	Orlando
12/21	W	111	100	Golden State	03/26	L	79	92	at Indiana
12/23	L	108	111	at Atlanta	03/29	L	91	101	Detroit
12/27	W	108	106	at Denver	03/31	W	117	112	at New York
12/28	L	91	95	at Portland	04/02	W	114	95	New York
12/31	L	102	108	at Utah	04/04	L	91	124	at Cleveland
01/03	W	111	98	at Sacramento	04/05	L	92	99	Chicago
01/04	L	85	105	at Phoenix	04/07	L	99	109	Boston
01/06	L	93	119	at L.A. Lakers	04/08	W	89	75	at Chicago
01/09	W	107	98	Seattle	04/10	W	105	97	Washington
01/11	L	102	110	Utah	04/12	W	116	96	at New Jersey
01/13	W	125	124	***Boston	04/14	L	85	104	at Miami
01/16	L	76	104	at Washington	04/15	L	97	102	at Orlando
01/18	L	90	101	New Jersey	04/18	W	91	88	New Jersey
01/20	W	89	86	*Memphis	04/19	L	86	96	at Charlotte
01/22	W	86	84	at Minnesota					
01/24	W	109	103	Sacramento					
01/26	L	115	119	*Orlando					
01/28	W	91	76	New York					

\* denotes overtime

\*\* denotes double-overtime





# YEAR BY YEAR RESULTS

## 2006-2007 SEASON STATISTICS

**RECORD: 35-47 (.427)****HOME: 21-20****AWAY: 14-27****3RD ATLANTIC DIVISION**

PLAYER	G-GS	MIN	FG-FGA	PCT	FT-FTA	PCT	OFF	DEF	TOT	AST	PF-DQ	STL	TO	BLK	PTS	AVG
Iverson	15-15	640	151-366	.413	154-174	.885	7	34	41	109	21-0	33	66	1	468	31.2
Igoudala	76-76	3062	443-991	.447	452-551	.820	77	357	434	432	200-0	152	261	33	1386	18.2
Korver	74-1	2288	372-845	.440	191-209	.914	30	229	259	105	188-1	57	117	20	1067	14.4
Miller	57-56	2144	307-661	.464	160-198	.808	72	176	248	416	126-0	73	152	6	775	13.6
Green	74-36	1842	357-868	.411	74-111	.667	42	116	158	112	144-1	56	106	4	839	11.3
Webber	18-18	544	89-230	.387	18-28	.643	37	112	149	61	36-0	18	33	15	198	11.0
Dalembert	82-82	2535	356-658	.541	167-224	.746	239	494	733	64	287-9	47	161	159	879	10.7
J. Smith	54-11	1355	191-429	.445	115-136	.846	107	253	360	46	125-1	31	63	20	497	9.2
Carney	67-35	1169	182-392	.464	53-87	.609	39	89	128	26	118-0	38	43	23	442	6.6
Hunter	70-41	1605	188-326	.577	74-151	.490	114	221	335	26	137-1	13	65	76	450	6.4
Randolph	13-6	179	23-48	.479	12-22	.545	19	35	54	4	23-0	7	9	10	58	4.5
Williams	61-0	688	93-211	.441	64-92	.696	17	53	70	110	42-0	22	46	1	262	4.3
Ollie	53-23	919	81-187	.433	37-45	.822	8	66	74	130	76-0	21	47	1	199	3.8
Henderson	38-5	418	43-67	.642	33-47	.702	48	59	107	10	62-1	9	12	12	119	3.1
Jones	44-5	336	43-93	.462	23-41	.561	22	35	57	16	59-0	11	18	1	110	2.5
Amundson	10-0	87	6-15	.400	4-10	.400	13	15	28	1	15-0	1	5	8	16	1.6
McFarlin	11-0	41	5-13	.385	5-7	.714	7	4	11	1	8-0	0	1	0	15	1.4
S. Smith	8-0	28	2-8	.250	1-2	.500	1	5	6	0	4-0	1	2	0	5	0.6
<b>76ERS</b>	<b>82</b>	<b>19880</b>	<b>2932-6408</b>	<b>.458</b>	<b>1637-2135</b>	<b>.767</b>	<b>899</b>	<b>2353</b>	<b>3252</b>	<b>1669</b>	<b>1671-14</b>	<b>590</b>	<b>1258</b>	<b>390</b>	<b>7785</b>	<b>94.9</b>
<b>OPPONENTS</b>	<b>82</b>	<b>19880</b>	<b>3039-6570</b>	<b>.463</b>	<b>1452-1926</b>	<b>.754</b>	<b>969</b>	<b>2404</b>	<b>3373</b>	<b>1825</b>	<b>1801-6</b>	<b>606</b>	<b>1280</b>	<b>320</b>	<b>8033</b>	<b>98.0</b>

3-PT FG: 76ERS 284-823 (.345), Iverson 12-53 (.226), Igoudala 48-155 (.310), Korver 132-307 (.430), Miller 1-19 (.053), Green 51-157 (.325), Webber 2-5 (.400), Dalembert 0-2 (.000), Smith 0-4 (.000), Carney 25-72 (.347), Williams 12-37 (.324), Ollie 0-2 (.000), Jones 1-9 (.111), McFarlin 0-1 (.000). OPPONENTS: 503-1424 (.353).

## 2006-2007 GAME-BY-GAME RESULTS

DATE	W/L	PHI	OPP	TEAM	DATE	W/L	PHI	OPP	TEAM
11/01	W	88	75	Atlanta	01/26	L	97	105	Cleveland
11/03	W	105	103	at Orlando	01/27	W	104	89	at Atlanta
11/05	W	107	98	Miami	01/29	L	84	105	at Houston
11/07	L	86	97	at Indiana	01/31	W	89	78	at N.O./Okla. City
11/08	L	104	106	at Toronto	02/02	L	101	102	Golden State
11/10	L	101	108	vs. Denver	02/05	W	100	98	*New Jersey
11/15	W	96	90	at Seattle	02/07	W	92	83	Charlotte
11/17	L	94	106	at Phoenix	02/09	L	89	90	L.A. Clippers
11/18	L	97	103	*at L.A. Clippers	02/11	L	89	106	Dallas
11/21	L	87	97	Detroit	02/14	L	85	92	Washington
11/22	L	94	98	at Milwaukee	02/21	W	104	84	New York
11/24	W	123	108	Chicago	02/23	L	87	102	at Charlotte
11/25	L	95	108	at Cleveland	02/24	L	90	109	at Milwaukee
11/27	L	91	103	at Miami	02/26	W	89	82	Sacramento
12/02	L	107	112	at New Jersey	02/28	W	99	94	Phoenix
12/03	L	84	95	Minnesota	03/02	W	117	112	*Memphis
12/06	L	94	121	at Chicago	03/04	W	99	86	New Jersey
12/08	L	98	113	Washington	03/07	W	92	89	Seattle
12/09	L	84	86	at Orlando	03/09	W	108	92	L.A. Lakers
12/11	L	79	81	Portland	03/10	W	100	96	at Indiana
12/13	L	81	101	Boston	03/13	L	92	104	at Atlanta
12/15	L	79	93	at Dallas	03/14	L	87	88	Chicago
12/16	L	98	103	at San Antonio	03/16	W	89	88	Utah
12/20	L	93	101	Indiana	03/18	L	74	124	Houston
12/22	W	98	93	at Boston	03/20	L	75	96	at Detroit
12/23	W	98	77	New York	03/23	W	106	97	Charlotte
12/26	L	97	116	at Golden State	03/24	W	93	85	at Miami
12/27	L	76	101	at Sacramento	03/28	L	108	111	at Washington
12/29	W	98	95	at Portland	03/30	W	88	82	Boston
12/31	L	94	104	at L.A. Lakers	03/31	L	82	86	at New Jersey
01/02	W	108	97	at Denver	04/04	W	92	90	at New York
01/03	L	87	98	at Utah	04/06	L	85	94	Toronto
01/05	L	102	104	*at Minnesota	04/08	W	109	104	*Atlanta
01/09	L	89	98	Detroit	04/10	W	90	86	Indiana
01/10	L	99	106	at New York	04/11	W	102	94	at Boston
01/12	W	110	97	Milwaukee	04/14	L	87	104	Orlando
01/13	L	83	89	at Charlotte	04/15	W	102	91	at Detroit
01/15	L	86	104	Toronto	04/17	L	92	98	Cleveland
01/17	L	102	118	at Memphis	04/18	W	122	119	at Toronto
01/19	W	98	95	*Miami					
01/21	L	85	99	San Antonio					
01/23	W	102	96	N.O./Okla. City					
01/24	W	118	115	**at Cleveland					

\* denotes overtime

\*\* denotes double-overtime





# YEAR BY YEAR RESULTS

## 2007-2008 SEASON STATISTICS

**RECORD: 40-42 (.488)****HOME: 22-19****AWAY: 18-23****3RD ATLANTIC DIVISION**

PLAYER	G-GS	MIN	FG-FGA	PCT	FT-FTA	PCT	OFF	DEF	TOT	AST	PF-DQ	STL	TO	BLK	PTS	AVG
Iguodala	82-82	3242	582-1277	.456	365-506	.721	85	361	446	391	187-1	171	214	49	1630	19.9
Miller	82-82	3016	569-1156	.492	257-333	.772	95	229	324	565	181-0	105	206	6	1398	17.0
Green	74-74	1970	379-870	.436	112-148	.757	32	150	182	151	119-0	54	109	22	921	12.4
Williams	80-0	1862	319-752	.424	227-290	.783	41	126	167	253	130-0	81	125	13	920	11.5
Dalembert	82-82	2724	339-661	.513	186-263	.707	304	545	849	45	269-3	40	155	192	864	10.5
Korver	25-0	657	90-227	.396	31-34	.912	12	61	73	33	67-1	20	28	6	249	10.0
Young	74-22	1554	264-490	.539	76-103	.738	120	192	312	58	126-1	73	64	8	610	8.2
Carney	70-6	1039	158-392	.403	55-81	.679	50	99	149	32	96-0	39	34	23	409	5.8
Evans	81-61	1879	152-346	.439	120-257	.467	224	387	611	65	213-0	86	108	8	425	5.2
Smith	76-1	1107	141-310	.455	54-82	.659	77	153	230	20	142-1	22	48	50	340	4.5
Giricek	12-0	110	13-41	.317	6-8	.750	1	13	14	11	9-0	3	8	1	37	3.1
Ollie	40-0	300	29-69	.420	12-15	.800	4	15	19	38	28-0	10	5	0	70	1.8
Amundson	16-0	64	8-16	.500	2-7	.286	7	5	12	0	13-0	1	2	1	18	1.1
Randolph	9-0	27	4-14	.286	0-0	---	9	2	11	3	5-0	1	2	3	8	0.9
Booth	31-0	204	9-27	.333	6-10	.600	6	32	38	8	35-0	6	4	18	24	0.8
<b>76ERS</b>	<b>82</b>	<b>19755</b>	<b>3056-6648</b>	<b>.460</b>	<b>1509-2137</b>	<b>.706</b>	<b>1067</b>	<b>2370</b>	<b>3437</b>	<b>1673</b>	<b>1620-7</b>	<b>712</b>	<b>1172</b>	<b>400</b>	<b>7923</b>	<b>96.6</b>
<b>OPPONENTS</b>	<b>82</b>	<b>19755</b>	<b>3000-6504</b>	<b>.461</b>	<b>1332-1726</b>	<b>.772</b>	<b>923</b>	<b>2293</b>	<b>3216</b>	<b>1903</b>	<b>1708-4</b>	<b>550</b>	<b>1289</b>	<b>420</b>	<b>7889</b>	<b>96.2</b>

3-PT FG: 76ERS 302-952 (.317), Iguodala 101-307 (.329), Miller 3-34 (.088), Green 51-179 (.285), Williams 55-153 (.359), Dalembert 0-1 (.000), Korver 38-108 (.352), Young 6-19 (.316), Carney 38-120 (.317), Evans 1-1 (.000), Smith 4-14 (.286), Giricek 515 (.333), Ollie 0-1 (.000). OPPONENTS: 557-1549 (.360).

## 2007-2008 GAME-BY-GAME RESULTS

DATE	W/L	PHI	OPP	TEAM	DATE	W/L	PHI	OPP	TEAM
10/31	L	97	106	at Toronto	01/25	L	81	89	at New York
11/02	W	96	85	at Chicago	01/26	W	103	96	at Charlotte
11/03	L	88	93	New Jersey	01/30	W	112	69	Milwaukee
11/07	W	94	63	Charlotte	02/01	L	106	108	Orlando
11/09	L	103	105	Toronto	02/04	L	91	96	at Atlanta
11/11	L	72	93	New Orleans	02/05	W	101	96	Washington
11/13	L	84	99	at Dallas	02/07	W	101	84	Miami
11/14	L	76	95	at New Orleans	02/09	W	101	80	L.A. Clippers
11/16	W	92	88	Portland	02/11	W	84	76	Dallas
11/20	L	101	116	at Washington	02/13	W	102	88	Memphis
11/23	L	78	83	at Detroit	02/19	L	88	104	at Minnesota
11/24	L	98	100	* Golden State	02/20	W	124	84	New York
11/27	W	114	99	at Milwaukee	02/22	L	99	115	at Orlando
11/28	L	95	106	Utah	02/23	W	101	96	* at Miami
11/30	W	85	84	Washington	02/27	W	101	89	Orlando
12/01	L	92	94	* at New Jersey	02/29	L	97	119	at Golden State
12/03	L	79	88	Atlanta	03/01	W	119	114	at Phoenix
12/05	L	103	113	Boston	03/03	W	106	80	at L.A. Clippers
12/07	W	101	90	New York	03/07	W	117	83	Seattle
12/08	W	105	77	at New York	03/09	W	119	97	at Milwaukee
12/10	W	100	88	Houston	03/10	L	86	100	Boston
12/12	W	98	94	Minnesota	03/12	W	83	82	at Detroit
12/14	L	99	109	Sacramento	03/14	W	110	106	at Chicago
12/15	W	92	86	at Cleveland	03/15	W	103	96	San Antonio
12/19	L	85	102	at Indiana	03/19	W	115	113	Denver
12/21	L	101	106	L.A. Lakers	03/21	L	95	113	at Orlando
12/22	W	99	97	at Memphis	03/22	W	91	87	New Jersey
12/26	W	96	85	Miami	03/24	W	95	90	at Boston
12/28	W	92	80	at Sacramento	03/26	W	121	99	Chicago
12/30	L	72	97	at Portland	03/28	L	93	107	Phoenix
12/31	W	98	90	at Seattle	03/30	L	88	91	at Cleveland
01/02	L	107	110	at Utah	04/01	W	108	99	at New Jersey
01/04	L	93	124	at L.A. Lakers	04/04	W	109	104	at Atlanta
01/06	L	96	109	at Denver	04/05	L	85	92	Atlanta
01/08	L	83	87	Milwaukee	04/09	W	101	94	Detroit
01/09	L	96	109	at Toronto	04/11	L	76	85	Indiana
01/11	L	97	100	Chicago	04/12	L	93	109	at Washington
01/14	L	82	89	at San Antonio	04/14	L	90	91	Cleveland
01/15	W	111	107	at Houston	04/16	L	109	115	at Charlotte
01/18	L	89	116	at Boston					
01/19	W	99	95	Toronto					
01/21	L	103	110	Indiana					
01/23	L	78	86	Detroit					

\* denotes overtime



# YEAR BY YEAR RESULTS

## 2008-2009 SEASON STATISTICS

RECORD: 41-41 (.500)

HOME: 24-17

AWAY: 17-24

2ND ATLANTIC DIVISION

PLAYER	G-GS	MIN	FG-FGA	PCT	FT-FTA	PCT	OFF	DEF	TOT	AST	PF-DQ	STL	TO	BLK	PTS	AVG
Iguodala	82-82	3269	542-1147	.473	377-521	.724	92	379	471	434	152-1	131	222	36	1541	18.8
Miller	82-82	2976	492-1041	.473	338-409	.826	123	245	368	534	196-1	109	199	14	1337	16.3
Young	75-71	2577	475-960	.495	139-189	.735	139	238	377	86	165-0	100	118	23	1145	15.3
Brand	29-23	920	163-365	.447	73-108	.676	77	177	254	37	78-1	17	68	45	399	13.8
Williams	81-0	1919	336-844	.398	304-385	.790	36	129	165	242	128-0	85	151	14	1039	12.8
Green	81-60	1828	286-658	.435	62-85	.729	29	97	126	158	154-0	53	64	13	685	8.5
Speights	79-2	1263	252-502	.502	102-132	.773	123	170	293	30	181-0	27	46	56	608	7.7
Dalembert	82-82	2036	216-434	.498	91-124	.734	214	487	701	18	248-2	33	117	146	523	6.4
Marshall	25-0	189	33-73	.452	3-6	.500	6	34	40	15	24-0	4	6	5	94	3.8
Evans	79-7	1140	79-178	.444	104-175	.594	135	226	361	26	161-0	41	69	8	262	3.3
Ivey	71-0	861	69-208	.332	34-43	.791	19	57	76	43	76-0	36	23	7	211	3.0
Rush	25-1	199	20-58	.345	4-4	1.000	0	15	15	15	10-0	5	10	1	54	2.2
Ratliff	46-0	579	34-64	.531	21-35	.600	46	82	128	9	77-0	17	14	47	89	1.9
<b>76ERS</b>	<b>82</b>	<b>19755</b>	<b>2997-6532</b>	<b>.459</b>	<b>1652-2216</b>	<b>.745</b>	<b>1039</b>	<b>2336</b>	<b>3375</b>	<b>1647</b>	<b>1650-5</b>	<b>658</b>	<b>1157</b>	<b>415</b>	<b>7987</b>	<b>97.4</b>
<b>OPPONENTS</b>	<b>82</b>	<b>19755</b>	<b>2997-6489</b>	<b>.462</b>	<b>1402-1792</b>	<b>.782</b>	<b>935</b>	<b>2285</b>	<b>3220</b>	<b>1799</b>	<b>1786-10</b>	<b>575</b>	<b>1278</b>	<b>400</b>	<b>7981</b>	<b>97.3</b>

3-PT FG: 76ERS 341-1072 (.318), Iguodala 80-261 (.307), Miller 15-53 (.283), Young 56-164 (.341), Williams 63-220 (.286), 51-161 (.317), Speights 2-8 (.250), Dalembert 0-2 (.000), Marshall 25-55 (.455), Evans 0-1 (.000), Ivey 39-114 (.342), Rush 10-33 (.303). OPPONENTS: 585-1595 (.367).

## 2008-2009 GAME-BY-GAME RESULTS

DATE	W/L	PHI	OPP	TEAM	DATE	W/L	PHI	OPP	TEAM
10/29	L	84	95	Toronto	1/28	W	95	93	at Houston
10/31	W	116	87	New York	1/30	W	104	94	Washington
11/01	L	88	95	at Atlanta	1/31	L	83	85	New Jersey
11/03	W	125	91	Sacramento	02/03	L	99	100	Boston
11/05	L	83	106	at Miami	02/05	W	99	94	Indiana
11/06	L	88	98	at Orlando	02/07	W	94	84	Miami
11/11	L	80	93	Utah	02/09	W	108	91	Phoenix
11/12	W	106	96	at Toronto	02/11	W	91	87	Memphis
11/14	W	94	92	at Indiana	02/17	L	91	100	at Indiana
11/15	W	110	85	Oklahoma City	02/18	L	89	101	Denver
11/19	L	96	102	at Minnesota	02/21	L	91	97	at Miami
11/21	W	89	88	L.A. Clippers	2/23	L	96	98	at New Jersey
11/23	W	89	81	Golden State	2/25	W	106	98	at Washington
11/24	L	84	93	at Charlotte	2/27	W	108	103	at New York
11/26	L	94	96	Orlando	2/28	L	100	106	Orlando
11/28	L	78	102	at Boston	03/02	L	91	98	New Orleans
11/30	L	92	103	Chicago	03/07	W	110	105	at Memphis
12/02	W	103	95	* at Chicago	03/08	L	74	89	at Oklahoma City
12/03	L	102	114	L.A. Lakers	03/11	W	115	106	Toronto
12/05	W	96	91	at Detroit	03/13	W	104	101	Chicago
12/06	L	84	95	New Jersey	03/15	W	85	77	Miami
12/10	L	93	101	Cleveland	03/17	W	94	93	at L.A. Lakers
12/12	L	72	88	at Cleveland	03/18	L	116	126	at Phoenix
12/13	W	104	89	Washington	03/20	L	111	119	at Golden State
12/17	W	93	88	Milwaukee	03/22	W	112	100	at Sacramento
12/19	W	109	103	at Washington	03/23	W	114	108	* at Portland
12/20	L	94	95	Indiana	03/25	W	96	88	Minnesota
12/23	L	91	110	at Boston	03/27	L	95	100	Charlotte
12/26	L	101	105	at Denver	03/29	L	97	101	at Detroit
12/29	L	95	112	at Utah	03/31	W	98	85	Atlanta
12/31	W	100	92	at L.A. Clippers	04/02	W	105	95	Milwaukee
01/02	L	86	96	at Dallas	04/04	W	95	90	Detroit
01/03	L	106	108	at San Antonio	04/05	L	67	96	at New Jersey
01/06	W	104	96	Houston	04/07	L	98	101	at Charlotte
01/07	W	110	105	at Milwaukee	04/09	L	99	113	at Chicago
01/09	W	93	87	Charlotte	04/10	L	92	102	Cleveland
01/11	W	109	94	at Atlanta	04/12	L	104	111	at Toronto
01/14	W	100	79	Portland	04/14	L	98	100	Boston
01/16	W	109	87	SAN ANTONIO	04/15	W	111	110	* at Cleveland
01/17	W	107	97	at New York					
01/19	L	93	95	Dallas					
01/24	W	116	110	New York					
01/26	L	86	101	at New Orleans					

\* denotes overtime





# YEAR BY YEAR RESULTS

## 2009-2010 SEASON STATISTICS

RECORD: 27-55 (.329)

HOME: 12-29

AWAY: 15-26

4TH ATLANTIC DIVISION

PLAYER	G-GS	MIN	FG-FGA	PCT	FT-FTA	PCT	OFF	DEF	TOT	AST	PF-DQ	STL	TO	BLK	PTS	AVG
Iguodala	82-82	3193	496-1120	.443	315-430	.733	82	447	529	472	145-0	141	218	55	1401	17.1
Williams	64-38	1912	318-677	.470	192-233	.824	25	162	187	268	110-1	80	106	15	898	14.0
Young	67-45	2145	382-813	.470	114-165	.691	130	220	350	97	133-0	81	126	15	926	13.8
Iverson	25-24	798	121-290	.417	98-119	.824	15	60	75	102	43-0	18	57	2	348	13.9
Brand	76-57	2297	412-858	.480	172-233	.738	179	282	461	109	232-1	82	131	80	996	13.1
Green	73-18	1553	248-543	.457	95-114	.833	20	109	129	152	135-0	32	67	11	638	8.7
Speights	62-1	1016	212-444	.477	108-145	.745	85	167	252	36	152-2	29	51	34	532	8.6
Dalembert	82-80	2124	285-523	.545	97-133	.729	239	545	784	64	252-5	42	123	151	667	8.1
Holiday	73-51	1767	230-520	.442	65-86	.756	56	135	191	280	153-0	79	156	18	587	8.0
Kapono	57-12	976	126-301	.419	9-15	.600	14	52	66	39	80-0	21	34	6	324	5.7
Carney	68-0	857	113-282	.401	52-63	.825	26	111	137	37	79-0	25	21	20	319	4.7
Meeks	19-0	233	40-91	.440	13-18	.722	4	23	27	17	19-0	5	5	1	112	5.9
Smith	56-2	658	75-174	.431	29-42	.690	54	81	135	33	110-1	21	35	28	189	3.4
Ivey	26-0	236	26-55	.473	6-7	.857	5	21	26	17	25-0	10	5	2	70	2.7
Elson	1-0	4	1-2	.500	0-3	.000	1	0	1	0	0-0	0	0	0	2	2.0
Brezec	7-0	36	2-13	.154	1-2	.500	6	6	12	0	16-7	1	0	1	5	0.7
<b>76ERS</b>	<b>82-2</b>	<b>19805</b>	<b>3087-6706</b>	<b>.460</b>	<b>1366-1808</b>	<b>.756</b>	<b>941</b>	<b>2421</b>	<b>3362</b>	<b>1723</b>	<b>1677-10</b>	<b>667</b>	<b>1192</b>	<b>439</b>	<b>8014</b>	<b>97.7</b>
<b>OPPONENTS</b>	<b>82-2</b>	<b>19805</b>	<b>3105-6573</b>	<b>.472</b>	<b>1518-1983</b>	<b>.766</b>	<b>888</b>	<b>2470</b>	<b>3358</b>	<b>1810</b>	<b>1534-4</b>	<b>621</b>	<b>1189</b>	<b>332</b>	<b>8334</b>	<b>101.6</b>

3-PT FG: 76ERS 474-1381 (.343), Iguodala 94-303 (.310), Williams 70-206 (.340), Young 48-138 (.348), Iverson 8-24 (.333), Brand 0-1 (.000), Green 47-136 (.346), Speights 0-5 (.000), Holiday 62-159 (.390), Kapono 63-171 (.368), Carney 41-135 (.304), Meeks 19-50 (.380), Smith 10-29 (.345), Ivey 12-24 (.500)  
 OPPONENTS: 606-1542 (.393).

## 2009-2010 GAME-BY-GAME RESULTS

DATE	W/L	PHI	OPP	TEAM	DATE	W/L	PHI	OPP	TEAM
10/28	L	106	120	at Orlando	01/25	L	98	109	INDIANA
10/30	W	99	86	MILWAUKEE	01/27	L	88	91	at Milwaukee
10/31	W	141	127	*at New York	01/29	L	91	99	L.A. LAKERS
11/03	L	74	105	BOSTON	01/31	W	83	79	at New Jersey
11/06	W	97	94	NEW JERSEY	02/03	W	106	103	*CHICAGO
11/08	L	81	88	at Detroit	02/05	W	101	94	at New Orleans
11/09	L	115	119	PHOENIX	02/06	W	102	95	at Houston
11/11	W	82	79	at New Jersey	02/09	W	119	97	MINNESOTA
11/13	L	90	112	UTAH	02/10	L	93	104	at Toronto
11/14	L	88	94	at Chicago	02/16	L	78	105	MIAMI
11/18	W	86	84	CHARLOTTE	02/19	W	106	94	SAN ANTONIO
11/20	L	97	102	MEMPHIS	02/20	L	90	122	at Chicago
11/21	L	91	97	at Cleveland	02/23	W	110	102	at Golden State
11/24	L	107	108	at Washington	02/24	L	95	106	at Phoenix
11/25	L	110	113	at Boston	02/26	L	90	99	at L.A. Lakers
11/27	L	86	100	ATLANTA	03/01	L	105	126	ORLANDO
11/29	L	89	97	at San Antonio	03/03	L	93	112	at Atlanta
11/30	L	102	104	at Dallas	03/05	L	86	96	BOSTON
12/02	L	106	117	at Oklahoma City	03/07	W	114	101	at Toronto
12/05	L	105	106	at Charlotte	03/09	L	96	107	at Indiana
12/07	L	83	93	DENVER	03/10	L	87	102	CHARLOTTE
12/09	L	86	90	DETROIT	03/12	L	95	100	CLEVELAND
12/11	L	91	96	HOUSTON	03/14	L	91	104	at Miami
12/14	W	117	101	GOLDEN STATE	03/15	L	84	94	NEW YORK
12/16	L	101	108	CLEVELAND	03/17	W	108	97	NEW JERSEY
12/18	W	98	97	at Boston	03/19	L	88	92	at New York
12/19	L	107	112	*L.A. CLIPPERS	03/20	L	84	98	CHICAGO
12/22	L	98	105	at Washington	03/22	L	93	109	ORLANDO
12/26	L	76	97	at Utah	03/24	W	101	86	at Milwaukee
12/28	W	104	93	at Portland	03/26	W	105	98	ATLANTA
12/30	W	116	106	at Sacramento	03/30	L	93	111	OKLAHOMA CITY
12/31	L	88	104	at L.A. Clipper	03/31	L	84	103	at Charlotte
01/03	W	108	105	at Denver	04/03	L	123	128	*TORONTO
01/05	L	97	104	WASHINGTON	04/06	L	103	124	DETROIT
01/08	L	106	108	TORONTO	04/07	L	95	99	at Miami
01/09	W	104	94	at Detroit	04/09	L	90	95	MILWAUKEE
01/11	W	96	92	NEW ORLEANS	04/10	W	120	101	at Memphis
01/13	L	92	93	NEW YORK	04/12	L	105	107	MIAMI
01/15	W	98	86	SACRAMENTO	04/14	L	111	125	at Orlando
01/18	L	103	108	*at Minnesota					
01/20	L	90	98	PORTLAND					
01/22	W	92	81	DALLAS					
01/23	W	107	97	at Indiana					

\* denotes overtime



# YEAR BY YEAR RESULTS

## 2010-2011 SEASON STATISTICS

RECORD: 41-41 (.500)

HOME: 26-15

AWAY: 15-26

3RD ATLANTIC DIVISION

PLAYER	G-GS	MIN	FG-FGA	PCT	FT-FTA	PCT	OFF	DEF	TOT	AST	PF-DQ	STL	TO	BLK	PTS	AVG
Brand	81-81	2809	502-981	.512	213-273	.780	237	439	676	120	244-3	92	101	106	1217	15.0
Iguodala	67-67	2469	338-759	.445	208-300	.693	61	326	387	422	109-0	101	138	38	945	14.1
Holiday	82-82	2901	446-999	.446	172-209	.823	68	264	332	531	203-3	120	218	29	1145	14.0
Williams	75-0	1747	323-795	.406	293-356	.823	32	117	149	252	128-1	47	102	17	1027	13.7
Young	82-1	2135	458-847	.541	123-174	.707	153	281	434	82	170-0	90	99	26	1045	12.7
Meeks	74-64	2062	242-570	.425	152-170	.894	21	150	171	78	97-0	63	60	4	774	10.5
Turner	78-14	1797	225-529	.425	101-125	.808	42	264	306	159	138-0	49	80	14	565	7.2
Hawes	81-81	1718	264-568	.465	47-88	.534	129	336	465	121	201-2	29	97	71	584	7.2
Nocioni	54-17	931	118-277	.426	49-61	.803	19	150	169	45	100-1	14	47	15	327	6.1
Speights	64-1	734	144-291	.495	55-73	.753	64	146	210	30	120-0	8	40	19	344	5.4
Brackins	3-0	33	4-16	.250	0-0	---	2	2	4	1	3-0	1	0	0	8	2.7
Battie	38-0	377	45-96	.469	8-14	.571	17	82	99	12	59-0	5	12	15	100	2.6
Songaila	10-0	71	7-15	.467	2-4	.500	2	8	10	2	16-0	0	4	0	16	1.6
Daniels	4-0	35	2-5	.400	2-2	1.000	0	5	5	2	0-0	0	1	0	6	1.5
Kapono	24-2	112	7-28	.250	1-2	.500	3	8	11	4	4-0	2	2	1	16	0.7
<b>76ERS</b>	<b>82-1</b>	<b>19930</b>	<b>3125-6776</b>	<b>.461</b>	<b>1426-1851</b>	<b>.770</b>	<b>850</b>	<b>2578</b>	<b>3428</b>	<b>1861</b>	<b>1592-10</b>	<b>621</b>	<b>1063</b>	<b>355</b>	<b>8119</b>	<b>99.0</b>
<b>OPPONENTS</b>	<b>82-1</b>	<b>19930</b>	<b>2996-6638</b>	<b>.451</b>	<b>1536-1987</b>	<b>.773</b>	<b>881</b>	<b>2608</b>	<b>3489</b>	<b>1762</b>	<b>1544-9</b>	<b>583</b>	<b>1168</b>	<b>376</b>	<b>7996</b>	<b>97.5</b>

3-PT FG: 76ERS 443-1248 (.355), Brand 0-1 (.000), Iguodala 61-181 (.337), Holiday 81-222 (.365), Williams 88-253 (.348), Young 6-22 (.273), Meeks 138-348 (.397), Turner 14-44 (.318), Hawes 9-37 (.243), Nocioni 42-118 (.356), Speights 1-4 (.250), Brackins 0-5 (.000), Battie 2-3 (.667), Daniels 0-2 (.000), Kapono 1-8 (.125). OPPONENTS: 468-1375 (.340).

## 2010-2011 GAME-BY-GAME RESULTS

DATE	W/L	PHI	OPP	TEAM	DATE	W/L	PHI	OPP	TEAM
10/29	L	84	95	Toronto	1/28	W	95	93	at Houston
10/31	W	116	87	New York	1/30	W	104	94	Washington
11/01	L	88	95	at Atlanta	1/31	L	83	85	New Jersey
11/03	W	125	91	Sacramento	02/03	L	99	100	Boston
11/05	L	83	106	at Miami	02/05	W	99	94	Indiana
11/06	L	88	98	at Orlando	02/07	W	94	84	Miami
11/11	L	80	93	Utah	02/09	W	108	91	Phoenix
11/12	W	106	96	at Toronto	02/11	W	91	87	Memphis
11/14	W	94	92	at Indiana	02/17	L	91	100	at Indiana
11/15	W	110	85	Oklahoma City	02/18	L	89	101	Denver
11/19	L	96	102	at Minnesota	02/21	L	91	97	at Miami
11/21	W	89	88	L.A. Clippers	2/23	L	96	98	at New Jersey
11/23	W	89	81	Golden State	2/25	W	106	98	at Washington
11/24	L	84	93	at Charlotte	2/27	W	108	103	at New York
11/26	L	94	96	Orlando	2/28	L	100	106	Orlando
11/28	L	78	102	at Boston	03/02	L	91	98	New Orleans
11/30	L	92	103	Chicago	03/07	W	110	105	at Memphis
12/02	W	103	95	* at Chicago	03/08	L	74	89	at Oklahoma City
12/03	L	102	114	L.A. Lakers	03/11	W	115	106	Toronto
12/05	W	96	91	at Detroit	03/13	W	104	101	Chicago
12/06	L	84	95	New Jersey	03/15	W	85	77	Miami
12/10	L	93	101	Cleveland	03/17	W	94	93	at L.A. Lakers
12/12	L	72	88	at Cleveland	03/18	L	116	126	at Phoenix
12/13	W	104	89	Washington	03/20	L	111	119	at Golden State
12/17	W	93	88	Milwaukee	03/22	W	112	100	at Sacramento
12/19	W	109	103	at Washington	03/23	W	114	108	* at Portland
12/20	L	94	95	Indiana	03/25	W	96	88	Minnesota
12/23	L	91	110	at Boston	03/27	L	95	100	Charlotte
12/26	L	101	105	at Denver	03/29	L	97	101	at Detroit
12/29	L	95	112	at Utah	03/31	W	98	85	Atlanta
12/31	W	100	92	at L.A. Clippers	04/02	W	105	95	Milwaukee
01/02	L	86	96	at Dallas	04/04	W	95	90	Detroit
01/03	L	106	108	at San Antonio	04/05	L	67	96	at New Jersey
01/06	W	104	96	Houston	04/07	L	98	101	at Charlotte
01/07	W	110	105	at Milwaukee	04/09	L	99	113	at Chicago
01/09	W	93	87	Charlotte	04/10	L	92	102	Cleveland
01/11	W	109	94	at Atlanta	04/12	L	104	111	at Toronto
01/14	W	100	79	Portland	04/14	L	98	100	Boston
01/16	W	109	87	SAN ANTONIO	04/15	W	111	110	* at Cleveland
01/17	W	107	97	at New York					
01/19	L	93	95	Dallas					
01/24	W	116	110	New York					
01/26	L	86	101	at New Orleans					

\* denotes overtime





# YEAR BY YEAR RESULTS

## 2011-2012 SEASON STATISTICS

RECORD: 35-31 (.530)

HOME: 19-14

AWAY: 16-17

3RD ATLANTIC DIVISION

PLAYER	G-GS	MIN	FG-FGA	PCT	FT-FTA	PCT	OFF	DEF	TOT	AST	PF-DQ	STL	TO	BLK	PTS	AVG
Williams	64-0	1682	318-782	.407	237-292	.812	30	125	155	221	90-0	53	71	18	956	14.9
Holiday	65-65	2196	360-834	.432	94-120	.783	57	155	212	290	137-2	103	135	18	879	13.5
T. Young	63-1	1755	348-687	.507	111-144	.771	137	188	325	74	127-3	64	55	41	808	12.8
Iguodala	62-62	2209	287-632	.454	121-196	.617	56	325	381	339	92-0	107	115	30	771	12.4
Brand	60-60	1732	287-581	.494	85-116	.733	145	284	429	97	176-1	58	65	97	659	11.0
Hawes	37-29	920	156-319	.489	40-55	.727	78	192	270	98	100-0	16	55	48	355	9.6
Turner	65-20	1713	263-590	.446	73-108	.676	27	349	376	180	117-1	40	105	20	610	9.4
Meeks	66-50	1644	191-467	.409	77-85	.906	17	144	161	54	82-0	40	29	3	556	8.4
Vucevic	51-15	812	131-291	.450	18-34	.529	88	158	246	31	111-0	20	33	34	283	5.5
Silas	2-0	39	4-15	.267	2-3	.667	2	2	4	3	5-0	0	3	0	11	5.5
Allen	41-15	624	79-167	.473	11-14	.786	47	124	171	34	73-0	13	20	18	169	4.1
S. Young	14-0	135	13-44	.295	9-14	.643	6	15	21	6	11-0	6	7	4	40	2.9
Brackins	14-1	88	9-33	.273	1-2	.500	5	10	15	8	6-0	0	4	1	22	1.6
Battie	27-11	295	19-51	.373	4-4	1.000	8	59	67	16	26-0	4	4	6	42	1.6
Nocioni	11-1	56	5-20	.250	6-11	.545	1	13	14	1	4-0	1	5	1	17	1.5
Elson	5-0	16	1-3	.333	0-0	---	0	1	1	1	0-0	1	1	1	2	0.4
<b>76ERS</b>	<b>66</b>	<b>15915</b>	<b>2471-5516</b>	<b>.448</b>	<b>889-1198</b>	<b>.742</b>	<b>704</b>	<b>2144</b>	<b>2848</b>	<b>1453</b>	<b>1157-7</b>	<b>526</b>	<b>738</b>	<b>340</b>	<b>6180</b>	<b>93.6</b>
<b>OPPONENTS</b>	<b>66</b>	<b>15915</b>	<b>2263-5302</b>	<b>.427</b>	<b>1017-1352</b>	<b>.752</b>	<b>706</b>	<b>2181</b>	<b>2887</b>	<b>1293</b>	<b>1070-3</b>	<b>391</b>	<b>918</b>	<b>316</b>	<b>5900</b>	<b>89.4</b>

3-PT FG: 76ERS 349-963 (.362), Williams 83-229 (.362), Holiday 65-171 (.380), T. Young 1-4 (.250), Iguodala 76-193 (.394), Brand 0-1 (.000), Hawes 3-12 (.250), Turner 11-49 (.224), Meeks 97-266 (.365), Vucevic 3-8 (.375), Silas 1-6 (.167), S. Young 5-8 (.625), Brackins 3-9 (.333), Battie 0-1 (.000), Nocioni 1-6 (.167). OPPONENTS: 357-1070 (.334).

## 2011-2012 GAME-BY-GAME RESULTS

DATE	W/L	PHI	OPP	TEAM	DATE	W/L	PHI	OPP	TEAM
12/26	L	103	107	at Portland	3/16	L	78	84	MIAMI
12/28	W	103	83	at Phoenix	3/17	L	80	89	at Chicago
12/30	L	99	102	at Utah	3/19	W	105	80	at Charlotte
12/31	W	107	79	at Golden State	3/21	L	79	82	NEW YORK
1/4	W	101	93	at New Orleans	3/23	W	99	86	BOSTON
1/6	W	96	73	DETROIT	3/25	L	76	93	at San Antonio
1/7	W	97	62	TORONTO	3/27	W	103	85	CLEVELAND
1/9	W	96	86	INDIANA	3/30	L	76	97	at Washington
1/10	W	112	85	SACRAMENTO	3/31	W	95	90	ATLANTA
1/11	L	79	85	at New York	4/3	L	93	99	at Miami
1/13	W	120	89	WASHINGTON	4/4	L	78	99	TORONTO
1/14	W	103	90	at Washington	4/7	L	82	88	ORLANDO
1/16	W	94	82	MILWAUKEE	4/8	L	79	103	at Boston
1/18	L	104	108	*DENVER	4/10	W	107	88	at New Jersey
1/20	W	90	76	ATLANTA	4/11	W	93	75	at Toronto
1/21	L	92	113	at Miami	4/13	L	89	95	NEW JERSEY
1/23	W	103	83	WASHINGTON	4/16	L	100	113	at Orlando
1/25	L	90	97	*NEW JERSEY	4/17	L	97	102	INDIANA
1/27	W	89	72	CHARLOTTE	4/18	W	103	87	at Cleveland
1/28	W	95	74	DETROIT	4/21	W	109	106	*at Indiana
1/30	W	74	69	ORLANDO	4/23	W	105	87	at New Jersey
2/1	W	98	82	CHICAGO	4/25	W	90	85	at Milwaukee
2/3	L	79	99	MIAMI	4/26	L	86	108	at Detroit
2/4	W	98	87	at Atlanta					
2/6	W	95	90	L.A. LAKERS					
2/8	L	90	100	SAN ANTONIO					
2/10	L	77	78	L.A. CLIPPERS					
2/11	W	99	84	at Cleveland					
2/13	W	98	89	at Charlotte					
2/15	L	87	103	at Orlando					
2/17	L	75	82	DALLAS					
2/19	L	91	92	at Minnesota					
2/21	L	76	89	at Memphis					
2/22	L	87	93	at Houston					
2/28	W	97	68	at Detroit					
2/29	L	88	92	OKLAHOMA CITY					
3/2	W	105	83	GOLDEN STATE					
3/4	L	91	96	CHICAGO					
3/5	L	93	97	at Milwaukee					
3/7	W	103	71	BOSTON					
3/9	W	104	91	UTAH					
3/11	W	106	94	at New York					
3/14	L	94	111	at Indiana					

\* denotes overtime



# YEAR BY YEAR RESULTS

## 2012-2013 SEASON STATISTICS

RECORD: 34-48 (.415)

HOME: 23-18

AWAY: 11-30

4TH ATLANTIC DIVISION

PLAYER	G-GS	MIN	FG-FGA	PCT	FT-FTA	PCT	OFF	DEF	TOT	AST	PF-DQ	STL	TO	BLK	PTS	AVG
Jr. Holiday	78-78	2926	555-1288	.431	182-242	.752	89	240	329	625	170-2	123	292	32	1383	17.7
T. Young	76-76	2629	509-958	.531	108-188	.574	182	389	571	125	191-1	133	90	55	1127	14.8
Turner	82-82	2892	441-1053	.419	154-208	.740	56	461	517	354	197-1	71	187	17	1094	13.3
Hawes	82-40	2233	376-811	.464	122-157	.777	173	417	590	183	233-1	24	131	113	905	11.0
N. Young	59-17	1411	224-542	.413	105-128	.820	24	106	130	84	84-0	36	50	14	628	10.6
Richardson	33-33	936	135-336	.402	20-33	.606	19	108	127	51	57-0	40	26	15	347	10.5
Wright	79-8	1783	237-599	.396	120-141	.851	42	260	302	150	98-0	62	64	35	729	9.2
Pargo	14-0	208	24-63	.381	14-21	.667	1	16	17	28	14-0	1	13	0	69	4.9
Wilkins	61-21	1095	145-316	.459	81-109	.743	32	73	105	91	98-0	37	49	18	388	6.4
Allen	79-37	1669	206-454	.454	43-60	.717	159	236	395	73	180-1	24	55	55	455	5.8
Ju. Holiday	9-0	142	16-48	.333	6-8	.750	0	14	14	15	7-0	3	9	6	42	4.7
Moultrie	47-0	542	78-134	.582	18-28	.643	76	69	145	10	43-0	17	19	10	174	3.7
Ivey	53-5	698	62-144	.431	9-16	.563	16	41	57	32	73-0	23	20	3	170	3.2
Wayns	21-1	165	19-72	.264	13-15	.867	1	4	5	20	18-0	3	13	0	56	2.7
Jenkins	12-1	150	14-38	.368	2-4	.500	3	8	11	16	4-0	6	2	1	30	2.5
Brown	22-11	269	17-37	.459	7-19	.368	23	51	74	9	37-0	6	8	10	41	1.9
Mack	4-0	7	1-2	.500	0-0	---	0	0	0	1	1-0	0	2	0	2	0.5
<b>76ERS</b>	<b>82</b>	<b>19755</b>	<b>3059-6895</b>	<b>.444</b>	<b>1004-1377</b>	<b>.729</b>	<b>896</b>	<b>2493</b>	<b>3389</b>	<b>1867</b>	<b>1505-6</b>	<b>609</b>	<b>1070</b>	<b>384</b>	<b>7640</b>	<b>93.2</b>
<b>OPPONENTS</b>	<b>82</b>	<b>19755</b>	<b>3017-6643</b>	<b>.454</b>	<b>1331-1752</b>	<b>.760</b>	<b>903</b>	<b>2704</b>	<b>3607</b>	<b>1870</b>	<b>1331-4</b>	<b>590</b>	<b>1175</b>	<b>396</b>	<b>7914</b>	<b>96.5</b>

3-PT FG: 76ERS 518-1438 (.360), Jr. Holiday 91-247 (.368), T. Young 1-8 (.125), Turner 58-159 (.365), Hawes 31-87 (.356), N. Young 75-210 (.357), Richardson 57-167 (.341), Wright 135-361 (.374), Pargo 7-17 (.412), Wilkins 17-51 (.333), Allen 0-1 (.000), Ju. Holiday 4-16 (.250), Ivey 37-88 (.420), Wayns 5-25 (.200), Mack 0-1 (.000). OPPONENTS: 549-1574 (.349).

## 2012-2013 GAME-BY-GAME RESULTS

DATE	W/L	PHI	OPP	TEAM	DATE	W/L	PHI	OPP	TEAM
10/31	W	84	75	DENVER	1/28	L	100	103	MEMPHIS
11/4	L	84	100	at New York	1/30	W	92	84	WASHINGTON
11/5	L	88	110	NEW YORK	2/1	W	89	80	SACRAMENTO
11/7	W	77	62	at New Orleans	2/4	W	78	61	ORLANDO
11/9	W	106	100	at Boston	2/6	L	69	88	INDIANA
11/10	W	93	83	at Toronto	2/9	W	87	76	CHARLOTTE
11/12	L	96	105	MILWAUKEE	2/11	L	9	107	L.A. CLIPPERS
11/14	L	76	94	DETROIT	2/13	L	92	94	at Milwaukee
11/16	W	99	93	UTAH	2/20	L	87	94	at Minnesota
11/18	W	86	79	CLEVELAND	2/23	L	90	114	MIAMI
11/20	W	106	98	TORONTO	2/24	L	93	99	at New York
11/21	L	83	92	at Cleveland	2/26	L	84	98	ORLANDO
11/24	L	109	116	*OKLAHOMA CITY	2/28	L	82	93	at Chicago
11/25	W	104	101	PHOENIX	3/2	W	104	97	GOLDEN STATE
11/27	W	100	98	DALLAS	3/3	L	87	90	at Washington
11/30	W	104	98	at Charlotte	3/5	L	101	109	BOSTON
12/1	L	88	93	at Chicago	3/6	L	96	107	at Atlanta
12/4	L	88	105	MINNESOTA	3/8	L	93	102	at Miami
12/7	W	95	94	*BOSTON	3/10	L	91	99	at Orlando
12/8	L	79	92	at Boston	3/11	W	106	97	BROOKLYN
12/10	W	104	97	DETROIT	3/13	L	94	98	MIAMI
12/12	L	89	96	CHICAGO	3/16	W	98	91	INDIANA
12/14	L	85	95	at Indiana	3/18	W	101	100	PORTLAND
12/16	L	98	111	L.A. LAKERS	3/20	L	72	101	at L.A. Clipper
12/18	L	100	107	at Dallas	3/21	L	100	101	at Denver
12/19	L	103	125	at Houston	3/24	W	117	103	at Sacramento
12/21	W	99	80	ATLANTA	3/25	L	91	107	at Utah
12/23	L	92	95	at Brooklyn	3/27	W	100	92	MILWAUKEE
12/26	W	99	89	at Memphis	3/29	W	97	87	at Cleveland
12/28	L	89	96	at Golden State	3/30	W	100	92	CHARLOTTE
12/29	L	85	89	at Portland	4/3	L	83	88	at Charlotte
1/1	W	103	99	at L.A. Lakers	4/5	W	101	90	at Atlanta
1/2	L	89	95	at Phoenix	4/6	L	87	106	at Miami
1/4	L	85	109	at Oklahoma City	4/9	L	83	104	at Brooklyn
1/5	L	86	109	at San Antonio	4/10	L	101	124	ATLANTA
1/8	L	89	109	BROOKLYN	4/12	W	97	86	at Washington
1/9	L	72	90	at Toronto	4/14	W	91	77	CLEVELAND
1/12	W	107	100	HOUSTON	4/15	L	101	109	at Detroit
1/15	L	99	111	NEW ORLEANS	4/17	W	105	95	at Indiana
1/18	W	108	101	*TORONTO					
1/21	L	85	90	SAN ANTONIO					
1/22	L	102	110	at Milwaukee					
1/26	W	97	80	NEW YORK					

\* denotes overtime





# YEAR BY YEAR RESULTS

## 2013-2014 SEASON STATISTICS

RECORD: 19-63 (.232)

HOME: 10-31

AWAY: 9-32

5TH ATLANTIC DIVISION

PLAYER	G-GS	MIN	FG-FGA	PCT	FT-FTA	PCT	OFF	DEF	TOT	AST	PF-DQ	STL	TO	BLK	PTS	AVG
Young	79-78	2718	582-1283	.454	163-229	.712	166	310	476	182	213-1	167	165	36	1417	17.9
Turner	54-54	1886	356-831	.428	189-228	.829	50	272	322	198	147-3	56	155	5	939	17.4
Carter-Williams	70-70	2414	427-1054	.405	258-367	.703	101	336	437	441	213-2	130	247	43	1167	16.7
Wroten	72-16	1765	345-808	.427	209-326	.641	69	159	228	217	151-1	78	204	16	939	13.0
Hawes	53-53	1666	264-586	.451	79-101	.782	88	364	452	176	154-2	31	119	67	688	13.0
Anderson	80-62	2309	309-717	.431	77-106	.726	59	241	300	149	154-0	74	106	28	810	10.1
Sims	26-25	707	112-229	.489	82-107	.766	82	99	181	47	84-0	23	33	13	306	11.8
Morris	12-0	193	29-67	.433	15-21	.714	3	10	13	31	21-0	8	19	0	83	6.9
Williams	67-2	1157	140-337	.415	87-119	.731	30	100	130	72	126-0	35	68	3	404	6.0
Thompson	77-41	1742	171-372	.460	52-73	.712	73	174	247	73	144-0	53	60	12	461	6.0
Ware	9-0	116	18-42	.429	5-6	.833	0	9	9	10	11-0	8	5	0	48	5.3
Allen	51-2	960	117-266	.440	27-40	.675	106	171	277	65	115-1	22	40	27	263	5.2
Mullens	18-0	247	47-101	.465	8-14	.571	17	43	60	8	31-0	9	14	8	122	6.8
Varnado	23-0	337	36-60	.600	27-52	.519	19	44	63	13	61-0	10	10	29	99	4.3
Nunnally	9-0	111	9-28	.321	3-5	.600	0	11	11	6	9-0	5	3	1	26	2.9
Dedmon	11-0	150	15-29	.517	7-13	.538	11	38	49	3	28-1	0	9	9	37	3.4
Moultrie	12-2	187	16-38	.421	4-5	.800	11	24	35	2	22-0	8	7	4	36	3.0
Orton	22-4	251	21-47	.447	23-30	.767	16	45	61	15	38-0	6	18	16	65	3.0
Davies	51-0	575	54-128	.422	34-53	.642	38	71	109	28	92-1	24	35	8	144	2.8
Maynor	8-0	112	11-29	.379	4-8	.500	2	13	15	12	4-0	4	12	2	30	3.8
L. Brown	26-0	224	26-86	.302	9-13	.692	8	20	28	41	19-0	13	16	3	64	2.5
Thomas	2-1	13	3-5	.600	0-0	---	0	0	0	1	4-0	0	1	0	7	3.5
Johnson-Odom	3-0	15	0-7	.000	0-2	.000	0	2	2	1	3-0	1	2	0	0	0.0
<b>76ERS</b>	<b>82-19</b>	<b>855</b>	<b>3108-7150</b>	<b>.435</b>	<b>1362-1918</b>	<b>.710</b>	<b>949</b>	<b>2556</b>	<b>3505</b>	<b>1791</b>	<b>1844-12</b>	<b>765</b>	<b>1384</b>	<b>330</b>	<b>8155</b>	<b>99.5</b>
<b>OPPONENTS</b>	<b>82-19</b>	<b>855</b>	<b>3284-6975</b>	<b>.471</b>	<b>1705-2261</b>	<b>.754</b>	<b>976</b>	<b>2871</b>	<b>3847</b>	<b>2144</b>	<b>1686-5</b>	<b>736</b>	<b>1391</b>	<b>558</b>	<b>9012</b>	<b>109.9</b>

3-PT FG: 76ERS 577-1847 (.312), Young 90-292 (.308), Turner 38-132 (.288), Carter-Williams 55-208 (.264), Wroten 40-188 (.213), Hawes 81-203 (.399), Anderson 115-351 (.328), Sims 0-1 (.000), Morris 10-24 (.417), Williams 37-125 (.296), Thompson 67-167 (.401), Ware 7-21 (.333), Allen 2-13 (.154), Mullens 20-50 (.400), Nunnally 5-15 (.333), Davies 2-10 (.200), Maynor 4-12 (.333), Brown 3-30 (.100), Thoms 1-2 (.500), Johnson-Odom 0-3 (.000). OPPONENTS: 739-1998 (.370).

## 2013-2014 GAME-BY-GAME RESULTS

DATE	W/L	PHI	OPP	TEAM	DATE	W/L	PHI	OPP	TEAM
Oct 30	W	114	110	MIAMI	Jan 24	L	95	104	TORONTO
Nov 1	W	109	102	at Washington	Jan 25	L	91	103	OKLAHOMA CITY
Nov 2	W	107	104	CHICAGO	Jan 27	L	113	124	PHOENIX
Nov 4	L	90	110	GOLDEN STATE	Jan 29	W	95	94	at Boston
Nov 6	L	102	116	WASHINGTON	Jan 31	L	99	125	ATLANTA
Nov 8	W	94-	79	CLEVELAND	Feb 1	L	96	113	at Detroit
Nov 9	L	125	127**	at Cleveland	Feb 3	L	102	108	at Brooklyn
Nov 11	L	85	109	SAN ANTONIO	Feb 5	L	108	114	BOSTON
Nov 13	W	123	117	* HOUSTON	Feb 7	L	98	112	L.A. LAKERS
Nov 15	L	103	113	at Atlanta	Feb 9	L	78	123	at L.A. Clipper
Nov 16	L	98	135*	at New Orleans	Feb 10	L	80	123	at Golden State
Nov 18	L	94-	97*	at Dallas	Feb 12	L	100	105	at Utah
Nov 20	L	98	108	TORONTO	Feb 18	L	85	114	CLEVELAND
Nov 22	W	115	107*	MILWAUKEE	Feb 21	L	112	124	DALLAS
Nov 23	L	98	106	at Indiana	Feb 24	L	110	130	MILWAUKEE
Nov 27	L	94	105	at Orlando	Feb 26	L	90	101	ORLANDO
Nov 29	L	105	121	NEW ORLEANS	Mar 1	L	103	122	WASHINGTON
Dec 1	L	100	115	at Detroit	Mar 2	L	81	92	at Orlando
Dec 3	W	126	125**	ORLANDO	Mar 4	L	92	125	at Oklahoma City
Dec 6	L	88	105	at Charlotte	Mar 8	L	92	104	UTAH
Dec 7	L	92	103	DENVER	Mar 10	L	110	123	at New York
Dec 9	L	83	94	L.A. CLIPPERS	Mar 12	L	98	115	SACRAMENTO
Dec 11	L	99	106	at Minnesota	Mar 14	L	94	101	INDIANA
Dec 13	L	100	108	at Toronto	Mar 15	L	77	103	MEMPHIS
Dec 14	L	105	139	PORTLAND	Mar 17	L	90	99	at Indiana
Dec 16	L	94	130	at Brooklyn	Mar 19	L	94	102	CHICAGO
Dec 20	W	121	120*	BROOKLYN	Mar 21	L	92	93	NEW YORK
Dec 21	L	106	116	at Milwaukee	Mar 22	L	81	91	at Chicago
Dec 28	L	101	115	at Phoenix	Mar 24	L	91	113	at San Antonio
Dec 29	W	111	104	at L.A. Lakers	Mar 27	L	98	120	at Houston
Jan 1	W	114	102	at Denver	Mar 29	W	123	98	DETROIT
Jan 2	W	113	104	at Sacramento	Mar 31	L	95	103	at Atlanta
Jan 4	W	101	99	at Portland	Apr 2	L	93	123	CHARLOTTE
Jan 6	L	95	126	MINNESOTA	Apr 4	W	111	102	at Boston
Jan 7	L	93	111	at Cleveland	Apr 5	L	101	105	BROOKLYN
Jan 10	L	104	114	DETROIT	Apr 9	L	114	125	at Toronto
Jan 11	L	92	102	NEW YORK	Apr 11	L	95	117	at Memphis
Jan 15	W	95	92	CHARLOTTE	Apr 12	L	105	111	at Charlotte
Jan 17	L	86	101	MIAMI	Apr 14	W	113	108	BOSTON
Jan 18	L	78	103	at Chicago	Apr 16	W	100	87	at Miami
Jan 20	L	99	107	at Washington					
Jan 22	W	110	106	at New York					

\* denotes overtime





# YEAR BY YEAR RESULTS

## 2014-2015 SEASON STATISTICS

RECORD: 18-64 (.250)

HOME: 12-29

AWAY: 6-35

4TH ATLANTIC DIVISION

PLAYER	G-GS	MIN	FG-FGA	PCT	FT-FTA	PCT	OFF	DEF	TOT	AST	PF-DQ	STL	TO	BLK	PTS	AVG
Written	30-15	895	175-434	40.3	37-142	261	22	64	86	157	72-1	48	113	8	507	16.9
Carter-Williams	41-38	1391	232-611	38.0	32-125	256	43	211	254	302	103-1	60	174	18	613	15.0
Covington	70-49	1956	299-756	39.6	167-446	374	65	251	316	105	189-1	97	128	31	943	13.5
Shved	17-0	285	52-130	40.0	17-57	298	8	14	22	46	21-0	14	18	1	169	9.9
Noel	75-71	2311	302-653	46.2	0-0	---	185	426	611	128	208-2	133	146	142	744	9.9
Mbah a Moute	67-61	1916	251-636	39.5	62-202	307	82	246	328	106	104-0	81	99	21	660	9.9
Canaan (TOT)	47-21	938	146-378	38.6	91-246	370	18	69	87	98	83-0	29	62	3	432	9.2
McDaniels	52-15	1319	167-419	39.9	43-147	293	64	131	195	70	121-0	44	104	68	476	9.2
Richardson	19-15	416	62-178	34.8	31-96	323	13	53	66	38	28-0	13	16	3	172	9.1
Thompson	71-23	1776	224-543	41.3	115-287	401	53	145	198	85	141-1	57	66	26	626	8.8
Sims	73-32	1399	238-502	47.4	4-22	182	121	238	359	79	135-0	39	99	30	586	8.0
Grant	65-11	1377	124-352	35.2	49-156	314	49	149	198	79	144-2	40	85	68	411	6.3
Davies	20-6	379	49-119	41.2	7-30	223	35	38	73	28	44-1	17	25	4	126	6.3
Smith (TOT)	55-14	831	143-367	39.0	18-60	300	15	85	100	180	50-0	36	78	6	338	6.1
Johnson	9-2	187	19-60	31.7	10-39	256	3	23	26	3	19-0	9	9	5	54	6.0
T. Robinson (TOT)	54-4	798	126-260	48.5	0-2	0.00	95	208	303	33	104-0	32	59	20	308	5.7
Frazier	6-3	171	13-43	30.2	3-11	273	4	15	19	43	16-0	6	18	0	34	5.7
Sampson	74-32	1131	146-346	42.2	31-127	244	35	128	163	77	135-0	38	76	26	386	5.2
McGee (TOT)	23-0	256	42-79	53.2	0-0	---	18	43	61	3	30-0	2	18	20	106	4.6
Drew	12-1	219	20-58	34.5	4-26	154	1	14	15	45	13-0	6	25	0	46	3.8
Thomas	17-0	194	18-40	45.0	0-7	0.00	16	40	56	7	17-0	3	13	1	45	2.6
Aldemir	41-9	540	40-78	51.3	0-5	0.00	78	98	176	28	96-1	17	17	16	93	2.3
G. Robinson (TOT)	35-1	261	26-67	38.8	5-19	263	15	24	39	11	15-0	6	11	1	73	2.1
Gordon	9-0	71	8-19	42.1	0-3	0.00	7	11	18	2	7-0	1	8	0	17	1.9
Kiriienko (TOT)	7-0	36	0-5	0.00	0-0	---	2	6	8	1	1-0	1	1	0	3	0.4
Lee	1-0	2	0-1	0.00	0-0	---	0	0	0	0	0-0	0	0	0	0	0.0
Turajif (TOT)	2-0	19	0-0	---	0-0	---	0	1	1	2	0-0	0	0	0	0	0.0
<b>76ERS</b>	<b>82</b>	<b>19805</b>	<b>2765-6777</b>	<b>.408</b>	<b>692-2160</b>	<b>.320</b>	<b>978</b>	<b>2536</b>	<b>3514</b>	<b>1683</b>	<b>1778-10</b>	<b>789</b>	<b>1453</b>	<b>487</b>	<b>7542</b>	<b>92.0</b>
<b>OPPONENTS</b>	<b>82</b>	<b>19805</b>	<b>3045-6785</b>	<b>.449</b>	<b>658-1879</b>	<b>.350</b>	<b>940</b>	<b>2853</b>	<b>3793</b>	<b>1942</b>	<b>1657-4</b>	<b>779</b>	<b>1374</b>	<b>454</b>	<b>8278</b>	<b>101.0</b>

3-PT FG: 76ERS 692-2160 (.320), Thompson 115-287 (.401), Covington 167-446 (.374), Canaan 59-162 (.364), Richardson 31-96 (.323), Grant 49-156 (.314), Smith 17-55 (.309), Robinson 4-13 (.308), Mbah a Moute 62-202 (.307), Shved 17-57 (.298), McDaniels 43-147 (.293), Frazier 3-11 (.273), Written 37-142 (.261), Carter-Williams 32-125 (.256), Johnson 10-39 (.256), Sampson 31-127 (.244), Davis 7-30 (.233), Sims 4-22 (.182), Drew 4-26 (.154), Aldemir 0-5 (.000), Robinson 0-2 (.000), Thomas 0-7 (.000), Gordon 0-3 (.000).  
OPPONENTS: 658-1879 (.350)

## 2014-2015 GAME-BY-GAME RESULTS

DATE	W/L	PHI	OPP	TEAM	DATE	W/L	PHI	OPP	TEAM
10/29	L	91	103	at Indiana	1/23	L	86	91	TORONTO
10/31	L	81	93	at Milwaukee	1/24	L	83	101	at Memphis
11/1	L	96	114	MIAMI	1/26	L	74	99	at New Orleans
11/3	L	93	104	HOUSTON	1/28	W	89	69	DETROIT
11/5	L	89	91	ORLANDO	1/30	W	103	94	MINNESOTA
11/7	L	115	118	CHICAGO	1/31	L	85	91	at Atlanta
11/9	L	88	120	at Toronto	2/2	L	84	97	at Cleveland
11/13	L	70	123	at Dallas	2/3	W	105	98	DENVER
11/14	L	87	88	at Houston	2/6	L	96	107	at Boston
11/17	L	75	100	at San Antonio	2/7	W	89	81	CHARLOTTE
11/19	L	90	101	BOSTON	2/9	L	84	89	GOLDEN STATE
11/21	L	96	122	PHOENIX	2/20	L	95	106	INDIANA
11/22	L	83	91	at New York	2/22	L	98	103	at Orlando
11/24	L	104	114	PORTLAND	2/23	L	108	119	at Miami
11/26	L	91	99	BROOKLYN	2/25	L	88	104	at Milwaukee
11/29	L	103	110	DALLAS	2/27	W	89	81	WASHINGTON
12/1	L	103	109	SAN ANTONIO	3/1	L	74	94	at Indiana
12/3	W	85	77	at Minnesota	3/2	L	103	114	TORONTO
12/5	L	91	103	OKLAHOMA CITY	3/4	L	118	123	* at Oklahoma City
12/6	W	108	101	* at Detroit	3/6	L	83	89	UTAH
12/10	L	79	95	at Atlanta	3/7	W	92	84	* ATLANTA
12/12	L	70	88	at Brooklyn	3/11	L	95	104	* CHICAGO
12/13	L	115	120	* MEMPHIS	3/13	W	114	107	SACRAMENTO
12/15	L	87	105	BOSTON	3/14	L	87	94	BROOKLYN
12/19	L	91	109	CHARLOTTE	3/16	L	89	108	at Boston
12/21	W	96	88	at Orlando	3/18	W	94	83	DETROIT
12/23	W	91	87	at Miami	3/20	W	97	81	NEW YORK
12/26	L	93	114	at Portland	3/22	L	87	101	at L.A. Lakers
12/27	L	71	88	at Utah	3/24	L	106	107	at Sacramento
12/30	L	86	126	at Golden State	3/25	W	99	85	at Denver
1/2	L	96	112	at Phoenix	3/27	L	98	119	L.A. CLIPPERS
1/3	L	91	127	at L.A. Clippers	3/29	L	86	87	at Cleveland
1/5	W	95	92	CLEVELAND	3/30	L	111	113	* L.A. LAKERS
1/7	L	77	97	MILWAUKEE	4/1	L	93	106	at Washington
1/9	W	90	88	at Brooklyn	4/4	L	91	92	at Charlotte
1/10	W	93	92	INDIANA	4/5	L	91	101	at New York
1/13	L	87	105	ATLANTA	4/8	L	90	119	WASHINGTON
1/14	L	84	100	at Toronto	4/11	L	97	114	at Chicago
1/16	W	96	81	NEW ORLEANS	4/13	L	97	107	MILWAUKEE
1/17	L	89	107	at Detroit	4/15	L	101	105	MIAMI
1/19	L	76	111	at Washington					
1/21	L	91	98	NEW YORK					

\* denotes overtime





# YEAR BY YEAR RESULTS

## 2015-2016 SEASON STATISTICS

RECORD: 10-72 (.122)

HOME: 7-34

AWAY: 3-38

5TH ATLANTIC DIVISION

PLAYER	G-GS	MIN	FG-FGA	PCT	FT-FTA	PCT	OFF	DEF	TOT	AST	PF-DQ	STL	TO	BLK	PTS	AVG
Okafor	53-48	1591	397-781	.508	133-194	.686	122	251	373	65	140-1	22	124	61	928	17.5
Covington	67-49	1903	274-712	.385	140-177	.791	65	354	419	97	232-4	105	143	40	858	12.8
Smith (TOT)	77-53	2239	397-967	.411	122-176	.693	43	262	305	502	133-0	88	175	24	972	12.6
Smith (PHI)	50-50	1622	299-739	.405	89-133	.669	29	184	213	348	95-0	64	130	18	733	14.7
Noel	67-62	1965	306-587	.521	134-227	.590	154	388	542	122	192-1	118	158	100	747	11.1
Canaan	77-39	1966	260-722	.360	150-180	.833	20	154	174	137	133-0	56	91	12	846	11.0
H. Thompson	77-17	2154	270-680	.397	69-96	.719	54	218	272	99	187-2	36	76	24	758	9.8
Landry	36-12	569	139-250	.556	67-91	.736	49	97	146	32	69-0	12	22	9	351	9.8
Grant	77-52	2066	251-599	.419	212-322	.658	99	262	361	135	215-1	54	110	127	749	9.7
Stauskas	73-35	1809	210-545	.385	91-118	.771	23	160	183	138	115-0	44	94	20	617	8.5
Wroten	8-3	144	22-65	.338	20-37	.541	2	19	21	20	11-0	3	29	0	67	8.4
McConnell	81-17	1606	218-464	.470	26-41	.634	43	207	250	367	114-0	95	140	10	493	6.1
Holmes	51-1	702	114-222	.514	51-74	.689	62	73	135	33	92-0	19	32	40	287	5.6
Sampson	47-18	691	86-202	.426	62-97	.639	30	99	129	30	91-1	11	51	16	240	5.1
Brand	17-1	225	31-72	.431	8-9	.889	9	54	63	18	32-0	9	11	8	70	4.1
Pressey	14-0	170	21-55	.382	9-18	.500	0	23	23	46	14-0	11	19	1	55	3.9
Marshall	30-6	400	43-118	.364	9-13	.692	2	26	28	73	30-0	16	43	2	111	3.7
Wood	17-0	145	22-53	.415	13-21	.619	13	25	38	3	11-0	5	2	7	61	3.6
Weems (TOT)	43-0	498	42-110	.382	8-15	.533	7	46	53	49	47-0	10	41	1	107	2.5
Weems (PHI)	7-0	78	7-21	.333	1-2	.500	1	11	12	2	7-0	0	4	0	17	2.4
<b>76ERS</b>	<b>82</b>	<b>19805</b>	<b>2970-6887</b>	<b>.431</b>	<b>1284-1850</b>	<b>.694</b>	<b>777</b>	<b>2605</b>	<b>3382</b>	<b>1765</b>	<b>1780-10</b>	<b>680</b>	<b>1343</b>	<b>495</b>	<b>7988</b>	<b>97.4</b>
<b>OPPONENTS</b>	<b>82</b>	<b>19805</b>	<b>3253-7005</b>	<b>.464</b>	<b>1683-2141</b>	<b>.786</b>	<b>913</b>	<b>2987</b>	<b>3900</b>	<b>1919</b>	<b>1571-9</b>	<b>711</b>	<b>1241</b>	<b>466</b>	<b>8827</b>	<b>107.6</b>

3-PT FG: 76ERS 764-2255 (.339), Noel 1-2 (.500), Landry 6-13 (.462), Thompson 149-392 (.380), Wood 4-11 (.364), Canaan 176-485 (.363), Covington 170-482 (.353), McConnell 31-89 (.348), Smith 46-137 (.336), Marshall 16-49 (.327), Stauskas 106-325 (.326), Pressey 4-13 (.308), Grant 35-146 (.240), Weems 2-9 (.222), Holmes 8-44 (.182), Sampson 6-34 (.176), Wroten 3-17 (.176), Okafor 1-6 (.167), Brand 0-1 (.000), OPPONENTS: 638-1776 (.359).

## 2015-2016 GAME-BY-GAME RESULTS

DATE	W/L	PHI	OPP	TEAM	DATE	W/L	PHI	OPP	TEAM
Oct 28	L	95	112	at Boston	Jan 18	L	113	119	*at New York
Oct 30	L	71	99	UTAH	Jan 20	W	96	87	at Orlando
Nov 2	L	100	107	CLEVELAND	Jan 24	L	92	112	BOSTON
Nov 4	L	87	91	at Milwaukee	Jan 26	W	113	103	PHOENIX
Nov 6	L	102	108	at Cleveland	Jan 27	L	97	110	at Detroit
Nov 7	L	97	105	ORLANDO	Jan 30	L	105	108	GOLDEN STATE
Nov 9	L	88	111	CHICAGO	Feb 3	L	86	124	at Atlanta
Nov 11	L	103	119	TORONTO	Feb 5	L	94	106	at Washington
Nov 13	L	85	102	at Oklahoma City	Feb 6	W	103	98	BROOKLYN
Nov 14	L	83	92	at San Antonio	Feb 8	L	92	98	*L.A. CLIPPERS
Nov 16	L	86	92	DALLAS	Feb 10	L	110	114	SACRAMENTO
Nov 18	L	85	112	INDIANA	Feb 19	L	114	121	at New Orleans
Nov 20	L	88	113	at Charlotte	Feb 21	L	103	129	at Dallas
Nov 21	L	91	96	at Miami	Feb 23	L	115	124	ORLANDO
Nov 23	L	95	100	at Minnesota	Feb 24	L	91	111	at Detroit
Nov 25	L	80	84	at Boston	Feb 26	L	94	103	WASHINGTON
Nov 27	L	114	116	at Houston	Feb 28	L	116	130	at Orlando
Nov 29	L	84	92	at Memphis	Feb 29	L	108	116	at Washington
Dec 1	W	103	91	L.A. LAKERS	Mar 2	L	99	119	CHARLOTTE
Dec 2	L	87	99	at New York	Mar 4	L	102	112	MIAMI
Dec 5	L	105	108	DENVER	Mar 6	L	98	103	at Miami
Dec 7	L	68	119	SAN ANTONIO	Mar 9	L	104	118	HOUSTON
Dec 10	L	91	100	at Brooklyn	Mar 11	W	95	89	BROOKLYN
Dec 11	L	95	107	DETROIT	Mar 12	L	111	125	DETROIT
Dec 13	L	76	96	at Toronto	Mar 15	L	114	131	at Brooklyn
Dec 14	L	96	115	at Chicago	Mar 17	L	94	99	WASHINGTON
Dec 16	L	106	127	at Atlanta	Mar 18	L	97	111	OKLAHOMA CITY
Dec 18	L	97	107	NEW YORK	Mar 20	L	105	120	BOSTON
Dec 20	L	86	108	at Cleveland	Mar 21	L	75	91	at Indiana
Dec 22	L	90	104	MEMPHIS	Mar 23	L	103	104	at Denver
Dec 23	L	100	113	at Milwaukee	Mar 26	L	105	108	at Portland
Dec 26	W	111	104	at Phoenix	Mar 27	L	105	117	at Golden State
Dec 28	L	91	95	at Utah	Mar 29	L	85	100	CHARLOTTE
Dec 30	W	110	105	at Sacramento	Apr 1	L	91	100	at Charlotte
Jan 1	L	84	93	at L.A. Lakers	Apr 2	L	102	115	INDIANA
Jan 2	L	99	130	at L.A. Clippers	Apr 5	W	107	93	NEW ORLEANS
Jan 4	W	109	99	MINNESOTA	Apr 8	L	102	109	NEW YORK
Jan 7	L	98	126	ATLANTA	Apr 10	L	108	109	*MILWAUKEE
Jan 9	L	95	108	TORONTO	Apr 12	L	98	122	at Toronto
Jan 10	L	85	95	CLEVELAND	Apr 13	L	105	115	at Chicago
Jan 14	L	111	115	*CHICAGO					
Jan 16	W	114	89	PORTLAND					

\* denotes overtime





# YEAR BY YEAR RESULTS

## 2016-2017 SEASON STATISTICS

RECORD: 28-54 (.341)

HOME: 17-24

AWAY: 11-30

4TH ATLANTIC DIVISION

PLAYER	G-GS	MIN	FG-FGA	PCT	FT-FTA	PCT	OFF	DEF	TOT	AST	PF-DQ	STL	TO	BLK	PTS	AVG
Embiid	31-31	786	200-429	.466	191-244	.783	61	182	243	66	112-2	27	117	76	627	20.2
Ilyasova	53-40	1447	285-648	.440	109-142	.768	71	243	314	97	133-2	33	78	14	786	14.8
Covington	67-67	2119	292-732	.399	143-174	.822	92	344	436	102	203-2	127	131	69	864	12.9
Saric	81-36	2129	381-927	.411	172-220	.782	112	401	513	182	162-1	57	183	30	1040	12.8
Okafor	50-33	1134	242-471	.514	106-158	.671	81	159	240	58	122-1	20	91	49	590	11.8
Bayless	3-1	71	11-32	.344	9-10	.900	3	9	12	13	4-0	0	9	0	33	11.0
Poythress	6-1	157	25-54	.463	8-10	.800	11	18	29	5	14-0	3	3	2	64	10.7
Holmes	57-17	1193	230-412	.558	72-103	.699	94	217	311	58	136-1	42	55	55	559	9.8
Stauskas	80-27	2188	251-634	.396	122-150	.813	21	205	226	188	144-0	45	128	32	756	9.5
Henderson	72-41	1667	234-553	.423	133-165	.806	34	151	185	112	129-0	40	62	15	662	9.2
Noel	29-7	564	107-175	.611	43-63	.683	46	98	144	30	71-0	43	29	26	257	8.9
Long	18-0	234	61-109	.560	19-35	.543	41	44	85	13	49-0	9	13	9	148	8.2
Grant	2-0	41	6-17	.353	4-8	.500	0	6	6	0	5-0	0	3	4	16	8.0
Rodriguez	68-30	1517	210-536	.392	18-27	.667	21	136	157	344	95-0	49	128	4	530	7.8
Anderson (TOT)	75-10	1227	186-439	.424	102-129	.791	69	176	245	66	109-0	41	66	23	532	7.1
Anderson (PHI)	24-8	518	75-162	.463	32-41	.780	30	66	96	34	45-0	13	26	7	203	8.5
McConnell	81-51	2133	236-512	.461	73-90	.811	39	212	251	534	139-0	134	159	10	556	6.9
Luwawu	69-19	1190	145-361	.402	105-123	.854	25	124	149	75	154-1	32	73	10	445	6.4
Thompson	31-1	561	66-159	.415	13-20	.650	15	69	84	26	55-0	14	9	6	171	5.5
Randle	8-0	74	12-26	.462	12-12	1.000	0	5	5	6	11-0	3	3	1	42	5.3
Splitter (TOT)	8-0	76	14-31	.452	9-11	.818	8	14	22	4	8-0	1	6	1	39	4.9
Splitter (PHI)	8-0	76	14-31	.452	9-11	.818	8	14	22	4	8-0	1	6	1	39	4.9
Harper	3-0	31	5-12	.417	0-0	---	2	3	5	2	2-0	0	4	0	12	4.0
<b>76ERS</b>	<b>82</b>	<b>19830</b>	<b>3088-6992</b>	<b>.442</b>	<b>1393-1806</b>	<b>.771</b>	<b>807</b>	<b>2706</b>	<b>3513</b>	<b>1949</b>	<b>1793-10</b>	<b>692</b>	<b>1366</b>	<b>420</b>	<b>8400</b>	<b>102.4</b>
<b>OPPONENTS</b>	<b>82</b>	<b>19830</b>	<b>3244-7043</b>	<b>.461</b>	<b>1690-2135</b>	<b>.773</b>	<b>886</b>	<b>2802</b>	<b>3688</b>	<b>1859</b>	<b>1610-6</b>	<b>704</b>	<b>1241</b>	<b>446</b>	<b>8867</b>	<b>108.1</b>

3-PT FG: 76ERS 831-2443 (.340), Embiid 36-98 (.500), Ilyasova 107-298 (.359), Saric 106-341 (.311), Bayless 2-5 (.400), Poythress 6-19 (.316), Covington 137-412 (.333), McConnell 11-55 (.200), Holmes 27-77 (.351), Henderson 61-173 (.353), Stauskas 132-359 (.368), Long 7-19 (.368), Grant 0-2 (.000), Splitter 2-6 (.333), Harper 2-7 (.286), Randle 6-15 (.400), Anderson 58-194 (.299), Luwawu 50-161 (.311), Thompson 6-15 (.400), Rodriguez 92-252 (.365), Noel 0-1 (.000) OPPONENTS: 729-2044 (.357).

## 2016-2017 GAME-BY-GAME RESULTS

DATE	W/L	PHI	OPP	TEAM	DATE	W/L	PHI	OPP	TEAM
Oct 26	L	97	103	OKC	Jan 24	W	121	110	L.A. CLIPPERS
Oct 29	L	72	104	ATLANTA	Jan 25	W	114	109	at Milwaukee
Nov 1	L	101	103	ORLANDO	Jan 27	L	118	123	HOUSTON
Nov 2	L	93	109	at Charlotte	Jan 29	L	108	121	at Chicago
Nov 5	L	101	102	CLEVELAND	Jan 30	W	122	119	SACRAMENTO
Nov 7	L	84	109	UTAH	Feb 1	L	95	113	at Dallas
Nov 9	L	115	122	*at Indiana	Feb 2	L	86	102	at San Antonio
Nov 11	W	109	105	*INDIANA	Feb 4	L	102	125	at Miami
Nov 12	L	96	117	at Atlanta	Feb 6	L	96	113	at Detroit
Nov 14	L	88	115	at Houston	Feb 8	L	103	111	SAN ANTONIO
Nov 16	W	109	102	WASHINGTON	Feb 9	W	112	111	at Orlando
Nov 17	L	86	110	@ Minnesota	Feb 11	W	117	109	MIAMI
Nov 19	W	120	105	PHOENIX	Feb 13	W	105	99	at Charlotte
Nov 21	W	101	94	MIAMI	Feb 15	L	108	116	at Boston
Nov 23	L	99	104	*MEMPHIS	Feb 24	W	120	112	WASHINGTON
Nov 25	L	89	105	CHICAGO	Feb 26	L	109	110	at New York
Nov 27	L	108	112	CLEVELAND	Feb 27	L	108	119	GOLDEN STATE
Nov 28	L	95	122	at Toronto	Mar 1	L	98	125	at Miami
Dec 2	L	88	105	ORLANDO	Mar 3	W	105	102	NEW YORK
Dec 3	L	106	107	BOSTON	Mar 4	L	106	136	DETROIT
Dec 5	L	98	106	DENVER	Mar 6	L	98	112	MILWAUKEE
Dec 6	L	91	96	at Memphis	Mar 9	L	108	114	*at Portland
Dec 8	W	99	88	at New Orleans	Mar 11	L	100	112	at L.A. Clippers
Dec 11	W	97	79	at Detroit	Mar 12	W	118	116	at L.A. Lakers
Dec 14	L	114	123	TORONTO	Mar 14	L	104	106	at Golden State
Dec 16	L	89	100	L.A. LAKERS	Mar 17	W	116	74	DALLAS
Dec 18	W	108	107	BROOKLYN	Mar 19	W	105	99	BOSTON
Dec 20	L	93	108	NEW ORLEANS	Mar 20	L	109	*112	at Orlando
Dec 23	L	116	123	at Phoenix	Mar 22	L	97	122	at Oklahoma City
Dec 26	L	100	102	at Sacramento	Mar 24	W	117	107	at Chicago
Dec 29	L	83	100	at Utah	Mar 26	L	94	107	at Indiana
Dec 30	W	124	122	at Denver	Mar 28	W	106	101	at Brooklyn
Jan 3	W	93	91	MINNESOTA	Mar 29	L	92	99	ATLANTA
Jan 6	L	106	110	at Boston	Mar 31	L	105	122	at Cleveland
Jan 8	W	105	95	at Brooklyn	Apr 2	L	105	113	at Toronto
Jan 11	W	98	97	NEW YORK	Apr 4	L	118	141	BROOKLYN
Jan 13	W	102	93	CHARLOTTE	Apr 6	L	90	102	CHICAGO
Jan 14	L	93	109	at Washington	Apr 8	L	82	90	MILWAUKEE
Jan 16	W	113	104	at Milwaukee	Apr 10	L	111	120	INDIANA
Jan 18	W	94	89	TORONTO	Apr 12	L	113	114	at New York
Jan 20	W	93	92	PORTLAND					
Jan 21	L	93	110	at Atlanta					

\* denotes overtime





# YEAR BY YEAR RESULTS

## 2017-18 SEASON STATISTICS

RECORD: 52-30 (.634)

HOME: 30-11

AWAY: 22-19

3RD ATLANTIC DIVISION

PLAYER	G-GS	MIN	FG-FGA	PCT	FT-FTA	PCT	OFF	DEF	TOT	AST	PF-DQ	STL	TO	BLK	PTS	AVG
Joel Embiid	63-63	1912	510-1056	0.483	359-467	0.769	143	547	690	199	209-1	40	234	111	1445	22.9
JJ Redick	70-70	2116	404-879	0.46	197-218	0.904	9	169	178	210	123-0	35	103	6	1198	17.1
Ben Simmons	81-81	2732	544-998	0.545	191-341	0.56	145	514	659	661	211-1	140	278	70	1279	15.8
Dario Šarić	78-73	2310	403-890	0.453	178-207	0.86	154	366	520	202	160-0	51	148	20	1141	14.6
Robert Covington	80-80	2531	345-836	0.413	116-136	0.853	55	378	433	156	238-1	137	126	72	1009	12.6
Marco Belinelli(*)	28-1	737	138-279	0.495	47-54	0.87	6	45	51	45	50-0	20	40	9	380	13.6
Marco Belinelli(!)	80-2	1947	337-764	0.441	148-163	0.908	20	131	151	148	91-0	66	94	12	971	12.1
Ersan İlyasova(*)	23-3	554	93-212	0.439	33-45	0.733	44	110	154	39	65-1	17	29	9	249	10.8
Ersan İlyasova(!)	69-43	1730	277-613	0.452	105-135	0.778	118	287	405	90	157-1	61	72	26	750	10.9
Jerryd Bayless	39-11	925	109-262	0.416	35-44	0.795	15	65	80	54	91-0	23	46	6	307	7.9
Markelle Fultz	14-0	253	45-111	0.405	10-21	0.476	11	32	43	53	22-0	12	17	4	100	7.1
Richaun Holmes	48-2	746	135-241	0.56	37-56	0.661	57	154	211	61	97-3	20	25	29	311	6.5
T.J. McConnell	76-1	1706	210-421	0.499	31-39	0.795	37	189	226	303	122-0	92	112	13	478	6.3
Justin Anderson	38-0	519	87-202	0.431	28-38	0.737	25	68	93	25	54-0	15	16	7	236	6.2
Timothe Luwawu-Cabarot	52-7	807	100-267	0.375	46-58	0.793	14	58	72	54	97-0	12	38	5	299	5.8
Jahlil Okafor(>)	2-0	25	4-9	0.444	2-4	0.5	4	5	9	1	7-0	0	3	2	10	5
Trevor Booker(>)	33-0	494	61-109	0.56	32-39	0.821	47	75	122	27	50-1	16	20	11	156	4.7
Amir Johnson	74-18	1170	140-260	0.538	52-85	0.612	123	207	330	118	192-1	45	55	44	342	4.6
James Young	6-0	61	5-14	0.357	4-6	0.667	0	2	2	2	4-0	0	1	0	17	2.8
James McAdoo	3-0	18	2-7	0.286	2-2	1	0	2	2	0	1-0	0	1	1	8	2.7
Furkan Korkmaz	14-0	80	8-28	0.286	2-4	0.5	2	9	11	4	12-0	2	2	1	23	1.6
Demetrius Jackson(*)	3-0	17	3-4	0.75	1-2	0.5	1	0	1	4	1-0	1	1	0	8	2.7
Demetrius Jackson(!)	15-0	80	7-18	0.389	1-2	0.5	5	7	12	9	7-0	5	10	1	16	1.1
Larry Drew II(>)	3-0	15	1-7	0.143	0-0	---	1	0	1	2	2-0	0	1	0	2	0.7
Jacob Pullen	3-0	6	1-2	0.5	0-0	---	0	0	0	0	0-0	0	1	0	2	0.7
Nik Stauskas(>)	6-0	45	1-4	0.25	2-2	1	0	1	1	1	3-0	4	4	0	4	0.7
<b>76ERS</b>	<b>82</b>	<b>19780</b>	<b>3349-7098</b>	<b>0.472</b>	<b>1405-1868</b>	<b>0.752</b>	<b>893</b>	<b>2996</b>	<b>3889</b>	<b>2221-1811</b>	<b>9</b>	<b>682</b>	<b>1353</b>	<b>420</b>	<b>9004</b>	<b>109.8</b>
<b>OPPONENTS</b>	<b>82</b>	<b>19780</b>	<b>3120-7185</b>	<b>0.434</b>	<b>1566-2012</b>	<b>0.745</b>	<b>818</b>	<b>2641</b>	<b>3459</b>	<b>1782-1670</b>	<b>15</b>	<b>697</b>	<b>1173</b>	<b>417</b>	<b>8635</b>	<b>105.3</b>

3-pt. FG: Philadelphia 901-2445 (.369), Embiid 66-214 (.308); Redick 193-460 (.420); Simmons 0-11 (.000); Saric 157-399 (.393); Covington 203-550 (.369); Fultz 0-1 (.000), Belinelli(\*) 57-148 (.385); Belinelli(!) 149-395 (.377); İlyasova(\*) 30-83 (.361); İlyasova(!) 91-253 (.360); Holmes 4-31 (.129); Bayless 54-146 (.370); McConnell 27-62 (.435); Anderson 34-103 (.330); Luwawu-Cabarot 53-158 (.335); Booker(>) 2-7 (.286); Bayless 54-146 (.370); McConnell 27-62 (.435); Anderson 34-103 (.330); Luwawu-Cabarot 53-158 (.335); Booker(>) 2-7 (.286); Drew(>) 0-3 (.000); Pullen 0-1 (.000); Stauskas(>) 0-1 (.000); Opponents 829-2427 (.342)

## 2017-18 GAME-BY-GAME RESULTS

DATE	W/L	PHI	OPP	TEAM	DATE	W/L	PHI	OPP	TEAM
Oct 18	L	115	120	at Washington	Jan 24	W	115	101	CHICAGO
Oct 20	L	92	102	BOSTON	Jan 26	W	97	78	at San Antonio
Oct 21	L	94	128	at Toronto	Jan 28	L	112	122	at Oklahoma City
Oct 23	W	97	86	at Detroit	Jan 29	L	95	107	at Milwaukee
Oct 25	L	104	105	HOUSTON	Jan 31	L	108	116	at Brooklyn
Oct 28	W	112	110	at Dallas	Feb 2	W	103	97	MIAMI
Oct 30	W	115	107	at Houston	Feb 3	L	92	100	at Indiana
Nov 1	W	119	109	ATLANTA	Feb 6	W	115	102	WASHINGTON
Nov 3	W	121	110	INDIANA	Feb 9	W	100	82	NEW ORLEANS
Nov 7	W	104	97	at Utah	Feb 10	W	112	98	L.A. CLIPPERS
Nov 9	L	108	109	at Sacramento	Feb 12	W	108	92	NEW YORK
Nov 11	L	114	135	at Golden State	Feb 14	W	104	102	MIAMI
Nov 13	W	109	105	at L.A. Clippers	Feb 22	W	116	115	at Chicago
Nov 15	W	115	109	at L.A. Lakers	Feb 24	W	116	105	ORLANDO
Nov 18	L	116	124	GOLDEN STATE	Feb 25	L	94	109	at Washington
Nov 20	W	107	86	UTAH	Feb 27	L	101	102	at Miami
Nov 22	W	101	81	PORTLAND	Mar 1	W	108	97	at Cleveland
Nov 25	W	130	111	ORLANDO	Mar 2	W	110	99	CHARLOTTE
Nov 27	L	91	113	CLEVELAND	Mar 4	L	110	118	at Milwaukee
Nov 29	W	118	113	WASHINGTON	Mar 6	W	128	114	at Charlotte
Nov 30	L	97	108	at Boston	Mar 8	L	99	108	at Miami
Dec 2	W	108	103	DETROIT	Mar 11	W	120	97	at Brooklyn
Dec 4	L	101	115	PHOENIX	Mar 13	L	98	101	INDIANA
Dec 7	L	104	107	L.A. LAKERS	Mar 15	W	118	110	at New York
Dec 9	L	98	105	at Cleveland	Mar 16	W	120	116	BROOKLYN
Dec 10	L	124	131	at New Orleans	Mon 19	W	108	94	CHARLOTTE
Dec 12	W	118	112	* at Minnesota	Mar 21	W	119	105	MEMPHIS
Dec 15	L	117	119	***OKLAHOMA CITY	Mar 22	W	118	98	at Orlando
Dec 18	L	115	117	at Chicago	Mar 24	W	120	108	MINNESOTA
Dec 19	L	95	101	SACRAMENTO	Mar 26	W	123	104	DENVER
Dec 21	L	109	114	TORONTO	Mar 28	W	118	101	NEW YORK
Dec 23	L	86	102	at Toronto	Mar 30	W	101	91	at Atlanta
Dec 25	W	105	98	at New York	Apr 1	W	119	102	at Charlotte
Dec 28	L	110	114	at Portland	Apr 3	W	121	95	BROOKLYN
Dec 30	W	107	102	at Denver	Apr 4	W	115	108	at Detroit
Dec 31	W	123	110	at Phoenix	Apr 6	W	132	130	CLEVELAND
Jan 3	W	112	106	SAN ANTONIO	Apr 8	W	109	97	DALLAS
Jan 5	W	114	78	DETROIT	Apr 10	W	121	113	at Atlanta
Jan 11	L	103	114	BOSTON	Apr 11	W	130	95	MILWAUKEE
Jan 15	W	117	111	TORONTO					
Jan 18	W	89	80	at Boston					
Jan 20	W	116	94	MILWAUKEE					
Jan 22	L	101	105	at Memphis					

\* denotes overtime  
\*\*\* denotes triple overtime





# YEAR BY YEAR RESULTS

## 2018-19 SEASON STATISTICS

RECORD: 51-31

HOME: 31-10

AWAY: 20-21

2ND ATLANTIC DIVISION

PLAYER	G	GS	MIN	-FIELD GOALS-			-3-POINT FG--			-FREE THROWS-			--REBOUNDS--			PF	DQ	STL	TO	BLK	PTS	AVG	
				FG	FGA	PCT	FG	FGA	PCT	FT	FPA	PCT	OFF	DEF	TOT								
Embiid	64	64	2154	580	1199	.484	79	263	.300	522	649	.804	160	711	871	234	211	1	46	226	122	176.1	
Harris (TOT)	82	82	2848	611	1254	.487	156	393	.397	266	307	.866	69	576	645	229	184	0	51	151	37	164.4	
Harris (PHI)	27	27	944	187	399	.469	44	135	.326	74	88	.841	32	181	213	79	61	0	11	42	13	49.2	
Butler (TOT)	65	65	2185	418	904	.467	67	193	.347	312	365	.855	121	221	342	263	111	0	123	95	39	121.5	
Butler (PHI)	55	55	1824	344	747	.461	50	148	.338	264	304	.868	105	185	290	220	93	0	99	81	29	100.2	
Redick	76	63	2379	452	1027	.440	240	605	.397	228	255	.894	20	166	186	206	129	1	32	101	17	137.2	
B. Simmons	79	79	2700	540	960	.563	0	6	.000	257	428	.600	172	525	697	610	209	1	112	274	61	133.7	
Covington	13	13	440	50	117	.427	30	77	.390	17	23	.739	7	60	67	14	45	0	24	22	23	147.3	
Saric	79	13	396	48	132	.364	21	70	.300	27	30	.900	21	65	86	26	39	0	4	25	3	14.4	
Shamet	54	4	1108	153	347	.441	99	245	.404	44	54	.815	14	64	78	59	106	0	24	26	8	44.9	
Fultz	19	15	427	65	155	.419	4	14	.286	21	37	.568	26	44	70	59	52	0	17	25	5	15.5	
Brewer	7	3	140	20	49	.408	4	14	.286	9	13	.692	4	13	17	10	16	0	12	8	2	5.3	
Muscala	47	6	1041	109	278	.392	68	199	.342	63	77	.818	51	149	200	62	112	0	18	43	27	34.9	
Marjanovic (TOT)	58	12	681	160	260	.615	4	10	.400	98	131	.748	87	178	265	54	90	0	16	59	27	42.2	
Marjanovic (PHI)	22	3	305	75	120	.625	4	8	.500	26	36	.722	32	61	113	32	33	0	5	22	10	18.0	
Ennis (TOT)	58	27	1230	138	294	.469	55	156	.353	58	81	.716	60	122	182	41	150	0	41	34	23	38.9	
Ennis (PHI)	18	2	281	34	83	.410	11	36	.306	16	23	.696	23	42	65	14	39	0	3	11	7	9.5	
Chandler	36	32	951	91	207	.440	46	118	.390	13	18	.722	44	124	168	72	94	0	22	39	18	24.1	
Smith	6	2	111	14	34	.412	6	16	.375	6	8	.750	3	10	13	10	8	0	2	6	2	4.0	
J. Simmons (TOT)	56	9	1064	133	350	.380	28	104	.269	72	97	.742	27	99	126	128	89	0	29	68	15	36.6	
J. Simmons (PHI)	15	0	219	29	64	.453	9	21	.429	16	25	.640	4	22	26	33	21	0	11	12	1	8.3	
McConnell	76	3	1470	220	419	.525	14	42	.333	29	37	.784	28	146	174	258	105	0	79	91	17	48.3	
Korkmaz	48	7	679	98	245	.400	47	144	.326	36	44	.818	16	91	107	52	62	0	29	25	2	27.9	
Scott (TOT)	79	3	1396	168	420	.400	101	252	.401	22	33	.667	43	233	276	66	156	2	26	44	13	45.9	
Scott (PHI)	27	3	647	76	190	.400	49	119	.412	10	15	.667	19	83	102	22	68	1	9	17	5	21.1	
Monroe (TOT)	43	2	480	92	189	.487	1	5	.200	45	72	.625	67	105	172	24	66	0	14	32	8	23.0	
Monroe (PHI)	3	0	52	15	23	.652	1	1	1.000	10	11	.909	4	9	13	7	5	0	1	1	0	4.1	
Bolden	44	10	639	80	162	.494	34	66	.515	13	27	.481	47	118	165	40	99	1	17	36	39	20.7	
Milton	20	0	268	34	87	.391	14	44	.318	5	7	.714	9	26	35	18	29	0	8	6	8	4.3	
A. Johnson	51	6	529	79	157	.503	12	40	.300	31	41	.756	47	100	147	60	99	1	16	45	13	20.1	
Jackson	6	0	39	8	15	.533	2	6	.333	4	1	1.000	2	1	3	5	4	0	2	1	0	2.7	
Highsmith	5	0	40	4	10	.400	1	5	.200	0	2	.000	0	5	5	2	1	0	1	1	0	9.0	
Patton (TOT)	3	0	21	2	7	.286	0	2	.000	1	2	.500	2	4	6	3	5	0	2	0	0	1.7	
Patton (PHI)	3	0	21	2	7	.286	0	2	.000	1	2	.500	2	4	6	3	5	0	2	0	0	1.7	
76ERS	82	-	19805	3407	7233	.471	889	2474	.359	1742	2258	.771	892	3025	3917	2207	1745	6	606	1223	432	9445	115.2
OPPOSITIONS	82	-	19805	3418	7506	.455	843	2464	.342	1545	2011	.768	823	2743	3566	1917	1816	13	634	1045	336	9224	112.5

## 2018-19 GAME-BY-GAME RESULTS

DATE	W/L	PHI	OPP	TEAM	DATE	W/L	PHI	OPP	TEAM
Oct 16	L	87	105	at Boston	Jan 9	L	106	123	at Washington
Oct 18	W	127	108	CHICAGO	Jan 11	L	121	123	ATLANTA
Oct 20	W	116	115	ORLANDO	Jan 13	W	108	105	at N.Y. Knicks
Oct 23	L	132	133	at Detroit	Jan 15	W	149	107	MINNESOTA
Oct 24	L	108	123	at Milwaukee	Jan 17	W	120	96	at Indiana
Oct 27	W	105	103	CHARLOTTE	Jan 19	L	115	117	OKLAHOMA CITY
Oct 29	W	113	92	ATLANTA	Jan 21	W	121	93	HOUSTON
Oct 30	L	112	129	at Toronto	Jan 23	W	122	120	SAN ANTONIO
Nov 1	W	122	113	L.A. CLIPPERS	Jan 26	L	110	126	at Denver
Nov 3	W	109	99	DETROIT	Jan 29	W	121	105	at L.A. Lakers
Nov 4	L	97	122	at Brooklyn	Jan 31	W	113	104	at Golden State
Nov 7	W	100	94	at Indiana	Feb 2	L	108	115	at Sacramento
Nov 9	W	133	132	*CHARLOTTE	Feb 5	L	107	119	TORONTO
Nov 10	L	106	112	*at Memphis	Feb 8	W	117	110	DENVER
Nov 12	W	124	114	at Miami	Feb 10	W	143	120	L.A. LAKERS
Nov 14	L	106	111	at Orlando	Feb 12	L	109	112	BOSTON
Nov 16	W	113	107	UTAH	Feb 13	W	126	111	at N.Y. Knicks
Nov 17	W	122	119	*at Charlotte	Feb 21	W	106	102	MIAMI
Nov 19	W	119	114	PHOENIX	Feb 23	L	115	130	PORTLAND
Nov 21	W	121	120	NEW ORLEANS	Feb 25	W	111	110	at New Orleans
Nov 23	L	112	121	CLEVELAND	Feb 28	W	108	104	at Oklahoma City
Nov 25	W	127	125	at Brooklyn	Mar 2	L	117	120	GOLDEN STATE
Nov 28	W	117	91	N.Y. KNICKS	Mar 5	W	114	106	ORLANDO
Nov 30	W	123	98	WASHINGTON	Mar 6	L	107	108	at Chicago
Dec 2	W	103	95	MEMPHIS	Mar 8	L	91	107	at Houston
Dec 5	L	102	113	at Toronto	Mar 10	W	106	89	INDIANA
Dec 7	W	117	111	at Detroit	Mar 12	W	106	99	CLEVELAND
Dec 10	W	116	102	DETROIT	Mar 15	W	123	114	SACRAMENTO
Dec 12	L	124	127	BROOKLYN	Mar 17	W	130	125	at Milwaukee
Dec 14	L	101	113	INDIANA	Mar 19	W	118	114	at Charlotte
Dec 16	W	128	105	at Cleveland	Mar 20	W	118	115	BOSTON
Dec 17	L	96	123	at San Antonio	Mar 23	L	127	129	at Atlanta
Dec 19	W	131	109	N.Y. KNICKS	Mar 25	L	98	119	at Orlando
Dec 22	W	126	101	TORONTO	Mar 28	W	123	110	BROOKLYN
Dec 25	L	114	121	*at Boston	Mar 30	W	118	109	at Minnesota
Dec 27	W	114	97	at Utah	Apr 1	L	102	122	at Dallas
Dec 30	L	95	129	at Portland	Apr 3	L	122	130	at Atlanta
Jan 1	W	119	113	at L.A. Clippers	Apr 4	L	122	128	MILWAUKEE
Jan 2	W	132	127	at Phoenix	Apr 6	W	116	96	at Chicago
Jan 5	W	106	100	DALLAS	Apr 9	L	99	122	at Miami
Jan 8	W	132	115	WASHINGTON	Apr 10	W	125	109	CHICAGO

\* denotes overtime





# YEAR BY YEAR RESULTS

## 2019-20 SEASON STATISTICS

RECORD: 43-30

HOME: 31-4

AWAY: 12-26

3RD ATLANTIC DIVISION

PLAYER	--FIELD GOALS--					--3-POINT FG--					--FREE THROWS--					--REBOUNDS--					AST	PF	DQ	STL	TO	BLK	PTS	AVG	
	G	GS	MIN	FG	PCT	FG	PCT	3P	PCT	FT	FTA	PCT	OFF	DEF	TOT	AST	PF	DQ	STL	TO									BLK
Embiid	51	51	1506	382	80.1	477	57	172	33.1	351	435	80.7	141	452	593	152	174	2	45	159	65	1172	23.0						
Harris	72	72	2469	553	117.3	471	131	357	36.7	174	216	80.6	69	426	495	227	165	3	53	104	40	1411	19.6						
Simmons	57	57	2017	375	64.7	580	2	7	2.86	185	298	62.1	113	331	444	455	186	2	119	200	33	937	16.4						
Burke (TOT)	66	19	1754	321	76.8	418	116	301	38.5	235	265	88.7	48	234	282	189	128	1	62	91	17	993	15.0						
Burke (PHI)	18	1	364	77	16.7	461	32	77	41.6	34	41	82.9	11	45	56	38	21	0	12	15	0	220	12.2						
Richardson	55	53	1693	278	64.6	430	85	249	34.1	114	141	80.9	41	133	174	162	136	0	52	104	36	755	13.7						
Norford	67	61	2026	319	70.9	450	99	283	35.0	61	80	76.3	103	353	456	270	142	1	52	80	61	798	11.9						
Robinson (TOT)	62	52	1786	288	59.2	486	77	197	39.1	74	86	86.0	81	189	270	96	100	0	54	55	16	727	11.7						
Robinson (PHI)	14	4	270	44	8.5	518	9	27	33.3	11	12	91.7	15	29	44	11	18	0	9	5	2	108	7.7						
Korkmaz	72	12	1559	242	56.3	430	143	356	40.2	77	102	75.5	18	150	168	79	98	0	41	59	16	704	9.8						
Hilton	40	24	805	134	27.7	484	58	135	43.0	51	65	78.5	15	73	88	104	92	0	20	47	7	377	9.4						
Scott	68	11	1207	149	35.0	426	80	217	36.9	30	37	81.1	65	183	248	56	96	0	22	26	5	408	6.0						
Burke	25	0	329	59	12.7	465	16	38	42.1	13	18	72.2	15	20	35	53	21	0	7	12	1	147	5.9						
Ennis	49	0	776	100	22.6	442	37	106	34.9	48	61	78.7	48	102	150	41	85	0	23	31	14	285	5.8						
Neto	54	3	668	101	22.2	455	34	88	38.6	39	47	83.0	11	50	61	95	50	0	24	47	6	275	5.1						
Thybulle	65	14	1287	112	26.5	423	56	157	35.7	25	41	61.0	44	63	107	79	141	0	93	51	47	305	4.7						
Brookhoff (TOT)	17	1	180	22	5.9	373	20	51	39.2	7	8	87.5	5	38	43	11	15	0	5	6	4	71	4.2						
O'Quinn	29	2	313	42	8.5	494	7	27	25.9	11	20	55.0	34	82	116	51	37	0	7	20	24	102	3.5						
Shayok	4	0	28	3	1.2	250	2	6	33.3	3	4	75.0	1	6	7	1	4	0	0	3	1	11	2.8						
Felie	24	0	232	25	4.8	251	0	1	0.000	7	14	50.0	20	52	72	8	55	1	3	18	31	57	2.4						
Smith	7	0	32	3	1.1	273	0	3	0.000	2	4	50.0	0	2	2	2	4	0	3	2	0	8	1.1						
Bolden	4	0	14	2	3	66.7	0	1	0.000	0	2	0.000	0	1	1	0	4	0	1	2	0	4	1.0						
76ERS	73	-	17595	3000	64.17	4668	848	2307	36.8	1236	1638	75.5	764	2531	3317	1884	1529	9	586	1037	389	8084	110.7						
OPPONENTS	73	-	17595	2905	62.75	4463	759	2148	33.3	1341	1786	75.1	628	2426	3054	1661	1493	17	510	1009	294	7910	108.4						

## 2019-20 GAME-BY-GAME RESULTS

DATE	W/L	PHI	OPP	TEAM
Oct 23	W	107	93	BOSTON
Oct 26	W	117	111	@Detroit
Oct 28	W	105	103	@Atlanta
Oct 30	W	117	95	MINNESOTA
Nov 2	W	129	128	@Portland
Nov 4	L	109	114	@Phoenix
Nov 6	L	104	106	@Utah
Nov 8	L	97	100	@Denver
Nov 10	W	114	106	CHARLOTTE
Nov 12	W	98	97	CLEVELAND
Nov 13	L	97	112	@Orlando
Nov 15	L	119	127	*@Oklahoma City
Nov 17	W	114	95	@Cleveland
Nov 20	W	109	104	NEW YORK
Nov 22	W	115	104	SAN ANTONIO
Nov 23	W	113	86	MIAMI
Nov 25	L	96	101	@Toronto
Nov 27	W	97	91	SACRAMENTO
Nov 29	W	101	95	@New York
Nov 30	W	119	116	INDIANA
Dec 2	W	103	94	UTAH
Dec 5	L	113	119	@Washington
Dec 7	W	141	94	CLEVELAND
Dec 8	W	110	104	TORONTO
Dec 10	W	97	92	DENVER
Dec 12	W	115	109	@Boston
Dec 13	W	116	109	NEW ORLEANS
Dec 15	L	89	109	@Brooklyn
Dec 18	L	104	108	MIAMI
Dec 20	L	98	117	DALLAS
Dec 21	W	125	108	WASHINGTON
Dec 23	W	125	109	@Detroit
Dec 25	W	121	109	aMilwaukee
Dec 27	W	97	98	@Orlando
Dec 28	L	116	117	*@Miami
Dec 31	L	97	115	@Indiana
Jan 3	L	108	118	@Houston
Jan 6	W	120	113	OKLAHOMA CITY

DATE	W/L	PHI	OPP	TEAM
Jan 9	W	109	98	BOSTON
Jan 11	L	91	109	@Dallas
Jan 13	L	95	101	@Indiana
Jan 15	W	117	106	BROOKLYN
Jan 17	W	100	89	CHICAGO
Jan 18	W	90	87	@New York
Jan 20	W	117	111	@Brooklyn
Jan 22	L	95	107	@Toronto
Jan 25	W	108	91	L.A. LAKERS
Jan 28	W	115	104	GOLDEN STATE
Jan 30	L	117	127	@Atlanta
Feb 1	L	95	116	@Boston
Feb 3	L	106	137	@Miami
Feb 6	L	101	112	@Milwaukee
Feb 7	W	119	107	MEMPHIS
Feb 9	W	118	111	CHICAGO
Feb 11	W	110	103	L.A. CLIPPERS
Feb 20	W	112	104	*BROOKLYN
Feb 22	L	98	119	@Milwaukee
Feb 24	W	129	112	ATLANTA
Feb 26	L	94	108	@Cleveland
Feb 27	W	115	106	NEW YORK
Mar 1	L	130	136	@L.A. Clippers
Mar 3	L	107	120	@L.A. Lakers
Mar 5	W	125	108	@Sacramento
Mar 7	L	114	118	@Golden State
Mar 11	W	124	106	DETROIT
Aug 1	L	121	127	@Indiana
Aug 3	W	132	130	SAN ANTONIO
Aug 5	W	107	98	@Washington
Aug 7	W	108	101	ORLANDO
Aug 9	L	121	124	@Portland

\* denotes overtime -

(Due to the coronavirus pandemic, the team's final eight regular season games were played in Orlando, Florida on the NBA Campus)



# ALL TIME ROSTER





# ALL-TIME ROSTER

## 76ERS ALL-TIME ROSTER

### PLEASE NOTE THE FOLLOWING:

\* Denotes that a player played for more than one team during that particular season and the team-by-team breakdown was not available. Each respective stat line is reflective of the entire season's statistics, which also affects the player's total stat lines.

(n) Denotes years played in the NBL with Syracuse, before the Nationals joined the NBA in 1949-50. NBL statistics are factored in to individual NBA totals, but do not affect team statistics/records.

ABDELNABY, ALAA			Duke			#55			HT: 6-10			WT: 240								
			Birthdate: June 24, 1968			Drafted: 1990, 1st round (25th overall) by Portland														
	G	GS	MIN	FG	FGA	PCT	FT	FTA	PCT	OFF	DEF	TOT	A	PF	D	ST	TO	BS	PTS	AVG
1994-95	3	0	30	1	11	.091	0	0	---	3	5	8	0	2	0	0	5	0	2	0.7

ABLE, FOREST			Western Kentucky; Louisville										HT: 6-3			WT: 180				
			Birthdate: July 27, 1932							Drafted: 1956, Syracuse										
	G	GS	MIN	FG	FGA	PCT	FT	FTA	PCT	OFF	DEF	TOT	A	PF	D	ST	TO	BS	PTS	AVG
1956-57	1	—	1	0	2	.000	0	0	---	—	—	1	1	1	0	—	—	—	0	0.0

ALDEMİR, FURKAN				Turkey				#19				HT: 6-10				WT: 240				
				Birthdate: Aug. 9, 1991				Drafted: 2012, 2nd round (53rd overall) by L.A. Clippers												
	G	GS	MIN	FG	FGA	PCT	FT	FTA	PCT	OFF	DEF	TOT	A	PF	D	ST	TO	BS	PTS	AVG
2014-15	41	9	540	40	78	.513	13	27	.481	78	98	176	28	96	1	17	17	16	93	2.3
3-PT. FG: 2014-15, 0-5 (.000)																				

ALLEN, LAVOY			Temple			#50			HT: 6-9			WT: 255								
			Birthdate: Feb. 4, 1989			Drafted: 2011, 2nd Round (50th overall) by 76ers														
	G	GS	MIN	FG	FGA	PCT	FT	FTA	PCT	OFF	DEF	TOT	A	PF	D	ST	TO	BS	PTS	AVG
2011-12	41	15	624	79	167	.473	11	14	.786	47	124	171	34	73	0	13	20	18	169	4.1
2012-13	79	37	1669	206	454	.454	43	60	.717	159	236	395	73	180	1	24	55	55	455	5.8
2013-14	51	2	960	117	266	.440	27	40	.675	106	171	277	65	115	1	22	40	27	263	5.2
TOTALS	171	54	3253	402	887	.453	81	114	.711	312	531	843	172	59	2	100	115	368	887	5.2
3-PT. FG: 2012-13: 0-1 (.000); 2013-14, 2-13 (.154)																				

PLAYOFFS																							
	G	GS	MIN	FG	FGA	PCT	FT	FTA	PCT	OFF	DEF	TOT	A	PF	D	ST	TO	BS	PTS	AVG			
2011-12	12	1	236	34	61	.557	7	12	.583	21	38	59	3	30	0	10	5	11	75	6.3			

ALSTON, DERRICK				Duquesne				#21				HT: 6-11				WT: 225				
				Birthdate: Aug. 20, 1972				Drafted: 1994, 2nd Round (33rd overall) by 76ers												
	G	GS	MIN	FG	FGA	PCT	FT	FTA	PCT	OFF	DEF	TOT	A	PF	D	ST	TO	BS	PTS	AVG
1994-95	64	1	1032	120	258	.465	59	120	.492	98	121	219	33	107	1	39	53	35	299	4.7
1995-96	73	41	1614	198	387	.512	55	112	.491	127	175	302	61	191	1	56	59	52	452	6.2
TOTALS	137	42	1746	318	645	.493	114	232	.491	225	296	521	94	298	2	95	112	87	751	5.5
3-PT. FG: 1994-95, 0-4 (.000); 1995-96 1-3 (.333); TOTALS, 1-7 (.143)																				

AMUNDSON, LOUIS			UNLV			#20			HT: 6-9			WT: 225								
			Birthdate: Dec. 7, 1982			Drafted: Undrafted														
	G	GS	MIN	FG	FGA	PCT	FT	FTA	PCT	OFF	DEF	TOT	A	PF	D	ST	TO	BS	PTS	AVG
1994-95	64	1	1032	120	258	.465	59	120	.492	98	121	219	33	107	1	39	53	35	299	4.7
1995-96	73	41	1614	198	387	.512	55	112	.491	127	175	302	61	191	1	56	59	52	452	6.2
TOTALS	137	42	1746	318	645	.493	114	232	.491	225	296	521	94	298	2	95	112	87	751	5.5
3-PT. FG: 1994-95, 0-4 (.000); 1995-96 1-3 (.333); TOTALS, 1-7 (.143)																				

ANDERSON, CLIFF			St. Joseph's			#26			HT: 6-5			WT: 200								
			Birthdate: Sept. 7, 1944			Drafted: 1967, 4th round (35th overall) by L.A. Lakers														
	G	GS	MIN	FG	FGA	PCT	FT	FTA	PCT	OFF	DEF	TOT	A	PF	D	ST	TO	BS	PTS	AVG
2013-14	80	62	2309	309	717	.431	77	106	.726	59	241	300	149	154	0	74	106	28	810	10.1
3-PT. FG: 2013-14, 115-351 (.328)																				

ANDERSON, JAMES			Oklahoma State			#9			HT: 6-6			WT: 215								
			Birthdate: Mar. 25, 1989			Drafted: 2010, 1st round (20th overall) by San Antonio														
	G	GS	MIN	FG	FGA	PCT	FT	FTA	PCT	OFF	DEF	TOT	A	PF	D	ST	TO	BS	PTS	AVG
2013-14	80	62	2309	309	717	.431	77	106	.726	59	241	300	149	154	0	74	106	28	810	10.1
3-PT. FG: 2013-14, 115-351 (.328)																				

ANDERSON, JUSTIN			Virginia			#23, #1			HT: 6-6			WT: 230								
			Birthdate: Nov. 19, 1993			Drafted: 2015, 1st round (21st overall) by Dallas														
	G	GS	MIN	FG	FGA	PCT	FT	FTA	PCT	OFF	DEF	TOT	A	PF	D	ST	TO	BS	PTS	AVG
2016-17	24	8	517	75	162	.463	32	41	.780	30	66	96	34	45	0	13	26	7	203	8.5
2017-18	38	0	519	87	202	.431	28	38	.737	25	68	93	25	54	0	15	16	7	236	6.2



# ALL-TIME ROSTER

**TOTALS 62 8 1037 162 364 .445 60 79 .759 55 134 189 59 99 0 28 42 14 439 7.1**  
3-PT FG: 2016-17, 21-72 (.292); 2017-18, 34-103 (.330)

## PLAYOFFS

	G	GS	MIN	FG	FGA	PCT	FT	FTA	PCT	OFF	DEF	TOT	A	PF	D	ST	TO	BS	PTS	AVG
2017-18	7	0	33	3	8	.375	0	0	.000	1	8	9	0	8	0	1	2	0	8	1.1
3-PT FG:	2017-18, 2-7	(.286)																		

### ANDERSON, MITCHELL

Bradley

#7

HT: 6-7

WT: 195

Birthdate: Sept. 23, 1960

Drafted: 1982, 2nd round (36th overall) by 76ers

	G	GS	MIN	FG	FGA	PCT	FT	FTA	PCT	OFF	DEF	TOT	A	PF	D	ST	TO	BS	PTS	AVG
1982-83	13	0	48	8	22	.364	1	3	.333	4	8	12	1	6	0	1	5	0	17	1.3
3-PT FG:	1982-83, 0-1	(.000); TOTALS, 0-1 (.000)																		

### ANDERSON, RON

Fresno State

#20

HT: 6-7

WT: 215

Birthdate: Oct. 15, 1958

Drafted: 1984, 2nd round (27th overall) by Cleveland

	G	GS	MIN	FG	FGA	PCT	FT	FTA	PCT	OFF	DEF	TOT	A	PF	D	ST	TO	BS	PTS	AVG
1988-89	82	12	2618	566	1152	.491	196	229	.856	167	239	406	139	166	1	71	126	23	1330	16.2
1989-90	78	3	2089	379	841	.451	165	197	.838	81	214	295	143	143	0	72	78	13	926	11.9
1990-91	82	13	2340	512	1055	.485	165	198	.833	103	264	367	115	163	1	65	100	13	1198	14.6
1991-92	82	11	2432	469	1008	.465	143	163	.877	96	182	278	135	128	0	86	109	11	1123	13.7
1992-93	69	0	1263	225	544	.414	72	89	.809	62	122	184	93	75	0	31	63	5	561	8.1
TOTALS	393	39	10742	2151	4600	.468	741	876	.846	509	1021	1530	625	675	2	325	476	65	5138	13.1
3-PT FG:	1988-89, 2-11	(.182); 1989-90, 3-21 (.143); 1990-91, 9-43 (.209); 1991-92, 42-127 (.331); 1992-93, 39-120 (.325); TOTALS, 95-322, (.295)																		

## PLAYOFFS

	G	GS	MIN	FG	FGA	PCT	FT	FTA	PCT	OFF	DEF	TOT	A	PF	D	ST	TO	BS	PTS	AVG
1988-89	3	—	109	29	51	.569	4	5	.800	7	9	16	13	10	0	1	2	2	62	20.7
1989-90	10	—	256	40	93	.430	29	30	.967	6	31	37	14	22	0	4	15	0	112	11.2
1990-91	8	—	223	35	88	.398	17	19	.895	9	12	21	19	24	0	6	12	0	88	11.0
TOTALS	21	—	588	104	232	.448	50	54	.926	22	52	74	46	56	0	11	29	2	262	12.5
3-PT FG:	1988-89, 0-1	(.000); 1989-90, 3-5 (.600); 1990-91, 1-5 (.200); TOTALS, 4-11, (.364)																		

### ANSLEY, MICHAEL

Alabama

#45

HT: 6-7

WT: 225

Birthdate: Feb. 8, 1967

Drafted: 1989, 2nd round (37th overall) by Orlando

	G	GS	MIN	FG	FGA	PCT	FT	FTA	PCT	OFF	DEF	TOT	A	PF	D	ST	TO	BS	PTS	AVG
1991-92	8	0	32	5	11	.455	5	8	.633	2	2	4	2	4	0	0	3	0	15	1.9

### ASKEW, VINCENT

Memphis State

#30

HT: 6-6

WT: 235

Birthdate: Feb. 28, 1966

Drafted: 1987, 2nd Round (39th overall) by 76ers

G	GS	MIN	FG	FGA	PCT	FT	FTA	PCT	OFF	DEF	TOT	A	PF	D	ST	TO	BS	PTS	AVG	
1987-88	14	2	234	22	74	.297	8	11	.727	6	16	22	33	12	0	10	12	6	52	3.7

### AUSTIN, ISAAC

Arizona State

#50

HT: 6-10

WT: 290

Birthdate: Aug. 18, 1969

Drafted: 1991, 2nd round (48th pick) by Utah

	G	GS	MIN	FG	FGA	PCT	FT	FTA	PCT	OFF	DEF	TOT	A	PF	D	ST	TO	BS	PTS	AVG
1993-94	14	0	201	29	66	.439	14	23	.609	25	44	69	17	29	0	5	17	10	72	5.1

### AWTREY, DENNIS

Santa Clara

#20

HT: 6-10

WT: 250

Birthdate: Feb. 22, 1948

Drafted: 1970, 3rd round (46th overall) by 76ers

	G	GS	MIN	FG	FGA	PCT	FT	FTA	PCT	OFF	DEF	TOT	A	PF	D	ST	TO	BS	PTS	AVG
1970-71	70	38	1292	200	421	.475	104	157	.662	—	—	430	89	211	7	—	—	—	504	7.2
1971-72	58	7	794	98	222	.441	49	76	.645	—	—	248	51	141	3	—	—	—	245	4.2
1972-73	3	2	37	3	7	.429	1	4	.250	—	—	14	2	8	0	—	—	—	7	2.3
TOTALS	131	47	2123	301	650	.463	154	237	.650	—	—	692	142	360	10	—	—	—	756	6.0

## PLAYOFFS

	G	GS	MIN	FG	FGA	PCT	FT	FTA	PCT	OFF	DEF	TOT	A	PF	D	ST	TO	BS	PTS	AVG
1970-71	7	—	144	21	36	.583	11	15	.733	—	—	27	5	25	—	—	—	—	53	7.6

### BANTOM, MIKE

St. Joseph's

#42

HT: 6-9

WT: 200

Birthdate: Dec. 3, 1951

Drafted: 1973, 1st round (8th overall) by Phoenix

	G	GS	MIN	FG	FGA	PCT	FT	FTA	PCT	OFF	DEF	TOT	A	PF	D	ST	TO	BS	PTS	AVG
1981-82	43	1	979	156	306	.510	67	114	.588	87	139	226	46	133	0	25	64	37	380	8.8
3-PT FG:	1981-82, 1-3	(.333); TOTALS, 1-3 (.333)																		

## PLAYOFFS

	G	GS	MIN	FG	FGA	PCT	FT	FTA	PCT	OFF	DEF	TOT	A	PF	D	ST	TO	BS	PTS	AVG
1981-82	21	—	399	36	91	.396	19	42	.452	39	38	77	24	60	1	15	24	9	91	4.3





# ALL-TIME ROSTER

## BARKLEY, CHARLES

Auburn

#34 and #32

HT: 6-5

WT:250

Birthdate: Feb. 20, 1963

Drafted: 1984, 1st round (5th overall) by 76ers

	G	GS	MIN	FG	FGA	PCT	FT	FTA	PCT	OFF	DEF	TOT	A	PF	D	ST	TO	BS	PTS	AVG
1984-85	82	60	2347	427	783	.545	293	400	.733	266	437	703	155	301	5	95	209	80	1148	14.0
1985-86	80	80	2952	595	1041	.572	396	578	.685	354	672	1026	312	333	8	173	350	125	1603	20.0
1986-87	68	62	2740	557	937	.594	429	564	.761	390	604	994	331	252	5	119	322	104	1564	23.0
1987-88	80	80	3170	753	1283	.587	714	951	.751	385	566	951	254	278	6	100	304	103	2264	28.3
1988-89	79	79	3088	700	1208	.579	602	799	.753	403	583	986	325	262	3	126	254	67	2037	25.8
1989-90	79	79	3085	706	1177	.600	557	744	.749	361	548	909	307	250	2	148	243	50	1989	25.2
1990-91	67	67	2498	665	1167	.570	475	658	.722	258	422	680	284	173	2	110	210	33	1849	27.6
1991-92	75	75	2881	622	1126	.552	454	653	.695	271	559	830	308	196	2	136	235	44	1730	23.1
<b>TOTALS</b>	<b>610</b>	<b>582</b>	<b>22761</b>	<b>5025</b>	<b>8722</b>	<b>.576</b>	<b>3920</b>	<b>5347</b>	<b>.733</b>	<b>2688</b>	<b>4391</b>	<b>7079</b>	<b>2276</b>	<b>2045</b>	<b>33</b>	<b>1007</b>	<b>2127</b>	<b>606</b>	<b>14184</b>	<b>23.3</b>
3-PT. FG: 1984-85, 1-6 (.167); 1985-86, 17-75 (.227); 1986-87, 21-104 (.202); 1987-88, 44-157 (.280); 1988-89, 35-162 (.216); 1989-90, 20-92 (.217); 1990-91, 44-155 (.283); 1991-92, 32-137 (.234); TOTALS, 214-888, (.241)																				

## PLAYOFFS

	G	GS	MIN	FG	FGA	PCT	FT	FTA	PCT	OFF	DEF	TOT	A	PF	D	ST	TO	BS	PTS	AVG
1984-85	13	—	408	75	139	.540	40	63	.635	52	92	144	26	49	0	23	35	15	194	14.9
1985-86	12	—	497	104	180	.578	91	131	.695	60	129	189	67	52	2	27	65	15	300	25.0
1986-87	5	—	210	43	75	.573	36	45	.800	27	36	63	12	21	0	4	22	8	123	24.6
1988-89	3	—	135	29	45	.644	22	31	.710	8	27	35	16	9	0	5	11	2	81	27.0
1989-90	10	—	419	88	162	.543	65	108	.602	66	89	155	43	36	0	8	30	7	247	24.7
1990-91	8	—	326	74	125	.592	49	75	.653	31	53	84	48	23	0	15	25	3	199	24.9
<b>TOTALS</b>	<b>51</b>	<b>—</b>	<b>1995</b>	<b>413</b>	<b>726</b>	<b>.569</b>	<b>303</b>	<b>453</b>	<b>.669</b>	<b>244</b>	<b>426</b>	<b>670</b>	<b>212</b>	<b>190</b>	<b>2</b>	<b>82</b>	<b>188</b>	<b>50</b>	<b>1144</b>	<b>22.4</b>
3-PT. FG: 1984-85, 4-6 (.667); 1985-86, 1-15 (.067); 1986-87, 1-8 (.125); 1988-89, 1-5 (.200); 1989-90, 6-18 (.333); 1990-91, 2-20 (.100); TOTALS, 15-72 (.208)																				

## ALL-STAR GAME

	G	GS	MIN	FG	FGA	PCT	FT	FTA	PCT	OFF	DEF	TOT	A	PF	D	ST	TO	BS	PTS	AVG
1987	1	0	16	2	6	.333	3	6	.500	1	3	4	1	2	0	1	0	0	7	—
1988	1	0	15	1	4	.250	2	2	1.000	1	2	3	0	2	0	1	3	1	4	—
1989	1	1	20	6	11	.545	5	8	.625	3	2	5	0	0	0	2	1	1	17	—
1990	1	1	22	7	12	.583	2	3	.667	2	2	4	0	1	0	1	2	1	17	—
1991	1	1	35	7	15	.467	3	6	.500	8	14	22	4	5	0	1	3	1	17	—
1992	1	1	28	6	14	.429	0	0	---	2	7	9	1	3	0	6	3	0	12	—
<b>TOTALS</b>	<b>6</b>	<b>4</b>	<b>136</b>	<b>29</b>	<b>62</b>	<b>.468</b>	<b>15</b>	<b>25</b>	<b>.600</b>	<b>17</b>	<b>30</b>	<b>47</b>	<b>6</b>	<b>13</b>	<b>0</b>	<b>12</b>	<b>12</b>	<b>4</b>	<b>74</b>	
12.33-PT. FG: 1987, 0-2 (.000); 1988, 0-1 (.000); 1990, 1-1 (.000); TOTALS, 1-4 (.250)																				

## BARNES, MATT

UCLA

#21

HT: 6-7

WT: 225

Birthdate: Mar. 9, 1980

Drafted: 2002, 2nd round (46th overall) by Memphis

	G	GS	MIN	FG	FGA	PCT	FT	FTA	PCT	OFF	DEF	TOT	A	PF	D	ST	TO	BS	PTS	AVG
AVG2004-05	—	—	—	—	—	—	—	—	—	—	—	—	—	—	—	—	—	—	—	—
2005-06	50	0	538	59	110	.536	29	43	.674	41	56	97	22	92	2	16	24	7	149	3.0
3-PT. FG: 2005-06, 2-11 (.182)																				

## BARNETT, DICK

Tennessee State

HT: 6-4

WT: 190

Birthdate: Oct. 2, 1936

Drafted: 1959, by Syracuse

	G	GS	MIN	FG	FGA	PCT	FT	FTA	PCT	OFF	DEF	TOT	A	PF	D	ST	TO	BS	PTS	AVG
1959-60	57	—	1235	289	701	.412	128	180	.711	—	—	155	160	98	0	—	—	—	706	12.4
1960-61	78	—	2070	540	1194	.452	240	337	.712	—	—	283	218	169	0	—	—	—	1320	16.9
<b>TOTALS</b>	<b>135</b>	<b>—</b>	<b>3305</b>	<b>829</b>	<b>1895</b>	<b>.437</b>	<b>368</b>	<b>517</b>	<b>.712</b>	<b>—</b>	<b>—</b>	<b>438</b>	<b>378</b>	<b>267</b>	<b>0</b>	<b>—</b>	<b>—</b>	<b>—</b>	<b>2026</b>	<b>15.0</b>

## PLAYOFFS

	G	GS	MIN	FG	FGA	PCT	FT	FTA	PCT	OFF	DEF	TOT	A	PF	D	ST	TO	BS	PTS	AVG
1959-60	3	—	64	12	38	.316	6	7	.857	—	—	14	4	4	0	—	—	—	30	10.0
1960-61	8	—	222	49	112	.438	26	36	.722	—	—	36	12	25	0	—	—	—	124	15.5
<b>TOTALS</b>	<b>11</b>	<b>—</b>	<b>286</b>	<b>61</b>	<b>150</b>	<b>.407</b>	<b>32</b>	<b>43</b>	<b>.744</b>	<b>—</b>	<b>—</b>	<b>50</b>	<b>16</b>	<b>29</b>	<b>0</b>	<b>—</b>	<b>—</b>	<b>—</b>	<b>154</b>	<b>14.0</b>

## BARNETT, JIM

Oregon

#33

HT: 6-4

WT: 180

Birthdate: July 7, 1944

Drafted: 1966, 1st round (8th overall) by Boston

	G	GS	MIN	FG	FGA	PCT	FT	FTA	PCT	OFF	DEF	TOT	A	PF	D	ST	TO	BS	PTS	AVG
1976-77	16	0	231	28	64	.438	10	18	.556	7	7	14	23	28	0	4	—	0	66	4.1

## BARROS, DANA

Boston College

#3

HT: 5-11

WT:165

Birthdate: Apr. 13, 1967

Drafted: 1989, 1st round (16th overall) by Seattle

	G	GS	MIN	FG	FGA	PCT	FT	FTA	PCT	OFF	DEF	TOT	A	PF	D	ST	TO	BS	PTS	AVG
1993-94	81	70	2519	412	878	.469	116	145	.800	28	168	196	424	96	0	107	167	5	1075	13.3
1994-95	82	82	3318	571	1165	.490	347	386	.899	27	247	274	619	159	1	149	242	4	1686	20.6
<b>TOTALS</b>	<b>163</b>	<b>152</b>	<b>5837</b>	<b>983</b>	<b>2043</b>	<b>.432</b>	<b>463</b>	<b>551</b>	<b>.840</b>	<b>55</b>	<b>415</b>	<b>470</b>	<b>1043</b>	<b>255</b>	<b>1</b>	<b>256</b>	<b>409</b>	<b>9</b>	<b>2761</b>	<b>16.9</b>
3-PT. FG: 1993-94, 135-354 (.381); 1994-95, 197-425 (.464); TOTALS, 332-779 (.426)																				

## ALL-STAR GAME

	G	GS	MIN	FG	FGA	PCT	FT	FTA	PCT	OFF	DEF	TOT	A	PF	D	ST	TO	BS	PTS	AVG
1995	1	0	11	2	5	.400	0	0	---	0	1	1	3	0	0	0	0	0	5	5.0
3-PT FG: 1995, 1-3 (.333)																				



# ALL-TIME ROSTER

## BASKERVILLE, JERRY

Temple

#24

HT: 6-7

WT: 190

Birthdate: Nov. 10, 1951

Drafted: N/A

	G	GS	MIN	FG	FGA	PCT	FT	FTA	PCT	OFF	DEF	TOT	A	PF	D	ST	TO	BS	PTS	AVG
1975-76	21	0	105	8	26	.308	10	16	.625	13	15	28	3	32	0	6	—	5	26	1.2

## BATTIE, TONY

Texas Tech

#4

HT: 6-11

WT: 240

Birthdate: Feb. 11, 1976

Drafted: 1997, 1st round (5th overall) by Denver

	G	GS	MIN	FG	FGA	PCT	FT	FTA	PCT	OFF	DEF	TOT	A	PF	D	ST	TO	BS	PTS	AVG
2010-11	38	0	377	45	96	.469	8	14	.571	17	82	99	12	59	0	5	12	15	100	2.6
2011-12	27	11	295	19	51	.373	4	4	1.000	8	59	67	16	26	0	4	4	6	42	1.6
TOTALS	65	11	672	64	147	.435	12	18	.667	25	141	166	28	85	0	9	16	21	142	2.2

3-PT. FG: 2010-11, 2-3 (.667); 2011-12, 0-1 (.000); TOTALS, 2-4 (.500)

## PLAYOFFS

	G	GS	MIN	FG	FGA	PCT	FT	FTA	PCT	OFF	DEF	TOT	A	PF	D	ST	TO	BS	PTS	AVG
2010-11	5	0	38	3	7	.429	1	2	.500	2	8	10	0	5	0	0	1	3	7	1.4
2011-12																				

DNP - COACH'S DECISION

## BAYLESS, JERRYD

Arizona

#0

HT: 6-3

WT: 200

Birthdate: Aug. 20, 1988

Drafted: 2008, 1st round (11th overall) by Indiana

	G	GS	MIN	FG	FGA	PCT	FT	FTA	PCT	OFF	DEF	TOT	A	PF	D	ST	TO	BS	PTS	AVG
2016-17	3	1	71	11	32	.344	9	10	.900	3	9	12	13	4	0	0	9	0	33	11.0
2017-18	39	11	924	109	262	.416	35	44	.795	15	65	80	54	91	0	23	46	6	307	7.9
TOTALS	42	12	996	120	294	.408	44	54	.815	18	74	92	67	95	0	23	55	6	340	8.1

3-PT. FG: 2016-17, 2-5 (.400); 2017-18, 54-146 (.370); TOTALS, 56-151 (.371)

## PLAYOFFS

	G	GS	MIN	FG	FGA	PCT	FT	FTA	PCT	OFF	DEF	TOT	A	PF	D	ST	TO	BS	PTS	AVG
2017-18	1	0	2	0	0	0.000	0	0	0.000	0	0	0	0	0	0	0	0	0	0	0.0
3-PT. FG: 2017-18, 0-0 (.000)																				

## BECK, ERNIE

Pennsylvania

#0

HT: 6-4

WT: 190

Birthdate: Dec. 11, 1931

Drafted: 1953, by Syracuse

	G	GS	MIN	FG	FGA	PCT	FT	FTA	PCT	OFF	DEF	TOT	A	PF	D	ST	TO	BS	PTS	AVG
1960-61*	10	—	82	10	29	.345	6	7	.857	—	—	23	15	10	0	—	—	—	26	2.6

## BELL, RAJA

Florida International

#11

HT: 6-5

WT: 204

Birthdate: Sept. 19, 1976

Drafted: Undrafted

	G	GS	MIN	FG	FGA	PCT	FT	FTA	PCT	OFF	DEF	TOT	A	PF	D	ST	TO	BS	PTS	AVG
2000-01	5	0	30	2	7	.286	0	0	—	0	1	1	0	1	0	1	2	0	5	1.0
2001-02	74	12	890	103	240	.429	36	48	.750	31	80	111	71	109	0	21	48	4	254	3.4
TOTALS	79	12	920	105	247	.425	36	48	.750	31	81	112	71	110	0	22	50	4	259	4.4

3-PT. FG: 2000-01, 1-3 (.333); 2001-02, 12-44 (.273); TOTALS, 13-47 (.277)

## PLAYOFFS

	G	GS	MIN	FG	FGA	PCT	FT	FTA	PCT	OFF	DEF	TOT	A	PF	D	ST	TO	BS	PTS	AVG
2000-01	15	0	124	12	27	.444	8	14	.250	4	9	13	7	20	0	15	5	0	43	2.3
2001-02	3	0	8	1	3	.333	0	0	---	1	0	1	0	0	0	0	0	0	2	0.7
TOTALS	18	0	132	13	30	.433	8	14	.571	5	9	14	7	20	0	15	5	0	45	2.5

3-PT. FG: 2000-01, 2-8 (.250); 2001-02, 0-2 (.000); TOTALS, 2-10 (.200)

## BENJAMIN, BENOIT

Creighton

#00

HT: 7-0

WT: 265

Birthdate: Nov. 22, 1964

Drafted: 1985, 1st round (3rd overall) by LA Clippers

	G	GS	MIN	FG	FGA	PCT	FT	FTA	PCT	OFF	DEF	TOT	A	PF	D	ST	TO	BS	PTS	AVG
1997-98	14	0	197	22	41	.537	19	30	.633	18	35	53	3	26	0	4	12	4	63	4.5
1998-99	6	0	33	2	7	.286	0	0	---	3	5	8	1	6	0	0	3	0	4	0.7
TOTALS	20	0	230	24	48	.500	19	30	.633	21	40	61	4	32	0	4	15	4	67	3.4

## BELINELLI, MARCO

Italy

#18

HT: 6-5

WT: 210

Birthdate: Mar. 25, 1986

Drafted: 2007, 1st round (18th overall) by Golden State

	G	GS	MIN	FG	FGA	PCT	FT	FTA	PCT	OFF	DEF	TOT	A	PF	D	ST	TO	BS	PTS	AVG
2017-18	28	1	737	138	279	.495	47	54	.870	6	45	51	45	50	0	20	40	9	380	13.6

3-PT. FG: 2017-18, 57-148 (.385)

## PLAYOFFS

	G	GS	MIN	FG	FGA	PCT	FT	FTA	PCT	OFF	DEF	TOT	A	PF	D	ST	TO	BS	PTS	AVG
2017-18	10	0	273	43	106	0.406	27	31	.871	1	20	21	20	20	0	7	4	0	129	12.9

3-PT. FG: 2017-18, 16-46 (.348)





# ALL-TIME ROSTER

## BENNETT, ELMER

Notre Dame

#5

HT: 6-0

WT: 170

Birthdate: Feb. 13, 1970

Drafted: 1992, 2nd round (38th overall) by Atlanta

	G	GS	MIN	FG	FGA	PCT	FT	FTA	PCT	OFF	DEF	TOT	A	PF	D	ST	TO	BS	PTS	AVG
1995-96	8	0	66	4	17	.235	3	4	.750	—	1	4	5	8	0	1	7	1	11	1.4

## BIANCHI, AL

Bowling Green

#24

HT: 6-3

WT: 185

Birthdate: Mar. 26, 1932

Drafted: 1954, by Minneapolis

	G	GS	MIN	FG	FGA	PCT	FT	FTA	PCT	OFF	DEF	TOT	A	PF	D	ST	TO	BS	PTS	AVG
1956-57	68	—	1577	199	567	.351	165	239	.690	—	—	227	106	198	5	—	—	—	563	8.3
1957-58	69	—	1421	215	625	.344	140	205	.683	—	—	221	114	188	4	—	—	—	570	8.3
1958-59	72	—	1779	285	756	.377	149	206	.723	—	—	199	159	260	8	—	—	—	719	10.0
1959-60	69	—	1256	211	576	.366	109	155	.703	—	—	179	169	231	5	—	—	—	531	7.7
1960-61	52	—	667	118	342	.345	60	87	.690	—	—	105	93	137	5	—	—	—	296	5.7
1961-62	80	—	1925	336	847	.397	154	221	.697	—	—	281	263	232	5	—	—	—	826	10.3
1962-63	61	—	1159	202	476	.424	120	164	.732	—	—	134	170	165	2	—	—	—	524	8.6
1963-64	78	—	1437	257	684	.376	109	141	.773	—	—	147	149	248	6	—	—	—	623	8.0
1964-64	60	—	1116	175	486	.360	54	76	.711	—	—	95	140	178	10	—	—	—	404	6.7
1965-66	78	—	1312	214	560	.382	66	98	.673	—	—	134	134	232	4	—	—	—	494	6.3
TOTALS	687	—	13649	2212	5919	.374	1126	1592	.707	—	—	1722	1497	2069	54	—	—	—	5550	8.1

## PLAYOFFS

	G	GS	MIN	FG	FGA	PCT	FT	FTA	PCT	OFF	DEF	TOT	A	PF	D	ST	TO	BS	PTS	AVG
1956-57	5	—	97	12	38	.316	8	12	.667	—	—	15	8	16	1	—	—	—	32	6.4
1957-58	2	—	37	4	12	.333	3	8	.375	—	—	7	2	4	0	—	—	—	11	5.5
1958-59	9	—	192	34	74	.459	14	22	.636	—	—	29	25	41	4	—	—	—	82	9.1
1959-60	2	—	18	0	8	.000	0	0	---	—	—	3	3	2	0	—	—	—	0	0.0
1960-61	7	—	90	17	46	.370	8	9	.889	—	—	7	5	20	1	—	—	—	42	6.0
1961-62	5	—	184	27	69	.391	17	20	.850	—	—	26	18	17	0	—	—	—	71	14.2
1962-63	5	—	77	15	34	.441	4	7	.571	—	—	8	2	17	0	—	—	—	34	6.8
1963-64	5	—	68	12	29	.414	3	4	.750	—	—	4	4	12	0	—	—	—	27	5.4
1964-65	11	—	308	45	118	.381	14	21	.667	—	—	16	30	45	2	—	—	—	104	9.5
1965-66	5	—	64	18	43	.419	9	12	.750	—	—	10	4	19	1	—	—	—	45	9.0
TOTALS	56	—	1135	184	471	.391	80	115	.696	—	—	125	101	193	9	—	—	—	448	8.0

## BIBBY, HENRY

UCLA

#14

HT: 6-1

WT: 185

Birthdate: Nov. 24, 1949

Drafted: 1972, 4th round (57th pick) by New York

	G	GS	MIN	FG	FGA	PCT	FT	FTA	PCT	OFF	DEF	TOT	A	PF	D	ST	TO	BS	PTS	AVG
1976-77	81	80	2639	302	702	.430	221	282	.784	86	187	273	356	200	2	108	—	5	825	10.2
1977-78	82	82	2518	286	659	.434	171	219	.781	62	189	251	464	207	0	91	153	6	743	9.1
1978-79	82	38	2538	368	869	.423	266	335	.794	72	172	244	371	199	0	72	197	7	1002	12.2
1979-80	82	8	2035	251	626	.401	226	286	.790	65	143	208	307	161	0	62	147	6	739	9.0
TOTALS	327	208	9730	1207	2856	.423	884	1122	.788	285	691	976	1498	767	2	333	497	24	3309	10.1

3-PT. FG: 1979-80, 11-52 (.212), TOTALS, 11-52 (.212)

## PLAYOFFS

	G	GS	MIN	FG	FGA	PCT	FT	FTA	PCT	OFF	DEF	TOT	A	PF	D	ST	TO	BS	PTS	AVG
1976-77	19	—	691	83	197	.421	45	59	.763	28	43	71	75	59	0	24	—	2	211	11.1
1977-78	10	—	289	33	82	.402	20	22	.909	9	21	30	48	25	0	12	22	0	86	8.6
1978-79	9	—	231	26	67	.388	20	30	.667	8	11	19	42	26	0	4	0	0	72	8.0
1979-80	18	—	400	45	124	.363	40	50	.800	15	29	44	52	35	0	7	27	0	135	7.5
TOTALS	56	—	1611	187	470	.398	125	161	.776	60	104	164	217	145	0	47	49	2	504	9.0

3-PT. FG: 1979-80, 5-13 (.385)

## BLOCK, JOHN

USC

#34

HT: 6-9

WT: 210

Birthdate: Apr. 16, 1944

Drafted: 1966, 3rd round (27th pick) by LA Lakers

	G	GS	MIN	FG	FGA	PCT	FT	FTA	PCT	OFF	DEF	TOT	A	PF	D	ST	TO	BS	PTS	AVG
1972-73	48	48	1558	311	706	.441	236	302	.781	—	—	442	94	173	4	—	—	—	858	17.9

## ALL-STAR GAME

	G	GS	MIN	FG	FGA	PCT	FT	FTA	PCT	OFF	DEF	TOT	A	PF	D	ST	TO	BS	PTS	AVG
1973	1	0	5	2	4	.500	0	0	---	—	—	2	0	1	0	—	—	—	4	4.0

## BLOUNT, CORIE

Cincinnati

#40

HT: 6-9

WT: 242

Birthdate: Jan. 4, 1969

Drafted: 1993, 1st round (25th pick) by Chicago

	G	GS	MIN	FG	FGA	PCT	FT	FTA	PCT	OFF	DEF	TOT	A	PF	D	ST	TO	BS	PTS	AVG
2001-02	72	21	1426	115	251	.458	29	45	.644	149	219	368	44	176	1	49	52	26	259	3.6

3-PT. FG: 2001-02, 0-1 (.000)

## PLAYOFFS

	G	GS	MIN	FG	FGA	PCT	FT	FTA	PCT	OFF	DEF	TOT	A	PF	D	ST	TO	BS	PTS	AVG
2001-02	5	0	88	2	8	.250	3	4	.750	10	4	14	2	9	0	2	4	2	7	1.4



# ALL-TIME ROSTER

## BOL, MANUTE

Bridgeport

#11

HT: 7-7

WT: 225

Birthdate: Oct. 16, 1962

Drafted: 1983, 5th round (97th overall) by San Diego

	G	GS	MIN	FG	FGA	PCT	FT	FTA	PCT	OFF	DEF	TOT	A	PF	D	ST	TO	BS	PTS	AVG
1990-91	82	6	1522	65	164	.396	24	41	.585	66	284	350	20	184	0	16	63	247	155	1.9
1991-92	71	2	1267	49	128	.383	12	26	.462	54	168	222	22	139	1	11	41	205	110	1.5
1992-93	58	23	855	52	127	.409	12	19	.632	44	149	193	18	87	0	14	50	119	126	2.2
1993-94	4	0	49	3	7	.429	0	0	---	2	4	6	0	8	0	2	0	9	6	1.5
<b>TOTALS</b>	<b>215</b>	<b>31</b>	<b>3693</b>	<b>169</b>	<b>426</b>	<b>.397</b>	<b>48</b>	<b>86</b>	<b>.558</b>	<b>166</b>	<b>605</b>	<b>771</b>	<b>60</b>	<b>418</b>	<b>1</b>	<b>43</b>	<b>154</b>	<b>580</b>	<b>397</b>	<b>1.8</b>

3-PT. FG: 1990-91, 1-14 (.071); 1991-92, 0-9 (.000); 1992-93, 10-32 (.313); TOTALS, 11-55 (.200)

## PLAYOFFS

	G	GS	MIN	FG	FGA	PCT	FT	FTA	PCT	OFF	DEF	TOT	A	PF	D	ST	TO	BS	PTS	AVG
1990-91	8	0	109	9	18	.500	6	9	.667	4	15	19	1	14	0	1	5	12	24	3.

## BOLDEN, JONAH

UCLA

#43

HT: 6-10

WT: 220

Birthdate: Jan. 2, 1996

Drafted: 2017, 2nd round (36th overall) by Philadelphia

	G	GS	MIN	FG	FGA	PCT	FT	FTA	PCT	OFF	DEF	TOT	A	PF	D	ST	TO	BS	PTS	AVG
2019-20	4	0	14	2	3	.667	0	2	.000	0	1	1	0	4	0	1	2	0	4	1.0
2018-19	44	10	639	80	162	.494	13	27	.481	47	118	165	40	99	1	17	36	39	207	4.7
<b>TOTALS</b>	<b>48</b>	<b>10</b>	<b>653</b>	<b>82</b>	<b>165</b>	<b>.497</b>	<b>13</b>	<b>29</b>	<b>.448</b>	<b>47</b>	<b>119</b>	<b>166</b>	<b>40</b>	<b>103</b>	<b>1</b>	<b>18</b>	<b>38</b>	<b>39</b>	<b>211</b>	<b>4.4</b>

3-PT. FG: 2018-19, 34-96 (.354); 2019-20, 0-1 (.000); TOTALS, 34-97 (.351)

## PLAYOFFS

	G	GS	MIN	FG	FGA	PCT	FT	FTA	PCT	OFF	DEF	TOT	A	PF	D	ST	TO	BS	PTS	AVG
2018-19	10	0	79	5	19	.263	2	4	.50	4	10	14	3	12	0	2	9	1	16	1.6
<b>TOTALS</b>	<b>10</b>	<b>0</b>	<b>79</b>	<b>5</b>	<b>19</b>	<b>.263</b>	<b>2</b>	<b>4</b>	<b>.50</b>	<b>4</b>	<b>10</b>	<b>14</b>	<b>3</b>	<b>12</b>	<b>0</b>	<b>2</b>	<b>9</b>	<b>1</b>	<b>16</b>	<b>1.6</b>

3-PT. FG: 2018-19, 4-16 (.250)

## BOOKER, TREVOR

Clemson

#35

HT: 6-8

WT: 230

Birthdate: Nov. 25, 1987

Drafted: 2010, 1st round (23rd overall) by Minnesota

	G	GS	MIN	FG	FGA	PCT	FT	FTA	PCT	OFF	DEF	TOT	A	PF	D	ST	TO	BS	PTS	AVG
2017-18	33	0	494	61	109	.56	32	39	.821	47	75	122	27	50	1	16	20	11	156	4.7

3-PT. FG: 2017-18, 2-7 (.286)

## BOOTH, CALVIN

Penn State

#52

HT: 6-11

WT: 250

Birthdate: May 7, 1976

Drafted: 1999, 2nd round (35th overall) by Washington

	G	GS	MIN	FG	FGA	PCT	FT	FTA	PCT	OFF	DEF	TOT	A	PF	D	ST	TO	BS	PTS	AVG
2007-08	31	0	204	9	27	.333	6	10	.600	6	32	38	8	35	0	6	4	18	24	0.8

## BOWEN, BRUCE

Cal State Fullerton

#12

HT: 6-7

WT: 200

Birthdate: June 14, 1971

Drafted: Undrafted

	G	GS	MIN	FG	FGA	PCT	FT	FTA	PCT	OFF	DEF	TOT	A	PF	D	ST	TO	BS	PTS	AVG
1999-00	42	0	311	26	73	.356	6	12	.500	14	22	36	16	37	0	9	5	5	59	1.4

3-PT. FG: 1999-00, 1-2 (.500)

## BOWMAN, IRA

Pennsylvania

#11

HT: 6-5

WT: 195

Birthdate: June 11, 1973

Drafted: Undrafted

	G	GS	MIN	FG	FGA	PCT	FT	FTA	PCT	OFF	DEF	TOT	A	PF	D	ST	TO	BS	PTS	AVG
1999-00	11	0	20	2	2	1.000	1	2	.500	0	2	2	1	0	0	1	1	0	5	0.5
2001-02	3	0	29	5	7	.714	0	0	---	0	1	1	1	3	0	2	0	0	10	3.3
<b>TOTALS</b>	<b>14</b>	<b>0</b>	<b>49</b>	<b>7</b>	<b>9</b>	<b>.778</b>	<b>1</b>	<b>2</b>	<b>.500</b>	<b>0</b>	<b>3</b>	<b>3</b>	<b>2</b>	<b>3</b>	<b>0</b>	<b>3</b>	<b>1</b>	<b>0</b>	<b>15</b>	<b>1.1</b>

3-PT. FG: 2001-02, 0-1 (.000)

## PLAYOFFS

	G	GS	MIN	FG	FGA	PCT	FT	FTA	PCT	OFF	DEF	TOT	A	PF	D	ST	TO	BS	PTS	AVG
1999-00	7	0	11	0	2	.000	0	1	---	0	0	0	2	0	0	0	—	0	0	0.0

3-PT. FG: 1999-00, 0-1 (.000)

## BOYD, FRED

Oregon State

#11

HT: 6-2

WT: 180

Birthdate: June 13, 1950

Drafted: 1972, 1st round (5th pick) by 76ers

	G	GS	MIN	FG	FGA	PCT	FT	FTA	PCT	OFF	DEF	TOT	A	PF	D	ST	TO	BS	PTS	AVG
1972-73	82	49	2351	362	923	.392	136	200	.680	—	—	210	301	184	1	—	—	—	860	10.5
1973-74	75	26	1818	286	712	.402	141	195	.723	16	77	93	249	173	1	60	—	9	713	9.5
1974-75	66	13	1362	205	495	.414	55	115	.478	16	73	89	161	134	0	43	—	4	465	7.0
1975-76	6	0	33	2	6	.333	1	2	.500	0	2	2	2	5	0	—	1	0	5	0.8
<b>TOTALS</b>	<b>229</b>	<b>89</b>	<b>5564</b>	<b>855</b>	<b>2136</b>	<b>.400</b>	<b>333</b>	<b>512</b>	<b>.650</b>	<b>32</b>	<b>152</b>	<b>394</b>	<b>713</b>	<b>496</b>	<b>2</b>	<b>—</b>	<b>104</b>	<b>13</b>	<b>2043</b>	<b>8.9</b>

## BRACKINS, CRAIG

Iowa State

#33

HT: 6-10

WT: 230

Birthdate: Oct. 9, 1987

Drafted: 2010, 1st round (21st overall) by Oklahoma City

	G	GS	MIN	FG	FGA	PCT	FT	FTA	PCT	OFF	DEF	TOT	A	PF	D	ST	TO	BS	PTS	AVG
2010-11	3	0	33	4	16	.250	0	0	---	2	2	4	1	3	0	1	0	0	8	2.7
2011-12	14	1	88	9	33	.273	1	2	.500	5	10	15	8	6	0	6	4	1	22	1.6
<b>TOTALS</b>	<b>17</b>	<b>1</b>	<b>121</b>	<b>13</b>	<b>49</b>	<b>.265</b>	<b>1</b>	<b>2</b>	<b>.500</b>	<b>7</b>	<b>12</b>	<b>19</b>	<b>9</b>	<b>9</b>	<b>0</b>	<b>7</b>	<b>4</b>	<b>1</b>	<b>30</b>	<b>1.8</b>





# ALL-TIME ROSTER

3-PT. FG: 2010-11, 0-5 (.000); 2011-12, 3-9 (.333); TOTALS 3-14 (.214)

## PLAYOFFS

2010-11

2011-12

DNP - COACH'S DECISION

DNP - COACH'S DECISION

BRADLEY, MICHAEL			Villanova			#31			HT: 6-10			WT: 245							
			Birthdate: April 18, 1979			Drafted: 2001, 1st round (17th pick) by Toronto													
G	GS	MIN	FG	FGA	PCT	FT	FTA	PCT	OFF	DEF	TOT	A	PF	D	ST	TO	BS	PTS	AVG
2004-05	2	0	16	4	5 .800	1	2 .500		0	3	3	1	0	0	0	1	0	9	4.5
2005-06	46	1	367	32	79 .405	2	3 .667		40	67	107	17	39	0	5	19	7	67	1.5
TOTALS	48	1	383	36	84 .429	3	5 .600		40	70	110	18	39	0	5	20	7	76	1.6
3PT. FG: 2004-05, 0-1 (.000); 2005-06, 1-5 (.200); TOTALS, 1-6 (.167)																			

BRADLEY, SHAWN			Brigham Young			#76			HT: 7-6			WT: 248								
			Birthdate: March 22, 1972			Drafted: 1993, 1st round (2nd overall) by 76ers														
	G	GS	MIN	FG	FGA	PCT	FT	FTA	PCT	OFF	DEF	TOT	A	PF	D	ST	TO	BS	PTS	AVG
1993-94	49	45	1385	201	491	.409	102	168	.607	98	208	306	98	170	3	45	148	147	504	10.3
1994-95	82	59	2365	315	693	.455	148	232	.638	243	416	659	53	338	18	54	142	274	778	9.5
1995-96	12	11	334	43	97	.443	19	25	.760	34	72	106	8	42	0	8	31	38	105	8.8
TOTALS	143	115	4084	559	1281	.436	269	425	.633	375	696	1071	159	550	21	107	321	459	1387	9.7
3-PT FG: 1993-94, 0-3 (.000); 1994-95, 0-3 (.000); TOTALS, 0-6 (.000)																				

BRADTKE, MARK			Redcliffe H.S., Australia			#50			HT: 6-10			WT: 265								
			Birthdate: Sept. 27, 1968			Drafted: Undrafted														
	G	GS	MIN	FG	FGA	PCT	FT	FTA	PCT	OFF	DEF	TOT	A	PF	D	ST	TO	BS	PTS	AVG
1996-97	36	0	251	25	58	.431	9	13	.692	26	42	68	7	34	0	5	9	5	59	1.6

BRAND, ELTON			Duke			#42			HT: 6-9			WT: 254								
			Birthdate: March 11, 1979			Drafted: 1999, 1st round (1st overall) by Chicago														
	G	GS	MIN	FG	FGA	PCT	FT	FTA	PCT	OFF	DEF	TOT	A	PF	D	ST	TO	BS	PTS	AVG
2008-09	29	23	920	163	365	.447	73	108	.676	77	177	254	37	78	1	17	68	45	399	13.8
2009-10	76	57	2297	412	858	.480	172	233	.738	179	282	461	109	232	1	82	131	80	996	13.1
2010-11	81	81	2809	502	981	.512	213	273	.780	237	439	676	120	244	3	92	101	106	1217	15.0
2011-12	60	60	1732	287	581	.494	85	116	.733	145	284	429	97	176	1	58	65	97	659	11.0
2015-16	17	1	225	31	72	.431	8	9	.889	9	54	63	18	32	0	9	11	8	70	4.1
TOTALS	263	222	7983	1395	2857	.488	551	739	.746	647	1236	1883	381	762	6	258	376	336	3341	12.7
3-PT FG: 2009-10, 0-1 (.000); 2010-11, 0-1 (.000); 2011-12 0-1 (.000); 2015-16 0-1 (0-1) TOTALS, 0-4 (.000)																				

## PLAYOFFS

2008-09

INACTIVE - RIGHT SHOULDER INJURY

2010-11

2011-12

**TOTALS** **18** **18** **541** **80** **161 .497** **30** **45 .667** **34** **71** **105** **10** **57** **2** **13** **11** **26** **190** **10.6**

BREWER, COREY			Florida			#00			HT: 6-9			WT: 186								
			Birthdate: March 5, 1986			Drafted: 2007, 1st round (7th overall) by Minnesota														
	G	GS	MIN	FG	FGA	PCT	FT	FTA	PCT	OFF	DEF	TOT	A	PF	D	ST	TO	BS	PTS	AVG
2018-19	7	3	140	20	49	.408	9	13	.692	4	13	17	10	16	0	12	8	2	53	7.6
TOTALS	7	3	140	20	49	.408	9	13	.692	4	13	17	10	16	0	12	8	2	53	7.6
3-PT FG: 2018-19, 4-14 (.286)																				

BRANSON, JESSE			Elon			#22			HT: 6-7			WT: 200								
			Birthdate: Jan. 7, 1942			Drafted: 1965, 2nd round (9th overall) by 76ers														
	G	GS	MIN	FG	FGA	PCT	FT	FTA	PCT	OFF	DEF	TOT	A	PF	D	ST	TO	BS	PTS	AVG
1965-66	5	—	14	1	6	.167	3	4	.750	—	—	9	1	4	0	—	—	—	5	1.0

BRASCO, JAMES				New York U.				HT: 6-1				WT: 170							
Birthdate: Feb. 3, 1931				Drafted: 1952, by Syracuse															
G	GS	MIN	FG	FGA	PCT	FT	FTA	PCT	OFF	DEF	TOT	A	PF	D	ST	TO	BS	PTS	AVG
1952-53	10	111	11	48	.229	11	14	.786	—	—	15	12	18	1	—	—	—	33	3.3

BREZEC, PRIMOZ			Slovenia			#7			HT: 7-1			WT: 255								
			Birthdate: Oct. 2, 1979			Drafted: 2000, 1st round (27th overall) by Indiana														
	G	GS	MIN	FG	FGA	PCT	FT	FTA	PCT	OFF	DEF	TOT	A	PF	D	ST	TO	BS	PTS	AVG
2009-10	7	0	36	2	13	.154	1	2	.500	6	6	12	0	9	0	1	0	1	5	0.7

BRIDGES, BILL			Kansas			#23			HT: 6-4 1/2			WT: 230							
			Birthdate: Apr. 4, 1939			Drafted: 1961, 3rd round (32nd overall) by Chicago													
G	GS	MIN	FG	FGA	PCT	FT	FTA	PCT	OFF	DEF	TOT	A	PF	D	ST	TO	BS	PTS	AVG
1971-72	64	62	2210	328	645 .509	191	272 .702		—	—	861	158	219	5	—	—	—	847	13.2



# ALL-TIME ROSTER

## BRISTOW, ALLAN

Virginia Tech

#44

HT: 6-7

WT: 220

Birthdate: Aug. 23, 1951

Drafted: 1973, 2nd round (21st overall) by 76ers

	G	GS	MIN	FG	FGA	PCT	FT	FTA	PCT	OFF	DEF	TOT	A	PF	D	ST	TO	BS	PTS	AVG
1973-74	55	0	643	108	270	.400	42	57	.737	68	99	167	92	68	1	29	—	1	258	4.7
1974-75	72	3	1101	163	393	.415	121	153	.791	111	143	254	99	101	0	25	—	2	447	6.2
<b>TOTALS</b>	<b>127</b>	<b>3</b>	<b>1744</b>	<b>271</b>	<b>663</b>	<b>.409</b>	<b>163</b>	<b>210</b>	<b>.776</b>	<b>179</b>	<b>242</b>	<b>421</b>	<b>191</b>	<b>169</b>	<b>1</b>	<b>54</b>	<b>—</b>	<b>3</b>	<b>705</b>	<b>5.6</b>

## BROOKS, SCOTT

Cal-Irvine

#1

HT: 5-11

WT: 165

Birthdate: July 31, 1965

Drafted: Undrafted

	G	GS	MIN	FG	FGA	PCT	FT	FTA	PCT	OFF	DEF	TOT	A	PF	D	ST	TO	BS	PTS	AVG
1988-89	82	6	1372	156	371	.420	61	69	.884	19	75	94	306	116	0	69	65	3	428	5.2
1989-90	72	1	975	119	276	.431	50	57	.877	15	49	64	207	105	0	47	38	0	319	4.4
<b>TOTALS</b>	<b>154</b>	<b>7</b>	<b>2347</b>	<b>275</b>	<b>647</b>	<b>.425</b>	<b>111</b>	<b>126</b>	<b>.881</b>	<b>34</b>	<b>124</b>	<b>158</b>	<b>513</b>	<b>221</b>	<b>0</b>	<b>116</b>	<b>103</b>	<b>3</b>	<b>747</b>	<b>4.9</b>

3-PT. FG: 1988-89, 55-123 (.359); 1989-90, 31-79 (.392); TOTALS, 86-232 (.371)

## PLAYOFFS

	G	GS	MIN	FG	FGA	PCT	FT	FTA	PCT	OFF	DEF	TOT	A	PF	D	ST	TO	BS	PTS	AVG
1988-89	3	0	21	1	6	.167	2	21.000		0	4	4	5	4	0	0	1	0	5	1.7
1989-90	9	0	99	6	19	.316	6	9	.667	2	6	8	16	13	0	3	7	0	21	2.3
<b>TOTALS</b>	<b>12</b>	<b>0</b>	<b>120</b>	<b>7</b>	<b>25</b>	<b>.280</b>	<b>8</b>	<b>11</b>	<b>.727</b>	<b>2</b>	<b>10</b>	<b>12</b>	<b>21</b>	<b>17</b>	<b>0</b>	<b>3</b>	<b>8</b>	<b>0</b>	<b>26</b>	<b>2.2</b>

3-PT. FG: 1988-89, 1-2 (.500); 1989-90, 3-7 (.429); TOTALS, 4-9 (.444)

## BROWN, DAMONE

Syracuse

#31

HT: 6-8

WT: 202

Birthdate: June 28, 1979

Drafted: 2001, 2nd round (37th overall) by 76ers

	G	GS	MIN	FG	FGA	PCT	FT	FTA	PCT	OFF	DEF	TOT	A	PF	D	ST	TO	BS	PTS	AVG
2001-02	17	0	67	8	21	.381	7	8	.875	2	2	4	2	11	0	1	9	1	23	1.4

3-PT. FG: 2001-02, 0-1 (.000)

## BROWN, KEDRICK

Okaloosa-Walton CC (Fla.)

#5

HT: 6-7

WT: 222

Birthdate: March 18, 1981

Drafted: 2001, 1st round (11th overall)

	G	GS	MIN	FG	FGA	PCT	FT	FTA	PCT	OFF	DEF	TOT	A	PF	D	ST	TO	BS	PTS	AVG
2004-05	8	0	55	2	6	.333	8	10	.800	1	10	11	4	4	0	3	5	1	12	1.5

3-PT. FG: 2004-05, 0-3 (.000)

## BROWN, KWAME

Glynn Academy HS (Ga.)

#54

HT: 6-11

WT: 290

Birthdate: March, 10, 1982

Drafted: 2001, 1st round (1st overall)

	G	GS	MIN	FG	FGA	PCT	FT	FTA	PCT	OFF	DEF	TOT	A	PF	D	ST	TO	BS	PTS	AVG
2012-13	22	11	269	17	37	.459	7	19	.368	23	51	74	9	37	0	6	8	10	41	1.9
2013-14																				

INACTIVE - RIGHT HAMSTRING STRAIN

## BROWN, LORENZO

North Carolina State

#7

HT: 6-5

WT: 189

Birthdate: Aug. 26, 1990

Drafted: 2013, 2nd round (52 overall) by Minnesota

	G	GS	MIN	FG	FGA	PCT	FT	FTA	PCT	OFF	DEF	TOT	A	PF	D	ST	TO	BS	PTS	AVG
2013-14	26	0	224	26	86	.302	9	13	.692	8	20	28	41	19	0	13	16	3	64	2.5

3-PT. FG: 2013-14, 3-30 (.100)

## BROWN, MIKE

George Washington

#40

HT: 6-10

WT: 260

Birthdate: July 19, 1963

Drafted: 1985, 3rd round (69th overall) by Chicago

	G	GS	MIN	FG	FGA	PCT	FT	FTA	PCT	OFF	DEF	TOT	A	PF	D	ST	TO	BS	PTS	AVG
1995-96	9	1	162	9	16	.563				14	23	37	3	24	1	3	6	2	26	2.9

## BRYANT, JOE

La Salle

#23

HT: 6-9 1/2

WT: 200

Birthdate: Oct. 19, 1954

Drafted: 1975, 1st round (14th overall) by Golden State

	G	GS	MIN	FG	FGA	PCT	FT	FTA	PCT	OFF	DEF	TOT	A	PF	D	ST	TO	BS	PTS	AVG
1975-76	75	3	1203	233	552	.422	92	147	.626	97	181	278	61	165	0	44	—	23	558	7.4
1976-77	61	0	612	107	240	.446	53	70	.757	45	72	117	48	84	1	36	—	13	267	4.4
1977-78	81	0	1236	190	436	.436	111	144	.771	103	177	280	129	185	1	56	115	24	491	6.1
1978-79	70	0	1064	205	478	.429	123	170	.724	96	163	259	103	171	1	49	114	9	533	7.6
<b>TOTALS</b>	<b>287</b>	<b>3</b>	<b>4115</b>	<b>735</b>	<b>1706</b>	<b>.431</b>	<b>379</b>	<b>531</b>	<b>.714</b>	<b>341</b>	<b>593</b>	<b>934</b>	<b>341</b>	<b>605</b>	<b>3</b>	<b>185</b>	<b>229</b>	<b>69</b>	<b>1849</b>	<b>6.4</b>

## PLAYOFFS

	G	GS	MIN	FG	FGA	PCT	FT	FTA	PCT	OFF	DEF	TOT	A	PF	D	ST	TO	BS	PTS	AVG
1975-76	3	—	43	9	12	.750	5	7	.714	3	10	13	1	11	1	1	—	1	23	7.7
1976-77	10	—	74	12	31	.387	5	8	.625	2	13	15	7	13	0	6	—	2	29	2.9
1977-78	10	—	122	21	47	.447	8	11	.727	7	18	25	9	22	0	6	5	1	50	5.0
1978-79	7	—	35	10	26	.385	1	2	.500	0	1	1	4	8	0	1	2	0	21	3.0
<b>TOTALS</b>	<b>30</b>	<b>—</b>	<b>274</b>	<b>52</b>	<b>116</b>	<b>.448</b>	<b>19</b>	<b>28</b>	<b>.679</b>	<b>12</b>	<b>42</b>	<b>54</b>	<b>21</b>	<b>54</b>	<b>1</b>	<b>14</b>	<b>7</b>	<b>4</b>	<b>123</b>	<b>4.1</b>

## BRYANT, MARK

Seton Hall

#9

HT: 6-9

WT: 250

Birthdate: Apr. 25, 1965

Drafted: 1988, 1st round (21st overall) by San Antonio

	G	GS	MIN	FG	FGA	PCT	FT	FTA	PCT	OFF	DEF	TOT	A	PF	D	ST	TO	BS	PTS	AVG
2002-03	11	0	77	5	17	.294	2	21.000		7	9	16	1	12	0	1	5	1	12	1.1





# ALL-TIME ROSTER

## BUCKNER, GREG

Clemson

#21

HT: 6-4

WT: 210

Birthdate: Sept. 16, 1976

Drafted: 1998, 2nd round (53rd overall) by Dallas

	G	GS	MIN	FG	FGA	PCT	FT	FTA	PCT	OFF	DEF	TOT	A	PF	D	ST	TO	BS	PTS	AVG
2002-03	75	5	1514	185	398	.465	65	81	.802	72	144	216	96	203	0	72	62	16	450	6.0
2003-04	53	3	703	66	175	.377	20	27	.741	28	75	103	45	77	0	21	34	4	164	3.1
<b>TOTALS</b>	<b>128</b>	<b>8</b>	<b>2217</b>	<b>251</b>	<b>573</b>	<b>.438</b>	<b>85</b>	<b>108</b>	<b>.787</b>	<b>100</b>	<b>219</b>	<b>319</b>	<b>141</b>	<b>280</b>	<b>0</b>	<b>93</b>	<b>96</b>	<b>20</b>	<b>614</b>	<b>4.8</b>

3-PT. FG: 2002-03, 15-55 (.273); 2003-04, 12-44 (.273); TOTALS, 27-99 (.273)

## PLAYOFFS

	G	GS	MIN	FG	FGA	PCT	FT	FTA	PCT	OFF	DEF	TOT	A	PF	D	ST	TO	BS	PTS	AVG
2002-03	10	0	112	10	31	.323	4	4	1.000	3	14	17	3	18	0	1	3	2	26	2.6

3-PT. FG: 2002-03, 2-9 (.222)

## BUFORD, RODNEY

Creighton

#23

HT: 6-5

WT: 189

Birthdate: Nov. 2, 1977

Drafted: 1999, 2nd round (53rd overall) by Miami

	G	GS	MIN	FG	FGA	PCT	FT	FTA	PCT	OFF	DEF	TOT	A	PF	D	ST	TO	BS	PTS	AVG
2000-01	47	0	573	104	241	.432	24	29	.828	16	58	74	17	68	0	17	29	6	248	5.3

3-PT. FG: 2000-01, 16-38 (.421)

## PLAYOFFS

	G	GS	MIN	FG	FGA	PCT	FT	FTA	PCT	OFF	DEF	TOT	A	PF	D	ST	TO	BS	PTS	AVG
2000-01	15	0	72	8	24	.333	2	2	1.000	5	7	12	3	15	0	4	4	1	21	1.4

3-PT. FG: 2000-01, 3-6 (.500)

## BURKE, TREY

Michigan

#23

HT: 6-0

WT: 185

Birthdate: Nov. 12, 1992

Drafted: 2013, 1st round (9th overall) by Minnesota

	G	GS	MIN	FG	FGA	PCT	FT	FTA	PCT	OFF	DEF	TOT	A	PF	D	ST	TO	BS	PTS	AVG
2019-20	25	0	329	59	127	.465	13	18	.722	15	20	35	53	21	0	7	12	1	147	5.9

3-PT. FG: 2019-20, 16-38 (.421)

## BURKS, ALEC

Colorado

#20

HT: 6-6

WT: 214

Birthdate: July 20, 1991

Drafted: 2011, 1st round (12th overall) by Utah

	G	GS	MIN	FG	FGA	PCT	FT	FTA	PCT	OFF	DEF	TOT	A	PF	D	ST	TO	BS	PTS	AVG
2019-20	18	1	364	77	167	.461	34	41	.829	11	45	56	38	21	-	12	15	0	220	12.2

3-PT. FG: 2019-20, 32-77 (.416)

## PLAYOFFS

	G	GS	MIN	FG	FGA	PCT	FT	FTA	PCT	OFF	DEF	TOT	A	PF	D	ST	TO	BS	PTS	AVG
2019-20	4	0	95	16	49	.327	7	9	.778	7	8	15	7	7	-	1	3	3	42	10.5

3-PT. FG: 2019-20, 3-16 (.188)

## BURTON, WILLIE

Minnesota

#9

HT: 6-8

WT: 219

Birthdate: May 26, 1968

Drafted: 1990, 1st round (9th overall) by Miami

	G	GS	MIN	FG	FGA	PCT	FT	FTA	PCT	OFF	DEF	TOT	A	PF	D	ST	TO	BS	PTS	AVG
1994-95	53	31	1564	243	606	.401	220	267	.824	49	115	164	96	167	3	32	122	19	812	15.3

3-PT. FG: 1994-95, 106-275 (.385)

## BUTLER, JIMMY

Marquette

#23

HT: 6-8

WT: 232

Birthdate: Sept. 14, 1989

Drafted: 2011, 1st round (30th overall) by Chicago

	G	GS	MIN	FG	FGA	PCT	FT	FTA	PCT	OFF	DEF	TOT	A	PF	D	ST	TO	BS	PTS	AVG
2018-19	55	55	1824	344	747	.461	264	304	.868	105	185	290	220	93	0	99	81	29	1002	18.2

**TOTALS** 55 55 1824 344 747 .461 264 304 .868 105 185 290 220 93 0 99 81 29 1002 18.2

3-PT. FG: 2018-19, 50-148 (.338)

## PLAYOFFS

	G	GS	MIN	FG	FGA	PCT	FT	FTA	PCT	OFF	DEF	TOT	A	PF	D	ST	TO	BS	PTS	AVG
2018-19	12	12	421	79	175	.451	63	72	.875	22	51	73	62	20	0	17	22	7	233	19.4

3-PT. FG: 2018-19, 12-45 (.267)

## BYNUM, ANDREW

St. Joseph HS (NJ)

#33

HT: 7-0

WT: 285

Birthdate: October 27, 1987

Drafted: 2005, 1st round (10th overall) by L.A. Lakers

	G	GS	MIN	FG	FGA	PCT	FT	FTA	PCT	OFF	DEF	TOT	A	PF	D	ST	TO	BS	PTS	AVG
2012-13																				

INACTIVE - BILATERAL BONE BRUISES/BILATERAL ARTHROSCOPIC KNEE SURGERY

## CABLE, BARNEY

Bradley

#23

HT: 6-7

WT: 200

Birthdate: July 29, 1935

Drafted: 1958, 2nd round (11th overall) by Detroit

	G	GS	MIN	FG	FGA	PCT	FT	FTA	PCT	OFF	DEF	TOT	A	PF	D	ST	TO	BS	PTS	AVG
1959-60*	57	—	715	109	290	.376	44	67	.657	—	—	225	39	93	1	—	—	—	262	4.6
1960-61	75	—	1642	266	574	.463	73	108	.676	—	—	469	85	246	1	—	—	—	605	8.1
<b>TOTALS</b>	<b>132</b>	<b>—</b>	<b>2357</b>	<b>375</b>	<b>864</b>	<b>.434</b>	<b>117</b>	<b>175</b>	<b>.669</b>	<b>—</b>	<b>—</b>	<b>694</b>	<b>124</b>	<b>339</b>	<b>2</b>	<b>—</b>	<b>—</b>	<b>—</b>	<b>867</b>	<b>6.6</b>

## PLAYOFFS



# ALL-TIME ROSTER

	G	GS	MIN	FG	FGA	PCT	FT	FTA	PCT	OFF	DEF	TOT	A	PF	D	ST	TO	BS	PTS	AVG
1959-60	3	—	63	5	14	.357	4	8	.500	—	—	28	1	12	0	—	—	—	14	4.7
1960-61	8	—	185	26	65	.400	10	17	.588	—	—	61	7	29	1	—	—	—	62	7.8
<b>TOTALS</b>	<b>11</b>	<b>—</b>	<b>248</b>	<b>31</b>	<b>79</b>	<b>.392</b>	<b>14</b>	<b>25</b>	<b>.560</b>	<b>—</b>	<b>—</b>	<b>89</b>	<b>8</b>	<b>41</b>	<b>1</b>	<b>—</b>	<b>—</b>	<b>—</b>	<b>76</b>	<b>6.9</b>

CAGE, MICHAEL				San Diego State				#4				HT: 6-9				WT: 248				
				Birthdate: Jan. 28, 1962				Drafted: 1984, 1st round (14th pick) by LA Clippers												
	G	GS	MIN	FG	FGA	PCT	FT	FTA	PCT	OFF	DEF	TOT	A	PF	D	ST	TO	BS	PTS	AVG
1996-97	82	24	1247	66	141	.468	19	41	.463	112	208	320	43	118	0	48	17	42	151	1.8

CALABRESE, GERRY			St. John's (N.Y.)							HT: 6-1			WT: 175							
			Birthdate: Feb. 4, 1925							Drafted: 1950, by Syracuse										
	G	GS	MIN	FG	FGA	PCT	FT	FTA	PCT	OFF	DEF	TOT	A	PF	D	ST	TO	BS	PTS	AVG
1950-51	46	—	—	70	197	.355	61	88	.693	—	—	65	65	80	0	—	—	—	201	4.4
1951-52	58	—	937	109	317	.344	73	103	.709	—	—	84	83	107	0	—	—	—	291	5.0
TOTALS	104	—	937	179	514	.348	134	191	.702	—	—	149	148	187	0	—	—	—	492	4.7

<b>PLAYOFFS</b>																				
	G	GS	MIN	FG	FGA	PCT	FT	FTA	PCT	OFF	DEF	TOT	A	PF	D	ST	TO	BS	PTS	AVG
1951-52	6	—	53	10	24	.417	4	4	1.000	—	—	8	4	18	0	—	—	—	24	4.0

Caldwell, Adrian				Lamar				#45				HT: 6-9				WT: 265				
				Birthdate: July 4, 1966				Drafted: Undrafted												
	G	GS	MIN	FG	FGA	PCT	FT	FTA	PCT	OFF	DEF	TOT	A	PF	D	ST	TO	BS	PTS	AVG
1996-97	27	0	365	30	57	.526	12	33	.364	38	73	111	7	60	1	8	16	7	72	2.7

CANAAN, ISAIAH			Murray State				#0				HT: 6-0				WT: 188					
			Birthdate: 5/21/91				Drafted: 2013, 2nd round (34th overall) by Houston													
	G	GS	MIN	FG	FGA	PCT	FT	FTA	PCT	OFF	DEF	TOT	A	PF	D	ST	TO	BS	PTS	AVG
2014-15	22	12	569	93	247	.377	33	39	.846	7	47	54	69	55	0	15	39	3	278	12.6
2015-16	77	39	1966	260	722	.360	150	180	.833	20	154	174	137	133	0	56	91	12	846	11.0
TOTALS	99	51	2535	353	969	.364	183	219	.836	27	201	228	206	188	0	71	130	15	1124	11.4
3-PT FG: 2014-15, 59-162 (.364); 2015-16, 176-485 (.363); Totals, 235-647 (.363)																				

<b>CANNON, LARRY</b>				<b>La Salle</b>				<b>#14</b>				<b>HT: 6-41/2</b>				<b>WT: 195</b>				
				<b>Birthdate: Apr. 12, 1947</b>				<b>Drafted: 1969, 1st round (5th overall) by Chicago</b>												
	<b>G</b>	<b>GS</b>	<b>MIN</b>	<b>FG</b>	<b>FGA</b>	<b>PCT</b>	<b>FT</b>	<b>FTA</b>	<b>PCT</b>	<b>OFF</b>	<b>DEF</b>	<b>TOT</b>	<b>A</b>	<b>PF</b>	<b>D</b>	<b>ST</b>	<b>TO</b>	<b>BS</b>	<b>PTS</b>	<b>AVG</b>
1973-74	19	0	335	49	127	.386	19	28	.679	16	20	36	52	48	0	7	—	4	117	6.2

CARNEY, RODNEY			Memphis			#25			HT: 6-7			WT: 205								
			Birthdate: April 15, 1984			Drafted: 2006 1st round (16th overall) by Chicago														
	G	GS	MIN	FG	FGA	PCT	FT	FTA	PCT	OFF	DEF	TOT	A	PF	D	ST	TO	BS	PTS	AVG
2006-07	67	35	1169	182	392	.464	53	87	.609	39	89	128	26	118	0	38	43	23	442	6.6
2007-08	70	6	1039	158	392	.403	55	81	.679	50	99	149	32	96	0	39	34	23	409	5.8
2009-10	68	0	857	113	282	.401	52	63	.825	26	111	137	37	79	0	25	21	20	319	4.7
TOTALS	205	41	3065	453	1066	.425	160	231	.692	115	299	414	95	293	0	102	98	86	1170	5.7
3-PT FG: 2006-07, 25-72 (.347); 2007-08, 38-120 (.317); 2009-10, 41-135 (.304); TOTALS, 104-327 (.318)																				

CARTER, CLARENCE (BUTCH) Indiana										#12			HT: 6-5			WT: 180				
Birthdate: June 11, 1958										Drafted: 1980, 2nd round (37th overall) by LA Lakers										
	G	GS	MIN	FG	FGA	PCT	FT	FTA	PCT	OFF	DEF	TOT	A	PF	D	ST	TO	BS	PTS	AVG
1985-86	4	0	36	5	16	.313	5	6	.833	0	1	1	1	8	0	0	1	0	15	3.8

CARTER-WILLIAMS, MICHAEL Syracuse										#1			HT: 6-6			WT: 185				
Birthdate: Oct. 10, 1991										Drafted: 2013, 1st round (11th overall) by Philadelphia										
G	GS	MIN	FG	FGA	PCT	FT	FTA	PCT	OFF	DEF	TOT	A	PF	D	ST	TO	BS	PTS	AVG	
2013-14	70	70	2414	427	1054	.405	258	367	.703	101	336	437	441	213	2	130	247	43	1167	16.7
2014-15	41	38	1391	232	611	.380	117	182	.643	43	211	254	302	103	1	60	174	18	613	15.0
TOTALS	111	108	3805	659	1665	.396	375	549	.683	144	547	691	743	316	3	190	421	61	1780	16.0
3-PT FG: 2013-14, 55-208 (.264); 2014-15, 32-125 (.256); Totals, 91-361 (.252)																				

CARTER, FRED			Mt. St. Mary's						#3	HT: 6-3				WT: 185						
Birthdate: Feb. 14, 1945									Drafted: 1969, 3rd round (43rd overall) by Baltimore											
	G	GS	MIN	FG	FGA	PCT	FT	FTA	PCT	OFF	DEF	TOT	A	PF	D	ST	TO	BS	PTS	AVG
1971-72	77	49	2147	440	991	.444	179	284	.630	—	—	307	199	235	4	—	—	—	1059	13.8
1972-73	81	75	2993	679	1614	.421	259	368	.704	—	—	485	349	252	8	—	—	—	1617	20.0
1973-74	78	78	3044	706	1641	.430	254	358	.709	82	289	371	443	276	4	113	—	23	1666	21.4
1974-75	77	75	3046	715	1598	.447	256	347	.738	73	267	340	336	257	5	82	—	20	1686	21.9
1975-76	82	81	2992	665	1594	.417	219	312	.702	113	186	299	372	286	5	137	—	13	1549	18.9
1976-77	14	0	237	43	101	.426	10	19	.526	10	14	24	21	29	0	11	—	2	96	6.9
TOTALS	409	358	14459	3248	7539	.431	1177	1688	.697	278	756	1826	1720	1335	26	343	—	58	7673	18.8





# ALL-TIME ROSTER

## PLAYOFFS

	G	GS	MIN	FG	FGA	PCT	FT	FTA	PCT	OFF	DEF	TOT	A	PF	D	ST	TO	BS	PTS	AVG
1975-76	3	0	125	29	67	.433	26	30	.867	4	6	10	15	12	0	4	—	1	84	28.0

## CATCHINGS, HARVEY

Hardin Simmons

#42

HT: 6-10

WT: 220

Birthdate: Sept. 2, 1951

Drafted: 1974, 3rd round (42nd overall) by 76ers

	G	GS	MIN	FG	FGA	PCT	FT	FTA	PCT	OFF	DEF	TOT	A	PF	D	ST	TO	BS	PTS	AVG
1974-75	37	0	528	41	74	.554	16	25	.640	49	104	153	21	82	1	10	—	60	98	2.6
1975-76	75	68	1731	103	242	.426	58	96	.604	191	329	520	63	262	6	21	—	164	264	3.5
1976-77	53	25	864	62	123	.504	33	47	.702	64	170	234	30	130	1	23	—	78	157	3.0
1977-78	61	2	748	70	178	.393	34	55	.618	105	145	250	34	124	1	20	44	67	174	2.9
1978-79	25	4	289	28	68	.412	13	17	.765	30	68	98	18	42	1	8	37	35	69	2.8
TOTALS	251	99	4160	304	685	.444	154	240	.642	439	816	1255	166	640	10	82	81	404	762	3.0

## PLAYOFFS

	G	GS	MIN	FG	FGA	PCT	FT	FTA	PCT	OFF	DEF	TOT	A	PF	D	ST	TO	BS	PTS	AVG
1975-76	3	—	87	8	13	.615	1	3	.333	12	16	28	6	11	0	0	—	9	17	5.7
1976-77	8	—	54	9	25	.360	4	5	.800	1	3	4	9	14	0	3	—	4	4	0.5
1977-78	7	—	26	3	8	.375	3	4	.750	3	6	9	0	4	0	1	3	0	9	1.3
TOTALS	18	—	167	20	46	.435	8	12	.667	16	25	41	15	29	0	4	3	13	30	1.7

## CATLEDGE, TERRY

South Alabama

#23

HT: 6-8

WT: 230

Birthdate: Aug. 22, 1963

Drafted: 1985, 1st round (21st overall) by 76ers

	G	GS	MIN	FG	FGA	PCT	FT	FTA	PCT	OFF	DEF	TOT	A	PF	D	ST	TO	BS	PTS	AVG
1985-86	64	7	1092	202	431	.469	90	139	.647	107	165	272	21	127	0	31	69	8	494	7.7
3-PT FG: 1985-86, 0-4 (.000)																				

## PLAYOFFS

	G	GS	MIN	FG	FGA	PCT	FT	FTA	PCT	OFF	DEF	TOT	A	PF	D	ST	TO	BS	PTS	AVG
1985-86	11	—	293	46	117	.393	22	38	.579	37	38	75	5	34	0	6	14	8	114	10.4

## CERVI, AL

None

HT: 5-11

WT: 185

Birthdate: Feb. 12, 1917

Drafted: N/A

	G	GS	MIN	FG	FGA	PCT	FT	FTA	PCT	OFF	DEF	TOT	A	PF	D	ST	TO	BS	PTS	AVG
1949-50	56	—	—	143	431	.332	287	346	.829	—	—	—	264	223	—	—	—	—	573	10.2
1950-51	53	—	—	132	346	.382	194	237	.819	—	—	152	208	180	9	—	—	—	458	8.6
1951-52	55	—	850	99	280	.354	219	248	.883	—	—	87	148	176	7	—	—	—	417	7.6
1952-53	38	—	301	31	71	.437	81	100	.810	—	—	22	28	90	2	—	—	—	143	3.8
TOTALS	202	—	1151	405	1128	.359	781	931	.839	—	—	261	648	669	18	—	—	—	1591	7.9

## PLAYOFFS

	G	GS	MIN	FG	FGA	PCT	FT	FTA	PCT	OFF	DEF	TOT	A	PF	D	ST	TO	BS	PTS	AVG
1949-50	11	—	—	23	68	.338	38	46	.826	—	—	—	52	36	—	—	—	—	84	7.6
1950-51	7	—	—	17	56	.304	44	50	.880	—	—	33	38	31	1	—	—	—	78	11.1
1951-52	7	—	88	7	30	.233	22	23	.957	—	—	10	15	23	1	—	—	—	36	5.1
1952-53	2	—	28	3	5	.600	12	15	.800	—	—	0	1	12	1	—	—	—	18	9.0
TOTALS	27	—	116	50	159	.314	116	134	.866	—	—	43	106	102	3	—	—	—	216	8.0

## CHAMBERLAIN, WILT

Kansas

#13

HT: 7-1

WT: 275

Birthdate: Aug. 21, 1936

Drafted: 1959, 1st round (1st overall) by Philadelphia

	G	GS	MIN	FG	FGA	PCT	FT	FTA	PCT	OFF	DEF	TOT	A	PF	D	ST	TO	BS	PTS	AVG
1964-65	35	—	1558	427	808	.528	200	380	.526	—	—	780	133	70	0	—	—	—	1054	30.1
1965-66	79	—	3737	1074	1990	.540	501	976	.513	—	—	1943	414	171	0	—	—	—	2649	33.5
1966-67	81	—	3682	785	1150	.683	386	875	.441	—	—	1957	630	143	0	—	—	—	1956	24.1
1967-68	82	—	3836	819	1377	.595	354	932	.380	—	—	1952	702	160	0	—	—	—	1992	24.3
TOTALS	277	—	12813	3105	5325	.583	1441	3163	.456	—	—	5632	1879	544	0	—	—	—	7651	27.6

## PLAYOFFS

	G	GS	MIN	FG	FGA	PCT	FT	FTA	PCT	OFF	DEF	TOT	A	PF	D	ST	TO	BS	PTS	AVG
1964-65	11	—	536	123	232	.530	76	136	.559	—	—	299	48	29	0	—	—	—	322	29.3
1965-66	5	—	240	56	110	.509	28	68	.412	—	—	151	15	10	0	—	—	—	140	28.0
1966-67	15	—	718	132	228	.579	62	160	.388	—	—	437	135	37	0	—	—	—	326	21.7
1967-68	13	—	631	124	232	.534	60	158	.380	—	—	321	85	29	0	—	—	—	308	23.0
TOTALS	44	—	2125	435	802	.542	226	522	.433	—	—	1208	283	105	0	—	—	—	1096	24.9

## ALL-STAR GAME

	G	GS	MIN	FG	FGA	PCT	FT	FTA	PCT	OFF	DEF	R	A	PF	D	ST	TO	BS	PTS	AVG
1966	1	1	25	8	11	.727	5	9	.556	—	—	9	3	2	0	—	—	—	21	—
1967	1	1	39	6	7	.857	2	5	.400	—	—	22	4	1	0	—	—	—	14	—
1968	1	1	25	3	4	.750	1	4	.250	—	—	7	6	2	0	—	—	—	7	—
TOTALS	3	3	89	17	22	.773	8	18	.444	—	—	38	13	5	0	—	—	—	42	14.0



# ALL-TIME ROSTER

## CHAMBERS, TOM

Utah

#25

HT: 6-10

WT: 230

Birthdate: June 21, 1959

Drafted: 1981, 1st round (8th overall) by San Diego

	G	GS	MIN	FG	FGA	PCT	FT	FTA	PCT	OFF	DEF	TOT	A	PF	D	ST	TO	BS	PTS	AVG
1997-98	1	0	10	2	1.000		2	2	.100	0	2	2	0	0	0	2	1	0	6	6.0

## CHANDLER, WILSON

DePaul

#22

HT: 6-9

WT: 225

Birthdate: May 10, 1987

Drafted: 2007, 1st round (23rd overall) by New York

	G	GS	MIN	FG	FGA	PCT	FT	FTA	PCT	OFF	DEF	TOT	A	PF	D	ST	TO	BS	PTS	AVG
2018-19	36	32	951	91	207	.440	13	18	.722	44	124	168	72	94	0	22	39	18	241	6.7
TOTALS	36	32	951	91	207	.440	13	18	.722	44	124	168	72	94	0	22	39	18	241	6.7

3-PT. FG: 2018-19, 46-118 (.390)

## CHAPPELL, LEN

Wake Forest

#50

HT: 6-8

WT: 240

Birthdate: Jan. 31, 1941

Drafted: 1962, 1st round (4th overall) by Syracuse

	G	GS	MIN	FG	FGA	PCT	FT	FTA	PCT	OFF	DEF	TOT	A	PF	D	ST	TO	BS	PTS	AVG
1962-63	80	—	1241	281	604	.465	148	238	.622	—	—	461	56	171	1	—	—	—	710	8.9
1963-64	1	0	16	0	2	.000	1	11.000	—	—	—	4	0	2	0	—	—	—	1	1.0
TOTALS	81	0	1257	281	606	.464	149	239	.623	—	—	465	56	173	1	—	—	—	711	8.8

## PLAYOFFS

	G	GS	MIN	FG	FGA	PCT	FT	FTA	PCT	OFF	DEF	TOT	A	PF	D	ST	TO	BS	PTS	AVG
1962-63	4	—	53	4	21	.190	13	16	.813	—	—	18	3	7	0	—	—	—	21	5.3

## CHEEKS, MAURICE

West Texas State

#10

HT: 6-1

WT: 180

Birthdate: Sept. 8, 1956

Drafted: 1978, 2nd round (36th overall) by 76ers

	G	GS	MIN	FG	FGA	PCT	FT	FTA	PCT	OFF	DEF	TOT	A	PF	D	ST	TO	BS	PTS	AVG
1978-79	82	82	2409	292	572	.510	101	140	.721	63	191	254	431	198	2	174	193	12	685	8.4
1979-80	79	79	2623	357	661	.540	180	231	.779	75	199	274	556	197	1	183	216	32	898	11.4
1980-81	81	81	2415	310	581	.534	140	178	.787	67	178	245	560	231	1	193	174	39	763	9.4
1981-82	79	79	2498	352	676	.521	171	220	.777	51	197	248	667	247	0	209	184	33	881	11.2
1982-83	79	79	2465	404	745	.542	181	240	.754	53	156	209	543	182	0	184	179	31	990	12.5
1983-84	75	75	2494	386	702	.550	170	232	.733	44	161	205	478	196	1	171	182	20	950	12.7
1984-85	78	78	2616	422	741	.570	175	199	.879	54	163	217	497	184	0	169	155	24	1025	13.1
1985-86	82	82	3270	490	913	.537	282	335	.842	55	180	235	753	160	0	207	238	27	1266	15.4
1986-87	68	68	2624	415	788	.527	227	292	.777	47	168	215	538	109	0	180	173	15	1061	15.6
1987-88	79	79	2871	428	865	.495	227	275	.825	59	194	253	635	116	0	167	160	22	1086	13.7
1988-89	71	70	2298	336	696	.483	151	195	.774	39	144	183	554	114	0	105	116	17	824	11.6
TOTALS	853	852	28583	4192	7940	.529	2005	2537	.790	607	1931	2538	6212	1934	5	1942	1931	272	10429	12.2

3-PT. FG: 1979-80, 4-9 (.444); 1980-81, 3-8 (.375); 1981-82, 6-22 (.273); 1982-83, 1-6 (.167); 1983-84, 8-20 (.400); 1984-85, 6-26 (.231); 1985-86, 4-17 (.235); 1986-87, 4-17 (.235); 1987-88, 3-22 (.136); 1988-89, 1-13 (.077); TOTALS, 40-160 (.250)

## PLAYOFFS

	G	GS	MIN	FG	FGA	PCT	FT	FTA	PCT	OFF	DEF	TOT	A	PF	D	ST	TO	BS	PTS	AVG
1978-79	8	—	330	66	121	.545	37	56	.661	13	22	35	63	29	0	37	4	4	169	18.8
1979-80	18	—	675	89	174	.511	29	41	.707	22	52	74	111	43	0	45	45	4	208	11.6
1980-81	16	—	513	68	125	.544	32	42	.762	4	47	51	116	55	1	40	36	12	168	10.5
1981-82	21	—	765	125	265	.472	50	65	.769	15	47	62	172	58	0	48	49	6	301	14.3
1982-83	13	—	483	83	165	.503	45	64	.703	11	28	39	91	23	0	26	34	2	212	16.3
1983-84	5	—	171	35	67	.522	13	15	.867	2	10	12	19	18	0	13	10	0	83	16.6
1984-85	13	—	483	81	153	.529	36	42	.857	12	34	46	67	29	0	31	34	5	198	15.2
1985-86	12	—	519	94	182	.516	62	73	.849	13	43	56	85	18	0	13	32	3	250	20.8
1986-87	5	—	210	35	66	.530	18	21	.857	1	12	13	44	14	0	9	12	4	88	17.6
1988-89	3	—	128	21	41	.512	11	13	.846	3	8	11	39	4	0	7	3	1	53	17.7
TOTALS	114	—	4277	697	1359	.513	333	432	.771	96	303	399	807	291	1	269	259	41	1730	15.2

3-PT. FG: 1979-80, 1-5 (.200); 1980-81, 0-3 (.000); 1981-82, 1-9 (.111); 1982-83, 1-2 (.500); 1983-84, 0-1 (.000); 1984-85, 0-5 (.000); 1985-86, 0-7 (.000); 1986-87, 0-1 (.000); 1987-88, 0-1 (.000); TOTALS, 3-34 (.088)

## ALL-STAR GAME

	G	GS	MIN	FG	FGA	PCT	FT	FTA	PCT	OFF	DEF	TOT	A	PF	D	ST	TO	BS	PTS	AVG
1983	1	1	18	3	8	.375	0	0	---	0	1	1	1	0	0	0	0	0	6	—
1986	1	0	14	3	6	.500	0	0	---	0	0	0	2	0	0	2	3	0	6	—
1987	1	0	8	1	2	.500	2	2	1.000	0	0	0	0	1	0	1	1	0	4	—
1988	1	0	4	0	0	.000	0	0	---	0	2	2	1	1	0	0	0	0	0	—
TOTALS	4	1	44	7	16	.438	2	2	1.000	0	3	3	4	2	0	3	4	0	16	4.0

## CHOLLET, LEROY

Loyola (La.); Canisius

HT: 6-2

WT: 190

Birthdate: March 5, 1925

Drafted: N/A

	G	GS	MIN	FG	FGA	PCT	FT	FTA	PCT	OFF	DEF	TOT	A	PF	D	ST	TO	BS	PTS	AVG
1949-50	49	—	—	61	179	.341	35	56	.625	—	—	—	37	52	—	—	—	—	157	3.2
1950-51	14	—	—	6	51	.118	12	19	.632	—	—	15	12	29	0	—	—	—	24	1.7
TOTALS	63	—	—	67	230	.291	47	75	.627	—	—	15	49	81	0	—	—	—	181	2.9

## PLAYOFFS

	G	GS	MIN	FG	FGA	PCT	FT	FTA	PCT	OFF	DEF	TOT	A	PF	D	ST	TO	BS	PTS	AVG
--	---	----	-----	----	-----	-----	----	-----	-----	-----	-----	-----	---	----	---	----	----	----	-----	-----





# ALL-TIME ROSTER

1949-50	8	—	—	7	26	.269	5	13	.385	—	—	—	4	11	—	—	—	—	19	2.4
1950-51	7	—	—	4	23	.174	5	8	.625	—	—	—	16	9	16	1	—	—	13	1.9
<b>TOTALS</b>	<b>15</b>	<b>—</b>	<b>—</b>	<b>11</b>	<b>49</b>	<b>.224</b>	<b>10</b>	<b>21</b>	<b>.476</b>	<b>—</b>	<b>—</b>	<b>—</b>	<b>16</b>	<b>13</b>	<b>27</b>	<b>1</b>	<b>—</b>	<b>—</b>	<b>32</b>	<b>2.1</b>

CLARK, ARCHIE			Minnesota			#21			HT: 6-2			WT: 175								
			Birthdate: July 15, 1941			Drafted: 1966, 4th round (37th overall) by LA Lakers														
	G	GS	MIN	FG	FGA	PCT	FT	FTA	PCT	OFF	DEF	TOT	A	PF	D	ST	TO	BS	PTS	AVG
1968-69	82	0	2144	444	928	.478	219	314	.697	—	—	265	296	188	1	—	—	—	1107	13.5
1969-70	76	0	2772	594	1198	.496	311	396	.785	—	—	301	380	201	2	—	—	—	1499	19.7
1970-71	82	82	3245	662	1334	.496	422	536	.787	—	—	391	440	217	2	—	—	—	1746	21.3
1971-72	1	1	42	11	16	.688	7	11	.636	—	—	3	7	3	0	—	—	—	29	29.0
TOTALS	241	83	8203	1711	3476	.492	959	1257	.763	—	—	960	1123	609	5	—	—	—	4381	18.2

PLAYOFFS																					
	G	GS	MIN	FG	FGA	PCT	FT	FTA	PCT	OFF	DEF		R	A	PF	D	ST	TO	BS	PTS	AVG
1968-69	5	—	185	40	77	.519	17	19	.895	—	—		19	22	17	0	—	—	—	97	19.4
1969-70	5	—	146	26	60	.433	16	22	.727	—	—		14	18	10	0	—	—	—	68	13.6
1970-71	7	—	295	66	139	.475	33	45	.733	—	—		29	34	21	0	—	—	—	165	23.6
TOTALS	17	—	626	132	276	.478	66	86	.767	—	—		62	74	48	0	—	—	—	330	19.4

CLAXTON, SPEEDY			Hofstra			#12			HT: 5-11			WT: 166								
			Birthdate: May 8, 1978			Drafted: 2000, 1st round (20th overall) by 76ers														
	G	GS	MIN	FG	FGA	PCT	FT	FTA	PCT	OFF	DEF	TOT	A	PF	D	ST	TO	BS	PTS	AVG
2001-02	67	18	1528	181	452	.400	114	136	.838	46	114	160	198	145	1	95	95	6	480	7.2
3-PT. FG: 2001-02, 4-33 (.121)																				

PLAYOFFS																				
	G	GS	MIN	FG	FGA	PCT	FT	FTA	PCT	OFF	DEF	TOT	A	PF	D	ST	TO	BS	PTS	AVG
2001-02	5	0	49	4	12	.333	4	6	.667	1	0	1	14	8	0	5	3	0	12	2.4

COLEMAN, BEN				Maryland				#54				HT: 6-9				WT: 235				
				Birthdate: Nov. 14, 1961				Drafted: 1984, 2nd round (37th overall) by Chicago												
	G	GS	MIN	FG	FGA	PCT	FT	FTA	PCT	OFF	DEF	TOT	A	PF	D	ST	TO	BS	PTS	AVG
1987-88	43	14	841	110	213	.516	76	101	.752	58	119	177	23	120	1	15	55	25	296	6.9
1988-89	58	11	703	117	241	.485	61	77	.792	49	128	177	17	120	0	10	48	18	295	5.1
TOTALS	101	25	1544	227	454	.500	137	178	.770	107	247	354	40	240	1	25	103	43	591	5.9
3-PT. FG: 1987-88, 0-1 (.000)																				

PLAYOFFS																				
	G	GS	MIN	FG	FGA	PCT	FT	FTA	PCT	OFF	DEF	TOT	A	PF	D	ST	TO	BS	PTS	AVG
1988-89	3	0	23	6	8	.750	2	21	0.000	2	3	5	0	8	0	1	1	0	14	4.7

COLEMAN, DERRICK			Syracuse			#44			HT: 6-10			WT: 270								
			Birthdate: June 21, 1967			Drafted: 1990, 1st round (1st overall) by New Jersey														
	G	GS	MIN	FG	FGA	PCT	FT	FTA	PCT	OFF	DEF	TOT	A	PF	D	ST	TO	BS	PTS	AVG
1995-96	11	11	294	48	118	.407	20	32	.625	13	59	72	31	30	0	4	28	10	123	11.2
1996-97	57	54	2102	364	836	.435	272	365	.745	157	416	573	193	164	1	50	184	75	1032	18.1
1997-98	59	58	2135	356	867	.411	302	391	.772	149	438	587	145	144	1	46	157	68	1040	17.6
2001-02	58	58	2080	331	735	.450	185	227	.815	167	342	509	98	158	0	42	119	51	875	15.1
2002-03	64	35	1742	223	498	.448	134	171	.784	151	299	450	87	171	2	53	96	69	602	9.4
2003-04	34	30	843	107	259	.413	49	65	.754	45	147	192	46	79	0	23	57	26	271	8.0
TOTALS	283	246	9196	1429	3313	.431	962	1251	.769	682	1701	2383	600	746	4	218	641	299	3943	13.9
3-PT. FG: 1995-96, 7-21 (.333); 1996-97, 32-119 (.269); 1997-98, 26-98 (.265); 2001-02, 28-83 (.337); 2002-03, 22-67 (.328); 2003-04, 8-36 (.222); TOTALS, 123-424 (.290)																				

PLAYOFFS																				
	G	GS	MIN	FG	FGA	PCT	FT	FTA	PCT	OFF	DEF	TOT	A	PF	D	ST	TO	BS	PTS	AVG
2001-02	5	5	191	22	42	.524	16	20	.800	15	31	46	10	10	0	1	5	7	64	12.8
2002-03	12	12	449	59	118	.500	41	47	.872	29	67	96	24	36	0	7	17	16	163	13.6
TOTALS	17	17	640	81	160	.506	57	67	.851	44	98	142	34	46	0	8	22	23	227	13.4
3-PT. FG: 2001-02, 4-13 (.308); 2002-03, 4-10 (.400); TOTALS, 8-23 (.348)																				

COLLINS, DOUG			Illinois State							#20		HT: 6-6			WT: 180						
			Birthdate: July 28, 1951							Drafted: 1973, 1st round (1st overall) by 76ers											
	G	GS	MIN	FG	FGA	PCT	FT	FTA	PCT	OFF	DEF	TOT	A	PF	D	ST	TO	BS	PTS	AVG	
1973-74	25	0	436	72	194	.371	55	72	.764	7	39	46	40	65	1	13	—	2	199	8.0	
1974-75	81	76	2820	561	1150	.488	331	392	.844	104	211	315	213	291	6	108	—	17	1453	17.9	
1975-76	77	77	2995	614	1196	.513	372	445	.836	126	181	307	191	249	2	110	—	24	1600	20.8	
1976-77	58	47	2037	426	823	.518	210	250	.840	64	131	195	271	174	2	70	—	15	1062	18.3	
1977-78	79	77	2770	643	1223	.526	267	329	.812	87	143	230	320	228	2	128	250	25	1553	19.7	
1978-79	47	44	1595	358	717	.499	201	247	.814	36	87	123	191	139	1	52	131	20	917	19.5	
1979-80	36	17	963	191	410	.466	113	124	.911	29	65	94	100	76	0	30	82	7	495	13.8	
1980-81	12	12	329	62	126	.492	24	29	.828	6	23	29	42	23	0	7	22	4	148	12.3	
TOTALS	415	350	13945	2927	5839	.501	1573	1888	.833	459	880	1339	1368	1245	14	518	485	114	7427	17.9	



# ALL-TIME ROSTER

## PLAYOFFS

	G	GS	MIN	FG	FGA	PCT	FT	FTA	PCT	OFF	DEF	TOT	A	PF	D	ST	TO	BS	PTS	AVG
1975-76	3	—	117	23	53	.434	12	14	.857	13	8	21	10	9	0	3	—	1	58	19.3
1976-77	19	—	759	177	318	.557	71	96	.740	30	49	79	74	57	0	28	—	3	425	22.4
1977-78	10	—	342	82	165	.497	40	49	.816	8	23	31	27	29	0	3	23	0	204	20.4
TOTALS	32	—	1218	282	536	.526	123	159	.774	51	80	131	111	95	0	34	23	4	687	21.5

## ALL-STAR GAME

	G	GS	MIN	FG	FGA	PCT	FT	FTA	PCT	OFF	DEF	TOT	A	PF	D	ST	TO	BS	PTS	AVG
1976	1	0	20	5	10	.500	2	2	1.000	2	4	6	3	3	0	3	—	0	12	—
1977	1	1	21	3	6	.500	2	2	1.000	1	1	2	6	2	0	1	—	0	8	—
1978	1	0	27	3	8	.375	8	11	.727	4	1	5	8	3	0	2	—	0	14	—
1979	Selected but did not play due to injury																			
TOTALS	3	1	68	11	24	.458	12	15	.800	7	6	13	17	8	0	6	—	0	34	11.3

## COLTER, STEVE

New Mexico State

#14

HT: 6-3

WT: 175

Birthdate: July 24, 1962

Drafted: 1984, 2nd round (33rd overall) by Portland

	G	GS	MIN	FG	FGA	PCT	FT	FTA	PCT	OFF	DEF	TOT	A	PF	D	ST	TO	BS	PTS	AVG
1986-87	43	13	849	120	255	.471	49	68	.721	14	52	66	116	61	0	37	38	6	293	6.8
1987-88	12	0	152	15	40	.375	7	9	.778	7	11	18	26	20	0	6	11	0	37	3.1
TOTALS	55	13	1001	135	295	.458	56	77	.727	21	63	84	142	81	0	43	49	6	330	6.0

## PLAYOFFS

	G	GS	MIN	FG	FGA	PCT	FT	FTA	PCT	OFF	DEF	TOT	A	PF	D	ST	TO	BS	PTS	AVG
1986-87	—	2	8	1	2	.500	0	0	---	0	0	0	2	1	0	0	0	0	2	1.0

## CONLIN, ED

Fordham

HT: 6-6

WT: 200

Birthdate: Sept. 2, 1933

Drafted: 1955, by Syracuse

	G	GS	MIN	FG	FGA	PCT	FT	FTA	PCT	OFF	DEF	TOT	A	PF	D	ST	TO	BS	PTS	AVG
1955-56	66	—	1423	211	574	.368	121	178	.680	—	—	326	145	121	1	—	—	—	543	8.2
1956-57	71	—	2250	335	896	.374	283	368	.769	—	—	430	205	170	0	—	—	—	953	13.4
1957-58	60	—	1871	343	877	.391	215	270	.796	—	—	436	133	168	2	—	—	—	901	15.0
1958-59*	72	—	1955	329	891	.369	197	274	.719	—	—	394	132	188	6	—	—	—	855	11.9
TOTALS	269	—	7499	1218	3238	.376	816	1090	.749	—	—	1586	615	647	9	—	—	—	3252	12.1

## PLAYOFFS

	G	GS	MIN	FG	FGA	PCT	FT	FTA	PCT	OFF	DEF	TOT	A	PF	D	ST	TO	BS	PTS	AVG
1955-56	8	—	197	31	88	.365	22	38	.579	—	—	47	9	14	0	—	—	—	84	10.5
1956-57	5	—	164	28	71	.394	21	27	.778	—	—	17	15	11	0	—	—	—	77	15.4
1957-58	3	—	113	14	45	.311	5	7	.714	—	—	21	4	10	0	—	—	—	33	11.0
TOTALS	16	—	474	73	201	.363	48	72	.667	—	—	85	28	35	0	—	—	—	194	12.1

## COPELAND, LANARD

Georgia State

#7

HT: 6-6

WT: 210

Birthdate: July 16, 1965

Drafted: Undrafted

Drafted July 17, 1989										Drafted Summer											
	G	GS	MIN	FG	FGA	PCT	FT	FTA	PCT	OFF	DEF	TOT	A	PF	D	ST	TO	BS	PTS	AVG	
1989-90	23	0	110	31	68	.456	11	14	.786	4	6	10	9	12	0	1	19	1	74	3.2	
3-PT. FG: 1990-91, 1-5 (.200)																					

## PLAYOFFS

	G	GS	MIN	FG	FGA	PCT	FT	FTA	PCT	OFF	DEF	TOT	A	PF	D	ST	TO	BS	PTS	AVG
1990-91	—	4	9	2	6	.333	0	0	---	0	1	1	0	1	0	0	1	0	4	1.0

## CORLEY, RAY

Notre Dame; Georgetown

HT: 6-0

WT: 180

Birthdate: Jan. 1, 1928

Drafted: N/A

	G	GS	MIN	FG	FGA	PCT	FT	FTA	PCT	OFF	DEF	TOT	A	PF	D	ST	TO	BS	PTS	AVG
1949-50	60	—	—	117	370	.316	75	122	.615	—	—	—	109	81	—	—	—	—	309	5.2

## PLAYOFFS

	G	GS	MIN	FG	FGA	PCT	FT	FTA	PCT	OFF	DEF	TOT	A	PF	D	ST	TO	BS	PTS	AVG
1949-50	6	—	—	6	36	.167	5	11	.455	—	—	—	10	5	—	—	—	—	17	2.8

## COSTELLO, LARRY

Niagara

#21

HT: 6-1

WT: 190

Birthdate: July 2, 1931

Drafted: 1954, by Philadelphia (Warriors)

	G	GS	MIN	FG	FGA	PCT	FT	FTA	PCT	OFF	DEF	TOT	A	PF	D	ST	TO	BS	PTS	AVG
1957-58	72	—	2746	378	888	.426	320	378	.847	—	—	378	317	246	3	—	—	—	1076	14.9
1958-59	70	—	2750	414	948	.437	280	349	.802	—	—	365	379	263	7	—	—	—	1108	15.8
1959-60	71	—	2469	372	822	.453	249	289	.862	—	—	388	449	234	4	—	—	—	993	14.0
1960-61	75	—	2167	407	844	.482	270	338	.799	—	—	292	413	286	9	—	—	—	1084	14.5
1961-62	63	—	1854	310	726	.427	247	295	.837	—	—	245	359	220	5	—	—	—	867	13.8
1962-63	78	—	2066	285	660	.432	288	327	.881	—	—	237	334	263	4	—	—	—	858	11.0
1963-64	45	—	1137	191	408	.476	147	170	.865	—	—	105	167	150	3	—	—	—	529	11.8
1964-65	64	—	1967	309	695	.445	243	277	.877	—	—	169	275	242	10	—	—	—	861	13.5
1965-66	49	—	976	130	293	.444	120	133	.902	—	—	103	140	141	2	—	—	—	380	7.8
1966-67	28	—	492	67	148	.453	67	81	.827	—	—	51	68	62	0	—	—	—	201	7.2





# ALL-TIME ROSTER

TOTALS 615 — 18624 2863 6432 .445 2231 2637 .846 — — 2333 2901 2107 47 — — — 7957 12.9

## PLAYOFFS

	G	GS	MIN	FG	FGA	PCT	FT	FTA	PCT	OFF	DEF	TOT	A	PF	D	ST	TO	BS	PTS	AVG
1957-58	3	—	134	10	34	.294	14	14	1.000	—	—	25	12	6	0	—	—	—	34	11.3
1958-59	9	—	361	54	121	.446	51	61	.836	—	—	53	54	40	2	—	—	—	159	17.7
1959-60	3	—	122	20	47	.426	10	12	.833	—	—	14	20	15	1	—	—	—	50	16.7
1960-61	8	—	269	42	103	.408	47	55	.855	—	—	35	52	39	3	—	—	—	131	16.4
1961-62	5	—	167	22	51	.431	29	33	.879	—	—	16	28	21	0	—	—	—	73	14.6
1962-63	5	—	134	16	37	.432	19	23	.826	—	—	4	23	27	2	—	—	—	51	10.2
1963-64	5	—	36	3	14	.214	10	10	1.000	—	—	3	4	14	1	—	—	—	16	3.2
1964-65	10	—	207	22	53	.415	11	16	.688	—	—	12	20	43	2	—	—	—	55	5.5
1966-67	2	—	25	6	8	.750	5	5	1.000	—	—	4	3	2	0	—	—	—	17	8.5
TOTALS	50	—	1455	195	468	.417	196	229	.856	—	—	166	216	207	11	—	—	—	586	11.7

## ALL-STAR GAME

	G	GS	MIN	FG	FGA	PCT	FT	FTA	PCT	OFF	DEF	TOT	A	PF	D	ST	TO	BS	PTS	AVG	
1958	1	0	17	0	6	.000	1	1	11.000	—	—	1	4	—	—	—	—	—	1	—	
1959	1	0	18	3	8	.375	1	1	11.000	—	—	3	3	—	—	—	—	—	7	—	
1960	1	0	20	5	9	.556	0	0	---	—	—	4	2	—	—	—	—	—	10	—	
1961	1	0	5	1	2	.500	0	0	---	—	—	0	0	—	—	—	—	—	2	—	
1962										Selected but did not play due to injury											
1965	1	0	11	2	7	.286	0	0	---	—	—	8	9	—	—	—	—	—	4	—	
TOTALS	5	0	71	11	32	.344	2	2	21.000	—	—	8	9	—	—	—	—	—	24	4.8	

## COUNTS, MEL

Oregon State

#31

HT: 7-0

WT: 230

Birthdate: Oct. 16, 1941

Drafted: 1964, 1st round (9th overall) by Boston

	G	GS	MIN	FG	FGA	PCT	FT	FTA	PCT	OFF	DEF	TOT	A	PF	D	ST	TO	BS	PTS	AVG
1972-73	7	0	47	5	16	.313	0	0	---	—	—	16	3	8	0	—	—	—	10	1.4

## COURTIN, STEVE

St. Joseph's

#23

HT: 6-1

WT: 190

Birthdate: Sept. 21, 1942

Drafted: 1964, 3rd round (24th overall) by Cincinnati

	G	GS	MIN	FG	FGA	PCT	FT	FTA	PCT	OFF	DEF	TOT	A	PF	D	ST	TO	BS	PTS	AVG
1964-65	24	—	317	42	103	.408	17	21	.810	—	—	22	22	44	0	—	—	—	101	4.2

## COURTNEY, JOE

Southern Mississippi

#21

HT: 6-9

WT: 235

Birthdate: Oct. 17, 1969

Drafted: Undrafted

	G	GS	MIN	FG	FGA	PCT	FT	FTA	PCT	OFF	DEF	TOT	A	PF	D	ST	TO	BS	PTS	AVG
1996-97	4	0	52	6	14	.429	0	0	---	5	4	9	0	8	1	0	0	0	12	3.0

## COVINGTON, ROBERT

Tennessee State

#33

HT: 6-9

WT: 215

Birthdate: 12/14/90

Drafted: Undrafted

	G	GS	MIN	FG	FGA	PCT	FT	FTA	PCT	OFF	DEF	TOT	A	PF	D	ST	TO	BS	PTS	AVG
2014-15	70	49	1956	299	756	.396	178	217	.820	65	251	316	105	189	1	97	128	31	943	13.5
2015-16	67	49	1903	274	712	.385	140	177	.791	65	354	419	97	232	4	105	143	40	858	12.8
2016-17	67	67	2119	292	732	.399	143	174	.822	92	344	436	102	203	2	127	131	69	864	12.9
2017-18	80	80	2531	345	836	.413	116	136	.853	55	378	433	156	238	1	137	126	72	1009	12.6
2018-19	13	13	440	50	117	.427	17	23	.739	7	60	67	14	45	0	24	22	23	147	11.3
TOTALS	297	258	8950	1260	3153	.400	594	727	.817	284	1387	1671	474	907	8	490	550	235	3821	12.9

3-PT FG: 2014-15, 167-446 (.374); 2015-16, 170-482 (.353); 2016-17, 137-412 (.333); 2017-18, 203-550 (.369); 2018-19, 30-77 (.390);

TOTALS, 766-2126 (.360)

## PLAYOFFS

	G	GS	MIN	FG	FGA	PCT	FT	FTA	PCT	OFF	DEF	TOT	A	PF	D	ST	TO	BS	PTS	AVG
2017-18	10	8	281	27	83	.325	12	16	.750	12	41	53	25	30	0	11	11	9	81	8.1
3-PT FG: 2017-18, 15-48 (.313)																				

## CRAWFORD, FRED

St. Bonaventure

#11

HT: 6-4

WT: 195

Birthdate: Dec. 23, 1941

Drafted: 1964, 4th round (26th overall) by New York

	G	GS	MIN	FG	FGA	PCT	FT	FTA	PCT	OFF	DEF	TOT	A	PF	D	ST	TO	BS	PTS	AVG
1970-71	36	1	449	74	175	.423	32	72	.444	—	—	69	54	59	0	—	—	—	180	5.0

## CUMMINGS, TERRY

DePaul

#34

HT: 6-9

WT: 250

Birthdate: Mar. 16, 1961

Drafted: 1982, 1st round (2nd overall) by San Diego

	G	GS	MIN	FG	FGA	PCT	FT	FTA	PCT	OFF	DEF	TOT	A	PF	D	ST	TO	BS	PTS	AVG
1997-98	44	2	656	97	212	.458	39	58	.672	55	93	148	21	102	1	22	17	5	233	5.3

## CUMMINGS, VONTEGO

Pittsburgh

#5

HT: 6-3

WT: 190

Birthdate: Feb. 29, 1976

Drafted: 1999, 1st round (26th overall) by Indiana

	G	GS	MIN	FG	FGA	PCT	FT	FTA	PCT	OFF	DEF	TOT	A	PF	D	ST	TO	BS	PTS	AVG
2001-02	58	1	501	78	187	.417	24	32	.750	14	38	52	60	53	0	18	36	5	192	3.3
3-PT FG: 2001-02, 12-46 (.261)																				



# ALL-TIME ROSTER

## PLAYOFFS

	G	GS	MIN	FG	FGA	PCT	FT	FTA	PCT	OFF	DEF	TOT	A	PF	D	ST	TO	BS	PTS	AVG
2001-02	1	0	1	0	0	.000	0	0	---	0	0	0	0	0	0	0	0	0	0	0.0

### CUNNINGHAM, BILLY

North Carolina

#32

HT: 6-6

WT: 220

Birthdate: June 3, 1943

Drafted: 1965, 1st round (4th overall) by 76ers

	G	GS	MIN	FG	FGA	PCT	FT	FTA	PCT	OFF	DEF	TOT	A	PF	D	ST	TO	BS	PTS	AVG
1965-66	80	—	2134	431	1011	.426	281	443	.634	—	—	599	207	301	12	—	—	—	1143	14.3
1966-67	81	—	2168	556	1211	.459	383	558	.686	—	—	589	205	260	2	—	—	—	1495	18.5
1967-68	74	—	2076	516	1178	.438	368	509	.723	—	—	562	187	260	3	—	—	—	1400	18.9
1968-69	82	—	3345	739	1736	.426	556	754	.737	—	—	1050	287	329	10	—	—	—	2034	24.8
1969-70	81	—	3194	802	1710	.469	510	700	.729	—	—	1101	352	331	15	—	—	—	2114	26.1
1970-71	81	80	3090	702	1519	.462	455	620	.734	—	—	946	395	328	5	—	—	—	1859	23.0
1971-72	75	75	2900	658	1428	.461	428	601	.712	—	—	918	443	295	12	—	—	—	1744	23.3
1974-75	80	73	2859	609	1423	.428	345	444	.777	130	596	726	442	270	4	91	—	35	1563	19.5
1975-76	20	20	640	103	251	.410	68	88	.773	29	118	147	107	57	1	24	—	10	274	13.7
TOTALS	654	248	22406	5116	11467	.446	3394	4717	.720	159	714	6638	2625	2431	64	115	—	45	13626	20.8

## PLAYOFFS

	G	GS	MIN	FG	FGA	PCT	FT	FTA	PCT	OFF	DEF	TOT	A	PF	D	ST	TO	BS	PTS	AVG
1965-66	4	—	69	5	31	.161	11	13	.846	—	—	18	10	11	0	—	—	—	21	5.3
1966-67	15	—	339	83	221	.376	59	90	.656	—	—	93	33	53	1	—	—	—	225	15.0
1967-68	3	—	86	24	43	.558	14	17	.824	—	—	22	10	16	1	—	—	—	62	20.7
1968-69	5	—	217	49	117	.419	24	38	.632	—	—	63	12	24	1	—	—	—	122	24.4
1969-70	5	—	205	61	123	.496	24	36	.667	—	—	52	20	19	0	—	—	—	146	29.2
1970-71	7	—	301	67	142	.472	47	67	.701	—	—	108	40	28	0	—	—	—	181	25.9
TOTALS	39	—	1217	289	677	.427	179	261	.686	—	—	356	125	151	3	—	—	—	757	19.4

## ALL-STAR GAME

	G	GS	MIN	FG	FGA	PCT	FT	FTA	PCT	OFF	DEF	TOT	A	PF	D	ST	TO	BS	PTS	AVG
1969	1	0	22	5	10	.500	0	0	---	—	—	5	1	3	0	—	—	—	10	—
1970	1	1	28	7	13	.538	5	5	1.000	—	—	4	2	3	0	—	—	—	19	—
1971	1	1	19	2	8	.250	1	2	.500	—	—	4	3	1	0	—	—	—	5	—
1972	1	1	24	4	13	.308	6	8	.750	—	—	10	3	4	0	—	—	—	14	—

### CUNNINGHAM, WILLIAM

Temple

#50

HT: 6-11

WT: 250

Birthdate: Mar. 25, 1974

Drafted: Undrafted

	G	GS	MIN	FG	FGA	PCT	FT	FTA	PCT	OFF	DEF	TOT	A	PF	D	ST	TO	BS	PTS	AVG
1997-98	1	0	1	0	0	---	0	0	---	0	2	2	0	0	0	0	0	0	0	0.0

### CURETON, EARL

Detroit

#25

HT: 6-9

WT: 210

Birthdate: Sept. 3, 1957

Drafted: 1979, 3rd round (58th overall) by 76ers

	G	GS	MIN	FG	FGA	PCT	FT	FTA	PCT	OFF	DEF	TOT	A	PF	D	ST	TO	BS	PTS	AVG
1980-81	52	6	528	93	205	.454	33	64	.516	51	104	155	25	68	0	20	29	23	219	4.2
1981-82	66	8	956	149	306	.487	51	94	.543	90	180	270	32	142	0	31	44	27	349	5.3
1982-83	73	3	987	108	258	.419	33	67	.493	84	185	269	43	144	1	37	76	24	249	3.4
TOTALS	191	17	2471	350	769	.455	117	225	.520	225	469	694	100	354	1	88	149	74	817	4.3

3-PT. FG: 1980-81, 0-1 (.000); 1981-82, 0-2 (.000); TOTALS, 0-3 (.000)

## PLAYOFFS

	G	GS	MIN	FG	FGA	PCT	FT	FTA	PCT	OFF	DEF	TOT	A	PF	D	ST	TO	BS	PTS	AVG
1980-81	9	—	36	6	18	.333	0	2	.000	1	8	9	2	3	0	1	—	2	12	1.3
1981-82	12	6	75	13	41	.317	6	9	.667	12	14	26	2	12	0	1	—	1	32	2.7
1982-83	5	—	25	1	4	.250	0	0	---	0	5	5	1	5	0	2	—	0	2	0.4
TOTALS	26	—	136	20	63	.317	6	11	.545	13	27	40	5	20	0	4	—	3	46	1.8

3-PT. FG: 1981-82, 0-1 (.000)

### CURRY, MICHAEL

Georgia Southern

#20

HT: 6-5

WT: 220

Birthdate: Aug. 12, 1968

Drafted: Undrafted

	G	GS	MIN	FG	FGA	PCT	FT	FTA	PCT	OFF	DEF	TOT	A	PF	D	ST	TO	BS	PTS	AVG
1993-94	10	0	43	3	14	.214	3	4	.750	0	1	1	1	6	0	1	3	0	9	0.9

3-PT. FG: 1993-94, 0-2 (.000)

### DALEMBERT, SAMUEL

Seton Hall

#1

HT: 6-11

WT: 250

Birthdate: May 10, 1981

Drafted: 2001, 1st Round (26th overall) by 76ers

	G	GS	MIN	FG	FGA	PCT	FT	FTA	PCT	OFF	DEF	TOT	A	PF	D	ST	TO	BS	PTS	AVG
2001-02	34	0	177	22	50	.440	7	18	.389	25	43	68	5	30	0	6	14	13	51	1.5
2002-03	—	—	—	—	—	—	—	—	—	—	—	—	—	—	—	—	—	—	—	—
2003-04	82	53	2197	270	499	.541	112	174	.644	194	432	626	21	273	4	44	86	189	652	8.0
2004-05	72	60	1785	250	477	.524	89	148	.601	187	355	542	35	241	4	46	114	121	589	8.2
2005-06	66	52	1761	196	369	.531	93	132	.705	159	382	541	25	244	9	34	107	160	485	7.3
2006-07	82	82	2535	356	658	.541	167	224	.746	239	494	733	64	287	9	47	161	159	879	10.7
2007-08	82	82	2724	339	661	.513	186	263	.707	304	545	849	45	269	3	40	155	192	864	10.5
2008-09	82	82	2036	216	434	.498	91	124	.734	214	487	701	18	248	2	33	117	146	523	6.4
2009-10	82	80	2124	285	523	.545	97	133	.729	239	545	784	64	252	5	42	123	151	667	8.1





# ALL-TIME ROSTER

**TOTALS 582 491 15342 1934 3671 .527 842 1216 .692 1561 3283 4844 277 1844 36 292 877 1131 4710 8.1**  
3-PT FG: 2003-04, 0-1 (.000); 2004-05, 0-0 (---); 2005-06, 0-1 (.000); 2006-07, 0-2 (.000); 2007-08, 0-1 (.000); 2008-09, 0-2 (.000);  
TOTALS, 0-7 (.000)

## PLAYOFFS

	G	GS	MIN	FG	FGA	PCT	FT	FTA	PCT	OFF	DEF	TOT	A	PF	D	ST	TO	BS	PTS	AVG
2004-05	5	5	192	26	47	.553	6	15	.400	18	46	64	2	19	0	2	9	7	58	11.6
2007-08	6	6	193	19	45	.422	16	19	.842	20	37	57	3	17	0	2	10	10	54	9.0
2008-09	6	6	133	16	26	.615	3	4	.750	10	37	47	3	24	0	2	6	9	35	5.8
<b>TOTALS</b>	<b>17</b>	<b>17</b>	<b>518</b>	<b>61</b>	<b>118</b>	<b>.517</b>	<b>25</b>	<b>38</b>	<b>.658</b>	<b>48</b>	<b>120</b>	<b>168</b>	<b>8</b>	<b>60</b>	<b>0</b>	<b>6</b>	<b>25</b>	<b>26</b>	<b>147</b>	<b>8.6</b>

### DANIELS, ANTONIO

#### BOWLING GREEN

#22

HT: 6-4

WT: 205

Birthdate: Mar. 19, 1975

Drafted: 1997, 1st round (4th overall) by Vancouver

	G	GS	MIN	FG	FGA	PCT	FT	FTA	PCT	OFF	DEF	TOT	A	PF	D	ST	TO	BS	PTS	AVG
2010-11	4	0	35	2	5	.400	2	2	1.000	0	5	5	2	0	0	0	1	0	6	1.5
3-PT FG: 2010-11, 0-2 (.00)																				

## PLAYOFFS

2011	G	GS	MIN	FG	FGA	PCT	FT	FTA	PCT	OFF	DEF	TOT	A	PF	D	ST	TO	BS	PTS	AVG
	5	0	38	3	7	.429	1	2	.500	2	8	10	0	5	0	0	1	3	7	1.4

### DANIELS, LLOYD

#### Jackson H.S., Queens, NY

#44

HT: 6-7

WT: 205

Birthdate: Sept. 4, 1967

Drafted: Undrafted

	G	GS	MIN	FG	FGA	PCT	FT	FTA	PCT	OFF	DEF	TOT	A	PF	D	ST	TO	BS	PTS	AVG
1994-95	5	0	63	9	27	.333	2	2	1.000	2	5	7	4	8	0	2	8	0	23	4.6
3-PT FG: 1994-95, 3-14 (.214)																				

### DAVIES, BRANDON

#### Brigham Young

#20

HT: 6-10

WT: 240

Birthdate: July 25, 1991

Drafted: N/A

	G	GS	MIN	FG	FGA	PCT	FT	FTA	PCT	OFF	DEF	TOT	A	PF	D	ST	TO	BS	PTS	AVG
2013-14	51	0	575	54	128	.422	34	53	.642	38	71	109	28	92	1	24	35	8	144	2.8
2014-15	20	6	379	49	119	.412	21	33	.636	35	38	73	28	54	1	17	25	4	126	6.3
<b>TOTALS</b>	<b>71</b>	<b>6</b>	<b>954</b>	<b>103</b>	<b>247</b>	<b>.417</b>	<b>55</b>	<b>86</b>	<b>.640</b>	<b>73</b>	<b>109</b>	<b>182</b>	<b>56</b>	<b>146</b>	<b>2</b>	<b>41</b>	<b>60</b>	<b>12</b>	<b>270</b>	<b>3.8</b>
3-PT FG: 2013-14, 2-10 (.200); 2014-15, 7-30 (.233); Totals, 9-40 (.225)																				

### DAVIS, JOSH

#### Wyoming

#23

HT: 6-8

WT: 235

Birthdate: Aug. 18, 1980

Drafted: Undrafted

	G	GS	MIN	FG	FGA	PCT	FT	FTA	PCT	OFF	DEF	TOT	A	PF	D	ST	TO	BS	PTS	AVG
2004-05	42	5	328	42	111	.378	14	17	.824	29	50	79	12	45	0	8	15	4	117	2.8
3-PT FG: 2004-05, 19-53 (.358)																				

## PLAYOFFS

2004-05	G	GS	MIN	FG	FGA	PCT	FT	FTA	PCT	OFF	DEF	TOT	A	PF	D	ST	TO	BS	PTS	AVG
	2	0	4	0	1	.000	0	0	---	0	1	1	0	1	0	0	0	0	0	0.0
3-PT FG: 2004-05, 0-1 (.000)																				

### DAVIS, MARK

#### Texas Tech

#7

HT: 6-7

WT: 210

Birthdate: Apr. 26, 1973

Drafted: 1995, 2nd round (48th overall) by Minnesota

	G	GS	MIN	FG	FGA	PCT	FT	FTA	PCT	OFF	DEF	TOT	A	PF	D	ST	TO	BS	PTS	AVG
1996-97	75	17	1705	251	555	.469	113	168	.673	138	185	323	135	230	7	85	118	31	639	8.5
1997-98	71	12	906	109	244	.447	64	101	.634	64	94	158	73	95	1	49	91	18	282	4.0
<b>TOTALS</b>	<b>146</b>	<b>29</b>	<b>2611</b>	<b>360</b>	<b>779</b>	<b>.462</b>	<b>177</b>	<b>269</b>	<b>.658</b>	<b>202</b>	<b>279</b>	<b>481</b>	<b>208</b>	<b>325</b>	<b>8</b>	<b>134</b>	<b>209</b>	<b>49</b>	<b>921</b>	<b>6.3</b>
3-PT FG: 1996-97, 24-93 (.258); 1997-98, 0-6 (.000); Totals, 24-99 (.242)																				

### DAVIS, MONTI

#### Tennessee State

#44

HT: 6-7

WT: 205

Birthdate: July 26, 1958

Drafted: 1980, 1st round (21st overall) by 76ers

	G	GS	MIN	FG	FGA	PCT	FT	FTA	PCT	OFF	DEF	TOT	A	PF	D	ST	TO	BS	PTS	AVG
1980-81	1	0	2	1	1	1.000	0	0	---	0	1	1	0	0	0	0	0	0	2	2.0

### DAWKINS, DARRYL

#### Evans H.S., Orlando, FL

#53

HT: 6-11

WT: 252

Birthdate: Jan. 11, 1957

Drafted: 1975, 1st round (5th overall) by 76ers

	G	GS	MIN	FG	FGA	PCT	FT	FTA	PCT	OFF	DEF	TOT	A	PF	D	ST	TO	BS	PTS	AVG
1975-76	37	1	165	41	82	.500	8	24	.333	15	34	49	3	40	1	2	—	9	90	2.4
1976-77	59	0	684	135	215	.628	40	79	.506	59	171	230	24	129	1	12	—	49	310	5.3
1977-78	70	11	1722	332	577	.575	156	220	.709	117	438	555	85	268	5	34	123	125	820	11.7
1978-79	78	12	2035	430	831	.517	158	235	.672	123	508	631	128	295	5	32	197	143	1018	13.1
1979-80	80	80	2541	494	946	.522	190	291	.653	197	496	693	149	328	8	49	230	142	1178	14.7
1980-81	76	76	2088	423	697	.607	219	304	.720	106	439	545	109	316	9	38	220	112	1065	14.0
1981-82	48	36	1124	207	367	.564	114	164	.695	68	237	305	55	193	5	19	96	55	528	11.0
<b>TOTALS</b>	<b>448</b>	<b>216</b>	<b>10359</b>	<b>2062</b>	<b>3715</b>	<b>.555</b>	<b>885</b>	<b>1317</b>	<b>.672</b>	<b>685</b>	<b>2323</b>	<b>3008</b>	<b>553</b>	<b>1569</b>	<b>34</b>	<b>186</b>	<b>866</b>	<b>635</b>	<b>5009</b>	<b>11.2</b>



# ALL-TIME ROSTER

## PLAYOFFS

	G	GS	MIN	FG	FGA	PCT	FT	FTA	PCT	OFF	DEF	TOT	A	PF	D	ST	TO	BS	PTS	AVG
1976-77	18	—	331	50	95	.526	31	47	.660	9	89	98	17	46	1	8	—	18	131	7.3
1977-78	10	—	180	27	53	.509	9	17	.529	6	51	57	10	34	1	3	14	15	63	6.3
1978-79	9	—	255	56	106	.528	32	47	.681	21	61	82	12	42	1	2	17	16	144	16.0
1979-80	18	—	607	126	238	.529	60	93	.645	44	93	137	33	75	2	13	46	42	312	17.3
1980-81	16	16	421	86	153	.562	49	68	.721	28	70	98	14	71	2	3	36	16	221	13.8
1981-82	21	9	460	99	178	.556	33	50	.660	23	75	98	11	94	4	7	38	35	231	11.0
TOTALS	92	25	2254	444	823	.539	214	322	.665	131	439	570	97	362	11	36	151	142	1102	12.0

## DAWKINS, JOHNNY

### Duke

#12

HT: 6-2

WT: 170

Birthdate: Sept. 28, 1963

Drafted: 1986, 1st round (10th overall) by San Antonio

	G	GS	MIN	FG	FGA	PCT	FT	FTA	PCT	OFF	DEF	TOT	A	PF	D	ST	TO	BS	PTS	AVG
1989-90	81	81	2865	465	950	.489	210	244	.861	48	199	247	601	159	1	121	214	9	1162	14.3
1990-91	4	4	124	26	41	.634	10	11	.909	0	16	16	28	4	0	3	8	0	63	15.8
1991-92	82	82	2815	394	902	.437	164	186	.882	42	185	227	567	158	0	89	183	5	988	12.0
1992-93	74	10	1598	258	590	.437	113	142	.796	33	103	136	339	91	0	80	121	4	655	8.9
1993-94	72	12	1343	177	423	.418	84	100	.840	28	95	123	263	74	0	63	111	5	475	6.6
TOTALS	313	189	8745	1320	2906	.454	581	683	.851	151	598	749	1798	486	1	356	637	23	3343	10.7

3-PT. FG: 1989-90, 22-66 (.333); 1990-91, 1-4 (.250); 1991-92, 36-101 (.356); 1992-93, 26-84 (.542); 1993-94, 37-105 (.352); TOTALS, 122-360 (.339)

## PLAYOFFS

	G	GS	MIN	FG	FGA	PCT	FT	FTA	PCT	OFF	DEF	TOT	A	PF	D	ST	TO	BS	PTS	AVG
1989-90	10	10	386	53	115	.461	36	43	.837	5	17	22	93	22	0	17	29	2	142	14.2
3-PT. FG: 1989-90, 0-7 (.000)																				

## DEDMON, DEWAYNE

### USC

#30

HT: 7-0

WT: 255

Birthdate: Aug. 12, 1989

Drafted: N/A

	G	GS	MIN	FG	FGA	PCT	FT	FTA	PCT	OFF	DEF	TOT	A	PF	D	ST	TO	BS	PTS	AVG
2013-14	11	0	150	15	29	.517	7	13	.538	11	38	49	3	28	1	0	9	9	37	3.4

## DEMPSEY, GEORGE

### Kings College (Del.)

HT: 6-3

WT: 190

Birthdate: July 19, 1929

Drafted: N/A

	G	GS	MIN	FG	FGA	PCT	FT	FTA	PCT	OFF	DEF	TOT	A	PF	D	ST	TO	BS	PTS	AVG
1958-59*	57	—	694	92	215	.428	81	106	.764	—	—	160	68	95	0	—	—	—	265	4.6

## PLAYOFFS

	G	GS	MIN	FG	FGA	PCT	FT	FTA	PCT	OFF	DEF	TOT	A	PF	D	ST	TO	BS	PTS	AVG
1958-59	5	—	30	3	8	.375	3	4	.750	—	—	6	4	8	0	—	—	—	9	1.8

## DIERKING, CONNIE

### Cincinnati

#26

HT: 6-10

WT: 230

Birthdate: Oct. 2, 1936

Drafted: 1958, 1st round (6th overall) by Syracuse

	G	GS	MIN	FG	FGA	PCT	FT	FTA	PCT	OFF	DEF	TOT	A	PF	D	ST	TO	BS	PTS	AVG
1958-59	64	—	726	105	260	.404	83	140	.593	—	—	233	34	148	2	—	—	—	293	4.6
1959-60	71	—	1119	192	526	.365	108	188	.574	—	—	456	54	168	4	—	—	—	492	6.9
1963-64	76	—	1286	191	514	.372	114	169	.675	—	—	422	50	221	3	—	—	—	496	6.5
1964-65	38	—	729	121	311	.389	54	83	.651	—	—	239	42	101	3	—	—	—	296	7.8
1970-71	53	—	714	122	306	.399	61	89	.685	—	—	227	59	109	1	—	—	—	305	5.8
TOTALS	302	—	4574	731	1917	.381	420	669	.628	—	—	1577	239	747	13	—	—	—	1882	6.2

## PLAYOFFS

	G	GS	MIN	FG	FGA	PCT	FT	FTA	PCT	OFF	DEF	TOT	R	A	PF	D	ST	TO	BS	PTS	AVG
1958-59	4	—	34	2	12	.167	7	9	.778	—	—	17	2	6	0	—	—	—	—	11	2.8
1959-60	3	—	32	6	20	.300	0	1	0.000	—	—	15	1	5	0	—	—	—	—	12	4.0
1963-64	5	—	71	14	33	.424	5	9	.556	—	—	30	5	10	0	—	—	—	—	33	6.6
TOTALS	12	—	137	22	65	.338	12	19	.632	—	—	62	8	21	0	—	—	—	—	56	4.7

## DREW II, LARRY

### UCLA

#7, #27

HT: 6-2

WT: 180

Birthdate: Mar. 5, 1990

Drafted: Undrafted

	G	GS	MIN	FG	FGA	PCT	FT	FTA	PCT	OFF	DEF	TOT	A	PF	D	ST	TO	BS	PTS	AVG
2014-15	12	1	219	20	58	.345	2	3	.667	1	14	15	45	13	0	6	25	0	46	3.8
2017-18	3	0	15	1	7	.143	0	0	0.000	1	0	1	2	2	0	0	1	0	2	0.7
TOTALS	15	1	234	21	65	.323	2	3	.667	2	14	16	47	15	0	6	26	0	48	3.2

3-PT FG: 2014-15, 4-26 (.154); 2017-18, 0-3 (.000); TOTALS, 4-29 (.138)

## DUMAS, RICHARD

### Oklahoma State

#7

HT: 6-7

WT: 210

Birthdate: May 19, 1969

Drafted: 1991, 2nd round (46th overall) by Phoenix

	G	GS	MIN	FG	FGA	PCT	FT	FTA	PCT	OFF	DEF	TOT	A	PF	D	ST	TO	BS	PTS	AVG
1995-96	39	14	739	95	203	.468	49	70	.700	42	57	99	44	79	1	42	49	6	241	6.2
3-PT. FG: 1995-96, 2-9 (.244)																				





# ALL-TIME ROSTER

## DUNLEAVY, MIKE

South Carolina

#10

HT: 6-21/2

WT: 180

Birthdate: Mar. 21, 1954

Drafted: 1976, 6th round (99th overall) by 76ers

	G	GS	MIN	FG	FGA	PCT	FT	FTA	PCT	OFF	DEF	TOT	A	PF	D	ST	TO	BS	PTS	AVG
1976-77	32	0	359	60	145	.414	34	45	.756	10	24	34	56	64	1	13	—	2	154	4.8
1977-78	4	0	17	3	7	.429	2	21	.000	0	1	1	6	0	0	1	3	0	8	2.0
<b>TOTALS</b>	<b>36</b>	<b>0</b>	<b>376</b>	<b>63</b>	<b>152</b>	<b>.414</b>	<b>36</b>	<b>47</b>	<b>.766</b>	<b>10</b>	<b>25</b>	<b>35</b>	<b>62</b>	<b>64</b>	<b>1</b>	<b>14</b>	<b>3</b>	<b>2</b>	<b>162</b>	<b>4.5</b>

## PLAYOFFS

	G	GS	MIN	FG	FGA	PCT	FT	FTA	PCT	OFF	DEF	TOT	A	PF	D	ST	TO	BS	PTS	AVG
1976-77	11	—	68				4	5	.800							3	—	0		2.0

## DURRETT, KEN

La Salle

#33

HT: 6-71/2

WT: 190

Birthdate: Dec 8, 1948

Drafted: 1971, 1st round (4th overall) by Cincinnati

	G	GS	MIN	FG	FGA	PCT	FT	FTA	PCT	OFF	DEF	TOT	A	PF	D	ST	TO	BS	PTS	AVG
1974-75	27	0	270	35	88	.398	20	32	.625	21	41	62	10	42	0	4	—	4	90	3.3

## EARLE, ED

Loyola (Chicago)

#3

HT: 6-3

WT: 190

Birthdate: April 28, 1927

Drafted: N/A

	G	GS	MIN	FG	FGA	PCT	FT	FTA	PCT	OFF	DEF	TOT	A	PF	D	ST	TO	BS	PTS	AVG
1953-54	2	—	12	1	2	.500	2	4	.500	—	—	2		0	0	—	—	—	4	2.0

## EDWARDS, BILL

Wright State

#40

HT: 6-8

WT: 215

Birthdate: Sept. 22, 1971

Drafted: Undrafted

	G	GS	MIN	FG	FGA	PCT	FT	FTA	PCT	OFF	DEF	TOT	A	PF	D	ST	TO	BS	PTS	AVG
1993-94	3	0	44	2	18	.111	2	5	.400	5	9	14	4	6	0	3	4	1	6	2.0
3-PT. FG: 1993-94, 0-5 (.000)																				

## EDWARDS, FRANKLIN

Cleveland State

#14

HT: 6-1

WT: 190

Birthdate: Feb. 2, 1959

Drafted: 1981, 1st round (22nd overall) by 76ers

	G	GS	MIN	FG	FGA	PCT	FT	FTA	PCT	OFF	DEF	TOT	A	PF	D	ST	TO	BS	PTS	AVG
1981-82	42	3	291	65	150	.433	20	27	.741	10	17	27	45	37	0	16	24	5	150	3.6
1982-83	81	3	1266	228	483	.472	86	113	.761	23	62	85	221	119	0	81	110	6	542	6.7
1983-84	60	0	654	84	221	.380	34	48	.708	12	47	59	90	78	1	31	46	5	202	3.4
<b>TOTALS</b>	<b>183</b>	<b>6</b>	<b>2211</b>	<b>377</b>	<b>854</b>	<b>.441</b>	<b>140</b>	<b>188</b>	<b>.745</b>	<b>45</b>	<b>126</b>	<b>171</b>	<b>356</b>	<b>234</b>	<b>1</b>	<b>128</b>	<b>180</b>	<b>16</b>	<b>894</b>	<b>4.9</b>
3-PT. FG: 1981-82, 0-9 (.000); 1982-83, 0-8 (.000); 1983-84, 0-1 (.000); TOTALS, 0-18 (.000)																				

## PLAYOFFS

	G	GS	MIN	FG	FGA	PCT	FT	FTA	PCT	OFF	DEF	TOT	A	PF	D	ST	TO	BS	PTS	AVG
1981-82	9	0	32	12	20	.600	8	9	.889	2	3	5	5	0	0	3	2	0	33	3.7
1982-83	12	0	101	13	32	.406	14	17	.824	2	7	9	17	7	0	5	6	0	40	3.3
<b>TOTALS</b>	<b>21</b>	<b>0</b>	<b>133</b>	<b>25</b>	<b>52</b>	<b>.481</b>	<b>22</b>	<b>26</b>	<b>.846</b>	<b>4</b>	<b>10</b>	<b>14</b>	<b>22</b>	<b>7</b>	<b>0</b>	<b>8</b>	<b>8</b>	<b>0</b>	<b>73</b>	<b>3.5</b>
3-PT. FG: 1981-82, 1-1 (1.000)																				

## ELIE, MARIO

American International

#8

HT: 6-5

WT: 210

Birthdate: Nov. 26, 1963

Drafted: 1985, 7th round (160th overall) by Milwaukee

	G	GS	MIN	FG	FGA	PCT	FT	FTA	PCT	OFF	DEF	TOT	A	PF	D	ST	TO	BS	PTS	AVG
1990-91	3	0	20	2	7	.286	1	2	.500	0	1	1	1	2	0	0	3	0	6	2.0
3-PT. FG: 1990-91, 31-2 (.500)																				

## ELLIS, LEROY

St. John's

#25

HT: 6-11

WT: 210

Birthdate: Mar. 10, 1940

Drafted: 1962, 1st round (6th overall) by LA Lakers

	G	GS	MIN	FG	FGA	PCT	FT	FTA	PCT	OFF	DEF	TOT	A	PF	D	ST	TO	BS	PTS	AVG
1972-73	69	69	2444	410	929	.441	125	156	.801	—	—	744	136	186	2	—	—	—	945	13.7
1973-74	81	81	2831	326	722	.452	147	196	.750	292	598	890	189	224	2	86	—	87	799	9.9
1974-75	82	69	2183	287	623	.461	72	99	.727	195	387	582	117	178	1	44	—	55	646	7.9
1975-76	29	13	489	61	132	.462	17	28	.607	47	75	122	21	62	0	16	—	9	139	4.8
<b>TOTALS</b>	<b>261</b>	<b>232</b>	<b>7947</b>	<b>1084</b>	<b>2406</b>	<b>.451</b>	<b>361</b>	<b>479</b>	<b>.754</b>	<b>534</b>	<b>1060</b>	<b>2338</b>	<b>463</b>	<b>650</b>	<b>5</b>	<b>146</b>	<b>—</b>	<b>151</b>	<b>2529</b>	<b>9.7</b>

## ELSON, FRANCISCO

California

#8, 16

HT: 7-0

WT: 240

Birthdate: Feb. 28, 1976

Drafted: 1999, 2nd round (41st overall) by Denver

	G	GS	MIN	FG	FGA	PCT	FT	FTA	PCT	OFF	DEF	TOT	A	PF	D	ST	TO	BS	PTS	AVG
2009-10	1	0	4	1	2	.500	0	3	.000	1	0	1	0	0	0	0	0	0	2	2.0
2011-12	5	0	16	1	3	.333	0	0	—	0	1	1	1	0	0	1	1	1	2	0.4
<b>TOTALS</b>	<b>6</b>	<b>0</b>	<b>20</b>	<b>2</b>	<b>5</b>	<b>.400</b>	<b>0</b>	<b>3</b>	<b>.000</b>	<b>1</b>	<b>1</b>	<b>2</b>	<b>1</b>	<b>0</b>	<b>0</b>	<b>1</b>	<b>1</b>	<b>1</b>	<b>4</b>	<b>0.7</b>

## EMBIID, JOEL

Kansas

#21

HT: 7-0

WT: 260

Birthdate: Mar. 16, 1994

Drafted: 2014, 1st round (3rd overall) by Philadelphia

	G	GS	MIN	FG	FGA	PCT	FT	FTA	PCT	OFF	DEF	TOT	A	PF	D	ST	TO	BS	PTS	AVG
2016-17	31	31	786	200	466	.466	191	244	.783	61	198	243	66	112	2	27	117	76	627	20.7
2017-18	63	63	1912	510	1056	.483	359	467	.769	143	547	690	199	209	1	40	234	111	1445	22.9
2018-19	64	64	2154	580	1199	.484	522	649	.804	160	711	871	234	211	1	46	226	122	1761	27.5
2019-20	51	51	1506	382	801	.477	351	435	.807	141	452	593	152	174	2	45	159	65	1172	23.0
<b>TOTALS</b>	<b>209</b>	<b>209</b>	<b>6358</b>	<b>1672</b>	<b>3485</b>	<b>.480</b>	<b>1423</b>	<b>1795</b>	<b>.793</b>	<b>505</b>	<b>1892</b>	<b>2397</b>	<b>651</b>	<b>18</b>	<b>6</b>	<b>158</b>	<b>374</b>	<b>736</b>	<b>5005</b>	<b>23.9</b>



# ALL-TIME ROSTER

3-PT. FG: 2016-17, 36-98 (.367); 2017-18, 66-214 (.308); 2018-19, 79-263 (.277); 2019-20, 57-172 (.319); TOTALS, 238-747 (.319)

## PLAYOFFS

	G	GS	MIN	FG	FGA	PCT	FT	FTA	PCT	OFF	DEF	TOT	A	PF	D	ST	TO	BS	PTS	AVG
2017-18	8	8	278	60	138	.435	43	61	.705	23	78	101	24	31	1	7	29	14	171	21.4
2018-19	11	11	334	68	159	.428	74	90	.822	21	94	115	37	34	0	8	40	25	222	20.1
2019-20	4	4	145	34	74	.459	48	59	.814	11	38	49	5	18	-	6	15	5	120	30.0
<b>TOTALS</b>	<b>23</b>	<b>23</b>	<b>757</b>	<b>162</b>	<b>371</b>	<b>.437</b>	<b>165</b>	<b>210</b>	<b>.786</b>	<b>55</b>	<b>210</b>	<b>265</b>	<b>66</b>	<b>83</b>	<b>-</b>	<b>21</b>	<b>84</b>	<b>44</b>	<b>513</b>	<b>22.3</b>

3-PT. FG: 2017-18, 8-29 (.276); 2018-19, 12-39 (.308); 2019-20, 4-16 (.250); TOTALS, 24-84 (.286)

## ALL STAR GAME

	G	GS	MIN	FG	FGA	PCT	FT	FTA	PCT	OFF	DEF	TOT	A	PF	D	ST	TO	BS	PTS	AVG
2017-18	1	1	20	8	13	.615	1	11.000		3	5	8	1	3		1	0	2	19	19.0
2018-19	1	0	20	8	13	.615	1	11.000		3	5	8	1	3	0	1	0	2	19	19.0
2019-20	1	1	29	8	13	.615	6	8	.750	2	8	10	1	3		0	2	0	22	22.0
TOTALS	3	3	72	20	38	.526	9	13	.692	11	19	30	3	8		2	3	3	51	17.0

## ENNIS III, JAMES

Cal State Long Beach

#11

HT: 6-7

WT: 210

Birthdate: July 1, 1990

Drafted: 2013, 2nd round (50th overall) by Atlanta

	G	GS	MIN	FG	FGA	PCT	FT	FTA	PCT	OFF	DEF	TOT	A	PF	D	ST	TO	BS	PTS	AVG
2018-19	18	2	281	34	83	.410	16	23	.696	23	42	65	14	39	0	3	11	7	95	5.2
2019-20	49	0	776	100	226	.442	48	61	.787	48	102	150	41	85	0	23	31	14	285	5.8
<b>TOTALS</b>	<b>67</b>	<b>2</b>	<b>1057</b>	<b>134</b>	<b>309</b>	<b>.434</b>	<b>64</b>	<b>84</b>	<b>.762</b>	<b>71</b>	<b>144</b>	<b>215</b>	<b>55</b>	<b>124</b>	<b>-</b>	<b>26</b>	<b>42</b>	<b>21</b>	<b>380</b>	<b>5.7</b>

3-PT. FG: 2018-19, 11-36 (.306); 2019-20, 37-106 (.349); TOTALS, 48-142 (.338)

## PLAYOFFS

	G	GS	MIN	FG	FGA	PCT	FT	FTA	PCT	OFF	DEF	TOT	A	PF	D	ST	TO	BS	PTS	AVG
2018-19	11	0	232	31	64	.484	12	19	.632	16	26	42	12	31	0	4	10	3	83	7.5
<b>TOTALS</b>	<b>11</b>	<b>0</b>	<b>232</b>	<b>31</b>	<b>64</b>	<b>.484</b>	<b>12</b>	<b>19</b>	<b>.632</b>	<b>16</b>	<b>26</b>	<b>42</b>	<b>12</b>	<b>31</b>	<b>0</b>	<b>4</b>	<b>10</b>	<b>3</b>	<b>83</b>	<b>7.5</b>

3-PT. FG: 2018-19, 9-32 (.281)

## ERVING, JULIUS

Massachusetts

#6

HT: 6-6 1/2

WT: 200

Birthdate: Feb. 22, 1950

Drafted: 1972, 1st round (12th overall) by Milwaukee

	G	GS	MIN	FG	FGA	PCT	FT	FTA	PCT	OFF	DEF	TOT	A	PF	D	ST	TO	BS	PTS	AVG
1976-77	82	77	2940	685	1373	.499	400	515	.777	192	503	695	306	251	1	159	—	113	1770	21.6
1977-78	74	68	2429	611	1217	.502	306	362	.845	179	302	481	279	207	0	135	238	97	1528	20.6
1978-79	78	76	2802	715	1455	.491	373	501	.745	198	366	564	357	207	0	133	315	100	1803	23.1
1979-80	78	78	2812	838	1614	.519	420	534	.787	215	361	576	355	208	0	170	284	140	2100	26.9
1980-81	82	82	2874	794	1524	.521	422	536	.787	244	413	657	364	233	0	173	266	147	2014	24.6
1981-82	81	81	2789	780	1428	.546	411	539	.763	220	337	557	319	229	1	161	214	141	1974	24.4
1982-83	72	72	2421	605	1170	.517	330	435	.759	173	318	491	263	202	1	112	196	131	1542	21.4
1983-84	77	77	2683	678	1324	.512	364	483	.754	190	342	532	309	217	3	141	230	139	1727	22.4
1984-85	78	78	2535	610	1236	.494	338	442	.765	172	242	414	233	199	0	135	208	109	1561	20.0
1985-86	74	74	2474	521	1085	.480	289	368	.785	169	201	370	248	196	3	113	214	82	1340	18.1
1986-87	60	60	1918	400	850	.471	191	235	.813	115	149	264	191	137	0	76	158	94	1005	16.8
<b>TOTALS</b>	<b>836</b>	<b>823</b>	<b>28677</b>	<b>7237</b>	<b>14276</b>	<b>.507</b>	<b>3844</b>	<b>4950</b>	<b>.777</b>	<b>2067</b>	<b>3534</b>	<b>5601</b>	<b>3224</b>	<b>2286</b>	<b>9</b>	<b>1508</b>	<b>2323</b>	<b>1293</b>	<b>18364</b>	<b>22.0</b>

3-PT. FG: 1979-80, 4-20 (.200); 1980-81, 4-18 (.222); 1981-82, 3-11 (.273); 1982-83, 2-7 (.286); 1983-84, 7-21 (.333); 1984-85, 3-14 (.214);

1985-86, 9-32 (.281); 1986-87, 14-53 (.264); TOTALS, 46-176 (.261)

## PLAYOFFS

	G	GS	MIN	FG	FGA	PCT	FT	FTA	PCT	OFF	DEF	TOT	A	PF	D	ST	TO	BS	PTS	AVG
1976-77	19	—	758	204	390	.523	110	134	.821	41	81	122	85	45	0	4	—	23	518	27.3
1977-78	10	—	358	88	180	.489	42	56	.750	40	57	97	40	30	0	15	35	18	218	21.8
1978-79	9	—	372	89	172	.517	51	67	.761	29	41	70	53	22	0	18	38	17	229	25.4
1979-80	18	—	694	165	338	.488	108	136	.794	31	105	136	79	56	0	36	56	37	440	24.4
1980-81	16	16	592	143	301	.475	81	107	.757	52	62	114	54	54	0	22	55	41	367	22.9
1981-82	21	21	780	168	324	.519	124	165	.752	57	99	156	99	55	0	37	67	37	461	22.0
1982-83	13	13	493	95	211	.450	49	68	.721	32	67	99	44	42	1	15	39	27	239	18.4
1983-84	5	5	194	36	76	.474	19	22	.864	9	23	32	25	14	0	8	21	6	91	18.2
1984-85	13	13	434	84	187	.449	54	63	.857	29	44	73	48	34	0	25	37	11	222	17.1
1985-86	12	12	433	81	180	.450	48	65	.738	26	44	70	50	32	0	11	39	16	212	17.7
1986-87	5	5	180	34	82	.415	21	25	.840	14	11	25	17	19	0	7	9	6	91	18.2
<b>TOTALS</b>	<b>141</b>	<b>85</b>	<b>5288</b>	<b>1187</b>	<b>2441</b>	<b>.486</b>	<b>707</b>	<b>908</b>	<b>.779</b>	<b>360</b>	<b>634</b>	<b>994</b>	<b>594</b>	<b>403</b>	<b>1</b>	<b>235</b>	<b>396</b>	<b>239</b>	<b>3088</b>	<b>21.9</b>

3-PT. FG: 1979-80, 2-9 (.222); 1980-81, 0-1 (.000); 1981-82, 1-6 (.167); 1982-83, 0-1 (.000); 1983-84, 0-1 (.000); 1984-85, 0-1 (.000); 1985-86, 2-11 (.182); TOTALS, 5-30 (.167)

## ALL-STAR GAME

	G	GS	MIN	FG	FGA	PCT	FT	FTA	PCT	OFF	DEF	TOT	A	PF	D	ST	TO	BS	PTS	AVG
1977	1	1	30	12	20	.600	6	6	1.000	5	7	12	3	2	0	4	—	1	30	—
1978	1	1	27	3	14	.214	10	12	.833	2	6	8	3	1	0	0	—	1	16	—
1979	1	1	39	10	22	.455	9	12	.750	6	2	8	5	4	0	2	—	0	29	—
1980	1	1	20	4	12	.333	3	4	.750	2	3	5	2	5	0	2	—	1	11	—
1981	1	1	29	6	15	.400	6	7	.857	3	0	3	2	2	0	2	2	1	18	—
1982	1	1	32	7	16	.438	2	4	.500	3	5	8	2	4	0	1	1	2	16	—
1983	1	1	28	11	19	.579	3	3	1.000	3	3	6	3	1	0	1	2	2	25	—
1984	1	1	36	14	22	.636	6	8	.750	4	4	8	5	4	0	2	1	2	34	—
1985	1	1	23	5	15	.333	2	2	1.000	2	2	4	3	3	0	1	1	0	12	—

Philadelphia

SIXERS.COM | 385





# ALL-TIME ROSTER

1986	1	1	19	4	10	.400	0	2	.000	1	3	4	2	2	0	2	2	0	8	—
1987	1	1	33	9	13	.692	3	31.000	3	1	4	5	3	0	1	2	1	22	—	
TOTALS	11	11	316	85	178	.478	50	63	.794	34	36	70	35	31	0	18	11	11	221	20.1

3-PT. FG: 1987, 1-1 (.1000)

EVANS, REGGIE				Iowa				#30				HT: 6-8				WT: 245				
				Birthdate: Nov. 18, 1980				Drafted: N/A												
	G	GS	MIN	FG	FGA	PCT	FT	FTA	PCT	OFF	DEF	TOT	A	PF	D	ST	TO	BS	PTS	AVG
2007-08	81	61	1879	152	346	.439	120	257	.467	224	387	611	65	213	0	86	108	8	425	5.2
2008-09	79	7	1140	79	178	.444	104	175	.594	135	226	361	26	161	0	41	69	8	262	3.3
TOTALS	160	68	3019	231	524	.441	224	432	.519	359	613	972	91	374	0	127	177	16	687	4.3

3-PT. FG: 2007-08, 1-1 (.1000); 2008-09, 0-1 (.0000); TOTALS, 1-2 (.500)

PLAYOFFS																				
	G	GS	MIN	FG	FGA	PCT	FT	FTA	PCT	OFF	DEF	TOT	A	PF	D	ST	TO	BS	PTS	AVG
2007-08	6	0	148	13	26	.500	15	24	.625	16	31	47	3	20	0	5	13	0	41	6.8
2008-09	6	0	36	2	9	.222	3	4	.750	2	8	10	0	4	0	3	2	0	7	1.4
TOTALS	12	0	184	15	35	.429	18	28	.643	18	39	57	3	24	0	8	15	0	48	4.0

FARLEY, DICK			Indiana						#12		HT: 6-4		WT: 190							
			Birthdate: April 13, 1932						Drafted: N/A											
	G	GS	MIN	FG	FGA	PCT	FT	FTA	PCT	OFF	DEF	TOT	A	PF	D	ST	TO	BS	PTS	AVG
1954-55	69	—	1113	136	353	.385	136	201	.677	—	—	167	111	145	1	—	—	—	408	5.9
1955-56	72	—	1429	168	451	.373	143	207	.691	—	—	165	151	154	2	—	—	—	479	6.7
TOTALS	141	—	2542	304	804	.378	279	408	.684	—	—	332	262	299	3	—	—	—	887	6.3

PLAYOFFS																				
	G	GS	MIN	FG	FGA	PCT	FT	FTA	PCT	OFF	DEF	TOT	A	PF	D	ST	TO	BS	PTS	AVG
1954-55	11	—	168	19	56	.339	14	25	.560	—	—	13	20	29	0	—	—	—	52	4.7
1955-56	8	—	169	34	72	.472	19	31	.613	—	—	21	28	31	2	—	—	—	87	10.9
TOTALS	19	—	337	53	128	.414	33	56	.589	—	—	34	48	60	2	—	—	—	139	7.3

FARMER, JIM				Alabama			#22			HT: 6-4			WT: 190							
				Birthdate: Sept. 23, 1964			Drafted: 1987, 1st round (20th overall) by Dallas													
	G	GS	MIN	FG	FGA	PCT	FT	FTA	PCT	OFF	DEF	TOT	A	PF	D	ST	TO	BS	PTS	AVG
1990-91	2	0	13	2	7	.286	2	21	.000	2	3	5	0	0	0	0	1	0	6	3.0
3-PT. FG: 1990-91, 0-1 (.000)																				

FILUPEK, RON				Tennessee Tech				#20				HT: 6-5				WT: 210				
				Birthdate: Feb. 5, 1944				Drafted: 1967, 9th round (100th overall) by 76ers												
	G	GS	MIN	FG	FGA	PCT	FT	FTA	PCT	OFF	DEF	TOT	A	PF	D	ST	TO	BS	PTS	AVG
1967-68	19	—	73	18	47	.383	7	14	.500	—	—	25	7	12	0	—	—	—	43	2.3

FORD, ALFONSO				Mississippi Valley State				#8				HT: 6-2				WT: 190				
				Birthdate: Oct. 31, 1971				Drafted: 1993, 2nd round (32nd overall) by 76ers												
	G	GS	MIN	FG	FGA	PCT	FT	FTA	PCT	OFF	DEF	TOT	A	PF	D	ST	TO	BS	PTS	AVG
1994-95	5	0	98	9	39	.231	1	2	.500											
3-PT. FG: 1994-95, 0-9 (.000)																				

FOSTER, FRED				Miami (Ohio)				#25				HT: 6-51/2				WT: 225				
				Birthdate: Mar. 18, 1946				Drafted: 1968, 3rd round (28th overall) by Cincinnati												
	G	GS	MIN	FG	FGA	PCT	FT	FTA	PCT	OFF	DEF	TOT	A	PF	D	ST	TO	BS	PTS	AVG
1970-71	66	6	888	145	360	.403	72	103	.699	—	—	147	61	113	3	—	—	—	362	5.5
1971-72	74	14	1699	347	837	.415	185	243	.761	—	—	276	90	184	3	—	—	—	879	11.9
TOTALS	140	20	2587	492	1197	.411	257	346	.743	—	—	423	151	297	6	—	—	—	1241	8.9

PLAYOFFS																				
	G	GS	MIN	FG	FGA	PCT	FT	FTA	PCT	OFF	DEF	TOT	A	PF	D	ST	TO	BS	PTS	AVG
1970-71	5	—	49	8	19	.421	2	21	.000	—	—	12	5	6	0	—	—	—	18	3.6

FRAZIER, TIM			Penn State			#20			HT: 6-1			WT: 170								
			Birthdate: Nov. 1, 1990			Drafted: Undrafted														
	G	GS	MIN	FG	FGA	PCT	FT	FTA	PCT	OFF	DEF	TOT	A	PF	D	ST	TO	BS	PTS	AVG
2014-15	6	3	171	13	43	.302	5	15	.333				43	16	0	6	18	0	34	5.7
3-PT. FG: 2014-15, 3-11 (.273)																				

FREE, LLOYD (WORLD)			Guilford						#21 and #12			HT: 6-3			WT: 185					
			Birthdate: Dec. 9, 1953						Drafted: 1975, 2nd round (23rd overall) by 76ers											
	G	GS	MIN	FG	FGA	PCT	FT	FTA	PCT	OFF	DEF	TOT	A	PF	D	ST	TO	BS	PTS	AVG
1975-76	71	5	1121	239	533	.448	112	186	.602	64	61	125	104	107	0	37	—	6	590	8.3
1976-77	78	37	2253	467	1022	.457	334	464	.720	97	140	237	266	207	2	75	—	25	1268	16.3
1977-78	76	5	2050	390	857	.455	411	562	.731	92	120	212	306	199	0	68	200	41	1191	15.7
1986-87	20	2	285	39	123	.317	36	47	.766	5	14	19	30	26	0	5	18	4	116	5.8



# ALL-TIME ROSTER

**TOTALS 245 49 5709 1135 2535 .448 893 1259 .709 258 335 593 706 539 2 185 218 76 3165 12.9**  
3-PT. FG: 1986-87, 2-9 (.222)

## PLAYOFFS

	G	GS	MIN	FG	FGA	PCT	FT	FTA	PCT	OFF	DEF	TOT	A	PF	D	ST	TO	BS	PTS	AVG
1975-76	3	—	62	11	28	.393	10	13	.769	1	0	1	5	6	0	3	—	0	32	10.7
1976-77	15	—	281	63	170	.371	53	77	.688	10	22	32	29	33	0	12	—	8	179	11.9
1977-78	10	—	268	51	124	.411	59	81	.728	10	21	31	37	26	0	4	26	6	161	16.1
<b>TOTALS</b>	<b>28</b>	<b>—</b>	<b>611</b>	<b>125</b>	<b>322</b>	<b>.388</b>	<b>122</b>	<b>171</b>	<b>.713</b>	<b>21</b>	<b>43</b>	<b>64</b>	<b>71</b>	<b>65</b>	<b>0</b>	<b>19</b>	<b>26</b>	<b>14</b>	<b>372</b>	<b>13.3</b>

## FREEMAN, ROD

Vanderbilt

#28

HT: 6-7

WT: 225

Birthdate: Nov. 5, 1950

Drafted: 1973, 11th round (166th overall) by 76ers

	G	GS	MIN	FG	FGA	PCT	FT	FTA	PCT	OFF	DEF	TOT	A	PF	D	ST	TO	BS	PTS	AVG
1973-74	35	0	265	39	103	.379	28	41	.683	22	32	54	14	42	0	12	—	1	106	3.0

## FULTZ, MARKELLE

Washington

#20

HT: 6-4

WT: 200

Birthdate: May 29, 1998

Drafted: 2017, 1st round (1st overall) by Philadelphia

	G	GS	MIN	FG	FGA	PCT	FT	FTA	PCT	OFF	DEF	TOT	A	PF	D	ST	TO	BS	PTS	AVG
2017-18	14	0	253	45	111	.405	10	21	.476	11	32	43	53	22	0	12	17	4	100	7.1
2018-19	19	15	427	65	155	.419	21	37	.568	26	44	70	59	52	0	17	25	5	155	8.16
<b>TOTALS</b>	<b>33</b>	<b>15</b>	<b>680</b>	<b>110</b>	<b>266</b>	<b>.414</b>	<b>31</b>	<b>58</b>	<b>.534</b>	<b>37</b>	<b>76</b>	<b>113</b>	<b>112</b>	<b>74</b>	<b>0</b>	<b>29</b>	<b>42</b>	<b>9</b>	<b>255</b>	<b>7.73</b>

3-PT. FG: 2017-18, 0-1 (.000); 2018-19, 4-14 (.286); 2018-19, 4-15 (.267)

## PLAYOFFS

	G	GS	MIN	FG	FGA	PCT	FT	FTA	PCT	OFF	DEF	TOT	A	PF	D	ST	TO	BS	PTS	AVG
2017-18	3	0	23	1	7	.143	3	4	.750	0	3	3	5	4	0	2	1	0	5	1.7

3-PT. FG: 2017-18, 0-0 (.000)

## FURLOW, TERRY

Michigan State

#25

HT: 6-5

WT: 200

Birthdate: Oct. 18, 1954

Drafted: 1976, 1st round (12th overall) by 76ers

	G	GS	MIN	FG	FGA	PCT	FT	FTA	PCT	OFF	DEF	TOT	A	PF	D	ST	TO	BS	PTS	AVG
1976-77	32	0	174	34	100	.340	16	18	.889	18	21	39	19	11	0	7	—	2	84	2.6

## PLAYOFFS

	G	GS	MIN	FG	FGA	PCT	FT	FTA	PCT	OFF	DEF	TOT	A	PF	D	ST	TO	BS	PTS	AVG
1976-77	5	—	16	6	11	.545	4	4	1.000	3	2	5	0	2	0	1	—	0	16	3.2

## GABOR, BILLY

Syracuse

HT: 5-11

WT: 180

Birthdate: May 13, 1922

Drafted: 1948, by Rochester

	G	GS	MIN	FG	FGA	PCT	FT	FTA	PCT	OFF	DEF	TOT	A	PF	D	ST	TO	BS	PTS	AVG
1949-50	56	—	—	226	671	.337	157	228	.689	—	—	—	108	198	—	—	—	—	609	10.9
1950-51	61	—	—	255	745	.342	179	242	.740	—	—	150	125	213	7	—	—	—	689	11.3
1951-52	57	—	1085	173	538	.322	142	183	.776	—	—	93	86	188	5	—	—	—	488	8.6
1952-53	69	—	1337	215	614	.350	217	284	.764	—	—	104	134	262	11	—	—	—	647	9.4
1953-54	61	—	1211	204	551	.370	139	194	.716	—	—	96	162	183	4	—	—	—	547	9.0
1954-55	3	—	47	7	22	.318	3	5	.600	—	—	5	11	6	0	—	—	—	17	5.7
<b>TOTALS</b>	<b>307</b>	<b>—</b>	<b>3680</b>	<b>1080</b>	<b>3141</b>	<b>.344</b>	<b>837</b>	<b>1136</b>	<b>.737</b>	<b>—</b>	<b>—</b>	<b>448</b>	<b>626</b>	<b>1050</b>	<b>27</b>	<b>—</b>	<b>—</b>	<b>—</b>	<b>2997</b>	<b>9.8</b>

## PLAYOFFS

	G	GS	MIN	FG	FGA	PCT	FT	FTA	PCT	OFF	DEF	TOT	A	PF	D	ST	TO	BS	PTS	AVG
1949-50	10	—	—	25	97	.258	26	31	.839	—	—	—	25	27	—	—	—	—	76	7.6
1950-51	7	—	—	27	72	.375	9	14	.643	—	—	20	18	24	1	—	—	—	63	9.0
1951-52	7	—	80	11	33	.333	12	16	.750	—	—	6	10	16	0	—	—	—	34	4.9
1952-53	2	—	28	5	12	.417	8	13	.615	—	—	3	2	12	2	—	—	—	18	9.0
1953-54	10	—	196	24	83	.289	28	40	.700	—	—	28	19	36	1	—	—	—	76	7.6
<b>TOTALS</b>	<b>36</b>	<b>—</b>	<b>304</b>	<b>92</b>	<b>297</b>	<b>.310</b>	<b>83</b>	<b>114</b>	<b>.728</b>	<b>—</b>	<b>—</b>	<b>57</b>	<b>74</b>	<b>115</b>	<b>4</b>	<b>—</b>	<b>—</b>	<b>—</b>	<b>267</b>	<b>7.4</b>

## ALL-STAR GAME

	G	GS	MIN	FG	FGA	PCT	FT	FTA	PCT	OFF	DEF	TOT	A	PF	D	ST	TO	BS	PTS	AVG
1953	1	0	25	0	3	.000	0	1	1.000	—	—	5	2	—	—	—	—	—	0	0.0

## GAI, DENG

Fairfield

#35

HT: 6-9

WT: 230

Birthdate: Mar. 22, 1982

Drafted: Undrafted

	G	GS	MIN	FG	FGA	PCT	FT	FTA	PCT	OFF	DEF	TOT	A	PF	D	ST	TO	BS	PTS	AVG
2005-06	2	0	5	0	0	—	0	0	—	0	0	0	0	0	0	0	0	0	0	0.0

## GAINES, COREY

Loyola Marymount

#8 and #5

HT: 6-3

WT: 195

Birthdate: June 1, 1965

Drafted: 1988, 3rd round (65th overall) by Seattle

	G	GS	MIN	FG	FGA	PCT	FT	FTA	PCT	OFF	DEF	TOT	A	PF	D	ST	TO	BS	PTS	AVG
1989-90	9	0	81	4	12	.333	1	4	.250	1	4	5	26	11	0	4	10	0	10	1.1
1994-95	11	8	280	24	51	.471	5	11	.455	1	17	18	33	23	0	8	14	1	55	5.0
<b>TOTALS</b>	<b>20</b>	<b>8</b>	<b>361</b>	<b>28</b>	<b>63</b>	<b>.444</b>	<b>6</b>	<b>15</b>	<b>.400</b>	<b>2</b>	<b>21</b>	<b>23</b>	<b>59</b>	<b>34</b>	<b>0</b>	<b>12</b>	<b>24</b>	<b>1</b>	<b>65</b>	<b>3.3</b>

3-PT. FG: 1989-90, 1-2 (.500); 1994-95, 2-15 (.133); TOTALS, 3-17 (.176)





# ALL-TIME ROSTER

## GAMBEE, DAVE

Oregon State

#20

HT: 6-6

WT: 215

Birthdate: Apr. 16, 1937

Drafted: 1958, 1st round (7th overall) by St. Louis

	G	GS	MIN	FG	FGA	PCT	FT	FTA	PCT	OFF	DEF	TOT	A	PF	D	ST	TO	BS	PTS	AVG
1960-61	79	—	2090	397	947	.419	291	352	.827	—	—	581	101	276	6	—	—	—	1085	13.7
1961-62	80	—	2301	477	1126	.424	384	470	.817	—	—	631	114	275	10	—	—	—	1338	16.7
1962-63	60	—	1234	235	537	.438	199	238	.836	—	—	289	48	190	2	—	—	—	669	11.2
1963-64	41	—	927	149	378	.394	151	185	.816	—	—	256	35	161	6	—	—	—	449	11.0
1964-65	80	—	1993	356	864	.412	299	368	.813	—	—	468	113	277	7	—	—	—	1011	12.6
1965-66	72	—	1068	168	437	.384	159	187	.850	—	—	273	71	189	3	—	—	—	495	6.9
1966-67	63	—	757	150	345	.435	107	125	.856	—	—	197	42	143	5	—	—	—	407	6.5
TOTALS	475	—	10370	1932	4634	.417	1590	1925	.826	—	—	2695	524	1511	39	—	—	—	5454	11.5

## PLAYOFFS

	G	GS	MIN	FG	FGA	PCT	FT	FTA	PCT	OFF	DEF	TOT	A	PF	D	ST	TO	BS	PTS	AVG
1960-61	8	—	208	34	95	.358	32	41	.780	—	—	55	12	33	0	—	—	—	100	12.5
1961-62	5	—	170	17	54	.315	22	25	.880	—	—	45	4	22	1	—	—	—	56	11.2
1962-63	5	—	75	10	34	.294	12	13	.923	—	—	16	0	14	0	—	—	—	32	6.4
1963-64	5	—	149	24	60	.400	21	27	.778	—	—	29	8	23	1	—	—	—	69	13.8
1964-65	10	—	132	16	48	.333	30	34	.882	—	—	24	6	31	1	—	—	—	62	6.2
1965-66	5	—	82	11	29	.379	8	11	.727	—	—	14	4	14	0	—	—	—	30	6.0
1966-67	5	—	24	6	11	.545	6	6	1.000	—	—	8	2	6	0	—	—	—	18	3.6
TOTALS	43	—	840	118	331	.356	131	157	.834	—	—	191	36	143	3	—	—	—	367	8.5

## GEIGER, MATT

Georgia Tech

#52

HT: 7-1

WT: 250

Birthdate: Sept. 10, 1969

Drafted: 1992, 2nd round (42nd overall) by Miami

	G	GS	MIN	FG	FGA	PCT	FT	FTA	PCT	OFF	DEF	TOT	A	PF	D	ST	TO	BS	PTS	AVG
1998-99	50	40	1540	266	555	.479	141	177	.797	137	225	362	58	157	2	39	101	40	674	13.5
1999-00	65	20	1406	260	589	.441	109	140	.779	154	233	387	39	194	1	29	91	22	629	9.7
2000-01	35	4	542	88	224	.393	37	54	.685	50	89	139	14	73	0	12	25	8	213	6.1
2001-02	4	0	36	1	8	.125	1	2	.500	3	3	6	0	2	0	0	2	2	3	0.8
TOTALS	154	64	3524	615	1376	.447	288	373	.772	344	550	894	111	426	3	80	219	72	1519	9.9

3-PT. FG: 1998-99, 1-5 (.200); 1999-00, 0-4 (.000); 2000-01, 0-2 (.000); TOTALS, 1-11 (.091)

## PLAYOFFS

	G	GS	MIN	FG	FGA	PCT	FT	FTA	PCT	OFF	DEF	TOT	A	PF	D	ST	TO	BS	PTS	AVG
98-99	8	8	239	42	96	.438	24	29	.828	23	38	61	6	29	0	9	13	6	108	13.5
99-00	8	0	128	25	50	.500	20	25	.800	17	23	40	2	23	0	5	5	2	70	8.8
00-01	12	0	100	17	29	.586	4	4	1.000	10	8	18	7	30	2	2	5	0	38	3.2
TOTALS	28	8	467	84	175	.480	48	58	.828	50	69	119	15	82	2	16	23	8	216	7.7

3-PT. FG: 1998-99, 0-1 (.000); 1999-00, 0-0 (---); 2000-01, 0-0 (---); TOTALS, 0-1 (.000)

## GILLIAM, ARMEN

Nevada Las Vegas

#35

HT: 6-9

WT: 250

Birthdate: May 28, 1964

Drafted: 1987, 1st round (2nd overall) by Phoenix

	G	GS	MIN	FG	FGA	PCT	FT	FTA	PCT	OFF	DEF	TOT	A	PF	D	ST	TO	BS	PTS	AVG
1990-91	50	50	1695	292	621	.470	164	201	.816	134	230	364	78	120	1	35	110	32	748	15.0
1991-92	81	81	2771	512	1001	.511	343	425	.807	234	426	660	118	176	1	51	166	85	1367	16.9
1992-93	80	26	1742	359	774	.464	274	325	.843	136	336	472	116	123	0	37	157	54	992	12.4
TOTALS	211	157	6208	1163	2396	.485	781	951	.821	504	992	1496	312	419	2	123	433	171	3107	14.7

3-PT. FG: 1990-91, 0-2 (.000); 1991-92, 0-2 (.000); 1992-93, 0-1 (.000); TOTALS, 0-5 (.000)

## PLAYOFFS

	G	GS	MIN	FG	FGA	PCT	FT	FTA	PCT	OFF	DEF	TOT	A	PF	D	ST	TO	BS	PTS	AVG
1990-91	8	8	287	48	104	.462	39	46	.848	14	38	52	10	16	0	5	15	6	135	16.9

## GRICEK, GORDAN

Croatia

#11

HT: 6-6

WT: 220

Birthdate: June 20, 1977

Drafted: 1999, 2nd round (40th overall) by Dallas

	G	GS	MIN	FG	FGA	PCT	FT	FTA	PCT	OFF	DEF	TOT	A	PF	D	ST	TO	BS	PTS	AVG
2007-08	12	0	110	5	15	.333	6	8	.750	1	13	14	11	9	0	3	8	1	37	3.1

3-PT. FG: 2007-08, 13-41 (.317)

## GMINSKI, MIKE

Duke

#42

HT: 6-11

WT: 255

Birthdate: Aug. 3, 1959

Drafted: 1980, 1st round (7th overall) by New Jersey

	G	GS	MIN	FG	FGA	PCT	FT	FTA	PCT	OFF	DEF	TOT	A	PF	D	ST	TO	BS	PTS	AVG
1987-88	47	47	1767	290	652	.445	212	226	.938	163	331	494	84	98	0	36	94	85	792	16.9
1988-89	82	82	2739	556	1166	.477	297	341	.871	213	556	769	138	142	0	46	129	106	1409	17.2
1989-90	81	81	2659	458	1002	.457	193	235	.821	196	491	687	128	136	0	43	98	102	1112	13.7
1990-91	30	29	791	109	284	.384	53	63	.841	71	130	201	33	41	0	16	31	34	272	9.1
TOTALS	240	239	7956	1413	3104	.455	755	865	.873	643	1508	2151	383	417	0	141	352	327	3585	14.9

3-PT. FG: 1988-89, 0-6 (.000); 1989-90, 3-17 (.176); 1990-91, 1-8 (.125); TOTALS, 4-31 (.129)

## PLAYOFFS

	G	GS	MIN	FG	FGA	PCT	FT	FTA	PCT	OFF	DEF	TOT	A	PF	D	ST	TO	BS	PTS	AVG
1988-89	3	—	118	19	48	.396	11	16	.688	6	17	23	2	8	0	0	2	8	49	16.3
1989-90	10	—	342	57	117	.487	14	15	.933	8	46	54	11	27	0	8	17	23	128	12.8
TOTALS	13	—	460	76	165	.461	25	31	.806	14	63	77	13	35	0	8	19	31	177	13.6



# ALL-TIME ROSTER

3-PT. FG: 1989-90, 0-5 (.000)

GORDON, DREW			New Mexico			#30			HT: 6-9			WT: 245								
			Birthdate: Aug. 7, 1990			Drafted: Undrafted														
G	GS	MIN	FG	FGA	PCT	FT	FTA	PCT	OFF	DEF	TOT	A	PF	D	ST	TO	BS	PTS	AVG	
2014-15	9	0	71	8	19	.421	1	2	.500	7	11	18	2	7	0	1	8	0	17	1.9
3-PT. FG: 2014-15, 0-3 (.000)																				

GOVEDARICA, BATO			DePaul										HT: 5-11			WT: 185				
			Birthdate: April 17, 1928					Drafted: 1951, by Syracuse												
	G	GS	MIN	FG	FGA	PCT	FT	FTA	PCT	OFF	DEF	TOT	A	PF	D	ST	TO	BS	PTS	AVG
1953-54	23	—	258	25	79	.316	25	37	.676	—	—	18	24	44	1	—	—	—	75	3.3

GRABOSKI, JOE			None										HT: 6-8			WT: 230			
			Birthdate: Jan. 15, 1930					Drafted: N/A											
G	GS	MIN	FG	FGA	PCT	FT	FTA	PCT	OFF	DEF	TOT	A	PF	D	ST	TO	BS	PTS	AVG
1961-62*	38	—	468	77	221	.348	39	65	.600	—	—	154	28	62	0	—	—	193	5.1

PLAYOFFS																				
	G	GS	MIN	FG	FGA	PCT	FT	FTA	PCT	OFF	DEF	TOT	A	PF	D	ST	TO	BS	PTS	AVG
1961-62	4	—	24	1	7	.143	1	11.000	—	—	4	0	3	0	—	—	—	3	0.8	

GRAHAM, GREG			Indiana			#20			HT: 6-4			WT: 174								
			Birthdate: Nov. 26, 1970			Drafted: 1993, 1st round (17th overall) by Charlotte														
G	GS	MIN	FG	FGA	PCT	FT	FTA	PCT	OFF	DEF	TOT	A	PF	D	ST	TO	BS	PTS	AVG	
1993-94	70	6	889	122	305	.400	92	110	.836	21	65	86	66	54	0	61	65	4	338	4.8
1994-95	50	7	775	95	223	.426	55	73	.753	19	43	62	66	76	0	29	48	6	251	5.0
1995-96	8	3	128	17	32	.531	15	17	.882	5	10	15	11	16	0	5	17	0	56	7.0
TOTALS	128	16	1792	234	560	.418	162	200	.810	45	118	163	143	146	0	95	130	10	645	5.0
3-PT. FG: 1993-94, 2-25 (.080); 1994-95, 6-28 (.214); 1995-96, 7-14 (.500); TOTALS, 15-67 (.224)																				

GRANT, JERAMI			Syracuse					#39			HT: 6-8			WT: 210						
			Birthdate: Mar. 12, 1994					Drafted: 2014, 2nd round (39th overall) by Philadelphia												
	G	GS	MIN	FG	FGA	PCT	FT	FTA	PCT	OFF	DEF	TOT	A	PF	D	ST	TO	BS	PTS	AVG
2014-15	65	11	1377	124	352	.352	114	193	.591	49	149	198	79	144	2	40	85	68	411	6.3
2015-16	77	52	2066	251	599	.419	212	322	.658	99	262	361	135	215	1	54	110	127	749	9.7
2016-17	2	0	41	6	17	.353	4	8	.500	0	6	6	0	5	0	0	3	4	16	8.0
TOTALS	144	63	3484	381	968	.394	330	523	.631	148	417	565	214	364	3	94	198	199	1176	8.2
3-PT. FG: 2014-15, 49-156 (.314); 2015-16, 35-146 (.240); 2016-17, 0-2; TOTALS, 84-304 (.276)																				

GRANT, GREG			Trenton State			#3			HT: 5-7			WT: 140								
			Birthdate: Aug. 29, 1966			Drafted: 1989, 2nd round (52nd overall) by Phoenix														
	G	GS	MIN	FG	FGA	PCT	FT	FTA	PCT	OFF	DEF	TOT	A	PF	D	ST	TO	BS	PTS	AVG
1991-92	55	0	834	99	217	.456	19	22	.864	13	52	65	199	73	0	37	41	2	224	4.1
1992-93	72	0	996	77	220	.350	20	31	.645	24	43	67	206	73	0	43	54	1	194	2.7
1995-96	11	2	280	18	48	.375	5	6	.833	3	18	21	60	28	0	12	15	2	45	4.1
TOTALS	138	2	2110	194	485	.400	44	59	.746	40	113	153	465	174	0	92	110	5	463	3.4
3-PT. FG: 1991-92, 7-18 (.389); 1992-93, 20-68 (.294); 1995-96, 4-18 (.222); TOTALS, 31-104 (.298)																				

GRANT, HARVEY			Oklahoma			#44			HT: 6-7			WT: 225								
			Birthdate: July 4, 1965			Drafted: 1988, 1st round (12th overall) by Washington														
G	GS	MIN	FG	FGA	PCT	FT	FTA	PCT	OFF	DEF	TOT	A	PF	D	ST	TO	BS	PTS	AVG	
1998-99	47	10	798	62	168	.369	21	29	.724	36	74	110	23	73	1	20	21	16	146	3.1
3-PT. FG: 1998-99, 1-6 (.167)																				

PLAYOFFS																				
	G	GS	MIN	FG	FGA	PCT	FT	FTA	PCT	OFF	DEF	TOT	A	PF	D	ST	TO	BS	PTS	AVG
1998-99	4	0	29	1	11.000		0	0	---	1	3	4	0	1		0	0	1	2	0.5

GRAYER, JEFF			Iowa State			#14			HT: 6-5			WT: 215								
Birthdate: Dec. 17, 1965			Drafted: 1988, 1st round (13th overall) by Milwaukee																	
G	GS	MIN	FG	FGA	PCT	FT	FTA	PCT	OFF	DEF	TOT	A	PF	D	ST	TO	BS	PTS	AVG	
1994-95	47	25	1098	163	381	.428	58	83	.699	58	91	149	74	80	1	27	56	4	389	8.3
3-PT. FG: 1994-95, 5-15 (.333)																				

GREEN, JOHN			Michigan State						#12		HT: 6-5			WT: 200						
			Birthdate: Dec. 8, 1933						Drafted: 1959, 1st round (5th overall) by New York											
	G	GS	MIN	FG	FGA	PCT	FT	FTA	PCT	OFF	DEF	TOT	A	PF	D	ST	TO	BS	PTS	AVG
1967-68	35	—	367	69	150	.460	39	83	.470	—	—	122	21	51	0	—	—	—	177	5.1
1968-69	74	—	795	146	282	.518	57	125	.456	—	—	330	47	110	1	—	—	—	349	4.7
TOTALS	109	—	1162	215	432	.498	96	208	.462	—	—	452	68	161	1	—	—	—	526	4.8





# ALL-TIME ROSTER

## PLAYOFFS

	G	GS	MIN	FG	FGA	PCT	FT	FTA	PCT	OFF	DEF	TOT	A	PF	D	ST	TO	BS	PTS	AVG
1967-68	12	—	219	38	65	.585	20	43	.465	—	—	66	8	19	0	—	—	—	96	8.0
1968-69	5	—	44	9	16	.563	5	9	.556	—	—	14	1	12	1	—	—	—	23	4.6
TOTALS	17	—	263	47	81	.580	25	52	.481	—	—	80	9	31	1	—	—	—	119	7.0

## GREEN, KENNY

### Wake Forest

#25

HT: 6-7

WT: 215

Birthdate: Oct. 11, 1964

Drafted: 1985, 1st round (12th overall) by Washington

	G	GS	MIN	FG	FGA	PCT	FT	FTA	PCT	OFF	DEF	TOT	A	PF	D	ST	TO	BS	PTS	AVG
1985-86	21	0	232	39	91	.429	14	23	.609	10	25	35	6	27	0	1	18	2	92	4.4
1986-87	19	0	172	25	70	.357	14	19	.737	6	22	28	7	8	0	4	15	2	64	3.4
TOTALS	40	0	404	64	161	.398	28	42	.667	16	47	63	13	35	0	5	33	4	156	3.9

## GREEN, LUTHER

### Long Island University

#25

HT: 6-7

WT: 190

Birthdate: Nov. 13, 1946

Drafted: Undrafted

	G	GS	MIN	FG	FGA	PCT	FT	FTA	PCT	OFF	DEF	TOT	A	PF	D	ST	TO	BS	PTS	AVG
1972-73	5	0	32	0	11	.000	3	9	.333	—	—	3	0	9	0	—	—	—	3	0.6

## GREEN, RICKEY

### Michigan

#14

HT: 6-11/2

WT: 170

Birthdate: Aug. 18, 1954

Drafted: 1977, 1st round (16th overall) by Golden St.

	G	GS	MIN	FG	FGA	PCT	FT	FTA	PCT	OFF	DEF	TOT	A	PF	D	ST	TO	BS	PTS	AVG
1990-91	79	75	2248	334	722	.463	117	141	.830	33	104	137	413	130	0	57	108	6	793	10.0
3-PT FG: 1990-91, 8-36 (.222)																				

## PLAYOFFS

	G	GS	MIN	FG	FGA	PCT	FT	FTA	PCT	OFF	DEF	TOT	A	PF	D	ST	TO	BS	PTS	AVG
1990-91	8	8	199	24	55	.436	8	9	.889	1	8	9	22	9	0	7	13	0	59	7.4
3PT FG: 1990-91, 3-4 (.750)																				

## GREEN, SEAN

### Iona

#7

HT: 6-5

WT: 210

Birthdate: Feb. 2, 1970

Drafted: 1991, 2nd round (41st overall) by Indiana

	G	GS	MIN	FG	FGA	PCT	FT	FTA	PCT	OFF	DEF	TOT	A	PF	D	ST	TO	BS	PTS	AVG
1993-94	35	0	332	63	182	.346	13	18	.722	10	24	34	16	21	0	18	27	6	149	4.3
3 PT FG: 1993-94, 10-41 (.244)																				

## GREEN, WILLIE

### Detroit-Mercy

#33

HT: 6-4

WT: 200

Birthdate: July 28, 1981

Drafted: 2003, 2nd round (41st overall) by Seattle

	G	GS	MIN	FG	FGA	PCT	FT	FTA	PCT	OFF	DEF	TOT	A	PF	D	ST	TO	BS	PTS	AVG
2003-04	53	0	767	143	357	.401	59	81	.728	16	49	65	53	83	0	26	59	5	364	6.9
2004-05	57	21	1066	155	423	.366	97	125	.776	22	111	133	100	121	0	34	75	6	437	7.7
2005-06	10	2	153	28	66	.424	4	5	.800	1	14	15	5	13	0	2	12	0	70	7.0
2006-07	74	36	1842	357	868	.411	74	111	.667	42	116	158	112	144	1	56	106	4	839	11.3
2007-08	74	74	1970	379	870	.436	112	148	.757	32	150	182	151	119	0	54	109	22	921	12.4
2008-09	81	60	1828	286	658	.435	62	85	.729	29	97	126	158	154	0	53	64	13	685	8.5
2009-10	73	18	1553	248	543	.457	95	114	.833	20	109	129	152	135	0	32	67	11	638	8.7
TOTALS	422	211	9180	1596	3785	.422	503	669	.752	162	646	808	731	769	1	257	492	61	3954	9.4
3-PT FG: 2003-04, 19-61 (.311); 2004-05, 30-105 (.286); 2005-06, 10-19 (.526); 2006-07, 51-157 (.325); 2007-08, 51-179 (.285); 2008-09, 51-161 (.317); 2009-10, 47-136 (.346); TOTALS, 259-818 (.317)																				

## PLAYOFFS

	G	GS	MIN	FG	FGA	PCT	FT	FTA	PCT	OFF	DEF	TOT	A	PF	D	ST	TO	BS	PTS	AVG
2004-05	5	0	63	8	18	.444	9	10	.900	3	6	9	3	5	0	1	2	0	27	5.4
2007-08	6	6	142	22	51	.431	9	14	.643	2	6	8	12	19	1	5	9	4	54	9.0
2008-09	6	6	148	21	51	.412	1	3	.333	0	6	6	7	13	0	0	5	1	47	7.8
TOTALS	17	12	353	51	120	.425	19	27	.704	5	18	23	22	37	1	6	16	25	128	7.5
3-PT FG: 2004-05, 2-9 (.222); 2007-08, 1-5 (.200); 2008-09, 4-11 (.364); TOTALS, 7-25 (.280)																				

## GREENSPAN, JERRY

### Maryland

#22

HT: 6-5

WT: 195

Birthdate: Nov. 22, 1941

Drafted: 1963, 3rd round (24th overall) by Syracuse

	G	GS	MIN	FG	FGA	PCT	FT	FTA	PCT	OFF	DEF	TOT	A	PF	D	ST	TO	BS	PTS	AVG
1963-64	20	—	280	32	90	.356	34	50	.680	—	—	72	11	54	0	—	—	—	98	4.9
1964-65	5	—	49	8	13	.615	8	8	1.000	—	—	11	0	12	0	—	—	—	24	4.8
TOTALS	25	—	329	40	103	.388	42	58	.724	—	—	83	11	66	0	—	—	—	122	4.9

## GREER, HAL

### Marshall

#15

HT: 6-2

WT: 175

Birthdate: June 26, 1936

Drafted: 1958, 2nd round (14th overall) by Syracuse

	G	GS	MIN	FG	FGA	PCT	FT	FTA	PCT	OFF	DEF	TOT	A	PF	D	ST	TO	BS	PTS	AVG
1958-59	68	—	1625	308	679	.454	137	176	.778	—	—	196	101	189	1	—	—	—	753	11.1
1959-60	70	—	1979	388	815	.476	148	189	.783	—	—	303	188	208	4	—	—	—	924	13.2
1960-61	79	—	2763	623	1381	.451	305	394	.774	—	—	455	302	242	0	—	—	—	1551	19.6
1961-62	71	—	2705	644	1442	.447	331	404	.819	—	—	524	313	252	2	—	—	—	1619	22.8
1962-63	80	—	2631	600	1293	.464	362	434	.834	—	—	457	275	286	4	—	—	—	1562	19.5
1963-64	80	—	3157	715	1611	.444	435	525	.829	—	—	484	374	291	6	—	—	—	1865	23.3
1964-65	70	—	2600	539	1245	.433	335	413	.811	—	—	355	313	254	7	—	—	—	1413	20.2



# ALL-TIME ROSTER

1965-66	80	—	3326	703	1580	.445	413	514	.804	—	—	473	384	315	6	—	—	—	1819	22.7
1966-67	80	—	3086	699	1524	.459	367	466	.788	—	—	422	303	302	5	—	—	—	1765	22.1
1967-68	82	—	3263	777	1626	.478	422	549	.769	—	—	444	372	289	6	—	—	—	1976	24.1
1968-69	82	—	3311	732	1595	.459	432	543	.796	—	—	435	414	294	8	—	—	—	1896	23.1
1969-70	80	—	3024	705	1551	.455	352	432	.815	—	—	376	405	300	8	—	—	—	1762	22.0
1970-71	81	69	3060	591	1371	.431	326	405	.805	—	—	364	369	289	4	—	—	—	1508	18.6
1971-72	81	53	2410	389	866	.449	181	234	.774	—	—	271	316	268	10	—	—	—	959	11.8
1972-73	138	17	848	91	232	.392	32	39	.821	—	—	106	111	76	1	—	—	—	214	5.6
<b>TOTALS</b>	<b>2122</b>	<b>139</b>	<b>39788</b>	<b>8504</b>	<b>18811</b>	<b>.452</b>	<b>4578</b>	<b>5717</b>	<b>.801</b>	<b>—</b>	<b>—</b>	<b>5665</b>	<b>4540</b>	<b>3855</b>	<b>72</b>	<b>—</b>	<b>—</b>	<b>—</b>	<b>21586</b>	<b>19.2</b>

## PLAYOFFS

	G	GS	MIN	FG	FGA	PCT	FT	FTA	PCT	OFF	DEF	TOT	A	PF	D	ST	TO	BS	PTS	AVG
1958-59	9	—	277	39	93	.419	26	32	.813	—	—	47	20	35	2	—	—	—	104	11.6
1959-60	3	—	84	22	43	.512	3	4	.750	—	—	14	10	5	0	—	—	—	47	15.7
1960-61	8	—	232	41	106	.387	33	40	.825	—	—	33	19	32	1	—	—	—	115	14.4
1961-62	1	—	5	0	0	---	0	0	---	—	—	0	0	1	0	—	—	—	0	0.0
1962-63	5	—	214	44	87	.506	29	35	.829	—	—	27	21	21	1	—	—	—	117	23.4
1963-64	5	—	211	37	95	.389	33	39	.846	—	—	28	30	19	1	—	—	—	107	21.4
1964-65	11	—	505	101	222	.455	69	87	.793	—	—	81	55	45	2	—	—	—	271	24.6
1965-66	5	—	226	32	91	.352	18	23	.783	—	—	36	21	21	0	—	—	—	82	16.4
1966-67	15	—	688	161	375	.429	94	118	.797	—	—	88	79	55	1	—	—	—	416	27.7
1967-68	13	—	553	120	278	.432	95	111	.856	—	—	79	55	49	1	—	—	—	335	25.8
1968-69	5	—	204	26	81	.321	28	36	.778	—	—	30	23	23	0	—	—	—	80	16.0
1969-70	5	—	178	33	74	.446	11	13	.846	—	—	17	27	16	0	—	—	—	77	15.4
1970-71	7	—	265	49	112	.438	27	36	.750	—	—	25	33	35	4	—	—	—	125	17.9
<b>TOTALS</b>	<b>92</b>	<b>—</b>	<b>3642</b>	<b>705</b>	<b>1657</b>	<b>.425</b>	<b>466</b>	<b>574</b>	<b>.812</b>	<b>—</b>	<b>—</b>	<b>505</b>	<b>393</b>	<b>357</b>	<b>13</b>	<b>—</b>	<b>—</b>	<b>—</b>	<b>1876</b>	<b>20.4</b>

## ALL-STAR GAME

	G	GS	MIN	FG	FGA	PCT	FT	FTA	PCT	OFF	DEF	TOT	A	PF	D	ST	TO	BS	PTS	AVG
1961	1	0	18	7	11	.636	0	0	---	—	—	6	2	—	—	—	—	—	14	—
1962	1	0	24	3	14	.214	2	7	.286	—	—	10	9	—	—	—	—	—	8	—
1963	1	0	15	3	7	.429	0	0	.000	—	—	3	2	—	—	—	—	—	6	—
1964	1	1	20	5	10	.500	3	4	.750	—	—	3	4	1	0	—	—	—	13	—
1965	1	0	21	5	11	.455	3	4	.750	—	—	4	1	2	0	—	—	—	13	—
1966	1	0	23	4	13	.308	1	11	.000	—	—	5	1	4	0	—	—	—	9	—
1967	1	1	31	5	16	.313	7	8	.875	—	—	4	1	5	0	—	—	—	17	—
1968	1	0	17	8	8	1.000	5	7	.714	—	—	3	3	2	0	—	—	—	21	—
1969	1	0	17	0	1	.000	4	5	.800	—	—	3	2	2	0	—	—	—	4	—
1970	1	0	21	7	11	.636	1	11	.000	—	—	4	3	4	0	—	—	—	15	—
<b>TOTALS</b>	<b>10</b>	<b>2</b>	<b>207</b>	<b>47</b>	<b>102</b>	<b>.461</b>	<b>26</b>	<b>37</b>	<b>.703</b>	<b>—</b>	<b>—</b>	<b>45</b>	<b>28</b>	<b>20</b>	<b>0</b>	<b>—</b>	<b>—</b>	<b>—</b>	<b>120</b>	<b>12.0</b>

## GUOKAS, MATT

St. Joseph's

#14

HT: 6-51/2

WT: 185

Birthdate: Feb. 25, 1944

Drafted: 1966, 1st round (9th overall) by 76ers

	G	GS	MIN	FG	FGA	PCT	FT	FTA	PCT	OFF	DEF	TOT	A	PF	D	ST	TO	BS	PTS	AVG
1966-67	69	—	808	79	203	.389	49	81	.605	—	—	83	105	82	0	—	—	—	207	3.0
1967-68	82	—	1612	190	393	.483	118	152	.776	—	—	185	191	172	0	—	—	—	498	6.1
1968-69	72	—	838	92	216	.426	54	81	.667	—	—	94	104	121	1	—	—	—	238	3.3
1969-70	80	—	1558	189	416	.454	106	149	.711	—	—	216	222	201	0	—	—	—	484	6.1
1970-71	1	—	5	0	0	---	0	0	---	—	—	1	0	0	0	—	—	—	0	0.0
<b>TOTALS</b>	<b>304</b>	<b>—</b>	<b>4821</b>	<b>550</b>	<b>1228</b>	<b>.448</b>	<b>327</b>	<b>463</b>	<b>.706</b>	<b>—</b>	<b>—</b>	<b>579</b>	<b>622</b>	<b>576</b>	<b>1</b>	<b>—</b>	<b>—</b>	<b>—</b>	<b>1427</b>	<b>4.7</b>

## PLAYOFFS

	G	GS	MIN	FG	FGA	PCT	FT	FTA	PCT	OFF	DEF	TOT	A	PF	D	ST	TO	BS	PTS	AVG
1966-67	15	—	252	26	64	.406	13	17	.765	—	—	30	23	33	0	—	—	—	65	4.3
1967-68	13	—	327	30	79	.380	20	27	.741	—	—	43	30	39	0	—	—	—	80	6.2
1968-69	5	—	100	11	27	.407	4	5	.800	—	—	12	8	12	0	—	—	—	26	5.2
1970-71	2	—	23	6	8	.750	1	1	1.000	—	—	3	1	1	0	—	—	—	13	6.5
<b>TOTALS</b>	<b>35</b>	<b>—</b>	<b>702</b>	<b>73</b>	<b>178</b>	<b>.410</b>	<b>38</b>	<b>50</b>	<b>.760</b>	<b>—</b>	<b>—</b>	<b>88</b>	<b>62</b>	<b>85</b>	<b>0</b>	<b>—</b>	<b>—</b>	<b>—</b>	<b>184</b>	<b>5.3</b>

## HALBROOK, SWEDE

Oregon State

HT: 7-3

WT: 235

Birthdate: Jan. 30, 1933

Drafted: N/A

	G	GS	MIN	FG	FGA	PCT	FT	FTA	PCT	OFF	DEF	TOT	A	PF	D	ST	TO	BS	PTS	AVG
1960-61	79	—	1131	155	463	.335	76	140	.543	—	—	550	31	262	9	—	—	—	386	4.9
1961-62	64	—	908	152	422	.360	96	151	.636	—	—	399	33	179	7	—	—	—	400	6.3
<b>TOTALS</b>	<b>143</b>	<b>—</b>	<b>2039</b>	<b>307</b>	<b>885</b>	<b>.347</b>	<b>172</b>	<b>291</b>	<b>.591</b>	<b>—</b>	<b>—</b>	<b>949</b>	<b>64</b>	<b>441</b>	<b>16</b>	<b>—</b>	<b>—</b>	<b>—</b>	<b>786</b>	<b>5.5</b>

## PLAYOFFS

	G	GS	MIN	FG	FGA	PCT	FT	FTA	PCT	OFF	DEF	TOT	A	PF	D	ST	TO	BS	PTS	AVG
1960-61	8	—	176	24	78	.308	15	22	.682	—	—	85	12	25	1	—	—	—	63	7.9

## HALIMON, SHALER

Utah State

#26

HT: 6-6

WT: 200

Birthdate: Mar. 30, 1945

Drafted: 1968, 1st round (14th overall) by 76ers

	G	GS	MIN	FG	FGA	PCT	FT	FTA	PCT	OFF	DEF	TOT	A	PF	D	ST	TO	BS	PTS	AVG
1968-69	50	—	350	88	196	.449	10	32	.313	—	—	86	18	34	0	—	—	—	186	3.7





# ALL-TIME ROSTER

## PLAYOFFS

	G	GS	MIN	FG	FGA	PCT	FT	FTA	PCT	OFF	DEF	TOT	A	PF	D	ST	TO	BS	PTS	AVG
1968-69	1	—	2	1	2	.500	0	0	---	—	—	0	0	0	0	—	—	—	2	2.0

### HALLIBURTON, JEFF

Drake

#42

HT: 6-5

WT: 195

Birthdate: July 3, 1949

Drafted: 1971, 3rd round (39th overall) by Atlanta

	G	GS	MIN	FG	FGA	PCT	FT	FTA	PCT	OFF	DEF	TOT	A	PF	D	ST	TO	BS	PTS	AVG
1972-73	31	0	549	122	280	.436	50	66	.758	—	—	82	68	78	1	—	—	—	294	9.5

### HAMILTON, ZENDON

St. John's (N.Y.)

#42

HT: 6-11

WT: 240

Birthdate: April 29, 1975

Drafted: Undrafted

	G	GS	MIN	FG	FGA	PCT	FT	FTA	PCT	OFF	DEF	TOT	A	PF	D	ST	TO	BS	PTS	AVG
2003-04	45	0	472	51	95	.537	67	96	.698	49	97	146	13	74	0	8	27	8	169	3.8
2005-06	1	0	3	0	1	.000	1	2	.500	0	0	0	0	1	0	1	0	0	1	1.0
TOTALS	46	0	475	51	96	.531	68	98	.694	49	97	147	13	75	0	9	27	8	170	3.7

### HANNUM, ALEX

USC

HT: 6-7

WT: 225

Birthdate: July 19, 1923

Drafted: 1948, by Indianapolis

	G	GS	MIN	FG	FGA	PCT	FT	FTA	PCT	OFF	DEF	TOT	A	PF	D	ST	TO	BS	PTS	AVG
1949-50	64	—	—	177	488	.363	128	186	.688	—	—	—	129	264	—	—	—	—	482	7.5
1950-51	63	—	—	182	494	.368	107	197	.543	—	—	301	119	271	16	—	—	—	471	7.5
TOTALS	127	—	—	359	982	.366	235	383	.614	—	—	301	248	535	16	—	—	—	953	7.5

## PLAYOFFS

	G	GS	MIN	FG	FGA	PCT	FT	FTA	PCT	OFF	DEF	TOT	A	PF	D	ST	TO	BS	PTS	AVG
1949-50	11	—	—	38	86	.442	17	34	.500	—	—	—	10	50	—	—	—	—	93	8.5
1950-51	7	—	—	17	39	.436	8	10	.800	—	—	47	17	37	3	—	—	—	42	6.0
TOTALS	18	—	—	55	125	.440	25	44	.568	—	—	47	27	87	3	—	—	—	135	7.5

### HARMON, JEROME

Louisville

#40

HT: 6-5

WT: 206

Birthdate: Feb. 6, 1969

Drafted: Undrafted

	G	GS	MIN	FG	FGA	PCT	FT	FTA	PCT	OFF	DEF	TOT	A	PF	D	ST	TO	BS	PTS	AVG
1994-95	10	0	158	21	53	.396	3	6	.500	9	14	23	12	12	0	9	7	0	46	4.6
3-PT. FG: 1994-95, 1-1 (.1000)																				

### HARPER, JUSTIN

Richmond

#40

HT: 6-10

WT: 225

Birthdate: Aug. 30, 1989

Drafted: 2011, 2nd round (32nd overall) by Cleveland

	G	GS	MIN	FG	FGA	PCT	FT	FTA	PCT	OFF	DEF	TOT	A	PF	D	ST	TO	BS	PTS	AVG
2016-17	3	0	31	5	12	.417	0	0	—	2	3	5	2	2	0	0	4	0	12	4.0
3-PT. FG: 2016-17, 2-7 (.286)																				

### HARPRING, MATT

Georgia Tech

#23

HT: 6-7

WT: 231

Birthdate: Feb. 6, 1969

Drafted: 1998, 1st round (15th overall) by Orlando

	G	GS	MIN	FG	FGA	PCT	FT	FTA	PCT	OFF	DEF	TOT	A	PF	D	ST	TO	BS	PTS	AVG
2001-02	72	81	2541	386	838	.461	165	222	.743	203	370	573	107	201	1	70	127	5	958	11.8
3-PT. FG: 2001-02, 21-69 (.304)																				

## PLAYOFFS

	G	GS	MIN	FG	FGA	PCT	FT	FTA	PCT	OFF	DEF	TOT	A	PF	D	ST	TO	BS	PTS	AVG
2001-02	5	5	119	22	44	.500	7	9	.778	13	13	26	7	12	0	5	5	0	51	10.2

### HARRIS, LUCIOUS

Long Beach State

#30

HT: 6-5

WT: 205

Birthdate: Dec. 18, 1970

Drafted: 1993, 2nd round (28th overall) by Dallas

	G	GS	MIN	FG	FGA	PCT	FT	FTA	PCT	OFF	DEF	TOT	A	PF	D	ST	TO	BS	PTS	AVG
1996-97	54	3	813	112	294	.381	33	47	.702	27	44	71	50	45	0	24	39	0	217	3.6
3-PT. FG: 1996-97, 36-99 (.364)																				

### HARRIS, TOBIAS

Tennessee

#33

HT: 6-9

WT: 235

Birthdate: July 15, 1992

Drafted: 2011, 1st round (19th overall) by Charlotte

	G	GS	MIN	FG	FGA	PCT	FT	FTA	PCT	OFF	DEF	TOT	A	PF	D	ST	TO	BS	PTS	AVG
2018-19	27	27	944	187	399	.469	74	88	.841	32	181	213	79	61	0	11	42	13	492	18.2
2019-20	72	72	2469	553	1173	.471	174	216	.806	69	426	495	227	165	3	53	104	40	1411	19.6
TOTALS	99	99	3413	740	1572	.471	248	304	.816	101	607	708	306	226	3	64	146	53	1903	19.2
3-PT. FG: 2018-19, 44-135 (.326); 2019-20, 131-357 (.367); TOTALS, 175-492 (.356)																				

## PLAYOFFS

	G	GS	MIN	FG	FGA	PCT	FT	FTA	PCT	OFF	DEF	TOT	A	PF	D	ST	TO	BS	PTS	AVG
2018-19	12	12	443	71	167	.425	22	26	.846	12	97	109	48	30	0	13	19	6	186	15.5
2019-20	4	4	149	23	60	.383	15	19	.789	14	24	38	16	11	0	2	5	1	63	15.8
TOTALS	16	16	592	94	227	.414	37	45	.822	26	121	147	64	41	0	15	24	7	249	15.6
3-PT. FG: 2018-19, 22-63 (.349); 2019-20, 2-15 (.133); TOTALS, 24-78 (.308)																				



# ALL-TIME ROSTER

## HARRIS, TONY

New Orleans

#3

HT: 6-3

WT: 190

Birthdate: May 13, 1967

Drafted: Undrafted

	G	GS	MIN	FG	FGA	PCT	FT	FTA	PCT	OFF	DEF	TOT	A	PF	D	ST	TO	BS	PTS	AVG
1990-91	6	0	41	4	16	.250	2	4	.500	0	1	1	0	5	0	1	3	0	10	1.7
3-PT. FG: 1990-91, 0-2 (.000)																				

## HARRISON, BOB

Michigan

#3

HT: 6-1

WT: 190

Birthdate: Aug. 12, 1927

Drafted: 1949, by Minneapolis

	G	GS	MIN	FG	FGA	PCT	FT	FTA	PCT	OFF	DEF	TOT	A	PF	D	ST	TO	BS	PTS	AVG
1956-57*	66	—	1810	243	629	.386	93	130	.715	—	—	156	161	220	5	—	—	—	579	8.8
1957-58	72	—	1799	210	604	.348	97	122	.795	—	—	166	169	200	1	—	—	—	517	7.2
TOTALS	138	—	3609	453	1233	.367	190	252	.754	—	—	322	330	420	6	—	—	—	1096	7.9

## PLAYOFFS

	G	GS	MIN	FG	FGA	PCT	FT	FTA	PCT	OFF	DEF	TOT	A	PF	D	ST	TO	BS	PTS	AVG
1956-57	5	—	133	12	45	.267	8	9	.889	—	—	13	15	21	1	—	—	—	32	6.4
1957-58	3	—	43	4	16	.250	2	3	.667	—	—	7	5	6	0	—	—	—	10	3.3
TOTALS	8	—	176	16	61	.262	10	12	.833	—	—	20	20	27	1	—	—	—	42	5.3

## HAWES, SPENCER

WASHINGTON

#00

HT: 7-1

WT: 245

Birthdate: Apr. 28, 1988

Drafted: 2007, 1st round (10th overall) by Sacramento

	G	GS	MIN	FG	FGA	PCT	FT	FTA	PCT	OFF	DEF	TOT	A	PF	D	ST	TO	BS	PTS	AVG
2010-11	81	81	1718	264	568	.465	47	88	.534	129	336	465	121	201	2	29	97	71	584	7.2
2011-12	37	29	920	156	319	.489	40	55	.727	78	192	270	98	100	0	16	55	48	355	9.6
2012-13	82	40	2233	376	811	.464	122	157	.777	173	417	590	183	233	1	24	131	113	905	11.0
2013-14	53	53	1666	264	586	.451	79	101	.782	88	364	452	176	154	2	31	119	67	688	13.0
TOTALS	253	203	6537	1060	2284	.464	288	401	.718	468	1309	1777	578	688	5	100	402	299	2532	10.0
3-PT. FG: 2010-11, 9-37 (.243); 2011-12, 3-12 (.250); 2012-13, 31-87 (.356); 2013-14, 81-203 (.399); TOTALS, 124-339 (.366)																				

## PLAYOFFS

	G	GS	MIN	FG	FGA	PCT	FT	FTA	PCT	OFF	DEF	TOT	A	PF	D	ST	TO	BS	PTS	AVG
2010-11	5	5	98	12	33	.364	2	4	.500	5	14	19	9	11	0	0	2	2	26	5.2
2011-12	13	12	332	50	108	.463	19	26	.731	18	68	86	21	32	0	4	22	11	121	9.3
TOTALS	18	17	430	62	141	.440	21	30	.700	23	82	105	30	43	0	4	24	13	147	8.2
3-PT. FG: 2010-11, 0-1 (.000); 2011-12, 2-5 (.400); TOTALS, 2-6 (.333)																				

## HAWKINS, HERSEY

Bradley

#33

HT: 6-3

WT: 190

Birthdate: Sept. 29, 1966

Drafted: 1988, 1st round (6th overall) by LA Clippers

	G	GS	MIN	FG	FGA	PCT	FT	FTA	PCT	OFF	DEF	TOT	A	PF	D	ST	TO	BS	PTS	AVG
1988-89	79	79	2577	442	971	.455	241	290	.831	51	174	225	239	184	0	120	158	37	1196	15.1
1989-90	82	82	2856	522	1136	.460	387	436	.888	85	219	304	261	217	2	130	185	28	1515	18.5
1990-91	80	80	3110	590	1251	.472	479	550	.871	48	262	310	299	182	0	178	213	39	1767	22.1
1991-92	81	81	3013	521	1127	.462	403	461	.874	53	218	271	248	174	0	157	189	43	1536	19.0
1992-93	81	81	2977	551	1172	.470	419	487	.860	91	255	346	317	189	0	137	180	30	1643	20.3
TOTALS	403	403	14533	2626	5657	.464	1929	2224	.867	328	1128	1456	1364	946	2	722	925	177	7657	19.0
3-PT. FG: 1988-89, 71-166 (.428); 1989-90, 84-200 (.420); 1990-91, 14-26 (.538); TOTALS, 28-67 (.418)																				
TOTALS, 416-1172 (.406)																				

## PLAYOFFS

	G	GS	MIN	FG	FGA	PCT	FT	FTA	PCT	OFF	DEF	TOT	A	PF	D	ST	TO	BS	PTS	AVG
1988-89	3	3	72	3	24	.125	2	2	1.000	1	4	5	4	6	0	3	3	1	8	2.7
1989-90	10	10	415	81	163	.497	59	63	.937	8	23	31	36	25	0	12	31	7	235	23.5
1990-91	8	8	329	47	101	.465	59	63	.937	8	38	46	27	29	1	20	16	10	167	20.9
TOTALS	21	21	816	131	288	.455	120	128	.938	17	65	82	67	60	1	35	50	18	410	19.5
3-PT. FG: 1988-89, 0-5 (.000); 1989-90, 14-36 (.389); 1990-91, 14-26 (.538); TOTALS, 28-67 (.418)																				

## ALL-STAR GAME

	G	GS	MIN	FG	FGA	PCT	FT	FTA	PCT	OFF	DEF	TOT	A	PF	D	ST	TO	BS	PTS	AVG
1991	1	0	14	3	5	.600	0	0	---	0	0	0	1	1	0	0	1	0	6	6
3-PT. FG: 1991, 0-1 (.000)																				

## HAYES, STEVE

Idaho State

#31

HT: 7-0

WT: 205

Birthdate: Aug. 2, 1955

Drafted: 1977, 4th round (76th overall) by New York

	G	GS	MIN	FG	FGA	PCT	FT	FTA	PCT	OFF	DEF	TOT	A	PF	D	ST	TO	BS	PTS	AVG
1984-85	11	0	101	10	18	.556	2	4	.500	11	23	34	1	19	0	1	2	4	22	2.0

## HENDERSON, ALAN

Indiana

#44

HT: 6-9

WT: 240

Birthdate: Dec. 2, 1972

Drafted: 1995, 1st round (16th overall) by Atlanta

	G	GS	MIN	FG	FGA	PCT	FT	FTA	PCT	OFF	DEF	TOT	A	PF	D	ST	TO	BS	PTS	AVG
2006-07	38	5	418	43	67	.642	33	47	.702	48	59	107	10	62	1	9	12	12	119	3.1





# ALL-TIME ROSTER

## HENDERSON, DAVID

Duke

#3

HT: 6-5

WT: 195

Birthdate: July 21, 1964

Drafted: 1986, 3rd round (58th overall) by Washington

	G	GS	MIN	FG	FGA	PCT	FT	FTA	PCT	OFF	DEF	TOT	A	PF	D	ST	TO	BS	PTS	AVG
1987-88	69	3	1436	189	439	.431	136	168	.810	26	71	97	218	173	0	67	125	5	581	8.4
1988-89	65	0	986	144	348	.414	104	127	.819	17	51	68	140	121	1	42	73	3	425	6.5
<b>TOTALS</b>	<b>134</b>	<b>3</b>	<b>2422</b>	<b>333</b>	<b>787</b>	<b>.423</b>	<b>240</b>	<b>295</b>	<b>.814</b>	<b>43</b>	<b>122</b>	<b>165</b>	<b>358</b>	<b>294</b>	<b>1</b>	<b>109</b>	<b>198</b>	<b>8</b>	<b>1006</b>	<b>7.5</b>

3-PT. FG: 1987-88, 67-159 (.421); 1988-89, 33-107 (.308); TOTALS, 100-266 (.376)

### PLAYOFFS

	G	GS	MIN	FG	FGA	PCT	FT	FTA	PCT	OFF	DEF	TOT	A	PF	D	ST	TO	BS	PTS	AVG
1988-89	3	—	69	10	25	.400	2	6	.333	3	4	7	5	10	0	2	5	0	24	8.0

3-PT. FG: 1987-88, 2-7 (.286)

## HENDERSON, GERALD

Virginia Commonwealth

#12

HT: 6-2

WT: 195

Birthdate: Jan 16, 1956

Drafted: 1978, 3rd round (64th overall) by San Antonio

	G	GS	MIN	FG	FGA	PCT	FT	FTA	PCT	OFF	DEF	TOT	A	PF	D	ST	TO	BS	PTS	AVG
1987-88	69	3	1436	189	439	.431	136	168	.810	26	71	97	218	173	0	67	125	5	581	8.4
1988-89	65	0	986	144	348	.414	104	127	.819	17	51	68	140	121	1	42	73	3	425	6.5
<b>TOTALS</b>	<b>134</b>	<b>3</b>	<b>2422</b>	<b>333</b>	<b>787</b>	<b>.423</b>	<b>240</b>	<b>295</b>	<b>.814</b>	<b>43</b>	<b>122</b>	<b>165</b>	<b>358</b>	<b>294</b>	<b>1</b>	<b>109</b>	<b>198</b>	<b>8</b>	<b>1006</b>	<b>7.5</b>

3-PT. FG: 1987-88, 67-159 (.421); 1988-89, 33-107 (.308); TOTALS, 100-266 (.376)

### PLAYOFFS

	G	GS	MIN	FG	FGA	PCT	FT	FTA	PCT	OFF	DEF	TOT	A	PF	D	ST	TO	BS	PTS	AVG
1988-89	3	—	69	10	25	.400	2	6	.333	3	4	7	5	10	0	2	5	0	24	8.0

3-PT. FG: 1987-88, 2-7 (.286)

## HENDERSON, GERALD

Duke

#12

HT: 6-5

WT: 215

Birthdate: Dec. 9, 1987

Drafted: 2009, 1st round (12th overall) by Charlotte

	G	GS	MIN	FG	FGA	PCT	FT	FTA	PCT	OFF	DEF	TOT	A	PF	D	ST	TO	BS	PTS	AVG
2016-17	72	41	1667	234	553	.423	133	165	.806	34	151	185	112	129	0	40	62	15	662	9.2

3-PT. FG: 61-173 (.353)

## HENDRICKSON, MARK

Washington State

#14

HT: 6-9

WT: 220

Birthdate: June 23, 1974

Drafted: 1996, 2nd round (31st overall) by 76ers

	G	GS	MIN	FG	FGA	PCT	FT	FTA	PCT	OFF	DEF	TOT	A	PF	D	ST	TO	BS	PTS	AVG
1996-97	29	1	301	32	77	.416	18	26	.692	35	57	92	3	32	1	10	14	4	85	2.9

3-PT. FG: 1996-97, 3-12 (.250)

## HENNESSY, LARRY

Villanova

#12

HT: 6-3

WT: 185

Birthdate: May 20, 1929

Drafted: Undrafted

	G	GS	MIN	FG	FGA	PCT	FT	FTA	PCT	OFF	DEF	TOT	A	PF	D	ST	TO	BS	PTS	AVG
1956-57	21	—	373	56	175	.320	23	32	.719	—	—	45	27	28	0	—	—	—	135	6.4

## HENRY, AL

Wisconsin

#26

HT: 6-9

WT: 190

Birthdate: Feb. 9, 1949

Drafted: 1970, 1st round (12th overall) by 76ers

	G	GS	MIN	FG	FGA	PCT	FT	FTA	PCT	OFF	DEF	TOT	A	PF	D	ST	TO	BS	PTS	AVG
1970-71	6	—	26	1	6	.167	5	7	.714	—	—	11	0	1	0	—	—	—	7	1.2
1971-72	43	1	421	68	156	.436	51	73	.699	—	—	137	8	42	0	—	—	—	187	4.3
<b>TOTALS</b>	<b>49</b>	<b>1</b>	<b>447</b>	<b>69</b>	<b>162</b>	<b>.426</b>	<b>56</b>	<b>80</b>	<b>.700</b>	<b>—</b>	<b>—</b>	<b>148</b>	<b>8</b>	<b>43</b>	<b>0</b>	<b>—</b>	<b>—</b>	<b>—</b>	<b>194</b>	<b>4.0</b>

## HETZEL, FRED

Davidson

#20

HT: 6-8

WT: 230

Birthdate: July 21, 1942

Drafted: 1965, 1st round (1st overall) by San Francisco

	G	GS	MIN	FG	FGA	PCT	FT	FTA	PCT	OFF	DEF	TOT	A	PF	D	ST	TO	BS	PTS	AVG
1969-70	63	—	757	156	323	.483	71	85	.835	—	—	207	44	110	3	—	—	—	383	6.1

### PLAYOFFS

	G	GS	MIN	FG	FGA	PCT	FT	FTA	PCT	OFF	DEF	TOT	A	PF	D	ST	TO	BS	PTS	AVG
1969-70	5	—	75	13	25	.520	9	11	.818	—	—	18	3	10	0	—	—	—	95	7.0

## HEYMAN, ART

Duke

#35

HT: 6-5

WT: 205

Birthdate: June 24, 1941

Drafted: 1963, 1st round (1st overall) by New York

	G	GS	MIN	FG	FGA	PCT	FT	FTA	PCT	OFF	DEF	TOT	A	PF	D	ST	TO	BS	PTS	AVG
1965-66	6	—	20	3	9	.333	4	5	.800	—	—	4	4	4	0	—	—	—	10	1.7

## HIGGINS, SEAN

Michigan

#9

HT: 6-9

WT: 215

Birthdate: Dec. 30, 1968

Drafted: 1990, 2nd round (54th overall) by San Antonio

	G	GS	MIN	FG	FGA	PCT	FT	FTA	PCT	OFF	DEF	TOT	A	PF	D	ST	TO	BS	PTS	AVG
1995-96	44	4	916	134	323	.415	35	37	.946	20	72	92	55	90	1	24	49	11	351	8.0

3-PT. FG: 1995-96, 48-129 (.372)



# ALL-TIME ROSTER

## HIGHSMITH, HAYWOOD

Wheeling Jesuit University

#7

HT: 6-7

WT: 220

Birthdate: Dec. 9, 1996

Drafted: Undrafted

	G	GS	MIN	FG	FGA	PCT	FT	FTA	PCT	OFF	DEF	TOT	A	PF	D	ST	TO	BS	PTS	AVG
2018-19	5	0	40	4	10	.400	0	2	.000	0	5	5	2	1	0	1	1	0	9	1.8
<b>TOTALS</b>	<b>5</b>	<b>0</b>	<b>40</b>	<b>4</b>	<b>10</b>	<b>.400</b>	<b>0</b>	<b>2</b>	<b>.000</b>	<b>0</b>	<b>5</b>	<b>5</b>	<b>2</b>	<b>1</b>	<b>0</b>	<b>1</b>	<b>1</b>	<b>0</b>	<b>9</b>	<b>1.8</b>

3-PT. FG: 2018-19, 1-5 (.200)

## HILL, TYRONE

Xavier

#40

HT: 6-9

WT: 250

Birthdate: Mar. 19, 1968

Drafted: 1990, 1st round (11th overall) by Golden State

	G	GS	MIN	FG	FGA	PCT	FT	FTA	PCT	OFF	DEF	TOT	A	PF	D	ST	TO	BS	PTS	AVG
1998-99	21	6	587	72	150	.480	35	69	.507	64	89	153	18	77	2	16	35	8	179	8.5
1999-00	68	65	2155	318	656	.485	179	259	.691	220	405	625	52	243	3	64	124	27	815	12.0
2000-01	76	75	2363	278	587	.474	172	273	.630	239	448	687	48	242	2	37	127	27	728	9.6
2002-03	24	18	496	44	109	.404	21	35	.600	56	68	124	9	68	0	15	16	7	109	4.5
<b>TOTALS</b>	<b>189</b>	<b>164</b>	<b>5601</b>	<b>712</b>	<b>1502</b>	<b>.474</b>	<b>407</b>	<b>636</b>	<b>.640</b>	<b>579</b>	<b>1010</b>	<b>1589</b>	<b>127</b>	<b>630</b>	<b>7</b>	<b>132</b>	<b>302</b>	<b>69</b>	<b>1831</b>	<b>9.7</b>

3-PT. FG: 1998-99, 0-0 (.000); 1999-00, 0-1 (.000); 2000-01, 0-1 (.000); 2002-03, 0-0 (.000); TOTALS, 0-2 (.000)

## PLAYOFFS

	G	GS	MIN	FG	FGA	PCT	FT	FTA	PCT	OFF	DEF	TOT	A	PF	D	ST	TO	BS	PTS	AVG
1998-99	8	1	196	19	39	.487	7	19	.368	19	40	59	0	33	1	3	6	2	45	5.6
1999-00	10	10	352	46	100	.460	31	44	.705	36	61	97	9	38	0	9	12	1	123	12.3
2000-01	23	23	742	65	159	.409	36	53	.679	54	114	168	10	80	0	13	26	12	166	7.2
2002-03	10	0	141	12	19	.632	4	4	1.000	12	16	28	2	29	0	1	6	1	28	2.8
<b>TOTALS</b>	<b>51</b>	<b>34</b>	<b>1431</b>	<b>142</b>	<b>317</b>	<b>.448</b>	<b>78</b>	<b>120</b>	<b>.650</b>	<b>121</b>	<b>231</b>	<b>352</b>	<b>21</b>	<b>180</b>	<b>1</b>	<b>26</b>	<b>50</b>	<b>16</b>	<b>362</b>	<b>7.1</b>

3-PT. FG: 1999-00, 0-1 (.000); 2000-01, 0-1 (.000); TOTALS, 0-2 (.000)

## HINSON, ROY

Rutgers

#23

HT: 6-9

WT: 215

Birthdate: May 2, 1961

Drafted: 1983, 1st round (20th overall) by Cleveland

	G	GS	MIN	FG	FGA	PCT	FT	FTA	PCT	OFF	DEF	TOT	A	PF	D	ST	TO	BS	PTS	AVG
1986-87	76	58	2489	393	823	.478	273	360	.758	150	338	488	60	281	4	45	148	161	1059	13.9
1987-88	29	10	845	123	272	.452	89	124	.718	53	116	169	27	90	3	24	63	68	335	11.6
<b>TOTALS</b>	<b>105</b>	<b>68</b>	<b>3334</b>	<b>516</b>	<b>1095</b>	<b>.471</b>	<b>362</b>	<b>484</b>	<b>.748</b>	<b>203</b>	<b>454</b>	<b>657</b>	<b>87</b>	<b>371</b>	<b>7</b>	<b>69</b>	<b>211</b>	<b>229</b>	<b>1394</b>	<b>13.3</b>

3-PT. FG: 1986-87, 0-1 (.000); 1987-88, 0-1 (.000); TOTALS, 0-2 (.000)

## PLAYOFFS

	G	GS	MIN	FG	FGA	PCT	FT	FTA	PCT	OFF	DEF	TOT	A	PF	D	ST	TO	BS	PTS	AVG
1986-87	5	0	159	31	52	.596	24	38	.632	6	17	23	3	18	0	4	2	10	86	17.2

## HOLIDAY, JRUE

UCLA

#11

HT: 6-4

WT: 205

Birthdate: June 12, 1990

Drafted: 2009, 1st round (17th overall) by Philadelphia

	G	GS	MIN	FG	FGA	PCT	FT	FTA	PCT	OFF	DEF	TOT	A	PF	D	ST	TO	BS	PTS	AVG
2009-10	73	51	1767	230	520	.442	65	86	.756	56	135	191	280	153	0	79	156	18	587	8.0
2010-11	82	82	2901	446	999	.446	172	209	.823	68	264	332	531	203	3	120	218	29	1145	14.0
2011-12	65	65	2196	360	834	.432	94	120	.783	57	155	212	290	137	2	103	135	18	879	13.5
2012-13	78	78	2926	555	1288	.431	182	242	.752	89	240	329	625	170	2	123	292	32	1383	17.7
<b>TOTALS</b>	<b>298</b>	<b>276</b>	<b>9789</b>	<b>1591</b>	<b>3641</b>	<b>.437</b>	<b>513</b>	<b>657</b>	<b>.781</b>	<b>270</b>	<b>794</b>	<b>1064</b>	<b>1726</b>	<b>663</b>	<b>7</b>	<b>425</b>	<b>801</b>	<b>97</b>	<b>3994</b>	<b>13.4</b>

3-PT. FG: 2009-10, 62-159 (.390); 2010-11, 81-222 (.365); 2011-12, 65-171 (.380); 2012-13, 91-247 (.368); TOTALS, 299-799 (.374)

## PLAYOFFS

	G	GS	MIN	FG	FGA	PCT	FT	FTA	PCT	OFF	DEF	TOT	A	PF	D	ST	TO	BS	PTS	AVG
2010-11	5	5	188	24	58	.414	112	15	.800	3	16	19	28	10	0	10	11	2	71	14.2
2011-12	13	13	494	74	179	.413	38	44	.864	17	44	61	67	24	0	20	26	8	206	15.8
<b>TOTALS</b>	<b>18</b>	<b>18</b>	<b>682</b>	<b>98</b>	<b>237</b>	<b>.414</b>	<b>50</b>	<b>59</b>	<b>.847</b>	<b>20</b>	<b>60</b>	<b>80</b>	<b>95</b>	<b>34</b>	<b>0</b>	<b>30</b>	<b>37</b>	<b>10</b>	<b>277</b>	<b>15.4</b>

3-PT. FG: 2010-11, 11-21 (.524); 2011-12, 20-49 (.408); 31-70 (.443)

## HOLIDAY, JUSTIN

Washington

#14

HT: 6-6

WT: 185

Birthdate: April 5, 1989

Drafted: Undrafted

	G	GS	MIN	FG	FGA	PCT	FT	FTA	PCT	OFF	DEF	TOT	A	PF	D	ST	TO	BS	PTS	AVG
1965-66	9	0	142	16	48	.333	6	8	.750	0	14	14	15	7	0	3	9	6	42	4.7

3-PT. FG: 2012-13, 4-16 (.250)

## HOLLINS, LIONEL

Arizona State

#9

HT: 6-3

WT: 185

Birthdate: Oct 19, 1953

Drafted: 1975, 1st round (6th overall) by Portland

	G	GS	MIN	FG	FGA	PCT	FT	FTA	PCT	OFF	DEF	TOT	A	PF	D	ST	TO	BS	PTS	AVG
1979-80	27	26	796	130	313	.415	67	87	.770	24	45	69	112	68	0	46	68	9	329	12.2
1980-81	82	73	2154	327	696	.470	125	171	.731	47	144	191	352	205	2	104	207	18	781	9.5
1981-82	81	81	2257	380	797	.477	132	188	.702	35	152	187	316	198	1	103	146	20	894	11.0
<b>TOTALS</b>	<b>190</b>	<b>120</b>	<b>5207</b>	<b>837</b>	<b>1806</b>	<b>.463</b>	<b>324</b>	<b>446</b>	<b>.726</b>	<b>106</b>	<b>341</b>	<b>447</b>	<b>780</b>	<b>471</b>	<b>3</b>	<b>253</b>	<b>421</b>	<b>47</b>	<b>2004</b>	<b>10.5</b>

3-PT. FG: 1979-80, 2-10 (.200); 1980-81, 2-15 (.133); 1981-82, 2-16 (.125); TOTALS, 6-41 (.146)

## PLAYOFFS

	G	GS	MIN	FG	FGA	PCT	FT	FTA	PCT	OFF	DEF	TOT	A	PF	D	ST	TO	BS	PTS	AVG
1979-80	7	—	618	97	233	.416	54	68	.794	17	54	71	113	49	0	27	46	3	248	13.8

Philadelphia

SIXERS.COM | 395





# ALL-TIME ROSTER

1980-81	16	16	490	67	152	.441	29	37	.784	8	26	34	65	42	0	17	19	1	163	10.2
1981-82	8	2	114	15	49	.306	4	6	.667	1	8	9	25	11	0	9	13	1	34	4.3
TOTALS	42	18	1222	179	434	.412	87	111	.784	26	88	114	203	102	0	53	78	5	445	10.6

3-PT. FG: 1979-80, 0-10 (.000); 1980-81, 0-1 (.000); 1981-82, 0-1 (.000); TOTALS, 0-12 (.000)

HOLMES, RICHAUN			Bowling Green			#22			HT: 6-10			WT: 245								
			Birthdate: Oct. 15, 1993			Drafted: 2015, 2nd round (37th overall) by 76ers														
	G	GS	MIN	FG	FGA	PCT	FT	FTA	PCT	OFF	DEF	TOT	A	PF	D	ST	TO	BS	PTS	AVG
2015-16	51	1	702	114	222	.514	51	74	.689	62	73	135	33	92	0	19	32	40	287	5.6
2016-17	57	17	1193	230	412	.558	72	103	.699	94	217	311	58	136	1	42	55	55	559	9.8
2017-18	48	2	746	135	241	.56	37	56	.661	57	154	211	61	97	3	20	25	29	311	6.5
TOTALS	156	20	2641	479	875	.547	160	233	.687	213	444	657	152	325	4	81	112	124	1157	7.4
3-PT. FG: 2015-16, 8-44 (.182); 2016-17, 27-77 (.351); 2017-18, 4-31 (.129); TOTALS, 39-152 (.257)																				

3-PT. FG: 2015-16, 8-44 (.182); 2016-17, 27-77 (.351); 2017-18, 4-31 (.129); TOTALS, 39-152 (.257)

## PLAYOFFS

	G	GS	MIN	FG	FGA	PCT	FT	FTA	PCT	OFF	DEF	TOT	A	PF	D	ST	TO	BS	PTS	AVG
2017-18	3	0	11	0	10	.000	0	0	.000	0	1	1	1	3	0	0	0	0	0	0.0

3-PT. FG: 2017-18, 0-0 (.000)

HOLUP, JOE			George Washington								HT: 6-6				WT: 215					
			Birthdate: Feb. 26, 1934								Drafted: 1956, by Syracuse									
	G	GS	MIN	FG	FGA	PCT	FT	FTA	PCT	OFF	DEF	TOT	A	PF	D	ST	TO	BS	PTS	AVG
1956-57	71	—	1284	160	487	.329	204	253	.806	—	—	279	84	177	5	—	—	—	524	7.4
1957-58*	53	—	740	91	278	.327	71	94	.755	—	—	221	36	99	2	—	—	—	253	4.8
TOTALS	124	—	2024	251	765	.328	275	347	.793	—	—	500	120	276	7	—	—	—	777	6.3

## PLAYOFFS

	G	GS	MIN	FG	FGA	PCT	FT	FTA	PCT	OFF	DEF	TOT	A	PF	D	ST	TO	BS	PTS	AVG
1956-57	5	—	88	6	28	.214	8	12	.667	—	—	20	1	3	0	—	—	—	20	4.0

HONEYCUTT, JERALD				Tulane			#25			HT: 6-9			WT: 254							
				Birthdate: Oct. 20, 1974			Drafted: 1997, 2nd round (39th overall) by Milwaukee													
	G	GS	MIN	FG	FGA	PCT	FT	FTA	PCT	OFF	DEF	TOT	A	PF	D	ST	TO	BS	PTS	AVG
1998-99	13	0	90	7	27	.259	6	8	.750	3	8	11	3	10	0	4	8	2	25	1.9
3-PT. FG: 1998-99, 5-14 ( .357 )																				

3-PT. FG: 1998-99, 5-14 (.357)

## PLAYOFFS

	G	GS	MIN	FG	FGA	PCT	FT	FTA	PCT	OFF	DEF	TOT	A	PF	D	ST	TO	BS	PTS	AVG
1998-99	6	0	12	1	5	.200	0	0	---	1	0	1	0	3	0	0	1	0	2	0.3

3-PT. FG: 1998-99, 0-3 (.000)

HOPKINS, BOB			Grambling State							HT: 6-8					WT: 205					
			Birthdate: Nov. 3, 1934							Drafted: 1956, by Syracuse										
	G	GS	MIN	FG	FGA	PCT	FT	FTA	PCT	OFF	DEF	TOT	A	PF	D	ST	TO	BS	PTS	AVG
1956-57	62	—	764	130	343	.379	94	126	.746	—	—	233	22	106	0	—	—	—	354	5.7
1957-58	69	—	1224	221	554	.399	123	161	.764	—	—	392	45	162	5	—	—	—	565	8.2
1958-59	67	—	1518	246	611	.403	176	234	.752	—	—	436	67	181	5	—	—	—	668	10.0
1959-60	75	—	1616	257	660	.389	136	174	.782	—	—	465	55	193	4	—	—	—	650	8.7
TOTALS	273	—	5122	854	2168	.394	529	695	.761	—	—	1526	189	642	14	—	—	—	2237	8.2

## PLAYOFFS

	G	GS	MIN	FG	FGA	PCT	FT	FTA	PCT	OFF	DEF	TOT	A	PF	D	ST	TO	BS	PTS	AVG
1956-57	5	—	73	9	25	.360	10	15	.667	—	—	19	2	14	1	—	—	—	28	5.6
1957-58	3	—	39	4	16	.250	4	6	.667	—	—	14	0	7	0	—	—	—	12	4.0
1958-59	9	—	203	23	68	.338	28	34	.824	—	—	60	9	33	1	—	—	—	74	8.2
1959-60	1	—	19	2	8	.250	3	3	1.000	—	—	6	0	3	0	—	—	—	7	7.0
TOTALS	18	—	334	38	117	.325	45	58	.776	—	—	99	11	57	2	—	—	—	121	6.7

HOPPEN, DAVE				Nebraska				#40				HT: 6-11				WT: 235				
				Birthdate: Mar. 13, 1964				Drafted: 1987, 3rd round (65th overall) by Atlanta												
	G	GS	MIN	FG	FGA	PCT	FT	FTA	PCT	OFF	DEF	TOT	A	PF	D	ST	TO	BS	PTS	AVG
1990-91	11	0	43	6	12	.500	8	12	.667	4	5	9	0	11	0	1	1	0	20	1.8
1991-92	11	0	40	2	7	.286	5	10	.500	1	9	10	2	6	0	0	3	0	9	0.8
TOTALS	22	0	83	8	19	.421	13	22	.591	5	14	19	2	17	0	1	4	0	29	1.3
3-PT. FG: 1990-91, 0-1 (.000); TOTALS, 0-1 (.000)																				

3-PT. FG: 1990-91, 0-1 (.000); TOTALS, 0-1 (.000)

## PLAYOFFS

	G	GS	MIN	FG	FGA	PCT	FT	FTA	PCT	OFF	DEF	TOT	A	PF	D	ST	TO	BS	PTS	AVG
1990-91	3	0	9	3	3	1.000	0	2	.000	0	3	3	0	1	0	0	0	0	6	2.0

3-PT. FG: 1987-88, 2-7 (.286)



# ALL-TIME ROSTER

## HORFORD, AL

Florida

#42

HT: 6-59

WT: 240

Birthdate: June 3, 1986

Drafted: 2007, 1st round (3rd overall) by Atlanta

	G	GS	MIN	FG	FGA	PCT	FT	FTA	PCT	OFF	DEF	TOT	A	PF	D	ST	TO	BS	PTS	AVG
2019-20	67	61	2025	319	709	.450	61	80	.763	103	353	456	270	142	1	52	80	61	798	11.9
3-PT FG: 2019-20, 99-283 (.350);																				

### PLAYOFFS

	G	GS	MIN	FG	FGA	PCT	FT	FTA	PCT	OFF	DEF	TOT	A	PF	D	ST	TO	BS	PTS	AVG
2019-20	4	3	129	12	25	.480	4	7	.571	9	20	29	9	14	0	1	3	5	28	7.0
3-PT FG: 2019-20, 0-4 (.000)																				

## HORNACEK, JEFF

Iowa State

#14

HT: 6-4

WT: 190

Birthdate: May 3, 1963

Drafted: 1986, 2nd round (46th overall) by Phoenix

	G	GS	MIN	FG	FGA	PCT	FT	FTA	PCT	OFF	DEF	TOT	A	PF	D	ST	TO	BS	PTS	AVG
1992-93	79	78	2860	582	1239	.470	250	289	.865	84	258	342	548	203	2	131	222	21	1511	19.1
1993-94	53	53	1994	325	715	.455	178	204	.873	41	171	212	315	115	0	95	138	10	880	16.6
TOTALS	132	131	4854	907	1954	.464	428	493	.868	125	429	554	863	318	2	226	360	31	2391	18.1
3-PT. FG: 1992-93, 97-249 (.390); 1993-94, 52-166 (.313); TOTALS, 149-415 (.359)																				

## HOWELL, BAILEY

Mississippi State

#16

HT: 6-7

WT: 220

Birthdate: Jan. 20, 1937

Drafted: 1959, 1st round (2nd overall) by Detroit

	G	GS	MIN	FG	FGA	PCT	FT	FTA	PCT	OFF	DEF	TOT	A	PF	D	ST	TO	BS	PTS	AVG
1970-71	82	—	1589	324	686	.472	230	315	.730	—	—	441	115	234	2	—	—	—	878	10.7

### PLAYOFFS

	G	GS	MIN	FG	FGA	PCT	FT	FTA	PCT	OFF	DEF	TOT	A	PF	D	ST	TO	BS	PTS	AVG
1970-71	7	—	122	19	45	.422	9	13	.769	—	—	12	11	22	0	—	—	—	48	6.

## HUGHES, LARRY

St. Louis

#21

HT: 6-5

WT: 185

Birthdate: Jan. 23, 1979

Drafted: 1998, 1st round (8th overall) by 76ers

	G	GS	MIN	FG	FGA	PCT	FT	FTA	PCT	OFF	DEF	TOT	A	PF	D	ST	TO	BS	PTS	AVG
1998-99	50	1	988	170	414	.411	107	151	.709	83	106	189	77	97	0	44	68	14	455	9.1
1999-00	50	5	1018	192	461	.416	106	142	.746	52	107	159	75	94	0	54	95	12	501	10.0
TOTALS	100	6	2006	362	875	.414	213	293	.727	135	213	348	152	191	0	98	163	26	956	9.6
3-PT. FG: 1998-99, 8-52 (.019); 1999-00, 11-51 (.216); TOTALS, 19-103 (.184)																				

### PLAYOFFS

	G	GS	MIN	FG	FGA	PCT	FT	FTA	PCT	OFF	DEF	TOT	A	PF	D	ST	TO	BS	PTS	AVG
1998-99	8	0	198	31	77	.403	20	24	.833	17	20	37	16	21	0	15	12	9	82	10.3
3-PT. FG: 1998-99, 0-7 (.000)																				

## HUNTER, STEVEN

DePaul

#45

HT: 7-0

WT: 240

Birthdate: Oct. 31, 1981

Drafted: 2001, 1st round (15th overall) by Orlando

	G	GS	MIN	FG	FGA	PCT	FT	FTA	PCT	OFF	DEF	TOT	A	PF	D	ST	TO	BS	PTS	AVG
2005-06	69	35	1312	175	291	.601	71	138	.514	110	161	271	17	120	0	12	64	76	421	6.1
2006-07	70	41	1605	188	326	.577	74	151	.490	114	221	335	26	137	1	13	65	76	450	6.4
TOTALS	139	76	2917	363	617	.588	145	289	.502	224	382	606	43	257	1	25	129	152	871	6.3

## IAVARONI, MARC

Virginia

#8

HT: 6-10

WT: 225

Birthdate: Sept. 15, 1956

Drafted: 1978, 3rd round (55th overall) by New York

	G	GS	MIN	FG	FGA	PCT	FT	FTA	PCT	OFF	DEF	TOT	A	PF	D	ST	TO	BS	PTS	AVG
1982-83	80	77	1612	163	353	.462	78	113	.690	117	212	329	83	238	0	32	133	44	404	5.1
1983-84	78	71	1532	149	322	.463	97	131	.740	91	219	310	95	222	1	36	124	55	395	5.1
1984-85	12	10	156	12	31	.387	6	61	.000	11	18	29	6	24	0	4	16	3	30	2.5
TOTALS	170	158	3300	324	706	.459	181	250	.724	219	449	668	184	484	1	72	273	102	829	4.9
3-PT. FG: 1982-83, 0-2 (.000); 1983-84, 0-2 (.000); TOTALS, 0-4 (.000)																				

### PLAYOFFS

	G	GS	MIN	FG	FGA	PCT	FT	FTA	PCT	OFF	DEF	TOT	A	PF	D	ST	TO	BS	PTS	AVG
1982-83	13	—	283	29	52	.558	9	18	.500	22	35	57	19	42	1	8	13	7	67	5.2
1983-84	4	—	4	7	15	.467	7	8	.875	3	5	8	3	18	1	1	5	1	22	4.5
TOTALS	17	—	287	36	67	.537	16	26	.615	25	40	65	22	60	2	9	18	8	89	5.2
3-PT. FG: 1983-84, 1-2 (.500)																				

## IGUODALA, ANDRE

Arizona

#4, 9

HT: 6-6

WT: 207

Birthdate: Jan. 28, 1984

Drafted: 2004, 1st round (9th overall) by 76ers

	G	GS	MIN	FG	FGA	PCT	FT	FTA	PCT	OFF	DEF	TOT	A	PF	D	ST	TO	BS	PTS	AVG
2004-05	82	82	2686	269	546	.493	156	210	.743	89	375	464	246	204	2	138	139	48	741	9.0
2005-06	82	82	3086	344	688	.500	263	349	.754	117	364	481	255	198	4	135	153	21	1007	12.3
2006-07	76	76	3062	443	991	.447	452	551	.820	77	357	434	432	200	0	152	261	33	1386	18.2
2007-08	82	82	3242	582	1277	.456	365	506	.721	85	361	446	391	187	1	171	214	49	1630	19.9
2008-09	82	82	3269	542	1147	.473	377	521	.724	92	379	471	434	152	1	131	222	36	1541	18.8





# ALL-TIME ROSTER

2009-10	62	82	3193	496	1120	.443	315	430	.733	82	447	529	472	145	0	141	218	55	1401	171
2010-11	67	67	2469	338	759	.445	208	300	.693	61	326	387	422	109	0	101	138	38	945	141
2011-12	62	62	2209	287	632	.454	121	196	.617	56	325	381	339	92	0	107	115	30	771	12.4
<b>TOTALS</b>	<b>615</b>	<b>615</b>	<b>23216</b>	<b>3301</b>	<b>7160</b>	<b>.461</b>	<b>2257</b>	<b>3063</b>	<b>.737</b>	<b>659</b>	<b>2934</b>	<b>3593</b>	<b>2991</b>	<b>1287</b>	<b>8</b>	<b>1076</b>	<b>1460</b>	<b>310</b>	<b>9422</b>	

15.33-PT FG: 2004-05, 47-142 (.331); 2005-06, 56-158 (.354); 2006-07, 48-155 (.310); 2007-08, 101-307 (.329); 2008-09, 80-261 (.307), 2009-10, 94-303 (.310); 2010-11, 61-181 (.337); 2011-12, 76-193 (.394); TOTALS, 563-1700 (.331)

## PLAYOFFS

	G	GS	MIN	FG	FGA	PCT	FT	FTA	PCT	OFF	DEF	TOT	A	PF	D	ST	TO	BS	PTS	AVG
2004-05	5	5	192	20	43	.465	6	12	.500	8	15	23	15	12	0	14	5	5	49	9.8
2007-08	6	6	234	23	69	.333	31	43	.721	6	23	29	30	11	0	13	26	1	79	13.2
2008-09	6	6	269	44	98	.449	30	46	.652	6	32	38	40	9	0	11	24	0	129	21.5
2010-11	5	5	182	22	52	.423	10	14	.714	7	28	35	34	16	0	5	14	2	57	11.4
2011-12	13	13	505	58	151	.384	33	56	.589	17	57	74	48	32	0	19	19	5	168	12.9
<b>TOTALS</b>	<b>35</b>	<b>35</b>	<b>1382</b>	<b>167</b>	<b>413</b>	<b>.404</b>	<b>110</b>	<b>171</b>	<b>.643</b>	<b>44</b>	<b>155</b>	<b>199</b>	<b>167</b>	<b>80</b>	<b>0</b>	<b>62</b>	<b>88</b>	<b>13</b>	<b>482</b>	<b>13.8</b>

3-PT FG: 2004-05, 3-9 (.333); 2007-08, 2-14 (.143); 2008-09, 11-28 (.393); 2010-11, 3-14 (.214); 2011-12, 19-49 (.388); TOTALS, 38-11 (.333)

## ILYASOVA, ERSAN

Turkey

#7, #23

HT: 6-10

WT: 235

Birthdate: May 15, 1987

Drafted: 2005, 2nd round (36th overall) by Milwaukee

	G	GS	MIN	FG	FGA	PCT	FT	FTA	PCT	OFF	DEF	TOT	A	PF	D	ST	TO	BS	PTS	AVG
2016-17	53	40	1447	285	648	.440	109	142	.768	71	243	314	97	133	2	33	78	14	786	14.8
2017-18	23	3	554	93	212	.439	33	45	.733	44	110	154	39	65	1	17	29	9	249	10.8
<b>TOTALS</b>	<b>76</b>	<b>43</b>	<b>2001</b>	<b>378</b>	<b>860</b>	<b>.44</b>	<b>142</b>	<b>187</b>	<b>.759</b>	<b>115</b>	<b>353</b>	<b>468</b>	<b>136</b>	<b>198</b>	<b>3</b>	<b>50</b>	<b>107</b>	<b>23</b>	<b>1035</b>	<b>13.6</b>

3-PT FG: 2016-17, 107-298 (.359); 2017-18, 30-83 (.361)

## PLAYOFFS

	G	GS	MIN	FG	FGA	PCT	FT	FTA	PCT	OFF	DEF	TOT	A	PF	D	ST	TO	BS	PTS	AVG
2017-18	10	1	233	36	84	.429	12	21	0.571	26	50	76	13	25	0	7	10	4	93	9.3

3-PT FG: 2016-17, 107-298 (.359); 2017-18, 30-83 (.361); TOTALS, 137-381 (.360)

## IMHOFF, DARRALL

California

#18

HT: 6-10

WT: 220

Birthdate: Oct. 11, 1938

Drafted: 1960, 1st round (3rd overall) by New York

	G	GS	MIN	FG	FGA	PCT	FT	FTA	PCT	OFF	DEF	TOT	A	PF	D	ST	TO	BS	PTS	AVG
1968-69	82	—	2360	279	593	.470	194	325	.597	—	—	792	218	310	12	—	—	—	752	9.2
1969-70	79	—	2474	430	796	.540	215	331	.650	—	—	754	211	294	7	—	—	—	1075	13.6
<b>TOTALS</b>	<b>161</b>	<b>—</b>	<b>4834</b>	<b>709</b>	<b>1389</b>	<b>.510</b>	<b>409</b>	<b>656</b>	<b>.623</b>	<b>—</b>	<b>—</b>	<b>1546</b>	<b>429</b>	<b>604</b>	<b>19</b>	<b>—</b>	<b>—</b>	<b>—</b>	<b>1827</b>	<b>11.3</b>

## PLAYOFFS

	G	GS	MIN	FG	FGA	PCT	FT	FTA	PCT	OFF	DEF	TOT	A	PF	D	ST	TO	BS	PTS	AVG
1968-69	5	—	191	33	66	.500	25	38	.658	—	—	82	12	24	1	—	—	—	91	18.2
1969-70	5	—	138	22	48	.458	1	7	.143	—	—	35	11	23	0	—	—	—	45	9.0
<b>TOTALS</b>	<b>10</b>	<b>—</b>	<b>329</b>	<b>55</b>	<b>114</b>	<b>.482</b>	<b>26</b>	<b>45</b>	<b>.578</b>	<b>—</b>	<b>—</b>	<b>117</b>	<b>23</b>	<b>47</b>	<b>1</b>	<b>—</b>	<b>—</b>	<b>—</b>	<b>136</b>	<b>13.6</b>

## IVERSON, ALLEN

Georgetown

#3

HT: 6-0

WT: 165

Birthdate: June 7, 1975

Drafted: 1996, 1st round (1st overall) by 76ers

	G	GS	MIN	FG	FGA	PCT	FT	FTA	PCT	OFF	DEF	TOT	A	PF	D	S	TO	B	PTS	AVG
1996-97	76	74	3045	625	1504	.416	382	544	.702	115	197	312	567	233	5	157	337	24	1787	23.5
1997-98	80	80	3150	649	1407	.461	390	535	.729	86	210	296	494	200	2	176	244	25	1758	22.0
1998-99	48	48	1990	435	1056	.412	356	474	.751	66	170	236	223	98	0	110	167	7	1284	26.8
1999-00	70	70	2853	729	1733	.421	442	620	.713	71	196	267	328	162	1	144	230	5	1989	28.4
2000-01	71	71	2979	762	1813	.420	585	719	.814	50	223	273	325	147	0	178	237	20	2207	31.1
2001-02	60	59	2622	665	1669	.398	475	585	.812	44	225	269	331	102	0	168	237	13	1883	31.4
2002-03	82	82	3485	804	1940	.414	570	736	.774	68	276	344	454	149	2	225	286	13	2262	27.6
2003-04	48	47	2040	435	1125	.387	339	455	.745	34	144	178	324	87	0	115	209	5	1266	26.4
2004-05	75	75	3174	771	1818	.424	656	786	.835	51	248	299	596	140	1	180	344	9	2302	30.7
2005-06	72	72	3103	815	1822	.447	675	829	.814	44	188	232	532	121	0	140	248	10	2377	33.0
2006-07	15	15	640	151	366	.413	154	174	.885	7	34	41	109	21	0	33	66	1	468	31.2
2009-10	25	24	798	121	290	.417	98	119	.824	15	60	75	102	42	0	18	57	2	348	13.1
<b>TOTALS</b>	<b>722</b>	<b>717</b>	<b>29879</b>	<b>6962</b>	<b>16543</b>	<b>.421</b>	<b>5122</b>	<b>6576</b>	<b>.779</b>	<b>651</b>	<b>2171</b>	<b>2822</b>	<b>4385</b>	<b>1458</b>	<b>11</b>	<b>1644</b>	<b>2662</b>	<b>134</b>	<b>19931</b>	<b>27.6</b>

3-PT FG: 1996-97, 155-455 (.341); 1997-98, 70-235 (.298); 1998-99, 58-199 (.291); 1999-2000, 89-261 (.341); 2000-01, 98-306 (.320); 2001-02, 78-268 (.291); 2002-03, 84-303 (.277); 2003-04, 57-199 (.286); 2004-05, 104-338 (.308); 2005-06, 72-223 (.323); 2006-07, 12-53 (.226); 2009-10, 8-24 (.333); TOTALS, 885-2864 (.309)

## PLAYOFFS

	G	GS	MIN	FG	FGA	PCT	FT	FTA	PCT	OFF	DEF	TOT	A	PF	D	S	TO	B	PTS	AVG
1998-99	8	8	358	88	214	.411	37	52	.712	14	19	33	39	19	0	20	24	2	228	28.5
1999-00	10	10	444	91	237	.384	68	92	.739	14	26	40	45	24	0	12	32	1	262	26.2
2000-01	22	22	1016	27	661	.389	161	208	.774	15	89	104	134	55	0	52	63	7	723	32.9
2001-02	5	5	209	45	118	.381	51	63	.610	1	17	18	21	8	0	13	12	0	150	30.0
2002-03	12	12	557	137	329	.416	87	118	.737	11	41	52	89	25	0	29	47	1	380	31.7
2004-05	5	5	238	59	126	.468	26	29	.897	0	11	11	50	12	0	10	21	2	156	31.2
<b>TOTALS</b>	<b>62</b>	<b>62</b>	<b>2822</b>	<b>677</b>	<b>1685</b>	<b>.402</b>	<b>430</b>	<b>562</b>	<b>.765</b>	<b>55</b>	<b>203</b>	<b>258</b>	<b>378</b>	<b>143</b>	<b>0</b>	<b>136</b>	<b>199</b>	<b>13</b>	<b>1899</b>	<b>30.6</b>

3-PT FG: 1998-99, 15-53 (.283); 1999-00, 12-39 (.308); 2000-01, 48-142 (.338); 2001-02, 9-27 (.333); 2002-03, 19-55 (.345); 2004-05, 12-29 (.414); TOTALS, 115-345 (.333)



# ALL-TIME ROSTER

## ALL-STAR GAME

	G	GS	MIN	FG	FGA	PCT	FT	FTA	PCT	OFF	DEF	TOT	A	PF	D	S	TO	B	PTS	AVG
2000	1	1	28	10	18	.556	4	5	.800	2	0	2	9	0	0	2	5	0	26	—
2001	1	1	27	9	21	.429	6	6	1.000	0	2	2	5	0	0	4	4	0	25	—
2002	1	1	25	2	9	.222	1	2	.500	1	3	4	3	0	0	0	2	0	5	—
2003	1	1	41	13	23	.565	8	9	.889	3	2	5	7	2	0	5	6	0	35	—
2004	1	1	23	1	6	.167	1	4	.250	0	1	1	11	3	0	0	4	0	3	—
2005	1	1	32	4	13	.308	7	7	1.000	0	4	4	9	0	0	5	7	0	15	—
2006	1	1	26	5	14	.357	2	4	.500	0	2	2	2	0	0	0	3	0	12	—
TOTALS	7	7	202	44	104	.423	29	37	.784	6	14	20	46	5	0	16	31	0	121	17.3

3-PT FG: 2000, 2-2 (1.000); 2001, 1-1 (1.000); 2003, 1-3 (.333); 2005, 0-0 (---); 2006, 0-0 (---); TOTALS, 4-6 (.667)

## IVEY, ROYAL

Texas

#12, 7

HT: 6-4

WT: 215

Birthdate: Dec. 20, 1981

Drafted: 2004, 2nd round (37th overall) by Atlanta

	G	GS	MIN	FG	FGA	PCT	FT	FTA	PCT	OFF	DEF	TOT	A	PF	D	ST	TO	BS	PTS	AVG
2008-09	71	0	861	69	208	.332	34	43	.791	19	57	76	43	76	0	36	23	7	211	3.0
2009-10	26	0	236	26	55	.473	6	7	.857	5	21	26	17	25	0	10	5	2	70	2.7
2012-13	53	5	698	62	144	.431	9	16	.563	16	41	57	32	73	0	23	20	3	170	3.2
TOTALS	150	5	1795	157	407	.386	49	66	.742	40	119	159	92	174	0	69	48	12	451	3.0

3-PT FG: 2008-09, 39-114 (.342); 2009-10, 12-24 (.500); 2012-13, 37-88 (.420); TOTALS, 88-226 (.389)

## PLAYOFFS

	G	GS	MIN	FG	FGA	PCT	FT	FTA	PCT	OFF	DEF	TOT	A	PF	D	ST	TO	BS	PTS	AVG
2008-09	6	0	45	3	11	.273	3	4	.750	1	3	4	0	6	0	3	0	0	11	1.8

3-PT FG: 2008-09, 2-7 (.286)

## JACKSON, DEMETRIUS

Notre Dame

#11

HT: 6-1

WT: 200

Birthdate: Sept. 7, 1994

Drafted: 2016, 2nd round (45th overall) by Boston

	G	GS	MIN	FG	FGA	PCT	FT	FTA	PCT	OFF	DEF	TOT	A	PF	D	ST	TO	BS	PTS	AVG
2017-18	3	0	17	3	4	.750	1	2	.500	1	0	1	4	1	0	1	1	0	8	2.7
2018-19	6	0	39	8	15	.533	4	4	1.000	2	1	3	5	4	0	2	1	0	22	3.7
TOTALS	9	0	56	11	19	.579	5	6	.833	3	1	4	9	5	0	3	2	0	30	3.3

3-PT FG: 2017-18, 1-1 (1.000); 2018-19, 2-6 (.333); TOTALS, 3-7 (.429)

## JACKSON, JAREN

Georgetown

#30

HT: 6-6

WT: 190

Birthdate: Oct. 27, 1967

Drafted: Undrafted

	G	GS	MIN	FG	FGA	PCT	FT	FTA	PCT	OFF	DEF	TOT	A	PF	D	ST	TO	BS	PTS	AVG
1994-95	21	1	257	25	68	.368	16	24	.667	18	24	42	19	33	0	9	17	5	70	3.3

3-PT FG: 1994-95, 4-15 (.267)

## JACKSON, JIMMY

Ohio State

#2

HT: 6-6

WT: 220

Birthdate: Oct. 14, 1970

Drafted: 1993, 1st round (4th overall) by Dallas

	G	GS	MIN	FG	FGA	PCT	FT	FTA	PCT	OFF	DEF	TOT	A	PF	D	ST	TO	BS	PTS	AVG
1997-98	48	47	1788	246	535	.460	126	154	.818	69	158	227	223	112	0	41	145	6	657	13.7

3-PT FG: 1997-98, 39-112 (.348)

## JACKSON, LUKE

Pan American

#54

HT: 6-9

WT: 250

Birthdate: Oct. 31, 1941

Drafted: 1964, 1st round (4th overall) by 76ers

	G	GS	MIN	FG	FGA	PCT	FT	FTA	PCT	OFF	DEF	TOT	A	PF	D	ST	TO	BS	PTS	AVG
1964-65	76	—	2590	419	1013	.414	288	404	.713	—	—	980	93	251	4	—	—	—	1126	14.8
1965-66	79	—	1966	246	614	.401	158	214	.738	—	—	676	132	216	2	—	—	—	650	8.2
1966-67	81	—	2377	386	882	.438	198	261	.759	—	—	724	114	276	6	—	—	—	970	12.0
1967-68	82	—	2570	401	927	.433	166	231	.719	—	—	872	139	287	6	—	—	—	968	11.8
1968-69	25	—	840	145	332	.437	69	97	.711	—	—	286	54	102	3	—	—	—	359	14.4
1969-70	37	—	583	71	181	.392	60	81	.741	—	—	198	50	80	0	—	—	—	202	5.5
1970-71	79	40	1774	199	529	.376	131	189	.693	—	—	568	148	211	3	—	—	—	529	6.7
1971-72	63	22	1083	137	346	.396	92	133	.692	—	—	309	88	141	1	—	—	—	366	5.8
TOTALS	522	62	13783	2004	4824	.415	1162	1610	.720	—	—	4613	818	1564	25	—	—	—	5170	9.9

## PLAYOFFS

	G	GS	MIN	FG	FGA	PCT	FT	FTA	PCT	OFF	DEF	TOT	A	PF	D	ST	TO	BS	PTS	AVG
1964-65	11	—	321	44	130	.338	25	32	.781	—	—	79	24	31	0	—	—	—	113	10.3
1965-66	5	—	163	21	49	.429	18	22	.818	—	—	44	8	21	2	—	—	—	60	12.0
1966-67	15	—	543	64	161	.398	37	51	.725	—	—	176	30	47	1	—	—	—	165	11.0
1967-68	13	—	432	62	158	.392	24	35	.686	—	—	115	16	59	3	—	—	—	148	11.4
1969-70	5	—	73	9	19	.474	2	2	1.000	—	—	33	3	11	1	—	—	—	20	4.0
1970-71	7	—	160	16	38	.421	7	10	.700	—	—	61	11	17	0	—	—	—	39	5.6
TOTALS	56	—	1692	216	555	.389	113	152	.743	—	—	508	92	186	7	—	—	—	545	9.7

## ALL-STAR GAME

	G	GS	MIN	FG	FGA	PCT	FT	FTA	PCT	OFF	DEF	R	A	PF	D	ST	TO	BS	PTS
1965	1	1	15	2	5	.400	1	2	.500	—	—	1	1	4	0	—	—	—	5





# ALL-TIME ROSTER

## JACKSON, MARC

Temple

#25

HT: 6-10

WT: 253

Birthdate: Jan. 16, 1975

Drafted: 1997, 2nd round (38th overall) by Golden St.

	G	GS	MIN	FG	FGA	PCT	FT	FTA	PCT	OFF	DEF	TOT	A	PF	D	ST	TO	BS	PTS	AVG
2003-04	22	13	598	71	171	.415	64	81	.790	45	81	126	18	45	0	12	24	6	206	9.4
2004-05	81	23	1976	340	731	.465	289	349	.818	184	222	406	81	171	0	32	131	18	969	12.0
<b>TOTALS</b>	<b>103</b>	<b>36</b>	<b>2574</b>	<b>411</b>	<b>902</b>	<b>.465</b>	<b>353</b>	<b>430</b>	<b>.821</b>	<b>229</b>	<b>303</b>	<b>532</b>	<b>99</b>	<b>216</b>	<b>0</b>	<b>44</b>	<b>155</b>	<b>24</b>	<b>1175</b>	<b>11.4</b>

3-PT FG: 2003-04, 0-1 (.000); 2004-05, 0-2 (.000); TOTALS, 0-3 (.000)

## PLAYOFFS

	G	GS	MIN	FG	FGA	PCT	FT	FTA	PCT	OFF	DEF	TOT	A	PF	D	ST	TO	BS	PTS	AVG
2004-05	5	0	65	5	20	.250	7	11	.636	3	5	8	0	9	0	2	6	2	17	3.4
3-PT FG: 2004-05, 0-0 (---)																				

## JAMES, TIM

Miami (Fla.)

#25

HT: 6-7

WT: 214

Birthdate: Dec. 25, 1976

Drafted: 1999, 1st round (25th overall) by Miami

	G	GS	MIN	FG	FGA	PCT	FT	FTA	PCT	OFF	DEF	TOT	A	PF	D	ST	TO	BS	PTS	AVG
2001-02	9	0	41	5	13	.385	2	6	.333	5	2	7	1	5	0	0	3	1	12	1.3

## JENKINS, CHARLES

Hofstra

#31

HT: 6-3

WT: 220

Birthdate: Feb. 28, 1989

Drafted: 2011, 2nd round (44th overall) by Golden State

	G	GS	MIN	FG	FGA	PCT	FT	FTA	PCT	OFF	DEF	TOT	A	PF	D	ST	TO	BS	PTS	AVG
2012-13	12	1	150	14	38	.368	2	4	.500	3	8	11	16	4	0	6	2	1	30	2.5

## JOHNSON, AMIR

Westchester H.S. (CA)

#5

HT: 6-9

WT: 240

Birthdate: May 1, 1987

Drafted: 2005, 2nd round (56th overall) by Detroit

	G	GS	MIN	FG	FGA	PCT	FT	FTA	PCT	OFF	DEF	TOT	A	PF	D	ST	TO	BS	PTS	AVG
2017-18	74	18	1171	140	260	.538	52	85	.612	123	207	330	118	192	1	45	55	44	342	4.6
2018-19	51	6	529	79	157	.503	31	41	.756	47	100	147	60	99	1	16	45	13	201	3.5
<b>TOTALS</b>	<b>125</b>	<b>24</b>	<b>1700</b>	<b>219</b>	<b>417</b>	<b>.525</b>	<b>83</b>	<b>126</b>	<b>.659</b>	<b>170</b>	<b>307</b>	<b>477</b>	<b>178</b>	<b>291</b>	<b>2</b>	<b>61</b>	<b>100</b>	<b>57</b>	<b>543</b>	

4.343-PT FG: 2017-18, 10-32 (.313); 2018-19, 12-40 (.300); TOTALS, 22-72 (.306)

## PLAYOFFS

	G	GS	MIN	FG	FGA	PCT	FT	FTA	PCT	OFF	DEF	TOT	A	PF	D	ST	TO	BS	PTS	AVG
2017-18	8	1	94	11	21	0.524	4	5	.800	14	9	23	9	10	0	2	3	1	26	3.3
2018-19	4	0	20	4	4	1.000	0	0	0	3	2	5	2	3	0	1	1	0	8	2
<b>TOTALS</b>	<b>12</b>	<b>1</b>	<b>114</b>	<b>15</b>	<b>25</b>	<b>.60</b>	<b>4</b>	<b>5</b>	<b>.800</b>	<b>17</b>	<b>11</b>	<b>28</b>	<b>11</b>	<b>13</b>	<b>0</b>	<b>3</b>	<b>4</b>	<b>1</b>	<b>34</b>	<b>2.83</b>

3-PT FG: 2017-18, 0-0 (.000); 2018-19, 0-0 (.000); TOTALS, 0-0 (.000)

## JOHNSON, CHRIS

Syracuse

#16

HT: 6-6

WT: 201

Birthdate: Apr. 29, 1990

Drafted: Undrafted

	G	GS	MIN	FG	FGA	PCT	FT	FTA	PCT	OFF	DEF	TOT	A	PF	D	ST	TO	BS	PTS	AVG
2014-15	9	2	187	19	60	.317	6	8	.750	3	23	26	3	19	0	9	9	5	54	6.0

3-PT FG: 2014-15, 10-39 (.256)

## JOHNSON, CLEMON

Florida A&M

#45

HT: 6-10

WT: 240

Birthdate: Sept. 12, 1956

Drafted: 1978, 2nd round (44th overall) by Portland

	G	GS	MIN	FG	FGA	PCT	FT	FTA	PCT	OFF	DEF	TOT	A	PF	D	ST	TO	BS	PTS	AVG
1982-83	32	4	698	91	182	.500	34	58	.586	75	130	205	24	84	1	16	36	29	216	6.8
1983-84	80	10	1721	193	412	.468	69	113	.611	131	267	398	55	205	1	35	95	65	455	5.7
1984-85	58	0	875	117	235	.498	36	49	.735	92	129	221	33	112	0	15	43	44	270	4.7
1985-86	75	2	1069	105	223	.471	51	81	.630	106	149	255	15	129	0	23	38	62	261	3.5
<b>TOTALS</b>	<b>245</b>	<b>16</b>	<b>4363</b>	<b>506</b>	<b>1052</b>	<b>.481</b>	<b>190</b>	<b>301</b>	<b>.631</b>	<b>404</b>	<b>675</b>	<b>1079</b>	<b>127</b>	<b>530</b>	<b>2</b>	<b>89</b>	<b>212</b>	<b>200</b>	<b>1202</b>	<b>4.9</b>

3-PT FG: 1982-83, 0-1 (.000); 1984-85, 0-1 (.000); TOTALS, 0-2 (.000)

## PLAYOFFS

	G	GS	MIN	FG	FGA	PCT	FT	FTA	PCT	OFF	DEF	TOT	A	PF	D	ST	TO	BS	PTS	AVG
1982-83	12	—	202	25	49	.510	0	4	.000	21	22	43	7	28	0	4	12	5	50	4.2
1983-84	5	—	45	4	12	.333	0	0	---	3	3	6	0	8	0	1	3	4	8	1.6
1984-85	13	—	165	13	33	.394	16	21	.762	17	19	36	2	32	0	3	13	6	42	3.2
1985-86	12	—	303	29	53	.547	16	25	.640	23	37	60	8	35	0	11	10	15	74	6.2
<b>TOTALS</b>	<b>42</b>	<b>—</b>	<b>715</b>	<b>71</b>	<b>147</b>	<b>.483</b>	<b>32</b>	<b>50</b>	<b>.640</b>	<b>64</b>	<b>81</b>	<b>145</b>	<b>17</b>	<b>103</b>	<b>0</b>	<b>19</b>	<b>38</b>	<b>30</b>	<b>174</b>	<b>4.1</b>

3-PT FG: 1984-85, 0-1 (.000)

## JOHNSON, GEORGE

St. John's

#12

HT: 6-7

WT: 210

Birthdate: Dec. 8, 1956

Drafted: 1978, 1st round (12th overall) by Milwaukee

	G	GS	MIN	FG	FGA	PCT	FT	FTA	PCT	OFF	DEF	TOT	A	PF	D	ST	TO	BS	PTS	AVG
1984-85	55	3	756	107	263	.407	49	56	.875	48	116	164	38	99	0	31	49	16	264	4.8

3-PT FG: 1984-85, 1-1 (1.000)

## PLAYOFFS

	G	GS	MIN	FG	FGA	PCT	FT	FTA	PCT	OFF	DEF	TOT	A	PF	D	ST	TO	BS	PTS	AVG
1984-85	5	0	24	5	8	.625	0	0	---	3	4	7	0	2	0	0	1	0	11	2.2
3-PT FG: 1984-85, 1-1 (1.000)																				



# ALL-TIME ROSTER

## JOHNSON, OLLIE

Temple

#18

HT: 6-6

WT: 200

Birthdate: May 11, 1949

Drafted: 1972, 2nd round (30th overall) by Portland

	G	GS	MIN	FG	FGA	PCT	FT	FTA	PCT	OFF	DEF	TOT	A	PF	D	ST	TO	BS	PTS	AVG
1980-81	40	0	372	87	158	.551	27	31	.871	8	47	55	30	45	0	20	25	2	202	5.1
1981-82	26	0	150	27	54	.500	6	7	.857	7	15	22	10	28	0	13	13	3	61	2.3
<b>TOTALS</b>	<b>66</b>	<b>0</b>	<b>522</b>	<b>114</b>	<b>212</b>	<b>.538</b>	<b>33</b>	<b>38</b>	<b>.868</b>	<b>15</b>	<b>62</b>	<b>77</b>	<b>40</b>	<b>73</b>	<b>0</b>	<b>33</b>	<b>38</b>	<b>5</b>	<b>263</b>	<b>4.0</b>

3-PT. FG: 1980-81, 1-6 (.167); 1981-82, 1-3 (.333); TOTALS, 2-9 (.222)

## PLAYOFFS

	G	GS	MIN	FG	FGA	PCT	FT	FTA	PCT	OFF	DEF	TOT	A	PF	D	ST	TO	BS	PTS	AVG
1980-1981	8	—	22	3	10	.300	0	0	---	2	3	5	2	1	0	2	2	1	6	0.8

3-PT. FG: 1980-81, 0-1 (.000)

## JOHNSON, REGGIE

Tennessee

#33

HT: 6-9

WT: 210

Birthdate: June 25, 1957

Drafted: 1980, 1st round (15th overall) by San Antonio

	G	GS	MIN	FG	FGA	PCT	FT	FTA	PCT	OFF	DEF	TOT	A	PF	D	ST	TO	BS	PTS	AVG
1982-83	29	8	549	69	154	.448	22	30	.733	32	58	90	23	82	1	8	35	17	160	5.5

3-PT. FG: 1982-83, 1-4 (.250)

## PLAYOFFS

	G	GS	MIN	FG	FGA	PCT	FT	FTA	PCT	OFF	DEF	TOT	A	PF	D	ST	TO	BS	PTS	AVG
1982-83	5	0	32	2	4	.500	2	2	1.000	0	0	0	3	5	0	1	3	0	6	1.2

## JOHNSON-ODOM, DARIUS Marquette

#0

HT: 6-2

WT: 215

Birthdate: Sept. 28, 1989

Drafted: 2012, 2nd round (55th overall) by Dallas

	G	GS	MIN	FG	FGA	PCT	FT	FTA	PCT	OFF	DEF	TOT	A	PF	D	ST	TO	BS	PTS	AVG
2013-14	3	0	15	0	7	.000	0	2	.000	0	2	2	1	3	0	1	2	0	0	0.0

3-PT. FG: 2013-14, 0-3 (.000)

## JONES, ALVIN

Georgia Tech

#42

HT: 6-11

WT: 265

Birthdate: Sept. 9, 1978

Drafted: 2001, 2nd round (57th overall) by 76ers

	G	GS	MIN	FG	FGA	PCT	FT	FTA	PCT	OFF	DEF	TOT	A	PF	D	ST	TO	BS	PTS	AVG
2001-02	23	2	126	8	20	.400	10	20	.500	13	23	36	3	35	0	3	11	9	26	1.1

## JONES, BOBBY

Washington

#11

HT: 6-7

WT: 215

Birthdate: Jan. 9, 1984

Drafted: 2006, 2nd round (37th overall) by Minnesota

	G	GS	MIN	FG	FGA	PCT	FT	FTA	PCT	OFF	DEF	TOT	A	PF	D	ST	TO	BS	PTS	AVG
2006-07	44	5	336	43	93	.462	23	41	.561	22	35	57	16	59	0	11	18	1	110	2.5

3-PT. FG: 2006-07, 1-9 (.111)

## JONES, BOBBY

North Carolina

#24

HT: 6-9

WT: 210

Birthdate: Dec. 18, 1951

Drafted: 1974, 1st round (15th overall) by Houston

	G	GS	MIN	FG	FGA	PCT	FT	FTA	PCT	OFF	DEF	TOT	A	PF	D	ST	TO	BS	PTS	AVG
1978-79	80	78	2304	378	704	.537	209	277	.755	199	332	531	201	245	2	107	165	96	965	12.1
1979-80	81	3	2125	398	748	.532	257	329	.781	152	298	450	146	223	3	102	146	118	1053	13.0
1980-81	81	0	2046	407	755	.539	282	347	.813	142	293	435	226	226	2	95	149	74	1096	13.5
1981-82	76	73	2181	416	737	.564	263	333	.790	109	284	393	189	211	3	99	145	112	1095	14.4
1982-83	74	0	1749	250	460	.543	165	208	.793	102	242	344	142	199	4	85	109	91	665	9.0
1983-84	75	0	1761	226	432	.523	167	213	.784	92	231	323	187	199	1	107	101	103	619	8.3
1984-85	80	8	1633	207	385	.538	186	216	.861	105	192	297	155	183	2	84	118	50	600	7.5
1985-86	70	42	1519	189	338	.559	114	145	.786	49	120	169	126	159	0	48	90	50	492	7.0
<b>TOTALS</b>	<b>617</b>	<b>204</b>	<b>15318</b>	<b>2471</b>	<b>4559</b>	<b>.542</b>	<b>1643</b>	<b>2068</b>	<b>.794</b>	<b>950</b>	<b>1992</b>	<b>2942</b>	<b>1372</b>	<b>1645</b>	<b>17</b>	<b>727</b>	<b>1023</b>	<b>694</b>	<b>6585</b>	<b>10.7</b>

3-PT. FG: 1979-80, 0-3 (.000); 1980-81, 0-3 (.000); 1981-82, 0-3 (.000); 1982-83, 0-1 (.000); 1983-84, 0-1 (.000); 1984-85, 0-4 (.000);

1985-86, 0-1 (.000); TOTALS, 0-16 (.000)

## PLAYOFFS

	G	GS	MIN	FG	FGA	PCT	FT	FTA	PCT	OFF	DEF	TOT	A	PF	D	ST	TO	BS	PTS	AVG
1978-79	9	—	260	48	87	.552	22	26	.846	12	31	43	19	30	0	5	15	4	118	13.1
1979-80	18	—	470	90	172	.523	53	62	.855	29	57	86	31	56	1	21	23	32	233	12.9
1980-81	16	—	443	81	160	.506	73	88	.830	35	53	88	33	60	1	18	32	21	235	14.7
1981-82	21	—	589	94	174	.540	68	81	.840	37	62	99	52	69	0	15	33	22	256	12.2
1982-83	12	—	324	43	78	.551	17	20	.850	19	39	58	34	29	0	15	18	18	103	8.6
1983-84	5	—	130	15	31	.484	18	19	.947	9	14	23	9	12	0	3	8	7	48	9.6
1984-85	13	—	309	46	78	.590	14	20	.700	22	26	48	16	38	0	12	19	15	106	8.2
1985-86	12	—	329	39	74	.527	38	50	.760	9	23	32	34	39	0	10	15	14	116	9.7
<b>TOTALS</b>	<b>106</b>	<b>—</b>	<b>2854</b>	<b>456</b>	<b>854</b>	<b>.534</b>	<b>303</b>	<b>366</b>	<b>.828</b>	<b>172</b>	<b>305</b>	<b>477</b>	<b>228</b>	<b>333</b>	<b>2</b>	<b>99</b>	<b>163</b>	<b>133</b>	<b>1215</b>	<b>11.5</b>

3-PT. FG: 1979-80 0-1 (.000); 1982-83, 0-1 (.000); 1985-86, 0-1 (.000); TOTALS, 0-3 (.000)

## ALL-STAR GAME

	G	GS	MIN	FG	FGA	PCT	FT	FTA	PCT	OFF	DEF	TOT	A	PF	D	ST	TO	BS	PTS	AVG
1981	1	0	16	5	11	.455	1	1	1.000	1	3	4	0	2	0	1	—	1	11	
1982	1	0	14	2	5	.400	1	2	.500	1	3	4	1	2	0	1	—	0	5	
<b>TOTALS</b>	<b>2</b>	<b>0</b>	<b>30</b>	<b>7</b>	<b>16</b>	<b>.438</b>	<b>2</b>	<b>3</b>	<b>.667</b>	<b>2</b>	<b>6</b>	<b>8</b>	<b>1</b>	<b>4</b>	<b>0</b>	<b>2</b>	<b>—</b>	<b>1</b>	<b>16</b>	





# ALL-TIME ROSTER

## JONES, CALDWELL

Albany State

#11

HT: 6-11

WT: 230

Birthdate: Aug. 4, 1950

Drafted: 1973, 2nd round (32nd overall) by 76ers

	G	GS	MIN	FG	FGA	PCT	FT	FTA	PCT	OFF	DEF	TOT	A	PF	D	ST	TO	BS	PTS	AVG
1976-77	82	57	2023	215	424	.507	64	116	.552	190	476	666	92	301	3	43	—	200	494	6.0
1977-78	80	69	1636	169	359	.471	96	153	.627	165	405	570	92	281	4	26	128	127	434	5.4
1978-79	78	75	2171	302	637	.474	121	162	.747	177	570	747	151	303	10	39	156	157	725	9.3
1979-80	80	80	2771	232	532	.436	124	178	.697	219	731	950	164	298	5	43	218	162	588	7.4
1980-81	81	81	2639	218	485	.449	148	193	.767	200	613	813	122	271	2	53	168	134	584	7.2
1981-82	81	47	2446	231	465	.497	179	219	.817	164	544	708	100	301	3	38	155	146	641	7.9
<b>TOTALS</b>	<b>482</b>	<b>409</b>	<b>13686</b>	<b>1367</b>	<b>2902</b>	<b>.471</b>	<b>732</b>	<b>1021</b>	<b>.717</b>	<b>1115</b>	<b>3339</b>	<b>4454</b>	<b>721</b>	<b>1755</b>	<b>27</b>	<b>242</b>	<b>825</b>	<b>926</b>	<b>3466</b>	<b>7.2</b>

3-PT. FG: 1979-80, 0-2 (.000); 1981-82, 0-3 (.000); TOTALS, 0-5 (.000)

## PLAYOFFS

	G	GS	MIN	FG	FGA	PCT	FT	FTA	PCT	OFF	DEF	TOT	A	PF	D	ST	TO	BS	PTS	AVG
1976-77	19	—	513	37	73	.507	18	30	.600	38	112	150	20	81	4	9	—	40	92	4.8
1977-78	10	—	301	28	56	.500	8	10	.800	22	84	106	14	36	2	5	19	30	64	6.4
1978-79	9	—	320	43	89	.483	28	36	.778	37	84	121	21	36	0	4	21	22	114	12.7
1979-80	18	—	639	58	129	.450	42	52	.808	50	135	185	34	75	1	13	36	37	158	8.8
1980-81	16	—	580	54	95	.568	31	42	.738	37	118	155	27	53	0	7	33	31	139	8.7
1981-82	21	—	679	74	160	.463	35	41	.854	52	137	189	19	77	1	11	29	40	183	8.7
<b>TOTALS</b>	<b>93</b>	<b>—</b>	<b>3032</b>	<b>294</b>	<b>602</b>	<b>.488</b>	<b>162</b>	<b>211</b>	<b>.768</b>	<b>236</b>	<b>670</b>	<b>906</b>	<b>135</b>	<b>358</b>	<b>8</b>	<b>49</b>	<b>138</b>	<b>200</b>	<b>750</b>	<b>8.1</b>

3-PT. FG: 1979-80, 0-3 (.000)

## JONES, CHARLES

Albany State

#23

HT: 6-11

WT: 215

Birthdate: Apr. 3, 1957

Drafted: 1979, 8th round (165th overall) by Phoenix

	G	GS	MIN	FG	FGA	PCT	FT	FTA	PCT	OFF	DEF	TOT	A	PF	D	ST	TO	BS	PTS	AVG
1983-84	1	0	3	0	1	.000	1	4	.250	0	0	0	0	1	0	0	0	0	1	1.0

## JONES, JAKE

Assumption

#36

HT: 6-3

WT: 180

Birthdate: May 9, 1949

Drafted: 1971, 6th round (97th overall) by 76ers

	G	GS	MIN	FG	FGA	PCT	FT	FTA	PCT	OFF	DEF	TOT	A	PF	D	ST	TO	BS	PTS	AVG
1971-72	6	0	41	6	18	.333	7	10	.700	—	—	6	2	3	0	—	—	—	19	3.2

## JONES, JUMAINE

Georgia

#33

HT: 6-8

WT: 218

Birthdate: Feb. 10, 1979

Drafted: 1999, 1st round (11th overall) by Atlanta

	G	GS	MIN	FG	FGA	PCT	FT	FTA	PCT	OFF	DEF	TOT	A	PF	D	ST	TO	BS	PTS	AVG
1999-00	33	0	138	22	58	.379	11	18	.611	16	22	38	5	10	0	6	14	5	57	1.7
2000-01	65	0	866	122	275	.444	40	53	.755	63	126	189	32	68	0	30	39	15	304	4.7
<b>TOTALS</b>	<b>98</b>	<b>0</b>	<b>1004</b>	<b>144</b>	<b>333</b>	<b>.432</b>	<b>51</b>	<b>71</b>	<b>.718</b>	<b>79</b>	<b>148</b>	<b>227</b>	<b>37</b>	<b>78</b>	<b>0</b>	<b>36</b>	<b>53</b>	<b>20</b>	<b>361</b>	<b>6.4</b>

3-PT. FG: 1999-00, 2-4 (.500); 2000-01, 20-60 (.333); TOTALS, 22-64 (.344)

## PLAYOFFS

	G	GS	MIN	FG	FGA	PCT	FT	FTA	PCT	OFF	DEF	TOT	A	PF	D	ST	TO	BS	PTS	AVG
1999-00	4	0	8	1	3	.333	0	0	.000	0	0	0	0	0	0	0	0	0	2	0.5
2000-01	23	0	447	52	125	.416	15	21	.714	35	49	84	17	33	0	10	14	11	127	5.5
<b>TOTALS</b>	<b>27</b>	<b>0</b>	<b>455</b>	<b>53</b>	<b>128</b>	<b>.414</b>	<b>15</b>	<b>21</b>	<b>.714</b>	<b>35</b>	<b>49</b>	<b>84</b>	<b>17</b>	<b>33</b>	<b>0</b>	<b>10</b>	<b>14</b>	<b>11</b>	<b>129</b>	<b>4.8</b>

3-PT. FG: 1999-00, 0-2 (.000); 2000-01, 8-32 (.250); TOTALS, 8-34 (.235)

## JONES, LARRY

Toledo

#22

HT: 6-3

WT: 180

Birthdate: Sept. 22, 1942

Drafted: 1964, 3rd round (20th overall) by 76ers

	G	GS	MIN	FG	FGA	PCT	FT	FTA	PCT	OFF	DEF	TOT	A	PF	D	ST	TO	BS	PTS	AVG
1964-65	73	—	359	47	153	.307	37	52	.712	—	—	57	40	46	2	—	—	—	131	5.7
1973-74	22	60	1876	263	622	.423	197	235	.838	71	113	184	230	116	0	85	—	18	723	10.0
<b>TOTALS</b>	<b>95</b>	<b>60</b>	<b>2235</b>	<b>310</b>	<b>775</b>	<b>.400</b>	<b>234</b>	<b>287</b>	<b>.815</b>	<b>71</b>	<b>113</b>	<b>241</b>	<b>270</b>	<b>162</b>	<b>2</b>	<b>85</b>	<b>—</b>	<b>18</b>	<b>854</b>	<b>9.0</b>

## PLAYOFFS

	G	GS	MIN	FG	FGA	PCT	FT	FTA	PCT	OFF	DEF	TOT	A	PF	D	ST	TO	BS	PTS	AVG
1964-65	5	—	25	5	12	.417	7	11	.636	—	—	4	2	5	0	—	—	—	17	3.4

## JONES, SHELTON

St. John's

#31

HT: 6-9

WT: 210

Birthdate: Apr. 6, 1966

Drafted: 1988, 2nd round (27th overall) by San Antonio

	G	GS	MIN	FG	FGA	PCT	FT	FTA	PCT	OFF	DEF	TOT	A	PF	D	ST	TO	BS	PTS	AVG
1988-89	42	34	577	81	179	.453	27	34	.794	12	25	37	73	43	0	9	35	2	137	4.2

## JONES, WALI

Villanova

#24

HT: 6-2

WT: 180

Birthdate: Feb. 14, 1942

Drafted: 1964, 3rd round (18th overall) by Detroit

	G	GS	MIN	FG	FGA	PCT	FT	FTA	PCT	OFF	DEF	TOT	A	PF	D	ST	TO	BS	PTS	AVG
1965-66	80	—	2196	296	799	.370	128	172	.744	—	—	169	273	250	6	—	—	—	720	9.0
1966-67	81	—	2249	423	982	.431	223	266	.838	—	—	265	303	246	6	—	—	—	1069	13.2
1967-68	77	—	2058	413	1040	.397	159	202	.787	—	—	219	245	225	5	—	—	—	985	12.8
1968-69	81	—	2340	432	1005	.430	207	256	.809	—	—	251	292	280	5	—	—	—	1071	13.2
1969-70	78	—	1740	366	851	.430	190	226	.841	—	—	173	276	210	2	—	—	—	922	11.8
1970-71	41	13	962	168	418	.402	79	101	.782	—	—	64	128	110	1	—	—	—	415	10.1
1975-76	16	1	157	19	38	.500	9	13	.692	0	9	9	31	25	0	4	—	0	47	2.9



# ALL-TIME ROSTER

TOTALS 454 14 11702 2117 5113 .412 995 1236 .805 0 9 1150 1548 1346 25 4 — 0 5229 11.5

## PLAYOFFS

	G	GS	MIN	FG	FGA	PCT	FT	FTA	PCT	OFF	DEF	TOT	A	PF	D	ST	TO	BS	PTS	AVG
1965-66	5	—	156	25	77	.325	15	22	.682	—	—	15	18	18	0	—	—	—	65	13.0
1966-67	15	—	476	100	244	.447	45	58	.776	—	—	42	61	58	0	—	—	—	263	17.5
1967-68	13	—	387	69	193	.358	45	57	.789	—	—	31	39	48	2	—	—	—	183	14.1
1968-69	5	—	103	12	45	.267	8	10	.800	—	—	16	9	17	1	—	—	—	32	6.4
1969-70	5	—	160	34	65	.523	11	14	.786	—	—	11	24	16	0	—	—	—	79	15.8
1970-71	7	—	115	19	52	.365	10	13	.769	—	—	12	11	22	0	—	—	—	48	6.9
1975-76	1	—	2	0	0	---	0	0	---	—	—	1	2	0	0	—	—	—	0	0.0
TOTALS	51	—	1399	259	676	.383	134	174	.770	—	—	128	164	179	3	—	—	—	670	13.1

## JORDAN, THOMAS

Oklahoma State

#55

HT: 6-10

WT: 220

Birthdate: May 23, 1968

Drafted: Undrafted (1993)

	G	GS	MIN	FG	FGA	PCT	FT	FTA	PCT	OFF	DEF	TOT	A	PF	D	ST	TO	BS	PTS	AVG
1992-93	4	0	106	18	41	.439	8	17	.471	5	14	19	3	14	0	3	12	5	44	11.0

## JORGENSEN, NOBLE

Iowa; Westminster

HT: 6-9

WT: 230

Birthdate: May 18, 1925

Drafted: N/A

	G	GS	MIN	FG	FGA	PCT	FT	FTA	PCT	OFF	DEF	TOT	A	PF	D	ST	TO	BS	PTS	AVG
1950-51*	63	—	—	223	600	.372	182	265	.687	—	—	338	91	237	7	—	—	—	628	10.0
1951-52	66	—	1318	190	460	.413	149	187	.797	—	—	288	63	190	8	—	—	—	529	8.0
1952-53	70	—	1355	145	436	.333	146	199	.734	—	—	236	76	247	2	—	—	—	436	6.2
TOTALS	199	—	2673	558	1496	.373	477	651	.733	—	—	862	230	674	17	—	—	—	1593	8.0

## PLAYOFFS

	G	GS	MIN	FG	FGA	PCT	FT	FTA	PCT	OFF	DEF	TOT	A	PF	D	ST	TO	BS	PTS	AVG
1950-51	7	—	—	18	43	.419	14	22	.636	—	—	21	7	19	0	—	—	—	50	7.1
1951-52	7	—	150	19	52	.365	23	31	.742	—	—	27	5	30	2	—	—	—	61	8.7
1952-53	2	—	44	5	9	.556	4	6	.667	—	—	10	3	11	1	—	—	—	14	7.0
TOTALS	16	—	194	42	104	.404	41	59	.695	—	—	58	15	60	3	—	—	—	125	7.8

## KAPONO, JASON

UCLA

#72

HT: 6-8

WT: 215

Birthdate: Feb. 4, 1981

Drafted: 2003, 2nd round (31st overall) by Charlotte

	G	GS	MIN	FG	FGA	PCT	FT	FTA	PCT	OFF	DEF	TOT	A	PF	D	ST	TO	BS	PTS	AVG
2009-10	57	12	976	126	301	.419	9	15	.600	14	52	66	39	80	0	21	34	6	324	5.7
2010-11	24	2	112	7	28	.250	1	2	.500	3	8	11	4	4	0	2	2	1	16	0.7
TOTALS	81	14	1088	133	329	.404	10	17	.588	17	60	77	43	84	0	23	36	7	340	4.2

3-PT FG: 2009-10, 63-171 (.368); 2010-11, 1-8 (.125); TOTALS, 64-179 (.358)

## PLAYOFFS

	G	GS	MIN	FG	FGA	PCT	FT	FTA	PCT	OFF	DEF	TOT	A	PF	D	ST	TO	BS	PTS	AVG
2010-11	—	—	—	—	—	—	—	—	—	—	—	—	—	—	—	—	—	—	—	—

INACTIVE - COACH'S DECISION

## KEARNS, TOM

North Carolina

#3

HT: 5-11

WT: 180

Birthdate: Oct. 6, 1936

Drafted: 1958, 4th round (29th overall) by Syracuse

	G	GS	MIN	FG	FGA	PCT	FT	FTA	PCT	OFF	DEF	TOT	A	PF	D	ST	TO	BS	PTS	AVG
1958-59	1	—	7	1	11	.000	0	0	---	—	—	0	0	1	0	—	—	—	2	2.0

## KENVILLE, BILLY

St. Bonaventure

#15

HT: 6-2

WT: 190

Birthdate: Dec. 1, 1930

Drafted: 1953, by Syracuse

	G	GS	MIN	FG	FGA	PCT	FT	FTA	PCT	OFF	DEF	TOT	A	PF	D	ST	TO	BS	PTS	AVG
1953-54	72	—	1405	149	388	.384	136	182	.747	—	—	247	122	138	0	—	—	—	434	6.0
1954-55	70	—	1380	172	482	.357	154	201	.766	—	—	247	150	132	1	—	—	—	498	7.1
1955-56	72	—	1278	170	448	.379	195	257	.759	—	—	215	159	132	0	—	—	—	535	7.4
TOTALS	214	—	4063	491	1318	.373	485	640	.758	—	—	709	431	402	1	—	—	—	1467	6.9

## PLAYOFFS

	G	GS	MIN	FG	FGA	PCT	FT	FTA	PCT	OFF	DEF	TOT	A	PF	D	ST	TO	BS	PTS	AVG
1953-54	13	—	374	36	74	.486	44	62	.710	—	—	48	25	46	1	—	—	—	116	8.9
1954-55	11	—	130	17	48	.354	36	49	.735	—	—	31	11	23	1	—	—	—	70	6.4
1955-56	8	—	128	16	45	.356	16	23	.696	—	—	17	14	21	0	—	—	—	48	6.0
TOTALS	32	—	632	69	167	.413	96	134	.716	—	—	96	50	90	2	—	—	—	234	7.3

## KERR, JOHN (RED)

Illinois

#10

HT: 6-9

WT: 230

Birthdate: July 17, 1932

Drafted: 1954, by Syracuse

	G	GS	MIN	FG	FGA	PCT	FT	FTA	PCT	OFF	DEF	TOT	A	PF	D	ST	TO	BS	PTS	AVG
1954-55	72	—	1529	301	718	.419	152	223	.682	—	—	474	80	165	2	—	—	—	754	10.5
1955-56	72	—	2114	377	935	.403	207	316	.655	—	—	607	84	168	3	—	—	—	961	13.3
1956-57	72	—	2191	333	827	.403	225	313	.719	—	—	807	90	190	3	—	—	—	891	12.4
1957-58	72	—	2384	407	1020	.399	280	422	.664	—	—	963	88	197	4	—	—	—	1094	15.2
1958-59	72	—	2671	502	1139	.441	281	367	.766	—	—	1008	142	183	1	—	—	—	1285	17.8
1959-60	75	—	2372	436	1111	.392	233	310	.752	—	—	913	167	207	4	—	—	—	1105	14.7





# ALL-TIME ROSTER

1960-61	79	—	2676	419	1056	.397	218	299	.729	—	—	951	199	230	4	—	—	—	1056	13.4
1961-62	80	—	2768	541	1220	.443	222	302	.735	—	—	1176	243	272	7	—	—	—	1304	16.3
1962-63	80	—	2561	507	1069	.474	241	320	.753	—	—	1039	214	208	3	—	—	—	1255	15.7
1963-64	80	—	2938	536	1250	.429	268	357	.751	—	—	1017	275	187	2	—	—	—	1340	16.8
1964-65	80	—	1810	264	714	.370	126	181	.696	—	—	551	197	132	1	—	—	—	654	8.2
<b>TOTALS</b>	<b>834</b>	<b>—</b>	<b>26014</b>	<b>4623</b>	<b>11059</b>	<b>.418</b>	<b>2453</b>	<b>3410</b>	<b>.719</b>	<b>—</b>	<b>—</b>	<b>9506</b>	<b>1779</b>	<b>2139</b>	<b>34</b>	<b>—</b>	<b>—</b>	<b>—</b>	<b>11699</b>	<b>14.0</b>

## PLAYOFFS

	G	GS	MIN	FG	FGA	PCT	FT	FTA	PCT	OFF	DEF	TOT	A	PF	D	ST	TO	BS	PTS	AVG
1954-55	11	—	363	59	151	.391	34	61	.557	—	—	118	13	27	0	—	—	—	152	13.8
1955-56	8	—	213	37	77	.481	15	33	.455	—	—	68	19	23	0	—	—	—	89	11.1
1956-57	5	—	162	28	65	.431	20	29	.690	—	—	69	6	7	0	—	—	—	76	15.2
1957-58	3	—	116	18	55	.327	14	18	.778	—	—	61	3	5	0	—	—	—	50	16.7
1958-59	9	—	312	50	142	.352	30	33	.909	—	—	108	24	20	0	—	—	—	130	14.4
1959-60	3	—	104	15	51	.294	11	12	.917	—	—	25	9	9	0	—	—	—	41	13.7
1960-61	8	—	210	30	88	.341	16	23	.696	—	—	99	20	18	0	—	—	—	76	9.5
1961-62	5	—	193	41	109	.373	6	8	.750	—	—	80	10	15	0	—	—	—	88	17.6
1962-63	5	—	187	26	60	.436	16	21	.762	—	—	75	9	12	0	—	—	—	68	13.6
1963-64	5	—	185	40	83	.482	15	20	.750	—	—	69	16	12	0	—	—	—	95	19.0
1964-65	11	—	181	24	67	.358	15	21	.714	—	—	38	28	20	0	—	—	—	63	5.7
<b>TOTALS</b>	<b>73</b>	<b>—</b>	<b>2226</b>	<b>368</b>	<b>948</b>	<b>.388</b>	<b>192</b>	<b>279</b>	<b>.688</b>	<b>—</b>	<b>—</b>	<b>810</b>	<b>157</b>	<b>168</b>	<b>0</b>	<b>—</b>	<b>—</b>	<b>—</b>	<b>928</b>	<b>12.7</b>

## ALL-STAR GAME

	G	GS	MIN	FG	FGA	PCT	FT	FTA	PCT	OFF	DEF	TOT	A	PF	D	ST	TO	BS	PTS	AVG
1956	1	0	16	2	4	.500	0	1	1.000	—	—	8	0	—	—	—	—	—	4	—
1959	1	0	21	3	14	.214	1	2	.500	—	—	9	2	—	—	—	—	—	7	—
1963	1	0	11	0	4	.000	2	2	1.000	—	—	2	1	—	—	—	—	—	2	—
<b>TOTALS</b>	<b>3</b>	<b>0</b>	<b>48</b>	<b>5</b>	<b>22</b>	<b>.227</b>	<b>3</b>	<b>5</b>	<b>.600</b>	<b>—</b>	<b>—</b>	<b>19</b>	<b>3</b>	<b>—</b>	<b>—</b>	<b>—</b>	<b>—</b>	<b>—</b>	<b>13</b>	<b>4.3</b>

## KIDD, WARREN

Middle Tennessee State

#43

HT: 6-9

WT: 235

Birthdate: Sept. 9, 1970

Drafted: Undrafted

	G	GS	MIN	FG	FGA	PCT	FT	FTA	PCT	OFF	DEF	TOT	A	PF	D	ST	TO	BS	PTS	AVG
1993-94	68	14	884	100	169	.592	47	86	.547	76	157	233	19	129	0	19	44	23	247	3.6

## KIMBALL, TOBY

Connecticut

#7

HT: 6-8

WT: 220

Birthdate: Sept. 23, 1942

Drafted: 1965, 3rd round (22nd overall) by Boston

	G	GS	MIN	FG	FGA	PCT	FT	FTA	PCT	OFF	DEF	TOT	A	PF	D	ST	TO	BS	PTS	AVG
1973-74	75	1	1592	216	456	.474	127	185	.686	185	367	552	73	199	1	49	—	23	559	7.5

## KING, ALBERT

Maryland

#17

HT: 6-6

WT: 215

Birthdate: Dec. 17, 1959

Drafted: 1981, 1st round (10th overall) by Golden St.

	G	GS	MIN	FG	FGA	PCT	FT	FTA	PCT	OFF	DEF	TOT	A	PF	D	ST	TO	BS	PTS	AVG
1987-88	72	44	1593	211	540	.391	78	103	.757	71	145	216	109	219	4	39	93	18	517	7.2
3-PT. FG: 1987-88, 17-49 (.343)																				

## KING, FRANKIE

Western Carolina

#20

HT: 6-1

WT: 185

Birthdate: June 6, 1972

Drafted: 1995, 2nd round (37th overall) by LA Lakers

	G	GS	MIN	FG	FGA	PCT	FT	FTA	PCT	OFF	DEF	TOT	A	PF	D	ST	TO	BS	PTS	AVG
1996-97	7	0	59	7	17	.412	5	5	1.000	4	10	14	5	7	0	4	3	0	20	2.9
3-PT. FG: 1996-97, 1-2 (.500)																				

## KING, GEORGE JR.

Charleston (W.Va.)

#14

HT: 6-0

WT: 185

Birthdate: Aug. 16, 1928

Drafted: 1950, by Chicago

	G	GS	MIN	FG	FGA	PCT	FT	FTA	PCT	OFF	DEF	TOT	A	PF	D	ST	TO	BS	PTS	AVG
1951-52	66	—	1899	235	579	.406	188	264	.712	—	—	274	244	199	6	—	—	—	658	10.0
1952-53	71	—	2519	255	635	.402	284	442	.643	—	—	281	364	244	2	—	—	—	794	11.2
1953-54	72	—	2370	280	744	.376	257	410	.627	—	—	268	272	179	2	—	—	—	817	11.3
1954-55	67	—	2015	228	605	.377	140	229	.611	—	—	227	331	148	0	—	—	—	596	8.9
1955-56	72	—	2343	284	763	.372	176	275	.640	—	—	250	410	150	2	—	—	—	744	10.3
<b>TOTALS</b>	<b>348</b>	<b>—</b>	<b>11146</b>	<b>1282</b>	<b>3326</b>	<b>.385</b>	<b>1045</b>	<b>1620</b>	<b>.645</b>	<b>—</b>	<b>—</b>	<b>1300</b>	<b>1621</b>	<b>920</b>	<b>12</b>	<b>—</b>	<b>—</b>	<b>—</b>	<b>3609</b>	<b>10.4</b>

## PLAYOFFS

	G	GS	MIN	FG	FGA	PCT	FT	FTA	PCT	OFF	DEF	TOT	A	PF	D	ST	TO	BS	PTS	AVG
1951-52	6	—	207	19	54	.352	19	28	.679	—	—	29	21	17	0	—	—	—	57	9.5
1952-53	2	—	67	6	13	.462	10	12	.833	—	—	5	9	12	2	—	—	—	22	11.0
1953-54	10	—	286	25	62	.403	38	63	.603	—	—	22	21	30	1	—	—	—	88	8.8
1954-55	11	—	371	46	117	.393	35	55	.636	—	—	41	62	33	0	—	—	—	127	11.5
1955-56	8	—	317	39	108	.361	38	48	.792	—	—	47	60	16	0	—	—	—	116	14.5
<b>TOTALS</b>	<b>37</b>	<b>—</b>	<b>1248</b>	<b>135</b>	<b>354</b>	<b>.381</b>	<b>140</b>	<b>206</b>	<b>.680</b>	<b>—</b>	<b>—</b>	<b>144</b>	<b>173</b>	<b>108</b>	<b>3</b>	<b>—</b>	<b>—</b>	<b>—</b>	<b>410</b>	<b>11.1</b>

## KNOSTMAN, DICK

Kansas State

HT: 6-6

WT: 215

Birthdate: Aug. 9, 1931

Drafted: N/A

	G	GS	MIN	FG	FGA	PCT	FT	FTA	PCT	OFF	DEF	TOT	A	PF	D	ST	TO	BS	PTS	AVG
1953-54	5	—	47	3	10	.300	7	11	.636	—	—	17	6	9	0	—	—	—	13	2.6

Philadelphia



# ALL-TIME ROSTER

## KORKMAZ, FURKAN

Turkey

#30

HT: 6-7

WT: 185

Birthdate: July 24, 1997

Drafted: 2016, 1st round (26th overall) by Philadelphia

	G	GS	MIN	FG	FGA	PCT	FT	FTA	PCT	OFF	DEF	TOT	A	PF	D	ST	TO	BS	PTS	AVG
2017-18	14	0	80	8	28	.286	2	4	.500	2	9	11	4	12	0	2	2	1	23	1.6
2018-19	48	7	679	98	245	.400	36	44	.818	16	91	107	52	62	0	29	25	2	279	5.8
2019-20	72	12	1559	242	563	.430	77	102	.755	18	150	168	79	98	0	41	59	16	704	9.8
<b>TOTALS</b>	<b>134</b>	<b>19</b>	<b>2318</b>	<b>348</b>	<b>836</b>	<b>.416</b>	<b>115</b>	<b>150</b>	<b>.767</b>	<b>36</b>	<b>250</b>	<b>286</b>	<b>135</b>	<b>172</b>	<b>0</b>	<b>72</b>	<b>86</b>	<b>19</b>	<b>1006</b>	<b>7.5</b>

3-PT FG: 2017-18, 5-17 (.294); 2018-19, 47-144 (.326); 2019-20, 99-207 (.402); TOTALS, 153-319 (.480)

## PLAYOFFS

	G	GS	MIN	FG	FGA	PCT	FT	FTA	PCT	OFF	DEF	TOT	A	PF	D	ST	TO	BS	PTS	AVG
2017-18	1	0	2	1	11.000	0	0	0.000	0	0	0	0	0	1	0	0	0	0	3	3.0
2018-19	4	0	36	6	18	.333	4	5	.800	0	6	6	5	5	0	0	1	1	19	4.8
2019-20	4	0	40	0	7	.000	3	5	.600	0	6	6	2	3	0	1	2	0	3	0.8
<b>TOTALS</b>	<b>9</b>	<b>0</b>	<b>78</b>	<b>7</b>	<b>26</b>	<b>.269</b>	<b>7</b>	<b>10</b>	<b>.700</b>	<b>0</b>	<b>12</b>	<b>12</b>	<b>7</b>	<b>9</b>	<b>0</b>	<b>1</b>	<b>3</b>	<b>1</b>	<b>25</b>	<b>2.8</b>

3-PT FG: 2017-18, 1-1 (1.000); 2018-19, 3-8 (.375); 2019-20, 0-6 (.000); TOTALS, 4-15 (.267)

## KORVER, KYLE

Creighton

#26

HT: 6-7

WT: 210

Birthdate: March 17, 1981

Drafted: 2003, 2nd round (51st overall) by New Jersey

	G	GS	MIN	FG	FGA	PCT	FT	FTA	PCT	OFF	DEF	TOT	A	PF	D	ST	TO	BS	PTS	AVG
2003-04	74	0	882	115	327	.352	19	24	.792	30	81	111	40	102	2	25	41	8	330	4.5
2004-05	82	57	2667	317	759	.418	82	96	.854	40	339	379	182	265	2	103	106	33	942	11.5
2005-06	82	43	2563	327	761	.430	101	119	.849	27	243	270	163	224	1	65	98	26	939	11.5
2006-07	74	1	2288	372	845	.440	191	209	.914	30	229	259	105	188	1	57	117	20	1067	14.4
2007-08	25	0	657	90	227	.396	31	34	.912	12	61	73	33	67	1	20	28	6	249	10.0
<b>TOTALS</b>	<b>337</b>	<b>101</b>	<b>9057</b>	<b>1221</b>	<b>2919</b>	<b>.418</b>	<b>424</b>	<b>482</b>	<b>.880</b>	<b>139</b>	<b>953</b>	<b>1092</b>	<b>523</b>	<b>846</b>	<b>7</b>	<b>270</b>	<b>390</b>	<b>93</b>	<b>3527</b>	<b>10.5</b>

3-PT FG: 2003-04, 81-207 (.391); 2004-05, 226-558 (.405); 2005-06, 184-438 (.422); 2006-07, 132-307 (.430); 2007-08, 38-108 (.352); TOTALS, 661-1618 (.409)

## PLAYOFFS

	G	GS	MIN	FG	FGA	PCT	FT	FTA	PCT	OFF	DEF	TOT	A	PF	D	ST	TO	BS	PTS	AVG
2004-05	5	5	147	8	28	.286	2	2	1.000	3	10	13	8	18	0	4	8	1	25	5.0
3-PT FG: 2004-05, 7-24 (.292)																				

## KUCZENSKI, BRUCE

Connecticut

#23

HT: 6-10

WT: 230

Birthdate: Feb. 3, 1961

Drafted: 1983, 3rd round (59th overall) by New Jersey

	G	GS	MIN	FG	FGA	PCT	FT	FTA	PCT	OFF	DEF	TOT	A	PF	D	ST	TO	BS	PTS	AVG
1983-84	3	2	40	1	8	.125	1	2	.500	1	5	6	2	7	0	1	5	1	3	1.0

## KUKOC, TONI

Croatia

#7

HT: 6-11

WT: 235

Birthdate: Sept. 18, 1968

Drafted: 1990, 2nd round (29th overall) by Chicago

	G	GS	MIN	FG	FGA	PCT	FT	FTA	PCT	OFF	DEF	TOT	A	PF	D	ST	TO	BS	PTS	AVG
1999-00	32	8	916	149	340	.438	74	110	.673	38	105	143	141	61	0	33	71	9	398	12.4
2000-01	48	5	979	151	330	.458	52	88	.591	47	115	162	93	62	0	35	60	6	386	8.0
<b>TOTALS</b>	<b>80</b>	<b>13</b>	<b>1895</b>	<b>300</b>	<b>670</b>	<b>.448</b>	<b>126</b>	<b>198</b>	<b>.636</b>	<b>85</b>	<b>220</b>	<b>305</b>	<b>234</b>	<b>123</b>	<b>0</b>	<b>68</b>	<b>131</b>	<b>15</b>	<b>784</b>	<b>9.8</b>

3-PT FG: 1999-00, 26-90 (.289); 2000-01, 32-78 (.410)

## PLAYOFFS

	G	GS	MIN	FG	FGA	PCT	FT	FTA	PCT	OFF	DEF	TOT	A	PF	D	ST	TO	BS	PTS	AVG
1999-00	10	0	257	36	93	.387	10	17	.588	7	30	37	17	26	0	10	15	3	93	9.3
3-PT FG: 1999-00, 11-34 (.324)																				

## LAMPLEY, JIM

Arkansas Little Rock

#11

HT: 6-11

WT: 230

Birthdate: July 2, 1960

Drafted: 1983, 5th round (102nd overall pick) by Dallas

	G	GS	MIN	FG	FGA	PCT	FT	FTA	PCT	OFF	DEF	TOT	A	PF	D	ST	TO	BS	PTS	AVG
1986-87	1	0	16	1	3	.333	1	2	.500	1	4	5	0	0	0	1	1	0	3	3.0

## LANDRY, CARL

Purdue

#7

HT: 6-9

WT: 248

Birthdate: September 19, 1983

Drafted: 2007, 2nd round (31st overall) by Seattle

	G	GS	MIN	FG	FGA	PCT	FT	FTA	PCT	OFF	DEF	TOT	A	PF	D	ST	TO	BS	PTS	AVG
2015-16	36	12	569	139	250	.556	67	91	.736	49	97	146	32	69	0	12	22	9	351	9.8
3-PT FG: 2015-16, 16-13 (.462)																				

## LANG, ANDREW

Arkansas

#28

HT: 6-11

WT: 250

Birthdate: June 28, 1966

Drafted: 1988, 2nd round (28th overall) by Phoenix

	G	GS	MIN	FG	FGA	PCT	FT	FTA	PCT	OFF	DEF	TOT	A	PF	D	ST	TO	BS	PTS	AVG
1992-93	73	59	1861	149	351	.425	87	114	.763	136	300	436	79	261	4	46	89	141	386	5.3
3-PT FG: 1992-93, 1-5 (.200)																				

## LANG, ANTONIO

Duke

#41

HT: 6-8

WT: 230

Birthdate: May 15, 1972

Drafted: 1994, 2nd round (29th overall) by Phoenix

	G	GS	MIN	FG	FGA	PCT	FT	FTA	PCT	OFF	DEF	TOT	A	PF	D	ST	TO	BS	PTS	AVG
1999-00	3	0	6	1	11.000	0	1	11.000	0	0	0	0	1	1	0	0	0	0	3	1.0





# ALL-TIME ROSTER

## LAVOY, BOB

Western Kentucky

HT: 6-7

HT: 185

Birthdate: June 29, 1926

Drafted: N/A

	G	GS	MIN	FG	FGA	PCT	FT	FTA	PCT	OFF	DEF	TOT	A	PF	D	ST	TO	BS	PTS	AVG
1953-54*	68	—	1277	135	356	.379	94	129	.729	—	—	317	78	215	2	—	—	—	364	5.4

## PLAYOFFS

	G	GS	MIN	FG	FGA	PCT	FT	FTA	PCT	OFF	DEF	TOT	A	PF	D	ST	TO	BS	PTS	AVG
1953-54	13	—	358	37	95	.389	44	55	.800	—	—	85	20	50	0	—	—	—	118	9.1

## LEAKS, MANNY

Niagara

#26

HT: 6-8

WT: 230

Birthdate: Nov. 27, 1945

Drafted: 1968, 2nd round (20th overall) by Detroit

	G	GS	MIN	FG	FGA	PCT	FT	FTA	PCT	OFF	DEF	TOT	A	PF	D	ST	TO	BS	PTS	AVG
1972-73	82	63	2530	377	933	.404	144	200	.720	—	—	677	95	191	5	—	—	—	898	11.0

## LECKNER, ERIC

Wyoming

#45

HT: 6-11

WT: 265

Birthdate: May 27, 1966

Drafted: 1988, 1st round (17th overall) by Utah

	G	GS	MIN	FG	FGA	PCT	FT	FTA	PCT	OFF	DEF	TOT	A	PF	D	ST	TO	BS	PTS	AVG
1993-94	71	36	1163	139	286	.486	87	138	.646	75	207	282	86	190	2	18	86	34	362	5.1
3-PT. FG: 1993-94, 0-2 (.000)																				

## LEE, CLYDE

Vanderbilt

#34

HT: 6-10

WT: 215

Birthdate: Mar. 14, 1944

Drafted: 1966, 1st round (3rd overall) by San Francisco

	G	GS	MIN	FG	FGA	PCT	FT	FTA	PCT	OFF	DEF	TOT	A	PF	D	ST	TO	BS	PTS	AVG
1974-75	71	35	2279	164	391	.419	87	138	.630	264	423	687	97	260	9	29	—	16	415	5.8
1975-76	79	0	1421	123	282	.436	63	95	.663	164	289	453	59	188	0	23	—	27	309	3.9
TOTALS	150	35	3700	287	673	.426	150	233	.644	428	712	1140	156	448	9	52	—	43	724	4.8

## PLAYOFFS

	G	GS	MIN	FG	FGA	PCT	FT	FTA	PCT	OFF	DEF	TOT	A	PF	D	ST	TO	BS	PTS	AVG
1975-76	3	—	53	4	6	.667	6	7	.857	4	12	16	6	11	0	6	—	9	17	5.7

## LEE, MALCOLM

UCLA

#11

HT: 6-3

WT: 200

Birthdate: May 22, 1990

Drafted: 2011, 2nd round (43rd overall) by Chicago

	G	GS	MIN	FG	FGA	PCT	FT	FTA	PCT	OFF	DEF	TOT	A	PF	D	ST	TO	BS	PTS	AVG
2014-15	1	0	2	0	1	.000	0	0	---	0	0	0	0	0	0	0	0	0	0	0.0

## LEVANE, FUZZY

St. John's (N.Y.)

HT: 6-2

WT: 190

Birthdate: April 11, 1920

Drafted: N/A

	G	GS	MIN	FG	FGA	PCT	FT	FTA	PCT	OFF	DEF	TOT	A	PF	D	ST	TO	BS	PTS	AVG
1949-50	60	—	—	139	418	.333	54	85	.635	—	—	—	156	106	—	—	—	—	332	5.5

## PLAYOFFS

	G	GS	MIN	FG	FGA	PCT	FT	FTA	PCT	OFF	DEF	TOT	A	PF	D	ST	TO	BS	PTS	AVG
1949-50	9	—	—	13	37	.351	5	51.000	—	—	—	—	13	11	—	—	—	—	31	3.4

## LLOYD, EARL

West Virginia State

#11

HT: 6-6

WT: 220

Birthdate: April 3, 1928

Drafted: N/A

	G	GS	MIN	FG	FGA	PCT	FT	FTA	PCT	OFF	DEF	TOT	A	PF	D	ST	TO	BS	PTS	AVG
1952-53	64	—	1806	156	453	.344	160	231	.693	—	—	444	64	241	6	—	—	—	472	7.4
1953-54	72	—	2206	249	666	.374	156	209	.746	—	—	529	115	303	12	—	—	—	654	9.1
1954-55	72	—	2212	286	784	.365	159	212	.750	—	—	553	151	283	4	—	—	—	731	10.2
1955-56	72	—	1837	213	636	.335	186	241	.772	—	—	492	116	267	6	—	—	—	612	8.5
1956-57	72	—	1965	256	687	.373	134	179	.749	—	—	435	114	282	10	—	—	—	646	9.0
1957-58	61	—	1045	119	359	.331	79	106	.745	—	—	287	60	179	3	—	—	—	317	5.2
TOTALS	413	—	11071	1279	3585	.357	874	1178	.742	—	—	2740	620	1555	41	—	—	—	3432	8.3

## PLAYOFFS

	G	GS	MIN	FG	FGA	PCT	FT	FTA	PCT	OFF	DEF	TOT	A	PF	D	ST	TO	BS	PTS	AVG
1952-53	2	—	73	4	17	.235	7	10	.700	—	—	9	5	10	0	—	—	—	15	7.5
1953-54	10	—	260	25	73	.342	17	26	.654	—	—	57	20	34	0	—	—	—	67	6.7
1954-55	11	—	355	44	122	.361	39	52	.750	—	—	89	35	41	0	—	—	—	127	11.5
1955-56	8	—	172	26	81	.321	13	14	.929	—	—	43	7	37	1	—	—	—	65	8.1
1956-57	5	—	83	12	30	.400	7	11	.636	—	—	21	5	18	0	—	—	—	31	6.2
1957-58	3	—	32	5	14	.357	0	0	---	—	—	8	0	8	0	—	—	—	10	3.3
TOTALS	39	—	975	116	337	.344	83	113	.735	—	—	227	72	148	1	—	—	—	315	8.1

## LLOYD, LEWIS

Drake

#30

HT: 6-6

WT: 205

Birthdate: Feb. 22, 1959

Drafted: 1981, 4th round (76th overall) by Golden State

	G	GS	MIN	FG	FGA	PCT	FT	FTA	PCT	OFF	DEF	TOT	A	PF	D	ST	TO	BS	PTS	AVG
1989-90	2	0	10	1	2	.500	0	0	---	0	0	0	0	3	0	0	4	0	2	1.0



# ALL-TIME ROSTER

## LOCHMUELLER, BOB

Louisville

HT: 6-6

WT: 185

Birthdate: June 5, 1927

Drafted: N/A

	G	GS	MIN	FG	FGA	PCT	FT	FTA	PCT	OFF	DEF	TOT	A	PF	D	ST	TO	BS	PTS	AVG
1952-53	62	—	802	79	245	.322	74	122	.607	—	—	162	47	143	1	—	—	—	232	3.7

## PLAYOFFS

	G	GS	MIN	FG	FGA	PCT	FT	FTA	PCT	OFF	DEF	TOT	A	PF	D	ST	TO	BS	PTS	AVG
1952-53	2	—	21	2	10	.200	1	4	.250	—	—	5	2	12	2	—	—	—	5	2.5

## LOFGAN, ED

Grant Tech; San Francisco

HT: 6-5

WT: 200

Birthdate: Nov. 18, 1928

Drafted: N/A

	G	GS	MIN	FG	FGA	PCT	FT	FTA	PCT	OFF	DEF	TOT	A	PF	D	ST	TO	BS	PTS	AVG
1950-51*	61	—	—	79	270	.293	79	127	.622	—	—	157	36	132	4	—	—	—	237	3.9

## LONG, ART

Cincinnati

#35

HT: 6-9

WT: 250

Birthdate: Oct. 1, 1972

Drafted: Undrafted

	G	GS	MIN	FG	FGA	PCT	FT	FTA	PCT	OFF	DEF	TOT	A	PF	D	ST	TO	BS	PTS	AVG
2002-03	19	0	131	19	50	.380	1	5	.200	13	27	40	2	22	0	2	9	8	40	2.1
3 PT. FG: 2002-03, 1-1 (.1000)																				

## LONG, SHAWN

Louisiana at Lafayette

#36

HT: 6-9

WT: 255

Birthdate: Jan. 29, 1993

Drafted: Undrafted

	G	GS	MIN	FG	FGA	PCT	FT	FTA	PCT	OFF	DEF	TOT	A	PF	D	ST	TO	BS	PTS	AVG
2016-17	18	0	234	61	109	.560	19	35	.543	41	44	85	13	49	0	9	13	9	148	8.2
3 PT. FG: 2016-17, 7-19 (.368)																				

## LOUGHERY, KEVIN

St. John's '62

#22

HT: 6-3

WT: 190

Birthdate: Mar. 28, 1940

Drafted: 1962, 2nd round (11th overall) by Detroit

	G	GS	MIN	FG	FGA	PCT	FT	FTA	PCT	OFF	DEF	TOT	A	PF	D	ST	TO	BS	PTS	AVG
1971-72	74	29	1829	337	792	.426	258	312	.827	—	—	178	188	208	3	—	—	—	932	12.6
1972-73	32	21	955	169	427	.396	107	130	.823	—	—	113	148	104	0	—	—	—	445	13.9
TOTALS	106	50	2784	506	1219	.415	365	442	.826	—	—	291	336	312	3	—	—	—	1377	13.0

## LUWAWU-CABARROT, TIMOTHE

France

#20, #7

HT: 6-6

WT: 205

Birthdate: May 9, 1995

Drafted: 2016, 1st round (24th overall) by Philadelphia

	G	GS	MIN	FG	FGA	PCT	FT	FTA	PCT	OFF	DEF	TOT	A	PF	D	ST	TO	BS	PTS	AVG
2016-17	69	19	1190	145	361	.402	105	123	.854	25	124	149	75	154	1	32	73	10	445	6.4
2017-18	52	7	807	100	267	.375	46	58	.793	14	58	72	54	97	0	12	38	5	299	5.8
TOTALS	121	26	1997	245	628	.39	151	181	.834	39	182	221	129	251	1	44	111	15	744	6.1
3 PT. FG: 2016-17, 50-161 (.311); 2017-18, 53-158 (.335); TOTALS, 103-319 (.323)																				

## LYNCH, GEORGE

North Carolina

#9

HT: 6-8

WT: 230

Birthdate: Sept. 3, 1970

Drafted: 1993, 1st round (12th overall) by LA Lakers

	G	GS	MIN	FG	FGA	PCT	FT	FTA	PCT	OFF	DEF	TOT	A	PF	D	ST	TO	BS	PTS	AVG
1998-99	43	43	1315	147	349	.421	53	84	.631	110	169	279	76	142	2	85	79	22	356	8.3
1999-00	75	75	2416	297	644	.461	113	183	.617	216	366	582	136	231	2	119	120	38	722	9.6
2000-01	82	80	2649	274	616	.445	123	171	.719	200	390	590	139	222	2	99	109	30	686	8.4
TOTALS	200	198	6380	718	1609	.446	289	438	.660	526	925	1451	351	595	6	303	308	90	1764	8.8
3-PT. FG: 1998-99, 9-23 (.391); 1999-00, 15-36 (.417); 2000-01, 15-57 (.263); TOTALS, 39-116 (.336)																				

## PLAYOFFS

	G	GS	MIN	FG	FGA	PCT	FT	FTA	PCT	OFF	DEF	TOT	A	PF	D	ST	TO	BS	PTS	AVG
1998-99	8	6	249	29	65	.446	12	17	.706	28	25	53	16	30	1	18	13	2	72	9.0
1999-00	10	10	293	22	65	.338	14	18	.778	26	45	71	14	33	1	9	8	5	59	5.9
2000-01	10	8	222	24	0	.480	9	14	.643	20	31	51	12	30	0	13	13	2	57	5.7
TOTALS	40	24	915	92	216	.426	48	59	.814	87	121	208	50	119	2	48	45	9	236	5.9
3-PT. FG: 1998-99, 2-6 (.333); 1999-00, 1-7 (.143); 2000-01, 0-1 (.000); TOTALS, 3-14 (.214)																				

## MacCULLOCH, TODD

Washington

#50

HT: 7-0

WT: 280

Birthdate: Jan. 27, 1976

Drafted: 1999, 2nd round (47th overall) by 76ers

	G	GS	MIN	FG	FGA	PCT	FT	FTA	PCT	OFF	DEF	TOT	A	PF	D	ST	TO	BS	PTS	AVG
1999-00	56	6	528	89	161	.553	28	54	.519	48	98	146	13	94	0	11	26	37	206	3.7
2000-01	63	3	597	109	185	.589	42	66	.636	69	99	168	10	96	0	7	27	19	260	4.1
2002-03	42	35	812	123	238	.517	53	79	.671	66	130	196	20	107	0	19	32	35	299	7.1
2003-04	INJURED LIST - FOOT NEUROPATHY																			
TOTALS	161	44	1937	321	584	.550	123	199	.618	183	327	510	43	297	0	37	85	91	765	4.8
3-PT. FG: 1999-00, 2-4 (.500); 2000-01, 0-0 (---); 2002-03, 0-0 (---); TOTALS, 2-4 (.500)																				

## PLAYOFFS

	G	GS	MIN	FG	FGA	PCT	FT	FTA	PCT	OFF	DEF	TOT	A	PF	D	ST	TO	BS	PTS	AVG
1999-00	5	0	24	2	3	.667	4	6	.667	3	6	9	0	2	0	0	0	0	8	1.6
2000-01	18	0	109	24	38	.632	8	10	.800	17	12	29	4	14	0	0	4	3	56	3.1
TOTALS	23	0	133	26	41	.634	12	16	.750	20	18	38	4	16	0	0	4	3	64	2.8





# ALL-TIME ROSTER

3-PT. FG: 1999-00, 0-2 (.000); 2000-01, 0-0 (---); TOTALS, 0-2 (.000)

MACK, SHELVIN			Butler			#14			HT: 6-3			WT: 215								
			Birthdate: Apr. 22 1989			Drafted: 2011, 2nd round (34th overall) by Washington														
	G	GS	MIN	FG	FGA	PCT	FT	FTA	PCT	OFF	DEF	TOT	A	PF	D	ST	TO	BS	PTS	AVG
2012-13	4	0	7	1	2	.500	0	0	---	0	0	0	1	1	0	0	2	0	2	0.5
3-PT. FG: 2012-13, 0-1, (.000)																				

MACKNOWSKI, JOHNNY			Seton Hall										HT: 6-1			WT: 185				
			Birthdate: Jan. 7, 1923						Drafted: N/A											
	G	GS	MIN	FG	FGA	PCT	FT	FTA	PCT	OFF	DEF	TOT	A	PF	D	ST	TO	BS	PTS	AVG
1949-50	59	—	—	154	463	.333	131	178	.736	—	—	—	65	128	—	—	—	—	439	7.4
1950-51	58	—	—	131	435	.301	122	170	.718	—	—	110	69	134	3	—	—	—	384	6.6
TOTALS	117	—	—	285	898	.317	253	348	.727	—	—	110	134	262	3	—	—	—	823	7.0

PLAYOFFS																				
	G	GS	MIN	FG	FGA	PCT	FT	FTA	PCT	OFF	DEF	TOT	A	PF	D	ST	TO	BS	PTS	AVG
1949-50	11	—	—	39	100	.390	39	51	.765	—	—	—	21	18	—	—	—	—	117	10.6
1950-51	2	—	—	6	13	.462	1	3	.333	—	—	7	4	5	0	—	—	—	13	6.5
TOTALS	13	—	—	45	113	.398	40	54	.741	—	—	7	25	23	0	—	—	—	130	10.0

MacLEAN, DON			UCLA			#25			HT: 6-10			WT: 235								
			Birthdate: Jan. 16, 1970			Drafted: 1992, 1st round (19th overall) by Detroit														
	G	GS	MIN	FG	FGA	PCT	FT	FTA	PCT	OFF	DEF	TOT	A	PF	D	ST	TO	BS	PTS	AVG
1996-97	37	2	733	163	365	.447	64	97	.660	41	99	140	37	71	0	12	47	10	402	10.9
3-PT. FG: 1996-97, 12-38 (.316)																				

MAHORN, RICK			Hampton			#44 & #4			HT: 6-10			WT: 260								
			Birthdate: Sept. 21, 1958			Drafted: 1980, 2nd round (35th overall) by Washington														
	G	GS	MIN	FG	FGA	PCT	FT	FTA	PCT	OFF	DEF	TOT	A	PF	D	ST	TO	BS	PTS	AVG
1989-90	75	66	2271	313	630	.497	183	256	.715	167	401	568	98	251	2	44	104	103	811	10.8
1990-91	80	74	2439	261	559	.467	189	240	.788	151	470	621	118	276	6	79	127	56	711	8.9
1998-99	16	0	127	5	18	.278	3	8	.375	7	16	23	2	22	0	5	6	1	13	0.8
TOTALS	171	140	4837	579	1207	.479	375	504	.744	325	887	1212	218	549	8	128	237	160	1535	8.9
3-PT. FG: 1989-90, 2-9 (.222); 1990-91, 0-9 (.000); 1998-99, 0-0 (---); TOTALS, 2-18 (.111)																				

PLAYOFFS																				
	G	GS	MIN	FG	FGA	PCT	FT	FTA	PCT	OFF	DEF	TOT	A	PF	D	ST	TO	BS	PTS	AVG
1989-90	10	10	342	37	86	.430	20	26	.769	18	52	70	10	41	1	7	13	8	94	9.4
1990-91	8	8	208	20	36	.556	11	14	.786	7	35	42	14	25	0	2	8	4	51	6.4
1998-99	5	0	29	2	6	.333	1	2	.500	2	6	8	1	6	0	1	1	0	5	1.0
TOTALS	23	18	579	59	128	.461	32	42	.762	27	93	120	25	72	1	10	22	12	150	6.5
3-PT. FG: 1989-90, 0-1 (.000)																				

MALONE, JEFF			Mississippi State				#25				HT: 6-4				WT: 205					
			Birthdate: June 28, 1961				Drafted: 1983, 1st round (10th overall) by Washington													
	G	GS	MIN	FG	FGA	PCT	FT	FTA	PCT	OFF	DEF	TOT	A	PF	D	ST	TO	BS	PTS	AVG
1993-94	27	23	903	187	389	.481	76	94	.809	23	61	84	59	46	0	14	28	0	454	16.8
1994-95	19	19	660	144	284	.507	51	59	.864	11	44	55	29	35	0	15	29	0	350	18.4
1995-96	25	3	407	63	160	.394	24	26	.923	8	24	32	19	19	0	13	19	0	155	6.2
TOTALS	61	45	1970	394	833	.473	151	179	.844	42	129	171	107	100	0	42	76	0	959	15.7
3-PT. FG: 1993-94, 4-6 (.667); 1994-95, 11-28 (.393); 1995-96, 5-16 (.313); TOTALS, 20-50 (.400)																				

MALONE, MOSES				Petersburg H.S. (VA)				#2		HT: 6-10				WT: 255						
				Birthdate: Mar 23, 1955				Drafted: 1976, by Portland in ABA Dispersal (5th pick)												
	G	GS	MIN	FG	FGA	PCT	FT	FTA	PCT	OFF	DEF	TOT	A	PF	D	ST	TO	BS	PTS	AVG
1982-83	78	78	2922	654	1305	.501	600	788	.761	445	749	1194	101	206	0	89	264	157	1908	24.5
1983-84	71	71	2613	532	1101	.483	545	727	.750	352	598	950	96	188	0	71	250	110	1609	22.7
1984-85	79	79	2957	602	1284	.469	737	904	.815	385	646	1031	130	216	0	67	286	123	1941	24.6
1985-86	74	74	2706	571	1246	.458	617	784	.787	339	533	872	90	194	0	67	261	71	1759	23.8
1993-94	55	0	618	102	232	.440	90	117	.769	106	120	226	34	52	0	11	59	17	294	5.3
TOTALS	357	302	11816	2461	5168	.476	2589	3320	.780	1627	2646	4273	451	856	0	305	1120	478	7511	21.0
3-PT. FG: 1982-83, 0-1 (.000); 1983-84, 0-4 (.000); 1984-85, 0-2 (.000); 1985-86, 0-1 (.000); 1993-94, 0-1 (.000); TOTALS, 0-9 (.000)																				

PLAYOFFS																				
	G	GS	MIN	FG	FGA	PCT	FT	FTA	PCT	OFF	DEF	TOT	A	PF	D	ST	TO	BS	PTS	AVG
1982-83	13	13	524	126	235	.536	86	120	.717	70	136	206	20	40	0	1	40	25	338	26.0
1983-84	5	5	212	38	83	.458	31	32	.969	20	49	69	7	15	0	3	21	11	107	21.4
1984-85	13	13	505	90	212	.425	82	103	.796	36	102	138	24	39	0	17	23	22	262	20.2
TOTALS	31	31	1241	254	530	.479	199	255	.780	126	287	413	51	94	0	21	84	58	707	22.8

ALL-STAR GAME																				
	G	GS	MIN	FG	FGA	PCT	FT	FTA	PCT	OFF	DEF	TOT	A	PF	D	ST	TO	BS	PTS	AVG
1983	1	1	24	3	8	.375	4	6	.667	2	6	8	3	1	0	0	1	1	10	—
1984	SELECTED BUT DNP DUE TO INJURY																			



# ALL-TIME ROSTER

1985	1	1	33	2	10	.200	3	6	.500	5	7	12	1	4	0	0	3	0	7	—
1986	1	1	34	5	12	.417	6	9	.667	5	8	13	0	4	0	1	1	0	16	—
TOTALS	3	3	91	10	30	.333	13	21	.619	12	21	33	4	9	0	1	5	1	33	11.0

MARJANOVIC, BOBAN				Serbia				#51				HT: 7-3				WT: 290				
				Birthdate: August 15, 1988				Drafted: N/A												
	G	GS	MIN	FG	FGA	PCT	FT	FTA	PCT	OFF	DEF	TOT	A	PF	D	ST	TO	BS	PTS	AVG
2018-19	22	3	305	75	120	.625	26	36	.722	32	81	113	32	33	0	5	22	10	180	8.1
TOTALS	22	3	305	75	120	.625	26	36	.722	32	81	113	32	33	0	5	22	10	180	8.1
3-PT. FG: 2018-19, 4-8 (.500)																				

## PLAYOFFS

	G	GS	MIN	FG	FGA	PCT	FT	FTA	PCT	OFF	DEF	TOT	A	PF	D	ST	TO	BS	PTS	AVG
2018-19	11	0	105	24	40	.600	16	19	.842	13	23	36	11	18	0	2	14	3	64	5.8
TOTALS	11	0	105	24	40	.600	16	19	.842	13	23	36	11	18	0	2	14	3	64	5.8
3-PT. FG: 2018-19, 0-3 (.000)																				

MARSHALL, DONYELL				Connecticut				#8				HT: 6-9				WT: 230				
				Birthdate: May 18, 1973				Drafted: 1994, 1st round (4th overall) by Minnesota												
	G	GS	MIN	FG	FGA	PCT	FT	FTA	PCT	OFF	DEF	TOT	A	PF	D	ST	TO	BS	PTS	AVG
2008-09	25	0	189	33	73	.452	3	6	.500	6	34	40	15	24	0	4	6	5	94	3.8
3-PT. FG: 2008-09, 25-55 (.455)																				

## PLAYOFFS

	G	GS	MIN	FG	FGA	PCT	FT	FTA	PCT	OFF	DEF	TOT	A	PF	D	ST	TO	BS	PTS	AVG
2008-09	6	0	50	6	16	.375	0	0	—	0	7	7	0	9	0	1	2	1	16	2.7
3-PT. FG: 2008-09, 4-11 (.364)																				

MARSHALL, KENDALL				North Carolina				#5				HT: 6-4				WT: 200				
				Birthdate: Aug. 19, 1991				Drafted: 2012, 1st round (13th overall) by Phoenix												
	G	GS	MIN	FG	FGA	PCT	FT	FTA	PCT	OFF	DEF	TOT	A	PF	D	ST	TO	BS	PTS	AVG
2015-16	30	6	400	43	118	.364	9	13	.692	2	26	28	73	30	0	16	43	2	111	3.7
3-PT. FG: 2015-16, 16-49 (.327)																				

MASINO, AL			Canisius									HT: 5-11			WT: 175					
			Birthdate: Feb. 5, 1928						Drafted: N/A											
	G	GS	MIN	FG	FGA	PCT	FT	FTA	PCT	OFF	DEF	TOT	A	PF	D	ST	TO	BS	PTS	AVG
1953-54*	27	—	181	26	62	.419	30	49	.612	—	—	28	22	44	0	—	—	—	82	3.0

## PLAYOFFS

	G	GS	MIN	FG	FGA	PCT	FT	FTA	PCT	OFF	DEF	TOT	A	PF	D	ST	TO	BS	PTS	AVG
1953-54	13	—	96	7	20	.350	7	15	.467	—	—	6	7	23	0	—	—	—	21	1.6

MASSENBURG, TONY				Maryland				#30				HT: 6-9				WT: 245				
				Birthdate: July 31, 1967				Drafted: 1990, 2nd round (43rd overall) by San Antonio												
	G	GS	MIN	FG	FGA	PCT	FT	FTA	PCT	OFF	DEF	TOT	A	PF	D	ST	TO	BS	PTS	AVG
1995-96	30	8	804	114	236	.483	68	92	.739	75	111	186	12	73	0	15	38	11	296	9.9
3-PT. FG: 1995-96, 0-3 (.000)																				

MATTHEWS, WES				Wisconsin			#1			HT: 6-1			WT: 170							
				Birthdate: Aug. 24, 1959			Drafted: 1980, 1st round (14th overall) by Washington													
	G	GS	MIN	FG	FGA	PCT	FT	FTA	PCT	OFF	DEF	TOT	A	PF	D	ST	TO	BS	PTS	AVG
1983-84	14	5	292	45	101	.446	9	14	.643	6	17	23	62	32	0	11	30	2	100	7.1
3-PT. FG: 1983-84, 1-7 (.143)																				

## PLAYOFFS

	G	GS	MIN	FG	FGA	PCT	FT	FTA	PCT	OFF	DEF	TOT	A	PF	D	ST	TO	BS	PTS	AVG
1983-84	4	—	23	4	8	.500	1	2	.500	0	0	0	4	4	0	1	4	0	10	2.5

MAXWELL, VERNON				Florida				#11				HT: 6-4				WT: 190				
				Birthdate: Sept. 12, 1965				Drafted: 1988, 2nd round (47th overall) by Denver												
	G	GS	MIN	FG	FGA	PCT	FT	FTA	PCT	OFF	DEF	TOT	A	PF	D	ST	TO	BS	PTS	AVG
1995-96	75	57	2467	410	1052	.390	251	332	.756	39	190	229	330	182	1	96	215	12	1217	16.2
2000-01	24	6	375	42	125	.336	15	22	.682	3	34	37	29	33	0	12	18	0	120	5.0
TOTALS	99	63	2842	452	1177	.384	266	354	.751	42	224	266	359	215	1	108	233	12	1337	13.5
3-PT. FG: 1995-96, 146-460 (.317); 2000-01, 21-64 (.328); TOTALS, 167-524 (.319)																				

MAY, DON			Dayton							#34		HT: 6-4		WT: 220						
			Birthdate: Jan. 3, 1946							Drafted: 1968, 3rd round (30th overall) by New York										
	G	GS	MIN	FG	FGA	PCT	FT	FTA	PCT	OFF	DEF	TOT	A	PF	D	ST	TO	BS	PTS	AVG
1972-73	26	0	602	128	290	.441	53	62	.855	—	—	143	43	80	1	—	—	—	309	11.9
1973-74	56	5	812	152	367	.414	89	102	.873	25	111	136	63	137	0	25	—	8	393	7.0
TOTALS	82	5	1414	280	657	.426	142	164	.866	25	111	279	106	217	1	25	—	8	702	8.6





# ALL-TIME ROSTER

## MAYES, THARON

Florida State

#25

HT: 6-3

WT: 175

Birthdate: Sept. 9, 1968

Drafted: Undrafted

	G	GS	MIN	FG	FGA	PCT	FT	FTA	PCT	OFF	DEF	TOT	A	PF	D	ST	TO	BS	PTS	AVG
1991-92	21	0	215	28	94	.298	20	30	.667	3	12	15	32	32	0	14	28	1	90	4.3
3-PT. FG: 1991-92, 14-39 (.339)																				

## MAYNOR, ERIC

Virginia Commonwealth

#11

HT: 6-3

WT: 175

Birthdate: June 11, 1987

Drafted: 2009, 1st round (20th overall) by Utah

	G	GS	MIN	FG	FGA	PCT	FT	FTA	PCT	OFF	DEF	TOT	A	PF	D	ST	TO	BS	PTS	AVG
2013-14	8	0	112	11	29	.379	4	8	.500	2	13	15	12	4	0	4	12	2	30	3.8
3-PT. FG: 2013-14, 4-12 (.333)																				

## MBAH A MOUTE, LUC

UCLA

#12

HT: 6-8

WT: 230

Birthdate: Sep. 9, 1986

Drafted: 2008, 2nd round (37th overall) by Milwaukee

	G	GS	MIN	FG	FGA	PCT	FT	FTA	PCT	OFF	DEF	TOT	A	PF	D	ST	TO	BS	PTS	AVG
2014-15	67	61	1916	251	636	.395	96	163	.589	82	246	328	106	104	0	81	99	21	660	9.9
3-PT. FG: 2014-15, 62-202 (.307)																				

## McADOO, BOB

North Carolina

#11

HT: 6-9

WT: 210

Birthdate: Sept. 25, 1951

Drafted: 1972, 1st round (2nd overall) by Buffalo

	G	GS	MIN	FG	FGA	PCT	FT	FTA	PCT	OFF	DEF	TOT	A	PF	D	ST	TO	BS	PTS	AVG
1985-86	29	0	609	116	251	.462	62	81	.765	25	78	103	35	64	0	10	49	18	294	10.1

## PLAYOFFS

	G	GS	MIN	FG	FGA	PCT	FT	FTA	PCT	OFF	DEF	TOT	A	PF	D	ST	TO	BS	PTS	AVG
1985-86	5	—	73	20	36	.556	14	16	.875	8	6	14	2	13	0	4	2	5	54	10.8

## McADOO, JAMES MICHAEL

North Carolina

#14

HT: 6-9

WT: 230

Birthdate: Jan. 4, 1993

Drafted: Undrafted

	G	GS	MIN	FG	FGA	PCT	FT	FTA	PCT	OFF	DEF	TOT	A	PF	D	ST	TO	BS	PTS	AVG
2017-18	3	0	18	2	7	.286	2	2	1.000	0	2	2	0	1	0	0	1	1	8	2.7
3-PT. FG: 2017-18, 2-7 (.286)																				

## McCASKILL, AMAL

Marquette

#00

HT: 6-11

WT: 235

Birthdate: Oct. 28, 1973

Drafted: 1996, 2nd round (49th overall) by Orlando

	G	GS	MIN	FG	FGA	PCT	FT	FTA	PCT	OFF	DEF	TOT	A	PF	D	ST	TO	BS	PTS	AVG
2003-04	59	3	636	47	117	.402	19	27	.704	48	85	113	20	89	0	12	25	20	113	1.9
3-PT. FG: 2003-04, 0-1 (.000)																				

## McCLAIN, TED

Tennessee State

#12

HT: 6-2

WT: 190

Birthdate: Aug. 30, 1947

Entered NBA with N.J. Nets From ABA 1976

	G	GS	MIN	FG	FGA	PCT	FT	FTA	PCT	OFF	DEF	TOT	A	PF	D	ST	TO	BS	PTS	AVG
1977-78	29	0	293	42	96	.438	7	10	.700	9	28	37	34	36	0	16	22	4	91	3.1

## PLAYOFFS

	G	GS	MIN	FG	FGA	PCT	FT	FTA	PCT	OFF	DEF	TOT	A	PF	D	ST	TO	BS	PTS	AVG
1977-78	5	0	31	3	10	.300	0	0	---	2	4	6	10	4	0	5	5	0	6	1.2

## McCONNELL, T.J.

Arizona

#12

HT: 6-2

WT: 200

Birthdate: Mar. 25, 1992

Drafted: Undrafted

	G	GS	MIN	FG	FGA	PCT	FT	FTA	PCT	OFF	DEF	TOT	A	PF	D	ST	TO	BS	PTS	AVG
2015-16	81	17	1606	218	464	.470	26	41	.634	43	207	250	367	114	0	95	140	10	493	6.1
2016-17	81	51	2133	236	512	.461	73	90	.811	39	212	251	534	139	0	134	159	10	556	6.1
2017-18	76	1	1706	210	421	.499	31	39	.795	37	189	226	303	122	0	92	112	13	478	6.3
2018-19	76	3	1470	220	419	.525	29	37	.784	28	146	174	258	105	0	79	91	17	483	6.4
TOTALS	314	72	6915	884	1816	.487	159	207	.768	147	754	901	1462	480	0	400	502	50	2010	6.4
3-PT. FG: 2015-16, 31-89 (.348); 2016-17, 11-55 (.200); 2017-18, 27-62 (.435); 2018-19, 14-42 (.333); TOTALS, 83-248 (.335)																				

## PLAYOFFS

	G	GS	MIN	FG	FGA	PCT	FT	FTA	PCT	OFF	DEF	TOT	A	PF	D	ST	TO	BS	PTS	AVG
2017-18	10	2	155	25	36	.694	3	5	.600	6	20	26	23	13	0	6	6	0	55	5.5
2018-19	9	0	75	12	27	.444	0	0	0	1	5	6	11	4	0	2	1	1	24	2.6
TOTALS	19	2	230	37	63	.587	3	5	.600	7	25	32	34	17	0	8	7	1	79	4.2
3-PT. FG: 2017-18, 2-3 (.667); 2018-19, 0-0 (.000); TOTALS, 2-3 (.667)																				

## McCORMICK, TIM

Michigan

#40

HT: 6-11

WT: 240

Birthdate: Mar. 10, 1962

Drafted: 1984, 1st round (12th overall) by Cleveland

	G	GS	MIN	FG	FGA	PCT	FT	FTA	PCT	OFF	DEF	TOT	A	PF	D	ST	TO	BS	PTS	AVG
1986-87	81	79	2817	391	718	.545	251	349	.719	180	431	611	114	270	4	36	153	64	1033	12.8
1987-88	23	17	601	71	138	.514	37	53	.698	49	95	144	26	75	1	14	35	8	179	7.8
TOTALS	104	96	3418	462	856	.540	288	402	.716	229	526	755	140	345	5	50	188	72	1212	11.7



# ALL-TIME ROSTER

## PLAYOFFS

	G	GS	MIN	FG	FGA	PCT	FT	FTA	PCT	OFF	DEF	TOT	A	PF	D	ST	TO	BS	PTS	AVG
1986-87	5	—	121	12	24	.500	4	4	1.000	7	24	31	6	19	0	1	7	2	28	5.6

### McDANIELS, K.J.

Clemson

#14

HT: 6-6

WT: 200

Birthdate: Feb. 9, 1993

Drafted: 2014, 2nd round (32nd overall) by Philadelphia

	G	GS	MIN	FG	FGA	PCT	FT	FTA	PCT	OFF	DEF	TOT	A	PF	D	ST	TO	BS	PTS	AVG
2014-15	52	15	1319	167	419	.399	99	131	.756	64	131	195	70	121	0	44	104	68	476	9.2
3-PT. FG: 2014-15, 43-147 (.293)																				

### McGEE, JaVALE

Nevada

#1

HT: 7-0

WT: 237

Birthdate: Jan. 19, 1988

Drafted: 2008, 1st round (18th overall) by Washington

	G	GS	MIN	FG	FGA	PCT	FT	FTA	PCT	OFF	DEF	TOT	A	PF	D	ST	TO	BS	PTS	AVG
2014-15	6	0	61	8	18	.444	2	4	.500	4	9	13	2	2	0	0	5	1	18	3.0

### McFARLIN, IVAN

Oklahoma St.

#31

HT: 6-8

WT: 240

Birthdate: April 26, 1982

Drafted: Undrafted

	G	GS	MIN	FG	FGA	PCT	FT	FTA	PCT	OFF	DEF	TOT	A	PF	D	ST	TO	BS	PTS	AVG
2006-07	11	0	41	5	13	.385	5	7	.714	7	4	11	1	8	0	0	1	0	15	1.4
3PT. FG: 2006-07, 0-1 (.000)																				

### McGINNIS, GEORGE

Indiana

#30

HT: 6-8

WT: 235

Birthdate: Aug. 12, 1950

Drafted: 1973, 2nd round (22nd overall) by 76ers

	G	GS	MIN	FG	FGA	PCT	FT	FTA	PCT	OFF	DEF	TOT	A	PF	D	ST	TO	BS	PTS	AVG
1975-76	77	77	2946	647	1552	.417	475	642	.740	260	707	967	359	334	13	198	—	41	1769	23.0
1976-77	79	78	2769	659	1439	.458	372	546	.681	324	587	911	302	299	4	163	—	37	1690	21.4
1977-78	78	76	2533	588	1270	.463	411	574	.716	282	528	810	294	287	6	137	312	27	1587	20.3
TOTALS	234	231	8248	1894	4261	.444	1258	1762	.714	866	1822	2688	955	920	23	498	312	105	5046	21.6

## PLAYOFFS

	G	GS	MIN	FG	FGA	PCT	FT	FTA	PCT	OFF	DEF	TOT	A	PF	D	ST	TO	BS	PTS	AVG
1975-76	3	—	120	29	61	.475	11	18	.611	9	32	41	12	14	1	1	—	4	69	23.0
1976-77	19	—	603	102	273	.374	65	114	.570	62	136	198	69	83	2	23	—	6	269	14.2
1977-78	10	—	273	53	125	.424	41	49	.837	24	54	78	30	40	1	15	38	1	147	14.7
TOTALS	32	—	996	184	459	.401	117	181	.646	95	222	317	111	137	4	39	38	11	485	15.2

## ALL-STAR GAME

G	GS	MIN	FG	FGA	PCT	FT	FTA	PCT	OFF	DEF	TOT	A	PF	D	ST	TO	BS	PTS	AVG	
1976	1	0	19	4	9	.444	2	4	.500	1	6	7	2	2	0	0	—	0	10	—
1977	1	1	26	2	9	.222	0	2	.000	5	2	7	2	3	0	4	—	0	4	—
TOTALS	2	1	45	6	18	.333	2	6	.333	6	8	14	4	5	0	4	—	0	14	7.0

### McKEY, DERRICK

Alabama

#9

HT: 6-10

WT: 245

Birthdate: Oct. 10, 1966

Drafted: 1987, 1st round (9th overall) by Seattle

	G	GS	MIN	FG	FGA	PCT	FT	FTA	PCT	OFF	DEF	TOT	A	PF	D	ST	TO	BS	PTS	AVG
2001-02	41	1	784	52	122	.426	10	14	.714	48	79	127	45	90	0	41	22	4	119	2.9
3-PT. FG: 2001-02 5-12, .417																				

## PLAYOFFS

	G	GS	MIN	FG	FGA	PCT	FT	FTA	PCT	OFF	DEF	TOT	A	PF	D	ST	TO	BS	PTS	AVG
2001-02	4	0	40	4	8	.500	0	0	---	3	3	6	1	5	0	1	1	2	8	2.0

### McKIE, AARON

Temple

#8

HT: 6-5

WT: 209

Birthdate: Oct. 2, 1972

Drafted: 1994, 1st round (17th overall) by Portland

	G	GS	MIN	FG	FGA	PCT	FT	FTA	PCT	OFF	DEF	TOT	A	PF	D	ST	TO	BS	PTS	AVG
1997-98	57	31	1341	96	277	.347	22	32	.688	34	129	163	137	117	0	78	52	12	223	3.9
1998-99	50	4	959	95	237	.401	44	62	.710	27	113	140	100	90	1	63	57	3	240	4.8
1999-00	82	82	1952	244	593	.411	121	146	.829	47	199	246	240	194	3	108	113	18	653	8.0
2000-01	76	33	2394	338	714	.473	149	194	.768	33	278	311	377	178	3	106	203	8	878	11.6
2001-02	48	16	1471	220	490	.449	96	122	.787	26	166	192	179	74	0	56	93	14	587	12.2
2002-03	80	40	2374	286	666	.429	112	134	.836	61	289	350	278	177	2	131	109	9	721	9.0
2003-04	75	41	2112	265	577	.459	84	111	.757	45	208	253	195	142	1	85	103	23	689	9.2
2004-05	68	3	1118	61	142	.430	10	16	.625	20	152	172	103	116	2	48	31	17	152	2.2
TOTALS	536	250	13721	1605	3696	.434	638	817	.781	293	1534	1827	1609	1088	12	675	761	104	4143	7.7
3-PT FG: 1997-98, 9-46 (.196); 1998-99, 6-31 (.194); 1999-00, 44-121 (.364); 2000-01, 53-170 (.312); 2001-02, 51-128 (.398); 2002-03, 37-112 (.330); 2003-04, 75-172 (.436); 2004-05, 20-62 (.323) TOTALS, 295-842 (.350)																				

## PLAYOFFS

	G	GS	MIN	FG	FGA	PCT	FT	FTA	PCT	OFF	DEF	TOT	A	PF	D	ST	TO	BS	PTS	AVG
1998-99	6	0	97	7	23	.304	6	7	.857	4	11	15	11	17	0	4	1	0	20	3.3
1999-00	10	6	331	50	103	.486	25	31	.839	4	32	36	46	26	0	4	16	2	138	13.8
2000-01	23	16	892	125	301	.415	59	75	.787	24	95	119	121	67	0	34	46	3	336	14.6
2001-02	5	0	146	20	46	.435	7	10	.700	2	16	18	12	12	0	10	0	0	53	10.6
2002-03	12	0	315	38	71	.535	12	14	.857	5	38	43	22	31	0	10	15	2	93	7.8





# ALL-TIME ROSTER

2004-05 5 0 85 3 7 .429 0 0 --- 1 11 12 5 9 0 4 1 0 7 1.4  
TOTALS **61 22 1866 243 551 .441 110 137 .803 40 203 243 217 162 0 66 89 7 647 10.6**  
3-PT. FG: 1998-99, 0-1 (.000); 1999-00, 12-35 (.343); 2000-01, 27-64 (.422); 2001-02, 6-16 (.375); 2002-03, 5-9 (.556); 2004-05, 1-3 (.333) TOTALS, 51-128 (.398)

McLEOD, ROSHOWN				Duke				#7				HT: 6-8				WT: 230				
				Birthdate: Nov. 17, 1975				Drafted: 1998, 1st round (20th overall) by Atlanta												
	G	GS	MIN	FG	FGA	PCT	FT	FTA	PCT	OFF	DEF	TOT	A	PF	D	ST	TO	BS	PTS	AVG
2000-01	1	0	15	1	2	.500	0	0	---	1	1	2	0	2	0	0	1	0	2	2.0
3-PT. FG: 2000-01, 0-1 (.000)																				

McNAMARA, MARK				California				#31				HT: 6-11				WT: 235				
				Birthdate: June 8, 1959				Drafted: 1982, 1st round (22nd overall) by 76ers												
	G	GS	MIN	FG	FGA	PCT	FT	FTA	PCT	OFF	DEF	TOT	A	PF	D	ST	TO	BS	PTS	AVG
1982-83	36	2	182	29	64	.453	20	45	.444	34	42	76	7	42	1	3	36	3	78	2.2
1986-87	11	1	113	14	30	.467	7	19	.368	17	19	36	2	17	0	1	8	0	35	3.2
1987-88	42	18	581	52	133	.391	48	66	.727	66	91	157	18	67	0	4	26	12	152	3.6
TOTALS	89	21	876	95	227	.419	75	130	.577	117	152	269	27	126	1	8	70	15	265	3.0

PLAYOFFS																							
	G	GS	MIN	FG	FGA	PCT	FT	FTA	PCT	OFF	DEF	TOT	A	PF	D	ST	TO	BS	PTS	AVG			
1982-83	2	—	2	2	21.000		0	0	---	0	1	1	0	0	0	0	0	0	4	2.0			
1986-87	1	—	2	1	11.000		0	0	---	0	1	1	0	0	0	0	0	0	2	2.0			
TOTALS	3	—	4	3	31.000		0	0	---	0	2	2	0	0	0	0	0	0	6	2.0			

MEEKS, JODIE			Kentucky					#20			HT: 6-4			WT: 208						
			Birthdate: Aug. 21, 1987					Drafted: 2009, 2nd round (41st overall) by Milwaukee												
	G	GS	MIN	FG	FGA	PCT	FT	FTA	PCT	OFF	DEF	TOT	A	PF	D	ST	TO	BS	PTS	AVG
2009-10	19	0	233	40	91	.440	13	18	.722	4	23	27	17	19	0	5	5	1	112	5.9
2010-11	74	64	2062	242	570	.425	152	170	.894	21	150	171	78	97	0	63	60	4	774	10.5
2011-12	66	50	1644	191	467	.409	77	85	.906	17	144	161	54	82	0	40	29	3	556	8.4
TOTALS	159	114	3938	473	1128	.419	242	273	.886	42	317	359	149	198	0	108	94	8	1442	9.1
3-PT. FG: 2009-10, 19-50 (.380); 2010-11, 138-348 (.397); 2011-12, 97-266 (.365); TOTALS, 254-664 (.383)																				

PLAYOFFS																							
	G	GS	MIN	FG	FGA	PCT	FT	FTA	PCT	OFF	DEF	TOT	A	PF	D	ST	TO	BS	PTS	AVG			
2010-11	5	5	125	13	31	.419	5	6	.833	2	8	10	4	6	0	3	2	0	39	7.8			
2011-12	6	1	32	0	3	.000	4	4	1.000	0	0	0	2	3	0	0	1	1	4	0.7			
TOTALS	11	6	157	13	34	.382	9	10	.900	2	8	10	6	9	0	3	3	1	43	3.9			
3-PT. FG: 2010-11, 8-18 (.444); 2011-12, 0-1 (.000); TOTALS, 8-19 (.421)																							

MELCHIONI, BILLY				Villanova				#28				HT: 6-1				WT: 165				
				Birthdate: Oct. 19, 1944				Drafted: 1966, 2nd round (19th overall) by 76ers												
	G	GS	MIN	FG	FGA	PCT	FT	FTA	PCT	OFF	DEF	TOT	A	PF	D	ST	TO	BS	PTS	AVG
1966-67	73	—	692	138	353	.391	39	60	.650	—	—	98	98	73	0	—	—	—	315	4.3
1967-68	71	—	758	146	336	.435	33	47	.702	—	—	104	105	75	0	—	—	—	325	4.6
TOTALS	144	—	1450	284	689	.412	72	107	.673	—	—	202	203	148	0	—	—	—	640	4.4

PLAYOFFS																							
	G	GS	MIN	FG	FGA	PCT	FT	FTA	PCT	OFF	DEF	TOT	A	PF	D	ST	TO	BS	PTS	AVG			
1966-67	1	—	5	0	2	.000	0	2	.000	—	—	3	1	0	0	—	—	—	0	0.0			
1967-68	9	—	50	8	24	.333	2	4	.500	—	—	4	10	4	0	—	—	—	18	2.0			
TOTALS	10	—	55	8	26	.333	2	6	.333	—	—	7	11	4	0	—	—	—	18	1.8			

MERIWETHER, PORTER	Tennessee State										HT: 6-2		WT: 180							
	Birthdate: March 16, 1940										Drafted: 1962, 3rd round (21st overall) by Syracuse									
	G	GS	MIN	FG	FGA	PCT	FT	FTA	PCT	OFF	DEF	TOT	A	PF	D	ST	TO	BS	PTS	AVG
1962-63	31	—	268	48	122	.393	23	33	.697	—	—	29	43	19	0	—	—	—	119	3.8

MILLER, ANDRE				Utah				#7				HT: 6-2				WT: 200							
				Birthdate: March 19, 1976				Drafted: 1999, 1st round (8th overall) by Cleveland															
	G	GS	MIN	FG	FGA	PCT	FT	FTA	PCT	OFF	DEF	TOT	A	PF	D	ST	TO	BS	PTS	AVG			
2006-07	57	56	2144	307	661	.464	160	198	.808	72	176	248	416	126	0	73	152	6	775	13.6			
2007-08	82	82	3016	569	1156	.492	257	333	.772	95	229	324	565	181	0	105	206	6	1398	17.0			
2008-09	82	82	2976	492	1041	.473	338	409	.826	123	245	368	534	196	1	109	199	14	1337	16.3			
TOTALS	221	220	8136	1368	2858	.479	755	940	.803	290	650	940	1515	503	1	287	557	26	3510	15.9			
3-PT. FG: 2006-07, 1-19 (.053); 2007-08, 3-34 (.088); 2008-09, 15-53 (.283); TOTALS, 19-106 (.179)																							

PLAYOFFS																							
	G	GS	MIN	FG	FGA	PCT	FT	FTA	PCT	OFF	DEF	TOT	A	PF	D	ST	TO	BS	PTS	AVG			
2007-08	6	6	229	39	89	.438	14	22	.636	7	12	19	20	12	0	5	14	0	92	15.3			
2008-09	6	6	258	48	101	.475	28	34	.824	9	29	38	32	17	0	7	19	1	127	21.2			
TOTALS	12	12	487	87	190	.458	42	56	.750	16	41	57	52	29	0	12	33	1	219	18.3			
3-PT. FG: 2007-08, 0-3 (.000); 2008-09, 3-10 (.300); TOTALS, 3-13 (.231)																							



# ALL-TIME ROSTER

MILLER, ANTHONY (PIG)				Michigan State			#41		HT: 6-9		WT: 255									
Birthdate: Oct. 27, 1971				Drafted: 1994, 2nd round (39th overall) by Golden St.																
	G	GS	MIN	FG	FGA	PCT	FT	FTA	PCT	OFF	DEF	TOT	A	PF	D	ST	TO	BS	PTS	AVG
2000-01	1	0	2			---				0			0	0	0	0	0	0	0	0.0

MILTON, SHAKE			SMU			#18			HT: 6-6			WT: 207								
Birthdate: Sept. 26, 1996									Drafted: 2018, 2nd round (54th overall) by Dallas											
	G	GS	MIN	FG	FGA	PCT	FT	FTA	PCT	OFF	DEF	TOT	A	PF	D	ST	TO	BS	PTS	AVG
2018-19	20	0	268	34	87	.391	5	7	.714	9	26	35	18	29	0	8	6	8	87	4.4
2019-20	40	24	805	134	277	.484	51	65	.785	15	73	88	104	20	0	20	47	7	377	9.4
TOTALS	60	24	1073	168	364	.462	56	72	.778	24	99	123	122	121		28	53	15	464	7.7
3-PT. FG: 2018-19, 14-44 (.318); 2019-20, 58-135 (.430); TOTALS, 72-179 (.402)																				

3-PT. FG: 2018-19, 14-44 (.318); 2019-20, 58-135 (.430); TOTALS, 72-179 (.402)

PLAYOFFS																				
	G	GS	MIN	FG	FGA	PCT	FT	FTA	PCT	OFF	DEF	TOT	A	PF	D	ST	TO	BS	PTS	AVG
2019-20	4	4	126	21	44	.477	6	7	.857	1	12	13	11	13		2	6	0	58	14.5
3-PT FG: 2019-20, 10-25 (.400)																				

MIX, STEVE			Toledo				#50				HT: 6-7				WT: 215					
Birthdate: Dec. 30, 1947										Drafted: 1969, 5th round (61st overall) by Detroit										
	G	GS	MIN	FG	FGA	PCT	FT	FTA	PCT	OFF	DEF	TOT	A	PF	D	ST	TO	BS	PTS	AVG
1973-74	82	82	2969	495	1042	.475	228	288	.792	305	559	864	152	305	9	212	—	37	1218	14.9
1974-75	46	46	1748	280	582	.481	159	205	.776	155	345	500	99	175	6	79	—	21	719	15.6
1975-76	81	63	3039	421	844	.499	287	351	.818	215	447	662	216	288	6	158	—	29	1129	13.9
1976-77	75	9	1958	288	551	.523	215	263	.817	127	249	376	152	167	0	90	—	20	791	10.5
1977-78	82	20	1819	291	560	.520	175	220	.795	96	201	297	174	158	1	87	131	3	757	9.2
1978-79	74	1	1269	265	493	.538	161	201	.801	109	184	293	121	112	0	57	100	16	691	9.3
1979-80	81	5	1543	363	703	.516	207	249	.831	114	176	290	149	114	0	67	132	9	937	11.6
1980-81	72	1	1327	288	575	.501	200	240	.833	105	159	264	114	107	0	59	88	18	776	10.8
1981-82	75	0	1235	202	399	.506	136	172	.791	92	133	225	93	86	0	42	67	17	541	7.2
TOTALS	668	227	16907	2893	5749	.503	1768	2189	.808	1318	2453	3771	1270	1512	22	851	518	170	7559	11.3
3-P.T. FG: 40-80, 4-10 (.400); 1980-81, 0-3 (.000); 1981-82, 1-4 (.350); TOTALS, 5-17 (.294)																				

3-PT. FG: 1979-80, 4-10 (.400); 1980-81, 0-3 (.000); 1981-82, 1-4 (.350); TOTALS, 5-17 (.294)

PLAYOFFS																				
	G	GS	MIN	FG	FGA	PCT	FT	FTA	PCT	OFF	DEF	TOT	A	PF	D	ST	TO	BS	PTS	AVG
1975-76	3	—	134	18	46	.391	8	10	.800	6	12	18	12	13	1	11	—	2	44	14.7
1976-77	19	—	412	56	107	.523	37	45	.822	22	42	64	44	39	0	21	—	3	149	7.8
1977-78	10	—	235	49	82	.598	38	43	.884	17	29	46	36	22	0	15	12	1	136	13.6
1978-79	9	—	179	31	59	.525	13	15	.867	12	23	35	16	20	0	6	11	0	75	8.3
1979-80	17	—	200	44	96	.458	25	28	.893	10	21	31	13	22	0	8	15	5	113	6.6
1980-81	16	—	206	32	77	.416	24	26	.923	19	23	42	10	16	0	4	11	2	88	5.5
1981-82	7	—	50	12	22	.545	5	7	.714	4	7	11	6	5	0	0	4	0	30	4.3
TOTALS	81	—	1416	242	489	.495	150	174	.862	90	157	247	137	137	1	65	53	13	635	7.8

ALL-STAR GAME																				
	G	GS	MIN	FG	FGA	PCT	FT	FTA	PCT	OFF	DEF	TOT	A	PF	D	ST	TO	BS	PTS	AVG
1975	1	0	11	2	5	.400	0	0	---	—	—	0	2	2	0	—	—	—	4	4.0

MOHAMMED, NAZR				Kentucky				#14				HT: 6-10				WT: 240				
Birthdate: Sept. 5, 1977								Drafted: 1998, 1st round (29th overall) by Utah												
	G	GS	MIN	FG	FGA	PCT	FT	FTA	PCT	OFF	DEF	TOT	A	PF	D	ST	TO	BS	PTS	AVG
1998-99	26	0	121	15	42	.357	12	21	.571	18	19	37	2	22	0	5	12	4	42	1.6
1999-00	28	3	190	21	54	.389	12	22	.545	16	34	50	2	29	0	4	18	12	54	1.9
2000-01	30	3	196	41	88	.466	14	28	.500	18	37	55	2	40	0	6	9	7	96	3.2
TOTALS	84	6	507	77	184	.418	38	71	.535	52	90	142	6	91	0	15	39	23	192	2.3

PLAYOFFS																				
	G	GS	MIN	FG	FGA	PCT	FT	FTA	PCT	OFF	DEF	TOT	A	PF	D	ST	TO	BS	PTS	AVG
1999-00	3	0	34	8	14	.571	0	0	---	0	2	2	1	4	0	3	0	0	17	5.7

MONEY, ERIC			Arizona						#22	HT: 6-0			WT: 170							
Birthdate: Feb. 6, 1955									Drafted: 1974, 2nd round (33rd overall) by Detroit											
	G	GS	MIN	FG	FGA	PCT	FT	FTA	PCT	OFF	DEF	TOT	A	PF	D	ST	TO	BS	PTS	AVG
1978-79	23	0	545	119	217	.548	34	54	.630	15	22	37	82	70	2	13	69	2	272	11.8
1979-80	6	0	82	14	36	.389	2	21	.000	3	4	7	16	11	0	0	12	1	30	5.0
TOTALS	29	0	627	133	253	.526	36	56	.643	18	26	44	98	81	2	13	81	3	302	10.4

PLAYOFFS																				
	G	GS	MIN	FG	FGA	PCT	FT	FTA	PCT	OFF	DEF	TOT	A	PF	D	ST	TO	BS	PTS	AVG
1978-79	8	—	129	26	61	.426	2	4	.500	6	5	11	22	17	0	3	22	0	54	6.8





# ALL-TIME ROSTER

## MONROE, GREG

Georgetown

#55

HT: 6-11

WT: 265

Birthdate: June 4, 1990

Drafted: 2010, 1st round (7th overall) by Detroit

	G	GS	MIN	FG	FGA	PCT	FT	FTA	PCT	OFF	DEF	TOT	A	PF	D	ST	TO	BS	PTS	AVG
2018-19	3	0	52	15	23	.652	10	11	.909	4	9	13	7	5	0	1	1	0	41	13.6
TOTALS	3	0	52	15	23	.652	10	11	.909	4	9	13	7	5	0	1	1	0	41	13.6

3-PT. FG: 2018-19, 1-1 (1.000)

## PLAYOFFS

	G	GS	MIN	FG	FGA	PCT	FT	FTA	PCT	OFF	DEF	TOT	A	PF	D	ST	TO	BS	PTS	AVG
2018-19	10	1	90	16	40	.400	7	9	.778	14	17	31	4	11	0	5	4	4	40	4.0
TOTALS	10	1	90	16	40	.400	7	9	.778	14	17	31	4	11	0	5	4	4	40	4.0

3-PT. FG: 2018-19, 1-4 (.250)

## MONTROSS, ERIC

North Carolina

#00

HT: 7-0

WT: 270

Birthdate: Sept. 23, 1971

Drafted: 1994, 1st round (9th overall) by Boston

	G	GS	MIN	FG	FGA	PCT	FT	FTA	PCT	OFF	DEF	TOT	A	PF	D	ST	TO	BS	PTS	AVG
1997-98	20	20	337	30	76	.395	7	19	.368	28	64	92	7	61	0	7	15	12	67	3.4

## MORRIS, DARIUS

Michigan

#7

HT: 6-4

WT: 190

Birthdate: Jan. 3, 1991

Drafted: 2011, 2nd round (41st overall) by L.A. Lakers

	G	GS	MIN	FG	FGA	PCT	FT	FTA	PCT	OFF	DEF	TOT	A	PF	D	ST	TO	BS	PTS	AVG
2013-14	12	0	193	29	67	.433	15	21	.714	3	10	13	31	21	0	8	19	0	83	6.9

3-PT. FG: 2013-14, 10-24 (.417)

## MOSLEY, GLENN

Seton Hall

#34

HT: 6-8

WT: 195

Birthdate: Dec. 26, 1955

Drafted: 1977, 1st round (20th overall) by 76ers

	G	GS	MIN	FG	FGA	PCT	FT	FTA	PCT	OFF	DEF	TOT	A	PF	D	ST	TO	BS	PTS	AVG
1977-78	6	0	21	5	13	.385	3	7	.429	0	5	5	2	5	0	0	5	0	13	2.2

## MOULTRIE, ARNETT

Mississippi State

#5

HT: 6-10

WT: 245

Birthdate: Nov. 18, 1990

Drafted: 2012, 1st round (27th overall) by Miami

	G	GS	MIN	FG	FGA	PCT	FT	FTA	PCT	OFF	DEF	TOT	A	PF	D	ST	TO	BS	PTS	AVG
2012-13	47	0	542	78	134	.582	18	28	.643	76	69	145	10	43	0	17	19	10	174	3.7
2013-14	12	2	187	16	38	.421	4	5	.800	11	24	35	2	22	0	8	7	4	36	3.0
TOTALS	59	2	729	94	172	.547	22	33	.667	87	93	180	12	65	0	25	26	14	210	3.6

## MOSS, PERRY

Northeastern

#9

HT: 6-2

WT: 185

Birthdate: Nov. 11, 1958

Drafted: 1982, 3rd round (69th overall) by Boston

	G	GS	MIN	FG	FGA	PCT	FT	FTA	PCT	OFF	DEF	TOT	A	PF	D	ST	TO	BS	PTS	AVG
1985-86	60	0	852	95	239	.397	54	74	.730	25	65	90	89	106	0	50	61	12	249	4.2

3-PT. FG: 1985-86, 5-25 (.200)

## PLAYOFFS

	G	GS	MIN	FG	FGA	PCT	FT	FTA	PCT	OFF	DEF	TOT	A	PF	D	ST	TO	BS	PTS	AVG
1985-86	7	—	28	2	8	.258	1	11	.000	0	3	3	2	6	0	0	4	1	5	0.7

3-PT. FG: 1985-86, 0-1 (.000)

## MULLENS, BYRON

Ohio State

#30

HT: 7-0

WT: 275

Birthdate: Feb. 14, 1989

Drafted: 2009, 1st round (24th overall) by Dallas

	G	GS	MIN	FG	FGA	PCT	FT	FTA	PCT	OFF	DEF	TOT	A	PF	D	ST	TO	BS	PTS	AVG
2013-14	18	0	247	47	101	.465	8	14	.571	17	43	60	8	31	0	9	14	8	122	6.8

3-PT. FG: 2013-14, 20-50 (.400)

## MUSCALA, MIKE

Bucknell

#31

HT: 6-11

WT: 240

Birthdate: July 1, 1991

Drafted: 2013, 2nd round (44th overall) by Dallas

	G	GS	MIN	FG	FGA	PCT	FT	FTA	PCT	OFF	DEF	TOT	A	PF	D	ST	TO	BS	PTS	AVG
2018-19	47	6	1041	109	278	.392	63	77	.818	51	149	200	62	112	0	18	43	27	349	7.4
TOTALS	47	6	1041	109	278	.392	63	77	.818	51	149	200	62	112	0	18	43	27	349	7.4

3-PT. FG: 2018-19, 68-199 (.342)

## MUTOMBO, DIKEMBE

Georgetown

#55

HT: 7-2

WT: 265

Birthdate: June 25, 1966

Drafted: 1991, 1st round (4th overall) by Denver

	G	GS	MIN	FG	FGA	PCT	FT	FTA	PCT	OFF	DEF	TOT	A	PF	D	ST	TO	BS	PTS	AVG
2000-01	26	26	875	100	202	.495	104	137	.759	119	203	322	22	65	0	9	52	66	304	11.7
2001-02	80	80	2907	321	641	.501	278	364	.764	254	609	863	83	242	2	29	156	190	920	11.5
TOTALS	106	106	3782	421	843	.499	382	501	.762	373	812	1185	105	307	2	38	208	256	1224	11.5

## PLAYOFFS

	G	GS	MIN	FG	FGA	PCT	FT	FTA	PCT	OFF	DEF	TOT	A	PF	D	ST	TO	BS	PTS	AVG
2000-01	23	23	981	102	208	.490	115	148	.777	113	203	316	17	56	1	15	36	72	319	13.9
2001-02	5	5	173	14	31	.450	16	26	.615	14	39	53	3	16	0	2	11	9	44	8.8
TOTALS	28	28	1154	116	239	.485	131	174	.753	127	242	369	20	72	1	17	47	81	363	12.9



# ALL-TIME ROSTER

## ALL STAR GAME

	G	GS	MIN	FG	FGA	PCT	FT	FTA	PCT	OFF	DEF	TOT	A	PF	D	ST	TO	BS	PTS	AVG
2002	1	0	21	3	5	.600	2	2	1.000	6	4	10	0	0	0	0	2	1	8	8.0

### MYERS, PETE

Arkansas Little Rock

#8

HT: 6-6

WT: 180

Birthdate: Sept 15, 1963

Drafted: 1986, 6th round (120th overall) by Chicago

	G	GS	MIN	FG	FGA	PCT	FT	FTA	PCT	OFF	DEF	TOT	A	PF	D	ST	TO	BS	PTS	AVG
1988-89	4	0	40	6	12	.500	2	4	.500	3	7	10	2	3	0	3	4	0	14	3.5

### NAILON, LEE

TCU

#54

HT: 6-9

WT: 238

Birthdate: Nov. 22, 1975

Drafted: 1999(43rd overall) by Charlotte

	G	GS	MIN	FG	FGA	PCT	FT	FTA	PCT	OFF	DEF	TOT	A	PF	D	ST	TO	BS	PTS	AVG
2005-06	22	0	237	40	80	.500	13	15	.867	23	19	42	7	32	0	8	10	4	93	4.2

### NEAL, JIM

Wofford

HT: 6-11

WT: 235

Birthdate: May 21, 1930

Drafted: 1953, by Syracuse

	G	GS	MIN	FG	FGA	PCT	FT	FTA	PCT	OFF	DEF	TOT	A	PF	D	ST	TO	BS	PTS	AVG
1953-54	67	—	899	117	369	.317	78	132	.591	—	—	257	24	139	0	—	—	—	312	4.7

## PLAYOFFS

	G	GS	MIN	FG	FGA	PCT	FT	FTA	PCT	OFF	DEF	TOT	A	PF	D	ST	TO	BS	PTS	AVG
1953-54	11	—	100	13	35	.371	5	13	.385	—	—	27	2	14	0	—	—	—	31	2.8

### NETO, RAUL

Brazil

#19

HT: 6-1

WT: 180

Birthdate: May 21, 1930

Drafted: 1953, by Syracuse

	G	GS	MIN	FG	FGA	PCT	FT	FTA	PCT	OFF	DEF	TOT	A	PF	D	ST	TO	BS	PTS	AVG
2019-20	54	3	668	101	222	.455	39	47	.830	11	50	61	95	50	0	24	47	6	275	5.1
3-PT FG: 2019-20, 34-88 (.386)																				

## PLAYOFFS

	G	GS	MIN	FG	FGA	PCT	FT	FTA	PCT	OFF	DEF	TOT	A	PF	D	ST	TO	BS	PTS	AVG
2019-20	2	0	26	3	9	.333	0	0	—	0	3	3	3	0	0	1	1	0	8	4.0
3-PT FG: 2019-20, 2-5 (.400)																				

### NEUMANN, PAUL

Stanford

#5

HT: 6-1

WT: 175

Birthdate: Jan. 30, 1938

Drafted: 1959, 4th round (27th overall) by Syracuse

	G	GS	MIN	FG	FGA	PCT	FT	FTA	PCT	OFF	DEF	TOT	A	PF	D	ST	TO	BS	PTS	AVG
1961-62	77	—	1265	172	401	.429	133	172	.773	—	—	194	176	203	3	—	—	—	477	6.2
1962-63	80	—	1581	237	503	.471	181	222	.815	—	—	200	227	221	5	—	—	—	655	8.2
1963-64	74	—	1973	324	732	.443	210	266	.789	—	—	246	291	211	1	—	—	—	858	11.6
1964-65	40	—	1100	213	434	.491	148	184	.804	—	—	102	139	119	1	—	—	—	574	14.4
TOTALS	271	—	5919	946	2070	.457	672	844	.796	—	—	742	833	754	10	—	—	—	2564	9.5

## PLAYOFFS

	G	GS	MIN	FG	FGA	PCT	FT	FTA	PCT	OFF	DEF	R	A	PF	D	ST	TO	BS	PTS	AVG
1961-62	5	—	124	12	29	.414	4	6	.667	—	—	17	14	13	0	—	—	—	28	5.6
1962-63	4	—	65	8	18	.444	0	1	0.000	—	—	14	9	11	0	—	—	—	16	4.0
1963-64	5	—	165	27	59	.458	26	31	.839	—	—	13	25	13	0	—	—	—	80	16.0
TOTALS	14	—	354	47	106	.443	30	38	.789	—	—	44	48	37	0	—	—	—	124	8.9

### NIMPHIUS, KURT

Arizona State

#40

HT: 6-11

WT: 225

Birthdate: Mar. 13, 1958

Drafted: 1980, 3rd round (47th overall) by Denver

	G	GS	MIN	FG	FGA	PCT	FT	FTA	PCT	OFF	DEF	TOT	A	PF	D	ST	TO	BS	PTS	AVG
1989-90	38	1	314	38	91	.418	14	30	.467	22	39	61	6	45	0	4	12	18	90	2.4
3-PT FG: 1989-90, 0-1 (.000)																				

## PLAYOFFS

	G	GS	MIN	FG	FGA	PCT	FT	FTA	PCT	OFF	DEF	TOT	A	PF	D	ST	TO	BS	PTS	AVG
1989-90	4	—	18	1	7	.143	0	0	—	3	1	4	0	1	0	1	0	1	2	0.5

### NOCIONI, ANDRES

Argentina

#5

HT: 6-7

WT: 225

Birthdate: Nov., 30, 1979

Drafted: Undrafted

	G	GS	MIN	FG	FGA	PCT	FT	FTA	PCT	OFF	DEF	TOT	A	PF	D	ST	TO	BS	PTS	AVG
2010-11	54	17	931	118	277	.426	49	61	.803	19	150	169	45	100	1	14	47	15	327	6.1
2011-12	11	1	56	5	20	.250	6	11	.545	1	13	14	1	4	0	1	5	1	17	1.5
TOTALS	65	18	987	123	297	.414	55	72	.764	20	163	183	46	104	1	15	52	16	344	5.3
3-PT FG: 2010-11, 42-118 (.356); 2011-12, 1-6 (.167); TOTALS, 43-124 (.347)																				

## PLAYOFFS

	G	GS	MIN	FG	FGA	PCT	FT	FTA	PCT	OFF	DEF	TOT	A	PF	D	ST	TO	BS	PTS	AVG
2010-11	1	0	10	0	3	.000	0	0	—	0	2	2	0	1	0	0	1	0	0	0.0
3-PT FG: 2010-11, 0-2 (.000)																				





# ALL-TIME ROSTER

## NOEL, NERLENS

Kentucky

#4

HT: 6-11

WT: 228

Birthdate: Apr. 10, 1994

Drafted: 2013, 1st round (6th overall) by New Orleans

	G	GS	MIN	FG	FGA	PCT	FT	FTA	PCT	OFF	DEF	TOT	A	PF	D	ST	TO	BS	PTS	AVG
2013-14																				
2014-15	75	71	2311	302	653	.462	140	230	.609	185	426	611	128	208	2	133	146	142	744	9.9
2015-16	67	62	1965	306	587	.521	134	227	.590	154	388	542	122	192	1	118	158	100	747	11.1
2016-17	29	7	564	107	175	.611	43	63	.683	46	98	144	30	71	1	43	29	26	257	8.9
<b>TOTALS</b>	<b>171</b>	<b>140</b>	<b>4840</b>	<b>715</b>	<b>1415</b>	<b>.505</b>	<b>317</b>	<b>520</b>	<b>.610</b>	<b>385</b>	<b>912</b>	<b>1297</b>	<b>280</b>	<b>471</b>	<b>4</b>	<b>294</b>	<b>333</b>	<b>268</b>	<b>1748</b>	<b>10.2</b>
3-PT. FG: 2015-16, 1-2 (.500)																				

## NORMAN, CONIEL

Arizona

#22

HT: 6-3

WT: 176

Birthdate: Sept. 24, 1953

Drafted: 1974, 3rd round (37th overall) by 76ers

	G	GS	MIN	FG	FGA	PCT	FT	FTA	PCT	OFF	DEF	TOT	A	PF	D	ST	TO	BS	PTS	AVG
1974-75	12	0	72	23	44	.523	2	3	.667	3	9	12	4	9	0	3	—	1	48	4.0
1975-76	65	1	818	183	422	.434	20	24	.833	51	50	101	66	87	1	28	—	7	386	5.9
<b>TOTALS</b>	<b>77</b>	<b>1</b>	<b>890</b>	<b>206</b>	<b>466</b>	<b>.442</b>	<b>22</b>	<b>27</b>	<b>.815</b>	<b>54</b>	<b>59</b>	<b>113</b>	<b>70</b>	<b>96</b>	<b>1</b>	<b>31</b>	<b>—</b>	<b>8</b>	<b>434</b>	<b>5.6</b>

## PLAYOFFS

	G	GS	MIN	FG	FGA	PCT	FT	FTA	PCT	OFF	DEF	TOT	A	PF	D	ST	TO	BS	PTS	AVG
1975-76	1	—	1	1	1	1.000	0	0	---	0	1	1	0	0	0	0	—	0	2	2.0

## NOVAK, MIKE

Loyola (Chicago)

HT: 6-9

WT: 220

Birthdate: Aug. 15, 1978

Drafted: N/A

	G	GS	MIN	FG	FGA	PCT	FT	FTA	PCT	OFF	DEF	TOT	A	PF	D	ST	TO	BS	PTS	AVG
1953-54	5	—	24	0	7	.000	1	2	.500	—	—	2	2	9	0	—	—	—	1	0.2

## NUNNALLY, JAMES

UC Santa Barbara

#12

HT: 6-7

WT: 205

Birthdate: July 14, 1990

Drafted: N/A

	G	GS	MIN	FG	FGA	PCT	FT	FTA	PCT	OFF	DEF	TOT	A	PF	D	ST	TO	BS	PTS	AVG
2013-14	9	0	111	9	28	.321	3	5	.600	0	11	11	6	9	0	5	3	1	26	2.9
3-PT. FG: 2013-14, 5-15 (.333)																				

## OGDEN, BUD

Santa Clara

#28

HT: 6-6

WT: 215

Birthdate: Dec. 29, 1946

Drafted: 1969, 1st round (13th overall) by 76ers

	G	GS	MIN	FG	FGA	PCT	FT	FTA	PCT	OFF	DEF	TOT	A	PF	D	ST	TO	BS	PTS	AVG
1969-70	47	—	357	82	172	.427	27	39	.692	—	—	86	31	62	2	—	—	—	191	4.1
1970-71	27	—	133	24	66	.364	18	26	.692	—	—	20	17	21	0	—	—	—	66	2.4
<b>TOTALS</b>	<b>74</b>	<b>—</b>	<b>490</b>	<b>106</b>	<b>238</b>	<b>.445</b>	<b>45</b>	<b>65</b>	<b>.692</b>	<b>—</b>	<b>—</b>	<b>106</b>	<b>48</b>	<b>83</b>	<b>2</b>	<b>—</b>	<b>—</b>	<b>—</b>	<b>257</b>	<b>3.5</b>

## PLAYOFFS

	G	GS	MIN	FG	FGA	PCT	FT	FTA	PCT	OFF	DEF	TOT	A	PF	D	ST	TO	BS	PTS	AVG
1969-70	1	—	12	5	9	.556	2	4	.500	—	—	1	6	0	0	—	—	—	12	12.0

## OLIVER, BRIAN

Georgia Tech

#31

HT: 6-4

WT: 210

Birthdate: June 1, 1968

Drafted: 1990, 2nd round (32nd overall) by 76ers

	G	GS	MIN	FG	FGA	PCT	FT	FTA	PCT	OFF	DEF	TOT	A	PF	D	ST	TO	BS	PTS	AVG
1990-91	73	4	800	111	272	.408	52	71	.732	18	62	80	88	76	0	34	50	4	279	3.8
1991-92	34	0	279	33	100	.330	15	22	.682	10	20	30	20	33	0	10	24	2	81	2.4
<b>TOTALS</b>	<b>107</b>	<b>4</b>	<b>1079</b>	<b>144</b>	<b>372</b>	<b>.387</b>	<b>67</b>	<b>93</b>	<b>.720</b>	<b>28</b>	<b>82</b>	<b>110</b>	<b>108</b>	<b>109</b>	<b>0</b>	<b>44</b>	<b>74</b>	<b>6</b>	<b>360</b>	<b>3.4</b>
3-PT. FG: 1990-91, 5-18 (.278); 1991-92, 0-4 (.000); TOTALS, 5-22 (.227)																				

## PLAYOFFS

	G	GS	MIN	FG	FGA	PCT	FT	FTA	PCT	OFF	DEF	TOT	A	PF	D	ST	TO	BS	PTS	AVG
1990-91	4	—	15	2	6	.333	2	2	1.000	0	0	0	1	4	0	1	0	0	6	1.5

## OKAFOR, JAHLIL

Duke

#8

HT: 6-11

WT: 275

Birthdate: Dec. 15, 1995

Drafted: 2015, 1st round (3rd overall) by 76ers

	G	GS	MIN	FG	FGA	PCT	FT	FTA	PCT	OFF	DEF	TOT	A	PF	D	ST	TO	BS	PTS	AVG
2015-16	53	48	1591	397	781	.508	133	194	.686	122	251	373	65	140	1	22	124	61	928	17.5
2016-17	50	33	1134	242	471	.514	106	158	.671	81	159	240	58	122	1	20	91	49	590	11.8
2017-18	2	0	25	4	9	.444	2	4	.500	4	5	9	1	7	0	0	3	2	10	5
<b>TOTALS</b>	<b>105</b>	<b>81</b>	<b>2750</b>	<b>643</b>	<b>1261</b>	<b>.510</b>	<b>241</b>	<b>356</b>	<b>.677</b>	<b>207</b>	<b>415</b>	<b>622</b>	<b>124</b>	<b>269</b>	<b>2</b>	<b>42</b>	<b>218</b>	<b>112</b>	<b>1528</b>	<b>14.6</b>
3-PT FG: 2015-16, 1-6 (.167); 2016-17, 0-0 (.000); 2017-18, 0-0 (.000); TOTALS, 1-6 (.167)																				

## OLLIE, KEVIN

Connecticut

#5, 12

HT: 6-2

WT: 195

Birthdate: Dec. 27, 1972

Drafted: Undrafted

	G	GS	MIN	FG	FGA	PCT	FT	FTA	PCT	OFF	DEF	TOT	A	PF	D	ST	TO	BS	PTS	AVG
1999-00	40	0	290	22	49	.449	28	37	.757	4	27	31	46	27	0	10	10	0	72	1.8
2000-01	51	4	764	71	165	.430	51	70	.729	13	59	72	121	70	0	25	40	1	194	3.8
2004-05	26	0	158	11	31	.355	6	9	.667	3	16	19	19	16	0	5	6	0	28	1.1
2005-06	70	23	1069	75	174	.431	41	49	.837	13	85	98	101	103	1	33	29	3	192	2.7
2006-07	53	23	919	81	187	.433	37	45	.822	8	66	74	130	76	0	21	47	1	199	3.8
2007-08	40	0	300	29	69	.420	12	15	.800	4	15	19	38	28	0	10	5	0	70	1.8



# ALL-TIME ROSTER

**TOTALS 280 50 3500 289 675 .428 175 225 .778 45 268 313 455 320 1 104 137 5 755 2.7**  
3-PT. FG: 2000-01, 1-3 (.333); 2005-06, 1-3 (.333); 2006-07, 0-2 (.000); 2007-08, 0-1 (.000); TOTALS, 2-9 (.222)

## PLAYOFFS

	G	GS	MIN	FG	FGA	PCT	FT	FTA	PCT	OFF	DEF	TOT	A	PF	D	ST	TO	BS	PTS	AVG
1999-00	10	—	65	6	12	.500	8	9	.889	0	5	5	12	5	0	2	3	0	20	2.0
2000-01	23	—	123	10	27	.370	13	14	.929	2	7	9	23	12	0	0	8	0	33	1.4
2004-05	0	0	0	0	0	—	0	0	—	0	0	0	0	0	0	0	0	0	0	0.0
2007-08	3	0	19	1	4	.250	2	21.000	0	1	1	3	1	0	0	2	0	0	3	1.3
<b>TOTALS</b>	<b>33</b>	<b>0</b>	<b>188</b>	<b>16</b>	<b>39</b>	<b>.870</b>	<b>21</b>	<b>23</b>	<b>.913</b>	<b>2</b>	<b>12</b>	<b>14</b>	<b>35</b>	<b>17</b>	<b>0</b>	<b>2</b>	<b>11</b>	<b>0</b>	<b>53</b>	<b>1.6</b>

## O'QUINN, KYLE

Norfolk State

#9

HT: 6-9

WT: 250

Birthdate: March 26, 1990

Drafted: 2012, 2nd round (49th overall) by Orlando

	G	GS	MIN	FG	FGA	PCT	FT	FTA	PCT	OFF	DEF	TOT	A	PF	D	ST	TO	BS	PTS	AVG
2019-20	29	2	313	42	85	.494	11	20	.550	34	82	116	51	37	0	7	20	24	102	3.5
3-PT. FG: 2019-20, 7-27 (.259)																				

## PLAYOFFS

	G	GS	MIN	FG	FGA	PCT	FT	FTA	PCT	OFF	DEF	TOT	A	PF	D	ST	TO	BS	PTS	AVG
2019-20	1	0	6	0	0	--	0	0	--	0	1	1	1	3		0	2	0	0	0.0

## ORTON, DANIEL

Kentucky

#33

HT: 6-10

WT: 255

Birthdate: Aug. 6, 1990

Drafted: 2010, 1st round (29th overall) by Orlando

	G	GS	MIN	FG	FGA	PCT	FT	FTA	PCT	OFF	DEF	TOT	A	PF	D	ST	TO	BS	PTS	AVG
2013-14	22	4	251	21	47	.447	23	30	.767	16	45	61	15	38	0	6	18	16	65	3.0

## OSBORNE, CHUCK

Western Kentucky

#33

HT: 6-6

WT: 210

Birthdate: Jan. 21, 1939

Drafted: N/A

	G	GS	MIN	FG	FGA	PCT	FT	FTA	PCT	OFF	DEF	TOT	A	PF	D	ST	TO	BS	PTS	AVG
1961-62	4	—	21	1	8	.125	3	4	.750	—	—	9	1	3	0	—	—	—	5	1.3

## OSTERKON, WALLY

Illinois

#8

HT: 6-5

WT: 215

Birthdate: July 6, 1928

Drafted: N/A

	G	GS	MIN	FG	FGA	PCT	FT	FTA	PCT	OFF	DEF	TOT	A	PF	D	ST	TO	BS	PTS	AVG
1951-52	66	—	1721	145	413	.351	199	335	.594	—	—	444	117	226	8	—	—	—	489	7.4
1952-53	49	—	1016	85	262	.324	106	168	.631	—	—	217	61	129	2	—	—	—	276	5.6
1953-54	70	—	2164	203	586	.346	209	361	.579	—	—	487	151	209	1	—	—	—	615	8.8
1954-55	19	—	286	20	97	.206	16	32	.500	—	—	70	17	32	0	—	—	—	56	2.9
<b>TOTALS</b>	<b>204</b>	<b>—</b>	<b>5187</b>	<b>453</b>	<b>1358</b>	<b>.334</b>	<b>530</b>	<b>896</b>	<b>.592</b>	<b>—</b>	<b>—</b>	<b>1218</b>	<b>346</b>	<b>596</b>	<b>11</b>	<b>—</b>	<b>—</b>	<b>—</b>	<b>1436</b>	<b>7.0</b>

## PLAYOFFS

	G	GS	MIN	FG	FGA	PCT	FT	FTA	PCT	OFF	DEF	TOT	A	PF	D	ST	TO	BS	PTS	AVG
1951-52	7	—	249	23	67	.343	28	47	.596	—	—	57	20	32	1	—	—	—	74	10.6
1952-53	2	—	42	4	9	.444	1	3	.333	—	—	4	2	11	1	—	—	—	9	4.5
1953-54	13	—	542	45	122	.369	50	90	.556	—	—	125	37	40	1	—	—	—	140	10.8
1954-55	11	—	75	11	34	.324	13	17	.765	—	—	21	11	14	0	—	—	—	35	3.2
<b>TOTALS</b>	<b>33</b>	<b>—</b>	<b>908</b>	<b>83</b>	<b>232</b>	<b>.358</b>	<b>92</b>	<b>157</b>	<b>.586</b>	<b>—</b>	<b>—</b>	<b>207</b>	<b>70</b>	<b>97</b>	<b>3</b>	<b>—</b>	<b>—</b>	<b>—</b>	<b>258</b>	<b>7.8</b>

## OVERTON, DOUG

La Salle

#11

HT: 6-3

WT: 190

Birthdate: Aug. 3, 1969

Drafted: 1991, 2nd round (40th overall) by Detroit

	G	GS	MIN	FG	FGA	PCT	FT	FTA	PCT	OFF	DEF	TOT	A	PF	D	ST	TO	BS	PTS	AVG
1996-97	61	4	634	81	190	.426	45	48	.938	18	50	68	101	44	0	142	39	0	217	3.6
1997-98	23	2	277	24	63	.381	14	16	.875	2	12	14	37	34	0	8	23	1	62	2.7
1998-99	10	0	37	5	15	.333	0	0	.000	0	2	2	4	2	0	1	2	0	10	1.0
<b>TOTALS</b>	<b>94</b>	<b>6</b>	<b>948</b>	<b>110</b>	<b>268</b>	<b>.410</b>	<b>59</b>	<b>64</b>	<b>.922</b>	<b>20</b>	<b>64</b>	<b>84</b>	<b>142</b>	<b>80</b>	<b>0</b>	<b>151</b>	<b>64</b>	<b>1</b>	<b>289</b>	<b>3.1</b>
3-PT. FG: 1996-97, 10-40 (.250); 1997-98, 0-3 (.000); 1998-99, 0-1 (.000); TOTALS, 10-44 (.228)																				

## OWENS, BILLY

Syracuse

#30

HT: 6-9

WT: 225

Birthdate: May 1, 1969

Drafted: 1991, 1st round (3rd overall) by Sacramento

	G	GS	MIN	FG	FGA	PCT	FT	FTA	PCT	OFF	DEF	TOT	A	PF	D	ST	TO	BS	PTS	AVG
1999-00	46	7	919	112	258	.434	38	64	.594	63	129	192	59	119	1	26	61	16	271	5.9
3-PT. FG: 1999-00, 9-27 (.333)																				

## PALAZZI, TOGO

Holy Cross

#11

HT: 6-4

WT: 205

Birthdate: Aug. 8, 1932

Drafted: N/A

	G	GS	MIN	FG	FGA	PCT	FT	FTA	PCT	OFF	DEF	TOT	A	PF	D	ST	TO	BS	PTS	AVG
1956-57*	63	—	1013	210	571	.368	136	175	.777	—	—	262	49	117	0	—	—	—	556	8.8
1957-58	67	—	1001	228	579	.394	123	171	.719	—	—	243	42	125	5	—	—	—	579	8.6
1958-59	71	—	1053	240	612	.392	115	158	.728	—	—	266	67	174	0	—	—	—	595	8.4
1959-60	7	—	70	13	41	.317	4	8	.500	—	—	14	3	7	1	—	—	—	30	4.3
<b>TOTALS</b>	<b>208</b>	<b>—</b>	<b>3137</b>	<b>691</b>	<b>1803</b>	<b>.383</b>	<b>378</b>	<b>512</b>	<b>.738</b>	<b>—</b>	<b>—</b>	<b>785</b>	<b>161</b>	<b>423</b>	<b>6</b>	<b>—</b>	<b>—</b>	<b>—</b>	<b>1760</b>	<b>8.5</b>





# ALL-TIME ROSTER

## PLAYOFFS

	G	GS	MIN	FG	FGA	PCT	FT	FTA	PCT	OFF	DEF	TOT	A	PF	D	ST	TO	BS	PTS	AVG
1956-57	5	—	87	19	49	.388	7	9	.778	—	—	18	5	11	0	—	—	—	45	9.0
1957-58	3	—	25	3	14	.214	3	6	.500	—	—	4	0	4	0	—	—	—	9	3.0
1958-59	8	—	67	13	44	.295	10	14	.714	—	—	21	6	10	0	—	—	—	36	4.5
<b>TOTALS</b>	<b>16</b>	<b>—</b>	<b>179</b>	<b>35</b>	<b>107</b>	<b>.327</b>	<b>20</b>	<b>29</b>	<b>.690</b>	<b>—</b>	<b>—</b>	<b>43</b>	<b>11</b>	<b>25</b>	<b>0</b>	<b>—</b>	<b>—</b>	<b>—</b>	<b>90</b>	<b>5.6</b>

## PARGO, JEREMY

Gonzaga

#0

HT: 6-2

WT: 219

Birthdate: Mar. 17, 1986

Drafted: Undrafted

	G	GS	MIN	FG	FGA	PCT	FT	FTA	PCT	OFF	DEF	TOT	A	PF	D	ST	TO	BS	PTS	AVG
2012-13	14	0	208	24	63	.381	14	21	.667	1	16	17	28	14	0	1	13	0	69	4.9
3-PT. FG: 2012-13, 7-17 (.412)																				

## PARKER, ANTHONY

Bradley

#12

HT: 6-6

WT: 215

Birthdate: June 19, 1975

Drafted: 1997, 1st round (21st overall) by New Jersey

	G	GS	MIN	FG	FGA	PCT	FT	FTA	PCT	OFF	DEF	TOT	A	PF	D	ST	TO	BS	PTS	AVG
1997-98	37	0	196	25	63	.397	13	20	.650	8	18	26	19	17	0	11	11	3	72	1.9
1998-99	2	0	3	1	11	.000	0	0	---	0	0	0	0	0	0	0	0	0	2	1.0
<b>TOTALS</b>	<b>39</b>	<b>0</b>	<b>199</b>	<b>26</b>	<b>64</b>	<b>.406</b>	<b>13</b>	<b>20</b>	<b>.650</b>	<b>8</b>	<b>18</b>	<b>26</b>	<b>19</b>	<b>17</b>	<b>0</b>	<b>11</b>	<b>11</b>	<b>3</b>	<b>74</b>	<b>1.9</b>
3-PT. FG: 1997-98, 9-28 (.321); 1998-99, 0-0 (---); TOTALS, 9-28 (.321)																				

## PATTON, JUSTIN

Creighton

#0

HT: 7-0

WT: 241

Birthdate: June 14, 1997

Drafted: 2017, 1st round (16th overall) by Chicago

	G	GS	MIN	FG	FGA	PCT	FT	FTA	PCT	OFF	DEF	TOT	A	PF	D	ST	TO	BS	PTS	AVG
2018-18	3	0	21	2	7	.286	1	2	.500	2	4	6	3	5	0	2	0	0	5	1.7
<b>TOTALS</b>	<b>3</b>	<b>0</b>	<b>21</b>	<b>2</b>	<b>7</b>	<b>.286</b>	<b>1</b>	<b>2</b>	<b>.500</b>	<b>2</b>	<b>4</b>	<b>6</b>	<b>3</b>	<b>5</b>	<b>0</b>	<b>2</b>	<b>0</b>	<b>0</b>	<b>5</b>	<b>1.7</b>
3-PT. FG: 2018-19, 0-2 (.000)																				

## PAYNE, KENNY

Louisville

#21

HT: 6-8

WT: 220

Birthdate: Nov. 25, 1966

Drafted: 1989, 1st round (19th overall) by 76ers

	G	GS	MIN	FG	FGA	PCT	FT	FTA	PCT	OFF	DEF	TOT	A	PF	D	ST	TO	BS	PTS	AVG
1989-90	35	4	216	47	108	.435	16	18	.889	11	15	26	10	37	0	7	20	6	114	3.3
1990-91	47	6	444	68	189	.360	26	29	.897	17	49	66	16	43	0	10	21	6	166	3.5
1991-92	49	3	353	65	145	.448	9	13	.692	13	41	54	17	34	0	16	19	8	144	2.9
1992-93	13	0	154	38	90	.422	4	4	1.000	4	20	24	18	15	0	5	7	2	84	6.5
<b>TOTALS</b>	<b>144</b>	<b>13</b>	<b>1167</b>	<b>218</b>	<b>532</b>	<b>.410</b>	<b>55</b>	<b>64</b>	<b>.859</b>	<b>45</b>	<b>125</b>	<b>170</b>	<b>61</b>	<b>129</b>	<b>0</b>	<b>38</b>	<b>67</b>	<b>22</b>	<b>508</b>	<b>3.5</b>
3-PT. FG: 1989-90, 4-10 (.400); 1990-91, 4-18 (.222); 1991-92, 5-12 (.417); 1992-93, 4-18 (.222); TOTALS, 17-58 (.293)																				

## PLAYOFFS

	G	GS	MIN	FG	FGA	PCT	FT	FTA	PCT	OFF	DEF	TOT	A	PF	D	ST	TO	BS	PTS	AVG
1989-90	3	—	10	2	5	.400	2	2	1.000	1	1	2	0	3	0	0	1	0	6	2.0

## PELLE, NORVEL

#14

HT: 6-10

WT: 231

Birthdate: Feb. 3, 1993

Drafted: Undrafted

	G	GS	MIN	FG	FGA	PCT	FT	FTA	PCT	OFF	DEF	TOT	A	PF	D	ST	TO	BS	PTS	AVG
2019-20	24	0	232	25	48	.521	7	14	.500	20	52	72	8	55	1	3	18	31	57	2.4
3-PT. FG: 2019-20, 0-1 (.000)																				

## PLAYOFFS

	G	GS	MIN	FG	FGA	PCT	FT	FTA	PCT	OFF	DEF	TOT	A	PF	D	ST	TO	BS	PTS	AVG
2019-20	1	0	7	0	0	---	0	0	---	0	0	0	0	0	0	1	0	1	0	0.0

## PERRY, TIM

Temple

#23

HT: 6-9

WT: 220

Birthdate: June 4, 1965

Drafted: 1988, 1st round (7th overall) by Phoenix

	G	GS	MIN	FG	FGA	PCT	FT	FTA	PCT	OFF	DEF	TOT	A	PF	D	ST	TO	BS	PTS	AVG
1992-93	81	51	2104	287	613	.468	147	207	.710	154	255	409	126	159	0	40	123	91	731	9.0
1993-94	80	68	2336	272	625	.435	102	176	.580	117	287	404	94	154	1	60	80	82	719	9.0
1994-95	42	1	446	27	78	.346	22	40	.550	38	51	89	12	51	0	10	21	15	76	1.8
1995-96	8	0	87	8	18	.444	2	3	.667	6	7	13	2	5	0	2	3	3	19	2.4
<b>TOTALS</b>	<b>211</b>	<b>120</b>	<b>4973</b>	<b>594</b>	<b>1334</b>	<b>.445</b>	<b>273</b>	<b>426</b>	<b>.641</b>	<b>315</b>	<b>600</b>	<b>915</b>	<b>234</b>	<b>369</b>	<b>1</b>	<b>112</b>	<b>227</b>	<b>191</b>	<b>1545</b>	<b>7.3</b>
3-PT. FG: 1992-93, 10-49 (.526); 1993-94, 73-200 (.365); 1994-95, 0-14 (.000); 1995-96, 1-1 (.000); TOTALS, 84-264 (.318)																				

## PETERSON, EDWARD

Cornell

HT: 6-9

WT: 230

Birthdate: June 27, 1924

Drafted: 1948, by New York

	G	GS	MIN	FG	FGA	PCT	FT	FTA	PCT	OFF	DEF	TOT	A	PF	D	ST	TO	BS	PTS	AVG
1949-50	62	—	—	167	390	.428	111	185	.600	—	—	—	33	198	—	—	—	—	445	7.2
1950-51*	53	—	—	130	384	.339	99	150	.660	—	—	288	66	188	9	—	—	—	359	6.8
<b>TOTALS</b>	<b>115</b>	<b>—</b>	<b>0</b>	<b>297</b>	<b>774</b>	<b>.384</b>	<b>210</b>	<b>335</b>	<b>.627</b>	<b>—</b>	<b>—</b>	<b>288</b>	<b>99</b>	<b>386</b>	<b>9</b>	<b>—</b>	<b>—</b>	<b>—</b>	<b>804</b>	<b>7.0</b>

## PLAYOFFS

	G	GS	MIN	FG	FGA	PCT	FT	FTA	PCT	OFF	DEF	TOT	A	PF	D	ST	TO	BS	PTS	AVG
1949-59	11	—	—	18	43	.419	8	14	.571	—	—	—	1	33	—	—	—	—	44	4.0







# ALL-TIME ROSTER

## PLAYOFFS

	G	GS	MIN	FG	FGA	PCT	FT	FTA	PCT	OFF	DEF	TOT	A	PF	D	ST	TO	BS	PTS	AVG
1949-50	11	—	—	47	121	.388	50	73	.685	—	—	—	21	45	—	—	—	—	144	13.1
1950-51	7	—	—	28	59	.475	41	55	.745	—	—	63	14	33	0	—	—	—	97	13.9
1951-52	6	—	59	5	15	.333	8	20	.400	—	—	22	3	16	0	—	—	—	18	3.0
<b>TOTALS</b>	<b>24</b>	<b>—</b>	<b>59</b>	<b>80</b>	<b>195</b>	<b>.410</b>	<b>99</b>	<b>148</b>	<b>.669</b>	<b>—</b>	<b>—</b>	<b>85</b>	<b>38</b>	<b>94</b>	<b>0</b>	<b>—</b>	<b>—</b>	<b>—</b>	<b>259</b>	<b>10.8</b>

## RATLIFF, THEO

### Wyoming

#42/50

HT: 6-10

WT: 225

Birthdate: Apr. 17, 1973

Drafted: 1995, 1st round (18th overall) by Detroit

	G	GS	MIN	FG	FGA	PCT	FT	FTA	PCT	OFF	DEF	TOT	A	PF	D	ST	TO	BS	PTS	AVG
1997-98	58	55	1861	249	486	.512	154	218	.706	175	251	426	42	209	6	38	82	203	652	11.2
1998-99	50	50	1627	197	419	.470	166	229	.725	139	268	407	30	180	8	45	92	149	560	11.2
1999-00	57	56	1795	247	491	.503	182	236	.771	140	295	435	36	185	4	32	108	171	676	11.9
2000-01	50	50	1800	228	457	.499	165	217	.760	125	288	413	58	165	3	30	126	187	621	12.4
2008-09	46	0	579	34	64	.531	21	35	.600	46	82	128	9	77	0	17	14	47	89	1.9
<b>TOTALS</b>	<b>261</b>	<b>211</b>	<b>7662</b>	<b>955</b>	<b>1917</b>	<b>.498</b>	<b>688</b>	<b>935</b>	<b>.736</b>	<b>625</b>	<b>1184</b>	<b>1809</b>	<b>175</b>	<b>816</b>	<b>21</b>	<b>162</b>	<b>422</b>	<b>757</b>	<b>2598</b>	<b>10.0</b>

## PLAYOFFS

	G	GS	MIN	FG	FGA	PCT	FT	FTA	PCT	OFF	DEF	TOT	A	PF	D	ST	TO	BS	PTS	AVG
1998-99	7	7	204	20	43	.465	11	19	.579	23	28	51	6	19	0	5	7	18	51	7.3
1999-00	10	10	374	48	101	.475	34	47	.723	28	51	79	9	35	1	10	17	30	130	13.0
2008-09	6	0	94	9	11	.818	2	4	.500	6	17	23	0	24	0	1	4	4	20	3.3
<b>TOTALS</b>	<b>23</b>	<b>17</b>	<b>672</b>	<b>77</b>	<b>155</b>	<b>.497</b>	<b>47</b>	<b>70</b>	<b>.671</b>	<b>57</b>	<b>96</b>	<b>152</b>	<b>15</b>	<b>78</b>	<b>1</b>	<b>16</b>	<b>28</b>	<b>52</b>	<b>201</b>	<b>8.7</b>

## ALL-STAR GAME

	G	GS	MIN	FG	FGA	PCT	FT	FTA	PCT	OFF	DEF	TOT	A	PF	D	ST	TO	BS	PTS	AVG
2001																				

SELECTED BUT DID NOT PLAY DUE TO INJURY

## RAUTINS, LEO

### Syracuse

#11

HT: 6-8

WT: 215

Birthdate: Mar. 20, 1960

Drafted: 1983, 1st round (17th overall) by 76ers

	G	GS	MIN	FG	FGA	PCT	FT	FTA	PCT	OFF	DEF	TOT	A	PF	D	ST	TO	BS	PTS	AVG
1983-84	28	3	196	21	58	.362	6	10	.600	9	24	33	29	31	0	9	19	2	48	1.7

## PLAYOFFS

	G	GS	MIN	FG	FGA	PCT	FT	FTA	PCT	OFF	DEF	TOT	A	PF	D	ST	TO	BS	PTS	AVG
1983-84	3	0	5	1	3	.333	0	0	---	2	0	2	1	2	0	1	0	0	3	1.0

## RAY, JIM

### Toledo

#1

HT: 6-1

WT: 180

Birthdate: Jan. 12, 1934

Drafted: N/A

	G	GS	MIN	FG	FGA	PCT	FT	FTA	PCT	OFF	DEF	TOT	A	PF	D	ST	TO	BS	PTS	AVG
1956-57	4	—	43	2	11	.182	3	5	.600	—	—	5	3	4	0	—	—	—	7	1.8
1959-60	4	—	21	1	6	.167	0	0	---	—	—	0	2	3	0	—	—	—	2	0.5
<b>TOTALS</b>	<b>8</b>	<b>—</b>	<b>64</b>	<b>3</b>	<b>17</b>	<b>.176</b>	<b>3</b>	<b>5</b>	<b>.600</b>	<b>—</b>	<b>—</b>	<b>5</b>	<b>5</b>	<b>7</b>	<b>0</b>	<b>—</b>	<b>—</b>	<b>—</b>	<b>9</b>	<b>1.1</b>

## RAYMOND, CRAIG

### Brigham Young

#20

HT: 6-11

WT: 240

Birthdate: Apr. 5, 1945

Drafted: 1967, 1st round (12th overall) by 76ers

	G	GS	MIN	FG	FGA	PCT	FT	FTA	PCT	OFF	DEF	TOT	A	PF	D	ST	TO	BS	PTS	AVG
1968-69	27	0	177	22	64	.344	11	17	.647	—	—	68	8	46	2	—	—	—	55	2.0

## REDMOND, MARLON

### San Francisco

#4

HT: 6-6

WT: 200

Birthdate: Apr. 15, 1955

Drafted: 1977, 3rd round (60th overall) by Golden St.

	G	GS	MIN	FG	FGA	PCT	FT	FTA	PCT	OFF	DEF	TOT	A	PF	D	ST	TO	BS	PTS	AVG
1978-79	4	0	23	1	12	.083	0	0	---	0	1	1	1	3	0	0	1	0	2	0.5

## REDICK, JJ

### Duke

#17

HT: 6-4

WT: 190

Birthdate: June 24, 1984

Drafted: 2006, 1st round (11th overall) by Orlando

	G	GS	MIN	FG	FGA	PCT	FT	FTA	PCT	OFF	DEF	TOT	A	PF	D	ST	TO	BS	PTS	AVG
2017-18	70	70	2116	404	879	.460	197	218	.904	9	169	178	210	123	0	35	103	6	1198	17.1
2018-19	76	63	2379	452	1027	.440	228	255	.894	20	166	186	206	129	1	32	101	17	1372	18.1
<b>TOTALS</b>	<b>146</b>	<b>133</b>	<b>4495</b>	<b>856</b>	<b>1906</b>	<b>.449</b>	<b>425</b>	<b>473</b>	<b>.899</b>	<b>29</b>	<b>335</b>	<b>364</b>	<b>416</b>	<b>252</b>	<b>1</b>	<b>67</b>	<b>204</b>	<b>23</b>	<b>2570</b>	<b>17.6</b>

3-PT FG: 2017-18, 193-460 (.420); 2018-19, 240-605 (.397); TOTALS, 433-1065 (.407)

## PLAYOFFS

	G	GS	MIN	FG	FGA	PCT	FT	FTA	PCT	OFF	DEF	TOT	A	PF	D	ST	TO	BS	PTS	AVG
2017-18	10	10	342	60	135	.444	36	42	.857	3	12	15	26	21	0	8	11	1	182	18.2
2018-19	12	12	376	54	124	.435	17	20	.850	1	16	17	19	32	0	1	22	3	161	13.4
<b>TOTALS</b>	<b>22</b>	<b>22</b>	<b>718</b>	<b>114</b>	<b>259</b>	<b>.440</b>	<b>53</b>	<b>62</b>	<b>.855</b>	<b>4</b>	<b>28</b>	<b>32</b>	<b>45</b>	<b>53</b>	<b>0</b>	<b>9</b>	<b>33</b>	<b>4</b>	<b>343</b>	<b>15.6</b>

3-PT FG: 2017-18, 26-75 (.347); 2018-19, 36-87 (.414)

## REID, JIM

### Winston Salem

#12

HT: 6-6

WT: 210

Birthdate: Aug. 3, 1945

Drafted: 1967, 5th round (53rd overall) by 76ers

	G	GS	MIN	FG	FGA	PCT	FT	FTA	PCT	OFF	DEF	TOT	A	PF	D	ST	TO	BS	PTS	AVG
1967-68	6	—	52	10	20	.500	1	5	.200	—	—	11	3	6	0	—	—	—	21	3.5



# ALL-TIME ROSTER

## REID, ROBERT

St. Mary's (TX)

#50

HT: 6-8

WT: 210

Birthdate: Aug. 30, 1955

Drafted: 1977, 2nd round (40th overall) by Houston

	G	GS	MIN	FG	FGA	PCT	FT	FTA	PCT	OFF	DEF	TOT	A	PF	D	ST	TO	BS	PTS	AVG
1990-91	3	0	37	2	14	.143	0	0	---	2	7	9	4	3	0	1	3	3	4	1.3

## PLAYOFFS

	G	GS	MIN	FG	FGA	PCT	FT	FTA	PCT	OFF	DEF	TOT	A	PF	D	ST	TO	BS	PTS	AVG
1990-91	7	—	41	5	10	.500	0	0	---	1	8	9	2	8	0	1	2	0	10	1.4
3-PT FG: 1990-91, 0-1 (.000)																				

## RENTZIAS, EFTHIMIOS

F.C. Barcelona

#14

HT: 6-11

WT: 250

Birthdate: Jan. 11, 1976

Drafted: 1996, 1st round (23rd overall) by Denver

	G	GS	MIN	FG	FGA	PCT	FT	FTA	PCT	OFF	DEF	TOT	A	PF	D	ST	TO	BS	PTS	AVG
2002-03	35	0	143	20	59	.339	8	9	.889	10	16	26	7	21	0	6	4	2	52	1.5
3-PT FG: 2002-03, 4-8 (.500)																				

## PLAYOFFS

	G	GS	MIN	FG	FGA	PCT	FT	FTA	PCT	OFF	DEF	TOT	A	PF	D	ST	TO	BS	PTS	AVG
2002-03	ON PLAYOFF ROSTER BUT DID NOT PLAY.																			

## RICHARDSON, CLINT

Seattle

#4

HT: 6-3

WT: 195

Birthdate: Aug. 6, 1956

Drafted: 1979, 2nd round (36th overall) by 76ers

	G	GS	MIN	FG	FGA	PCT	FT	FTA	PCT	OFF	DEF	TOT	A	PF	D	ST	TO	BS	PTS	AVG
1979-80	52	34	988	159	348	.457	28	45	.622	55	68	123	107	97	0	24	64	15	347	6.7
1980-81	77	1	1313	227	464	.489	84	108	.778	83	93	176	152	102	0	36	110	10	538	7.0
1981-82	77	0	1040	140	310	.452	69	88	.784	55	63	118	109	109	0	36	79	9	351	4.6
1982-83	77	1	1755	259	559	.463	71	111	.640	98	149	247	168	164	0	71	99	18	589	7.6
1983-84	69	12	1571	221	473	.467	79	103	.767	62	103	165	155	145	0	49	100	23	521	7.6
1984-85	74	20	1531	183	404	.453	76	89	.854	60	95	155	157	143	0	37	78	15	443	6.0
TOTALS	426	68	8198	1189	2558	.465	407	544	.748	413	571	984	848	760	0	253	530	90	2789	6.5

3-PT FG: 1979-80, 1-3 (.333); 1980-81, 0-1 (.000); 1981-82, 2-2 (1.000); 1982-83, 0-6 (.000); 1983-84, 0-4 (.000); 1984-85, 1-3 (.333); TOTALS, 4-19 (.211)

## PLAYOFFS

	G	GS	MIN	FG	FGA	PCT	FT	FTA	PCT	OFF	DEF	TOT	A	PF	D	ST	TO	BS	PTS	AVG
1979-80	3	—	3	1	3	.333	0	0	---	0	0	0	0	0	0	1	1	0	2	0.7
1980-81	13	—	181	20	38	.526	9	17	.529	9	12	21	12	15	0	6	8	3	49	3.8
1981-82	21	—	415	47	104	.452	17	30	.567	29	40	69	40	48	0	13	21	5	111	5.3
1982-83	13	—	319	37	83	.446	14	17	.824	14	25	39	23	37	0	15	14	3	88	6.8
1983-84	5	—	115	13	23	.565	11	12	.917	4	12	16	10	17	0	3	4	1	37	7.4
1984-85	13	—	281	53	94	.564	9	10	.900	14	24	38	27	23	0	10	17	2	115	8.8
TOTALS	68	—	1314	171	345	.496	60	86	.698	70	113	183	112	140	0	48	65	14	402	5.9
3-PT FG: 1979-80, 0-2 (.000)																				

## RICHARDSON, JASON

Michigan State

#23

HT: 6-6

WT: 220

Birthdate: Jan. 20, 1981

Drafted: 2001, 1st round (5th overall) by Golden State

	G	GS	MIN	FG	FGA	PCT	FT	FTA	PCT	OFF	DEF	TOT	A	PF	D	ST	TO	BS	PTS	AVG
2012-13	33	33	936	135	336	.402	20	33	.606	19	108	127	51	57	0	40	26	15	347	10.5
2013-14	INACTIVE - COACH'S DECISION																			
2014-15	19	15	416	62	178	.348	17	22	.773	13	53	66	38	28	0	13	16	3	172	9.1
TOTALS	33	33	936	135	336	.402	20	33	.606	19	108	127	51	57	0	40	26	15	347	10.5
3-PT FG: 2012-13, 57-167 (.341); 2014-15, 31-96 (.348); TOTALS, 88-263 (.335)																				

## RICHARDSON, JOSH

Tennessee

#0

HT: 6-5

WT: 200

Birthdate: Sept. 15, 1993

Drafted: 2015, 2nd round (40th overall) by Miami

	G	GS	MIN	FG	FGA	PCT	FT	FTA	PCT	OFF	DEF	TOT	A	PF	D	ST	TO	BS	PTS	AVG
2019-20	55	53	1693	278	646	.430	114	141	.809	41	133	174	162	136	0	52	104	36	755	13.7
3-PT FG: 2019-20, 85-249 (.341)																				

## PLAYOFFS

	G	GS	MIN	FG	FGA	PCT	FT	FTA	PCT	OFF	DEF	TOT	A	PF	D	ST	TO	BS	PTS	AVG
2019-20	4	4	144	20	56	.357	17	18	.944	4	11	15	13	12		2	8	2	67	16.8
3-PT FG: 2019-20, 10-28 (.357)																				

## ROBERTS, JOE

Ohio State

Drafted: N/A

HT: 6-6

WT: 215

Birthdate: May 18, 1936

	G	GS	MIN	FG	FGA	PCT	FT	FTA	PCT	OFF	DEF	TOT	A	PF	D	ST	TO	BS	PTS	AVG
1960-61	68	—	800	130	351	.370	62	104	.596	—	—	243	43	125	0	—	—	—	322	4.7
1961-62	80	—	1642	243	619	.393	129	194	.665	—	—	538	50	230	4	—	—	—	615	7.7
1962-63	33	—	466	73	196	.372	35	51	.686	—	—	155	16	66	1	—	—	—	181	5.5
TOTALS	181	—	2908	446	1166	.383	226	349	.648	—	—	936	109	421	5	—	—	—	1118	6.2





# ALL-TIME ROSTER

## PLAYOFFS

	G	GS	MIN	FG	FGA	PCT	FT	FTA	PCT	OFF	DEF	TOT	A	PF	D	ST	TO	BS	PTS	AVG
1960-61	5	—	20	3	10	.300	0	0	—	—	—	4	0	3	0	—	—	—	6	1.2
1961-62	4	—	64	8	22	.364	10	14	.714	—	—	28	0	9	0	—	—	—	26	6.5
<b>TOTALS</b>	<b>9</b>	<b>0</b>	<b>84</b>	<b>11</b>	<b>32</b>	<b>.344</b>	<b>10</b>	<b>14</b>	<b>.714</b>	<b>—</b>	<b>—</b>	<b>32</b>	<b>0</b>	<b>12</b>	<b>0</b>	<b>—</b>	<b>—</b>	<b>—</b>	<b>32</b>	<b>3.6</b>

## ROBERTS, STANLEY

LSU

#53

HT: 7-0 WT: 290

Birthdate: Feb. 7, 1970

Drafted: 1991, 1st round (23rd overall) by Orlando

	G	GS	MIN	FG	FGA	PCT	FT	FTA	PCT	OFF	DEF	TOT	A	PF	D	ST	TO	BS	PTS	AVG
1999-00	5	1	51	5	16	.313	0	3	.000	6	9	15	3	15	0	1	2	1	10	2.0

## ROBINSON, CLIFF

USC

#4

HT: 6-9

WT: 240

Birthdate: Mar. 13, 1960

Drafted: 1979, 1st round (11th overall) by New Jersey

	G	GS	MIN	FG	FGA	PCT	FT	FTA	PCT	OFF	DEF	TOT	A	PF	D	ST	TO	BS	PTS	AVG
1986-87	55	30	1586	338	729	.464	139	184	.755	86	221	307	89	150	1	86	123	30	815	14.8
1987-88	62	51	2110	483	1041	.464	210	293	.717	116	289	405	131	192	4	79	161	39	1178	19.0
1988-89	14	13	416	90	187	.481	32	44	.727	19	56	75	32	37	0	17	34	2	212	15.1
<b>TOTALS</b>	<b>131</b>	<b>94</b>	<b>4112</b>	<b>911</b>	<b>1957</b>	<b>.466</b>	<b>381</b>	<b>521</b>	<b>.731</b>	<b>221</b>	<b>566</b>	<b>787</b>	<b>252</b>	<b>379</b>	<b>5</b>	<b>182</b>	<b>318</b>	<b>71</b>	<b>2205</b>	<b>16.8</b>

3-PT. FG: 1986-87, 0-4 (.000); 1987-88, 2-9 (.222); 1988-89, 0-1 (.000); TOTALS, 2-14 (.143)

## PLAYOFFS

	G	GS	MIN	FG	FGA	PCT	FT	FTA	PCT	OFF	DEF	TOT	A	PF	D	ST	TO	BS	PTS	AVG
1986-87	5	—	138	30	61	.492	13	15	.867	10	33	43	6	15	0	3	8	7	73	14.6

## ROBINSON, GLENN

Purdue

#31

HT: 6-7

WT: 240

Birthdate: Jan. 10, 1973

Drafted: 1994, 1st round (1st overall) by Milwaukee

	G	GS	MIN	FG	FGA	PCT	FT	FTA	PCT	OFF	DEF	TOT	A	PF	D	ST	TO	BS	PTS	AVG
2003-04	42	42	1336	275	614	.448	114	137	.832	46	143	189	57	96	1	42	106	9	698	16.6

3-PT. FG: 2003-04, 34-100 (.340)

## ROBINSON III, GLENN

Michigan

#1

HT: 6-7

WT: 222

Birthdate: Jan. 8, 1994

Drafted: 2014, 2nd round (40th overall) by Minnesota

	G	GS	MIN	FG	FGA	PCT	FT	FTA	PCT	OFF	DEF	TOT	A	PF	D	ST	TO	BS	PTS	AVG
2014-15	10	1	153	18	43	.419	4	8	.500	11	14	25	8	10	0	3	8	1	44	4.4
2019-20	14	4	270	44	85	.518	11	12	.917	15	29	44	11	18	0	9	5	2	108	7.7
<b>TOTALS</b>	<b>24</b>	<b>4</b>	<b>420</b>	<b>62</b>	<b>128</b>	<b>.518</b>	<b>15</b>	<b>20</b>	<b>.917</b>	<b>26</b>	<b>43</b>	<b>69</b>	<b>22</b>	<b>28</b>	<b>0</b>	<b>12</b>	<b>13</b>	<b>3</b>	<b>152</b>	<b>12.1</b>

3-PT. FG: 2019-20, 9-27 (.333); TOTALS, 9-27 (.333)

## ROBINSON, THOMAS

Kansas

#41

HT: 6-10

WT: 237

Birthdate: Mar. 17, 1991

Drafted: 2012, 1st round (5th overall) by Sacramento

	G	GS	MIN	FG	FGA	PCT	FT	FTA	PCT	OFF	DEF	TOT	A	PF	D	ST	TO	BS	PTS	AVG
2014-15	22	0	407	79	169	.467	35	58	.603	62	108	170	24	50	0	16	26	9	193	8.8

3-PT. FG: 2014-15, 0-2 (.000)

## ROCHA, RED

Hawaii; Oregon State

#16

HT: 6-9

WT: 195

Birthdate: Sept. 18, 1923

Drafted: N/A

	G	GS	MIN	FG	FGA	PCT	FT	FTA	PCT	OFF	DEF	TOT	A	PF	D	ST	TO	BS	PTS	AVG
1951-52	66	—	2543	300	749	.401	254	330	.770	—	—	549	128	249	4	—	—	—	854	12.9
1952-53	69	—	2454	268	690	.388	234	310	.755	—	—	510	137	257	5	—	—	—	770	11.2
1954-55	72	—	2473	295	801	.368	222	284	.782	—	—	489	178	242	5	—	—	—	812	11.3
1955-56	72	—	1883	250	692	.361	220	281	.783	—	—	416	131	244	6	—	—	—	720	10.0
<b>TOTALS</b>	<b>279</b>	<b>—</b>	<b>9353</b>	<b>1113</b>	<b>2932</b>	<b>.380</b>	<b>930</b>	<b>1205</b>	<b>.772</b>	<b>—</b>	<b>—</b>	<b>1964</b>	<b>574</b>	<b>992</b>	<b>20</b>	<b>—</b>	<b>—</b>	<b>—</b>	<b>3156</b>	<b>11.3</b>

## PLAYOFFS

	G	GS	MIN	FG	FGA	PCT	FT	FTA	PCT	OFF	DEF	TOT	A	PF	D	ST	TO	BS	PTS	AVG
1951-52	7	—	276	41	95	.432	37	51	.725	—	—	48	10	36	3	—	—	—	119	17.0
1952-53	2	—	107	10	26	.385	11	14	.786	—	—	17	7	11	1	—	—	—	31	15.5
1954-55	11	—	371	46	110	.418	44	58	.759	—	—	74	14	45	1	—	—	—	136	12.4
1955-56	8	—	189	23	68	.338	22	26	.846	—	—	52	15	37	3	—	—	—	68	8.5
<b>TOTALS</b>	<b>28</b>	<b>—</b>	<b>943</b>	<b>120</b>	<b>299</b>	<b>.401</b>	<b>114</b>	<b>149</b>	<b>.765</b>	<b>—</b>	<b>—</b>	<b>191</b>	<b>46</b>	<b>129</b>	<b>8</b>	<b>—</b>	<b>—</b>	<b>—</b>	<b>354</b>	<b>12.6</b>

## ALL-STAR GAME

	G	GS	MIN	FG	FGA	PCT	FT	FTA	PCT	OFF	DEF	TOT	A	PF	D	ST	TO	BS	PTS	AVG
1952	1	0	28	5	11	.455	2	2	1.000	—	—	5	2	—	—	—	—	—	12	12.0

## RODRIGUEZ, SERGIO

Spain

#14

HT: 6-3

WT: 176

Birthdate: June 12, 1986

Drafted: 2006, 1st round (27th overall) by Phoenix

	G	GS	MIN	FG	FGA	PCT	FT	FTA	PCT	OFF	DEF	TOT	A	PF	D	ST	TO	BS	PTS	AVG
2016-17	68	30	1518	210	536	.392	18	27	.667	21	136	157	344	95	0	49	128	4	530	7.8

3-PT. FG: 2016-17, 92-252 (.365)



# ALL-TIME ROSTER

## ROGERS, RODNEY

Wake Forest

#54

HT: 6-7

WT: 280

Birthdate: June 20, 1971

Drafted: 1993, 1st round (9th overall) by Denver

	G	GS	MIN	FG	FGA	PCT	FT	FTA	PCT	OFF	DEF	TOT	A	PF	D	ST	TO	BS	PTS	AVG
2004-05	28	7	485	63	161	.391	20	28	.714	33	71	104	26	69	0	22	20	8	169	6.0
3-PT FG: 2004-05, 23-76 (.303)																				

### PLAYOFFS

	G	GS	MIN	FG	FGA	PCT	FT	FTA	PCT	OFF	DEF	TOT	A	PF	D	ST	TO	BS	PTS	AVG
2004-05	4	0	49	6	13	.462	5	7	.714	0	4	4	1	4	0	0	1	2	20	5.0
3-PT FG: 2004-05, 3-8 (.375)																				

## ROWINSKI, JIM

Purdue

#11

HT: 6-8

WT: 255

Birthdate: Jan. 4, 1961

Drafted: 1984, 4th round (86th overall) by Utah

	G	GS	MIN	FG	FGA	PCT	FT	FTA	PCT	OFF	DEF	TOT	A	PF	D	ST	TO	BS	PTS	AVG
1988-89	3	0	7	1	2	.500	1	2	.500	1	2	3	0	0	0	0	0	0	3	1.0

## RUFFIN, MICHAEL

Tulsa

#51

HT: 6-9

WT: 246

Birthdate: Jan. 21, 1977

Drafted: 1999, 2nd round (32nd overall) by Chicago

	G	GS	MIN	FG	FGA	PCT	FT	FTA	PCT	OFF	DEF	TOT	A	PF	D	ST	TO	BS	PTS	AVG
2001-02	15	0	169	7	26	.269	2	8	.250	23	28	51	5	23	0	5	11	8	16	1.1

## RUFFIN, TREVOR

Hawaii

#8

HT: 6-1

WT: 200

Birthdate: Sept. 26, 1970

Drafted: Undrafted (1994)

	G	GS	MIN	FG	FGA	PCT	FT	FTA	PCT	OFF	DEF	TOT	A	PF	D	ST	TO	BS	PTS	AVG
1995-96	61	23	1551	263	648	.406	148	182	.813	21	111	132	269	132	0	43	149	2	778	12.8
3-PT FG: 1995-96, 104-284 (.366)																				

## RULAND, JEFF

Iona

#43

HT: 6-11

WT: 275

Birthdate: Dec. 16, 1958

Drafted: 1980, 2nd round (25th overall) by Golden St.

	G	GS	MIN	FG	FGA	PCT	FT	FTA	PCT	OFF	DEF	TOT	A	PF	D	ST	TO	BS	PTS	AVG
1986-87	5	2	116	19	28	.679	9	12	.750	12	16	28	10	13	0	0	10	4	47	9.4
1991-92	13	5	209	20	38	.526	11	16	.688	16	31	47	5	45	0	7	20	4	51	3.9
TOTALS	18	7	325	39	66	.591	20	28	.714	28	47	75	15	58	0	7	30	8	98	5.4

## RULE, BOB

Colorado State

#45

HT: 6-9

WT: 235

Birthdate: June 29, 1944

Drafted: 1967, 2nd round (19th overall) by Seattle

	G	GS	MIN	FG	FGA	PCT	FT	FTA	PCT	OFF	DEF	TOT	A	PF	D	ST	TO	BS	PTS	AVG
1971-72	60	53	1987	416	934	.445	203	292	.695	—	—	479	110	162	4	—	—	—	1035	17.3
1972-73	3	0	12	0	1	0.000	0	0	---	—	—	2	1	2	0	—	—	—	0	0.0
TOTALS	63	53	1999	416	935	.445	203	292	.695	—	—	481	111	164	4	—	—	—	1035	16.4

## RUSH, KAREEM

Missouri

#14

HT: 6-6

WT: 215

Birthdate: October 30, 1980

Drafted: 2002, 1st round (20th overall) by Toronto

	G	GS	MIN	FG	FGA	PCT	FT	FTA	PCT	OFF	DEF	TOT	A	PF	D	ST	TO	BS	PTS	AVG
2008-09	25	1	199	20	58	.345	4	41	0.000	0	15	15	15	10	0	5	10	1	54	2.2
3-PT FG: 2008-09, 10-33 (.303)																				

## SALMONS, JOHN

Miami

#7

HT: 6-7

WT: 210

Birthdate: Dec. 12, 1979

Drafted: 2002, 1st round (26th overall) by San Antonio

	G	GS	MIN	FG	FGA	PCT	FT	FTA	PCT	OFF	DEF	TOT	A	PF	D	ST	TO	BS	PTS	AVG
2002-03	64	1	505	48	116	.414	26	35	.743	16	43	59	47	53	1	17	29	6	132	2.1
2003-04	77	24	1603	161	416	.387	71	92	.772	38	158	196	134	122	0	62	77	16	443	5.8
2004-05	58	8	993	85	210	.405	35	48	.729	12	109	121	114	92	1	40	51	13	236	4.1
2005-06	82	24	2059	219	521	.420	155	200	.775	48	172	220	223	178	0	73	125	13	619	7.5
TOTALS	281	57	5160	513	1263	.406	287	375	.765	114	482	596	518	445	2	192	282	48	1430	5.1
3-PT FG: 2002-03, 10-31 (.323); 2003-04, 50-147 (.340); 2004-05, 31-91 (.341); 2005-06, 26-87 (.299); TOTALS, 117-356 (.329)																				

### PLAYOFFS

	G	GS	MIN	FG	FGA	PCT	FT	FTA	PCT	OFF	DEF	TOT	A	PF	D	ST	TO	BS	PTS	AVG
2002-03	6	0	16	0	1	0.000	0	2	0.000	0	3	3	0	0	0	0	2	0	0	0.0
2004-05	2	0	4	0	0	---	0	0	---	0	0	0	1	0	0	0	0	0	0	0.0
TOTALS	8	0	20	0	1	0.000	0	2	0.000	0	3	3	1	0	0	0	2	0	0	0.0
3-PT FG: 2002-03, 0-1 (.000); 2004-05, 0-0 (---); TOTALS, 0-1 (.000)																				

## SAMPSON, JaKARR

St. John's

#9

HT: 6-9

WT: 214

Birthdate: Mar. 20, 1993

Drafted: Undrafted

	G	GS	MIN	FG	FGA	PCT	FT	FTA	PCT	OFF	DEF	TOT	A	PF	D	ST	TO	BS	PTS	AVG
2014-15	74	32	1131	146	346	.422	63	94	.670	35	128	163	77	135	0	38	76	26	386	5.2
2015-16	47	18	691	86	202	.426	62	97	.639	30	99	129	30	91	1	11	51	16	240	5.1
TOTALS	121	50	1822	232	548	.423	125	191	.654	65	227	292	107	226	1	49	127	42	626	5.2
3-PT FG: 2014-15, 31-127 (.244); 2015-16, 6-34 (.176); TOTALS, 37-161 (.230)																				





# ALL-TIME ROSTER

## SANCHEZ, JUAN (PEPE)

Temple

#4

HT: 6-4

WT: 195

Birthdate: Nov. 17, 1975

Drafted: Undrafted

	G	GS	MIN	FG	FGA	PCT	FT	FTA	PCT	OFF	DEF	TOT	A	PF	D	ST	TO	BS	PTS	AVG
2000-01	29	0	150	9	28	.321	2	10	.200	3	12	15	41	21	0	11	6	1	20	0.7

## ŠARIĆ, DARIO

CROATIA

#9

HT: 6-10

WT: 245

Birthdate: April 8, 1994

Drafted: 2014, 1st round (12th overall) by Orlando

	G	GS	MIN	FG	FGA	PCT	FT	FTA	PCT	OFF	DEF	TOT	A	PF	D	ST	TO	BS	PTS	AVG
2016-17	81	36	2129	381	927	.411	172	220	.782	112	401	513	182	162	1	57	183	30	1040	12.8
2017-18	78	73	2310	403	890	.453	178	207	.860	154	366	520	202	160	0	51	148	20	1141	14.6
2018-19	13	13	369	48	132	.364	27	30	.900	21	65	86	26	39	0	4	25	3	144	11.1
TOTALS	172	122	4835	832	1949	.427	377	457	.825	287	832	1119	410	361	1	112	356	53	2325	13.5

3-PT FG: 2016-17, 106-341 (.311); 2017-18, 157-399 (.393); 2018-19, 21-70 (.300); TOTALS, 284-810 (.351)

## PLAYOFFS

	G	GS	MIN	FG	FGA	PCT	FT	FTA	PCT	OFF	DEF	TOT	A	PF	D	ST	TO	BS	PTS	AVG
2017-18	10	10	329	59	140	.421	34	40	.850	32	41	73	35	28	0	10	15	4	172	17.2

3-PT FG: 2017-18, 20-52 (.385)

## SATTERFIELD, KENNY

Cincinnati

#12

HT: 6-2

WT: 170

Birthdate: April 10, 1981

Drafted: 2001, 1st round (25th overall) by Dallas

	G	GS	MIN	FG	FGA	PCT	FT	FTA	PCT	OFF	DEF	TOT	A	PF	D	ST	TO	BS	PTS	AVG
2002-03	17	0	82	4	18	.222	1	2	.500	4	4	8	15	6	0	2	7	0	9	0.5

## SAVAGE, DON

LeMoyne

HT: 6-3

WT: 205

Birthdate: April 9, 1928

Drafted: N/A

	G	GS	MIN	FG	FGA	PCT	FT	FTA	PCT	OFF	DEF	TOT	A	PF	D	ST	TO	BS	PTS	AVG
1951-52	12	—	118	9	43	.209	18	28	.643	—	—	24	12	22	0	—	—	—	36	3.0
1956-57	5	—	55	6	19	.316	6	7	.857	—	—	7	2	7	0	—	—	—	18	3.6
TOTALS	17	—	173	15	62	.242	24	35	.686	—	—	31	14	29	0	—	—	—	54	3.2

## SCHAFER, BOB

Villanova

HT: 6-3

WT: 195

Birth Date: 1933

Drafted: N/A

	G	GS	MIN	FG	FGA	PCT	FT	FTA	PCT	OFF	DEF	TOT	A	PF	D	ST	TO	BS	PTS	AVG
1955-56*	54	—	578	81	270	.300	62	81	.765	—	—	71	53	75	0	—	—	—	224	4.1
1956-57	11	—	167	19	66	.288	11	13	.846	—	—	11	15	16	1	—	—	—	49	4.5
TOTALS	65	—	745	100	336	.298	73	94	.777	—	—	82	68	91	1	—	—	—	273	4.2

## PLAYOFFS

	G	GS	MIN	FG	FGA	PCT	FT	FTA	PCT	OFF	DEF	TOT	A	PF	D	ST	TO	BS	PTS	AVG
1955-56	4	—	39	3	20	.150	5	6	.833	—	—	9	1	8	1	—	—	—	11	2.8

## SCHAYES, DOLPH

New York University

#4

HT: 6-8

WT: 220

Birthdate: May 19, 1928

Drafted: Undrafted by NBA teams

	G	GS	MIN	FG	FGA	PCT	FT	FTA	PCT	OFF	DEF	TOT	A	PF	D	ST	TO	BS	PTS	AVG
1948-49(n)	63	—	—	271	—	—	267	370	.722	—	—	—	—	232	—	—	—	—	809	12.8
1949-50	64	—	—	348	903	.385	376	486	.774	—	—	—	259	225	—	—	—	—	1072	16.8
1950-51	66	—	—	332	930	.357	457	608	.752	—	—	1080	251	271	9	—	—	—	1121	17.0
1951-52	63	—	2004	263	740	.355	342	424	.807	—	—	773	182	213	5	—	—	—	868	13.8
1952-53	71	—	2668	375	1002	.374	512	619	.827	—	—	920	227	271	9	—	—	—	1262	17.8
1953-54	72	—	2655	370	973	.380	488	590	.827	—	—	870	214	232	4	—	—	—	1228	17.1
1954-55	72	—	2526	422	1103	.383	489	587	.833	—	—	887	213	247	6	—	—	—	1333	18.5
1955-56	72	—	2517	465	1202	.387	542	632	.858	—	—	891	200	251	9	—	—	—	1472	20.4
1956-57	72	—	2851	496	1308	.379	625	691	.904	—	—	1008	229	219	5	—	—	—	1617	22.5
1957-58	72	—	2918	581	1458	.398	629	696	.904	—	—	1022	224	244	6	—	—	—	1791	24.9
1958-59	72	—	2645	504	1304	.387	526	609	.864	—	—	962	178	280	9	—	—	—	1534	21.3
1959-60	75	—	2741	578	1440	.401	533	597	.893	—	—	959	256	263	10	—	—	—	1689	22.5
1960-61	79	—	3007	594	1595	.372	680	783	.868	—	—	960	296	296	9	—	—	—	1868	23.6
1961-62	56	—	1480	268	751	.357	286	319	.897	—	—	439	120	167	4	—	—	—	822	14.7
1962-63	66	—	1438	223	575	.388	181	206	.879	—	—	375	175	177	2	—	—	—	627	9.5
1963-64	24	—	350	44	143	.308	46	57	.807	—	—	110	48	76	3	—	—	—	134	5.6
TOTALS	1059	—	29800	6134	15427	—	6979	8274	.843	—	—	11256	3072	3664	90	—	—	—	19247	18.2

## PLAYOFFS

	G	GS	MIN	FG	FGA	PCT	FT	FTA	PCT	OFF	DEF	TOT	A	PF	D	ST	TO	BS	PTS	AVG
1948-49(n)	6	—	—	27	—	—	32	42	.762	—	—	—	—	26	—	—	—	—	86	14.3
1949-50	11	—	—	57	148	.385	74	101	.733	—	—	—	28	43	—	—	—	—	188	17.1
1950-51	7	—	—	47	105	.448	49	64	.766	—	—	102	20	28	2	—	—	—	143	20.4
1951-52	7	—	248	41	91	.451	60	78	.769	—	—	90	15	34	2	—	—	—	142	20.3
1952-53	2	—	58	4	16	.250	10	13	.769	—	—	17	1	7	0	—	—	—	18	9.0
1953-54	13	—	374	64	140	.457	80	108	.741	—	—	136	24	40	1	—	—	—	208	16.0
1954-55	11	—	363	60	167	.359	89	106	.840	—	—	141	40	48	3	—	—	—	209	19.0
1955-56	8	—	310	52	142	.366	73	83	.880	—	—	111	27	27	0	—	—	—	177	22.1
1956-57	5	—	215	29	95	.305	49	55	.891	—	—	90	14	18	0	—	—	—	107	21.4



# ALL-TIME ROSTER

1957-58	3	—	131	25	64	.391	30	36	.833	—	—	45	6	10	0	—	—	—	80	26.7
1958-59	9	—	351	78	195	.400	98	107	.916	—	—	117	41	36	0	—	—	—	254	28.2
1959-60	3	—	126	30	66	.455	28	30	.933	—	—	48	8	10	0	—	—	—	88	29.3
1960-61	8	—	308	51	152	.336	63	70	.900	—	—	91	21	32	2	—	—	—	165	20.6
1961-62	5	—	95	24	66	.364	9	13	.692	—	—	35	5	21	0	—	—	—	57	11.4
1962-63	5	—	108	20	44	.455	11	12	.917	—	—	28	7	17	0	—	—	—	51	10.2
<b>TOTALS</b>	<b>103</b>	<b>—</b>	<b>2687</b>	<b>609</b>	<b>1491</b>	<b>—</b>	<b>755</b>	<b>918</b>	<b>.822</b>	<b>—</b>	<b>—</b>	<b>1051</b>	<b>257</b>	<b>397</b>	<b>10</b>	<b>—</b>	<b>—</b>	<b>—</b>	<b>1973</b>	<b>19.2</b>

## ALL-STAR GAME

	G	GS	MIN	FG	FGA	PCT	FT	FTA	PCT	OFF	DEF	TOT	A	PF	D	ST	TO	BS	PTS	AVG
1951	1	1	—	7	10	.700	1	2	.500	—	—	14	3	—	—	—	—	—	15	—
1952	SELECTED BUT DID NOT PLAY DUE TO INJURY																			1953
1953	1	26	2	7	.286	4	4	1.000	—	—	13	3	—	—	—	—	—	8	—	—
1954	1	1	24	1	3	.333	4	6	.667	—	—	12	1	—	—	—	—	—	6	—
1955	1	1	19	6	12	.500	3	3	1.000	—	—	13	1	—	—	—	—	—	15	—
1956	1	1	25	4	8	.500	6	10	.600	—	—	4	2	—	—	—	—	—	14	—
1957	1	0	25	4	6	.667	1	1	1.000	—	—	10	1	—	—	—	—	—	9	—
1958	1	1	39	6	15	.400	6	6	1.000	—	—	9	2	—	—	—	—	—	18	—
1959	1	0	22	3	11	.273	7	8	.875	—	—	13	1	—	—	—	—	—	13	—
1960	1	1	27	8	19	.421	3	3	1.000	—	—	10	0	—	—	—	—	—	19	—
1961	1	1	27	7	15	.467	7	7	1.000	—	—	6	3	—	—	—	—	—	21	—
1962	1	1	4	0	0	---	0	0	---	—	—	1	0	—	—	—	—	—	0	—
<b>TOTALS</b>	<b>11</b>	<b>9</b>	<b>238</b>	<b>48</b>	<b>106</b>	<b>.453</b>	<b>42</b>	<b>50</b>	<b>.840</b>	<b>—</b>	<b>—</b>	<b>105</b>	<b>17</b>	<b>—</b>	<b>—</b>	<b>—</b>	<b>—</b>	<b>—</b>	<b>138</b>	<b>12.5</b>

## SCHLUETER, DALE

Colorado State

#54

HT: 6-10

WT: 225

Birthdate: Nov. 12, 1945

Drafted: 1967, 6th round (63rd overall) by San Francisco

	G	GS	MIN	FG	FGA	PCT	FT	FTA	PCT	OFF	DEF	TOT	A	PF	D	ST	TO	BS	PTS	AVG
1972-73	78	10	1136	166	317	.524	86	123	.699	—	—	354	103	166	0	—	—	—	418	5.4

## SCHOENE, RUSS

Tennessee-Chattanooga

#3

HT: 6-10

WT: 210

Birthdate: Apr. 16, 1960

Drafted: 1982, 2nd round (45th overall) by 76ers

	G	GS	MIN	FG	FGA	PCT	FT	FTA	PCT	OFF	DEF	TOT	A	PF	D	ST	TO	BS	PTS	AVG
1982-83	46	2	702	106	207	.512	21	28	.750	52	102	154	32	118	2	13	46	9	233	5.1
3-PT FG: 1982-83, 0-1 (.000)																				

## SCHOLZ, DAVE

Illinois

#25

HT: 6-8

WT: 220

Birthdate: Apr. 12, 1948

Drafted: 1969, 4th round (56th overall) by 76ers

	G	GS	MIN	FG	FGA	PCT	FT	FTA	PCT	OFF	DEF	TOT	A	PF	D	ST	TO	BS	PTS	AVG
1969-70	1	—	1	1	1	1.000	0	0	---	—	—	0	0	0	0	—	—	—	2	2.0

## SCOLARI, FREDDIE

San Francisco

#1

HT: 5-11

WT: 180

Birthdate: March 1, 1922

Drafted: N/A

	G	GS	MIN	FG	FGA	PCT	FT	FTA	PCT	OFF	DEF	TOT	A	PF	D	ST	TO	BS	PTS	AVG
1950-51*	66	—	—	302	923	.327	279	331	.843	—	—	218	255	183	1	—	—	—	883	13.4

## PLAYOFFS

	G	GS	MIN	FG	FGA	PCT	FT	FTA	PCT	OFF	DEF	TOT	A	PF	D	ST	TO	BS	PTS	AVG
1950-51	7	—	—	33	93	.355	22	27	.815	—	—	41	16	23	1	—	—	—	88	12.6

## SCOTT, MIKE

Virginia

#30

HT: 6-8

WT: 237

Birthdate: July 16, 1988

Drafted: 2012, 2nd round (43rd overall) by Atlanta

	G	GS	MIN	FG	FGA	PCT	FT	FTA	PCT	OFF	DEF	TOT	A	PF	D	ST	TO	BS	PTS	AVG
2018-19	27	3	647	76	190	.400	10	15	.667	19	83	102	22	68	1	9	17	5	211	7.8
2019-20	68	11	1207	149	350	.426	30	37	.811	65	183	248	56	96	0	21	26	5	408	6.0
<b>TOTALS</b>	<b>95</b>	<b>14</b>	<b>1854</b>	<b>225</b>	<b>540</b>	<b>.417</b>	<b>40</b>	<b>52</b>	<b>.769</b>	<b>84</b>	<b>266</b>	<b>350</b>	<b>78</b>	<b>164</b>	<b>1</b>	<b>30</b>	<b>43</b>	<b>10</b>	<b>619</b>	<b>6.5</b>
3-PT FG: 2019-20, 80-217 (.369); TOTALS, 129-336 (.384)																				

## PLAYOFFS

	G	GS	MIN	FG	FGA	PCT	FT	FTA	PCT	OFF	DEF	TOT	A	PF	D	ST	TO	BS	PTS	AVG
2018-19	10	0	193	21	47	.447	2	2	1.000	4	30	34	5	22	0	3	7	0	56	5.6
2019-20	4	0	20	1	5	.200	4	4	1.000	2	6	8	1	2	—	0	0	0	6	1.5
<b>TOTALS</b>	<b>14</b>	<b>0</b>	<b>213</b>	<b>22</b>	<b>52</b>	<b>.423</b>	<b>6</b>	<b>6</b>	<b>1.000</b>	<b>6</b>	<b>36</b>	<b>42</b>	<b>6</b>	<b>24</b>	<b>—</b>	<b>3</b>	<b>7</b>	<b>0</b>	<b>62</b>	<b>4.4</b>
3-PT FG: 2019-20, 0-2 (.000); TOTALS, 12-36 (.333)																				

## SELVY, FRANK

Furman

#1

HT: 6-3

WT: 180

Birthdate: Nov. 9, 1932

Drafted: N/A

	G	GS	MIN	FG	FGA	PCT	FT	FTA	PCT	OFF	DEF	TOT	A	PF	D	ST	TO	BS	PTS	AVG
1959-60*	62	—	1308	205	521	.393	153	208	.736	—	—	175	111	101	1	—	—	—	563	9.1

## SEYMOUR, PAUL

Toledo

#5

HT: 6-2

WT: 180

Birthdate: Jan. 30, 1928

Drafted: N/A

	G	GS	MIN	FG	FGA	PCT	FT	FTA	PCT	OFF	DEF	TOT	A	PF	D	ST	TO	BS	PTS	AVG
1947-48(n)30	—	—	—	79	—	—	47	64	.734	—	—	—	—	54	—	—	—	—	205	6.8
1948-49(n)63	—	—	—	120	—	—	70	106	.660	—	—	—	—	150	—	—	—	—	310	4.9





# ALL-TIME ROSTER

1949-50	62	—	—	175	524	.334	126	176	.716	—	—	—	189	157	—	—	—	—	476	7.7
1950-51	51	—	—	125	385	.325	117	159	.736	—	—	—	194	187	138	0	—	—	367	7.2
1951-52	66	—	2209	206	615	.335	186	245	.759	—	—	—	225	220	165	4	—	—	598	9.1
1952-53	67	—	2684	306	798	.383	340	416	.817	—	—	—	246	294	210	3	—	—	952	14.2
1953-54	71	—	2727	316	838	.377	299	368	.813	—	—	—	291	364	187	2	—	—	931	13.1
1954-55	72	—	2950	375	1036	.362	300	370	.811	—	—	—	300	483	167	0	—	—	1050	14.6
1955-56	57	—	1826	227	670	.339	188	233	.807	—	—	—	152	276	130	1	—	—	642	11.3
1956-57	65	—	1235	143	442	.324	101	123	.821	—	—	—	130	193	91	0	—	—	387	6.0
1957-58	64	—	763	107	315	.340	53	63	.841	—	—	—	107	93	88	0	—	—	267	4.2
1958-59	21	—	266	32	98	.327	26	29	.897	—	—	—	39	36	25	0	—	—	90	4.3
1959-60	4	—	7	0	4	.000	0	0	---	—	—	—	1	0	1	0	—	—	0	0.0
TOTALS	693	—	14557	2211	5725	—	1853	2352	.788	—	—	—	1685	2335	1563	10	—	—	6275	9.1

## PLAYOFFS (Totals do not include statistics from 1947-49)

	G	GS	MIN	FG	FGA	PCT	FT	FTA	PCT	OFF	DEF	TOT	A	PF	D	ST	TO	BS	PTS	AVG
1947-48(n)																				
1948-49(n)																				
1949-50	11	—	—	27	93	.290	24	28	.857	—	—	—	34	32	—	—	—	—	78	7.1
1950-51	7	—	—	10	48	.208	14	21	.667	—	—	—	26	25	22	1	—	—	34	4.9
1951-52	7	—	270	25	60	.417	35	43	.814	—	—	—	26	25	33	1	—	—	85	12.1
1952-53	2	—	112	9	24	.375	18	19	.947	—	—	—	10	8	11	1	—	—	36	18.0
1953-54	13	—	559	59	143	.413	76	94	.809	—	—	—	34	60	39	1	—	—	194	14.9
1954-55	11	—	410	46	149	.309	45	50	.900	—	—	—	43	75	21	0	—	—	137	12.5
1955-56	7	—	153	16	55	.291	15	20	.750	—	—	—	11	18	11	0	—	—	47	6.7
1956-57	5	—	98	8	37	.216	5	6	.833	—	—	—	10	8	11	0	—	—	21	4.2
1957-58	3	—	50	8	23	.348	2	3	.667	—	—	—	4	4	5	0	—	—	18	6.0
TOTALS	66	—	1652	208	632	.329	234	284	.824	—	—	—	164	257	185	4	—	—	650	9.8

## ALL-STAR GAME

	G	GS	MIN	FG	FGA	PCT	FT	FTA	PCT	OFF	DEF	TOT	A	PF	D	ST	TO	BS	PTS	AVG
1953	1	0	14	2	3	.667	1	2	.500	—	—	3	2	—	—	—	—	—	5	
1954	1	0	19	2	6	.333	4	4	1.000	—	—	1	3	—	—	—	—	—	8	
1955	1	0	16	3	8	.375	2	2	1.000	—	—	3	1	—	—	—	—	—	8	
TOTALS	3	0	49	7	17	.412	7	8	.875	—	—	7	6	—	—	—	—	—	21	7.0

## SHACKLEFORD, CHARLES

North Carolina State

#17

HT: 6-10

WT: 225

Birthdate: Apr. 22, 1966

Drafted: 1988, 2nd round (32nd overall) by New Jersey

	G	GS	MIN	FG	FGA	PCT	FT	FTA	PCT	OFF	DEF	TOT	A	PF	D	ST	TO	BS	PTS	AVG
1991-92	72	62	1399	205	422	.486	63	95	.663	145	270	415	46	205	3	38	62	51	473	6.6
1992-93	48	0	568	80	164	.488	31	49	.633	65	140	205	26	92	1	13	36	25	191	4.0
TOTALS	120	62	1967	285	586	.486	94	144	.653	210	410	620	72	297	4	51	98	76	664	5.5

3-PT. FG: 1991-92, 0-1 (.000); 1992-93, 0-2 (.000); TOTALS, 0-3 (.000)

## SHAFFER II, LEE

North Carolina

#22

HT: 6-7

WT: 220

Birthdate: Feb. 23, 1939

Drafted: 1960, 1st round (5th overall) by Syracuse

	G	GS	MIN	FG	FGA	PCT	FT	FTA	PCT	OFF	DEF	TOT	A	PF	D	ST	TO	BS	PTS	AVG
1961-62	75	—	2083	514	1180	.436	239	310	.771	—	—	511	99	266	6	—	—	—	1267	16.9
1962-63	80	—	2392	597	1393	.429	294	375	.784	—	—	524	97	249	5	—	—	—	1488	18.6
1963-64	41	—	1013	217	587	.370	102	133	.767	—	—	205	36	116	1	—	—	—	536	13.1
TOTALS	196	—	5488	1328	3160	.420	635	818	.776	—	—	1240	232	631	12	—	—	—	3291	16.8

## PLAYOFFS

	G	GS	MIN	FG	FGA	PCT	FT	FTA	PCT	OFF	DEF	TOT	A	PF	D	ST	TO	BS	PTS	AVG
1961-62	5	—	174	35	99	.354	24	31	.774	—	—	55	7	17	0	—	—	—	94	18.8
1962-63	5	—	173	56	117	.479	24	30	.800	—	—	23	6	19	0	—	—	—	136	27.2
1963-64	3	—	40	8	22	.364	1	1	1.000	—	—	4	2	5	0	—	—	—	17	5.7
TOTALS	13	—	387	99	238	.416	49	62	.790	—	—	82	15	41	0	—	—	—	247	19.0

## ALL-STAR GAME

	G	GS	MIN	FG	FGA	PCT	FT	FTA	PCT	OFF	DEF	TOT	A	PF	D	ST	TO	BS	PTS	AVG
1963	1	0	19	6	13	.462	0	0	---	—	—	1	1	—	—	—	—	—	12	12.0

## SHAMET, LANDRY

Wichita State

#1, #23

HT: 6-5

WT: 188

Birthdate: March 13, 1997

Drafted: 2018, 1st round (26th overall) by Philadelphia

	G	GS	MIN	FG	FGA	PCT	FT	FTA	PCT	OFF	DEF	TOT	A	PF	D	ST	TO	BS	PTS	AVG
2018-19	54	4	1108	154	347	.441	44	54	.815	14	64	78	59	106	0	24	26	8	449	8.3
TOTALS	54	4	1108	154	347	.441	44	54	.815	14	64	78	59	106	0	24	26	8	449	8.3

3 PT. FG: 2018-19, 99-245 (.404)

## SHAW, BRIAN

California at Santa Barbara

#22

HT: 6-6

WT: 200

Birthdate: Mar. 22, 1968

Drafted: 1988, 1st round (24th overall) by Boston

	G	GS	MIN	FG	FGA	PCT	FT	FTA	PCT	OFF	DEF	TOT	A	PF	D	ST	TO	BS	PTS	AVG
1997-98	20	2	502	51	139	.367	12	19	.632	17	47	64	88	55	1	14	24	3	121	6.1



# ALL-TIME ROSTER

## SHAW, CASEY

Toledo

#30

HT: 6-11

WT: 200

Birthdate: July 20, 1975

Drafted: 1998, 2nd round (37th overall) by 76ers

	G	GS	MIN	FG	FGA	PCT	FT	FTA	PCT	OFF	DEF	TOT	A	PF	D	ST	TO	BS	PTS	AVG
1998-99	9	0	14	1	8	.125	0	0	---	3	0	3	0	2	0	0	2	0	2	0.2

## SHAYOK, MARIAL

Iowa State

#35

HT: 6-5

WT: 198

Birthdate: July 26, 1995

Drafted: 2019, 2nd round (54th overall) by Philadelphia

	G	GS	MIN	FG	FGA	PCT	FT	FTA	PCT	OFF	DEF	TOT	A	PF	D	ST	TO	BS	PTS	AVG
2019-20	4	0	28	3	12	.250	3	4	.750	1	6	7	1	4	0	0	3	1	11	2.8
3-PT FG: 2019-20, 2-6 (.333)																				

## SHOUSE, DEXTER

South Alabama

#14

HT: 6-2

WT: 200

Birthdate: Mar. 24, 1963

Drafted: 1985, 4th round (92nd overall) by LA Lakers

	G	GS	MIN	FG	FGA	PCT	FT	FTA	PCT	OFF	DEF	TOT	A	PF	D	ST	TO	BS	PTS	AVG
1989-90	3	0	18	0	4	.000	0	0	---	0	0	0	2	2	0	1	2	1	0	0.0
3-PT FG: 1989-90, 0-1 (.000)																				

## SHVED, ALEXEY

Russia

#88

HT: 6-6

WT: 187

Birthdate: Dec. 16, 1988

Drafted: Undrafted

	G	GS	MIN	FG	FGA	PCT	FT	FTA	PCT	OFF	DEF	TOT	A	PF	D	ST	TO	BS	PTS	AVG
2014-15	17	0	285	52	130	.400	48	57	.842	8	14	22	46	21	0	14	18	1	169	9.9
3-PT FG: 2014-15, 17-57 (.298)																				

## SILAS, XAVIER

Northern Illinois

#25

HT: 6-5

WT: 205

Birthdate: Jan. 22, 1988

Drafted: N/A

	G	GS	MIN	FG	FGA	PCT	FT	FTA	PCT	OFF	DEF	TOT	A	PF	D	ST	TO	BS	PTS	AVG
2011-12	2	0	39	4	15	.267	2	3	.667	2	2	4	3	5	0	0	3	0	11	5.5
3-PT FG: 2011-12, 1-6 (.167)																				

## PLAYOFFS

	G	GS	MIN	FG	FGA	PCT	FT	FTA	PCT	OFF	DEF	TOT	A	PF	D	ST	TO	BS	PTS	AVG
2011-12	2	0	4	1	11	.000	0	0	---	1	1	2	0	0	0	0	0	0	2	1.0

## SIMMONS, BEN

Louisiana State

#25

HT: 6-10

WT: 230

Birthdate: July 20, 1996

Drafted: 2016, 1st round (1st overall) by Philadelphia

	G	GS	MIN	FG	FGA	PCT	FT	FTA	PCT	OFF	DEF	TOT	A	PF	D	ST	TO	BS	PTS	AVG
2017-18	81	81	2732	544	998	.545	191	3410	.560	145	514	659	661	211	1	140	278	70	1279	15.8
2018-19	79	79	2700	540	960	.563	257	428	.600	172	525	697	610	209	1	112	274	61	1337	16.9
2019-20	57	57	2017	375	647	.580	185	298	.621	113	331	444	455	186	2	119	200	33	937	16.4
TOTALS	217	217	7449	1459	2605	.560	633	1067	.593	430	1370	1800	1726	606	4	371	752	164	3553	16.4
3-PT FG: 2017-18, 0-11 (.000); 2018-19, 0-6 (.000); 2019-20, 2-7 (.286); TOTALS, 2-24 (.083)																				

## PLAYOFFS

	G	GS	MIN	FG	FGA	PCT	FT	FTA	PCT	OFF	DEF	TOT	A	PF	D	ST	TO	BS	PTS	AVG
2017-18	10	10	369	61	125	.488	41	58	.707	16	78	94	77	34	0	17	44	8	163	16.3
2018-19	12	12	421	72	116	.621	23	40	.575	24	61	85	72	45	0	15	32	12	167	13.9
TOTALS	22	22	790	133	241	.552	64	98	.653	40	139	179	149	79	0	32	76	20	330	15

## ALL-STAR GAME

	G	GS	MIN	FG	FGA	PCT	FT	FTA	PCT	OFF	DEF	TOT	A	PF	D	ST	TO	BS	PTS	AVG
2018-19	1	0	17	5	5	1.000	0	0	---	4	2	6	7	0	0	1	0	0	10	10.0
2019-20	1	0	29	8	9	.889	1	2	.500	1	5	6	5	0	0	2	1	0	17	17.0
TOTALS	2	0	46	13	14	.929	1	2	.500	5	7	12	12	0	0	3	0	1	27	13.5

## SIMMONS, CONNIE

None

HT: 6-8

WT: 225

Birthdate: March 15, 1925

Drafted: N/A

	G	GS	MIN	FG	FGA	PCT	FT	FTA	PCT	OFF	DEF	TOT	A	PF	D	ST	TO	BS	PTS	AVG
1954-55*	36	---	862	137	384	.357	72	114	.632	---	---	220	61	109	2	---	---	---	346	9.6

## SIMMONS, JONATHON

Houston

#14

HT: 6-6

WT: 195

Birthdate: September 14, 1989

Drafted: Undrafted

	G	GS	MIN	FG	FGA	PCT	FT	FTA	PCT	OFF	DEF	TOT	A	PF	D	ST	TO	BS	PTS	AVG
2018-19	15	0	219	29	64	.453	16	25	.640	4	22	26	33	21	0	11	12	1	83	5.5
TOTALS	15	0	219	29	64	.453	16	25	.640	4	22	26	33	21	0	11	12	1	83	5.5
3-PT FG: 2018-19, 9-21 (.429)																				

## PLAYOFFS

	G	GS	MIN	FG	FGA	PCT	FT	FTA	PCT	OFF	DEF	TOT	A	PF	D	ST	TO	BS	PTS	AVG
2018-19	7	0	52	10	30	.333	3	4	.750	2	7	9	2	2	0	1	6	0	25	3.5
TOTALS	7	0	52	10	30	.333	3	4	.750	2	7	9	2	2	0	1	6	0	25	3.5
3-PT FG: 2018-19, 2-10 (.200)																				





# ALL-TIME ROSTER

## SIMPSON, RALPH

Michigan State

#44

HT: 6-5

WT: 200

Birthdate: Aug. 10, 1949

Drafted: 1972, 1st round (11th overall) by Chicago

	G	GS	MIN	FG	FGA	PCT	FT	FTA	PCT	OFF	DEF	TOT	A	PF	D	ST	TO	BS	PTS	AVG
1978-79	36	0	452	87	196	.444	28	40	.700	16	19	35	58	27	8	25	47	1	202	5.6

## SIMS, HENRY

Georgetown

#35

HT: 6-10

WT: 245

Birthdate: Mar. 27, 1990

Drafted: N/A

	G	GS	MIN	FG	FGA	PCT	FT	FTA	PCT	OFF	DEF	TOT	A	PF	D	ST	TO	BS	PTS	AVG
2013-14	26	25	707	112	229	.489	82	106	.766	82	99	181	47	84	0	23	33	13	306	11.8
2014-15	73	32	1399	238	502	.474	106	137	.774	121	238	359	79	135	0	39	99	30	586	8.0
TOTALS	99	57	2106	350	731	.479	188	244	.770	203	337	540	126	219	0	62	132	43	892	9.0

3-PT. FG: 2013-14, 0-1 (.000); 2014-15, 4-22 (.182); TOTALS, 4-23 (.174)

## SKILES, SCOTT

Michigan State '86

#5

HT: 6-1

WT: 185

Birthdate: March 5, 1964

Drafted: 1986, 1st round (22nd overall) by Milwaukee

	G	GS	MIN	FG	FGA	PCT	FT	FTA	PCT	OFF	DEF	TOT	A	PF	D	ST	TO	BS	PTS	AVG
1995-96	10	9	236	20	57	.351	8	10	.800	1	15	16	38	21	0	7	16	0	63	6.3

3-PT. FG: 1995-96, 15-34 (.441)

## SKINNER, AL

Massachusetts

#30

HT: 6-3

WT: 195

Birthdate: June 16, 1952

Drafted: 1974, 9th round (160th overall) by Boston

	G	GS	MIN	FG	FGA	PCT	FT	FTA	PCT	OFF	DEF	TOT	A	PF	D	ST	TO	BS	PTS	AVG
1978-79	22	0	309	36	89	.404	27	32	.844	15	29	44	40	61	2	18	34	1	99	4.5
1979-80	2	0	10	1	2	.500	0	0	---	0	0	0	2	1	0	0	2	0	2	1.0
TOTALS	24	0	319	37	91	.407	27	32	.844	15	29	44	42	62	2	18	36	1	101	4.2

## PLAYOFFS

	G	GS	MIN	FG	FGA	PCT	FT	FTA	PCT	OFF	DEF	TOT	A	PF	D	ST	TO	BS	PTS	AVG
1978-79	5	—	47	6	17	.353	6	8	.750	5	5	10	11	6	0	3	6	1	18	3.6

## SKINNER, BRIAN

Baylor

#54

HT: 6-9

WT: 265

Birthdate: May 19, 1976

Drafted: 1998, 1st round (22nd overall) by LA Clippers

	G	GS	MIN	FG	FGA	PCT	FT	FTA	PCT	OFF	DEF	TOT	A	PF	D	ST	TO	BS	PTS	AVG
2002-03	77	9	1381	182	331	.550	97	161	.602	136	230	366	19	176	1	47	62	53	461	6.0
2004-05	24	0	246	22	57	.497	5	17	.294	23	39	62	5	29	0	5	13	6	49	2.0
TOTALS	101	9	1627	204	388	.526	102	178	.573	159	269	428	24	205	1	52	75	59	510	5.0

## PLAYOFFS

	G	GS	MIN	FG	FGA	PCT	FT	FTA	PCT	OFF	DEF	TOT	A	PF	D	ST	TO	BS	PTS	AVG
2002-03	8	0	38	1	6	.167	4	4	1.000	3	3	6	0	6	0	0	2	1	6	0.8

3 PT. FG: 2002-03, 0-1 (.000)

## SMAWLEY, BELUS VAN

Appalachian State

#18

HT: 6-1

WT: 195

Birthdate: March 20, 1918

Drafted: N/A

	G	GS	MIN	FG	FGA	PCT	FT	FTA	PCT	OFF	DEF	TOT	A	PF	D	ST	TO	BS	PTS	AVG
1950-51	60	—	—	252	663	.380	227	267	.850	—	—	178	161	145	4	—	—	—	731	12.2

## SMITH, DEREK

Louisville

#18

HT: 6-7

WT: 220

Birthdate: Nov. 1, 1961

Drafted: 1982, 2nd round (35th overall) by Golden St.

	G	GS	MIN	FG	FGA	PCT	FT	FTA	PCT	OFF	DEF	TOT	A	PF	D	ST	TO	BS	PTS	AVG
1988-89	35	18	695	105	220	.477	65	93	.699	31	55	86	68	100	3	24	44	15	279	7.8
1989-90	75	7	1405	261	514	.508	130	186	.699	62	110	172	109	198	2	35	85	20	668	8.9
TOTALS	111	25	2100	366	734	.499	195	279	.699	93	165	258	177	298	5	59	129	35	947	8.5

3-PT. FG: 1988-89, 4-16 (.250); 1989-90, 16-36 (.444); TOTALS, 20-52 (.385)

## PLAYOFFS

	G	GS	MIN	FG	FGA	PCT	FT	FTA	PCT	OFF	DEF	TOT	A	PF	D	ST	TO	BS	PTS	AVG
1988-89	3	—	48	9	14	.643	1	2	.500	2	5	7	3	9	0	1	6	0	19	6.3
1989-90	1	—	15	5	8	.625	1	2	.500	0	0	0	1	3	0	1	1	0	11	11.0
TOTALS	4	—	63	14	22	.636	2	4	.500	2	5	7	4	12	0	2	7	0	30	7.5

3-PT. FG: 1989-90, 0-1 (.000)

## SMITH, DON

Dayton

#10

HT: 6-2

WT: 165

Birthdate: Oct. 10, 1951

Drafted: 1974, 2nd round (19th overall) by 76ers

	G	GS	MIN	FG	FGA	PCT	FT	FTA	PCT	OFF	DEF	TOT	A	PF	D	ST	TO	BS	PTS	AVG
1974-75	54	0	538	131	321	.408	21	21	1.000	14	16	30	47	45	0	20	—	3	283	5.2

## SKILES, SCOTT

Michigan State '86

#5

HT: 6-1

WT: 185

Birthdate: March 5, 1964

Drafted: 1986, 1st round (22nd overall) by Milwaukee

	G	GS	MIN	FG	FGA	PCT	FT	FTA	PCT	OFF	DEF	TOT	A	PF	D	ST	TO	BS	PTS	AVG
1995-96	10	9	236	20	57	.351	8	10	.800	1	15	16	38	21	0	7	16	0	63	6.3

3-PT. FG: 1995-96, 15-34 (.441)



# ALL-TIME ROSTER

## SMITH, ISH

Wake Forest

#5

HT: 6-0

WT: 175

Birthdate: July 5, 1988

Drafted: Undrafted

	G	GS	MIN	FG	FGA	PCT	FT	FTA	PCT	OFF	DEF	TOT	A	PF	D	ST	TO	BS	PTS	AVG
2014-15	25	14	677	128	322	.398	28	48	.583	10	63	73	152	38	0	32	69	5	301	12.0
2015-16	50	50	1622	299	739	.405	89	133	.669	29	184	213	348	95	0	64	130	18	733	14.7
<b>TOTALS</b>	<b>75</b>	<b>64</b>	<b>2299</b>	<b>427</b>	<b>1061</b>	<b>.402</b>	<b>117</b>	<b>181</b>	<b>.646</b>	<b>39</b>	<b>247</b>	<b>286</b>	<b>500</b>	<b>133</b>	<b>0</b>	<b>96</b>	<b>199</b>	<b>23</b>	<b>1034</b>	<b>13.8</b>

3-PT. FG: 2014-15, 17-55 (.309); 2015-16, 46-137 (.336); TOTALS, 63-192 (.328)

## SMITH, JASON

Colorado State

#14

HT: 7-0

WT: 240

Birthdate: Mar. 2, 1986

Drafted: 2007, 1st round (20th overall) by Miami

	G	GS	MIN	FG	FGA	PCT	FT	FTA	PCT	OFF	DEF	TOT	A	PF	D	ST	TO	BS	PTS	AVG
2007-08	76	1	1107	141	310	.455	54	82	.659	77	153	230	20	142	1	22	48	50	340	4.5
2008-09																				
2009-10	56	2	658	75	174	.431	29	42	.690	54	81	135	33	110	1	21	35	28	189	3.4
<b>TOTALS</b>	<b>132</b>	<b>3</b>	<b>1764</b>	<b>216</b>	<b>484</b>	<b>.446</b>	<b>83</b>	<b>124</b>	<b>.669</b>	<b>131</b>	<b>234</b>	<b>365</b>	<b>53</b>	<b>252</b>	<b>2</b>	<b>43</b>	<b>83</b>	<b>78</b>	<b>529</b>	<b>4.9</b>

3-PT. FG: 2007-08, 4-14 (.286); 2009-10, 10-29 (.345); TOTALS, 14-43 (.326)

## PLAYOFFS

	G	GS	MIN	FG	FGA	PCT	FT	FTA	PCT	OFF	DEF	TOT	A	PF	D	ST	TO	BS	PTS	AVG
2007-08	6	0	82	8	18	.444	4	4	1.000	4	11	15	3	5	0	1	2	5	20	3.3

3-PT. FG: 2007-08, 0-1 (.000)

## SMITH, JOE

Maryland

#9

HT: 6-10

WT: 225

Birthdate: July 26, 1975

Drafted: 1995, 1st round (1st overall) by Golden State

	G	GS	MIN	FG	FGA	PCT	FT	FTA	PCT	OFF	DEF	TOT	A	PF	D	ST	TO	BS	PTS	AVG
1997-98	30	6	699	121	270	.448	67	85	.788	58	75	133	27	94	0	18	52	13	309	10.3
2006-07	54	11	1355	191	429	.445	115	136	.846	107	253	360	46	125	1	31	63	20	497	9.2
<b>TOTALS</b>	<b>84</b>	<b>17</b>	<b>2065</b>	<b>312</b>	<b>699</b>	<b>.446</b>	<b>182</b>	<b>221</b>	<b>.824</b>	<b>165</b>	<b>328</b>	<b>493</b>	<b>73</b>	<b>219</b>	<b>1</b>	<b>49</b>	<b>115</b>	<b>33</b>	<b>806</b>	<b>9.6</b>

3-PT. FG: 1997-98, 0-1 (.000); 2006-07, 0-4 (.000); TOTALS, 0-5 (.000)

## SMITH, STEVEN

La Salle

#30

HT: 6-9

WT: 206

Birthdate: April 12, 1983

Drafted: Undrafted

	G	GS	MIN	FG	FGA	PCT	FT	FTA	PCT	OFF	DEF	TOT	A	PF	D	ST	TO	BS	PTS	AVG
2006-07	8	0	28	2	8	.250	1	2	.500	1	5	6	0	4	0	1	2	0	5	0.6

3-PT. FG: 2006-07, 0-0 (---)

## SMITH, ZHAIRE

Texas Tech

#8

HT: 6-4

WT: 199

Birthdate: June 4, 1999

Drafted: 2018, 1st round (16th overall) by Phoenix

	G	GS	MIN	FG	FGA	PCT	FT	FTA	PCT	OFF	DEF	TOT	A	PF	D	ST	TO	BS	PTS	AVG
2018-19	6	2	111	14	34	.412	6	8	.750	3	10	13	10	8	0	2	6	2	40	6.7
2019-20	7	0	32	3	11	.273	2	4	.500	0	2	2	2	0	0	3	2	0	8	1.1
<b>TOTALS</b>	<b>13</b>	<b>2</b>	<b>143</b>	<b>17</b>	<b>45</b>	<b>.378</b>	<b>8</b>	<b>12</b>	<b>.667</b>	<b>3</b>	<b>12</b>	<b>15</b>	<b>12</b>	<b>8</b>	<b>0</b>	<b>5</b>	<b>8</b>	<b>2</b>	<b>48</b>	<b>3.7</b>

3-PT. FG: 2018-19, 6-16 (.375); 2019-20, 0-3 (.000); TOTALS, 6-19 (.316)

## PLAYOFFS

	G	GS	MIN	FG	FGA	PCT	FT	FTA	PCT	OFF	DEF	TOT	A	PF	D	ST	TO	BS	PTS	AVG
2018-19	2	0	5	0	0	0	0	0	0	0	0	0	0	0	0	1	0	0	0	0
<b>TOTALS</b>	<b>2</b>	<b>0</b>	<b>5</b>	<b>0</b>	<b>0</b>	<b>0</b>	<b>0</b>	<b>0</b>	<b>0</b>	<b>0</b>	<b>0</b>	<b>0</b>	<b>0</b>	<b>0</b>	<b>0</b>	<b>1</b>	<b>0</b>	<b>0</b>	<b>0</b>	<b>0</b>

3-PT. FG: 2018-19, 0-0 (.000)

## SNOW, ERIC

Michigan State

#20

HT: 6-3

WT: 204

Birthdate: April 24, 1973

Drafted: 1995, 2nd round (43rd overall) by Milwaukee

	G	GS	MIN	FG	FGA	PCT	FT	FTA	PCT	OFF	DEF	TOT	A	PF	D	ST	TO	BS	PTS	AVG
1997-98	47	0	844	69	161	.429	44	61	.721	19	58	77	164	99	0	60	51	4	184	3.9
1998-99	48	48	1716	149	348	.428	110	150	.733	25	137	162	301	149	2	100	111	1	413	8.6
1999-00	82	80	2866	257	597	.430	126	177	.712	42	219	261	624	243	2	140	162	8	651	7.9
2000-01	50	50	1740	182	435	.418	122	154	.792	27	139	166	369	123	1	77	124	7	491	9.8
2001-02	61	61	2225	276	624	.442	183	227	.806	33	182	215	400	167	1	95	138	9	738	12.1
2002-03	82	82	3108	361	799	.452	325	379	.858	71	230	301	544	235	2	133	194	11	1054	12.9
2003-04	82	82	2966	295	715	.413	252	316	.797	62	219	281	563	213	1	97	187	6	844	10.3
<b>TOTALS</b>	<b>452</b>	<b>403</b>	<b>15465</b>	<b>1589</b>	<b>3679</b>	<b>.432</b>	<b>1162</b>	<b>1464</b>	<b>.794</b>	<b>279</b>	<b>1184</b>	<b>1463</b>	<b>2965</b>	<b>1229</b>	<b>9</b>	<b>702</b>	<b>967</b>	<b>46</b>	<b>4375</b>	<b>9.7</b>

3 PT. FG: 1997-98, 2-17 (.118); 1998-99, 5-21 (.238); 1999-00, 11-45 (.244); 2000-01, 5-19 (.263); 2001-02, 3-27 (.111); 2002-03, 7-32 (.219); 2003-04, 2-18 (.111); TOTALS, 35-179 (.196)

## PLAYOFFS

	G	GS	MIN	FG	FGA	PCT	FT	FTA	PCT	OFF	DEF	TOT	A	PF	D	ST	TO	BS	PTS	AVG	
1998-99	8	8	306	37	88	.413	22	27	.815	3	30	33	57	26	0	8	25	1	99	12.4	
1999-00	5	4	138	15	31	.484	4	4	1.000	0	10	10	10	35	14	0	4	7	1	37	7.4
2000-01	23	9	717	87	210	.414	40	55	.727	26	60	86	104	63	0	27	45	2	214	9.3	
2001-02	5	5	171	18	56	.321	17	22	.773	3	19	22	27	13	0	6	15	0	54	10.8	
2002-03	12	12	415	43	102	.422	51	58	.879	9	31	40	67	47	1	18	30	0	138	11.5	
TOTALS	53	38	1747	200	487	.411	134	166	.807	41	150	191	290	163	1	63	122	4	542	10.2	

3 PT. FG: 1998-99, 3-13 (.231); 1999-00, 3-4 (.750); 2000-01, 0-7 (.000); 2001-02, 1-6 (.167); 2002-03, 1-10 (.100); TOTALS, 8-40 (.200)





# ALL-TIME ROSTER

## SONGAILA, DARIUS

Wake Forest

#25

HT: 6-9

WT: 248

Birthdate: Feb. 14, 1978

Drafted: 2002, 2nd round (50th overall) by Boston

	G	GS	MIN	FG	FGA	PCT	FT	FTA	PCT	OFF	DEF	TOT	A	PF	D	ST	TO	BS	PTS	AVG
2010-11	10	0	71	7	15	.467	2	4	.500	2	8	10	2	16	0	0	4	0	16	1.6

## PLAYOFFS

	G	GS	MIN	FG	FGA	PCT	FT	FTA	PCT	OFF	DEF	TOT	A	PF	D	ST	TO	BS	PTS	AVG
2010-11																				
INACTIVE - COACH'S DECISION																				

## SORENSEN, DAVE

Ohio State

#35

HT: 6-8

WT: 225

Birthdate: July 8, 1948

Drafted: 1970, 2nd round (26th overall) by Cleveland

	G	GS	MIN	FG	FGA	PCT	FT	FTA	PCT	OFF	DEF	TOT	A	PF	D	ST	TO	BS	PTS	AVG
1972-73	48	0	626	113	248	.456	59	79	.747	—	—	173	31	91	0	—	—	—	285	5.9

## SPANARKEL, JIM

Duke

#34

HT: 6-5

WT: 190

Birthdate: June 28, 1957

Drafted: 1979, 1st round (16th overall) by 76ers

	G	GS	MIN	FG	FGA	PCT	FT	FTA	PCT	OFF	DEF	TOT	A	PF	D	ST	TO	BS	PTS	AVG
1979-80	40	0	442	72	153	.471	54	65	.831	27	27	54	51	58	0	12	57	6	198	5.0
3-PT. FG: 1979-80, 0-2 (.000)																				

## PLAYOFFS

	G	GS	MIN	FG	FGA	PCT	FT	FTA	PCT	OFF	DEF	TOT	A	PF	D	ST	TO	BS	PTS	AVG
1979-80	5	—	8	0	2	.000	2	2	1.000	0	1	1	1	1	0	0	0	0	2	0.4

## SPEIGHTS, MARREESE

Florida

#16

HT: 6-10

WT: 245

Birthdate: August 4, 1987

Drafted: 2008, 1st round (16th overall) by 76ers

	G	GS	MIN	FG	FGA	PCT	FT	FTA	PCT	OFF	DEF	TOT	A	PF	D	ST	TO	BS	PTS	AVG
2008-09	79	2	1263	252	502	.502	102	132	.773	123	170	293	30	181	0	27	46	56	608	7.7
2009-10	62	1	1015	212	444	.477	108	145	.745	85	167	252	36	152	2	29	51	34	532	8.6
2010-11	64	1	734	144	291	.495	55	73	.753	64	146	210	30	120	0	8	40	19	344	5.4
TOTALS	205	4	3012	608	1237	.492	265	350	.757	272	483	755	96	453	2	64	137	109	1484	7.2
3-PT. FG: 2008-09, 2-8 (.250); 2008-09, 0-5 (.000); 1-4 (.250); TOTALS, 3-17 (.176)																				

## PLAYOFFS

	G	GS	MIN	FG	FGA	PCT	FT	FTA	PCT	OFF	DEF	TOT	A	PF	D	ST	TO	BS	PTS	AVG
2008-09	3	0	29	3	7	.429	3	4	.750	3	3	6	0	5	0	0	0	0	9	3.0
2010-11	2	0	21	2	12	.167	0	0	---	1	5	6	1	4	0	0	0	1	4	2.0
TOTALS	5	0	50	5	19	.263	3	4	.750	4	8	12	1	9	0	0	0	1	13	2.6

## SPLITTER, TIAGO

Brazil

#47

HT: 6-11

WT: 245

Birthdate: Jan. 1, 1985

Drafted: 2007, 1st round (28th overall) by San Antonio

	G	GS	MIN	FG	FGA	PCT	FT	FTA	PCT	OFF	DEF	TOT	A	PF	D	ST	TO	BS	PTS	AVG
2016-17	8	0	76	14	31	.452	9	11	.818	8	14	22	4	8	0	1	6	1	39	4.9
3-PT. FG: 2016-17, 2-6 (.333)																				

## STACKHOUSE, JERRY

North Carolina

#42

HT: 6-6

WT: 218

Birthdate: Nov. 5, 1974

Drafted: 1995, 1st round (3rd overall) by 76ers

	G	GS	MIN	FG	FGA	PCT	FT	FTA	PCT	OFF	DEF	TOT	A	PF	D	ST	TO	BS	PTS	AVG
1995-96	72	71	2701	452	1091	.414	387	518	.747	90	175	265	278	179	0	76	252	79	1384	19.2
1996-97	81	81	3166	533	1308	.407	511	667	.766	156	182	338	253	219	2	93	316	63	1679	20.7
1997-98	22	22	748	128	283	.452	81	101	.802	28	48	76	67	56	1	31	74	21	353	16.0
TOTALS	175	174	6615	1113	2682	.415	979	1286	.761	274	405	679	598	454	3	200	642	163	3416	19.5
3-PT. FG: 1995-96, 93-292 (.318); 1996-97, 102-342 (.298); 1997-98, 16-46 (.348); TOTALS, 211-680 (.310)																				

## STAUSKAS, NIK

Michigan

#11

HT: 6-6

WT: 205

Birthdate: Oct. 7, 1993

Drafted: 2014, 1st round (8th overall) by Sacramento

	G	GS	MIN	FG	FGA	PCT	FT	FTA	PCT	OFF	DEF	TOT	A	PF	D	ST	TO	BS	PTS	AVG
2015-16	73	35	1809	210	545	.385	91	118	.771	23	160	183	138	115	0	44	94	20	617	8.5
2016-17	80	27	2188	251	634	.396	122	150	.813	21	205	226	188	144	0	45	128	32	756	9.5
2017-18	6	0	45	1	4	.250	2	21.000	—	0	1	1	1	3	0	4	4	0	4	0.7
TOTALS	159	62	4042	462	1183	.391	215	270	.796	44	366	410	327	262	0	93	226	52	1377	8.7
3-PT. FG: 2015-16, 106-325 (.326); 2016-17, 132-359 (.368); 2017-18, 0-1 (.000); TOTALS, 238-685 (.347)																				

## STEWART, KEBU

California

#41

HT: 6-10

WT: 230

Birthdate: Apr. 24, 1975

Drafted: 1997, 2nd round (36th overall) by 76ers

	G	GS	MIN	FG	FGA	PCT	FT	FTA	PCT	OFF	DEF	TOT	A	PF	D	ST	TO	BS	PTS	AVG
1997-98	15	0	110	12	26	.462	16	25	.640	9	22	31	2	13	0	5	8	2	40	2.7

## STOKES, GREG

Iowa

#41

HT: 6-10

WT: 220

Birthdate: Aug. 5, 1963

Drafted: 1985, 2nd round (33rd overall) by 76ers

	G	GS	MIN	FG	FGA	PCT	FT	FTA	PCT	OFF	DEF	TOT	A	PF	D	ST	TO	BS	PTS	AVG
1985-86	31	13	350	56	119	.471	14	21	.667	27	30	57	17	56	0	14	19	11	126	4.1
3-PT. FG: 1985-86, 0-1 (.000)																				



# ALL-TIME ROSTER

## PLAYOFFS

	G	GS	MIN	FG	FGA	PCT	FT	FTA	PCT	OFF	DEF	TOT	A	PF	D	ST	TO	BS	PTS	AVG
1985-86	7	—	90	8	28	.286	11	13	.846	6	7	13	4	12	0	2	4	6	27	3.9

### SUTTON, GREG

Oral Roberts

#20

HT: 6-2

WT: 170

Birthdate: Dec. 3, 1967

Drafted: 1991, 2nd round (49th overall) by San Antonio

	G	GS	MIN	FG	FGA	PCT	FT	FTA	PCT	OFF	DEF	TOT	A	PF	D	ST	TO	BS	PTS	AVG
1995-96	30	2	465	65	167	.389	20	27	.741	4	31	35	63	56	0	17	45	2	190	6.3
3-PT. FG: 1995-96, 40-96 (.417)																				

### THOMAS, ADONIS

Memphis

#7

HT: 6-7

WT: 200

Birthdate: Mar. 25, 1993

Drafted: N/A

	G	GS	MIN	FG	FGA	PCT	FT	FTA	PCT	OFF	DEF	TOT	A	PF	D	ST	TO	BS	PTS	AVG
2013-14	2	1	13	3	5	.600	0	0	—	0	0	0	1	3	0	0	1	0	7	3.5
3-PT. FG: 2013-14, 1-2 (.500)																				

### THOMAS, JAMES

Texas

#30

HT: 6-8

WT: 245

Birthdate: Nov. 22, 1980

Drafted: Undrafted

	G	GS	MIN	FG	FGA	PCT	FT	FTA	PCT	OFF	DEF	TOT	A	PF	D	ST	TO	BS	PTS	AVG
2005-06	15	0	124	7	13	.538	8	14	.571	8	23	31	1	32	0	0	7	3	22	1.5

### THOMAS, KENNY

New Mexico

#9

HT: 6-7

WT: 245

Birthdate: July 25, 1977

Drafted: 1999, 1st round (22nd overall) by Houston

	G	GS	MIN	FG	FGA	PCT	FT	FTA	PCT	OFF	DEF	TOT	A	PF	D	ST	TO	BS	PTS	AVG
2002-03	46	28	1392	178	369	.482	114	152	.750	140	252	392	73	120	2	46	76	22	470	10.2
2003-04	74	72	2699	381	813	.469	243	323	.752	261	489	750	111	219	2	82	172	33	1006	13.6
2004-05	47	43	1344	217	476	.456	95	119	.798	106	202	308	77	151	3	40	83	6	530	11.3
TOTALS	120	100	4091	559	1182	.473	357	475	.752	401	741	1142	184	339	4	128	248	55	1476	12.3
3-PT. FG: 2003-04, 1-5 (.200); 2004-05, 1-4 (.520); TOTALS, 2-9 (.222)																				

## PLAYOFFS

	G	GS	MIN	FG	FGA	PCT	FT	FTA	PCT	OFF	DEF	TOT	A	PF	D	ST	TO	BS	PTS	AVG
2002-03	12	12	389	54	101	.535	19	29	.655	42	70	112	11	42	1	8	19	5	127	10.6

### THOMAS, MALCOLM

San Diego State

#11

HT: 6-9

WT: 225

Birthdate: Nov. 8, 1988

Drafted: Undrafted

	G	GS	MIN	FG	FGA	PCT	FT	FTA	PCT	OFF	DEF	TOT	A	PF	D	ST	TO	BS	PTS	AVG
2014-15	17	0	194	18	40	.450	9	13	.692	16	40	56	7	17	0	3	13	1	45	2.6
3-PT. FG: 2014-15, 0-7 (.000)																				

### THOMAS, TIM

Villanova

#1

HT: 6-10

WT: 230

Birthdate: Feb. 26, 1977

Drafted: 1997, 1st round (7th overall) by New Jersey

	G	GS	MIN	FG	FGA	PCT	FT	FTA	PCT	OFF	DEF	TOT	A	PF	D	ST	TO	BS	PTS	AVG
1997-98	77	48	1779	306	684	.447	171	231	.740	107	181	288	90	185	2	54	118	17	845	11.0
1998-99	17	0	188	27	67	.403	19	24	.792	7	26	33	15	21	0	3	15	3	78	4.6
TOTALS	94	48	1967	333	751	.443	190	255	.751	114	207	321	105	206	2	57	133	20	923	9.8
3-PT. FG: 1997-98, 47-140 (.336); 1998-99, 5-19 (.263); TOTALS, 52-159 (.327)																				

### THOMPSON, HOLLIS

Georgetown

#31

HT: 6-8

WT: 206

Birthdate: Apr. 3, 1991

Drafted: N/A

	G	GS	MIN	FG	FGA	PCT	FT	FTA	PCT	OFF	DEF	TOT	A	PF	D	ST	TO	BS	PTS	AVG
2013-14	77	41	1742	171	372	.460	52	73	.712	73	174	247	73	144	0	53	60	12	461	6.0
2014-15	71	23	1776	224	543	.413	63	89	.708	53	145	198	85	141	1	57	66	26	626	8.8
2015-16	77	17	2154	270	680	.397	69	96	.719	54	218	272	99	187	2	36	76	24	758	9.8
2016-17	31	1	561	66	159	.415	13	20	.650	15	69	84	26	55	0	14	9	6	171	5.5
TOTALS	256	82	6233	731	1754	.417	197	278	.709	195	606	801	283	527	3	160	211	68	2016	7.9
3-PT. FG: 2013-14, 67-167 (.401); 2014-15, 115-287 (.401); 2015-16, 149-392 (.380); 2016-17, 26-71 (.366) TOTALS, 357-917 (.389)																				

### THOMPSON, LA SALLE

Texas

#41

HT: 6-10

WT: 260

Birthdate: June 23, 1961

Drafted: 1982, 1st round (5th overall) by Kansas City

	G	GS	MIN	FG	FGA	PCT	FT	FTA	PCT	OFF	DEF	TOT	A	PF	D	ST	TO	BS	PTS	AVG
1995-96	44	11	773	33	83	.398	19	24	.792	62	137	199	26	125	5	19	37	20	85	1.9

### THOMPSON, PAUL

Tulane

#33

HT: 6-6

WT: 210

Birthdate: May 25, 1961

Drafted: 1983, 3rd round (50th overall) by Cleveland

	G	GS	MIN	FG	FGA	PCT	FT	FTA	PCT	OFF	DEF	TOT	A	PF	D	ST	TO	BS	PTS	AVG
1985-86	23	8	432	70	194	.361	37	43	.860	27	36	63	24	49	1	15	30	17	179	7.8





# ALL-TIME ROSTER

## THORNTON, BOB

California (Irvine)

#23

HT: 6-10

WT: 225

Birthdate: July 10, 1962

Drafted: 1984, 4th round (87th overall) by New York

	G	GS	MIN	FG	FGA	PCT	FT	FTA	PCT	OFF	DEF	TOT	A	PF	D	ST	TO	BS	PTS	AVG
1987-88	41	2	508	59	111	.532	29	47	.617	41	58	99	11	80	1	9	27	3	147	3.6
1988-89	54	0	449	47	111	.423	32	60	.533	36	56	92	15	87	0	8	23	7	127	2.4
1989-90	56	0	592	48	112	.429	26	51	.510	45	88	133	17	105	1	20	35	12	123	2.2
TOTALS	151	2	1549	154	334	.461	87	158	.551	122	202	324	43	272	2	37	85	22	397	2.6

3-PT. FG: 1987-88, 0-2 (.000); 1988-89, 1-3 (.333); 1989-90, 1-3 (.333); TOTALS, 2-8 (.250)

## PLAYOFFS

	G	GS	MIN	FG	FGA	PCT	FT	FTA	PCT	OFF	DEF	TOT	A	PF	D	ST	TO	BS	PTS	AVG
1989-90	9	—	89	7	18	.389	5	10	.500	11	4	15	4	22	0	2	2	1	19	2.1

## THREATT, SEADLE

West Virginia Tech

#3

HT: 6-2

WT: 185

Birthdate: Sept. 10, 1961

Drafted: 1983, 6th round (139th overall) by 76ers

	G	GS	MIN	FG	FGA	PCT	FT	FTA	PCT	OFF	DEF	TOT	A	PF	D	ST	TO	BS	PTS	AVG
1983-84	45	0	464	62	148	.419	23	28	.821	17	23	40	41	65	1	13	33	2	148	3.3
1984-85	82	0	1304	188	416	.452	66	90	.733	21	78	99	175	171	2	80	99	16	446	5.4
1985-86	70	27	1754	310	684	.453	75	90	.833	21	100	121	193	157	1	93	102	5	696	9.9
1986-87	28	8	668	108	261	.414	42	53	.792	18	39	57	82	76	0	32	47	4	265	9.5
TOTALS	225	35	4190	668	1509	.443	206	261	.789	17	240	317	491	469	4	218	281	27	1555	6.9

3-PT. FG: 1983-84, 1-8 (.125); 1984-85, 4-22 (.182); 1985-86, 1-24 (.042); 1986-87, 7-16 (.438); TOTALS, 13-70 (.186)

## PLAYOFFS

	G	GS	MIN	FG	FGA	PCT	FT	FTA	PCT	OFF	DEF	TOT	A	PF	D	ST	TO	BS	PTS	AVG
1983-84	3	—	6	1	3	.333	0	0	.000	1	1	2	1	0	0	1	2	0	2	0.7
1984-85	4	—	28	2	7	.286	0	0	.000	1	0	1	5	2	0	1	3	0	4	1.0
1985-86	12	—	312	67	143	.469	26	33	.788	6	19	25	42	35	0	23	15	2	160	13.3
TOTALS	19	—	346	70	153	.456	26	33	.788	8	20	28	48	37	0	25	20	2	166	8.7

3-PT. FG: 1983-84, 0-2 (.000); 1984-85, 0-2 (.000); TOTALS 0-4 (.000)

## THYBULLE, MATISSE

Washington

#22

HT: 6-5

WT: 201

Birthdate: March 4, 1997

Drafted: 2019, 1st round (20th overall) by Boston

	G	GS	MIN	FG	FGA	PCT	FT	FTA	PCT	OFF	DEF	TOT	A	PF	D	ST	TO	BS	PTS	AVG
2019-20	65	14	1287	112	265	.423	25	41	.610	44	63	107	79	141	0	94	51	47	305	4.7

3-PT FG: 2019-20, 56-157 (.357)

## PLAYOFFS

	G	GS	MIN	FG	FGA	PCT	FT	FTA	PCT	OFF	DEF	TOT	A	PF	D	ST	TO	BS	PTS	AVG
2019-20	4	1	75	3	7	.429	0	0	—	1	6	7	2	6		3	2	1	7	1.8

3-PT FG: 2019-20, 1-4 (.250)

## TONEY, ANDREW

Southwest Louisiana

#22

HT: 6-3

WT: 185

Birthdate: Nov. 23, 1957

Drafted: 1980, 1st round (8th overall) by 76ers

	G	GS	MIN	FG	FGA	PCT	FT	FTA	PCT	OFF	DEF	TOT	A	PF	D	ST	TO	BS	PTS	AVG
1980-81	75	57	1768	399	806	.495	161	226	.712	32	111	143	273	234	5	59	219	10	968	12.9
1981-82	77	1	1909	511	979	.522	227	306	.742	43	91	134	283	269	5	64	214	17	1274	16.5
1982-83	81	81	2474	626	1250	.501	324	411	.788	42	183	225	365	255	0	80	271	17	1598	19.7
1983-84	78	72	2556	593	1125	.527	390	465	.839	57	136	193	373	251	1	70	297	23	1588	20.4
1984-85	70	65	2237	450	914	.492	306	355	.862	35	142	177	363	211	1	65	224	24	1245	17.8
1985-86	6	0	84	11	36	.306	3	8	.375	2	3	5	12	8	0	2	7	0	25	4.2
1986-87	52	12	1058	197	437	.451	133	167	.796	16	69	85	188	78	0	18	112	8	549	10.6
1987-88	29	15	522	72	171	.421	58	72	.806	8	39	47	108	35	0	11	50	6	211	7.3
TOTALS	468	303	12608	2859	5718	.500	1602	2010	.797	235	774	1009	1965	1341	12	369	1394	105	7458	15.9

3-PT. FG: 1980-81, 9-29 (.310); 1981-82, 25-59 (.424); 1982-83, 22-76 (.289); 1983-84, 12-38 (.316); 1984-85, 39-105 (.371); 1985-86, 0-2 (.000); 1986-87, 22-67 (.328); 1987-88, 9-27 (.333); TOTALS 138-403 (.342)

## PLAYOFFS

	G	GS	MIN	FG	FGA	PCT	FT	FTA	PCT	OFF	DEF	TOT	A	PF	D	ST	TO	BS	PTS	AVG
1980-81	16	—	356	77	180	.428	66	81	.815	10	27	37	54	50	0	11	54	7	221	13.8
1981-82	21	—	707	185	365	.507	82	103	.796	20	31	51	102	86	1	18	67	2	457	21.8
1982-83	12	—	357	87	185	.470	52	69	.754	11	17	28	55	43	1	11	45	1	226	18.8
1983-84	5	—	180	40	77	.519	23	30	.767	5	6	11	19	24	0	4	25	1	103	20.6
1984-85	13	—	442	83	174	.477	47	61	.770	8	24	32	66	46	0	12	50	5	219	16.8
1986-87	5	—	104	13	34	.382	2	21.000		2	7	9	27	16	1	2	16	2	28	5.6
TOTALS	72	—	2146	485	1015	.478	272	346	.786	56	112	168	323	265	3	58	257	18	1254	17.4

3-PT. FG: 1980-81, 1-9 (.111); 1981-82, 5-15 (.333); 1982-83, 0-5 (.000); 1983-84, 0-5 (.000); 1984-85, 6-14 (.429); 1986-87, 0-3 (.000); TOTALS 12-51 (.235)

## ALL-STAR GAME

	G	GS	MIN	FG	FGA	PCT	FT	FTA	PCT	OFF	DEF	TOT	A	PF	D	ST	TO	BS	PTS	AVG
1983	1	0	18	4	5	.800	0	0	—	0	1	1	7	3	0	2	—	0	8	—
1984	1	0	22	6	11	.545	1	11.000		0	0	0	3	0	0	2	—	0	13	—
TOTALS	2	0	40	10	16	.625	1	11.000		0	1	1	10	3	0	4	—	0	21	10.5



# ALL-TIME ROSTER

## TOONE, BERNARD

Marquette

#3

HT: 6-9

WT: 210

Birthdate: July 14, 1956

Drafted: 1979, 2nd round (37th overall) by 76ers

	G	GS	MIN	FG	FGA	PCT	FT	FTA	PCT	OFF	DEF	TOT	A	PF	D	ST	TO	BS	PTS	AVG
1979-80	23	0	124	23	64	.359	8	10	.800	12	22	34	12	20	0	4	16	5	55	2.4
3-PT FG: 1979-80, 1-7, (.143)																				

## PLAYOFFS

	G	GS	MIN	FG	FGA	PCT	FT	FTA	PCT	OFF	DEF	TOT	A	PF	D	ST	TO	BS	PTS	AVG
1979-80	4	—	6	0	4	.000	0	0	---	0	1	1	1	1	0	0	0	0	0	0.0
3-PT FG: 1979-80, 0-1, (.000)																				

## TRAPP, JOHN Q.

Nevada Southern

#31

HT: 6-7

WT: 215

Birthdate: Oct. 2, 1945

Drafted: 1968, 2nd round (15th overall) by San Diego

	G	GS	MIN	FG	FGA	PCT	FT	FTA	PCT	OFF	DEF	TOT	A	PF	D	ST	TO	BS	PTS	AVG
1972-73	39	11	854	168	408	.412	83	112	.741	—	—	186	47	140	4	—	—	—	419	10.7

## TSCHOGL, JOHN

California Santa Barbara

#26

HT: 6-6

WT: 210

Birthdate: Apr. 25, 1950

Drafted: 1972, 4th round (60th overall) by Golden St.

	G	GS	MIN	FG	FGA	PCT	FT	FTA	PCT	OFF	DEF	TOT	A	PF	D	ST	TO	BS	PTS	AVG
1974-75	39	14	623	53	148	.358	13	22	.591	—	—	52	59	111	2	25	—	25	119	3.1

## TUCKER, JIM

Duquesne

#12

HT: 6-7

WT: 185

Birthdate: Dec. 11, 1932

Drafted: N/A

	G	GS	MIN	FG	FGA	PCT	FT	FTA	PCT	OFF	DEF	TOT	A	PF	D	ST	TO	BS	PTS	AVG
1954-55	20	—	287	39	116	.336	27	38	.711	—	—	97	12	50	0	—	—	—	105	5.3
1955-56	70	—	895	101	290	.348	66	83	.795	—	—	232	38	166	2	—	—	—	268	3.8
1956-57	9	—	110	17	44	.386	0	1	.000	—	—	20	2	26	0	—	—	—	34	3.8
TOTALS	99	—	1292	157	450	.349	93	122	.762	—	—	349	52	242	2	—	—	—	407	4.1

## PLAYOFFS

	G	GS	MIN	FG	FGA	PCT	FT	FTA	PCT	OFF	DEF	TOT	A	PF	D	ST	TO	BS	PTS	AVG
1954-55	9	—	59	8	27	.296	8	9	.889	—	—	15	1	13	0	—	—	—	24	2.7
1955-56	6	—	72	13	34	.382	6	8	.750	—	—	25	2	15	0	—	—	—	32	5.3
TOTALS	15	—	131	21	61	.344	14	17	.824	—	—	40	3	28	0	—	—	—	56	3.7

## TURNER, ANDRE

Memphis State

#4

HT: 5-11

WT: 160

Birthdate: Dec. 13, 1964

Drafted: 1986, 3rd round (69th overall) by LA Lakers

	G	GS	MIN	FG	FGA	PCT	FT	FTA	PCT	OFF	DEF	TOT	A	PF	D	ST	TO	BS	PTS	AVG
1990-91	70	1	1407	168	383	.439	64	87	.736	36	116	152	311	124	0	63	95	0	412	5.9
3-PT FG: 1990-91, 12-22 (.364)																				

## PLAYOFFS

	G	GS	MIN	FG	FGA	PCT	FT	FTA	PCT	OFF	DEF	TOT	A	PF	D	ST	TO	BS	PTS	AVG
1990-91	8	—	189	21	48	.438	13	16	.813	2	11	13	35	12	0	11	8	0	58	7.3
3-PT FG: 1990-91, 3-9 (.333)																				

## TURNER, EVAN

Ohio State

#12

HT: 6-7

WT: 220

Birthdate: Oct. 27, 1988

Drafted: 2010, 1st round (2nd overall) by 76ers

	G	GS	MIN	FG	FGA	PCT	FT	FTA	PCT	OFF	DEF	TOT	A	PF	D	ST	TO	BS	PTS	AVG
2010-11	78	14	1797	225	529	.425	101	125	.808	42	264	306	159	138	0	49	80	14	565	7.2
2011-12	65	20	1713	263	590	.446	73	108	.676	27	349	376	180	117	1	40	10	20	610	9.4
2012-13	82	82	2892	441	1053	.419	154	208	.740	56	461	517	354	197	1	71	187	17	1094	13.3
2013-14	54	54	1886	356	831	.428	189	228	.829	50	272	322	198	147	3	56	155	5	939	17.4
TOTALS	279	170	8288	1285	3003	.428	517	669	.773	175	1346	1521	891	599	5	216	527	56	3208	11.5
3-PT FG: 2010-11, 14-44 (.318); 2011-12, 11-49 (.224); 2012-13, 58-159 (.365); 2013-14, 38-132 (.288); TOTALS, 121-384 (.315)																				

## PLAYOFFS

	G	GS	MIN	FG	FGA	PCT	FT	FTA	PCT	OFF	DEF	TOT	A	PF	D	ST	TO	BS	PTS	AVG
2010-11	5	0	97	17	38	.447	2	2	1.000	4	19	23	4	9	0	3	0	1	40	8.0
2011-12	13	12	449	56	154	.364	33	48	.688	14	84	98	32	36	0	12	30	6	145	11.2
TOTALS	18	12	546	73	192	.380	35	50	.700	18	103	121	36	45	0	15	30	7	185	10.3
3-PT FG: 2010-11, 4-5 (.800); 2011-12, 0-6 (.000); TOTALS, 4-11 (.364)																				

## TYLER, B.J. (BRANDON JOE)Texas

#1

HT: 6-1

WT: 185

Birthdate: April 30, 1971

Drafted: 1994, 1st round (20th overall) by 76ers

	G	GS	MIN	FG	FGA	PCT	FT	FTA	PCT	OFF	DEF	TOT	A	PF	D	ST	TO	BS	PTS	AVG
1994-95	55	8	809	72	189	.381	35	51	.700	13	49	62	174	58	0	36	97	2	195	3.5

## VAN ARSDALE, TOM

Indiana

#5

HT: 6-5

WT: 215

Birthdate: Feb. 22, 1943

Drafted: 1965, 3rd round (15th overall) by Detroit

	G	GS	MIN	FG	FGA	PCT	FT	FTA	PCT	OFF	DEF	TOT	A	PF	D	ST	TO	BS	PTS	AVG
1972-73	30	30	1029	195	496	.393	140	168	.833	—	—	185	62	101	1	—	—	—	530	17.7
1973-74	78	77	3041	614	1433	.428	298	350	.851	88	305	393	202	300	6	62	—	3	1526	19.6





# ALL-TIME ROSTER

1974-75	9	6	273	49	116	.422	28	41	.683	7	22	29	16	26	0	13	—	0	126	14.0
<b>TOTALS</b>	<b>117</b>	<b>113</b>	<b>4343</b>	<b>858</b>	<b>2045</b>	<b>.420</b>	<b>466</b>	<b>559</b>	<b>.834</b>	<b>95</b>	<b>327</b>	<b>607</b>	<b>280</b>	<b>427</b>	<b>7</b>	<b>75</b>	<b>—</b>	<b>3</b>	<b>2182</b>	<b>18.6</b>

## VAN HORN, KEITH

Utah

#4

HT: 6-10

WT: 255

Birthdate: Oct. 23, 1975

Drafted: 1997, 1st round (2nd overall) by New Jersey

	G	GS	MIN	FG	FGA	PCT	FT	FTA	PCT	OFF	DEF	TOT	A	PF	D	ST	TO	BS	PTS	AVG
2002-03	74	73	2337	459	952	.482	193	240	.804	159	365	524	93	251	7	63	150	30	1176	15.9
3-PT. FG:	2002-03, 65-176 (.369).																			

## PLAYOFFS

	G	GS	MIN	FG	FGA	PCT	FT	FTA	PCT	OFF	DEF	TOT	A	PF	D	ST	TO	BS	PTS	AVG
2002-03	12	12	402	42	110	.382	27	30	.900	24	66	90	9	41	1	10	26	2	125	10.4
3-PT. FG:	2002-03, 14-32 (.438).																			

## VARNADO, JARVIS

Mississippi State

#40

HT: 6-9

WT: 230

Birthdate: Mar. 1, 1988

Drafted: 2010, 2nd round (41st overall) by Miami

	G	GS	MIN	FG	FGA	PCT	FT	FTA	PCT	OFF	DEF	TOT	A	PF	D	ST	TO	BS	PTS	AVG
2013-14	23	0	337	36	60	.600	27	52	.519	19	44	63	13	61	0	10	10	29	99	4.3

## VINCENT, JAY

Michigan State

#31

HT: 6-8

WT: 220

Birthdate: June 10, 1959

Drafted: 1981, 2nd round (24th overall) by Dallas

	G	GS	MIN	FG	FGA	PCT	FT	FTA	PCT	OFF	DEF	TOT	A	PF	D	ST	TO	BS	PTS	AVG
1989-90	17	5	259	45	105	.429	33	37	.892	13	23	36	8	23	0	10	14	2	124	7.3
3-PT. FG:	1989-90 1-1 (1.000)																			

## VRANES, DANNY

Utah

#20

HT: 6-8

WT: 220

Birthdate: Oct. 29, 1958

Drafted: 1981, 1st round (5th overall) by Seattle

	G	GS	MIN	FG	FGA	PCT	FT	FTA	PCT	OFF	DEF	TOT	A	PF	D	ST	TO	BS	PTS	AVG
1986-87	58	6	817	59	138	.428	21	45	.467	51	95	146	30	127	0	35	26	25	140	2.4
1987-88	57	5	772	53	121	.438	15	35	.429	45	72	117	36	100	0	27	25	33	121	2.1
<b>TOTALS</b>	<b>115</b>	<b>11</b>	<b>1589</b>	<b>112</b>	<b>259</b>	<b>.432</b>	<b>36</b>	<b>80</b>	<b>.450</b>	<b>96</b>	<b>167</b>	<b>263</b>	<b>66</b>	<b>227</b>	<b>0</b>	<b>62</b>	<b>51</b>	<b>58</b>	<b>261</b>	<b>2.3</b>
3-PT. FG:	1986-87, 1-5 (.200); 1987-88, 0-3 (.000); TOTALS 1-8 (.125)																			

## PLAYOFFS

	G	MIN	FG	FGA	PCT	FT	FTA	PCT	OFF	DEF	TOT	A	PF	D	ST	TO	BS	PTS	AVG
1986-87	2	3	0	0	—	0	0	—	0	3	3	0	1	0	0	0	0	0	0.0

## VUCEVIC, NIK

USC

#8

HT: 7-0

WT: 240

Birthdate: Oct. 24, 1990

Drafted: 2011, 1st round (16th overall) by Philadelphia

	G	GS	MIN	FG	FGA	PCT	FT	FTA	PCT	OFF	DEF	TOT	A	PF	D	ST	TO	BS	PTS	AVG
2011-12	51	15	812	131	291	.450	18	34	.529	88	158	246	31	111	0	20	33	34	283	5.5
3-PT. FG:	2011-12, 3-8 (.375)																			

## PLAYOFFS

	G	GS	MIN	FG	FGA	PCT	FT	FTA	PCT	OFF	DEF	TOT	A	PF	D	ST	TO	BS	PTS	AVG
2011-12	1	0	3	0	1	.000	1	2	.500	0	1	1	0	0	0	0	0	0	1	1.0

## WAYNS, MAALIK

Villanova

#18

HT: 6-2

WT: 200

Birthdate: May 2, 1991

Drafted: Undrafted

	G	GS	MIN	FG	FGA	PCT	FT	FTA	PCT	OFF	DEF	TOT	A	PF	D	ST	TO	BS	PTS	AVG
2012-13	21	1	165	19	72	.264	13	15	.867	1	4	5	20	18	0	3	13	0	56	2.7
3-PT. FG:	2012-13, 5-25 (.200)																			

## WALKER, CHET

Bradley

#25

HT: 6-6 1/2

WT: 215

Birthdate: Feb. 22, 1940

Drafted: 1962, 2nd round (12th overall)

	G	GS	MIN	FG	FGA	PCT	FT	FTA	PCT	OFF	DEF	TOT	A	PF	D	ST	TO	BS	PTS	AVG
1962-63	78	—	1992	352	751	.469	253	362	.699	—	—	561	83	220	3	—	—	—	957	12.3
1963-64	76	—	2775	492	1118	.440	330	464	.711	—	—	784	124	232	3	—	—	—	1314	17.3
1964-65	79	—	2187	377	936	.403	288	388	.742	—	—	528	132	200	2	—	—	—	1042	13.2
1965-66	80	—	2603	443	982	.451	335	468	.716	—	—	636	201	238	3	—	—	—	1221	15.3
1966-67	81	—	2691	561	1150	.488	445	581	.766	—	—	660	188	232	4	—	—	—	1567	19.3
1967-68	82	—	2623	539	1172	.460	387	533	.726	—	—	607	157	252	3	—	—	—	1465	17.9
1968-69	82	—	2753	554	1145	.484	369	459	.804	—	—	640	144	244	0	—	—	—	1477	18.0
<b>TOTALS</b>	<b>558</b>	<b>—</b>	<b>17624</b>	<b>3318</b>	<b>7254</b>	<b>.457</b>	<b>2407</b>	<b>3255</b>	<b>.739</b>	<b>—</b>	<b>—</b>	<b>4416</b>	<b>1029</b>	<b>1618</b>	<b>18</b>	<b>—</b>	<b>—</b>	<b>—</b>	<b>9043</b>	<b>16.2</b>

## PLAYOFFS

	G	GS	MIN	FG	FGA	PCT	FT	FTA	PCT	OFF	DEF	TOT	A	PF	D	ST	TO	BS	PTS	AVG
1962-63	5	—	130	27	53	.509	22	30	.733	—	—	47	9	8	0	—	—	—	76	15.2
1963-64	5	—	190	30	77	.390	34	46	.739	—	—	52	13	15	0	—	—	—	94	18.8
1964-65	11	—	469	83	173	.480	57	75	.760	—	—	79	18	38	0	—	—	—	223	20.3
1965-66	5	—	181	24	64	.375	25	31	.806	—	—	37	15	18	0	—	—	—	73	14.6
1966-67	15	—	551	115	246	.467	96	119	.807	—	—	114	32	44	0	—	—	—	326	21.7
1967-68	13	—	485	86	210	.410	76	112	.679	—	—	96	24	44	1	—	—	—	248	19.1
1968-69	4	—	100	23	43	.535	8	12	.667	—	—	23	8	5	0	—	—	—	54	13.5



# ALL-TIME ROSTER

TOTALS 58 — 2106 388 866 .448 318 425 .748 — — 448 119 172 1 — — — 1094 18.9

## ALL-STAR GAME

	G	GS	MIN	FG	FGA	PCT	FT	FTA	PCT	OFF	DEF	TOT	A	PF	D	ST	TO	BS	PTS	AVG
1964	1	0	12	2	5	.400	0	0	---	—	—	0	0	1	0	—	—	—	4	
1966	1	0	25	3	10	.300	2	3	.667	—	—	6	4	2	0	—	—	—	8	
1967	1	0	22	6	9	.667	3	4	.750	—	—	4	1	2	0	—	—	—	15	
TOTALS	3	0	59	11	24	.458	5	7	.714	—	—	10	5	5	0	—	—	—	27	

## WALTERS, REX

Kansas

#23

HT: 6-4

WT: 190

Birthdate: Mar. 12, 1970

Drafted: 1993, 1st round (16th overall) by New Jersey

	G	GS	MIN	FG	FGA	PCT	FT	FTA	PCT	OFF	DEF	TOT	A	PF	D	ST	TO	BS	PTS	AVG
1995-96	33	8	523	49	115	.426	36	46	.783	11	37	48	95	49	0	22	34	4	153	4.6
1996-97	59	16	1041	148	325	.455	49	62	.790	21	86	107	113	75	1	28	61	3	402	6.8
1997-98	19	0	127	11	29	.379	17	17	1.000	3	6	9	21	17	0	5	17	0	42	2.2
TOTALS	111	24	1691	208	469	.443	102	125	.816	35	129	164	229	141	1	55	112	7	597	5.4

3-PT. FG: 1995-96, 19-54 (.352); 1996-97, 57-148 (.385); 1997-98, 3-14 (.214); TOTALS, 79-216 (.366)

## WARBINGTON, PERRY

Georgia Southern

#6

HT: 6-2

WT: 165

Birthdate: Sept. 7, 1952

Drafted: 1974, 9th round (145th overall) by 76ers

	G	GS	MIN	FG	FGA	PCT	FT	FTA	PCT	OFF	DEF	TOT	A	PF	D	ST	TO	BS	PTS	AVG
1974-75	5	0	70	4	21	.190	2	2	1.000	2	6	8	16	16	0	0	0	0	10	2.0

## WARD, GERRY

Boston College

#26

HT: 6-4

WT: 200

Birthdate: Sept 6, 1941

Drafted: 1963, 1st round (5th overall) by St. Louis

	G	GS	MIN	FG	FGA	PCT	FT	FTA	PCT	OFF	DEF	TOT	A	PF	D	ST	TO	BS	PTS	AVG
1965-66	66	—	838	67	189	.354	39	60	.650	—	—	89	80	163	3	—	—	—	173	2.6

## PLAYOFFS

	G	GS	MIN	FG	FGA	PCT	FT	FTA	PCT	OFF	DEF	TOT	A	PF	D	ST	TO	BS	PTS	AVG
1965-66	5	—	44	2	8	.250	0	1	0.00	—	—	5	1	11	0	—	—	—	4	0.8

## WARE, CASPER

Long Beach State

#17

HT: 5-10

WT: 175

Birthdate: Jan. 17, 1990

Drafted: N/A

	G	GS	MIN	FG	FGA	PCT	FT	FTA	PCT	OFF	DEF	TOT	A	PF	D	ST	TO	BS	PTS	AVG
2013-14	9	0	116	18	42	.429	5	6	.833	0	9	9	0	11	0	8	5	0	48	5.3

3-PT. FG: 2013-14, 7-21 (.333)

## WARLEY, BEN

Tennessee State

#14

HT: 6-6

WT: 205

Birthdate: Sept. 4, 1936

Drafted: 1961, 1st round (6th

overall) by Syracuse

	G	GS	MIN	FG	FGA	PCT	FT	FTA	PCT	OFF	DEF	TOT	A	PF	D	ST	TO	BS	PTS	AVG
1962-63	26	—	206	50	111	.450	25	35	.714	—	—	86	4	42	1	—	—	—	125	4.8
1963-64	79	—	1740	215	494	.435	220	305	.721	—	—	619	71	274	5	—	—	—	650	8.2
1964-65	64	—	900	94	253	.372	124	176	.705	—	—	277	53	170	6	—	—	—	312	4.9
1965-66	1	—	6	1	3	.333	0	0	---	—	—	2	0	1	0	—	—	—	2	2.0
TOTALS	170	—	2852	360	861	.418	369	516	.715	—	—	984	128	487	12	—	—	—	1089	6.4

## PLAYOFFS

	G	GS	MIN	FG	FGA	PCT	FT	FTA	PCT	OFF	DEF	TOT	A	PF	D	ST	TO	BS	PTS	AVG
1962-63	2	—	9	0	4	.000	2	4	.500	—	—	3	0	2	0	—	—	—	2	1.0
1963-64	4	—	85	9	23	.391	10	15	.667	—	—	33	2	11	0	—	—	—	28	7.0
1964-65	2	—	6	0	1	0.00	0	0	---	—	—	1	1	1	0	—	—	—	0	0.0
TOTALS	8	—	100	9	28	.321	12	19	.632	—	—	37	3	14	0	—	—	—	30	3.8

## WASHINGTON, JIM

Villanova

#12

HT: 6-7

WT: 215

Birthdate: July 1, 1943

Drafted: 1965, 1st round (5th overall) by St. Louis

	G	GS	MIN	FG	FGA	PCT	FT	FTA	PCT	OFF	DEF	TOT	A	PF	D	ST	TO	BS	PTS	AVG
1969-70	79	—	2459	401	842	.476	204	273	.747	—	—	734	104	262	5	—	—	—	1006	12.7
1970-71	78	—	2501	395	829	.476	259	340	.762	—	—	747	97	258	6	—	—	—	1049	13.4
1971-72	17	11	545	68	156	.436	55	67	.821	—	—	135	25	59	3	—	—	—	191	11.2
TOTALS	174	11	5503	864	1827	.473	518	680	.762	—	—	1616	226	579	14	—	—	—	2246	12.9

## PLAYOFFS

	G	GS	MIN	FG	FGA	PCT	FT	FTA	PCT	OFF	DEF	TOT	A	PF	D	ST	TO	BS	PTS	AVG
1969-70	5	—	167	25	57	.439	13	23	.565	—	—	49	9	18	0	—	—	—	63	12.6
1970-71	7	—	216	27	61	.443	26	36	.722	—	—	48	10	24	1	—	—	—	80	11.4
TOTALS	12	—	383	52	118	.441	39	59	.661	—	—	97	19	42	1	—	—	—	143	11.9

## WASHINGTON, WILSON

Old Dominion

#52

HT: 6-10

WT: 235

Birthdate: Aug. 3, 1955

Drafted: 1977, 2nd round (25th overall) by 76ers

	G	GS	MIN	FG	FGA	PCT	FT	FTA	PCT	OFF	DEF	TOT	A	PF	D	ST	TO	BS	PTS	AVG
1977-78	14	0	38	8	19	.421	3	6	.500	2	12	14	1	3	0	1	10	2	19	1.4





# ALL-TIME ROSTER

## WEATHERSPOON, CLARENCE Southern Mississippi

#35

HT: 6-7

WT: 240

Birthdate: Sept. 8, 1970

Drafted: 1992, 1st round (9th overall) by 76ers

	G	GS	MIN	FG	FGA	PCT	FT	FTA	PCT	OFF	DEF	TOT	A	PF	D	ST	TO	BS	PTS	AVG
1992-93	82	82	2654	494	1053	.469	291	408	.713	179	410	589	147	188	1	85	176	67	1280	15.6
1993-94	82	82	3147	602	1246	.483	298	430	.693	254	578	832	192	152	0	100	195	116	1506	18.4
1994-95	76	76	2991	543	1238	.439	283	377	.751	144	382	526	215	195	1	115	191	67	1373	18.1
1995-96	78	75	3096	491	1015	.484	318	426	.746	237	516	753	158	214	3	112	179	108	1300	16.7
1996-97	82	82	2949	398	811	.491	206	279	.738	219	460	679	140	187	0	74	137	86	1003	12.2
1997-98	48	18	1290	141	331	.426	123	174	.707	109	227	336	40	108	1	43	69	52	405	8.4
TOTALS	448	415	16127	2669	5694	.469	1519	2094	.725	1142	2573	3715	892	1044	6	529	947	496	6867	15.3

3-PT. FG: 1992-93, 1-4 (.250); 1993-94, 4-17 (.235); 1994-95, 4-21 (.190); 1995-96, 0-2 (.000); 1996-97 1-6 (.167); 1997-98 0-0 (---);

TOTALS, 10-50 (.200)

## WEBBER, CHRIS

Michigan

#4

HT: 6-10

WT: 245

Birthdate: March 1, 1973

Drafted: 1993, 1st round (1st overall) by Orlando

	G	GS	MIN	FG	FGA	PCT	FT	FTA	PCT	OFF	DEF	TOT	A	PF	D	ST	TO	BS	PTS	AVG
2004-05	21	21	702	143	366	.391	38	49	.776	36	129	165	66	70	3	26	49	19	328	15.6
2005-06	75	75	2893	617	1422	.434	263	348	.756	184	557	741	256	219	1	103	182	62	1518	20.2
2006-07	18	18	544	89	230	.387	18	28	.643	37	112	149	61	36	0	18	33	15	198	11.0
TOTALS	114	114	4139	849	2018	.421	319	425	.751	257	798	1055	383	325	4	147	264	96	2044	17.9

3-PT FG: 2004-05, 4-15 (.267); 2005-06, 21-77 (.273); 2006-07, 2-5 (.400); TOTALS, 27-97 (.278)

## PLAYOFFS

	G	GS	MIN	FG	FGA	PCT	FT	FTA	PCT	OFF	DEF	TOT	A	PF	D	ST	TO	BS	PTS	AVG
2004-05	5	5	186	39	95	.411	12	16	.750	12	17	29	14	20	0	6	11	1	95	19.0

3-PT FG: 2004-05, 5-14 (.357)

## WEEMS, SONNY

Arkansas

#9

HT: 6-6

WT: 205

Birthdate: July 8, 1986

Drafted: 2008, 2nd round (39th overall) by Chicago

	G	GS	MIN	FG	FGA	PCT	FT	FTA	PCT	OFF	DEF	TOT	A	PF	D	ST	TO	BS	PTS	AVG
2015-16	7	0	78	7	21	.333	1	2	.500	1	11	12	2	7	0	0	4	0	17	2.4

3-PT FG: 2015-16, 2-9 (.222)

## WEISS, BOB

Penn State

#12

HT: 6-3

WT: 180

Birthdate: May 7, 1942

Drafted: 1965, 3rd round (18th overall) by 76ers

	G	GS	MIN	FG	FGA	PCT	FT	FTA	PCT	OFF	DEF	TOT	A	PF	D	ST	TO	BS	PTS	AVG
1965-66	7	—	30	3	9	.333	0	0	---	—	—	7	4	10	0	—	—	—	6	0.9
1966-67	6	—	29	5	10	.500	2	5	.400	—	—	3	10	8	0	—	—	—	12	2.0
TOTALS	13	—	59	8	19	.421	2	5	.400	—	—	10	14	18	0	—	—	—	18	1.4

## PLAYOFFS

	G	GS	MIN	FG	FGA	PCT	FT	FTA	PCT	OFF	DEF	TOT	A	PF	D	ST	TO	BS	PTS	AVG
1966-67	1	—	4	2	3	.667	0	0	---	—	—	2	2	1	0	—	—	—	4	4.0

## WELP, CHRIS

Washington

#44

HT: 7-0

WT: 245

Birthdate: Jan. 2, 1964

Drafted: 1987, 1st round (16th overall) by 76ers

	G	GS	MIN	FG	FGA	PCT	FT	FTA	PCT	OFF	DEF	TOT	A	PF	D	ST	TO	BS	PTS	AVG
1987-88	10	0	132	18	31	.581	12	18	.667	11	13	24	5	25	0	5	9	5	48	4.8
1988-89	72	0	843	99	222	.446	48	73	.658	59	134	193	29	176	0	23	42	41	246	3.4
TOTALS	82	0	975	117	253	.462	60	91	.659	70	147	217	34	201	0	28	51	46	294	3.6

3-PT.FG: 1988-89, 0-1 (.000)

## PLAYOFFS

	G	GS	MIN	FG	FGA	PCT	FT	FTA	PCT	OFF	DEF	TOT	A	PF	D	ST	TO	BS	PTS	AVG
1988-89	3	—	22	1	3	.333	0	2	.000	0	7	7	0	7	0	0	1	0	2	0.7

## WESLEY, WALT

Kansas

#26

HT: 6-11

WT: 230

Birthdate: Apr. 25, 1945

Drafted: 1966, 1st round (6th overall) by Cincinnati

	G	GS	MIN	FG	FGA	PCT	FT	FTA	PCT	OFF	DEF	TOT	A	PF	D	ST	TO	BS	PTS	AVG
1974-75	4	0	33	5	9	.556	2	4	.500	4	4	8	1	8	0	0	—	0	12	3.0

## WHITE, HUBIE

Villanova

#23

HT: 6-4

WT: 205

Birthdate: Jan. 26, 1940

Drafted: 1962, 2nd round (14th overall) by Philadelphia

	G	GS	MIN	FG	FGA	PCT	FT	FTA	PCT	OFF	DEF	TOT	A	PF	D	ST	TO	BS	PTS	AVG
1963-64	23	—	196	31	105	.295	17	28	.607	42	12	28	0	28	0	0	—	—	79	3.4

## WIGGINS, MITCHELL

Florida State

#23

HT: 6-4

WT: 185

Birthdate: Sept. 28, 1959

Drafted: 1983, 1st round (23rd overall) by Indiana

	G	GS	MIN	FG	FGA	PCT	FT	FTA	PCT	OFF	DEF	TOT	A	PF	D	ST	TO	BS	PTS	AVG
1991-92	49	0	569	88	229	.384	35	51	.686	43	51	94	22	67	0	20	25	1	211	4.3

3 PT. FG: 1991-92, 0-1 (.000)

## WILKINS, DAMIEN

Georgia

#8

HT: 6-6

WT: 225

Birthdate: Jan. 11, 1980

Drafted: Undrafted

	G	GS	MIN	FG	FGA	PCT	FT	FTA	PCT	OFF	DEF	TOT	A	PF	D	ST	TO	BS	PTS	AVG
2012-13	61	21	1095	145	316	.459	81	109	.743	32	73	105	91	98	0	37	49	18	388	6.4

3-PT. FG: 2012-13, 17-51 (.333)









# ALL-TIME ROSTER

## WRIGHT, SHARONE

Clemson

#4

HT: 6-11

WT: 260

Birthdate: January 30, 1973

Drafted: 1994, 1st round (6th pick) by 76ers

	G	GS	MIN	FG	FGA	PCT	FT	FTA	PCT	OFF	DEF	TOT	A	PF	D	ST	TO	BS	PTS	AVG
1994-95	79	49	2044	361	776	.465	182	282	.645	191	281	472	48	246	5	37	151	104	904	11.4
1995-96	46	32	1136	183	384	.477	117	186	.629	124	175	299	27	125	2	24	81	39	483	10.5
<b>TOTALS</b>	<b>125</b>	<b>81</b>	<b>3180</b>	<b>544</b>	<b>1160</b>	<b>.469</b>	<b>299</b>	<b>468</b>	<b>.639</b>	<b>315</b>	<b>456</b>	<b>771</b>	<b>75</b>	<b>371</b>	<b>7</b>	<b>61</b>	<b>232</b>	<b>143</b>	<b>1387</b>	<b>11.1</b>

3-PT. FG: 1994-95 0-8; 1995-96 0-0; TOTALS 0-8, .000

## WROTEN, TONY

Washington

#8

HT: 6-5

WT: 205

Birthdate: Apr. 13, 1993

Drafted: 2012, 1st round (25th overall) by Memphis

	G	GS	MIN	FG	FGA	PCT	FT	FTA	PCT	OFF	DEF	TOT	A	PF	D	ST	TO	BS	PTS	AVG
2013-14	72	16	1765	345	808	.427	209	326	.641	69	159	228	217	151	1	78	204	16	939	13.0
2014-15	30	15	895	175	434	.403	120	180	.667	22	64	86	157	72	1	48	113	8	507	16.9
2015-16	8	3	144	22	65	.338	20	37	.541	2	19	21	20	11	0	3	29	0	67	8.4
<b>TOTALS</b>	<b>110</b>	<b>34</b>	<b>2804</b>	<b>542</b>	<b>1307</b>	<b>.415</b>	<b>80</b>	<b>347</b>	<b>.231</b>	<b>93</b>	<b>242</b>	<b>335</b>	<b>394</b>	<b>234</b>	<b>2</b>	<b>129</b>	<b>346</b>	<b>24</b>	<b>1513</b>	<b>13.8</b>

3-PT. FG: 2013-14, 40-188 (.213); 2014-15, 37-142 (.261); 2015-16, 3-17 (.176); TOTALS 80-347 (.231)

## YARDLEY III, GEORGE

Stanford

#8

HT: 6-5

WT: 195

Birthdate: Nov. 3, 1928

Drafted: 1950, by Fort Wayne

	G	GS	MIN	FG	FGA	PCT	FT	FTA	PCT	OFF	DEF	TOT	A	PF	D	ST	TO	BS	PTS	AVG
1958-59*	61	—	1839	446	1042	.428	317	407	.779	—	—	431	65	159	3	—	—	—	1209	19.8
1959-60	73	—	2402	546	1205	.453	381	467	.816	—	—	579	122	227	2	—	—	—	1473	20.2
<b>TOTALS</b>	<b>134</b>	<b>—</b>	<b>4241</b>	<b>992</b>	<b>2247</b>	<b>.441</b>	<b>698</b>	<b>874</b>	<b>.799</b>	<b>—</b>	<b>—</b>	<b>1010</b>	<b>187</b>	<b>386</b>	<b>5</b>	<b>—</b>	<b>—</b>	<b>—</b>	<b>2682</b>	<b>20.0</b>

## PLAYOFFS

	G	GS	MIN	FG	FGA	PCT	FT	FTA	PCT	OFF	DEF	TOT	A	PF	D	ST	TO	BS	PTS	AVG
1958-59	9	—	333	83	189	.439	60	70	.857	—	—	87	21	29	0	—	—	—	226	25.1
1959-60	3	—	88	15	39	.385	10	12	.833	—	—	17	1	9	0	—	—	—	40	13.3
<b>TOTALS</b>	<b>12</b>	<b>—</b>	<b>421</b>	<b>98</b>	<b>228</b>	<b>.430</b>	<b>70</b>	<b>82</b>	<b>.854</b>	<b>—</b>	<b>—</b>	<b>104</b>	<b>22</b>	<b>38</b>	<b>0</b>	<b>—</b>	<b>—</b>	<b>—</b>	<b>266</b>	<b>22.2</b>

## ALL-STAR GAME

	G	GS	MIN	FG	FGA	PCT	FT	FTA	PCT	OFF	DEF	TOT	A	PF	D	ST	TO	BS	PTS	AVG
1960	1	0	16	5	9	.556	1	2	.500	—	—	3	0	—	—	—	—	—	11	11.0

## YATES, BARRY

Maryland

#35

HT: 6-7

WT: 215

Birthdate: Jan. 30, 1946

Drafted: 1971, 8th round (131st overall) by 76ers

	G	GS	MIN	FG	FGA	PCT	FT	FTA	PCT	OFF	DEF	TOT	A	PF	D	ST	TO	BS	PTS	AVG
1971-72	24	1	144	31	83	.373	7	11	.636	—	—	40	7	14	0	—	—	—	69	2.9

## YOUNG, JAMES

USC

#8

HT: 6-6

WT: 215

Birthdate: Aug. 19, 1995

Drafted: 2014, 1st round (17th overall) by Boston

	G	GS	MIN	FG	FGA	PCT	FT	FTA	PCT	OFF	DEF	TOT	A	PF	D	ST	TO	BS	PTS	AVG
2017-18	6	0	61	5	14	.357	4	6	.667	0	2	2	2	4	0	0	1	0	17	2.8

3-PT. FG: 2017-18, 3-10 (.300)

## YOUNG, MICHAEL

Houston

#8

HT: 6-7

WT: 220

Birthdate: Jan. 2, 1961

Drafted: 1984, 1st round (24th overall) by Boston

	G	GS	MIN	FG	FGA	PCT	FT	FTA	PCT	OFF	DEF	TOT	A	PF	D	ST	TO	BS	PTS	AVG
1985-86	2	0	2	0	2	.000	0	0	.000	0	0	0	0	0	0	0	0	0	0	0.0

## YOUNG, NICK

USC

#1

HT: 6-6

WT: 210

Birthdate: June 1, 1985

Drafted: 2007, 1st round (16th overall) by Washington

	G	GS	MIN	FG	FGA	PCT	FT	FTA	PCT	OFF	DEF	TOT	A	PF	D	ST	TO	BS	PTS	AVG
2012-13	59	17	1411	224	542	.413	105	128	.820	24	106	130	84	84	0	36	50	14	628	10.6

3-PT. FG: 2012-13, 75-210 (.357)

## YOUNG, SAM

Pittsburgh

#7

HT: 6-6

WT: 220

Birthdate: Jun. 1, 1985

Drafted: 2009, 2nd round (36th overall) by Memphis

	G	GS	MIN	FG	FGA	PCT	FT	FTA	PCT	OFF	DEF	TOT	A	PF	D	ST	TO	BS	PTS	AVG
2011-12	14	0	135	13	44	.295	9	14	.643	6	15	21	6	11	0	6	7	4	40	2.9

3-PT. FG: 2011-12, 5-8 (.625)

## PLAYOFFS

	G	GS	MIN	FG	FGA	PCT	FT	FTA	PCT	OFF	DEF	TOT	A	PF	D	ST	TO	BS	PTS	AVG
2011-12	2	0	4	0	2	.000	0	0	—	0	0	0	0	0	0	0	0	0	0	0.0

3 PT. FG: 2011-12, 0-1 (.000)

## YOUNG, THADDEUS

Georgia Tech

#21

HT: 6-8

WT: 220

Birthdate: June 21, 1988

Drafted: 2007, 1st round (12th overall) by 76ers

	G	GS	MIN	FG	FGA	PCT	FT	FTA	PCT	OFF	DEF	TOT	A	PF	D	ST	TO	BS	PTS	AVG
2007-08	74	22	1554	264	490	.539	76	103	.738	120	192	312	58	126	1	73	64	8	610	8.2
2008-09	75	71	2577	475	960	.495	139	189	.735	139	238	377	86	165	0	100	118	23	1145	15.3
2009-10	67	45	2145	382	813	.470	114	165	.691	130	220	350	97	133	0	81	126	15	926	13.8
2010-11	82	1	2135	458	847	.541	123	174	.707	153	281	434	82	170	0	90	99	26	1045	12.7
2011-12	63	1	1755	348	687	.507	111	144	.771	137	188	325	74	127	3	64	55	41	808	12.8
2012-13	76	76	2629	509	958	.531	108	188	.574	182	389	571	125	191	1	133	90	55	1127	14.8
2013-14	79	78	2718	582	1283	.454	163	229	.712	166	310	476	182	213	1	167	165	36	1417	17.9
<b>TOTALS</b>	<b>516</b>	<b>294</b>	<b>15516</b>	<b>3018</b>	<b>6038</b>	<b>.500</b>	<b>834</b>	<b>1192</b>	<b>.700</b>	<b>1027</b>	<b>1818</b>	<b>2845</b>	<b>704</b>	<b>1125</b>	<b>6</b>	<b>708</b>	<b>717</b>	<b>204</b>	<b>7078</b>	<b>13.7</b>

3-PT. FG: 2007-08, 6-19 (.316); 2008-09, 56-164 (.341); 2009-10, 48-138 (.348); 2010-11, 6-22 (.273); 2011-12, 1-4 (.250); 2012-13, 1-8 (.125); 2013-14, 90-292 (.308); TOTALS, 208-647 (.321)





## ALL-TIME ROSTER

### PLAYOFFS

	G	GS	MIN	FG	FGA	PCT	FT	FTA	PCT	OFF	DEF	TOT	A	PF	D	ST	TO	BS	PTS	AVG
2007-08	6	6	160	24	50	.480	12	14	.857	15	12	27	4	7	0	7	4	0	61	10.2
2008-09	6	6	229	31	69	.449	5	6	.833	9	18	27	8	17	0	6	8	1	72	12.0
2010-11	5	0	127	25	60	.417	7	12	.583	17	12	29	4	13	0	4	7	1	57	11.4
2011-12	13	0	277	39	91	.429	22	31	.710	25	43	68	15	25	0	7	15	7	100	7.7
<b>TOTALS</b>	<b>17</b>	<b>12</b>	<b>516</b>	<b>80</b>	<b>190</b>	<b>.444</b>	<b>24</b>	<b>32</b>	<b>.750</b>	<b>41</b>	<b>42</b>	<b>83</b>	<b>16</b>	<b>37</b>	<b>0</b>	<b>17</b>	<b>19</b>	<b>2</b>	<b>190</b>	<b>11.2</b>

3-PT. FG: 2007-08, 1-5 (.200); 2008-09, 5-12 (.417); 2010-11, 0-1 (.000); TOTALS 6-18 (.333)



# ALL-TIME ROSTER

## 76ERS ALL-TIME ROSTER BY SCHOOL

Alabama	MICHAEL ANSLEY	Connecticut	TOBY KIMBALL
Alabama	JIM FARMER	Connecticut	BRUCE KUCZENSKI
Alabama	DERRICK McKEY	Connecticut	KEVIN OLLIE
Albany State	CALDWELL JONES	Connecticut	DONYELL MARSHALL
Albany State	CHARLES JONES	Cornell	EDWARD PETERSON
American International	MARIO ELIE	Creighton	BENOIT BENJAMIN
Appalachian State	BELUS VAN SMAWLEY	Creighton	RODNEY BUFORD
Arizona	CONIEL NORMAN	Creighton	KYLE KORVER
Arizona	T.J. MCCONNELL	Creighton	JUSTIN PATTON
Arizona	ERIC MONEY	Croatia	TONI KUKOC
Arizona	ANDRE IGUDALA	Davidson	FRED HETZEL
Arizona	JERRYD BAYLESS	Dayton	Chris Johnson
Arizona State	LIONEL HOLLINS	Dayton	DON MAY
Arizona State	KURT NIMPHIUS	Dayton	DON SMITH
Arizona State	SAM WILLIAMS	DePaul	BATO GOVEDARICA
Arizona State	ISAAC AUSTIN	DePaul	STEVEN HUNTER
Arkansas	ANDREW LANG	Detroit	EARL CURETON
Arkansas	SONNY WEEMS	DePaul	TERRY CUMMINGS
Arkansas	CORLISS WILLIAMSON	DePaul	WILSON CHANDLER
Arkansas Little Rock	JIM LAMPLEY	Detroit-Mercy	WILLIE GREEN
Arkansas Little Rock	PETE MYERS	Drake	JEFF HALLIBURTON
Assumption	JAKE JONES	Drake	LEWIS LLOYD
Auburn	CHARLES BARKLEY	Duke	ALAA ABDELNABY
Baylor	BRIAN SKINNER	Duke	ELTON BRAND
Boston College	GERRY WARD	Duke	JOHNNY DAWKINS
Boston College	DANA BARROS	Duke	MIKE GMSINSKI
Bowling Green	AL BIANCHI	Duke	DAVID HENDERSON
Bowling Green	ANTONIO DANIELS	Duke	GERALD HENDERSON
Bowling Green	RICHAWN HOLMES	Duke	ART HEYMAN
Bradley	BARNEY CABLE	Duke	ANTONIO LANG
Bradley	CHET WALKER	Duke	ROSHOWN McLEOD
Bradley	MITCHELL ANDERSON	Duke	JAHIL OKAFOR
Bradley	VOISE WINTERS	Duke	SHAVLIK RANDOLPH
Bradley	HERSEY HAWKINS	Duke	JJ REDICK
Bradley	ANTHONY PARKER	Duke	JIM SPANARKEL
Bridgeport	MANUTE BOL	Duquesne	DERRICK ALSTON
Brigham Young	CRAIG RAYMOND	Duquesne	JIM TUCKER
Brigham Young	SHAWN BRADLEY	Elon	JESSE BRANSON
Brigham Young	BRANDON DAVIES	Evans H.S. (Orlando, FL)	DARRYL DAWKINS
Bucknell	MIKE MUSCALA	Fairfield	DENG GAI
Cal State Fullerton	BRUCE BOWEN	F.C. Barcelona	EFTHIMIOS RENTZIAS
Cal State Long Beach	JAMES ENNIS III	Florida	AL HORFORD
California (Irvine)	SCOTT BROOKS	Florida	VERNON MAXWELL
California (Irvine)	BOB THORNTON	Florida	MARRESE SPEIGHTS
California	DARRALL IMHOFF	Florida	COREY BREWER
California	MARK McNAMARA	Florida A&M	CLEMON JOHNSON
California	KEBU STEWART	Florida International	RAJA BELL
California	FRANCISCO ELSON	Florida State	THARON MAYES
California Fullerton	LEON WOOD	Florida State	MITCHELL WIGGINS
California Santa Barbara	JAMES NUNNALLY	Fordham	ED CONLIN
California Santa Barbara	BRIAN SHAW	Fresno State	RON ANDERSON
California Santa Barbara	JOHN TSCHOGL	Furman	FRANK SELVEY
Canisius	LEROY CHOLLET	Gardner Webb	EDDIE LEE WILKINS
Canisius	AL MASINO	George Washington	MIKE BROWN
Charleston (W.Va.)	GEORGE KING, JR.	George Washington	JOE HOLLUP
Cincinnati	CORIE BLOUNT	Georgetown	RAY CORLEY
Cincinnati	CONNIE DIERKING	Georgetown	ALLEN IVERSON
Cincinnati	ART LONG	Georgetown	JAREN JACKSON
Cincinnati	KENNY SATTERFIELD	Georgetown	DIKEMBE MUTOMBO
Cincinnati	GEORGE WILSON	Georgetown	HOLLIS THOMPSON
Clemson	TREVOR BOOKER	Georgetown	HENRY SIMS
Clemson	GREG BUCKNER	Georgetown	DAVID WINGATE
Clemson	K.J. McDANIELS	Georgetown	GREG MONROE
Clemson	SHARONE WRIGHT	Georgia	JUMAINE JONES
Cleveland State	FRANKLIN EDWARDS	Georgia Southern	MICHAEL CURRY
Colorado	ALEC BURKS	Georgia Southern	PERRY WARBINGTON
Colorado State	BOB RULE	Georgia State	LANARD COPELAND
Colorado State	DALE SCHLUETER	Georgia Tech	MATT GEIGER
Colorado State	JASON SMITH	Georgia Tech	MATT HARPRING





# ALL-TIME ROSTER

## 76ERS ALL-TIME ROSTER BY SCHOOL

Georgia Tech.....	ALVIN JONES	Loyola (Chicago).....	ED EARLE
Georgia Tech.....	BRIAN OLIVER	Loyola (Chicago).....	MIKE NOVAK
Georgia Tech.....	THADDEUS YOUNG	Loyola (La.).....	LEROY CHOLLET
Grambling State.....	BOB HOPKINS	Loyola Marymount.....	COREY GAINES
Grant Tech.....	ED LOFGAN	LSU.....	STANLEY ROBERTS
Guilford.....	LLOYD (WORLD) FREE	LSU.....	BEN SIMMONS
Guilford.....	BOB KAUFFMAN	Marquette.....	JABARI SMITH
Hampton.....	RICK MAHORN	Marquette.....	DARIUS JOHNSON-ODOM
Hardin Simmons.....	HARVEY CATCHINGS	Marquette.....	BERNARD TOONE
Hawaii.....	TREVOR RUFFIN	Marquette.....	JIMMY BUTLER
Hawaii.....	RED ROCHA	Marshall.....	HAL GREER
Hofstra.....	SPEEDY CLAXTON	Maryland.....	BEN COLEMAN
Holy Cross.....	TOGO PALAZZI	Maryland.....	JERRY GREENSPAN
Houston.....	MICHAEL YOUNG	Maryland.....	ALBERT KING
Houston.....	JONATHAN SIMMONS	Maryland.....	TONY MASSENBURG
Idaho State.....	STEVE HAYES	Maryland.....	JOE SMITH
Illinois.....	JOHN (RED) KERR	Maryland.....	BARRY YATES
Illinois.....	WALLY OSTERKON	Massachusetts.....	JULIUS ERVING
Illinois.....	MIKE PRICE	Massachusetts.....	AL SKINNER
Illinois.....	DAVE SCHOLZ	Memphis.....	RODNEY CARNEY
Illinois State.....	DOUG COLLINS	Memphis.....	ADONIS THOMAS
Indiana.....	CLARENCE (BUTCH) CARTER	Memphis.....	ELLIOT WILLIAMS
Indiana.....	DICK FARLEY	Memphis State.....	VINCENT ASKEW
Indiana.....	GREG GRAHAM	Memphis State.....	ANDRE TURNER
Indiana.....	ALAN HENDERSON	Miami (Ohio).....	FRED FOSTER
Indiana.....	GEORGE MCGINNIS	Miami (Fla.).....	TIM JAMES
Indiana.....	TOM VAN ARSDALE	Miami (Fla.).....	JOHN SALMONS
Iona.....	SEAN GREEN	Michigan.....	TREY BURKE
Iona.....	JEFF RULAND	Michigan.....	RICKEY GREEN
Iowa.....	REGGIE EVANS	Michigan.....	BOB HARRISON
Iowa.....	NOBLE JORGENSEN	Michigan.....	SEAN HIGGINS
Iowa.....	GREG STOKES	Michigan.....	TIM MCCORMICK
Iowa State.....	CRAIG BRACKINS	Michigan.....	DARIUS MORRIS
Iowa State.....	JEFF GRAY	Michigan.....	GLENN ROBINSON III
Iowa State.....	JEFF HORNACEK	Michigan.....	NIK STAUSKAS
Iowa State.....	MARIAL SHAYOK	Michigan.....	CHRIS WEBBER
Jackson H.S. (Queens, NY).....	LLOYD DANIELS	Michigan State.....	TERRY FURLOW
Kansas.....	BILL BRIDGES	Michigan State.....	JOHN GREEN
Kansas.....	WILT CHAMBERLAIN	Michigan State.....	ANTHONY 'PIG' MILLER
Kansas.....	JOEL EMBIID	Michigan State.....	RALPH SIMPSON
Kansas.....	KEVIN PRITCHARD	Michigan State.....	SCOTT SKILES
Kansas.....	THOMAS ROBINSON	Michigan State.....	ERIC SNOW
Kansas.....	REX WALTERS	Michigan State.....	JAY VINCENT
Kansas.....	WALT WESLEY	Middle Tennessee State.....	WARREN KIDD
Kansas State.....	DICK KNOTSMAN	Minnesota.....	WILLIE BURTON
Kansas State.....	JACOB PULLEN	Minnesota.....	ARCHIE CLARK
Kentucky.....	JODIE MEEKS	Mississippi State.....	BAILEY HOWELL
Kentucky.....	NAZR MOHAMMED	Mississippi State.....	JEFF MALONE
Kentucky.....	NERLENS NOEL	Mississippi State.....	JARVIS VARNADO
Kentucky.....	DANIEL ORTON	Mississippi Valley State.....	ALFONSO FORD
Kentucky.....	ALEX POYTRESS	Missouri.....	PHIL PRESSEY
Kentucky.....	JAMES YOUNG	Missouri.....	KAREEM RUSH
Kings College (Del.).....	GEORGE DEMPSEY	Mt. St. Mary's.....	FRED CARTER
La Salle.....	JOE BRYANT	Murray State.....	ISAIAH CANAAN
La Salle.....	LARRY CANNON	Nebraska.....	DAVE HOPPEN
La Salle.....	KEN DURRETT	Nevada.....	JaVale McGEE
La Salle.....	DOUG OVERTON	Nevada Las Vegas.....	ARMON GILLIAM
La Salle.....	STEVEN SMITH	Nevada Las Vegas.....	CHRISTIAN WOOD
Lamar.....	ADRIAN CALDWELL	Nevada Southern.....	JOHN Q. TRAPP
LeMoyné.....	DON SAVAGE	New Mexico.....	DREW GORDON
Long Beach State.....	LUCIOUS HARRIS	New Mexico.....	KENNY THOMAS
Long Beach State.....	Casper Ware	New Mexico State.....	STEVE COLTER
Long Island University.....	LUTHER GREEN	New Orleans.....	RONNIE GRANDISON
Louisville.....	FOREST ABLE	New Orleans.....	TONY HARRIS
Louisville.....	JEROME HARMON	New York U.....	JAMES BRASCO
Louisville.....	BOB LOCHMUELLER	New York U.....	CAL RAMSEY
Louisville.....	KENNY PAYNE	New York University.....	DOLPH SCHAYES
Louisville.....	DEREK SMITH	Niagara.....	LARRY COSTELLO
Louisiana (Lafayette).....	SHAWN LONG	Niagara.....	MANNY LEAKS





# ALL-TIME ROSTER

## 76ERS ALL-TIME ROSTER BY SCHOOL

None .....	AL CERVI	St. John's (N.Y.) .....	FUZZY LEVANE
None .....	JOE GRABOSKI	St. John's (N.Y.) .....	KEVIN LOUGHERY
None .....	GEORGE RATKOVICZ	St. John's (N.Y.) .....	JAKARR SAMPSON
None .....	CONNIE SIMMONS	St. John's (N.Y.) .....	JAYSON WILLIAMS
Norfolk State .....	KYLE O'QUINN	St. Joseph's .....	CLIFF ANDERSON
North Carolina .....	BILLY CUNNINGHAM	St. Joseph's .....	MIKE BANTOM
North Carolina .....	BOBBY JONES	St. Joseph's .....	STEVE COURTIN
North Carolina .....	TOM KEARNS	St. Joseph's .....	MATT GUOKAS
North Carolina .....	GEORGE LYNCH	St. Louis .....	LARRY HUGHES
North Carolina .....	BOB McADOO	St. Mary's (TX) .....	ROBERT REID
North Carolina .....	JAMES MICHAEL McADOO	San Diego State .....	MICHAEL CAGE
North Carolina .....	KENDALL MARSHALL	San Diego State .....	MALCOLM THOMAS
North Carolina .....	ERIC MONTROSS	San Francisco .....	ED LOFGAN
North Carolina .....	LEE SHAFFER II	San Francisco .....	MARLON REDMOND
North Carolina .....	JERRY STACKHOUSE	San Francisco .....	FREDDIE SCOLARI
North Carolina .....	SCOTT WILLIAMS	Santa Clara .....	DENNIS AWTRY
North Carolina State .....	LORENZO BROWN	Santa Clara .....	BUD OGDEN
North Carolina State .....	CHARLES SHACKLEFORD	Seattle .....	CLINT RICHARDSON
Northeastern .....	PERRY MOSS	Seton Hall .....	MARK BRYANT
Northern Illinois .....	XAVIER SILAS	Seton Hall .....	SAMUEL DALEMBERT
Notre Dame .....	ELMER BENNETT	Seton Hall .....	JOHNNY MACKNOWSKI
Notre Dame .....	RAY CORLEY	Slovenia .....	GLENN MOSLEY
Notre Dame .....	DEMETRIUS JACKSON	SMU .....	PRIMOZ BREZEC
Notre Dame .....	MONTY WILLIAMS	South Alabama .....	SHAKE WILLIAMS
Notre Dame .....	ORLANDO WOOLRIDGE	South Alabama .....	TERRY CATLEDGE
Oklaloosa-Walton CC .....	KEDRICK BROWN	South Alabama .....	DEXTER SHOUE
Ohio State .....	JIMMY JACKSON	South Carolina .....	MIKE DUNLEAVY
Ohio State .....	Byron Mullens	South Gwinnett HS .....	LOUIS WILLIAMS
Ohio State .....	JOE ROBERTS	Southern California .....	JOHN BLOCK
Ohio State .....	DAVE SORENSON	Southern California .....	SAM CLANCY
Ohio State .....	EVAN TURNER	Southern California .....	DEWAYNE DEMON
Ohio State .....	HERB WILLIAMS	Southern California .....	ALEX HANNUM
Oklahoma .....	HARVEY GRANT	Southern California .....	CLIFF ROBINSON
Oklahoma State .....	JAMES ANDERSON	Southern California .....	NIK VUCEVIC
Oklahoma State .....	RICHARD DUMAS	Southern Mississippi .....	JOE COURTNEY
Oklahoma State .....	THOMAS JORDAN	Southern Mississippi .....	CLARENCE WEATHERSPOON
Oklahoma State .....	IVAN MCFARLIN	Southwest Louisiana .....	ANDREW TONEY
Old Dominion .....	WILSON WASHINGTON	Stanford .....	PAUL NEUMANN
Oral Roberts .....	GREG SUTTON	Stanford .....	GEORGE YARDLEY III
Oregon .....	JIM BARNETT	Stanford .....	CHASSON RANDLE
Oregon State .....	FRED BOYD	Syracuse .....	DAMONE BROWN
Oregon State .....	MEL COUNTS	Syracuse .....	MICHAEL CARTER-WILLIAMS
Oregon State .....	DAVE GAMBEE	Syracuse .....	DERRICK COLEMAN
Oregon State .....	SWEDE HALBROOK	Syracuse .....	BILLY GABOR
Oregon State .....	RED ROCHA	Syracuse .....	JERAMI GRANT
Pan American .....	LUKE JACKSON	Syracuse .....	BILLY OWENS
Pennsylvania .....	ERNIE BECK	Syracuse .....	LEO RAUTINS
Pennsylvania .....	IRA BOWMAN	Temple .....	LAVOY ALLEN
Pennsylvania .....	DAVE WOHL	Temple .....	JERRY BASKERVILLE
Penn State .....	CALVIN BOOTH	Temple .....	WILLIAM CUNNINGHAM
Penn State .....	TIM FRAZIER	Temple .....	MARC JACKSON
Penn State .....	BOB WEISS	Temple .....	OLLIE JOHNSON
Petersburg H.S. (VA) .....	MOSES MALONE	Temple .....	AARON McKIE
Pittsburgh .....	VONTEGO CUMMINGS	Temple .....	TIM PERRY
Pittsburgh .....	SAM YOUNG	Tennessee .....	JUAN 'PEPE' SANCHEZ
Purdue .....	CARL LANDRY	Tennessee .....	REGGIE JOHNSON
Purdue .....	GLENN ROBINSON	Tennessee .....	TOBIAS HARRIS
Purdue .....	JIM ROWINSKI	Tennessee .....	JOSH RICHARDSON
Redcliffe H.S., Australia .....	MARK BRADTKE	Tennessee State .....	DICK BARNETT
Richmond .....	JUSTIN HARPER	Tennessee State .....	ROBERT COVINGTON
Rutgers .....	ROY HINSON	Tennessee State .....	MONTI DAVIS
Russia .....	ALEXEY SHVED	Tennessee State .....	TED McCLAIN
St. Bonaventure .....	FRED CRAWFORD	Tennessee State .....	PORTER MERIWETHER
St. Bonaventure .....	BILLY KENVILLE	Tennessee State .....	BEN WARLEY
St. John's (N.Y.) .....	GERRY CALABRESE	Tennessee Tech .....	RON FILIPEK
St. John's (N.Y.) .....	LEROY ELLIS	Tennessee-Chattanooga .....	RUSS SCHOENE
St. John's (N.Y.) .....	ZENDON HAMILTON	Texas .....	JAMES THOMAS
St. John's (N.Y.) .....	GEORGE JOHNSON	Texas .....	LA SALLE THOMPSON
St. John's (N.Y.) .....	SHELTON JONES	Texas .....	B.J. (BRANDON JOE) TYLER





# ALL-TIME ROSTER

## 76ERS ALL-TIME ROSTER BY SCHOOL

Texas.....	ROYAL IVEY	Wheeling Jesuit University.....	HAYWOOD HIGHSMITH
Texas Christian (TCU).....	LEE NAILON	Wichita State.....	NATE BOWMAN
Texas Tech.....	TONY BATTIE	Wichita State.....	LANDRY SHAMET
Texas Tech.....	MARK DAVIS	Winston Salem.....	JIM REID
Texas Tech.....	ZHAIRE SMITH	Wisconsin.....	AL HENRY
Toledo.....	LARRY JONES	Wisconsin.....	WES MATTHEWS
Toledo.....	STEVE MIX	Wofford.....	JIM NEAL
Toledo.....	JIM RAY	Wright State.....	BILL EDWARDS
Toledo.....	PAUL SEYMOUR	Wyoming.....	JOSH DAVIS
Toledo.....	CASEY SHAW	Wyoming.....	ERIC LECKNER
Trenton State.....	GREG GRANT	Wyoming.....	THEO RATLIFF
Tulane.....	JERALD HONEYCUTT	Xavier (Ohio).....	TYRONE HILL
Tulane.....	PAUL THOMPSON	Xavier (Ohio).....	LUTHER RACKLEY
Tulsa.....	MICHAEL RUFFIN		
Turkey.....	FURKAN ALDEMIR		
UCLA.....	MATT BARNES		
UCLA.....	HENRY BIBBY		
UCLA.....	LARRY DREW II		
UCLA.....	JRUE HOLIDAY		
UCLA.....	JASON KAPONO		
UCLA.....	DON MacLEAN		
UCLA.....	LUC MBAH A MOUTE		
UCLA.....	TREVOR WILSON		
UCLA.....	JONAH BOLDEN		
UNLV.....	LOUIS AMUNDSON		
Utah.....	JERRY CHAMBERS		
Utah.....	TOM CHAMBERS		
Utah.....	ANDRE MILLER		
Utah.....	KEITH VAN HORN		
Utah.....	DANNY VRANES		
Utah State.....	SHALER HALIMON		
Vanderbilt.....	ROD FREEMAN		
Vanderbilt.....	CLYDE LEE		
Villanova.....	MICHAEL BRADLEY		
Villanova.....	LARRY HENNESSY		
Villanova.....	WALI JONES		
Villanova.....	BILLY MELCHIONI		
Villanova.....	ED PINCKNEY		
Villanova.....	BOB SCHAFFER		
Villanova.....	TIM THOMAS		
Villanova.....	JIM WASHINGTON		
Villanova.....	HUBIE WHITE		
Virginia.....	MARC IAVARONI		
Virginia.....	JUSTIN ANDERSON		
Virginia.....	MIKE SCOTT		
Virginia Commonwealth.....	GERALD HENDERSON		
Virginia Commonwealth.....	ERIC MAYNOR		
Virginia Tech.....	ALLAN BRISTOW		
Wake Forest.....	LEN CHAPPELL		
Wake Forest.....	KENNY GREEN		
Wake Forest.....	RODNEY ROGERS		
Wake Forest.....	ISH SMITH		
Wake Forest.....	DARIUS SONGAILA		
Washington.....	MARKELLE FULTZ		
Washington.....	SPENCER HAWES		
Washington.....	BOBBY JONES		
Washington.....	TODD MacCULLOCH		
Washington.....	MATISSE THYBULLE		
Washington.....	CHRIS WELP		
Washington.....	TONY WROTEN		
Washington State.....	MARK HENDRICKSON		
West Texas State.....	MAURICE CHEEKS		
West Virginia State.....	EARL LLOYD		
West Virginia Tech.....	SEDALE THREATT		
Westminster.....	NOBLE JORGENSEN		
Western Carolina.....	FRANKIE KING		
Western Kentucky.....	FOREST ABLE		
Western Kentucky.....	BOB LAVOY		
Western Kentucky.....	CHUCK OSBORNE		



# ALL-TIME ROSTER

## 76ERS ALL-TIME ALPHABETICAL ROSTER

<b>A</b>			Butler, Jimmy	1	2018-19	Edwards, Bill	1	1993-94	
Abdelnaby, Alaa	1	1994-95	<b>C</b>			Edwards, Franklin	3	1981-84	
Able, Forest	1	1956-57				Elie, Mario	1	1990-91	
Aldemir, Furkan	1	2014-15			2	1959-61	Ellis, Leroy	4	1972-76
Allen, Lavoy	3	2011-14			1	1996-97	Elson, Francisco		2009-10
Alston, Derrick	2	1994-96			2	1950-52			2011-12
Amundson, Louis	2	2006-08			1	1996-97	Embiid, Joel	4	2016-20
Anderson, Cliff	1	1970-71			2	2014-16	Ennis III, James	2	2018-20
Anderson, Mitchell	1	1982-83			1	1973-74	Erving, Julius	11	1976-87
Anderson, James	1	2013-14			3	2006-08	Evans, Reggie	2	2007-09
Anderson, Justin	2	2016-18				2009-10			
Anderson, Ron	5	1988-93		1	1985-86	<b>F</b>			
Ansley, Michael	1	1991-92		6	1971-77	Farley, Dick	2	1954-56	
Askew, Vincent	1	1987-88		2	2013-15	Farmer, Jim	1	1990-91	
Austin, Isaac	1	1993-94		5	1974-79	Filipek, Ron	1	1967-68	
Awtrey, Dennis	3	1970-73		1	1985-86	Ford, Alfonso	1	1994-95	
				4	1949-53	Foster, Fred	2	1970-72	
<b>B</b>				4	1964-68	Frazier, Tim	1	2014-15	
Bantom, Mike	1	1981-82		1	1997-98	Free, Lloyd (World)	4	1975-78,	
Barkley, Charles	8	1984-92		1	2018-19	1986-87			
Barnes, Matt	2	2004-06		2	1962-64	Freeman, Rod	1	1973-74	
Barnett, Dick	2	1959-61		11	1978-89	Fultz, Markelle	2	2017-19	
Barnett, Jim	1	1976-77		2	1949-51	Furlow, Terry	1	1976-77	
Barros, Dana	2	1993-95		4	1968-72				
Baskerville, Jerry	1	1975-76		1	2001-02	<b>G</b>			
Battie, Tony	2	2010-12		2	1987-89	Gabor, Billy	6	1949-55	
Bayless, Jerryd	2	2016-18		6	1995-98,	Gai, Deng	1	2005-06	
Beck, Ernie	1	1960-61			2001-04	Gaines, Corey	2	1989-90,	
Belinelli, Marco	1	2017-18		8	1973-81	1994-95			
Bell, Raja	2	2000-02		2	1986-88	Gambee, Dave	7	1960-67	
Benjamin, Benoît	2	1997-99		4	1955-59	Geiger, Matt	4	1998-02	
Bennett, Elmer	1	1995-96		1	1989-90	Gilliam, Armen	3	1990-93	
Bianchi, Al	10	1956-66		1	1949-50	Giricek, Gordan	1	2007-08	
Bibby, Henry	4	1976-80		10	1957-67	Gminski, Mike	4	1987-91	
Block, John	1	1972-73		1	1972-73	Gordon, Drew	1	2014-15	
Blount, Corie	1	2001-02		1	1964-65	Govedarcia, Bato	1	1953-54	
Bol, Manute	4	1990-94		1	1996-97	Graboski, Joe	1	1961-62	
Bolden, Jonah	2	2018-20		5	2014-19	Graham, Greg	3	1993-96	
Booker, Trevor	1	2017-18		1	1970-71	Grant, Greg	3	1991-93,	
Booth, Calvin	1	2007-08		1	1997-98	1995-96			
Bowen, Bruce	1	1999-00		1	2001-02	Grant, Harvey	1	1998-99	
Bowman, Ira	2	1999-00,		9	1965-72,	Grant, Jerami	3	2014-17	
		2001-02			1974-76	Grayer, Jeff	1	1994-95	
Boyd, Fred	4	1972-76		1	1997-98	Green, John	2	1967-69	
Brackins, Craig	2	2010-12		3	1980-83	Green, Kenny	2	1985-87	
Bradley, Michael	2	2004-06		1	1993-94	Green, Luther	1	1972-73	
Bradley, Shawn	3	1993-96	<b>D</b>			Green, Rickey	1	1990-91	
Bradtko, Mark	1	1996-97		8	2001-10	Green, Sean	1	1993-94	
Brand, Elton	5	2008-12		1	2010-11	Green, Willie	7	2003-10	
		2015-16		1	1994-95	Greenspan, Jerry	2	1963-64	
Branson, Jesse	1	1965-66		2	2013-15	Greer, Hal	15	1958-73	
Brasco, James	1	1952-53		1	2004-05	Guokas, Matt	5	1966-71	
Brezec, Primoz	1	2009-10		2	1996-98				
Brewer, Corey	1	2018-19		1	1980-81	<b>H</b>			
Bridges, Bill	2	1971-73		1	1975-82	Halbrook, Swede	2	1960-62	
Bristow, Allan	2	1973-75		7	1989-94	Halimom, Shaler	1	1968-69	
Brooks, Scott	2	1988-90		5	2013-14	Halliburton, Jeff	1	1972-73	
Brown, Damone	1	2001-02		1	1958-59	Hamilton, Zendon	1	2003-04	
Brown, Lorenzo	1	2013-14		1	1958-60,	Hannum, Alex	2	1949-51	
Brown, Kedrick	1	2004-05		5	1963-65, 1970-71	Harmon, Jerome	1	1994-95	
Brown, Kwame	2	2012-14				Harper, Justin	1	2016-17	
Brown, Mike	1	1995-96		2	2014-15,	Harpring, Matt	1	2001-02	
Bryant, Joe	4	1975-79			2017-18	Harris, Tobias	2	2018-20	
Bryant, Mark	1	2002-03		1	1995-96	Harris, Tony	1	1990-91	
Buckner, Greg	2	2002-04		2	1976-78	Harrison, Bob	2	1956-58	
Buford, Rodney	1	2000-01		1	1974-75	Hawes, Spencer	4	2010-14	
Burke, Trey	1	2019-20				Hawkins, Hersey	5	1988-93	
Burks, Alec	1	2019-20	<b>E</b>			Hayes, Steve	1	1984-85	
Burton, Willie	1	1994-95		1	1953-54	Henderson, Alan	1	2006-07	





# ALL-TIME ROSTER

## 76ERS ALL-TIME ALPHABETICAL ROSTER

Henderson, David	1	1987-88	Kapono, Jason	2	2009-11	McGinnis, George	3	1975-78
Henderson, Gerald	2	1987-89	Kearns, Tom	1	1958-59	McKey, Derrick	1	2001-02
Henderson, Gerald	1	2016-17	Kennville, Billy	3	1953-56	McKie, Aaron	8	1997-05
Hendrickson, Mark	1	1996-97	Kerr, John (Red)	11	1954-65	McLeod, Roshown	1	2000-01
Hennessy, Larry	1	1956-57	Kidd, Warren	1	1993-94	McNamara, Mark	3	1982-83, 1986-88
Henry, Al	2	1970-72	Kimball, Toby	1	1973-74	Meeks, Jodie	2	2009-11
Hetzler, Fred	1	1969-70	King, Albert	1	1987-88	Melchioni, Billy	2	1966-68
Heyman, Art	1	1965-66	King, Frankie	1	1996-97	Meriwether, Porter	1	1962-63
Higgins, Sean	1	1995-96	King, George Jr.	5	1951-56	Miller, Andre	3	2006-09
Highsmith, Haywood	1	2018-19	Knostman, Dick	1	1953-54	Miller, Anthony	1	2000-01
Hill, Tyrone	4	1998-01, 2002-03	Korver, Kyle	5	2003-07	Milton, Shake	2	2018-20
Hinson, Roy	2	1986-88	Korkmaz, Furkan	3	2017-20	Mix, Steve	9	1973-82
Holiday, Justin	1	2012-13	Kuczenski, Bruce	1	1983-84	Mohammed, Nazr	3	1998-01
Holiday, Jrue	4	2009-13	Kucok, Toni	2	1999-01	Money, Eric	2	1978-80
Hollins, Lionel	3	1979-82	<b>L</b>			Monroe, Greg	1	2018-19
Holmes, Richaun	3	2015-18	Lampley, Jim	1	1986-87	Montross, Eric	1	1997-98
Holup, Joe	2	1956-58	Landry, Carl	1	2015-16	Morris, Darius	1	2013-14
Honeycutt, Jerald	1	1988-99	Lang, Andrew	1	1992-93	Moultrie, Arnett	2	2012-14
Hopkins, Bob	4	1956-60	Lang, Antonio	1	1999-00	Mosley, Glenn	1	1977-78
Hoppen, Dave	2	1990-92	Lavoy, Bob	1	1953-54	Moss, Perry	1	1985-86
Horford, Al	1	2019-20	Leaks, Manny	1	1972-73	Mullens, Byron	1	2013-14
Hornacek, Jeff	2	1992-94	Leckner, Eric	1	1993-94	Muscala, Mike	1	2018-19
Howell, Bailey	1	1970-71	Lee, Clyde	2	1974-76	Mutombo, Dikembe	2	2000-02
Hughes, Larry	2	1998-00	Lee, Malcolm	1	2014-15	Myers, Pete	1	1988-89
Hunter, Steven	2	2005-07	Levane, Fuzzy	1	1949-50	<b>N</b>		
<b>I</b>			Lloyd, Earl	6	1952-58	Nailon, Lee	1	2005-06
Iavaroni, Marc	3	1982-85	Lloyd, Lewis	1	1989-90	Neal, Jim	1	1953-54
Iguodala, Andre	8	2004-12	Lochmueller, Bob	1	1952-53	Neto, Raul	1	2019-20
Ilyasova, Ersan	2	2016-17, 2017-18	Lofgran, Ed	1	1950-51	Neumann, Paul	4	1961-65
Imhoff, Darrall	2	1968-70	Long, Art	1	2002-03	Nimphius, Kurt	1	1989-90
Iverson, Allen	12	1996-07, 2009-10	Long, Shawn	1	2016-17	Nocioni, Andres	1	2010-11
Ivey, Royal	3	2008-10, 2012-13	Loughery, Kevin	2	1971-73	Noel, Nerlens	4	2013-17
<b>J</b>			Luwawu-Cabarrot, Timothe	2	2016-18	Norman, Coniel	2	1974-76
Jackson, Demetrius	2	2017-19	Lynch, George	3	1998-01	Novak, Mike	1	1953-54
Jackson, Jaren	1	1994-95	<b>M</b>			Nunnally, James	1	2013-14
Jackson, Jimmy	1	1997-98	MacCulloch, Todd	4	1999-01, 2002-04	<b>O</b>		
Jackson, Luke	8	1964-72	Mack, Shelvin	1	2012-13	Ogden, Bud	2	1969-71
Jackson, Marc	2	2003-05	Macknowski, Johnny	2	1949-51	Okafor, Jahlil	3	2015-18
James, Tim	1	2001-02	MacLean, Don	1	1996-97	Oliver, Brian	2	1990-92
Jenkins, Charles	1	2012-13	Mahorn, Rick	3	1989-91, 1998-99	Ollie, Kevin	6	1999-01, 2004-08
Johnson, Amir	2	2017-19	Malone, Jeff	3	1993-96	O'Quinn, Kyle	1	2019-20
Johnson, Chris	1	2014-15	Malone, Moses	5	1982-86, 1993-94	Orton, Daniel	1	2013-14
Johnson, Clemon	4	1982-86	Marjanovic, Boban	1	2018-19	Osborne, Chuck	1	1961-62
Johnson, George	1	1984-85	Marshall, Donyell	1	2008-09	Osterkon, Vally	4	1951-55
Johnson, Ollie	2	1980-82	Marshall, Kendall	1	2015-16	Overton, Doug	3	1996-99
Johnson, Reggie	1	1982-83	Masino, Al	1	1953-54	Owens, Billy	1	1999-00
Johnson-Odom, Darius	1	2013-14	Massenburg, Tony	1	1995-96	<b>P</b>		
Jones, Alvin	1	2001-02	Matthews, Wes	1	1983-84	Palazzi, Togo	4	1956-60
Jones, Bobby	8	1978-86	Maxwell, Vernon	2	1995-96, 2000-01	Pargo, Jeremy	1	2012-13
Jones, Bobby	1	2006-07	May, Don	2	1972-74	Parker, Anthony	2	1997-99
Jones, Caldwell	6	1976-82	Mayes, Tharon	1	1991-92	Patton, Justin	1	2018-19
Jones, Charles	1	1983-84	Maynor, Eric	1	2013-14	Payne, Kenny	4	1989-93
Jones, Jake	1	1971-72	Mbah a Moute, Luc	1	2014-15	Pelle, Norvel	1	2019-20
Jones, Jumaine	2	1999-01	McAdoo, Bob	1	1985-86	Perry, Tim	4	1992-96
Jones, Larry	2	1964-65, 1973-74	McAdoo, James Michael	1	2017-18	Peterson, Edward	2	1949-51
Jones, Shelton	1	1988-89	McCaskill, Amal	1	2003-04	Pinckney, Ed	1	1995-96
Jones, Wali	7	1965-71, 1975-76	McClain, Ted	1	1977-78	Poythress, Alex	1	2016-17
Jordan, Thomas	1	1992-93	McConnell, T.J.	4	2015-19	Pressey, Phil	1	2015-16
Jorgensen, Noble	3	1950-53	McCormick, Tim	2	1986-88	Price, Mike	1	1972-73
<b>K</b>			McDaniels, K.J.	1	2014-15	Pritchard, Kevin	1	1994-95
Kapono, Jason	2	2009-11	McFarlin, Ivan	1	2006-07	Pullen, Jacob	1	2017-18
Kearns, Tom	1	1958-59	McGee, JaVale	1	2014-15	<b>Q, R</b>		
Kennville, Billy	3	1953-56				Rackley, Luther	1	1973-74
Kerr, John (Red)	11	1954-65						
Kidd, Warren	1	1993-94						
Kimball, Toby	1	1973-74						
King, Albert	1	1987-88						
King, Frankie	1	1996-97						
King, George Jr.	5	1951-56						
Knostman, Dick	1	1953-54						
Korver, Kyle	5	2003-07						
Korkmaz, Furkan	3	2017-20						
Kuczenski, Bruce	1	1983-84						
Kucok, Toni	2	1999-01						





# ALL-TIME ROSTER

## 76ERS ALL-TIME ALPHABETICAL ROSTER

Ramsey, Cal	1	1960-61	Skinner, Brian	2	2002-03, 2004-05	White, Hubie	1	1963-64
Randle, Chassen	1	2016-17				Wiggins, Mitchell	1	1991-92
Randolph, Shavlik	3	2005-08	Smawley, Belus Van	1	1950-51	Wilkins, Eddie Lee	1	1992-93
Ratkovicz, George	3	1949-52	Smith, Derek	2	1988-90	Williams, Elliot	1	2013-14
Ratliff, Theo	4	1997-01	Smith, Don	1	1974-75	Williams, Jayson	2	1990-92
	1	2008-09	Smith, Ish	2	2014-15	Williams, Lou	5	2005-10
Rautins, Leo	1	1983-84			2015-16	Williams, Monty	2	2002-04
Ray, Jim	2	1956-57, 1959-60	Smith, Jabari	1	2001-02	Williams, Sam	2	1983-85
			Smith, Jason	3	2007-10	Williams, Scott	5	1994-99
Raymond, Craig	1	1968-69	Smith, Joe	1	1997-98, 2006-07	Williamson, Corliss	1	2004-05
Redmond, Marlon	1	1978-79				Wilkins, Damien	1	2012-13
Redick, JJ	2	2017-19	Smith, Steven	1	2006-07	Wilson, George	2	1968-70
Reid, Jim	1	1967-68	Smith, Zhairé	2	2018-20	Wilson, Trevor	1	1995-96
Reid, Robert	1	1990-91	Snow, Eric	7	1997-04	Wingate, David	3	1986-89
Rentzas, Efthimios	1	2002-03	Songaila, Darius	1	2010-11	Winters, Voise	1	1985-86
Richardson, Clint	6	1979-85	Sorenson, Dave	1	1972-73	Wohl, Dave	1	1971-72
Richardson, Jason	3	2012-15	Spanarkel, Jim	1	1979-80	Wood, Christian	1	2015-16
Richardson, Josh	1	2019-20	Speights, Marreese	3	2008-10	Wood, Leon	2	1984-86
Roberts, Joe	3	2010-63	Splitter, Tiago	1	2016-17	Woolridge, Orlando	1	1993-94
Roberts, Stanley	1	1999-00	Stackhouse, Jerry	3	1995-98	Wright, Dorell	1	2012-13
Robinson, Cliff	3	1986-89	Stauskas, Nik	3	2015-18	Wright, Sharone	2	1994-96
Robinson, Glenn	1	2003-04	Stewart, Kebu	1	1997-98	Wroten, Tony	3	2013-16
Robinson III, Glenn	2	2014-15	Stokes, Greg	1	1985-86			
		2019-20	Sutton, Greg	1	1995-96			
Robinson, Thomas	1	2013-15				<b>X, Y, Z</b>		
Rocha, Red	4	1951-53, 1954-56	<b>T</b>			Yardley III, George	2	1958-60
			Thomas, Adonis	1	2013-14	Yates, Barry	1	1971-72
Rodriguez, Sergio	1	2016-17	Thomas, James	1	2005-06	Young, James	1	2017-18
Rogers, Rodney	1	2004-05	Thomas, Kenny	3	2002-05	Young, Michael	1	1985-86
Rowinski, Jim	1	1988-89	Thomas, Malcolm	1	2014-15	Young, Nick	1	2012-13
Ruffin, Michael	1	2001-02	Thomas, Tim	2	1997-99	Young, Thaddeus	6	2007-14
Ruffin, Trevor	1	1995-96	Thompson, Hollis	4	2014-17			
Ruland, Jeff	2	1986-87, 1991-92	Thompson, Paul	1	1985-86			
			Thompson, La Salle	1	1995-96			
Rule, Bob	2	1971-73	Thornton, Bob	3	1987-90			
Rush, Kareem	1	2008-09	Threatt, Sedale	4	1983-87			
<b>S</b>			Thybulle, Matisse	1	2019-20			
Salmons, John	4	2002-06	Toney, Andrew	8	1980-88			
Sampson, JaKarr	2	2014-16	Toone, Bernard	1	1979-80			
Sanchez, Juan (Pepe)	1	2000-01	Trapp, John Q.	1	1972-73			
Sarić, Dario	3	2016-19	Tschogl, John	1	1974-75			
Satterfield, Kenny	1	2002-03	Tucker, Jim	3	1954-57			
Savage, Don	2	1951-52, 1956-57	Turner, Andre	1	1990-91			
			Turner, Evan	4	2011-14			
Schafer, Bob	2	1955-57	Tyler, B.J.	1	1994-95			
Schayes, Dolph	16	1948-64	<b>U, V</b>					
Schlueter, Dale	1	1972-73	Van Arsdale, Tom	3	1972-75			
Schoene, Russ	1	1982-83	Van Horn, Keith	1	2002-03			
Scholz, Dave	1	1969-70	Varnado, Jarvis	1	2013-14			
Scolari, Freddie	1	1950-51	Vincent, Jay	1	1989-90			
Scott, Mike	2	2018-20	Vranes, Danny	2	1986-88			
Selvy, Frank	1	1959-60	<b>W</b>					
Seymour, Paul	13	1947-60	Walker, Chet	7	1962-69			
Shackelford, Charles	2	1991-93	Walters, Rex	3	1995-98			
Shaffer II, Lee	3	1961-64	Warbington, Perry	1	1974-75			
Shamet, Landry	1	2018-19	Ward, Gerry	1	1965-66			
Shaw, Brian	1	1997-98	Ware, Casper	1	2013-14			
Shaw, Casey	1	1998-99	Warley, Ben	4	1962-66			
Shayok, Marial	1	2019-20	Washington, Jim	3	1969-72			
Shouse, Dexter	1	1989-90	Washington, Wilson	1	1977-78			
Shved, Alexey	1	2014-15	Wayns, Maalik	1	2012-13			
Simmons, Ben	3	2017-20	Weatherspoon, Clarence	6	1992-98			
Simmons, Connie	1	1954-55	Webber, Chris	3	2004-07			
Simmons, Jonathon	1	2018-19	Weems, Sonny	1	2015-16			
Simpson, Ralph	1	1978-79	Weiss, Bob	2	1965-67			
Sims, Henry	2	2013-15	Welp, Chris	2	1987-89			
Skiles, Scott	1	1995-96	Wesley, Walt	1	1974-75			
Skinner, Al	2	1978-80						



