



20-21



SEASON GUIDE



Home team needs more home?

ROCKET CAN™



ROCKET
Mortgage



OFFICIAL MORTGAGE
LENDER OF THE
CLEVELAND CAVALIERS

Quicken Loans, LLC; NMLS #3030; www.NMLSCustomerAccess.org. Equal Housing Lender. Licensed in 50 states.

Don't pass on your care.

Get the assist you need,
from checkups to
life-saving procedures.

Visit [**ClevelandClinic.org/Access**](https://ClevelandClinic.org/Access)

100
YEARS
EST. 1921



Cleveland Clinic

20-21 Season Schedule

Be The Fight | @Cavs

Remaining schedule to be announced.

2020-21 Cleveland Cavaliers Media Guide



Editors: B.J. Evans, Jeff Schaefer, Cherome Owens, Alyssa Dombrowski

Associate Editor: Sam Coombs

Graphic Design: Joe Caione, Blaine Fridrick, Kevin Johnson, Bailey Mincer, Nick Prost, Jay Wallace

Photo Credits: David Liam Kyle, NBA Photos, Getty Images

Special Thanks: Elias Sports Bureau

©2020 Cleveland Cavaliers

All NBA and team insignia depicted in this publication are the property of NBA Properties, Inc. and the respective teams of the NBA and may not be reproduced for commercial purposes without the prior written consent of NBA Properties, Inc.

The information contained in this publication was compiled by the Cleveland Cavaliers and is provided as a courtesy to our fans and the press and may be used only for personal or editorial purposes. Any commercial use of this information is prohibited without the prior written consent of Cleveland Cavaliers.

Table of Contents

Cleveland Clinic Courts	3	ALL-TIME RECORDS	136
Rocket Mortgage Fieldhouse	4	Individual One Game Records	137
Welcome To Cleveland	14	Team Records	140
FRONT OFFICE	17	Opponent Records	141
Directory	18	Miscellaneous Records	143
Dan Gilbert	23	PLAYOFF HISTORY	145
Koby Altman	24	Year-By-Year Playoff Results	146
Mike Gansey	25	2016 NBA Champions	154
Bernie Bickerstaff	26	All-Time Playoff Statistics	157
Jason Hillman	27	Individual One Game Playoff Records	161
Andrae Patterson	27	Team One Game Playoff Records	163
Jon Nichols	28	All-Time Playoff Leaders	165
Brandon Weems	28	All-Time Playoff Records	166
Brendon Yu	29	Playoff Misc. Records/OT Games	167
David Henderson	29	All-Time Roster	169
Primož Brezec	30	CAVALIERS HISTORY	236
Lauren Marvinney	30	Season-By-Season Results And Statistics	237
J.B. Bickerstaff	31	All-Time Coaches & General Managers	337
Antonio Lang	32	Year-By-Year Finish & Coaching Records	338
Greg Buckner	32	All-Time Cavaliers Won-Lost Record	339
Dan Geriot	33	Record By Month/Record By Division	340
Lindsay Gottlieb	33	Team Ranking	342
J.J. Outlaw	34	All-Time Best Season Performances	343
Mike Gerity	34	All-Time Team/Opponent Statistics	344
Mark Kovacs	35	Cavaliers All-Time Leaders	348
Stephen Spiro	35	Cavaliers Year-By-Year Leaders	350
George Sibel	36	Best Individual Cavaliers Season	354
Derek Millender	36	All-Time High Games	356
Alberto Padilla	36	Opening Game Results/Lineups	359
Ed Subel	37	Triple-Doubles	363
Kylene Bogden	37	20-20 Club/Biggest Margin	364
Len Komoroski	38	Cavaliers Among NBA Stat Leaders	365
Nic Barlage	39	All-Time Overtime Games/Record	367
Basketball Staff	40	NBA Honors Won By Cavaliers	371
Medical Staff	41	Attendance	374
THE PLAYERS	42	Draft Resume	376
Roster	43	Uniform Numbers/Retired Jerseys	380
Marques Bolden	44	Uniform And Logo History/Naming The Cavaliers	388
Matthew Dellavedova	46	All-Time Logos And Jerseys	390
Damyean Dotson	49	Arena History	393
Andre Drummond	51	COMMUNITY RELATIONS	395
Dante Exum	55	MEDIA INFORMATION	405
Darius Garland	58	Fred McLeod TV Studio & Media Workroom	406
Kevin Love	60	Radio Network	407
Thon Maker	66	Cavs.com	409
Javale McGee	69	John Michael	411
Larry Nance Jr.	72	Austin Carr	412
Isaac Okoro	75	Angel Gray	413
Cedi Osman	77	Jeff Phelps	413
Kevin Porter Jr.	80	M. Campy Russell	414
Collin Sexton	82	Tim Alcorn	414
Lamar Stevens	85	Jim Chones	415
Dean Wade	87	Mike Snyder	415
Dylan Windler	89	Brad Sellers	416
SEASON IN REVIEW	91	Rafael Hernández Brito	416
Key Dates/Team Notes	92	Scott Zurilla	417
Season Transactions	101	Joe Gabriele	417
Team Statistics	102	Jeff Schaefer	418
NBA INFORMATION	118	B.J. Evans	418
2019-20 NBA Standings	119	Cherome Owens	419
2019-20 NBA Award Winners	126	Alyssa Dombrowski	419
2020-21 Season NBA Directories	130	Tad Carper	420
Canton Charge	134	Phyllis Salem	420
		OPPONENTS	421



PLAYER DEVELOPMENT CENTER REFLECTS TEAM’S COMMITMENT TO A CHAMPIONSHIP CULTURE

Cleveland Clinic Courts opened in September 2007 as the Cleveland Cavaliers \$25 million state-of-the-art player development center. This investment reflected Cavaliers majority owner Dan Gilbert’s commitment to establish a championship culture for the team and players. Thirteen years later, Cleveland Clinic Courts continues to be one of the top player training and development facilities in the NBA.

Key Features: Two adjacent regulation NBA courts with a total of six hoops; 3,500 square foot strength and conditioning training area that overlooks the playing courts; a rehabilitation center that features a 2,500-gallon hot and cold tub, a 5,000-gallon underwater treadmill and cryotherapy chamber; a large theater-style team meeting room; three spacious locker rooms for Cavaliers players, staff and visiting teams.

Technology: Both practice courts include on-court video monitors with replay feature; wireless internet throughout the facility and MP3 outlets in all areas; designated areas for media to view practice and work with full broadcast capabilities, interview locations and wireless internet access; state-of-the-art video room and player training technology with real-time video monitoring capabilities to view players during workouts; practice and game archives and live video of practice are accessible from all offices, conference rooms and training areas throughout the facility for players and coaches.



Square Footage Breakdown:

Full Facility.....	50,000 sq. ft.
Underground Parking.....	14,100 sq. ft.
Practice Courts.....	17,300 sq. ft.
Weight Training Room.....	3,500 sq. ft.
Training Space.....	1,900 sq. ft.
Hydro Therapy & Massage Area.....	1,500 sq. ft.

The Cleveland Clinic, a global leader in healthcare and the No. 2-ranked hospital in the country according to U.S. News & World Report, not only offers its name but brings its expertise to the facility itself. Team trainers and physicians can view x-rays, MRIs, cat scans, bone scans and lab reports as if they were in the actual hospital. This gives team physicians the opportunity to educate players and allows the team to make better healthcare decisions and tend to individual player needs more expeditiously.

Community Involvement: The Cavaliers organization is deeply involved in the Greater Cleveland community and is committed to positively impacting the lives of children and families in Northeast Ohio through a comprehensive program of outreach initiatives. Throughout the year, students and youth groups are invited to tour Cleveland Clinic Courts for the opportunity to engage with players and coaches in programs designed to address important social issues with an emphasis on education, youth and family development and health-related issues.

Rocket Mortgage FieldHouse



Rocket Mortgage FieldHouse's \$185 million renovation transformed the publicly-owned venue into a modernized world-class sports and entertainment showplace for Cleveland and the entire Northeast Ohio region.

With a year-round calendar of major national and international events catering to fans of all ages, interests, and abilities, the FieldHouse is the epicenter of sports and entertainment in Cleveland. The transformation touched virtually every area of the building, bringing the latest in cutting-edge technology, innovative design and efficiency. The renovations have not only helped redefine the fan experience, but have also positioned the FieldHouse to usher in a new era of sports and entertainment in Cleveland for decades to come.



\$185M
RENOVATION

152,970
SQ. FT. OF VENUE SPACE

1,475
GLASS PIECES ENCLOSE THE NORTH ATRIUM, WEIGHING 990 LBS EACH

2,200
SQUARE FEET OF LED PANELS ENCOMPASS THE POWER PORTAL

279
WIRELESS ACCESS POINTS

27th
RANKED BUSIEST VENUE IN THE WORLD ACCORDING TO POLLSTAR

8
NEW "NEIGHBORHOODS" OR SOCIAL DESTINATION HOSPITALITY SPACES

7
NEW OR REIMAGINED MEMBERSHIP SPACES

62
REIMAGINED SUITES

5
CREATIVE STORYTELLING MULTI-MEDIA "FLEX" WALLS

731+
4K FLAT SCREEN TELEVISIONS AND IPTV

2M+
REGIONAL, INTERSTATE, AND INTERNATIONAL VISITORS ANNUALLY

77,110
SQ. FEET OF NORTH ATRIUM CURTAIN WALL

1,500
DIFFERENT COLOR COMBINATIONS CAN BE DISPLAYED ON THE ALUMINUM CURTAIN WALL

22
LOCAL, NATIONAL AND INTERNATIONAL ARTISTS AS PART OF RMFH PUBLIC ART PROGRAM

14.5
FT. CONCOURSE CEILINGS (+3 FT. FROM ORIGINAL)

2022
NBA ALL-STAR GAME IN CLEVELAND SECURED

42,530
SQ. FT NORTH GLASS ATRIUM

6,350
SQ. FT. EXPANSION TO SOUTH MAIN CONCOURSE

22+
MEETING, BANQUET, HOSPITALITY, AND SPECIAL EVENT SPACES

Rocket Mortgage FieldHouse boasts a fresh new identity that reflects a totally transformed arena—and one of the busiest in the world.

We're home to the NBA Cleveland Cavaliers, AHL Cleveland Monsters, additional signature sporting events, concerts, and family entertainment shows. But in a sea of newness and additional square footage, how does Rocket Mortgage FieldHouse ensure fans know all of the options for where to go and how to get there?

All-new, clear and intuitive wayfinding signage and portal system helps fans navigate the new space in a more efficient, easy-to-understand manner, contributing to an overall greater fan experience.

NE ELEVATOR ACCESS TO
L FIRSTENERGY LOUDVILLE PORTALS 30-31
C HUNTINGTON CLUB LEVEL PORTALS 40-49 SUITES C1-C4
S STREET LEVEL PORTALS 1-30
F EVERSTREAM FOUNDERS LEVEL SUITES F1-F27
E EVENT LEVEL

- Concourses have been refined to create an airier and more open environment with high-contrast finishes that serve as the backdrop to new branding and wayfinding signage
- A pair of 55" HD TVs are situated outside of each portal in the concourse to show the game, enhance wayfinding, and more
- Select key areas feature 85" monitors to enhance wayfinding and showcase other digital media

new design

intuitive, bold, clear and streamlined wayfinding and new portal system

new neighborhoods

created social destinations, gathering areas and membership spaces reducing concourse congestion

new level naming

tells fans know where they are

- More descriptive to provide a clear distinction between floors and to convey what portals and destinations are on each level
- Levels identified by distinct Portal numbers

new portal system

shows fans where they want to be

- Easier and quicker to read system also helps reduce concourse congestion
- Provides a unique number for each Voritory
- Guides guest to closest entry to seat
- Distinct number ranges for each level

new numbering

of sections, seats, and rows

- Renumbering of sections to count clockwise to align with industry standards
- Renumbering of seats within each row to correspond with clockwise section numbering
- Renumbering of rows to separate baseline lower bowl seating sections and create clarity for guests



200

**PUBLIC EVENTS
PER YEAR**

2M+

VISITORS ANNUALLY

27TH

**BUSIEST ARENA ON THE PLANET
ACCORDING TO POLLSTAR**

152,970

**SQUARE FEET—UP FROM 95,380
BEFORE THE TRANSFORMATION**

14.5

**FT. CONCOURSE CEILINGS
(-3 FT. FROM ORIGINAL)**

A hub of technology, Rocket Mortgage FieldHouse is among the leaders in innovation and fan experience.

The FieldHouse is wired with the latest technology to not only enhance guest experience, but propel it to a truly immersive adventure, while also ensuring there is no moment missed during any event.



technology at a glance

279

WIRELESS CONNECTION POINTS

55"

NO TVS LOCATED OUTSIDE OF EACH PORTAL IN CONCOURSE

730+

4K CONNECTED FLAT SCREEN TELEVISIONS

85"

MONITORS TO ENHANCE WAYFINDING AND SHOWCASE OTHER DIGITAL MEDIA

Mashgin Self-Checkout options and digital food and beverage signage in new Social Destination "Neighborhood" Concepts

Internet Protocol Television (IPTV) System with unlimited content distribution capabilities throughout the FieldHouse

KOLO Smart Janitorial Monitoring System

the power portal

is a fully-immersive audio-visual fan entryway connecting the Atrium with the Street Level concourse near the Sherwin-Williams Entrance and features a dynamic audio system complete with both passive and active Soundscape technology that follows guests as they walk through.

the curtain wall

features a unique 77,000 sq. ft. aluminum façade that can be illuminated with 1,500 different color combinations.

the canyon

welcomes fans and visitors coming from the Cleveland-Cliffs Entrance into the new sprawling Street Level concourse, delighting the senses with stunning video and graphics.

the totem

is a double-sided outdoor video board near the Discount Drug Mart Entrance with three unique stacked screens, delivering valuable information to all who enter through "Cleveland's front door."



Curated by Library Street Collective, Rocket Mortgage FieldHouse's art program is privately funded by Cavaliers Chairman Dan Gilbert and his wife Jennifer. It includes works made especially for the transformed venue, its teams, and the Cleveland community.

From murals to light installations to sculptures, each piece was either created or selected to convey the spirit of sportsmanship and the power of resilience. The program features work by a diverse group of local, national, and international artists, who have come together with the goal of celebrating the camaraderie between Rocket Mortgage FieldHouse and its community of athletes, performers, and guests.

This collection contains site-specific pieces from some of the most important contemporary artists working today, and in the cases of Shepard Fairey and KAWS in particular, this is the first time their work is appearing in Cleveland.



SHEPARD FAIREY

100+
TOTAL PIECES OF ART
IN THE COLLECTION

22
DIVERSE LOCAL,
NATIONAL AND
INTERNATIONAL
ARTISTS

20
FT. TALL SCULPTURE
BY INTERNATIONALLY-
RENOVED ARTIST
KAWS

8
ARTISTS WITH TIES
TO CLEVELAND AND
NORTHERN OHIO

4
VERTICAL STORIES
OF IMMERSIVE
INSTALLATIONS BY
ACCLAIMED ARTISTS
SAM FRIEDMAN AND
THRUSH HOLMES

featured artists

- Adam Parker Smith
- Bradley Robert Ward
- Daniel Arsham
- Darius Steward
- Donald Black Jr.
- Erin Guido
- FAILE
- Jason REVOK
- Julian Stanczak
- Kasumi
- KAWS
- Niall McClelland
- Nina Chanel Abney
- Paul Verdell
- POGE
- Ryan Jaenko
- Sam Friedman
- Shepard Fairey
- Thrush Holmes
- Tyrrell Winston
- Wendy White



KAWS, FINAL DAYS (2014), Wood (Black) 236.2" x 206.8" x 129.8". Photo courtesy of the artist.



NINA CHANEL ABNEY



NIALL MCCLELLAND AND PAUL VERDELL



OHIO-NATIVE DANIEL ARSHAM

Rocket Mortgage FieldHouse is one of the busiest arenas in the world,

hosting over 200 ticketed events, over 1,400 private events and attracting over two million visitors annually. The downtown Cleveland sports and entertainment facility has been chosen to host the 2022 NBA All-Star Game Weekend, celebrating the 75th anniversary of the NBA. The FieldHouse will also host the 2024 Women's Final Four.

The FieldHouse includes two very distinctive and exclusive design and experience features:



the power portal

- A first-of-its-kind innovation for any major sports and entertainment venue, this immersive fan entryway connects the Atrium to the concourse near the Sherwin-Williams Entrance.
- The 360-degree tunnel features 2,200 sq. ft. of 2.8mm LED panels and features a dynamic audio system complete with Immersive Soundscape technology.

glass atrium / curtain wall illumination

- The 77,110 sq. ft. Curtain Wall features custom aluminum panels that can be illuminated with 1,500 different color combinations in motion.
- Two-way glass makes the FieldHouse feel like an extension of the city.
- Adds 42,530 sq. ft. to the FieldHouse.

2,200

SQ. FT. OF DIRECT-VIEW LED

1,475

GLASS PIECES, EACH
WEIGHING 900 LBS.

152,970

TOTAL SQ. FT. OF
FIELDHOUSE SPACE

4k

QUALITY VIDEO

+24

MILLION PIXELS



The Transformation of Rocket Mortgage FieldHouse touched nearly every aspect of the venue - making it bigger, better, more competitive and well-positioned to stimulate further economic impact well into the future.

In October of 1994, a new era of sports and entertainment began in Northeast Ohio when Gund Arena (later known as Quicken Loans Arena) opened its doors in the heart of downtown Cleveland and the NBA Cleveland Cavaliers came back home after 20 seasons in suburban Richfield. Nearly 26 years later, the "all-new" Rocket Mortgage FieldHouse has been re-designed into a modernized, world-class attraction that continues to deliver a powerful return-on-investment for the City of Cleveland, Cuyahoga County and the entire region.

\$185 Million Public/Private Partnership between the City of Cleveland, Cuyahoga County, Gateway Economic Development Corporation and the Cavaliers.



Venue Self-Generating Public Funding Cavs Private Investment



Who paid for the Rocket Mortgage FieldHouse Transformation?

- The Cavaliers privately funded \$115 million of the total \$185 million Transformation project, plus covering any cost overruns. The Cavaliers' portion of the funding covered all non-public, clubs, suite, team, premium space, AV/LED, lighting and multi-media upgrades, as well as a significant portion of the public space updates, which included concourse improvements and square footage increases.
- The \$70 million capped, public portion of funding will be repaid almost entirely from direct, arena event-related, self-generated revenue sources and was used to complete the remaining portion of the public space redesign, as well as the associated square footage increases. The largest portion of revenue sources is the existing admissions tax on tickets sold for events at Rocket Mortgage FieldHouse.



2034

THE TRANSFORMATION EXTENDED THE CAVALIERS LEASE FOR SEVEN MORE YEARS THROUGH 2034, COMMITTING TO THE VENUE FOR AT LEAST 40 YEARS SINCE THE TEAM'S ORIGINAL LEASE, WHICH IS AMONG THE LONGEST LEASE TENURES IN PRO SPORTS.

49+ MILLION

ROCKET MORTGAGE FIELDHOUSE GENERATED OVER \$49 MILLION IN STATE AND LOCAL TAX REVENUE IN 2018, THAT INCLUDES NEARLY \$19 MILLION IN TAX REVENUE FOR THE CITY OF CLEVELAND AND NEARLY \$6 MILLION IN TAX REVENUE FOR CUYAHOGA COUNTY.

1+ BILLION

IS COMPLETED, UNDERWAY OR FUNDED RETAIL, RESIDENTIAL AND HOTEL DEVELOPMENT IN THE GATEWAY DISTRICT SINCE THE INCEPTION OF ROCKET MORTGAGE FIELDHOUSE AND PROGRESSIVE FIELD IN 1994.

27th

ROCKET MORTGAGE FIELDHOUSE RANKED AS THE 27TH BUSIEST VENUE IN THE WORLD AND THE 11TH BUSIEST IN THE COUNTRY ACCORDING TO THE POLLSTAR 2019 MID-YEAR REPORT.

100%

THE CAVALIERS HAVE PAID 100% OF ALL OPERATING, MAINTENANCE, REPAIR, AND CAPITAL EXPENSES FOR THE FIRST 32 YEARS OF THE FIELDHOUSE'S OPERATING LIFE. IN ADDITION, 100% OF GATEWAY ECONOMIC DEVELOPMENT CORP'S OPERATING EXPENSES, INCLUDING PROPERTY TAXES, HAVE BEEN PAID BY THE CAVALIERS AND INDIANS SINCE 2004.

2022

THE TRANSFORMATION ATTRACTED THE 2022 NBA ALL-STAR GAME TO CLEVELAND. NBA ALL-STAR WEEK HAS AN ESTIMATED \$100 MILLION SELF-GENERATING ECONOMIC IMPACT, IN ADDITION TO PROVIDING ANOTHER MAJOR IMAGE-BOOSTING OPPORTUNITY FOR OUR CITY.

A new, dramatic glass atrium makes Rocket Mortgage FieldHouse more contemporary, inviting, marketable, and better connected to the city.

The transformation of the FieldHouse brings a totally new look and feel to the venue. From the modern designs to the cutting-edge technology, the FieldHouse is a leading example of what an innovative, multi-purpose, design-forward complex can be.



design by the numbers

152,970

TOTAL SQ. FT. OF FIELDHOUSE SPACE

77,110

SQ. FT. ALUMINUM CURTAIN

42,530

SQ. FT OF NEW PUBLIC SPACE IN ATRIUM

1,500

DIFFERENT COLOR COMBINATIONS CAN BE ILLUMINATED ON THE ALUMINUM CURTAIN

1,475

CUSTOM PIECES OF GLASS THAT MAKE UP THE GLASS ATRIUM

62

REDESIGNED SUITES

22+

MEETING, BANQUET, HOSPITALITY, AND SPECIAL EVENT SPACES

14.5

FT. CONCOURSE CEILINGS (+3 FT. FROM ORIGINAL)

8

NEW "NEIGHBORHOOD" PUBLIC DESTINATION HOSPITALITY SPACES

7

NEW OR REIMAGINED MEMBERSHIP SPACES

5

CREATIVE STORYTELLING MULTIMEDIA "FLEX" WALLS

3

NEW ENTRANCES SHOWCASING CLEVELAND-CLIFFS, DISCOUNT DRUG MART AND SHERWIN-WILLIAMS

food & beverage at a glance

all concession areas were created and reimaged with new:



LED LIGHTING



COUNTERTOPS



TILE SURFACES



SIGNAGE



EQUIPMENT

FAHRENHEIT



ROCCO'S



street level:

NORTHWEST ATRIUM

- FAHRENHEIT BY ROCCO
- WHALEN
- ROCCO'S

EAST NEIGHBORHOOD

- SYMON'S BURGER JOINT
- PEARL'S KITCHEN AT LTK
- JACK DANIEL'S BAR

SOUTH NEIGHBORHOOD

- JONATHAN SAWYER'S GREEN HOUSE KITCHEN
- KAREN SMALL'S MARKET AT THE FIG
- SAUCY BREW WORKS BREW PUB

WEST NEIGHBORHOOD

- BELL'S BREWERY
- FABIO SALERNO'S BANDITO'S
- FLOUR PIZZAZCO BY CHEFS MATT MYTRO AND PAUL MINELLO
- ELMORE'S SMOKEHOUSE
- QUAKER STEAK & LUBE

huntington club level:

ROTUNDA

- SYMON'S BURGER JOINT
- CROWN ROYAL BAR

OVERLOOK BAR

- STANDING ROOM ONLY DESTINATION WHERE GUESTS CAN ENJOY DELICIOUS DRINKS AND GOOD COMPANY WHILE TAKING IN UNBEATABLE VIEWS OF DOWNTOWN CLEVELAND

BUDWEISER BREWHOUSE

- A STANDING ROOM ONLY DESTINATION THAT PROVIDES AND OPEN VIEW TO THE ARENA BOWL



The renovation has helped Rocket Mortgage FieldHouse and the greater Cleveland community compete for—and secure—major national and international attractions.

The FieldHouse was recently announced to host the 2022 NBA All-Star Game, the 2024 NCAA Women's Final Four, and many more major events secured well into the future.

Coupled with innovative design features and cutting-edge technology, the significant expansion of event space throughout the FieldHouse makes it the ideal venue for large-scale events and conventions.



functionality at a glance

152,970

TOTAL SQ. FT. OF
FIELDHOUSE SPACE

+42,500

SQ. FT. EXPANSION
TO THE NORTH
GLASS ATRIUM

+6,350

SQ. FT. EXPANSION TO
SOUTH MAIN CONCOURSE

62

REDESIGNED SUITES

7

NEW OR
REIMAGINED
MEMBERSHIP AND
EVENT SPACES

22+

MEETING, BANQUET,
HOSPITALITY AND
SPECIAL EVENT
SPACES

279

WIRELESS ACCESS POINTS

simplified wayfinding

with a new seating portal system to help fans navigate the new space intuitively.

ADA improvements

throughout the entire FieldHouse will improve accessibility and enjoyment for all fans.

KOLO Smart Janitorial Monitoring System

which helps facility managers monitor maintenance in toilets and stalls.

power portal entryway

featuring 2,200 sq. ft. of LED panels and Soundscape technology, the first-of-its-kind.

a new glass atrium

made up of 1,475 glass pieces and a 77' 10 sq. ft. curtain wall featuring custom aluminum panels that illuminate 1,500 different color combinations. The glass atrium's two-way visibility strengthens the FieldHouse's connection to the city.

the overlook bar

provides fans +3,000 sq. ft. to eat and drink away from their seats, while offering sweeping views of the downtown Cleveland skyline.

budweiser brew house

a standing-room only destination where fans can gather, enjoy food and drink without missing a second of the in-bowl excitement

Welcome to Cleveland



Cleveland has a proud history that is 225 years in the making. General Moses Cleveland of the Connecticut Land Company came to the Western Reserve and founded the City of Cleveland in 1796. Today, Cleveland has grown into a strong Midwest city featuring a diverse food scene, vibrant theatres and nationally acclaimed museums.

Downtown Cleveland Attractions

- On the shore of Lake Erie sits the **Rock & Roll Hall of Fame**, the largest collection of rock artifacts under one roof in the world. More than 9 million visitors, each with their own favorites and memories, have visited the I.M. Pei-designed Rock Hall since it opened in 1995. The Rock Hall also hosts concerts throughout the year.

[\[rockhall.com\]](http://rockhall.com)



© Rock and Roll Hall of Fame

- Home to the Cleveland Cavaliers, the Cleveland Monsters and host to the best entertainment in the region, **Rocket Mortgage FieldHouse** welcomes over two million guests to 200-plus events each year, including world-class concerts, family shows, and the Mid-American Conference's (MAC) men's and women's postseason basketball tournament. The newly-transformed Rocket Mortgage FieldHouse will host the 2022 NBA All-Star Week.

[\[rocketmortgagefieldhouse.com\]](http://rocketmortgagefieldhouse.com)

- Right next door, fans can check out the Cleveland Indians in action at **Progressive Field** or walk a mile down the road to the shores of Lake Erie to catch the Browns on the gridiron at **FirstEnergy Stadium**. [\[indians.com\]](http://indians.com) [\[browns.com\]](http://browns.com)


- Just a few blocks from Rocket Mortgage FieldHouse sits **PlayhouseSquare**, the second largest theatre district in the country and home to the world's largest outdoor chandelier. The Cleveland Play House, America's first regional theater, housed in Playhouse Square, won the 2015 Tony Award for Best Regional Theater.

[\[playhousesquare.org\]](http://playhousesquare.org)

- Just a short walk from the front steps of Rocket Mortgage FieldHouse sits the vibrant **East 4th Street**, a prime destination for dinner, drinks and entertainment. Here, guests can dine at more than a dozen unique restaurants including Mabels, the acclaimed BBQ spot of celebrity chef Michael Symon. Not hungry? Enjoy a night of live music at House of Blues, laugh-out-loud comedy at Pickwick and Frolic or high-energy bowling at The Corner Alley. [\[east4thstreet.com\]](http://east4thstreet.com)

- Test your luck at **JACK Casino**, located just steps from Rocket Mortgage FieldHouse in downtown Cleveland. This lavish hot spot is open 24/7 and features over 100,000 square feet of exciting, action packed gaming choices spread over three spacious floors. In addition to the huge Market District Buffet on the ground level, guests can satisfy their hunger at one of the many local dining options the casino has to offer.

[\[jackentertainment.com\]](http://jackentertainment.com)



© JACK Casino



East 4th Street

- Located in the heart of a vibrant downtown on the shores of Lake Erie, the new **Huntington Convention Center** of Cleveland provides 750,000-square-feet of underground tech-friendly space with meetings and conventions planned through 2019. Right next door is the recently-completed Hilton Cleveland Downtown, a 28-story hotel featuring 600 guest rooms, a rooftop bar and underground connections to the Convention Center and the Global Center for Health Innovation. [clevelandconventions.com]

- **The Metropolitan at The 9**, a \$250 million historic renovation of a long-vacant Cleveland landmark property, opened its doors in September 2014 as Cleveland's first indoor resort. The iconic property has transformed the former AmeriTrust complex into a 150-room Marriot Autograph Collection hotel, 190 apartments, a modern Mediterranean restaurant, a theater, private indoor dog park and a speakeasy bar and nightclub inside of classic 20th century bank vaults. [metropolitancleveland.com]

- On the Corner of East 9th street and Euclid Avenue sits the unique **Heinen's Grocery Store**, built to serve the growing residency in downtown Cleveland. Set in the historic Cleveland Trust Building, a magnificent grand rotunda has been transformed into a two-story food hall featuring a wide array of dining options, making this destination much more than a place to shop for groceries. [heinens.com/downtown]

- **The Greater Cleveland Aquarium**, set in the historic FirstEnergy Powerhouse building located on the west bank of the Cuyahoga River, features crystal clear tanks filled with nearly half a million

gallons of water representing both regional and exotic species of fish - including the Shark SeaTube, an exciting underwater walk-through experience. [greaterclevelandaquarium.com]

- **The Flats at the east bank of the Cuyahoga River** boasts a 1,200 foot riverfront boardwalk that offers stunning views of the river and Cleveland skyline, running alongside new trendy restaurants and clubs such as Vegas-style pool club FWD and dueling-piano bar The Big Bang. [flatseast.com]



The West Side Market

- Recently named America's "Best Food Lover's Market" by Food Network Magazine, the **West Side Market**, located in Ohio City, is truly one-of-a-kind. Here you can find more than 100 vendors from across the area selling specialty meats, cheeses, baked goods and prepared foods in a subway-tiled, barrel-vaulted concourse. [westsidemarket.org]

- **The Great Lakes Science Center** features hundreds of cool hands-on exhibits that make science, technology, engineering and math come alive for people of all ages. As the official site of the NASA Glenn Visitor Center, guests can explore exhibits and artifacts demonstrating the importance of aeronautics, science and space exploration. [greatscience.com]

Special thanks to Downtown Cleveland Alliance and Destination Cleveland.

Please visit downtownclevelandalliance.com and thisiscleveland.com for more information.

Did You Know?

- **Famous Clevelanders** include George Steinbrenner III, Cy Young, Bob Feller, Don King, Jerry Siegel & Joe Shuster (the creators of Superman), Drew Carey, Halle Berry, Bob Hope, Don Shula, Joe Walsh, Kid Cudi and Patricia Heaton – to name only a few.

- **Stadium mustard**, that brown mustard served at ballparks nationwide, was invented in Cleveland by Polish immigrant Joe Bertman.

- The movie **A Christmas Story** was filmed here in Cleveland. Take a trip to Tremont to visit the house the movie was filmed in.

- **Other movies filmed in Cleveland include:**

The Deer Hunter, The Fortune Cookie, Light of Day, Planes, Trains & Automobiles, Antwone Fisher, Major League, The Shawshank Redemption, Men In Black, Double Dragon, Air Force One, Proximity, The OH in Ohio, American Splendor, Welcome to Collinwood, Spiderman 3, The Avengers, I, Alex Cross, Captain America: The Winter Soldier, Draft Day.

- **Cleveland is home to more than 117 different ethnicities** that are represented throughout its unique neighborhoods like Ohio City, Coventry, Detroit-Shoreway, Little Italy and Asiatown. Cleveland has an especially strong Eastern European heritage.

- In 1970, the **first ever NFL “Monday Night Football” game** was played at Cleveland Municipal Stadium with the Cleveland Browns defeating the New York Jets.

- **The Historic Gateway District**, home to Rocket Mortgage FieldHouse, Progressive Field, East 4th Street, five hotels, unique stores and over 60 restaurants and bars, is the most visited neighborhood in downtown Cleveland. Take a short walk from Rocket Mortgage FieldHouse to The Arcade on Euclid Avenue, the first indoor shopping mall in America and one of the city’s most treasured landmarks. [clevelandgatewaydistrict.com]

- **Just across the Cuyahoga River sits Ohio City**, which was rated by USA TODAY as one of the best neighborhoods for bar hopping in the world, amongst the likes of Dublin, Ireland and Seville, Spain. While in Ohio City, make sure to drink a Dortmund Gold from the Great Lakes Brewing Company or check out the many other breweries and restaurants lining W. 25th street. [ohiocity.org]

- **Cleveland is home to rock and roll, but do you know why?**

- In 1939, Leo Mintz opened The Record Rendezvous in Cleveland, a store that featured mostly rhythm & blues records.

- In 1952, Mintz convinced local disc jockey Alan Freed to start playing a few rhythm & blues records on his “Moondog Show” on WJW broadcasting. The records quickly became a hit with his listeners and Freed coined the music “rock n’ roll.”

- On March 21, 1952, Freed put on the first ever “rock n’ roll” show in Cleveland and calls it “The Moondog Coronation Ball.” The show caused an overflow of crowds breaking down the doors and storming the arena where a full-scale riot escalated and ultimately canceled the show. “Rock n’ Roll” makes headlines everywhere!

- Four miles east of downtown Cleveland sits **University Circle**, the most concentrated square mile of arts and culture in the country. This includes the Cleveland Museum of Art, where visitors can view the works of Monet, Dali and Picasso...FOR FREE! Guests can also check out the Cleveland Orchestra, consistently rated one of the top 10 orchestras in the world. [universitycircle.org]

- Cleveland’s first neighborhood and downtown’s oldest commercial center, the **Warehouse District**, is an exciting area that offers a variety of residential, commercial and entertainment-oriented venues – mixing our rich history with trendy developments. The District’s well-known West 6th Street is home to several popular restaurants, nightclubs and bars that make for a fun night out in downtown Cleveland. [warehousedistrict.org]

- **The Cleveland Metroparks** conserves significant natural resources in Northeast Ohio and enhances people’s lives by providing safe, high quality outdoor education, recreation, and zoological opportunities. Discover Cleveland’s “Emerald Necklace” with nearly 23,000 acres of land including 18 reservations, 7 nature/visitor centers, 8 golf courses and more! [clevelandmetroparks.com]

- The “**Guardians of Transportation**” are Art Deco sandstone sculptures that stand guard over Cleveland’s Hope Memorial Bridge connecting Lorain Ave. on the west and Carnegie Ave. on the east in downtown Cleveland. The Guardians are mythic figures that protect those entering and leaving the city. The figures are carved from 43-foot-tall slabs of local Berea sandstone and were erected in 1932.

Cleveland
Clinic



Cleveland



Front Office

Cavaliers General Manager Koby Altman

Chairman	Dan Gilbert
General Manager	Koby Altman
Assistant General Manager	Mike Gansey
Head Coach	J.B. Bickerstaff
Assistant Coaches	Antonio Lang, Greg Buckner, Dan Geriot, Lindsay Gottlieb
Special Assistant to Head Coach	Paul Robinson
Senior Basketball Advisor	Bernie Bickerstaff
Assistant Coach/Player Development	J.J. Outlaw
Director, Player Development/Assistant Coach	Mike Gerrity
Head Video Coordinator/Player Development	Dan Vincent
Shooting Coach	Andrew Olson
Coaching Analyst	Josh Estes
Player Development/Video Assistant	Chris Darnell
Director of Advance Scouting/Player Development	Joshua Broghamer
Basketball Chief of Staff/Team Counsel	Jason Hillman
Senior Director, Analytics/Personnel	Jon Nichols
Senior Director, Basketball Operations	Andrae Patterson
Basketball Strategy Analyst	Max Weisberg
Director, Scouting	Brandon Weems
Scouting Analyst	William Harrison
Scout	David Henderson
Amateur Scout	Anton Marchand
Director, Pro Player Personnel	Trey Platt
International Scout	Primoz Brezec, Igor Tadic
Coordinator, Player Development	Sam Jones III
Assistant to GM/Special Projects Coordinator	Nate Nielsen
Senior Director, Sports Science & Health	Mark Kovacs
Head Athletic Trainer	Steve Spiro
Physical Therapist	George Sibel
Assistant Athletic Trainer	Albert Padilla
Head Strength & Conditioning Coach	Derek Millender
Assistant Strength and Conditioning Coach	Ed Subel
Team Dietitian/Nutritionist	Kylene Bogden
Team Physicians	James Rosneck, MD, Richard Figler, MD, Richard Parker, MD
Team Dentist	Todd Coy, DMD
Director, G-League Operations	Brendon Yu
G-League Director, Player Development	Liron Fanan
Head Coach, Canton Charge	Nate Reinking
Assistant Coaches, Canton Charge	Bryan Tibaldi, Kendall Chones, Tyler Neal
Athletic Trainer, Canton Charge	Kevin Kamrowsky
Strength & Conditioning Coach, Canton Charge	Brandon Joyner
Director, Team Security	Jason Daniel
Manager, Team Security	Bob Kwiat
Basketball Systems Developer	Brad Havens
Director, Team Operations	Mark Cashman
Director, Team Services & Engagement	Lauren Marvinney
Coordinator, Team Services & Engagement	Nick Berne
Senior Manager, Operations, Cleveland Clinic Courts	Matt McGarry
Assistant Manager, Equipment	Willie Williams III
Coordinator, Facilities, Cleveland Clinic Courts	Chris McNamara
Coordinator, Special Team Projects	Larry Nance
Basketball Operations Seasonal Assistant	Luis Gonzalez Infante
Director, Basketball Communications	BJ Evans
Senior Manager, Basketball Communications	Jeff Schaefer
Manager, Basketball Communications	Cherome Owens
Coordinator, Basketball Communications	Alyssa Dombrowski
Chief Executive Officer	Len Komoroski
President, Business Operations	Nic Barlage
Executive Vice President, Chief Communications Officer	Tad Carper
Executive Vice President, Chief Marketing Officer	Tracy Marek
Executive Vice President, Venue Operations	Antony Bonavita
Senior Vice President, Chief Information Officer	Michael Conley
Senior Vice President, Global Partnerships	Shelly Cayette
Senior Vice President, Sales & Service	Eric Clouse
Chief Financial Officer	Stefanie Meade
Vice President, Booking & Events	Brooke Bockelman
Vice President, Broadcasting	Dave Dombrowski
Vice President, Business Intelligence	Kevin O'Toole

Vice President, Digital		Brandon Jirousek
Vice President, Diversity, Inclusion & Community Engagement		Kevin Clayton
Vice President, General Counsel		Meg Murray
Vice President, Global Corporate Partnerships		Matt O'Brien
Vice President, Human Resources		Alberta Lee
Vice President, Operations		Matt Miller
Vice President, Security & Risk Management		Charles Burns
Vice President, Venue Experience & Ticket Operations		Ron Velazquez
Administrative Offices:	Executive Assistant	Stephanie Kreiner
	Manager Special Projects & Business Operations	Rachel Krause
Booking:	Senior Manager, Special Events	Meghan Shar
	Manager, Private Events/Banquets	Shari Lindenbaum
	Coordinator, Booking/Special Events	Stephanie Konczos
	Banquet Event Development Specialist	Cydney Bowman
	Executive Assistant	Maureen Benedict
Broadcasting:	Director, Community/Business Development	Austin Carr
	Director Video/Broadcast Engineering	Joe Frietchen
	Senior Manager, Broadcasting	Ryan Banks
	Senior Producer, Broadcasting	Leo Simone
	Senior Producer/Reporter	Scott Zurilla
	Engineers	Peter Beurmann, Casey Kulas
	TV Play-By-Play Announcer	John Michael
	Radio Play-by-Play Announcer	Tim Alcorn
	Bilingual Play-by-Play Announcer	Rafael Hernandez Brito
Business Intelligence Group:	Senior Director, Business Intelligence	Carlos Orjuela
	Director, Business Intelligence	Jeremy Halek
	Senior Manager, Analytics	Elizabeth Cotter, Kelly Myers
	Senior Data Analyst	John Rodriguez
	Manager Analyst	Ken Radzysinski II
	Data Engineer	Amy Richards
	CRM Coordinator	Alexandra Smith
	Junior Data Analyst	Zach Konno
Community Relations:	Director, Alumni Relations	Campy Russell
	Senior Manager, Community Relations & Player Programs	Emily Thomas
	Community Relations Program Assistant	Bethany Soukup
Corporate Communications:	Senior Director, Corporate Communications	Phyllis Salem
	Director Business/Strategy Communications	Zack Yohman
	Coordinator, Corporate Communications	Jordan Van Dootlingh
	Assistant, Communication Groups	Seth Stillman
Corporate Partnerships:	Senior Director, Partnership Development	Steve Meyer
	Senior Director, Partnership & Franchise Marketing	Greg Prymicz
	Director, Partnership Activation	Cari Anne Smith
	Director, Partnership Marketing	Lisa Hudak, Jeff Kadlub, Beth Stephano, Wincy Wong
	Senior Manager, Partnership Marketing	Josh Bajomo
	Senior Manager, Creative Services & Client Solutions	Tom Bogomolny
	Senior Manager, Global Partnership Development	Ken Meredith, Steve Volchko
	Manager, Global Partnership Development	Mike Mays, Summer Xia
	Senior Manager, Partnership Activation	Emily Multari
	Manager, Partnership Marketing	Kevin Shiley
	Coordinator, Digital	Madison Phillips
	Coordinator, Partnership Activation	Justine Synder
	Corporate Partnerships Organizational Development	Jared Eummer
Digital Team:	Director, Content & Brand Strategy	Grant Gilbert
	Director, Digital Video & Multimedia	Dave McElhatten
	Director, Digital Production & Web Services	Georgia Sapounas
	Director, Digital Content Strategy	Javon Shell
	Senior Manager, Digital Production	Ray Brown
	Manager, Social Media & Online Communities	Lucy Matz
	Manager, Special Projects	Joe Caione
	Beatwriter	Joe Gabriele
	Content & Media Strategist	David Freeman
	Senior Coordinator, Social Media	Matt North
	Producer, Digital Content	Jimmy Longo, Jr., Courtney Payton, David Sosna
	Seasonal Assistant	Matt Gold
Diversity & Inclusion:	Director, Diversity & Inclusion, Engagement & Fan Development	Corey James

Facility Operations:	Senior Director, Guest Experience	Patrick Scanlon
	Director, Engineering/Maintenance	Ray Deemer
	Director, Housekeeping	Bob Pollard
	Senior Manager Business/Facility Operations	Timm Naso
	Senior Manager, Event Services	Dominic Pavone
	Senior Manager, Operations	Sherman Cartwright
	Manager, Administration/Operations	Monica Cianchetti
	Manager, Building Crews	Tommy Thomas
	Manager, Housekeeping	Lydia Hardy
	Manager, Security/Surveillance	Jenn Pfeister
	Manager, Staffing	Dana Love
	Manager, Suite Services & Experience	Jan Shupe
	Senior Coordinator, Housekeeping	Novella Carr
	Guest Services Coordinator	Jacqueline Paris
	Operations Coordinator	Tim Kurnick
	Event Crew Coordinator	Antonio Ealom
	Facilities Architect	Michael Lathrop
	Head Audio Technician	John Miess
	Executive Assistant	Lisa Jones
	Building Maintenance Engineer	Melvin Dimes, Jason Floyd, Nolan Gardner, Lonnie King, Jr. Mike Mulhall, Brad Musall, Jody Shankland
	Building Crew	Robert Ealom, Jerome Hunt, Kevin Lowery, Hubert Parks, Bennie Redmond, Jr., Richie Smart, Cory Thomas, Dave Wigley, Trent Wilson
	Housekeeping Level Leader	Tiara Bray, Daminic Caldwell, Iyonna Cunningham, Larry Harris Jr., Keith Haynes, Antonio Hill, Reginald McDuffie, Gloria Rosser, Calvin Rudolph, Rob Stone
	Security Sergeant	Greg Bee, Damon Dawson, John Lange, Joel Ortiz
	Security Officer	Barb Consorte, Rich Dunbar, Deanna Davey, Mike Elliott II, George Epler, DJ Garner, Eric Harris, JT Hayes-Newsome, Anthony James, Anthony Kimbrough, DiAnte' Mitchell, Brian Miller, Ray Raye, Jr., Jeremy Smith, Christian Workman, Joe Vitanza
	Surveillance Security Officer	Zac Gilbert, Jason Hodges, Sean Kelley, Kyle Lautzenheiser, Violeta Vukovic
Fieldhouse Creative:	Senior Director, Executive Producer	Matt Eck
	Director, Video Presentation	AJ Johnson
	Manager, Gameday & Metadata	Tim Long
	Senior Producer, Video/Creative Content Development	Paul Mazzoleni
	Lead Producer & Editor	Kevin Libal
	Senior Producer, Marketing	Dave Moran
	Video Producer/Editor Arena Projects & Events	Robert Weems
	Producer/Editor, Game Presentation	Mark Zaremba
	Cinematographer	Myles Holt
	Marketing Editor & Producer	Nate Klein
	Motion Graphic Designer / Animator	Christian Merrill
	Assistant Controller	Dan Acree
Finance:	Senior Manager, Accounts Payable	Roxann Lincoln
	Senior Manager, Payroll	Stephanie Burkhard
	Manager, Finance	Nehal Patel
	Manager, Payroll	Anna Michaels
	Manager, Revenue & Accounts Receivable	Staci Colvin
	Senior Financial Analyst	Rob Demko
	Staff Accountant	Sheila Kagel
	Senior Accounting Clerk	Carol Routt
	Accounts Receivable Clerk	Thomas McCartney
Game Presentation:	Director, Game Presentation	Adam Hines
	Senior Manager, Dance & Entertainment	Katie Gibbons
	Manager, Mascot Operations	Mick Rowan
	Senior Coordinator, Game Presentation	Josh Sabo
	Coordinator, Game Presentation	Ahmaad Crump, Nicole Fauchoux
Human Resources:	Senior Producer	Chris Thomas
	Senior Director, Human Resources	Heather Brockler
	Senior Manager, Benefits & Wellness	Megan Dean
	Coordinator, Benefits	Elizabeth Tracey
	Coordinator, Talent Acquisition	Kanchan Arya
	Coordinator, Training & Engagement	Gavin Stephens
	Coordinator, Wellness Culture	Natalie Romito

Information	Senior Director, Development & Implementation	Conor Kenney
	Technology: Director, Development & Data Implementation	Adam Schneider
	Director, IPV Production	Nate Ferrall
	Director, IT Operations	Steve Allison
	Director, Network Operations	Rob Hageman
	Senior Network Administrator/STC	Steve Schur
	Network Engineer	Brian Foster
	Network Administrator	Stephen Gladish
	Application Developer	Patrick Centanni, Drew Gourley
	Type Script Application Developer	David Schmidt
	Systems Analyst	Erin Champion
	Senior Analyst, IT Support	Sergio Canadas, Eric SantoDomingo
	Telecom Engineer	Joe Mohner
	IPTV Coordinator	Cole Rosmarin
	Junior IT Support Operations Analyst	Marcin Ciborowski
Legal:	Associate General Counsel	Chris Harrington
Marketing:	Senior Director, Marketing	Chris Kaiser
	Senior Art Director	Kevin Johnson
	Director, Event & Media Marketing	Carrie Samek
	Director, Project Management	Elizabeth Boscoe
	Manager, Digital Marketing	Courtney Hoekstra
	Manager, Fan Development	Tori Carras
	Manager, Marketing Promotions	Ilan Fontenot
	Coordinator, Marketing	Marlin Pickens
	Coordinator, Marketing Operations	Nick Miller
	Coordinator, Marketing Strategy	Stacy Ruiz
	Senior Designer	Blaine Fridrick, Nick Prost
	Graphic Designer	Bailey Mincer, Jay Wallace
	CGX Design Assistant	Kayla Shine
	Project Coordinator	Kelsey Vorgert
Mousetrap:	Manager, Business Process Analysis	Andy Olsson
Retail:	Senior Manager, Merchandising	Kristyn Hivick
	Senior Manager, Retail/Brand Operations	Cate Crouch
	Manager, Retail Warehouse	David Figueroa
	Manager, Team Shop	Rachel Ramsey
	Manager, Retail Operations	Sarah Cheah
	Manager, E-commerce	Nicole Aguiar
	Manager, Retail Satellite Training	Alec Brown
	Assistant Manager, Warehouse	Nick Olesen
	Senior Coordinator, E-commerce	Lindsey Speyer
	Senior Coordinator, Retail Marketing	Amy Giannell
Sales:	Buyer	Dana Rowan
	Director, Business Development	Jentry Mullins
	Director, Sales & Service Operations	Mela Schlesinger
	Senior Manager, Ticket Services/Inventory Operations	Rhett Wennes
	Manager, Membership Development	Doug Wislinski
	Manager, Business Development	Josh Lins
	Business Development Specialist	Sam Berman, Joe Helton, Brennan Magalski, Eric Pacheco, Lindsay Scott, Cole Swartout
	Membership Development Specialist	Jordan Harps, Alex Joyner, Jordyn Kovolyan, Brandon Otis
	Senior, Project Specialist	Courtney Soreo
	Junior Business Development Specialist	Kyle Kaminski
Sales-Groups:	Junior Membership Development Specialist	Troy Lowe, Ty Ramsier, Sydney Torok
	Senior Director, Group Sales	Melanie Seiser
	Group Events Specialist	Genna Capasso, Tricia Conn, Dana Drewniak, Olivia Hallstein
Sales-Organizational	Junior Group Events Specialist	Nathanael Curry, Nathanael Curry, Taylor Oser
	Senior Manager, Organizational Business Development	Mark Bloom
Business Development:	Account Executive	Anielle Barden-Dancy, Sam Downey, Jerome Friedman, James Gundling, Wayne Hester, Pat Magalski, Gina Santoriello, Austin Towns, Will Wegner, Mikayla Withers, Kevin Taylor
	Sourcing:	Senior Director, Sourcing
Sourcing:	Manager, Sourcing	Ryan Moosbrugger
	Senior Coordinator, Sourcing	Hansen Coseo, Dan Humphrey
	Sourcing Specialist	Michelle Sikora
	Sourcing Assistant	Josh Hayes
		Laurie Slepko

Suite Sales/Service:	Senior Director Premium Hospitality Development	Abbey Mathis
	Senior Director, Suite/Club Hospitality Development	AJ Bondi
	Director, Premium Development	Andy Bradshaw
	Manager Club Hospitality Development	Alyssa Keen, Chris Schons
	Manager, Premium Hospitality Development	Austin Cook, David Kone, Madeline Larsen
	Senior Premium Development Consultant	Matt Freeman
	Premium Development Consultant	Angelo Hronis
Ticket Office:	Premium Development Specialist	Jalal Hodges
	Director, Ticket Operations	Bayley Haberman
	Director, Box Office	Mike Tillia
	Senior Manager, Ticket Operations	Ashley Eucker
	Manager, Box Office	Mike Patton
	Treasurer	Adrianne Steets
	First Assistant Treasurer	Chris Jensen
Youth Sports:	Assistant Treasurer	Erika Boyd, Rick Garratt, Nick Hobbs, Kathy McKnight, Tim Ursem
	Senior Manager, Youth Sports Development	Scott MacDonald
	Senior Manager, Cavs Academy	Luke Toth
	Senior Manager, Youth Sports Outreach	Bryson Haynes
	Manager, Youth Basketball Operations	Jessica Davis
	Coordinator, Youth Sports	Natalie Davis
	Jr. Youth Sports Development Representative	Kiersten Green

CHAIRMAN



DAN GILBERT

**Founder and Chairman,
Quicken Loans and the Rock Family of Companies
Chairman, Cleveland Cavaliers**

Dan Gilbert is Founder and Chairman of Rocket Companies, which went public on August 6, 2020. He is also Founder and Chairman of Quicken Loans, the nation's largest mortgage lender, Founder and Chairman of the Rock Family of Companies, a portfolio of technology businesses and real estate investments, and Chairman of the Cleveland Cavaliers. In 2016, the Cleveland Cavaliers won the NBA championship. The Rock Family of Companies and its more than 100 affiliated companies across the country employ more than 30,000 team members, including more than 17,000 in Detroit's urban core.


From 2013 through 2018, Detroit-based Quicken Loans closed nearly half a trillion dollars in home loan volume across all 50 states, and in 2019, for the tenth consecutive year, earned J.D. Power's highest rating for client satisfaction among all U.S. mortgage lenders.

Dan is also an active investor in fintech, sports-related and consumer direct companies. Dan is a Founder and Principal of Detroit Venture Partners (DVP), a venture capital firm that funds startup and early-stage technology companies and a Founding Partner of Detroit-based private equity group Rockbridge Growth Equity.

In February 2016, Dan co-founded Detroit-based StockX, the world's first 'stock market of things', combining the visible, liquid, anonymous, and transparent benefits of a stock market with the online consumer secondary market.

Dan began moving his Family of Companies to Detroit's central business district in 2010 in an effort to help lead the transformation of a great American city. In 2011, Dan co-founded Detroit-based Bedrock, a full-service real estate firm specializing in acquiring, leasing, financing, and managing commercial and residential space. Since its founding, Bedrock and its affiliates have invested and committed more than \$5.6 billion to acquiring and developing more than 100 properties, including new construction of ground up developments in downtown Detroit and Cleveland, totaling more than 18 million square feet.

BASKETBALL STAFF



KOBY ALTMAN

General Manager

Koby Altman was named the 11th general manager in Cleveland Cavaliers history on July 24, 2017. As the GM, he manages and oversees all aspects of scouting, personnel, player acquisitions and transactions, and all team operations. He also oversees the Cavaliers' exclusive NBA G League affiliate, the Canton Charge. With community involvement being integral to Altman's focus with the team, he also guides the team's player appearance committee in partnership with the business side of the Cavs organization.

In Altman's first year as general manager in 2017-18, the Cavaliers captured the Central Division crown with a 50-32 (.610) record and went on to win their fourth straight Eastern Conference Championship. Altman remained busy after Cleveland's NBA Finals run, choosing 2019 All-Rookie Team member and 2020 NBA Rising Star selection Collin Sexton with the eighth overall pick in the 2018 NBA Draft and signing both five-time NBA All-Star Kevin Love and Northeast Ohio native Larry Nance Jr. to new multi-year contract extensions.

Prior to the 2019-20 season, Altman acquired first-round draft picks Darius Garland, Dylan Windler and Kevin Porter Jr. in the 2019 NBA Draft. Garland went on to become the only rookie to tally at least 700 points, 225 assists and 100 three-pointers this past season, while Porter Jr. was the lone rookie to average at least 10.0 points, 3.0 rebounds and 2.0 assists in less than 24.0 minutes per game. Additionally, Altman obtained two-time NBA All-Star and four-time NBA rebound champion Andre Drummond via a midseason trade with the Detroit Pistons and named J.B. Bickerstaff as head coach of the Cavaliers in February 2020. Under Bickerstaff, the Cavs posted a 5-6 (.455) record, which included consecutive season series sweeps over the Denver Nuggets and San Antonio Spurs. The Cavs also recorded three wins against above .500 teams (Miami, Philadelphia and Denver) while averaging 111.4 points and 26.4 assists (eighth-best in NBA) and holding the fifth-highest field goal percentage in the NBA after the All-Star break (.480).

Most recently, Altman selected arguably the best defender in the 2020 NBA Draft in Isaac Okoro, who was only the sixth player in SEC history to be named to an All-Conference team, All-Defensive team and All-Freshman team in a single season. Altman also brought in three-time NBA champion JaVale McGee and acquired three second round draft picks this offseason.

Prior to being named GM, Altman had been a part of the Cavaliers' basketball staff for five years, including being promoted to assistant general manager in September 2016. As a member of Cleveland's front office, Altman has been an integral part of a team that reached four straight NBA Finals (2015-2018) and won an NBA Championship in 2016.

Altman originally joined the Cavaliers as pro personnel manager in August 2012 and was promoted to director of pro player personnel in September 2013. In that role, Altman was tasked with talent evaluation of athletes across all levels of basketball, both domestically and abroad. In addition, Altman coordinated the Cavs' domestic professional scouting efforts and assisted in all aspects the teams basketball operations.

The 38-year-old has extensive experience with the USA Basketball program. In the summer of 2010, he served as the Team Manager for USA Basketball's Under-17 team at the inaugural FIBA Under-17 World Championship in Hamburg, Germany. That 17-and-under squad won the first gold medal to ever be awarded for that age group and featured three players selected among the top 10 in the 2012 NBA Draft. In 2009, he assisted Team USA's 19-and-under team in the FIBA Under-19 World Championship in Auckland, New Zealand. That squad also won the gold, its first in that age group since 1991.

Prior to joining the Cavaliers, Altman served as an assistant coach at The Ivy League's Columbia University for two seasons, where he also led Columbia's developmental basketball program. He spent the 2009-10 season at Southern Illinois as a graduate assistant after earning his master's degree in sport management at the University of Massachusetts. While earning his degree at UMASS, he coached at nearby Amherst College for two seasons and helped guide the team to a 48-11 record.

Altman, a Brooklyn, New York native, played collegiately at Middlebury College, where he was a three-year starter at point guard. Altman is on the National Board of Directors for the Posse Foundation, which identifies, recruits and trains individuals with extraordinary leadership potential, providing full-tuition leadership scholarships from Posse's partner colleges and universities. In August 2020, Altman along with Bickerstaff and head coaches and front office executives from Cleveland's three major professional sports teams - the Cavaliers, Cleveland Browns and Cleveland Indians- formed a sports alliance to develop a sustainable and direct strategy to address social injustice facing the city of Cleveland and all Northeast Ohio communities. The alliance also focuses on improving the relationship between law enforcement and its citizens, encouraging nonpartisan voting activities and increasing the opportunities for quality education for everyone.

BASKETBALL STAFF



MIKE GANSEY

Assistant General Manager

Mike Gansey was named the Assistant General Manager for the Cleveland Cavaliers in July 2017. In his role, Gansey is responsible for assisting General Manager Koby Altman in scouting and personnel decisions.

He was previously General Manager for the Canton Charge, the Cavaliers' exclusively-owned NBA G League team, where he earned the 2016-17 NBA G League Executive of the Year award. Gansey presided over a Charge team that reached the playoffs in each of his five seasons with the team.

Gansey held a leadership role in the Charge's front office for five seasons (2012-2017), including two seasons as the general manager and three as director of G League operations. In addition to his role with the Charge, Gansey also served as a scout for the Cavaliers. He had previously spent the 2011-12 season as the Cavaliers' basketball operations seasonal assistant.

In Gansey's five seasons with Canton, the team had great success on the court. The Charge won a franchise-record 31 games twice (2014-15 and 2015-16), reached the postseason in all five seasons (the only NBA G League team to do so over that span) and reached the conference finals twice.

Gansey, 37, is a native of Olmsted Falls and played collegiately at West Virginia, where he led his team to the Elite Eight as a junior and helped the Mountaineers reach the Sweet 16 as a senior. He was named a finalist for the Oscar Robertson Award, the Wooden Award and the Naismith Trophy and won a gold medal with Team USA in the 2005 World University Games. Following his college career, he played professionally overseas for three seasons and in the NBA G League for two. Gansey resides in Avon with his wife, Amy, three daughters, Reagan, Emerson and Harper, and son, Griffin.

BASKETBALL STAFF



BERNIE BICKERSTAFF

Senior Basketball Advisor

Bernie Bickerstaff is the senior basketball advisor for the Cleveland Cavaliers. He transitioned to a front office position after one season as an assistant coach with the team during the 2013-14 season. With over 40 years of NBA experience both as a team executive and head coach, Bickerstaff bears a wealth of knowledge to the organization.

Prior to joining the Cavaliers, Bickerstaff was an assistant coach for the Los Angeles Lakers (2012-13), Portland Trail Blazers (2010-12) and Chicago Bulls (2008-10), and prior to his time in Portland and Chicago, Bickerstaff was tabbed to guide the newly founded Charlotte Bobcats as both general manager and head coach in the team's first three seasons (2004-07) before serving as the club's Executive Vice President of Basketball Operations in 2007-08.

Bickerstaff, the 1986-87 NBA Coach of the Year, owns a 419-518 (.447) NBA head coaching record over 14 seasons with Seattle, Denver, Washington, Charlotte and the Los Angeles Lakers while ranking 39th on the NBA's all-time victories list. Receiving his first NBA head coaching opportunity with the Seattle SuperSonics in 1985, Bickerstaff led his team to three playoff appearances over five seasons in the Pacific Northwest, one of which included a trip to the 1987 Conference Finals.

Following his time in Seattle, Bickerstaff joined the Denver Nuggets in 1990 as President and General Manager. During six-plus seasons in Denver, he was responsible for selecting four-time NBA Defensive Player of the Year Dikembe Mutombo in the 1991 NBA Draft while his team made history in the 1994 Playoffs, becoming the first eighth-seed to defeat a top seed in the first round. Bickerstaff took on head coaching responsibilities from 1994-96 but returned to his role solely as General Manager after hiring a coaching replacement 13 games into the 1996-97 season.

In 1973, Bickerstaff was hired as an assistant for the Washington Bullets by then coach K. C. Jones and was a part of a team that reached three NBA Finals and won a championship in 1978. Bickerstaff was a member of the Bullets' staff for 12 seasons before working as an assistant under Lenny Wilkens in Seattle in 1985.

Prior to the NBA, Bickerstaff played two seasons each for the Univ. of San Diego and the Univ. of Rio Grande, where he was later awarded an honorary doctorate. San Diego also offered him his first coaching opportunity. Named an assistant coach for the 1968-69 season, he was elevated to head coach a year later and served in that capacity for the next four seasons. In 2010, he was inducted into the John McClendon Minority Athletics Administrators Hall of Fame and in 2011, was named a Kappa Legend and Icon in Sports. His hometown of Benham, Kentucky even named a street – Bernard Bickerstaff Boulevard – in his honor.

Over his historic career, Bickerstaff has earned numerous honors and achievements: Horace Mann Award for Leadership (1987), Sports Person of the Year by the New York Pro-Am Basketball Association (1987), University of San Diego's Hall of Fame (1995), West Coast Conference's inaugural Hall of Honor (2009), Breitbard Hall of Fame (2012), University of Rio Grande Athletic Hall of Fame (2014), Chucky Daily Lifetime Achievement Award (2014), Kentucky Hall of Fame (2018) and the Cleveland Cavaliers Pioneer Award (2018).

Bickerstaff, who has also served as a TV and radio analyst with the Wizards, Spurs, Sporting News Radio and NBA.com, and his wife, Eugenia, have five children, 14 grandchildren and one great grandchild. Their youngest son, John-Blair is the head coach of the Cavaliers.

BASKETBALL STAFF



JASON HILLMAN

Basketball Chief of Staff/Team Counsel

Jason Hillman was named Basketball Chief of Staff/Team Counsel in July 2017 after having spent the prior 12 years of his career with the Cavaliers on the business side, most recently as Senior Vice President/General Counsel. He is responsible for negotiation and execution of player and staff contracts, general administration of the team's basketball operations department, player and staff immigration matters, compliance with NBA Rules, and assistance with management of the team's salary cap, trade and free agency strategy and execution.

Between 2005 and 2017, Hillman had primary responsibility for the organization's business legal matters, including marketing and sponsorship, ticketing, lease compliance, employment, engagement with local governmental authorities related to Rocket Mortgage FieldHouse, recruitment, preparation and execution on behalf of the organization of the 2016 Republican National Convention, and select basketball operations matters. Hillman was a real estate lawyer with Southfield, Michigan based Jaffe, Raitt, Heuer & Weiss, P.C. from 2001-2005. Prior to law school and continuing through his days in private practice, Hillman was a sportscaster on television and radio in the Detroit area.

He is a past member of the Board of Trustees of the Cleveland Metropolitan Bar Association, Cleveland-based Centers for Families and Children, and University Hospitals' Partnership for Families, and currently serves on the Board of Trustees of the Temple Tifereth-Israel in Beachwood, Ohio. Hillman resides in Solon, Ohio with his wife Meredith, and daughters Caitlin, Morgan and Devin.



ANDRAE PATTERSON

Senior Director of Basketball Operations

Andrae Patterson enters his fourth season with the Cleveland Cavaliers after originally joining the team as the director of basketball administration in September 2017. Among his many duties in his current role as Sr. Director of Basketball Operations, Patterson works closely with General Manager Koby Altman and the front office staff on many basketball and front office matters. This includes personnel scouting, player and staff procurement, staff management, interdepartmental projects and being the liaison between the front office, the players and coaches. He also works

with the Cavs' community relations team on player program matters and community relations projects.


Prior to joining the Cavs, Patterson was the player personnel/player programs coordinator for the Utah Jazz over two seasons (2015-2017). Before his stint with the Jazz, he served as an assistant coach for the NBA G League's Idaho Stampede during the 2014-15 season. Patterson also spent two seasons as an assistant coach at the University of Texas at Arlington after two years as the school's director of basketball operations/video coordinator and one as a student assistant.

Patterson enjoyed a successful professional playing career that began when he was selected by the Minnesota Timberwolves with the 46th overall pick of the 1998 NBA Draft, where he played from 1998-2000. Following his NBA career, he played nine seasons internationally.

As a collegian, the Abilene, Texas, native played for Hall of Fame coach Bob Knight for four seasons at Indiana University (1994-98), where he was an All-American and four-time All-Big Ten selection and led the Hoosiers to four NCAA Tournament appearances while earning a bachelor's degree in criminal justice.

Patterson and his wife, Kiana, have three daughters.

BASKETBALL STAFF




JON NICHOLS

Senior Director, Analytics/Personnel

Jon Nichols was promoted to Senior Director of Analytics/Personnel for the Cleveland Cavaliers in July 2017. In addition to leading the organization's analytics efforts, he assists with roster management, contract and free agency negotiations, long-term operational planning and the application of the collective bargaining agreement in the roster's development.

Nichols originally joined the Cavs as Director of Analytics in September 2013. Prior to coming to Cleveland, Nichols was the Manager of Basketball Analytics for the Milwaukee Bucks from 2010-2013 where he also provided statistical research to the coaches and front office.

A native of Miami, Florida, Nichols graduated from the University of Michigan, earning his B.A. in Sports Management. He also attended Harvard University, earning a Master of Liberal Arts in Information Technology. He currently lives in Avon Lake, Ohio with his wife, Molly.



BRANDON WEEMS

Director of Scouting

Brandon Weems was promoted to Director of Scouting for the Cleveland Cavaliers in July 2017. In his role, he oversees the Cavs amateur scouting efforts. In addition to his own college scouting duties, Weems has also added international scouting to his responsibilities as well as pro player personnel. He originally joined the organization as a scout in 2015.

Weems previously served two seasons at NCAA Div. I Oakland University in Michigan Oakland University as an assistant men's basketball coach from 2013-2015 when he primarily worked with guards and handled scouting responsibilities.

Prior to Oakland, Weems was a staff assistant at Drexel in 2012-13. Before that, Weems spent three seasons at Kentucky on John Calipari's staff and was part of the 2012 NCAA National Championship.

As a collegiate player, Weems was a four-year letter winner at Walsh University from 2004-08. He garnered All-American honors in 2008 and led the Cavaliers to a NAIA National Championship in 2005. Weems was named MOC/AMC Player of the Year during his senior season. He tallied 1,160 points and 649 assists and left ranking in the top five in Walsh's record book.

Weems is a native of Akron, Ohio and played his high school basketball at St. Vincent-St. Mary.

BASKETBALL STAFF



BRENDON YU

Director of G League Operations

Brendon Yu enters his seventh season with the Cleveland Cavaliers and Canton Charge and fourth as Director of G League Operations after previously serving as Basketball Operations, Special Projects. In his position, he works closely with Cavaliers General Manager Koby Altman, Assistant General Manager Mike Gansey, and Canton Charge Head Coach Nate Reinking in all basketball operations and player personnel matters for the Charge. In 2019-20 before the season's cancellation due to COVID-19, the Canton Charge were enjoying one of their most successful seasons in franchise

history. Canton finished 29-14 to clinch a playoff berth, good for the team's best-ever winning percentage, and had a franchise record seven different players receiving NBA Call-Ups throughout the season.

In his previous role, Yu learned from and worked alongside Gansey to maintain the success that the Canton Charge have had in the NBA G League. The Charge went 29-21 in 2016-17, extending the longest postseason streak in the league with a sixth consecutive playoff berth. With the team's collective success came NBA contracts for Charge players Quinn Cook, Eric Moreland and John Holland. Yu also helped facilitate the development of former Cavaliers guard Kay Felder, who in 11 games with the Charge on assignment averaged 29.9 points, 6.0 assists and 3.4 rebounds. In addition, Yu served as a Basketball Operations, Seasonal Assistant for the Cavaliers during his first season with the organization in 2014-15.

Yu, 29, is originally from Indianapolis, where he had the opportunity to work for Indiana High School Basketball Hall of Fame Coach Jack Keefe at Lawrence North High School. Yu then attended Indiana University where he majored in Finance while working as a student manager under Coach Tom Crean and the Hoosier staff. He was at Indiana from 2010-2014 and was a part of a Big Ten Championship, two Sweet Sixteen appearances, and worked closely with future NBA players such as Victor Oladipo, Cody Zeller, Noah Vonleh and Yogi Ferrell.



DAVID HENDERSON

Director of East Coast Scouting

David Henderson was promoted director of East Coast scouting for the Cleveland Cavaliers in September 2010, where he is responsible for evaluating collegiate, minor league and professional players. Henderson originally joined the Cavs in 2006-07 as a full-time college scout.

Prior to joining the Cavaliers, he spent one year with the Atlantic Coast Conference Office developing a program that would expose more student/athletes to jobs in athletic administration. From 1996-99, he was an assistant coach at Duke University under

Coach Mike Krzyzewski. After his time at Duke, Henderson was the head coach at the University of Delaware from 2000-06.

Henderson started his pro career in the Continental Basketball Association with the Albany Patroons. Henderson then signed with the Philadelphia 76ers and played 22 games in the 1987-88 NBA season. The Drewry, North Carolina native played two seasons in Dijon, France in 1988-89. Afterwards he moved to Israel where he had successful seasons with Hapoel Tel Aviv, Hapoel Holon, Maccabi Rishon LeZion and Maccabi Ramat Gan. He retired from playing in 1996.

Henderson graduated from Duke with a degree in economics. He and his wife Carla have two daughters, Lia and McKinley.

BASKETBALL STAFF



PRIMOŽ BREZEC


International Scout

Primož Brezec was hired as an International Scout for the Cleveland Cavaliers in September 2017. In his role, Brezec contributes to Cleveland's international scouting activities and assists General Manager Koby Altman.

Prior to his current role for the Cavaliers, Brezec played in the NBA for eight seasons, appearing in 342 total games with Indiana, Charlotte, Detroit, Toronto, Philadelphia and Milwaukee with averages of 7.2 points and 3.9 rebounds in 18.1 minutes per contest. He was selected as the 27th overall pick in the 2000 NBA Draft

by the Indiana Pacers. Following his NBA career, Brezec spent seven seasons playing professional basketball overseas in Europe before retiring in 2017.

Brezec was also a member of the senior Slovenian national basketball team, competing at the 2003 FIBA European Championship, the 2005 FIBA European Championship, the 2006 FIBA World Championship and the 2010 FIBA World Championship. He is a two-time Slovenian League champion (1999, 2001), three-time Slovenian Cup winner (1999–2001), two-time Slovenian All-Star (1999, 2001) and Cypriot League champion (2015).



LAUREN MARVINNEY

Directory of Team Services and Engagement

Lauren Marvinney was named Directory of Team Services and Engagement for the Cleveland Cavaliers in September 2018. In her role, she supervises and manages all administrative services at Cleveland Clinic Courts, while serving as the primary contact for player and their family's logistical needs, and major event planning and coordination.

Prior to moving to the basketball operations side, Marvinney served nearly four seasons in the team's community relations department.

The Cleveland native has a degree in sports management from Ohio University, where she graduated in 2013.

COACHING STAFF



J.B. BICKERSTAFF

Head Coach

J.B. Bickerstaff was named head coach of the Cleveland Cavaliers on February 19, 2020, thus becoming the 23rd head coach in franchise history. Under Bickerstaff, the Cavs posted a 5-6 (.455) record, which included consecutive season series sweeps over the Denver Nuggets and San Antonio Spurs. In addition, the Cavs recorded three wins against above .500 teams (Miami, Philadelphia and Denver) and averaged 111.4 points and 26.4 assists (eighth-best in NBA). The Wine & Gold also had the fifth-highest field goal percentage in the NBA after the All-Star break (.480).

Bickerstaff originally joined the Cavaliers as the team's associate head coach prior to the 2019-20 season. Before coming to Cleveland, he was the Memphis Grizzlies head coach for the 2018-19 season, following serving as the interim head coach for the final 63 games of the 2017-18 Grizzlies campaign. In 2018-19, Bickerstaff helped Memphis record the third-best scoring defense in the NBA, holding opponents to 106.1 points per game. The Grizzlies also held an NBA-high 10 opponents under 90 points that season and went undefeated in those games. Memphis limited 17 opponents to under 40 percent shooting, which was tied with Utah for the second-most in the NBA in 2018-19.

Prior to his stint with Memphis, Bickerstaff spent five seasons (2011-16) with the Houston Rockets, where he was elevated to interim head coach early in the 2015-16 season and guided the Rockets to a 37-34 finish to close the season with a postseason berth.

Bickerstaff's additional experience as an assistant coach includes four seasons (2007-11) with the Minnesota Timberwolves and three seasons (2004-07) with the Charlotte Bobcats under his father and current Cavaliers Senior Basketball Advisor, Bernie Bickerstaff. The youngest assistant coach in the NBA at age 24 when he began with the Bobcats in 2004-05, Bickerstaff followed in the footsteps of his father, who was the youngest assistant coach when he joined the NBA at 29 years old in 1973.

Prior to his time on the NBA sidelines, Bickerstaff served as director of operations for the University of Minnesota's men's basketball program, overseeing all administrative areas of the program and assisting the coaching staff with recruiting, scouting and coaching. Bickerstaff played two seasons (1999-2001) with the Golden Gophers to complete his collegiate career after playing his first two years at Oregon State University, where he was the youngest Division I player as a 17-year-old freshman.

Bickerstaff and his wife Nikki have three children: Blair, Blakely and Blade.

J.B. Bickerstaff NBA Head Coaching Record			
Year	Team	Regular Season	Playoffs
2015-16	Houston	37-34 (.521)	1-4 (.200)
2017-18	Memphis	15-48 (.238)	
2018-19	Memphis	33-49 (.402)	
2019-20	Cleveland	5-6 (.455)	
Total		90-137 (.396)	1-4 (.200)

COACHING STAFF



ANTONIO LANG

Assistant Coach

Antonio Lang enters his first year as an assistant coach with the Cleveland Cavaliers. Lang joins John Beilein's staff after spending the previous five seasons with the Utah Jazz, having been hired as an assistant coach in the summer of 2014. During his time with Utah, the Jazz reached the playoffs in each of the last three seasons.

Lang has an array of domestic and international coaching experience as both a player and coach. Prior to joining the Jazz, he served as head coach of the Mitsubishi Diamond Dolphins in Japan's National Basketball League (NBL). Lang coached the Mitsubishi Diamond Dolphins for four seasons, guiding them to the 2014 playoffs and

previously served as an assistant coach with Mitsubishi from 2006-10.

A member of the winningest graduating class in NCAA history, Lang played four seasons for Mike Krzyzewski at Duke University from 1990-94, appearing in three Final Fours and winning back-to-back national championships in 1991 and 1992. Lang was then selected by the Phoenix Suns with the 29th overall pick of the 1994 NBA Draft, and enjoyed a six-year NBA career with Phoenix, Cleveland, Miami, Toronto and Philadelphia. He also played professionally in the American Basketball Association (ABA), Continental Basketball Association (CBA), International Basketball League (IBL) as well as time overseas in the Philippines and Japan. Lang is fluent in Japanese.

He and his wife, Lekeshia, have two sons – Alan, who plays collegiate basketball at Bossier Parish Community College, and Antonio Jr., who played at the University of South Florida.



GREG BUCKNER

Assistant Coach

Greg Buckner enters his first season as an assistant coach with the Cleveland Cavaliers after joining the team in September 2020. Prior to coming to Cleveland, Buckner was an assistant coach for the Memphis Grizzlies from 2017-19, where he worked on the sidelines with Cavs Head Coach J.B. Bickerstaff. He also served alongside Bickerstaff for two seasons as an assistant coach with the Houston Rockets (2014-16) following three seasons as a player development coach with the team (2011-14).

Selected by the Dallas Mavericks in the second round (53rd overall) of the 1998 NBA Draft, Buckner appeared in 570 career games (117 starts) and averaged 5.0 points, 2.8 rebounds and 1.3 assists with the Mavericks, Philadelphia 76ers, Denver Nuggets, Minnesota Timberwolves and Grizzlies. Regarded as an outstanding defensive player, Buckner helped his teams reach the postseason in six of his 10 NBA seasons. His playing career also included a stint with the Grand Rapids Hoops (1998-99) of the Continental Basketball Association.

As a collegian at Clemson University, Buckner became the first Tiger to ever lead his team in scoring in four straight years (1994-98) and guided the program to three NCAA Tournament bids. The Hopkinsville, Kentucky native started all 122 games of his career without missing a single contest, setting the school record for consecutive starts. Inducted into the Clemson Athletic Hall of Fame in 2005, Buckner remains the lone Tiger to ever win the ACC Rookie of the Year Award (1994-95).

COACHING STAFF



DAN GERIOT
Assistant Coach

Dan Geriot was promoted to Assistant Coach in August 2019 after spending the 2018-19 season as Assistant Coach/Player Development for the Cleveland Cavaliers. In his current role, Geriot is responsible for assisting and reporting directly to Cavaliers Head Coach J.B. Bickerstaff. Other responsibilities include scouting upcoming opponents and presenting game plans, as well as the individual development for the frontcourt players.

Geriot was previously an assistant video coordinator/coaching assistant with the Cavs from 2016-18. He was a seasonal video coordinator with the team for the 2015-16 championship season. Prior to joining the Cavs, Geriot was with Campbell University as an assistant coach from 2013-15 and was with Princeton University as an assistant coach from 2011-13.

The Springfield, Pennsylvania native has a degree in political science and history from the University of Richmond, where he played four collegiate seasons and led the Spiders to two NCAA tournaments in 2010 (First Round) and 2011 (Sweet 16). Geriot lives in Cleveland with his wife, Dana.



LINDSAY GOTTLIEB
Assistant Coach

Lindsay Gottlieb enters her second season with the Cleveland Cavaliers after being hired as an assistant coach in June 2019. Prior to her arrival, Gottlieb served eight years as the University of California, Berkeley women's basketball head coach, where she led the Golden Bears to a combined 179-89 (.668) record (86-58, .597 in Pac-12) since taking over the helm in 2011-12. Her 179 wins are the second-most by any head coach in Cal women's basketball history.

During her tenure at Cal, Gottlieb led the Golden Bears to seven overall NCAA tournament appearances (2012, 2013, 2014, 2015, 2017, 2018, 2019), including the program's first-ever Elite Eight and Final Four appearances in 2013 – becoming just the seventh NCAA women's coach since 1990 to reach the Final Four within the first two seasons leading a program. That same year, she was named Pac-12 Coach of the Year by media and was a Naismith National Coach of the Year Finalist, while also guiding the Golden Bears to their first Pac-12 Regular-Season Championship. Gottlieb coached five Cal players to 10 total All-America seasons and saw six of her players become WNBA Draft selections during her time as head coach.

Gottlieb holds 11 overall years of Division I head coaching experience, posting a 235-128 (.647) overall record with Cal and UC Santa Barbara (2008-2011), where she led the Gauchos to two Big West Championships (2009, 2011) and was named Big West Coach of the Year in 2009.

Prior to her experience as a head coach, Gottlieb additionally held numerous assistant coaching positions with Syracuse (1999-2001), New Hampshire (2001-02), Richmond (2002-05) and Cal (2005-07), while also being promoted to associate head coach at Cal in 2007-08. The Scarsdale, N.Y., native played collegiately at Brown University, where she graduated in 1999 with a Bachelor of Arts in political science. During her senior year, she was both a player and student assistant coach, and received the Team Heart and Soul Award in 1999. While coaching at Syracuse, she earned her Master's degree in philosophy of education.

Gottlieb and her husband, Patrick, have one son, Jordan.

COACHING STAFF



J.J. OUTLAW

Assistant Coach/Player Development

J.J. Outlaw enters his second year as assistant coach/player development with the Cleveland Cavaliers. Prior to his role with Cleveland, Outlaw spent three seasons with the Memphis Grizzlies, including the 2018-19 season as an assistant coach/player development.

Outlaw spent his first two years with the Grizzlies as a player development coach (2017-18) and advance scout (2016-17). He previously worked for five seasons (2011-16) with the Los Angeles Lakers as a player development coach and video coordinator and two seasons (2009-11) as director of basketball operations for the

Marist men's basketball program, where he also served as assistant coach during his second year.

The Columbia, Maryland native played four years of varsity basketball at Mount St. Joseph High School in Maryland, where he was a four-year starter and three-year All-League selection in the Baltimore Catholic League, as well as Associated Press All-State as a senior in both basketball and football. He went on to play college football at Villanova, where he was a standout wide receiver. Following his collegiate career, Outlaw was signed by the Philadelphia Eagles for parts of the 2006 and 2007 seasons and went on to play for the Rhein Fire of NFL Europa in the spring of 2007.

Outlaw's father, John, worked for the Denver Nuggets, Washington Wizards and Charlotte Bobcats in a variety of capacities, including assistant coach, director of collegiate scouting and director of pro player personnel.



MIKE GERRITY

Director of Player Development/Assistant Coach

Mike Gerrity was promoted to Director of Player Development/Assistant Coach for the Cleveland Cavaliers in September 2018. Prior to his current role, Gerrity spent two seasons as director of player development for the Canton Charge, the Cavaliers' exclusively-operated NBA G League Team, and a player development assistant with the Cavs (2016-2018). Gerrity initially joined the team as an assistant video coordinator in 2013.

Before starting out his career in coaching, Gerrity played two seasons in the NBA G League for the Dakota Wizards, Erie BayHawks and Maine Red Claws. He starred at the University of Southern California in 2009-10 after also playing collegiate basketball at Pepperdine and UNC Charlotte. While at Pepperdine, he was named to the West Coast Conference All-Freshman Team and tabbed as the WCC Freshman of the Year by CBS Sports Line.

The Yorba Linda, California native earned his degree in sociology from USC.

PERFORMANCE TEAM



MARK KOVACS

Senior Director, Sports Science And Health

Dr. Mark Kovacs was hired as the senior director of sports science and health in September 2019. In his role, Dr. Kovacs will lead and synergize the operations of the Cavaliers performance and health teams, with an emphasis on sports science, innovation and technology, to help continue and expand the world-class care Cavaliers players receive.

Dr. Kovacs is a high performance expert, sports technology consultant, performance physiologist, researcher, professor, author, speaker and coach with an extensive background in training and researching elite athletes. He most recently served as Chief

Executive Officer of the Kovacs Institute, a performance facility and consulting firm focused on optimizing human performance by the practical application of cutting-edge science. As CEO, he oversaw the Kovacs Institute's direction, testing protocols and athlete monitoring programs. His clients included national sports federations, the NCAA, major professional sports leagues and leading universities.

Dr. Kovacs earned his undergraduate and graduate degrees in exercise science and exercise physiology at Auburn University, where he was an All-American and NCAA doubles champion in tennis. He obtained his doctorate in exercise physiology from the University of Alabama and also played tennis professionally. Prior to his time with the Kovacs Institute, he directed the sport science, strength & conditioning and coaching education departments for the United States Tennis Association (USTA), was the director of the Gatorade Sport Science Institute and was an executive of long-term research and innovation with PepsiCo.

Dr. Kovacs is also the co-founder and executive director of the International Tennis Performance Association (ITPA), a worldwide tennis fitness education organization, and is a fellow of the American College of Sports Medicine (ACSM). He is a Certified Strength & Conditioning Specialist (CSCS), Certified Tennis Performance Specialist (CTPS) and Master Tennis Performance Specialist (MTPS) through the ITPA. Kovacs was the youngest-ever recipient of the International Tennis Hall of Fame Educational Merit Award in 2012 and earned the US Olympic Committee "Doc Counsilman" Science Award in 2014. He has been involved with two NFL Super Bowls, the Brazilian National Football team in the 2014 World Cup, the United States Fed Cup team and dozens of other major sporting organizations and events in the NBA, NFL, MLB, ATP and WTA. Dr. Kovacs has published six books and volunteers on numerous committees in professional organizations and community outreach programs.



STEPHEN SPIRO

Head Athletic Trainer

Stephen Spiro was named Head Athletic Trainer of the Cleveland Cavaliers in August 2013. In his role, he is responsible for the prevention, care and rehabilitation of injuries, along with the rest of the Cavaliers Performance Team. Spiro works to coordinate all athletic training services for Cavaliers' players and organize medical care with team physicians and support staff. Spiro also served as an athletic trainer in the first Basketball Without Borders Camp in Angola in the summer of 2016 at Pavilhao Multiusos do Kilamba in Luanda and during the Cavaliers championship run (2015-16).

Spiro joined the Cavs as assistant athletic trainer in September 2010. Prior to joining the Cavs, he spent six years as an assistant athletic trainer at his alma mater, Temple University, serving as the primary athletic trainer for the men's basketball program. He worked with Basketball Hall of Fame Head Coach John Chaney and was a part of three Atlantic 10 Conference Championships under Head Coach Fran Dunphy.

Upon graduating with a Bachelor of Science degree in Kinesiology from Temple University in 2002, the Onset, Mass. native enrolled in the master's program at the University of Miami (FL). While at Miami, he served as a graduate assistant athletic trainer with the women's volleyball team and also worked with the Hurricane football team. He was a part of the Hurricanes Sports Medicine staff for the 2003 Tostitos Fiesta Bowl National Championship.

After earning his master's degree in sports medicine from Miami ('04), Spiro joined the staff of the Pawtucket Red Sox as an assistant athletic trainer during the 2004 season.

Spiro is a certified member of the National Athletic Trainers' Association (NATA) and the Ohio Athletic Trainers' Association (OATA), along with being a performance enhancement specialist and corrective exercise specialist through the National Academy of Sports Medicine (NASM).

Spiro resides in Rocky River with his wife, Abbey, daughters Mary and Caroline.

PERFORMANCE TEAM



GEORGE SIBEL
Physical Therapist

George Sibel has been a physical therapist with the Cleveland Cavaliers for the past 15 seasons. In his role, along with the rest of the Cavaliers Performance team, he is responsible for the prevention, care and rehabilitation of player injuries.

Sibel has been a physical therapist with the Cleveland Clinic for 20 years.

Sibel completed his undergraduate studies at John Carroll University and earned his master's degree from Walsh University. He also received his doctorate from Wheeling Jesuit University.



DEREK MILLENDER
Head Strength and Conditioning Coach


Derek Millender was named Head Strength and Conditioning Coach for the Cleveland Cavaliers in August 2013. He was previously the Cavaliers' assistant strength and conditioning coach for three seasons. Millender is responsible for coordinating the team's in-season and off-season performance testing and monitoring, and strength and conditioning. Millender also incorporates other training programs such as yoga and Pilates into player individualized programs. In addition to developing in-season programs, he works individually with each player during the offseason to

prepare them for the rigors of an NBA season. He also works with a registered dietician closely to recommend the right foods at the right time (Nutrient Timing), along with supplement recommendation.

Prior to joining the Cavaliers, he was the head strength and conditioning coach for Cleveland State University from 2007-10. He also spent two years in the Cleveland Indians organization (2006 Mahoning Valley Scrappers (A), 2007 Akron Aeros (AA)).

The Pensacola, Florida native completed his undergrad studies in 2004 at the University of South Alabama and earned his Master's Degree in Exercise Science from Cleveland State University in 2010. Millender is a Certified Strength and Conditioning Specialist (CSCS) through the National Strength and Conditioning Association (NSCA), Registered Strength and Conditioning Coach * D with Distinction (10yrs as a certified strength and conditioning coach) a Performance Enhancement Specialist (PES) through the National Academy of Sports Medicine (NASM) and is also a Sports Performance Coach through United States Weightlifting (USAW).

He resides in Cleveland, Ohio.



ALBERTO PADILLA
Assistant Athletic Trainer

Alberto Padilla enters his third season as Assistant Athletic Trainer for the Cleveland Cavaliers. Padilla has a broad background in athletic training and rehabilitation that enhances the Cavaliers player care. Padilla is responsible for injury prevention, evaluation, treatment and rehabilitation, drawing on his experiences and training as a licensed athletic trainer.

Prior to joining the Cavs, Padilla was with the Minnesota Vikings as an assistant athletic trainer for five NFL seasons, where the Vikings staff was honored by their NFL peers as the Athletic Training Staff of the Year for 2017 as part of the annual Ed Block Courage Award gala.

Padilla earned his Bachelor of Science in Economics from Pennsylvania State University, Bachelor of Science in athletic training at Temple University, where he worked with football, men's basketball and men's lacrosse teams. He has a diverse background in college athletics while working as a graduate assistant athletic trainer at Temple University from 2012-2013. He went on to earn his Masters of Science in exercise science from California University of Pennsylvania in 2014.

Padilla is a member of the National Athletic Trainers' Association, a member of Iota Tau Alpha Athletic Training Honor Society. Padilla is a 15-year veteran of the United States Marine Corps, where he reached the rank of Captain. He served as a communications officer, providing support to logistics and combat operations during Operation Iraqi Freedom from 2007-2008. Padilla is a native of Bronx, N.Y., and a graduate of South Bronx High.

PERFORMANCE TEAM



ED SUBEL

Assistant Strength and Conditioning Coach

Ed Subel enters his third season with the Cleveland Cavaliers as an Assistant Strength and Conditioning Coach. In his role, he will assist in all facets of the strength and conditioning program.

Prior to joining the team, Subel worked in the Cleveland Indians organization from 2010 to 2018. During his tenure with the Indians, he served as a Minor League Baseball strength and conditioning coach for multiple affiliates within the developmental system, and most recently as the minor league strength and conditioning coordinator.

Subel previously worked as a strength and conditioning graduate assistant at Cleveland State, where he received his master's degree in exercise science. He also worked as a strength and conditioning intern for the University of South Florida. Subel received his B.A. from John Carroll University and is also a member of the National Strength and Conditioning Association. Additionally, he worked with the MLB European and African Academies Athletic Development program in the Czech Republic, Austria, and France in 2012-13.

Subel has been an active member of the National Strength and Conditioning Association since 2009. He and his wife Nora reside in Lakewood, OH.



KYLENE BOGDEN

Team Dietitian/Nutritionist

Kylene Bogden enters her fifth season with the Cleveland Cavaliers as the team Dietitian/Nutritionist. In her role, she directs all facets of performance nutrition as it relates to pre and post workout fuel, recovery, and injury prevention. Kylene uses functional nutrition, a whole body, immune and gut-centric approach to sports nutrition in order to create individualized fueling protocols for players throughout the year.

Prior to joining the team, Kylene worked for Cleveland Clinic Center for Functional Medicine, the first institution in the world to use food as the foundation for medicine.

While training directly under Dr. Mark Hyman, she had the privilege of treating athletes from all over the world. During this time she was also the dietitian for Cleveland State University Athletics and John Carroll University Football.

Kylene is board certified in Sports Nutrition as well as Integrative and Functional Nutrition. Kylene received her bachelor's degree in Nutrition and Dietetics from the University of Dayton, master's degree in Exercise Physiology from the University of Akron and her accredited dietetic internship was completed at Tulane University School of Public Health & Tropical Medicine.

Kylene has been quoted as an expert source in publications such as *U.S. News and World Report*, *O Magazine*, *Shape*, *Time*, *Prevention*, and *The Huffington Post*.

BUSINESS STAFF



LEN KOMOROSKI

**Chief Executive Officer
Cleveland Cavaliers, Cleveland Monsters, Canton Charge,
Cavs Legion GC & Rocket Mortgage FieldHouse**

Len Komoroski is Chief Executive Officer of the Cleveland Cavaliers and Rocket Mortgage FieldHouse, which includes the Cleveland Monsters (AHL), Canton Charge (NBAGL) and Cavs Legion Gaming Club (NBA2K). In addition, he plays a leadership role for business operations and business-related endeavors for Cavaliers Chairman

Dan Gilbert's family of sports and entertainment interests in Ohio. Most recently, Komoroski played a leadership role in the public/private partnership agreement formed between the Cavs, Cuyahoga County and the City of Cleveland for the Transformation of Rocket Mortgage FieldHouse.

With more than 30 years of experience in pro sports and entertainment, Komoroski's leadership has helped set a solid business foundation from which the Cleveland Cavaliers, Cleveland Monsters, Canton Charge, Cavs Legion GC and Rocket Mortgage FieldHouse have flourished into one of the most successfully operated sports and entertainment teams in the country.

Komoroski joined the Cavaliers in 2003 as President. In his first year, he restructured and transformed how the Cavaliers approached the business community; assembled a team of top sports marketing pros; transformed the Cavs communications efforts; and oversaw the development of one of the most dynamic game and fan experiences in the NBA. Other accomplishments at the helm of the Cavaliers business operations include playing pivotal roles in developing one of the top cable television relationships in the NBA with Fox Sports Ohio, as well as securing the entitlement of the Cavaliers new state-of-the-art player development center - Cleveland Clinic Courts in nearby Independence, OH. In addition, he also was a key player in the acquisition of the Monsters (AHL), Charge (NBDL) and Cavs Legion (NBA2K).

Komoroski's latest achievement has literally transformed the venue that the Cavaliers and Monsters call home, Rocket Mortgage FieldHouse. Working together with key civic and community officials, Komoroski played a core leadership role in the public/private partnership agreement formed between the Cavs, Cuyahoga County and the City of Cleveland for the Rocket Mortgage FieldHouse Transformation, a major renovation project to transform the nearly 26-year-old venue. As part of the agreement, the Cavs extended their lease with their landlord, Gateway Economic Development Corporation, for seven additional years at the venue until 2034. The all-new Rocket Mortgage FieldHouse re-opened in late September for a full slate of games, concerts and events.

Very active as a community and civic leader, he serves on the board of directors of the Greater Cleveland Partnership, the Downtown Cleveland Alliance, Destination Cleveland, the Rock and Roll Hall of Fame and the Cleveland chapter of the United Way. He is also a trustee for Cleveland Clinic's Hillcrest Hospital and Cleveland State University. Komoroski was named Sales and Marketing Executives of Cleveland's (SME) 2013 Business Executive of the Year, and in 2014 received the PRSA John Hill Award for his outstanding understanding and support of communications by an organization's president or chief executive officer.

Komoroski is a 1982 cum laude graduate of Duquesne University. He and his wife Denise have three daughters – Kristin, Kelly, Jamie and a son, Zachary.

BUSINESS STAFF



NIC BARLAGE

President of Business Operations

Nic Barlage is President of Business Operations for the Cleveland Cavaliers and Rocket Mortgage FieldHouse, which includes the Cleveland Monsters (AHL), Canton Charge (NBAGL) and Cavs Legion Gaming Club (NBA2K).

Barlage joined the Cavaliers in 2017 as President. In this role, he oversees over 500 full-time team members throughout the business operation of the Cavaliers, who have the second largest workforce in the NBA behind the New York Knicks. Most recently, Barlage played a core leadership role in the day-to-day planning, design and

construction of the newly-transformed Rocket Mortgage FieldHouse, which opened before the start of the Cavaliers 2019-20 season.

Prior to joining the Cavaliers, Barlage was the Senior Vice President and Chief Sales Officer for the Phoenix Suns, where he oversaw the team's premium and ticket sales, and marketing efforts. He began serving his stint with the Suns during the 2013-14 season.


Barlage was part of the Cavaliers organization for five seasons where he was most recently Vice President of Sales and Service before departing for Phoenix in 2014. Prior to his tenure in Cleveland, Barlage spent one season with the Suns and two seasons with the Charlotte Bobcats specializing in suite and premium seating.

Barlage's influence extends across the entire Cleveland community, holding positions on the advisory boards of the Cleveland Sports Commission, American Red Cross, Cleveland Clinic Pediatrics Leadership Council and the local Boys & Girls Club.

Barlage graduated from Saint John's University (Minn.) in May of 2006, where he majored in Psychology. He and his wife, Traci, have two daughters, Brooklyn and Kennedy.



BASKETBALL STAFF




Nick Berne
Coordinator,
Team Services
& Engagement



Josh Broghamer
Director of Advance
Scouting/Player
Development




Mark Cashman
Director,
Team Operations



Robert Coleman
Manager of Team
Security



Jason Daniel
Director, Team Security



Chris Darnell
Player Development/
Video Assistant




Alyssa Dombrowski
Basketball
Communications
Coordinator



Michael Dreiling
Front End Developer



B.J. Evans
Director of Basketball
Communications



Josh Estes
Coaching Analyst




Liron Fanan
G League Director,
Player Development



Luis Gonzalez
Basketball Operations,
Seasonal Assistant



Will Harrison
Scouting Analyst



Brad Havens
Basketball Systems
Developer




Sam Jones
Player Development
Coordinator




Anton Marchand
Amateur Scout

BASKETBALL STAFF



Matt McGarry
Senior Manager,
Operations, Cleveland
Clinic Courts



Chris McNamara
Coordinator, Facilities,
Cleveland Clinic
Courts




Nate Nielsen
Basketball Operations
Coordinator



Andrew Olson
Shooting Coach




Cherome Owens
Basketball
Communications
Manager



Trey Platt
Regional Scout
to Director of
Pro Personnel




Paul Robinson
Special Assistant to
Head Coach




Jeff Schaefer
Basketball
Communications
Senior Manager




Igor Tadic
International Scout



Dan Vincent
Head Video
Coordinator/
Player Development



Max Weisberg
Basketball Strategy
Analyst



Willie Williams III
Assistant Manager,
Equipment

MEDICAL STAFF



Dr. James Rosneck
Team Physician



Dr. Richard Figler
Team Physician



Dr. Richard Parker
Team Physician



Players

Cavaliers players Cedi Osman, Kevin Love, Collin Sexton and Darius Garland celebrate during a 121-118 victory over Atlanta on Dec. 23, 2019.

CLEVELAND CAVALIERS 2020-21 ROSTER

NO	PLAYER	POS	HGT	WGT	BIRTHDATE	PRIOR TO PROS/HOME COUNTRY	YR
24	Marques Bolden*	C	6-11	250	4/17/98	Duke '19 / USA	2nd
18	Matthew Dellavedova	G	6-3	204	9/8/90	St. Mary's (CA) '13 / Australia	8th
21	Damyean Dotson	G	6-5	205	5/6/94	Houston '17 / USA	4th
3	Andre Drummond	C	6-11	279	8/10/93	Connecticut '12 / USA	9th
1	Dante Exum	G	6-5	214	7/13/95	Australian Inst. of Sport '14 / Australia	6th
10	Darius Garland	G	6-1	192	1/26/00	Vanderbilt '19 / USA	2nd
0	Kevin Love	F	6-8	247	9/7/88	UCLA '08 / USA	13th
14	Thon Maker	C	7-0	221	2/25/97	Athlete Institute (Canada) '16 / South Sudan	5th
6	JaVale McGee	C	7-0	270	1/19/88	Nevada '08 / USA	13th
22	Larry Nance Jr.	F	6-7	245	1/1/93	Wyoming '15 / USA	6th
35	Isaac Okoro	G	6-5	225	1/26/01	Auburn '20 / USA	R
16	Cedi Osman	F	6-7	230	4/8/95	Anadolu Efes (Turkey) '15 / Macedonia/Turkey	4th
4	Kevin Porter Jr.	G	6-4	203	5/4/00	USC '19 / USA	2nd
2	Collin Sexton	G	6-1	192	1/4/99	Alabama '18 / USA	3rd
8	Lamar Stevens*	F	6-8	225	7/9/97	Penn State '20 / USA	R
32	Dean Wade	F	6-9	219	11/20/96	Kansas State '19 / USA	2nd
9	Dylan Windler	G/F	6-6	199	9/22/96	Belmont / USA	R

*Two-Way Player

HEAD COACH ASSISTANT COACHES

J.B. Bickerstaff (Minnesota)
Antonio Lang (Duke)
Greg Buckner (Clemson)
Dan Geriot (Richmond)
Lindsay Gottlieb (Brown)
J.J. Outlaw (Villanova)
Mark Kovacs (Auburn)
Stephen Spiro (Temple)
Derek Millender (South Alabama)

SR. DIRECTOR OF SPORTS SCIENCE & HEALTH HEAD ATHLETIC TRAINER HEAD STRENGTH AND CONDITIONING COACH

CAVALIERS NUMERICAL ROSTER

0	Kevin Love	8	Lamar Stevens	21	Damyean Dotson
1	Dante Exum	9	Dylan Windler	22	Larry Nance Jr.
2	Collin Sexton	10	Darius Garland	24	Marques Bolden
3	Andre Drummond	14	Thon Maker	32	Dean Wade
4	Kevin Porter Jr.	16	Cedi Osman	35	Isaac Okoro
6	JaVale McGee	18	Matthew Dellavedova		



Marques Bolden

24

HEIGHT 6-11
WEIGHT 250
DOB 04/17/98
YEAR 2ND

POSITION CENTER
FROM DUKE '19 / USA



DRAFTED: Not drafted by an NBA franchise.

2019-20: Appeared in one game for Cleveland (Feb. 2 vs. GSW) after signing a 10-day contract on Jan. 30...also played in 38 games (27 starts) with the Canton Charge, averaging 9.7 points on .596 shooting, 6.8 rebounds and 1.53 blocks in 18.9 minutes per game...overcame much adversity with heart issues to be productive player for Canton and call-up by Cavs...recorded a G League career-high 22 points with 11 rebounds in a Jan. 11th win over league-leading Wisconsin, 1 of his 8 double-doubles on the season.

COLLEGE CAREER: Played three seasons at Duke, appearing in 88 games (24 starts) with averages of 3.8 points, 3.3 rebounds and 1.06 blocks in 13.6 minutes per contest...as a junior in **2018-19** for the Blue Devils, appeared in 35 games (21 starts) while averaging 5.3 points, 4.5 rebounds and 1.66 blocks in 19.0 minutes per game...his 58 blocked shots were a career high and second on the team behind Zion Williamson's 59, as the Blue Devils set a team record with 257 blocked shots for the season...swatted at least one shot in 28 of the 35 games he played, including multiple blocks in 17 games...finished a rebound and three blocks shy of a rare triple double against Auburn (11/20) in the Maui Invitational, scoring 11 points with nine rebounds and a career high seven blocked shots...recorded his first double-double of the season with 12 points, a career-high 11 boards and five blocks in a career-high 34 minutes against Syracuse at Cameron Indoor (1/14)...notched his third career double-double with a season-high 15 points and 10 boards in the Miami win (3/2)...missed the ACC Tournament after suffering a knee injury early in the game at North Carolina (3/9), but returned for the NCAA Tournament...played in 29 contests (two starts) as a sophomore in **2017-18**...averaged 3.9 points and 3.6 rebounds in 12.9 minutes per game...pulled down a career-high 10 rebounds and added eight points against Portland State (11/23)...collected his first career double-double with a career-high 17 points (7-11 FG) and 10 boards in just 15 minutes of action versus St. Francis (12/5)...sustained a knee injury in practice leading up to the NC State game (1/6) and missed seven consecutive games...shot .737 (28-of-38) from the field over Duke's final 16 games of the season after returning from his knee injury...in his freshman season at Duke in **2016-17**, appeared in 24 games (one start) with averages of 1.5 points and 1.1 rebounds in 6.5 minutes per game...missed the first eight games of the season due to injury and was sidelined by illness during the NCAA Tournament...made his regular season debut with seven points and five rebounds in the home win over Maine (12/3)...blocked a season-high three shots at Miami (2/25)

PERSONAL: Full name is Marques Terrell Bolden...son of Melvin and Carolyn Bolden...has two sisters, Tyondra and Delisia...uncle, Elmer Williams, played football at Oklahoma State...competed in the 2016 Jordan Brand Classic and named a McDonald's All-American...averaged 23.4 points, 10.2 rebounds and 2.6 blocks per game as a HS senior to lead DeSoto to the Texas Class 6A state title...named Texas Mr. Basketball and TABC 6A Player of the Year as a senior.

MARQUES BOLDEN																					
NBA REGULAR SEASON																					
TEAM	YEAR	GP	GS	MIN	MPG	TOTAL			3-POINT			FREE THROWS			REBOUNDS						PPG
CLE	19-20	1	1	3	3.0	FGM	FGA	PCT	GM	GA	PCT	FTM	FTA	PCT	OFF	DEF	TOT	RPG	AST	APG	PF
						0	0	---	0	0	---	0	0	---	0	2	2	2.0	0	0.0	1
NBA G LEAGUE REGULAR SEASON																					
TEAM	YEAR	GP	GS	MIN	MPG	TOTAL			3-POINT			FREE THROWS			REBOUNDS						PPG
CTN	19-20	38	27	717	18.9	FGM	FGA	PCT	GM	GA	PCT	FTM	FTA	PCT	OFF	DEF	TOT	RPG	AST	APG	PF
						149	250	.596	2	11	.182	39	53	.736	95	162	257	6.8	44	1.2	60
COLLEGE CAREER																					
TEAM	YEAR	GP	GS	MIN	MPG	TOTAL			3-POINT			FREE THROWS			REBOUNDS						PPG
DUKE	16-17	24	1	157	6.5	FGM	FGA	PCT	GM	GA	PCT	FTM	FTA	PCT	OFF	DEF	TOT	RPG	AST	APG	STL
						16	35	.457	0	0	---	5	8	.625	14	12	26	1.1	2	0.1	2
DUKE	17-18	29	2	373	12.9	FGM	FGA	PCT	GM	GA	PCT	FTM	FTA	PCT	OFF	DEF	TOT	RPG	AST	APG	STL
						48	78	.615	0	0	---	16	27	.593	38	66	104	3.6	17	0.6	9
DUKE	18-19	35	21	656	19.0	FGM	FGA	PCT	GM	GA	PCT	FTM	FTA	PCT	OFF	DEF	TOT	RPG	AST	APG	STL
						85	114	.750	0	7	.000	53	73	.726	68	88	156	4.5	16	0.5	19
TOTAL		88	24	1196	13.6	130	227	.573	0	7	.000	74	108	.685	120	196	296	3.3	35	0.4	30

BOLDEN HIGHS	2019-20 SEASON HIGHS	CAREER HIGHS	PLAYOFF HIGHS
Points	-	-	-
Field Goals Made	-	-	-
Field Goals Attempted	-	-	-
Three Point Field Goals Made	-	-	-
Three Point FG Attempted	-	-	-
Free Throws Made	-	-	-
Free Throws Attempted	-	-	-
Offensive Rebounds	-	-	-
Defensive Rebounds	2 vs. GSW 2/2/20	2 vs. GSW 2/2/20	-
Total Rebounds	2 vs. GSW 2/2/20	2 vs. GSW 2/2/20	-
Assists	-	-	-
Steals	1 vs. GSW 2/2/20	1 vs. GSW 2/2/20	-
Blocks	-	-	-
Minutes Played	3 vs. GSW 2/2/20	3 vs. GSW 2/2/20	-



Matthew Dellavedova

18

HEIGHT 6-3
WEIGHT 204
DOB 09/08/90
YEAR 8TH

POSITION GUARD
FROM ST. MARY'S (CA) '13 / AUSTRALIA



DRAFTED: Not drafted by an NBA franchise.

HOW ACQUIRED: Acquired along with forward/center John Henson from the Milwaukee Bucks as part of a three-team trade on December 7, 2018. As part of the trade, Cleveland also received Milwaukee's own 2021 first round pick and 2021 second round pick as well as a 2022 second round pick from the Washington Wizards. In exchange, the Cavaliers sent guard George Hill and a 2021 second round pick (Washington's via Utah) to the Bucks and forward Sam Dekker to the Wizards. In addition, Milwaukee also received forward Jason Smith from Washington.

2019-20: Appeared in 57 games (four starts) for Cleveland...averaged 3.1 points and 3.2 assists in 14.4 minutes...also shot .865 from the foul line...scored in double figures on three occasions...had 5+ assists 10 times and averaged 9.2 assists during a five-game stretch from March 2-10...recorded one double-double...tallied a season-high tying 14 points and 11 assists in a career-high 45 minutes against San Antonio on March 8...posted a career-high 14 assists to go along with seven points, a season-high six rebounds and one steal in 31 minutes versus Denver on March 7...dished out double-digit assists in consecutive games for the third time of his career (March 7-8)...handed out nine assists in just 19 minutes off the bench against Detroit on Jan. 7; the last Cavalier to have that many assists and play less than 20 minutes in a game was Terrell Brandon, who also dished out nine assists in 19 minutes against the Pistons on Feb. 5, 1993...tallied 12 points on a perfect 5-5 (1.000) shooting from the field in 25 minutes versus Philadelphia on Feb. 26; his 5-5 mark from the field was his most field goals without a miss in his NBA career...played in his 400th career game at San Antonio on Dec. 12...

led Cleveland in assists 12 times, steals five times and blocks twice...was a DNP-CD six times...missed two games due to personal reasons from Nov. 1-3...was placed on the Inactive List twice.

PROFESSIONAL CAREER: Has appeared in 434 career regular season games (92 starts) over seven seasons with the Cleveland Cavaliers and Milwaukee Bucks...owns career averages of 5.6 points and 3.7 assists in 20.4 minutes per game...also shooting .368 from three-point range and .838 from the free throw line.

2018-19: Played in 48 games for Milwaukee and Cleveland...averaged 5.9 points and 3.8 assists in 16.9 minutes per contest...Appeared in 12 contests for the Bucks, averaging 1.7 points and 2.4 assists in 8.1 minutes per game...played in 36 games for Cleveland with averages of 7.3 points and a team-high 4.2 assists in 19.9 minutes per contest...scored in double figures in 13 games as a Cavalier; his five straight games with 10+ points from Dec. 10-16 tied his career-best streak...recorded his 2,000th career point with his first make against New York on 12/12...tallied a season-high 17 points and seven assists in 20 minutes at New Orleans on Jan. 9...dished out a career-high tying 13 assists versus Brooklyn on Feb. 13...handed out a game-high 11 assists versus Phoenix on Feb. 21; recorded 10+ assists in back-to-back games for the second time in his career (3/20/14-3/22/14)...led or tied the Cavs in assists 13 times, steals twice and blocks once...was a DNP-CD 11 times, a DND two times and a NWT once...missed one game due to illness on 10/24; missed one game due to left knee soreness on 12/19; missed two games due to a left foot sprain on 1/4 and 1/5; missed 17 games due to a concussion from 3/8-4/9...was placed on the Inactive List one time with Milwaukee and 18 times with Cleveland.

2017-18: Appeared in 38 games (three starts) with the Bucks...averaged 4.3 points and 3.8 assists in 18.7 minutes per game...shot .372 from beyond the arc and a career-high .926 from the free throw line...returned from a right ankle sprain on 4/11 at Philadelphia, scoring two points with three assists in 10 minutes...had 10 points (3-6 FG, 2-4 3FG) vs. Philadelphia on 1/29...scored 10 points with seven assists on 1/5 vs. Toronto...dished out nine assists with eight points on 1/3 vs. Indiana...had a season-high 10 assists at Toronto on 1/1...dished out nine assists at Oklahoma City on 12/29...scored 10 points with four rebounds and three assists vs. LA Lakers on 11/11...had a then-season-high nine assists vs. Charlotte on 10/23...scored 15 points in the season opener at Boston on 10/18...has scored in double figures 4 times...has 5+ assists in 11 games...dished out 10+ assists once...missed 15 games (11/15-12/16) with left knee tendinitis...missed 29 games (2/6-4/9) with a right ankle sprain.

2016-17: Averaged career highs in points (7.6) and assists (4.7) in a career-high 26.1 minutes per game over 76 contests (career-high 54 starts) with Milwaukee...made a season-high four 3-pointers and finished with 16 points vs. Minnesota on 3/11...scored 15 points in back-to-back games (3/3 vs. LAC and 3/1 vs. Denver)...dished out a career-high-tying 12 assists at Denver on 2/3...had 16 points and seven assists vs. Houston on 1/23...had 11 assists at Washington on 12/26...dished out 10 assists at Toronto on 12/12...posted 17 points on 3-of-5 shooting from 3-point range vs. Portland on 12/7...had a season-high 18 points with six assists vs. Brooklyn on 12/3...dished out 7+ assists in three straight games from 11/25-11/29, tying a career-long streak...handed out a then career-high 12 assists vs. New Orleans on 11/10...scored in double figures in a career-long four straight games from 10/26-11/1...made Bucks debut on 10/26 vs. Charlotte, scoring 11 points...scored in double figures 25 times...handed out 5+ assists in 34 games...had four games with 10+ assists...missed five games from 12/30-1/6 due to a right hamstring strain.

2015-16: Appeared in a career-high 76 games (14 starts) for the Bucks...averaged 7.5 points, a career-high 2.1 rebounds and 4.4 assists in 24.6 minutes per game...shot a career-high .410 from three-point range, which ranked 11th in the NBA...ranked 10th in the NBA in assist-to-turnover ratio (2.91)...averaged 4.1 assists in his 62 games as a reserve, which was the fourth-most in the NBA among bench players...in 14 games as a starter, averaged 9.4 points, 5.8 assists and 2.7 rebounds per game...scored in double figures 27 times...had one or fewer turnovers in 40 games...set a career-high with 13 assists vs. Milwaukee on 11/19...had 10+ assists three times...dished out 5+ assists on 32 occasions...matched his career-high in field goals made when he shot 7-for-12 (.583) for 17 points vs. Portland on 12/8...scored a season-high 20 points on 7-for-10 shooting against Philadelphia on 12/20...grabbed a season-high seven rebounds on 12/29 at Denver...topped 1,000 points for his career on 1/25 at Minnesota...recorded one double-double on the season with 11 points and 10 assists vs. Oklahoma City on 12/17...marked as DND once...missed one game due to left calf tightness on 11/25...missed five games from 2/3-10 due to left hamstring soreness...placed on the Inactive List five times.

2014-15: Played in 67 games (career-high 13 starts) with Cleveland...averaged 4.8 points on .362 shooting, 1.9 rebounds and 3.0 assists in 20.6 minutes...shot a career-high .407 from the three-point line and .763 from the free throw line...scored in double figures nine times, including back-to-back games (Jan. 31-Feb. 2)...recorded two double-doubles...had five or more assists on 19 occasions...made at least two three-pointers on 20 occasions, at least three three-pointers seven times and three games with four three-pointers...led the Cavaliers with a 3.34 assist-to-turnover ratio for the season, which ranked fourth in the NBA...in 13 games as a starter, shot .418 from beyond the arc and averaged 7.7 points, 3.1 rebounds and 5.3 assists in 33.7 minutes...dished out a career-high tying 12 assists to go along with a season-high 18 points, on 6-11 (.545) shooting, including 4-5 (.800) from beyond the arc, three rebounds and two steals in 33 minutes off the bench against Washington on April 15...tallied 14 points on 4-7 (.571) shooting, including 4-5 (.800) from beyond the arc, a career-high 10 rebounds and five assists in 38 minutes at Indiana on Feb. 27...participated for the World Team in the 2015 BBVA Compass Rising Stars Challenge at NBA All-Star Weekend in New York and tallied four points and four rebounds; was just the third player in league history to be undrafted and appear in the event since it went to the rookie-sophomore format in 2000 (Jeremy Lin and Anthony Morrow)...averaged 9.0 points and 8.5 assists in 34.0 minutes over the final four games of the season...led or tied for the team lead in assists 13 times and rebounds and steals one each...missed 15 games from Nov. 5-Dec. 5 due to a left knee MCL sprain...was placed on the Inactive List six times.

2013-14: Appeared in 72 games (four starts) as a rookie for Cleveland...averaged 4.7 points on .412 shooting, 1.7 rebounds and 2.6 assists in 17.7 minutes...also shot .368 from the three-point line and .792 from the free throw line...became just the sixth NBA rookie to make at least 50 three pointers (57 3FGM) and have a 3.00+ assists/turnover ratio (3.10 Ast/TO) joining Scott Brooks (1988-89), Nick Van Exel (1993-94), Chris Duhon (2004-05), Chris Paul (2005-06) and Brian Roberts (2012-13) (STATS, Inc.)...hit 54 three-pointers in games coming off the bench, which ranked second among rookies in three-pointers made off the bench (Tim Hardaway Jr., 129)...posted three double-doubles on the season...made his NBA debut on Nov. 2 at Indiana...recorded his first career double-double with 11 points and 4-8 (.500) shooting, four rebounds and 10 assists in 33 minutes versus Oklahoma City on March 20...registered his second straight double-double with 14 points, including 3-5 (.600) from the three-point line, five rebounds and 10 assists in 37 minutes against Houston on March 22...became the first Cavs player to record consecutive point-assist double-doubles off the bench since John Morton (March 14-16, 1991)...finished with a career-high 21 points on 7-9 (.778) shooting, including a career-high five three-pointers, three rebounds and six assists in 36 minutes at Detroit on March 26...came off the bench to distribute a career-high 12 assists and added 14 points for his third double-double of the season against Detroit on April 9, becoming just the second Cavs rookie to come off the bench and dish out at least 12 assists in a game (Terrell Brandon, 13 assists on March 22, 1992 against Atlanta)...scored 10-19 points 12 times and 20 or more points once...dished out 10 or more assists three times...led or tied for the team lead in points once, assists eight times, steals six times and blocks three times...was DNP-CD nine times on the season...was placed on the Inactive List one time on the season.

PLAYOFF CAREER: Has appeared in 52 career postseason games (seven starts) with averages of 5.4 points and 2.6 assists in 18.8 minutes per contest...in the **2018 Playoffs**, played in six of Milwaukee's first Round games against Boston...averaged 2.0 points and 2.7 assists in 13.0 minutes per game...appeared in six games during the Bucks' first Round series against the Raptors during the **2017 Playoffs**...averaged 7.7 points, 2.0 rebounds and 2.0 assists in 26.5 minutes per game...scored in double figures three times...in the **2016 Playoffs**, appeared in 20 playoff games for the NBA Champion Cleveland Cavaliers...averaged 3.9 points and 2.8 assists in 12.1 minutes per game...played in all 20 games (seven starts) during the Cavs' NBA Finals run in the **2015 Playoffs** and averaged 7.2 points, 2.1 rebounds and 2.7 assists in 24.9 minutes per game...set a franchise record for most assists by a bench player in a playoff game with nine helpers and added nine points in 36 minutes as a reserve against Chicago in Game 2 of the Second Round on May 6...recorded 19 points on 7-11 (.636) shooting from the field, including 3-6

(.500) from beyond the arc, in 34 minutes off the bench at Chicago in Game 6 of the Second Round on May 14...in the Semifinals against Chicago, hit .429 (9-21) of his three-point attempts and averaged 8.3 points and 3.7 assists in 23.3 minutes off the bench...in the Eastern Conference Finals against Atlanta, averaged 9.5 points, 3.3 rebounds and 2.5 assists in 31.0 minutes per game...started in five of the six games during the NBA Finals against Golden State and averaged 7.5 points, 2.7 rebounds, 2.7 assists and 1.2 steals in 31.8 minutes...had a playoff career-high 20 points, five rebounds and four assists in 39 minutes versus the Warriors in Game 3 of the NBA Finals on June 9.

NOTABLE: NBA Champion (2016)...played in the FIBA World Cup 2019 for the Australian National Team...also appeared in the 2016 Summer Olympics with Australia and ranked second among all players in the tournament with 7.0 assists per game while leading the Boomers to a fourth-place finish...participated for the World Team in the 2015 BBVA Rising Stars Challenge at All-Star Weekend in New York.

COLLEGE CAREER: Played 136 games in four seasons at St. Mary's University, averaging 14.2 points on .415 shooting, 3.4 rebounds, 5.6 assists and 1.1 steals in 36.4 minutes...finished college career as Saint Mary's all-time leader in points, assists, games played, free throw percentage, and three pointers made and the 2012 WCC Player of the Year...as a senior in **2012-13**, played in 35 games and averaged 15.8 points, 3.4 rebounds, 6.4 assists and 1.1 steals in 36.4 minutes...named First-Team All-West Coast Conference...selected as finalist for the Bob Cousy Award...AP Honorable Mention All-American...scored over 30 points on three occasions...as a junior in **2011-12**, appeared in 33 games and averaged 15.5 points, 3.3 rebounds and 6.4 assists in 37.5 minutes...named WCC Player of the Year and First-Team All-WCC...was second in conference in assists per game and was second in free-throw percentage (.857)...Honorable Mention AP All-American...as a sophomore in **2010-11**, played in 34 games and averaged 13.4 points, 3.6 rebounds, 5.3 assists and 1.2 steals in 35.3 minutes...named First-Team All-WCC and WCC All-Tournament Team...during his freshman year in **2009-10**, played in 34 games and averaged 12.1 points, 3.5 rebounds, 4.5 assists and 1.2 steals in 36.4 minutes.

PERSONAL: Native of Australia...graduated with a degree in Psychology in 2013 while at Saint Mary's College... Saint Mary's retired his No. 4 jersey in 2014, at the time, the second ever retired by the program...prior to St. Mary's, played in the South East Australian League for the Australian Institute of Sport...favorite hobby is playing the guitar...favorite movie is Batman...favorite board game is Monopoly...favorite sport other than basketball is Australian Football...named Saint Mary's College Alumnus of the Year in 2020...in 2017 while with the Milwaukee Bucks, started "Delly's Deer" reading program, which seeks to increase student interest in reading with middle and elementary school youth...Through this program, he and his wife Anna provided vision screening and reading glasses to children in need...in 2019 through their Vision Day donated 150 kids at University Settlement, an organization that helps families overcome poverty...in September of 2019, released his first in a series of children's books titled, Daring Delly #1: Team Tryouts, where young readers can follow alongside a young version of Delly as he takes on the challenges, adventures, and fun of playing for his hometown team the Maryborough Blazers...has participated in the Akron Children's Hospital's "A Prom to Remember" event, and spends time in the offseason with youth hoops clinic in both Australia and the states...also partnered with his fellow Australian NBA players to fundraise for the fire relief effort to combat the fires in Australia...active on Twitter as @matthewdelly.

MATTHEW DELLAVEDOVA																												
NBA REGULAR SEASON																												
TEAM	YEAR	GP	GS	MIN	MPG	TOTAL			3-POINT	FREETHROWS			REBOUNDS			AST	APG	PF	DQ	STL	SPG	BLK	BPG	PTS	PPG			
						FGM	FGA	PCT		GM	GA	FTM	FTA	PCT	OFF											DEF	TOT	RPG
CLE	13-14	72	4	1271	17.7	122	296	.412	57	155	368	38	48	.792	29	94	123	1.7	187	2.6	121	0	33	0.5	0.1	339	4.7	
CLE	14-15	67	13	1380	20.597	111	307	.362	68	167	407	29	38	.763	37	89	126	1.9	204	3.0	152	0	24	0.4	2	0.0	319	4.8
CLE	15-16	76	14	1867	24.6	207	511	.405	98	239	410	57	66	.864	33	129	162	2.1	337	4.4	178	0	44	0.6	9	0.1	569	7.5
MIL	16-17	76	54	1986	26.1	208	534	.390	79	215	367	82	96	.854	24	123	147	1.9	357	4.7	153	0	53	0.7	0	0.0	577	7.6
MIL	17-18	38	3	712	18.7	55	152	.362	29	78	372	25	27	.926	14	50	64	1.7	145	3.8	67	0	14	0.4	0	0.0	164	4.3
MIL-CLE	18-19	49	0	812	16.6	98	242	.405	44	130	338	42	52	.808	6	71	77	1.6	181	3.8	75	0	14	0.3	2	0.0	282	5.9
CLE	19-20	57	4	821	14.4	62	175	.354	21	91	231	32	37	.865	18	57	75	1.3	180	3.2	78	0	20	0.4	2	0.0	177	3.1
TOTAL		434	92	8949	20.4	863	2217	.399	396	1075	368	305	364	.838	161	613	774	1.8	1991	3.7	824	0	202	0.5	20	0.1	2627	6.6
NBA PLAYOFFS																												
TEAM	YEAR	GP	GS	MIN	MPG	TOTAL			3-POINT	FREETHROWS			REBOUNDS			AST	APG	PF	DQ	STL	SPG	BLK	BPG	PTS	PPG			
						FGM	FGA	PCT		GM	GA	FTM	FTA	PCT	OFF											DEF	TOT	RPG
CLE	14-15	20	7	497	24.9	47	136	.346	24	76	316	25	32	.781	10	31	41	2.1	53	2.7	52	1	9	0.5	0	0.0	143	7.2
CLE	15-16	20	0	241	12.1	26	74	.351	8	31	258	18	24	.750	4	11	15	0.8	56	2.8	31	0	1	0.1	1	0.1	78	3.9
MIL	16-17	6	0	159	26.5	16	41	.390	6	16	375	8	10	.800	1	11	12	2.0	12	2.0	5	0	1	0.2	0	0.0	46	7.7
MIL	17-18	6	0	78	13.0	4	12	.333	2	9	222	2	2	1.000	1	4	5	0.8	16	2.7	6	0	2	0.3	0	0.0	12	2.0
TOTAL		52	7	975	18.8	93	263	.354	40	132	303	53	68	.779	16	57	73	1.4	137	2.6	94	1	13	0.3	1	0.0	279	5.4
COLLEGE CAREER																												
TEAM	YEAR	GP	MIN	TOTAL			3-POINT	FREETHROWS			REB	BPG	AST	APG	STL	SPG	BLK	BPG	PTS	PPG								
				FGM	FGA	PCT		GM	GA	FTM											FTA	PCT						
ST. MARY'S	09-10	34	1236	121	310	.390	74	186	398	96	113	.850	119	3.5	153	4.5	4.0	1.2	0	0	412	12.1						
ST. MARY'S	10-11	34	1199	142	340	.418	68	181	376	104	118	.881	123	3.6	180	5.3	4.2	1.2	1	0	456	13.4						
ST. MARY'S	11-12	33	1236	157	352	.446	60	169	355	138	161	.857	109	3.3	212	6.4	3.8	0.8	2	0	512	15.5						
ST. MARY'S	12-13	35	1273	170	421	.404	86	225	382	127	149	.852	118	3.4	223	6.4	4.0	1.1	4	0	593	16.8						
TOTAL		136	4944	590	1423	.415	288	761	1578	465	541	.860	469	3.4	768	5.6	190	1.1	7	0	1933	14.2						

DELLAVEDOVA HIGHS	2019-20 SEASON HIGHS	CAREER HIGHS	PLAYOFF HIGHS
Points	14 2 Times	21 @ DET 3/26/14	20 vs. GSW 6/9/15
Field Goals Made	5 vs. PHI 2/26/20	7 5 Times	7 2 Times
Field Goals Attempted	11 vs. SAS 3/8/20	18 @ IND 2/27/15	17 vs. GSW 6/9/15
Three Point Field Goals Made	2 5 Times	5 @ OKC 12/11/14	4 vs. ATL 5/24/15
Three Point FG Attempted	6 vs. SAS 3/8/20	8 vs. MIN 1/25/16	9 2 Times
Free Throws Made	6 vs. SAS 3/8/20	6 4 Times	4 3 Times
Free Throws Attempted	7 vs. SAS 3/8/20	8 @ WAS 12/26/16	5 vs. GSW 6/9/15
Offensive Rebounds	2 2 Times	6 3 Times	2 2 Times
Defensive Rebounds	4 2 Times	7 @ IND 2/27/15	5 @ ATL 5/22/15
Total Rebounds	6 vs. DEN 3/7/20	10 @ IND 2/27/15	6 @ ATL 5/22/15
Assists	14 vs. DEN 3/7/20	14 vs. DEN 3/7/20	9 2 Times
Steals	1 20 Times	4 @ SAS 11/23/13	3 2 Times
Blocks	1 2 Times	2 2 Times	1 @ TOR 5/23/16
Minutes Played	45 vs. SAS 3/8/20	45 vs. SAS 3/8/20	45 vs. ATL 5/24/15



Daymean Dotson

21

HEIGHT 6-5
WEIGHT 205
DOB 05/06/94
YEAR 4TH

POSITION GUARD
FROM HOUSTON '17 / USA



DRAFTED: Selected in the second round (44th overall pick) of the 2017 NBA Draft by the New York Knicks.

HOW ACQUIRED: Signed a multi-year contract with the Cleveland Cavaliers on Nov. 25, 2020.

2019-20: Played in 48 games for the New York Knicks...averaged 6.7 points and 1.9 rebounds in 17.4 minutes...also shot .362 from the field, which was second-highest on the team...reached double figure scoring on 13 occasions, including a season-high 21 points (7-10 FG, 4-7 3FG) against Toronto on Jan. 24...had 17 outings with at least two three-pointers made...knocked down a season-best five triples twice (Dec. 23 vs. WAS and Jan. 22 vs. LAL).

PROFESSIONAL CAREER: Has appeared in 165 career regular season games (42 starts) over three seasons with New York...owns career averages of 7.8 points, 2.6 rebounds and 1.4 assists in 20.1 minutes per game...also shooting .419 from the field, .361 from three and .721 from the foul line...had three career double-doubles.

2018-19: Played in 73 games (40 starts) for the Knicks...averaged a career-best 10.7 points and 3.6 rebounds in 27.5 minutes...went .368 from long distance and led the team with 126 made three-pointers...knocked down a career-high eight three-pointers en route to a season-high 27 points versus San Antonio on Feb. 24...handed out a season-best six assists three times...recorded a double-double, 20 points and a season-high 10 rebounds at Miami on Oct. 24...led Knicks in scoring seven times...had nine 20+ scoring games (had just one as a rookie)...had 10 games with at least four three-pointers...recorded first two career four-point plays (Jan 11, 2019 vs. Indiana; Feb 22, 2019 vs. Minnesota)...played in 100th career NBA game on March 6 at Phoenix...missed just three games due to injury (Dec 14-17, sore right shoulder)...DNP (CD) six times...as a starter, averaged 12.2 points and 4.0 rebounds...played major role in stunning comeback win over Lakers, March 17, with 25 points (10-20 FGA) and six rebounds.

2017-18: Appeared in 44 games (two starts) as a rookie for New York...averaged 4.1 points and 1.9 rebounds in 10.8 minutes...had one 20+ scoring game (30 pts vs. MIA, April 6, 2018) and two double-doubles...made his two starts in back-to-back games (Dec 3-4, 2017 vs. ORL and IND)...on April 6, 2018, poured in a game-and-career-high 30 points (12-21 FG, 4-10 3FG) with career-high 11 rebounds in season-high 36 bench minutes in win over Miami; became first Knicks rookie since at least 1970-71 to record a 30-10 game off the bench...missed two games in March (sprained right midfoot)...also played in 13 games (all starts) for the NBA G League's Westchester Knicks, averaging 18.2 points and 6.0 rebounds over 35.3 minutes...had 27 points against Long Island on Jan. 17.

COLLEGE CAREER: Played first two collegiate seasons at Oregon, then played final two seasons at Houston...over 134 games (133 starts) in college, averaged 12.9 points and 5.0 rebounds over 29.1 minutes...shot a career .464 from the field with .380 (243-639) from long range...averaged double figures in scoring in three of his four seasons with a career-high 17.4 points and 6.9 rebounds in 32 games (all starts) as a senior with Houston in **2016-17**...named All-AAC First Team...had a career-high 32 points at Tulane, Feb 8, 2017...shot .443 (108-244) from three-point range during his senior season...as a junior in **2015-16**, averaged 13.9 points and 6.8 rebounds in 32 games (all starts) at Houston...shot a career-high .506 from the field...missed the **2014-15** season due to transfer...as a sophomore at Oregon in **2013-14**, started all 33 games with averages of 9.4 points and 3.2 rebounds in 23.8 minutes per contest...named to Pac-12 All-Freshman Team at Oregon in **2012-13**...played in 37 games (36 starts) as a freshman and averaged 11.4 points and 3.5 rebounds in 27.9 minutes.

PERSONAL: Full name is Damyean Da'Ketha Dotson...first name pronounced DAME-ee-on...MVP of 2017 Portsmouth Invitational Tournament (14.7 ppg)...attended classes at Houston Community College during redshirt season of 2014-15...majored in sociology at Houston...named 2012 Greater Houston High School Player of the Year by the Houston Chronicle...first job was with UPS, boxing and loading trucks at age 21.

DAMYEAN DOTSON																												
NBA REGULAR SEASON																												
TEAM	YEAR	GP	GS	MIN	MPG	TOTAL			3-POINT			FREE THROWS			REBOUNDS			AST	APG	PF	DQ	STL	SPG	BLK	BPG	PTS	PPG	
						FGM	FGA	PCT	GM	GA	PCT	FTM	FTA	PCT	OFF	DEF	TOT											RPG
NYK	17-18	44	2	474	10.8	72	161	.447	22	68	.324	16	23	.696	9	75	84	1.9	31	0.7	34	0	12	0.3	2	0.1	182	4.1
NYK	18-19	73	40	2004	27.5	290	698	.415	126	342	.368	73	98	.745	34	228	262	3.6	135	1.8	135	0	58	0.8	10	0.1	779	10.7
NYK	19-20	48	0	836	17.4	120	290	.414	59	163	.362	22	33	.667	10	81	91	1.9	57	1.2	44	0	23	0.5	4	0.1	321	6.7
TOTAL		165	42	3314	20.1	482	1149	.419	207	573	.361	111	154	.721	53	384	437	2.6	223	1.4	213	0	93	0.6	16	0.1	1282	7.8
NBA G LEAGUE REGULAR SEASON																												
TEAM	YEAR	GP	GS	MIN	MPG	TOTAL			3-POINT			FREE THROWS			REBOUNDS			AST	APG	PF	DQ	STL	SPG	BLK	BPG	PTS	PPG	
						FGM	FGA	PCT	GM	GA	PCT	FTM	FTA	PCT	OFF	DEF	TOT											RPG
WES	17-18	13	13	461	35.5	92	198	.465	30	78	.385	23	30	.767	8	73	78	6.0	33	2.5	24	0	13	1.0	1	0.1	237	18.2
TOTAL		13	13	461	35.5	92	198	.465	30	78	.385	23	30	.767	8	73	78	6.0	33	2.5	24	0	13	1.0	1	0.1	237	18.2
COLLEGE CAREER																												
TEAM	YEAR	GP	GS	MIN	MPG	TOTAL			3-POINT			FREE THROWS			REBOUNDS			AST	APG	PF	DQ	STL	SPG	BLK	BPG	PTS	PPG	
						FGM	FGA	PCT	GM	GA	PCT	FTM	FTA	PCT	OFF	DEF	TOT											RPG
ORE	12-13	37	36	1031	27.9	163	371	.439	47	143	.329	47	65	.723	32	98	130	3.5	33	0.9	42	0	34	0.9	5	0.1	420	11.4
ORE	13-14	33	33	786	23.8	116	255	.458	26	83	.313	53	66	.803	23	83	106	3.2	40	1.2	58	0	16	0.5	5	0.2	314	9.5
HOU	15-16	32	32	991	31.0	164	324	.506	62	169	.367	55	66	.833	62	155	217	6.8	40	1.3	61	0	22	0.7	6	0.2	445	13.9
HOU	16-17	32	32	1098	34.3	202	430	.470	108	244	.443	44	53	.830	49	173	222	6.9	36	1.1	53	0	29	0.9	5	0.2	556	17.4
TOTAL		134	133	3906	29.1	645	1390	.464	243	639	.380	199	250	.796	166	509	675	5.0	149	1.1	214	0	101	0.8	21	0.2	1730	19.7

DOTSON HIGHS	2019-20 SEASON HIGHS	CAREER HIGHS	PLAYOFF HIGHS
Points	21 vs. TOR 1/24/20	30 vs. MIA 4/6/18	-
Field Goals Made	7 2 Times	12 vs. MIA 4/6/18	-
Field Goals Attempted	14 vs. LAL 1/22/20	21 vs. MIA 4/6/18	-
Three Point Field Goals Made	5 2 Times	8 vs. SAS 2/24/19	-
Three Point FG Attempted	11 vs. LAL 1/22/20	13 vs. SAS 2/24/19	-
Free Throws Made	4 @ MIA 12/20/19	4 3 Times	-
Free Throws Attempted	5 2 Times	5 4 Times	-
Offensive Rebounds	2 2 Times	5 vs. WAS 12/3/18	-
Defensive Rebounds	5 3 Times	10 2 Times	-
Total Rebounds	5 3 Times	11 vs. MIA 4/6/18	-
Assists	5 @ MIA 12/20/19	6 3 Times	-
Steals	3 vs. DAL 11/14/19	4 @ LAL 1/4/19	-
Blocks	1 4 Times	1 16 Times	-
Minutes Played	32 vs. BOS 12/1/19	44 vs. LAC 3/24/19	-



Andre Drummond

3

HEIGHT 6-11
WEIGHT 279
DOB 08/10/93
YEAR 9TH

POSITION CENTER
FROM CONNECTICUT '12 / USA



DRAFTED: Selected by the Detroit Pistons with the ninth overall pick in the 2012 NBA Draft.

HOW ACQUIRED: Acquired from the Detroit Pistons in exchange for guard Brandon Knight, forward/center John Henson and the less favorable of Cleveland and Golden State's 2023 second-round draft picks on February 6, 2020.

2019-20: Played in 57 games (56 starts) for Detroit and Cleveland, averaging a career-high 17.7 points (.533 FG%), 15.2 rebounds, 2.7 assists, a career-high 1.91 steals and 1.63 blocks in 33.0 minutes per contest...won his 4th NBA rebounding title (15.2 RPG) and became the first player to average at least 15.0 points and 15.0 rebounds in 4 straight seasons since Dave Cowens (4 in a row from 1970-1974)...also led the NBA in offensive rebounds per game (4.4) while ranking 2nd in defensive rebounds per game (10.8), 3rd in steals per game, 4th in double-doubles (47) and 8th in blocks per game at the time of the NBA's stoppage on March 11...was the only player to rank in the Top 10 in both steals per game and blocks per game...had 31 games with 2+ steals and 19 games with 3+ steals; totaled 11 steals in two games (6 sts vs BOS, 12/20 and 5 sts vs CHI, 12/21)...had at least three steals in four straight games (11/31-12/1), tying the longest such streak of his career...grabbed at least 10 rebounds 50 times...had 15+ rebounds 30 times and 20+ rebounds 12 times, both tops in the NBA...recorded 21 games of at least 20 points and 10 rebounds...led the NBA in 20-20 games with 9 such outings...had the only 30-20 game of the NBA season with a season-best 32 points (12-18 FG), 23 rebounds, three steals and four blocks in 41 minutes at Indiana on Oct. 23...season high in rebounds was 24 twice (Nov. 1 at CHI, Nov. 4 at WAS)...recorded three straight 20-20 games from Oct. 30-Nov. 2, just the 4th NBA player since 1985 to accomplish that feat (DeMarcus Cousins, Kevin Love, Kevin Willis)...had

23 games with 15+ points and 15+ boards, including a career-high five straight games from Oct. 28-Nov. 4...recorded his 8,000th career point vs. San Antonio on Dec. 1...reached 7,500 career rebounds at Toronto (Oct. 30), becoming the fastest to 7,500 rebounds (547 games) since Moses Malone (500 games)...tallied his 400th double-double vs. Denver on Feb. 2, becoming the second-youngest player (26 years, 176 days) in NBA history to reach that milestone...had 27 points, 13 rebounds, four assists and four steals against Indiana on Feb. 29, his highest scoring game as a Cavalier; became just the 3rd player in franchise history to record 27 points, 13+ rebounds, 4+ assists and 4+ steals in a game, joining LeBron James (once in '04-05 & '07-08) and Shawn Kemp (once in '97-98)...was a DND three times with Cleveland...missed two games from Dec. 14-16 due to left eye inflammation, two games from Jan. 22-24 due to a lip laceration and five games due to a left calf strain from Feb. 26-28 and March 2-7...was placed on the Inactive List six times.

PROFESSIONAL CAREER: Has appeared in 599 games (548 starts) over his eight NBA seasons with Detroit and Cleveland, owning career averages of 14.5 points on .542 shooting from the field, 13.8 rebounds, 1.39 steals and 1.57 blocks in 31.0 minutes per contest...has led the NBA in rebounds per game four times (2016, 2018, 2019, 2020)...averaged at least 15.0 points and 15.0 rebounds in four straight seasons from 2016-2020, the first player to do so since Dave Cowens (4 in a row from 1970-1974)...is the all-time leader in NBA history in seasons with at least 1,000 points, 1,000 rebounds, 100 steals and 100 blocks (four times, 2013-14, 2015-16, 2017-18, 2018-19)...has recorded 81 career 20-rebound games (most by any player since he entered the league in 2012-13), 473 career 10-rebound games, 26 career 10 offensive rebound games, 41 career 20-point/20-rebound games, three career 25-point/25-rebound games and three career 30-point/20-rebound games.

2018-19: Appeared in 79 games (all starts), averaging a career-high 17.5 points (.533 FG), a NBA leading 15.6 rebounds, 1.4 assists, 1.8 blocks and 1.7 steals in 33.5 minutes per game...Among NBA league leaders, ranked first in rebounds per game (15.6), eighth in blocks per game (1.8), eighth in steals per game (1.7), first in double-doubles with and NBA high and a single-season franchise-high record of 69, first in total rebounds (1,232), first in offensive rebounds per game (5.4), first in total defensive rebounds (423), first in total defensive rebounds (809), 22nd in field goal percentage (.533) and 129th in minutes per game (33.5)...Led the team in scoring 16 times, in rebounding a team-high 73 times and in assists twice...Scored 10-plus points 74 times, 20-plus points 30 times and 30-plus points twice...Recorded 10-plus rebounds 71 times, 15-plus rebounds 49 times and 20-plus rebounds a league-best 17 times...Named Eastern Conference Player of the week twice (3/11 and 4/1)...Scored a season-high 32 points vs. Washington (2/11)...Grabbed a season-high 24 rebounds twice (vs. Miami (11/5) and at Chicago (3/8))...Dished out a season-high five assists twice [at Cleveland (3/8) and at Indiana (4/1)]...Recorded season-high six blocks vs. Orlando (3/28) and swiped season-high five steals twice (vs. Phoenix (11/25) and at Atlanta (2/22))...Played a season-high 44 minutes twice (vs. Miami (11/5) and vs. Houston (11/23))...Became the first Piston to lead the NBA in rebounding in three different seasons and the first to record 1,200-plus rebounds in a season twice...Led the NBA with 12 games with 20-plus points and 20-plus rebounds...His 49 games with 15-plus rebounds were third-most in franchise history in a single season...Recorded his NBA all-time record fourth season with 1,000-plus points, 1,000-plus rebounds, 100-plus blocks and 100-plus steals...Became the eighth player in NBA history to record six consecutive seasons with 1,000-plus points and 1,000-plus rebounds...Recorded 100-plus steals for a fourth consecutive season and for the fifth time in his career and joined Ben Wallace (2000-06) as the only Pistons centers to record four or more consecutive seasons with 100-plus steals...Moved into fourth place on the Pistons' all-time blocks list with 845...Recorded a career-high 19 consecutive double-doubles from 1/25-3/11 to tie the franchise's longest streak held by Bob Lanier...Became the first player since Moses Malone from (1977-79) to average at least 15.0 points and 15.0 rebounds in consecutive seasons...Moved past Bill Laimbeer to become the franchise's all-time leader in offensive rebounds with 2,608 at season's end...Moved into third place on the Pistons' all-time rebound list with 7,424...Was one of only two players (Anthony Davis) to average 1.5-plus blocks and 1.5-plus steals this season...Became the only Piston to ever post a stat line of at least 32 points, 17 rebounds and four steals vs. Washington (2/11)...Posted 26 points, 21 rebounds and five steals at Atlanta (2/22), becoming the first player to post such numbers in a game since 1990-91 (H. Olajuwon)...Recorded 47 halves with 10-plus rebounds and grabbed 10-plus offensive rebounds six times this season...Shot better than 50% from the field for his seventh consecutive season...Recorded 20 games with three-plus blocks and 25 with three-plus steals...Played in his 500th career game at Utah (1/5) and played in 75-plus games for a sixth consecutive season...Averaged 21.2 points in February — his best offensive month of the season, and 17.2 rebounds in April...Missed three games with a nasal contusion while in the NBA Concussion Protocol.

2017-18: Appeared in 78 games (all starts) averaging 15.0 points, a career-high and NBA-best 16.0 rebounds, career-high 3.0 assists, 1.5 steals, 1.6 blocks and 1.7 rebounds in 33.7 minutes per game...Among NBA league leaders, ranked first in rebounds (16.0 rpg), 118th in field goal percentage (.529), sixth in blocks (1.6 bpg), 120th in steals (1.5 spg) and 125th in minutes (33.7 mpg)...Also led the NBA in total rebounds (1,247), defensive rebounds (848) and offensive rebounds (399)...Scored 10-plus points 61 times, 20-plus points 18 times and 30-plus points once...Grabbed 10-plus rebounds 73 times, 15-plus rebounds 53 times and 20-plus rebounds 17 times...Recorded 62 double-doubles — second-most in the NBA and had seven games with 20-plus points and 20-plus rebounds — most in the NBA...Led the team in scoring 14 times, in rebounds 77 times and in assists 15 times...Scored a season-high 30 points vs. Utah (1/24)...Grabbed season-high 27 rebounds vs. Brooklyn (2/7) and dished out a career-high eight assists twice [at Atlanta (12/14) and vs. Washington (1/19)]...Blocked season-high six shots vs. Utah (1/24) and recorded season-high five steals twice [at Golden State (10/29) and at Philadelphia (12/21)]...Connected on a career-high 14 free throws vs. Milwaukee (11/3)...Named Eastern Conference Player of the Week for February 5, 2018...Recorded his 6,000th career point vs. Milwaukee (2/28), his 6,000th career rebound at Portland (3/18), his 700th career block vs. L.A. Lakers (3/26) and his 500th career assist vs. Washington (3/29)...His 1,247 rebounds were the second most in a season in Pistons history (Dennis Rodman (1,530 in 1991-92))...His 16.0 rebounds per game were the most in the NBA since Rodman averaged 16.1 rebounds for the Chicago Bulls in 1996-97 and the third-highest rebounding average in franchise history (Rodman (18.7 in 1991-92 and 18.3 in 1992-93))...Became the first Piston to record five consecutive seasons with 1,000-plus points and 1,000-plus rebounds...Became only the fourth player in NBA history to record at least three seasons with 1,000-plus points, 1,000-plus rebounds, 100-plus blocks and 100-plus steals (Kareem Abdul-Jabbar, Hakeem Olajuwon and Kevin Garnett)...Joined Ben Wallace as the only other Piston center to record three or more consecutive seasons with 100-plus steals...Became the first player since Kevin Garnett in 2004-05 to record 1,000-plus points, 1,000-plus rebounds, 200-plus assists, 100-plus blocks and 100-plus steals and joined Bob Lanier (1973-74) as the only other Piston to record such numbers in a season...At 24 years, 202 days, became the second youngest Piston to score 6,000 career points [Isiah Thomas (23 years, 292 days)]...Became the first Piston to record 1,000 rebounds in five consecutive seasons and joined Dwight Howard as the only two players in NBA history to reach this milestone before the age of 25...Recorded 40-plus double-doubles for the fifth consecutive season, joining Bill Laimbeer (five seasons) and Bob Lanier (seven seasons) as the only Pistons to record five or more seasons with

40-plus double-doubles...Moved into fifth place on the franchise's all-time rebounding list with 6,192 rebounds and became only the sixth Piston to record 700 career blocks...Recorded 18 consecutive double-doubles from 1/24/18-3/3/18, marking the second most consecutive double-doubles in Pistons history (Bob Lanier — 19 in 1974-75)...Led the NBA with 31 games recording 15-plus points and 15-plus rebounds...According to Elias Sports Bureau, his 30 points, 24 rebounds, four assists, six blocks and three steals vs. Utah (1/24) marked the first time such a stat line was posted since the NBA started recording blocks and steals in 1973-74...It also marked the first time a player recorded 30 points, 24 rebounds and six blocks while playing less than 40 minutes...He also became the first Piston since Bob Lanier in 1974 to record 30 points and 24 rebounds in a game...Made his second NBA All-Star appearance in Los Angeles and recorded 14 points (7-7 FG), three rebounds and one block to help Team LeBron to a 148-145 win...Shot better than 50% from the field for the sixth consecutive season and shot a career-best 61% from the free-throw line...Averaged 16.5 points (58% FG) and 15.7 rebounds in January — his best offensive month of the season...Played in 75-plus games for his fifth consecutive season...Missed two games with a right thumb contusion and two games with a sore Achilles

2016-17: Appeared in 81 games (team-high 81 starts) with the Pistons, averaging 13.6 points, team-high 13.8 rebounds, career-high 1.1 assists, 1.1 blocks, career-high-tying 1.5 steals and 29.7 minutes per game. ... Among NBA league leaders, ranked second in rebounding (13.8 rpg), 16th in field goal percentage (.530), 28th in blocks (1.1 bpg), 117th in steals (1.5 spg), first in total rebounds (1,116), first in total offensive rebounds (345), first in offensive rebounds per game (4.3 org), third in total defensive rebounds (770) and 13rd in defensive rebounds (9.5 dpg), 18th in double-doubles and first in defensive rating (99.0). ... Led the team in scoring seven times and in rebounding a team-high 65 times. ... Scored 10-plus points 59 times and 20-plus points 14 times. ... Grabbed 10-plus rebounds 66 times, 15-plus rebounds 37 times and 20-plus rebounds seven times. ... Recorded a team-high 49 double-doubles. ... Led all centers in total steals (124) and steals per game (1.5 spg). ... Scored a season-high 28 points twice (at Portland (1/7) and at Boston (1/30)). ... Grabbed a season-high 23 rebounds vs. Milwaukee (10/23) and dished out career-high-tying four assists four times. ... Recorded a career-high seven blocks at Sacramento (1/10) and swiped a career-high-tying six steals vs. Philadelphia (12/11). ... Played in a season-high 52 minutes at Portland (1/8). ... Recorded four games with 20-plus points and 20-plus rebounds – second most in the NBA this season. ... Recorded 1,000-plus points and 1,000-plus rebounds for the fourth consecutive season. ... Shot better than 50% from the field for the fifth consecutive season. ... Shot 50% or better from the field in 58 games. ... Finished the season ranked seventh in franchise history in total rebounds (4,946) and seventh in total blocks (580). ... Has now collected the third-most offensive rebounds (1,786) among players in the first five years of NBA service since 1973-74. ... Among active players, his 16 games with 10-plus offensive rebounds rank first. ... Recorded his 5,000th career point vs. Toronto (3/17) and became the second youngest player in NBA history to record 5,000 points and 4,000 rebounds at 23 years, 219 days (Dwight Howard – 22 years, 129 days). ... Became the second youngest Piston to record 5,000 points (Isiah Thomas – 23 years, 191 days). ... Swiped his 400th career steal vs. Milwaukee (2/28). ... Grabbed his 4,000th career rebound vs. Boston (11/19). ... Recorded his 500th career block vs. Denver (11/5). ... Played in 80-plus games for the fourth consecutive season. ... Missed one game with a right ankle sprain.

2015-16: Appeared in 81 games (all starts) for Detroit. ... averaged career-high 16.2 points (.521 FG), career-high and NBA-leading 14.8 rebounds, 0.8 assists, 1.5 steals and 1.4 blocks in career-high 32.9 minutes per game. ... Among NBA leaders, ranked first in rebounding (14.8 rpg), first in total rebounds (1,198), first in offensive rebounding (4.9 org), first in total offensive rebounds (395), first in double-doubles (career-high 66), 112th in field goal percentage (.521 FG), 23rd in blocks per game (1.4 bpg) and 126th in steals per game (1.5 spg). ... Led the team in scoring 16 times and in rebounding a team-high 74 times. ... Scored 10-plus points 71 times, 20-plus points 21 times and 30-plus times twice. ... Recorded 10-plus rebounds 71 times, 15-plus rebounds 43 times and 20-plus rebounds nine times. ... His 43 games with 15-plus rebounds were the most by a Piston since Dennis Rodman (44) in 1998. ... Scored a season-high 33 points (14/25 FG) at Chicago (12/18). ... His 33 points and 21 rebounds at Chicago (12/18) marked his first career 30/20 game and the first by a Piston since Dennis Rodman recorded 34 points and 21 rebounds vs. Denver (12/9/91). ... Grabbed a career-high 29 rebounds vs. Indiana (11/3) and dished out career-high-tying four assists at Chicago (4/2). ... Blocked season-high five shots twice [vs. Miami (11/25) and vs. Denver (2/10)]. ... Recorded season-high four steals twice (at New Orleans (1/21) and at Milwaukee (2/27)). ... Shot 50% or better from the field in 48 games and better than 60% 25 times. ... His 66 double-doubles marked the second most in Pistons history (Bob Lanier, 69 in 1972-73) and joined Isiah Thomas (1984-85) as the only Pistons to lead the NBA in double-doubles. ... Became the first Piston to lead the NBA in rebounding and double-doubles in the same season. ... Had two streaks of 12-plus consecutive double-doubles (13 (1/30 – 3/2) and 12 (10/27-11/20)). ... Recorded the third-most rebounds by a Piston in a single-season (1,198) and his 395 offensive rebounds marked the fourth most in franchise history. ... Became the first Piston to record three consecutive seasons with 1,000-plus points, 1,000-plus rebounds and 100-plus blocks and the only second Piston (Bob Lanier) to post such numbers in a season. ... Moved into ninth on the franchise's all-time rebounding leaders (3,830) and seventh on the all-time blocks list (491). ... Became only the third Piston to ever lead the NBA in rebounding (Dennis Rodman and Ben Wallace). ... Joined Walter Dukes, Bob Lanier and Ben Wallace as the only Pistons to average 13-plus rebounds in three consecutive seasons. ... Recorded an NBA and career-high five games with 20-plus points and 20-plus rebounds. ... Led the NBA with nine 20-plus rebound games and with 30 games with 15-plus points and 15-plus rebounds. ... Recorded two games with 25-plus points and 25-plus rebounds [vs. Indiana (11/3) and at Portland (11/8)]. ... Finished the 2015 calendar year with 1,335 points, 1,238 rebounds and 144 blocks joining NBA Hall-of-Famers Kareem Abdul-Jabbar (1975) and Moses Malone (1977) as the only players to post such numbers in a calendar year. ... Collected 256 rebounds in November and joined Ben Wallace and Dennis Rodman as the only Pistons to have 200-plus rebounds in a calendar month since 1993. ... Recorded 376 rebounds in his first 20 games of the season becoming the youngest player (22 years, 116 days) in NBA history to record that many rebounds in the first 20 games of a season. ... Became the first Piston to record double-doubles in his first 12 games of the season since Dave DeBusschere's 13 in 1966-67. ... Averaged 18-plus points and 18-plus rebounds in the first 10 games of the season – first player to do so since Abdul-Jabbar in 1975-76. ... Became the first player in the NBA, since Abdul-Jabbar in 1975-76, to record 150-plus points and 150-plus rebounds in the first eight games of a season. ... Became the first player since Abdul-Jabbar and Wilt Chamberlain to record three 20/20 games in the first six games of the season. ... His 93 points and 95 rebounds in the first five games of the season were the most by a player in the NBA since Moses Malone (127 points and 91 rebounds in 1983-84). ... His 122 rebounds in his first six games of the season were the most by a Piston since Rodman's 120 in 1994. ... Averaged 18.3 points and 17.1 rebounds while shooting 56% from the field in November – his best offensive month of the season. ... Named to his first NBA all-star team – first Piston since Alvin Ivenson in 2009 and first Piston draft pick since Grant Hill (2000) to be named an all-star. ... Recorded 16 points (8-11 FG), 13 rebounds and two steals in 18 minutes for the Eastern Conference. ... Played in 80-plus games for the third consecutive season.

2014-15: Appeared in career-high 82 games (all starts) with Detroit. ... averaged a career-high 13.8 points (.514 FG), career-high 13.5 rebounds, 0.7 assists, career-high 1.9 blocks and 0.9 steals in 30.5 minutes per game. ... Scored 10-plus points 63 times, 20-plus points 14 times and 30-plus points once. ... Led the team in scoring 13 times and in rebounding a team-high 59 times. ... Grabbed 10-plus rebounds 60 times, 15-plus rebounds 34 times and 20-plus rebounds 11 times. ... Recorded a team-high 48 double-doubles and two 20-point/20-rebound games. ... Among NBA league leaders, ranked second in rebounds per game (13.5), ninth in blocks per game (1.87), 11th in field goal percentage (.514), first in offensive rebounds (5.3 org) and second in double-doubles (48). ... Was one of only 14 players to average a double-double for the season and paired with Greg Monroe as the only teammates to average a double-double. ... Also paired with Monroe as the top rebounding duo in the NBA with a combined 23.7 rebounds per game. ... His 60 games with 10-plus rebounds were second-most in the NBA (DeAndre Jordan). ... Was one of only 11 players to start all 82 games and paired with Kentavious Caldwell-Pope as to the only teammates to start all 82 games. ... Led the NBA in offensive rebounds for the second consecutive season (5.3 org). ... Was the only player in the NBA to record 1,000-plus points, 1,000-plus rebounds and 100-plus blocks and became the only Piston to record such numbers in back-to-back seasons. ... Was one of only two players (DeAndre Jordan) to record 1,000-plus rebounds and was the only player to record 400-plus offensive rebounds. ... Scored a career-high 32 points (career-high 14 field goals) at Miami (3/29). ... Grabbed season-high 25 rebounds at Golden State (3/11) including a career-high 15 offensive rebounds – an NBA season-high. ... Dished out career-high four assists twice (at New York (1/2) and vs. Charlotte (4/12)). ... Swiped season-high four steals three times (at Boston (12/3), vs. Dallas (12/17) and vs. Orlando (1/21)). ... Recorded a career-high-tying six blocks three times [vs. Cleveland (1/27), at New Orleans (3/4) and at Chicago (4/3)]. ... Shot 50% or better from the field in 46 games and recorded 46 games with two-plus blocks. ... Scored his 2,000th career point at San Antonio (1/6), recorded his 2,000th career rebound and 200th career steal vs. Atlanta (1/9). ... Became the youngest player in franchise history to reach 2,000 career rebounds (21 years, 152 days). ... Recorded his 300th career block vs. Orlando (1/22) and played in his 200th career game at Washington (2/28). ... Became the first player since Moses Malone in 1979 to record back-to-back seasons with 1,000-plus rebounds and 400-plus offensive rebounds. ... Recorded 100-plus offensive and 100-plus defensive rebounds in March, marking the second time he's reached such numbers in a calendar month and became the first player in the NBA to do so in the last 17 seasons. ... Moved into 10th place on the Pistons' all-time blocks leaders list with 379. ... His 437 offensive rebounds were third most in franchise history. ... His 18 career games with 20-plus rebounds marked the most in NBA history by a player 21 or younger. ... Had his best month of the season in March when he averaged 16.1 points (.515 FG), 14.9 rebounds and 2.1 blocks in 15 games.

2013-14: Appeared in career-high 81 games (all starts) for the Pistons, averaging a career-high 13.5 points (career-high .623 FG), career-high 13.2 rebounds, 0.4 assists, career-high-tying 1.6 blocks and 1.3 steals in a career-high 32.3 minutes per game. ... Led the team in scoring 11 times and in rebounding a team-best 60 times. ... Scored 10-plus points 64 times, 20-plus points nine times and 30-plus points once. ... Grabbed 10-plus rebounds 62 times, 15-plus rebounds 29 times and 20-plus rebounds seven times. ... Recorded a team and career-high 57 double-doubles which ranked second in the NBA (Kevin Love (65)). ... Shot 50% or better from the field in 70-of-81 games. ... Among NBA league leaders, ranked second in rebounds (13.2 rpg), second in field-goal percentage (.623), 10th in blocks (1.6 bpg), 38th in steals (1.3 spg) and first in offensive rebounds (5.4 org). ... Scored a career-high 31 points vs. Philadelphia (12/1), grabbed career-high 26 rebounds twice [vs. New York (3/3) and at Chicago (4/11)]. ... Tied career-high two assists seven times (most recently vs. Toronto (4/13)). ... Recorded a career-high six steals vs. Philadelphia (12/1) and blocked a career-high six shots at Philadelphia (1/10). ... Played in a career-high 48 minutes at Memphis (11/1). ... Scored his 1,000th career point at Milwaukee (1/22) and recorded his 1,000th career rebound vs. New Orleans (1/24). ... Became the youngest player in NBA history to record 1,000-plus points (1,095), 1,000-plus rebounds (1,071), 100-plus blocks (131) and 100-plus steals (101) while shooting better than 60% from the field (.623). ... Set a franchise record for field-goal percentage (.623), becoming the first Piston to shoot better than 60% for a season. ... His 13.2 rebounds per game were the highest average in NBA history by a player 20 years or younger. ... His 57 double-doubles were the second-most by a Piston since 1984-85 when Isiah Thomas recorded 65. ... His 440 offensive rebounds were second-most in franchise history [Dennis Rodman (523 in 91-92)] and the most in the NBA since 1997-98. ... Recorded a career-high nine consecutive double-doubles from 3/31–4/16 which marked the most consecutive by a Piston since Grant Hill's 10 from 3/1/96–3/17/96. ... Posted three consecutive games of 15-plus points and 17-plus rebounds from 4/4–4/8 becoming the first Piston to post such numbers as Rodman recorded 15-plus points and 17-plus rebounds from 12/10/91–12/13/91. ... Recorded six-plus offensive rebounds in eight consecutive games from 2/1–2/18 tying the longest streak in the NBA (eight by Rodman (2/25/92–3/10/92)) since the 1986-87 season. ... Grabbed 18-plus rebounds in three consecutive games (12/1-12/4) and joined Shaquille O'Neal as the only players in NBA history to record 18-plus rebounds in three consecutive games at the age of 20 or younger. ... Drummond (17) and Greg Monroe (17) at Milwaukee (12/4), became the first Pistons teammates to both have 15-plus rebounds in a game since Ben Wallace (15) and Rasheed Wallace (15) vs. L.A. Lakers (2/10/05). ... Also became the first Pistons teammates to each record 17-plus rebounds in the same game since Bill Laimbeer (20) and Dennis Rodman (17) vs. Denver (2/13/90). ... Recorded career-high 31 points, 19 rebounds, career-high six steals and two blocks vs. Philadelphia (12/1) to become the first player to post such numbers in a game since Hakeem

Olaojunwa in 1990... At 20 years, 113 days, became the youngest player in NBA history to record those numbers and joined Charles Barkley as the only players in NBA history to have 30-plus points on 80-plus percent shooting, 18-plus rebounds and five-plus steals in a game since steals were recorded in 1973-74... Became the first Piston to record 30-plus points and 19-plus rebounds since Dennis Rodman scored 34 points and grabbed 23 rebounds vs. Denver (1/2/91)... Averaged 18.4 points, 17.4 rebounds, 1.1 blocks and 1.4 steals in April – his best offensive month of the season... Averaged 15.3 points, 14.2 rebounds and shot 68% from the field in Pistons wins compared to 12.5 points, 12.7 rebounds and 59% in losses... Had 16 games with three-plus blocks and 33 games with two-plus steals... Missed one game with a neck injury.

2012-13: Appeared in 60 games (10 starts) for Detroit... averaged 7.9 points, 7.8 rebounds, 0.5 assists, team-high 1.6 blocks, 1.0 steals and 20.7 minutes... Led the team in scoring four times and in rebounds 22 times... Scored 10-plus points 17 times and 20-plus twice... Grabbed 10-plus rebounds 20 times and 15-plus once... Recorded nine double-doubles – second most on team... Among NBA rookies, ranked 12th in points per game (7.9), second in rebounds per game (7.6), third in steals (1.0), second in blocks (1.6), first in field goal percentage among rookies who played 25-plus games (61%) and third in efficiency (13.8)... Scored a career-high 29 points at Cleveland (4/10) and grabbed career-high 18 rebounds vs. Milwaukee (1/29)... Blocked career-high five shots vs. Washington (12/21) and recorded career-high three steals twice [at Miami (1/25) and at Brooklyn (4/17)]... Finished the season with 95 blocks and 59 steals, making him one of only five centers in the NBA to record 90-plus blocks and 55-plus steals (Dwight Howard, Joakim Noah, Marc Gasol, Chris Bosh)... His nine double-doubles were second-most by a rookie (Anthony Davis – 20) and his 95 blocks were the third most by a Pistons rookie since 1980 (John Salley (125) and Theo Ratliff (116))... Recorded 17.7 rebounds per 48 minutes which ranked as the third most by a rookie in the NBA since 1985-86 (minimum 300 minutes) behind Ray Tharp (18.2 in 1986-87) and Charles Oakley (18.0 in 1985-86)... Shot 10-11 (90.9%) from the field for a career-high 29 points at Cleveland (4/10) to mark the second-most points by a Pistons rookie since 1985-86 while shooting 80% or better from the field... Recorded 18 points and career-high 18 rebounds vs. Milwaukee (1/29), becoming the first Pistons rookie to record 18 points and 18 rebounds since Terry Tyler recorded 24 points and 18 rebounds vs. New Orleans (10/17/78)... He also became the first rookie in NBA history to record 18 points and 18 rebounds off the bench and the first player to record 18 points and 18 rebounds in a reserve role since Kevin Love scored 23 points and grabbed 22 rebounds off the bench vs. Phoenix (3/28/10)... His 11 points, 14 rebounds and career-high five blocks vs. Washington (12/21) marked the best rookie numbers since Dwight Howard's 14 points, 15 rebounds and seven blocks vs. Chicago (4/6/05)... Missed 22 games with a stress fracture to his fifth lumbar vertebra.

NOTABLE: 2016 and 2018 NBA All-Star... named Eastern Conference Player of the Week five times (11/2/2015, 11/9/2015, 2/5/2018, 3/11/2019 and 4/1/2019)... became the first player to win the award in back-to-back weeks... received the NBA Cares Community Assist Award for February 2016 for his work with youths with special needs... participated in the 2015 USA Men's National Team Mini Camp in Las Vegas... was a member of the USA Men's National Team that won gold at the 2014 FIBA Basketball World Cup in Spain... named, along with teammate Blake Griffin, to the 2018-20 USA Men's National Team... Named MVP of the BBVA Rising Stars Challenge at NBA All-Star 2014 after scoring 30 points (12-21 FG, 6-8 FT) and grabbing a Rising Stars record 25 rebounds (14 offensive) to lead Team Hill (Grant Hill) to a win over Team Webber (Chris Webber)... selected among 28 players by USA Basketball to be a part of the 2014-16 USA Men's National Team pool to compete for a spot on the 2014 USA World Championship Team and the 2016 U.S. Olympic Team... selected as a member of Team Shaq of the BBVA Rising Stars Challenge at NBA All-Star 2013 in Houston but unable to play due to injury... named to the 2012-13 NBA All-Rookie Second Team... finished fourth in the 2013 NBA Rookie-of-the-Year balloting... participated in the 2013 USA Basketball Men's National Team minicamp in Las Vegas.

PERSONAL: Full name is Andre Jamal Drummond... favorite sport in school was math and enjoys working with computers... has a passion for music and has released several rap tracks... his childhood sports hero was Michael Jordan and he played football, soccer, baseball and lacrosse while growing up... has been named an ambassador for the Special Olympics and is the Pistons representative for S.A.Y. Detroit... as part of the NBA's "Season of Giving" Campaign, adopted families and took them shopping during Christmas Holidays in 2017... participates in the Pistons Player Ticket Section which purchases tickets for underprivileged groups to attend Pistons home games... wears size 18 sneakers... attended St. Thomas More School in Oakdale, CT and led the Chancellors to the 2011 Prep National Championship... was rated the #1 prospect by Scout.com and #2 in the ESPN Top-100 coming out of high school... was a member of the U.S. 2010 gold-medal winning team which participated in the FIBA Under-17 World Championship.

ANDRE DRUMMOND																													
NBA REGULAR SEASON																													
TEAM	YEAR	GP	GS	MIN	MPG	TOTAL			3-POINT			FREETHROWS			REBOUNDS					AST	APG	PF	DQ	STL	SPG	BLK	BPG	PTS	PPG
						FGM	FGA	PCT	GM	GA	PCT	FTM	FTA	PCT	OFF	DEF	TOT	RPG											
DET	12-13	60	10	1243	20.7	208	342	608	0	2	500	59	159	371	169	288	457	7.6	30	0.5	144	1	59	10	95	1.6	476	7.9	
DET	13-14	81	81	2619	32.3	479	769	623	0	2	000	137	328	418	440	631	1071	13.2	35	0.4	273	3	101	1.2	131	1.6	1095	13.5	
DET	14-15	82	82	2502	30.5	494	961	514	0	2	000	142	365	389	437	667	1104	13.5	55	0.7	285	7	73	0.9	153	1.9	1130	13.8	
DET	15-16	81	81	2666	32.9	552	1060	521	2	6	333	208	586	356	395	803	1198	14.8	67	0.8	245	2	119	1.5	112	1.4	1314	16.2	
DET	16-17	81	81	2409	29.7	483	911	530	2	7	286	137	355	386	345	770	1115	13.8	90	1.1	237	1	124	1.5	89	1.1	1105	13.6	
DET	17-18	78	78	2625	33.7	466	881	529	0	11	000	239	395	605	369	948	1247	16.0	237	3.0	250	3	114	1.5	127	1.6	1171	15.0	
DET	18-19	79	79	2647	33.5	561	1052	533	5	38	132	243	412	590	423	809	1232	15.6	112	1.4	272	4	136	1.7	138	1.7	1313	17.3	
DET-CLE	19-20	57	56	1879	33.0	418	794	533	5	35	143	169	294	575	250	614	864	15.2	152	2.7	201	5	109	1.9	93	1.6	1010	17.7	
TOTAL		599	548	18590	31.0	3061	6760	542	15	103	146	1334	2894	461	2658	5430	8298	13.8	778	1.3	1907	26	835	1.4	938	1.6	9671	14.5	
NBA PLAYOFFS																													
TEAM	YEAR	GP	GS	MIN	MPG	TOTAL			3-POINT			FREETHROWS			REBOUNDS					AST	APG	PF	DQ	STL	SPG	BLK	BPG	PTS	PPG
						FGM	FGA	PCT	GM	GA	PCT	FTM	FTA	PCT	OFF	DEF	TOT	RPG											
DET	15-16	4	4	131	32.8	28	54	519	0	1	000	11	34	324	11	24	36	9.0	0	0.0	8	0	1	0.3	6	1.5	67	16.8	
DET	18-19	4	4	127	31.8	24	54	444	0	1	000	9	21	429	20	32	52	13.0	9	2.3	17	0	6	1.5	5	1.3	57	14.3	
TOTAL		8	8	258	32.3	52	108	461	0	2	000	20	55	364	32	56	88	11.0	9	1.1	25	0	7	0.9	11	1.4	124	15.5	

DRUMMOND HIGHS	2019-20 SEASON HIGHS	CAREER HIGHS	PLAYOFF HIGHS
Points	32 @ IND 10/23/19	33 @ CHI 12/18/15	20 @ CLE 4/20/16
Field Goals Made	14 vs. PHO 2/5/20	14 5 Times	8 3 Times
Field Goals Attempted	22 @ MEM 2/3/20	25 @ CHI 12/18/15	16 vs. MIL 4/22/19
Three Point Field Goals Made	2 2 Times	2 2 Times	-
Three Point FG Attempted	4 vs. MIA 2/24/20	4 vs. MIA 2/24/20	1 2 Times
Free Throws Made	8 2 Times	14 vs. MIL 11/3/17	5 vs. CLE 4/24/16
Free Throws Attempted	12 2 Times	36 at HOU 1/20/16	16 @ CLE 4/20/16
Offensive Rebounds	10 vs. CLE 1/9/20	15 @ GSW 3/11/15	8 vs. MIL 4/20/19
Defensive Rebounds	18 2 Times	21 @ CHI 3/8/19	12 @ MIL 4/17/19
Total Rebounds	24 2 Times	29 vs. IND 11/3/15	16 @ MIL 4/17/19
Assists	8 @ IND 11/8/19	8 3 Times	3 vs. MIL 4/22/19
Steals	6 @ BOS 12/20/19	6 3 Times	4 vs. MIL 4/20/19
Blocks	5 vs. BKN 11/2/19	7 @ SAC 1/10/17	3 vs. MIL 4/20/19
Minutes Played	49 vs. CLE 1/9/20	54 @ CHI 12/18/15	38 @ MIL 4/17/19




Dante Exum

1

HEIGHT 6-5
WEIGHT 214
DOB 07/13/95
YEAR 6TH

POSITION GUARD
FROM AUSTRALIAN INST. OF SPORT '14
/ AUSTRALIA



DRAFTED: Selected by the Utah Jazz with the fifth overall pick in the 2014 NBA Draft.

HOW ACQUIRED: Acquired along with two second round draft picks from the Utah Jazz in exchange for guard Jordan Clarkson on December 24, 2019.

2019-20: Played in 35 games (one start) with Cleveland and Utah...averaged 4.5 points on .471 shooting from the field and 13.9 minutes per contest...also shot .349 from deep and .744 from the charity stripe...appeared in 11 games with the Jazz before being traded to Cleveland on Dec. 24...averaged 5.6 points (.471 FG%, .351 3FG%) and 2.3 rebounds in his 24 appearances (one start) with the Cavaliers...scored in double figures on three occasions...tallied a career-high 28 points on 11-13 (.846) shooting, including a perfect 4-4 (1.000) from beyond the arc, in 24 minutes against Minnesota on Jan. 5; scored 24 of his 28 points in the second half, going a perfect 9-9 from the field (4-4 3FG) over the final two periods; became the first Cavs player to make at least nine field goals without missing a shot in a single half since March 2013 (Marreese Speights, 10-10 FG in 1st half vs. NYK on March 4, 2013)...grabbed a career-high eight rebounds and scored 14 points at Miami on Feb. 22...was a DNP-CD four times (all with Utah)...missed 11 games (10/23-11/12) due to right knee rehab, three games due to illness (1/7-1/11) and eight games due to a left ankle sprain (2/26-3/10)...was placed on the Inactive List 11 times with Cleveland and 12 times with Utah.

PROFESSIONAL CAREER: Has appeared in 239 career games (69 starts) over five seasons with Utah and Cleveland, averaging 5.7 points and 2.1 assists in 18.5 minutes per contest...also shooting .407 from the field, .308 from beyond the arc and .766 from the foul line.

2018-19: Played in 42 games (one start) for the Jazz...averaged 6.9 points, 1.6 rebounds and 2.6 assists in 15.8 minutes per contest...scored in double figures on 11 occasions...led the team in assists on five occasions...posted a season-high 20 points, four rebounds and two assists in 21 minutes against Philadelphia on Dec. 27...logged his first career double-double on Dec. 29 vs. New York with 13 points and a career-high 13 assists in 26 minutes.

2017-18: Appeared in 14 games for Utah...averaged 8.1 points, 1.9 rebounds and 3.1 assists in 16.8 minutes per contest...tallied a season-high 21 points (8-10 FG, 3-4 3FG) to go with three rebounds and three assists vs. Memphis (3/30)...notched 13 points and five assists in 17 minutes at Golden State (3/25)...scored 10 points in his season debut vs. Phoenix (3/15)...missed the first 68 games of the year after undergoing left shoulder surgery.

2016-17: Appeared in 66 games (26 starts) with the Jazz...averaged 6.2 points, 2.0 rebounds and 1.7 assists in 18.6 minutes per contest...recorded 10-plus points 19 times, including one contest of 20-or-more points...led the Jazz in scoring four games and assists 19 times...scored a then career-high 22 points at Oklahoma City (3/11)...recorded 15 points, one rebound and three assists vs. Minnesota (3/1)...tallied 14 points, four rebounds and two assists vs. Chicago (11/17)...participated in his second BBVA Rising Stars Challenge during 2017 All-Star Weekend in New Orleans, recording 11 points and four assists...was a DNP-CD nine times and a DND once (left knee tendinitis)...was placed on the Inactive List (left patellar tendinitis) in six games.

2015-16: Missed the entire regular season due to left ACL surgery and rehab...suffered the left knee injury while competing for the Australian National Team in a game against the Slovenian National Team in Ljubljana, Slovenia on Aug. 4.

2014-15: Appeared in all 82 games (41 starts) for the Jazz as a rookie...averaged 4.8 points, 2.4 assists and 1.6 rebounds in 22.2 minutes per contest...posted 10-or-more points on 13 occasions...led the team in assists 11 times...logged four points, three boards and three assists at the 2015 BBVA Rising Stars Challenge at All-Star Weekend...became only the 10th Jazz rookie to play in all 82 games in first season...scored a then career-high 15 points, adding five assists at Milwaukee (1/22)...had 13 points on 4-of-4 from downtown, grabbing four rebounds at BKN (3/8)...posted 13 points in his first NBA start vs. IND (1/5)...dished out a career-high and team season-high 12 assists vs. Denver (4/2)...had 10 points, five rebounds and one assist vs. Houston (3/12)...recorded 12 points and three assists vs. SAC (4/8).

PLAYOFF CAREER: Has appeared in 17 career postseason games with Utah, averaging 4.9 points in 11.6 minutes per game...during the **2018 Playoffs**, saw action in 10 games, averaging 5.1 points and 1.4 rebounds in 11.4 minutes...in the **2017 Playoffs**, appeared in seven games...averaged 4.6 points and 1.3 assists in 12.0 minutes per contest...logged a career-best 15 points, along with three rebounds, two assists and a steal against Golden State on May 8.

NOTABLE: Participated in the 2017 and 2015 BBVA Rising Stars Challenge during All-Star Weekend

INTERNATIONAL CAREER: Member of the Australian National Team...In **2013-14**, played in two championships for Australia: the U19 World Championships and the U19 Oceania Championships in 2013...in the U19 World Championships, played in nine games, reaching the semifinals and averaging 18.2 points, 3.6 rebounds, 3.8 assists and 1.7 steals per game...scored in double figures in seven games, with five games scoring 20-plus and one game scoring 30-plus...tallied 20 points and three assists vs. China...recorded 33 points with five rebounds and four assists vs. Spain...finished the tournament with 28 points, five rebounds and five assists vs. Lithuania...appeared in two games in the Oceania Championships, averaging 2.0 points and 1.0 rebounds in 5.5 minutes...was the youngest member of the 2014 Australia Men's National Team that participated at the 2014 FIBA World Cup...averaged 2.7 points, 2.0 assists and 1.5 rebounds in 12.5 minutes over six games...competed at the 2013 Nike Hoops Summit for the World Select Team, tallying 16 points on 6-of-8 shooting, three rebounds and two assists in 22 minutes...In **2012-13**, appeared in the U17 World Championships for Australia...played in eight games, averaging 17.3 points, 4.1 rebounds, 2.5 assists and 1.1 steals per game...Scored in double figures in seven of eight games with four games scoring 20-plus points...opened the tournament with 17 points, four rebounds and two assists vs. USA...scored 26 points on 10-of-17 shooting with eight rebounds and three assists vs. China...tallied 23 points with six rebounds and seven assists vs. Egypt...recorded 23 points again vs. Argentina...finished the tournament with 21 points on 7-of-10 shooting with six rebounds vs. USA.

PERSONAL: Born in Melbourne, Australia...his father, Cecil, won an NCAA Championship with the University of North Carolina in 1982 with teammates Michael Jordan and James Worthy, and was later drafted in 1984 by the Denver Nuggets...his father was also roommates with former Utah Jazz guard, John Stockton, at the 1984 Portsmouth Invitational Tournament...attended Lake Ginninderra College for his high school education in conjunction with the Australian Institute of Sport...helped run a clinic for Special Olympics athletes, along with Rodney Hood in June 2014...participated in the first Basketball without Borders in Australia in June 2016, along with Joe Ingles and other NBA and FIBA players and coaches...partnered with the Utah Prospects AAU Program to sponsor Exum Elite...competed against other NBA talent in the GQ Style Wars during the 2014-15 season...would be a track and field athlete if he was not a basketball player...enjoys any movie with Will Smith...follow him on twitter at @daanteee.

DANTE EXUM																													
NBA REGULAR SEASON																													
TEAM	YEAR	GP	GS	MIN	MPG	TOTAL			3-POINT			FREE THROWS				REBOUNDS				AST	APG	PF	DQ	STL	SPG	BLK	BPG	PTS	PPG
						FGM	FGA	PCT	GM	GA	PCT	FTM	FTA	PCT	OFF	DEF	TOT	RPG											
UTA	14-15	88	41	1817	22.2	145	416	.349	83	264	.314	26	32	.825	27	104	131	1.5	198	2.3	147	0	41	0.5	14	0.2	393	4.5	
UTA	15-16											DID NOT PLAY - TORN LEFT ACL																	
UTA	16-17	66	26	1228	18.6	155	363	.427	44	149	.295	58	73	.795	30	102	132	2.0	111	1.7	146	0	21	0.3	12	0.2	412	6.2	
UTA	17-18	14	0	235	16.8	42	87	.483	5	18	.278	25	31	.806	4	22	26	1.9	43	3.1	20	0	8	0.6	3	0.2	114	8.1	
UTA	18-19	42	1	664	15.8	101	241	.419	18	62	.290	68	86	.791	16	52	68	1.6	110	2.6	69	0	14	0.3	5	0.1	288	6.9	
UTA/CLE	19-20	35	1	485	13.9	56	119	.471	15	43	.349	32	43	.744	12	55	67	1.9	40	1.1	38	0	13	0.4	8	0.2	159	4.5	
TOTAL		239	69	4429	18.5	499	1226	.407	165	536	.308	203	265	.766	89	335	424	1.8	502	2.1	420	0	97	0.4	42	0.2	1366	5.7	

NBA PLAYOFFS																												
TEAM	YEAR	GP	GS	MIN	MPG	TOTAL			3-POINT			FREE THROWS			REBOUNDS				AST	APG	PF	DQ	STL	SPG	BLK	BPG	PTS	PPG
						FGM	FGA	PCT	GM	GA	PCT	FTM	FTA	PCT	OFF	DEF	TOT	RPG										
UTA	16-17	7	0	84	12.0	11	27	.407	4	12	.333	6	6	1.000	2	4	6	0.9	9	1.3	10	0	5	0.7	0	0.0	32	4.6
UTA	17-18	10	0	114	11.4	20	41	.488	2	7	.286	9	12	.750	4	10	14	1.4	10	1.0	15	0	1	0.1	1	0.1	51	5.1
TOTAL		17	0	198	11.6	31	68	.456	6	19	.316	15	18	.833	6	14	20	1.2	19	1.1	25	0	6	0.4	1	0.1	83	4.9

EXUM HIGHS	2019-20 SEASON HIGHS	CAREER HIGHS	PLAYOFF HIGHS
Points	28 vs. MIN 1/5/20	28 vs. MIN 1/5/20	15 vs. GSW 5/8/17
Field Goals Made	11 vs. MIN 1/5/20	11 vs. MIN 1/5/20	5 vs. GSW 5/8/17
Field Goals Attempted	13 vs. MIN 1/5/20	14 3 Times	14 vs. GSW 5/8/17
Three Point Field Goals Made	4 vs. MIN 1/5/20	5 @ MIL 1/22/15	2 @ HOU 5/2/18
Three Point FG Attempted	4 2 Times	10 @ MIL 1/22/15	5 vs. GSW 5/8/17
Free Throws Made	5 @ MIA 2/22/20	7 @ OKC 3/11/17	4 vs. GSW 5/8/17
Free Throws Attempted	6 @ MIA 2/22/20	9 @ OKC 3/11/17	4 2 Times
Offensive Rebounds	2 2 Times	4 @ DEN 11/20/16	2 vs. HOU 5/4/18
Defensive Rebounds	6 @ MIA 2/22/20	6 3 Times	3 @ HOU 5/2/18
Total Rebounds	8 @ MIA 2/22/20	8 @ MIA 2/22/20	4 @ HOU 5/2/18
Assists	5 vs. CHI 1/25/20	13 vs. NYK 12/29/18	2 7 Times
Steals	2 2 Times	3 vs. ATL 1/2/15	1 6 Times
Blocks	2 vs. MIA 2/24/20	4 @ SAS 11/1/16	1 vs. HOU 5/4/18
Minutes Played	25 2 Times	37 2 Times	32 vs. GSW 5/8/17



Darius Garland

10

HEIGHT 6-1
WEIGHT 192
DOB 01/26/00
YEAR 2ND

POSITION GUARD
FROM VANDERBILT '19 / USA



DRAFTED: Selected in the first round (5th overall pick) of the 2019 NBA Draft by the Cleveland Cavaliers.

2019-20: Appeared in 59 games (all starts) for Cleveland...averaged 12.3 points and 3.9 assists in 30.9 minutes per game...shot .355 from beyond the arc and .875 from the foul line...the only NBA rookie with at least 700 points, 225 assists and 100 three-pointers at the time of the NBA's stoppage on March 11...no other rookie recorded at least 12.0 points, 3.0 assists and a .850 FT% on the season...finished in the Top 10 among all rookies in assists per game (3.9), minutes per game (30.9, 2nd), three-pointers made (105, 4th), points per game (12.3, 8th) and three-point percentage (.355, 8th)...his 105 three-pointers were the 2nd-most by a rookie in franchise history...scored in double-digits on 43 occasions, including six 20-point outings...scored a season-high 23 points (9-16 FG, 5-8 3FG) in 34 minutes at Dallas on Jan. 22...had 15 straight games scoring in double figures from Dec. 28-Jan. 25...had the highest FT% among all rookies who made at least 50 free throws (.875)...made at least one three-pointer in 49 games (tied for 3rd-most among rookies), including two triples on 36 occasions (2nd-most among rookies); had 10 straight games with two or more three-pointers from Dec. 28 to Jan. 14, becoming just the 4th player in Cavs history to accomplish that feat and the first Cavs rookie ever to do so...his 24 games with at least five assists were the most by a Cavs rookie since Kyrie Irving in 2011-12 (32)...recorded one double-double, a 14-point, 10-assist performance at L.A. Clippers on Jan. 14; the only rookie in the East to have a 10-assist game on the season...had 10 straight outings of 4+ assists from Jan. 27-Feb. 24, the longest by a Cavs rookie since Kyrie Irving's franchise-rookie record tying 18 straight in 2012 (2/29/12-4/18/12)...In January, led all Eastern Conference rookies in points scored (216), field goals made (80), three-pointers made (28), assists (79) and minutes played (513)...led the Cavs in assists 19 times, steals 13 times, points four times and blocks twice...was a DND twice...missed one game due to rest on Jan. 28 and five games due to a left groin strain from March 2-10...was placed on the Inactive List four times.

COLLEGE CAREER: Played one season at Vanderbilt...appeared in five games as a freshman in **2018-19** and averaged 16.2 points, 3.8 rebounds and 2.6 assists in 27.8 minutes per contest...shot .537 (29-54) from the field, .750 (12-16) from the foul line and .478 (11-23) from three-point range...sustained a season-ending left knee injury against Kent State on Nov. 23...In season opener against Winthrop, had the third-most points (24) by an SEC freshman in his debut in the last 10 seasons...named SEC Freshman of the Week on Nov. 12, 2018, after combining for 43 points in his first two collegiate games (against Winthrop and USC)...scored 33 points against Liberty in his final full game of the season (Nov. 19).

PERSONAL: Father, Winston, played seven NBA seasons...both of his grandfathers served in the U.S. Army...played on AAU team Bradley Beal Elite and has developed relationship with Wizards All-Star Beal...averaged 28.6 points and shot 59.7 percent as a senior for Brentwood Academy...won a record-tying four state championships...second player in Tennessee history to win three consecutive Mr. Basketball awards, joining Brandon Wright...2017-18 Naismith High School Player of the Year semifinalist and McDonald's and Jordan Brand All-American.

DARIUS GARLAND

NBA REGULAR SEASON

TEAM	YEAR	GP	GS	MIN	MPG	TOTAL			3-PT	GM	FREE THROWS			REBOUNDS	RPG	INDIVIDUAL SEASON												
						FGM	FGA	PCT			FTM	FTA	PCT			OFF	DEF	TOT	AST	APG	PF	DQ	STL	SPG	BLK	BPG	PTS	PPG
CLE	19-20	59	59	1824	30.9	280	669	401	105	296	355	63	72	875	27	42	111	1.9	229	3.9	92	0	42	0.7	4	0.1	728	12.3

COLLEGE CAREER

TEAM	YEAR	GP	GS	MIN	MPG	TOTAL			3-POINT			FREE THROWS			REBOUNDS				AST	APG	PF	DQ	STL	SPG	BLK	BPG	PTS	PPG
						FGM	FGA	PCT	GM	GA	PCT	FTM	FTA	PCT	OFF	DEF	TOT	RPG										
VU	18-19	5	5	139	27.8	29	54	537	11	23	478	12	16	750	2	17	19	3.8	13	2.6	7	0	4	0.8	2	0.4	81	16.2

GARLAND HIGHS	2019-20 SEASON HIGHS	CAREER HIGHS	PLAYOFF HIGHS
Points	23 @ DAL 11/22/19	23 @ DAL 11/22/19	-
Field Goals Made	9 2 Times	9 2 Times	-
Field Goals Attempted	20 2 Times	20 2 Times	-
Three Point Field Goals Made	5 2 Times	5 2 Times	-
Three Point FG Attempted	9 4 Times	9 4 Times	-
Free Throws Made	6 @ NYK 11/10/19	6 @ NYK 11/10/19	-
Free Throws Attempted	6 2 Times	6 2 Times	-
Offensive Rebounds	3 @ PHI 12/7/19	3 @ PHI 12/7/19	-
Defensive Rebounds	5 vs. ORL 12/6/19	5 vs. ORL 12/6/19	-
Total Rebounds	5 5 Times	5 5 Times	-
Assists	10 @ LAC 1/14/20	10 @ LAC 1/14/20	-
Steals	3 @ PHI 11/12/19	3 @ PHI 11/12/19	-
Blocks	1 4 Times	1 4 Times	-
Minutes Played	41 @ DET 1/9/20	41 @ DET 1/9/20	-



Kevin Love

0

HEIGHT 6-8
WEIGHT 247
DOB 09/07/88
YEAR 13TH

POSITION FORWARD
FROM ULCA '08 / USA



DRAFTED: Selected by the Memphis Grizzlies in the first round (5th overall pick) of the 2008 NBA Draft.

HOW ACQUIRED: Acquired in a three-team trade that sent guard Andrew Wiggins and forward Anthony Bennett to Minnesota and a protected 2015 first round pick (via Miami) to Philadelphia on August 23, 2014. Minnesota acquired forward Thaddeus Young from the 76ers, while Philadelphia received forward Luc Mbah a Moute and guard Alexey Shved from the Timberwolves; signed a new multi-year contract extension with the Cavaliers on July 24, 2018.

2019-20: Appeared in 56 games (all starts) for Cleveland...averaged 17.6 points on .450 shooting from the field, 9.8 rebounds (13th in NBA) and 3.2 assists in 31.8 minutes per contest...also shot .854 from the foul line and .374 from three-point range...posted 23 double-doubles...made a team-high 146 three-pointers, which was tied for the 11th-most in a single season in franchise history...knocked down a three-pointer in 49 of 56 games and two threes or more 39 times...had a streak of 14 consecutive games (Jan. 18-Feb. 26) with at least two three-pointers made, the longest in Cavaliers history...one of only 4 NBA players to average at least 9.0 rebounds and 2.0 three-pointers per game (Karl-Anthony Towns, Luka Doncic, Kristaps Porzingis)...scored at least 20 points 23 times and 30 points four times, including a season-high 33-point, 13-rebound, 6-assist outing against New York on Feb. 3...had 10+ rebounds 24 times, 15+ rebounds seven times and one 20+ rebound performance...In the season opener, recorded a game-high 18 rebounds, which tied Zdrunas Ilgauskas for the 3rd-most boards ever recorded by a Cavalier in a season opener...had a near triple-double in with 21 points (5-8 FG, 3-5 3FG, 8-9 FT), a game-high tying 13 rebounds, a team-high nine assists and two steals

in 33 minutes against Indiana on Oct. 26; his nine assists were the most he has recorded as a member of the Cavaliers...had a double-double (17 PTS, 6-10 FG, 20 REB, 6 AST, 1 STL, 3 MIN) in a win over Chicago on Oct. 30, which included 16 rebounds in the first half, tying the franchise record for rebounds in any half...through the first five games of the season, had 86 points, 84 rebounds and 24 assists; Wilt Chamberlain (1966) is the only other player to hit all three marks in his team's first five games of the season...made his 4,000th career field goal with his first make at New York on Nov. 10; also passed Bingo Smith (3,057 REB) for sole possession of the 10th-most rebounds in franchise history with his first board that night...passed Larry Nance (2,494 DREB) for the 8th-most defensive rebounds against Miami on Nov. 14...tallied 30 points on 12-15 (.800) shooting from the field and nine rebounds in 36 minutes vs. Detroit on Jan. 7; his .800 mark from the field was the 2nd-highest FG% of his NBA career with at least 10 attempts (.833, 10-12 FG vs. UTA on 2/25/09)...moved past Kyrie Irving (723 3FGM) for 3rd place in three-pointers made with his 4th triple against New York on Jan. 20...passed Jim Chones (2,750 DREB) for 7th place in defensive rebounds against Golden State on Feb. 1...played in his 700th career regular season game against Golden State on Feb. 1...made his 1,200th career three-pointer with his second triple against Miami on Feb. 24...had 7+ assists five times (3/10 at CHI, 2/29 vs. IND, 12/18 vs. CHA, 11/29 vs. MIL, 10/26 vs. IND)...led the Cavs in rebounds 25 times, scoring 14 times, blocks 10 times, assists nine times and steals eight times...was a DND once...missed three games due to a low back contusion on Nov. 18 and Nov. 23-25, one game due to an illness on Dec. 6, one game due to a right hip contusion on Dec. 18, two games due to rest on Jan. 5 and Jan. 14 and two games due to right Achilles soreness on Feb. 12 and Feb. 22...was placed on the Inactive List six times.

PROFESSIONAL CAREER: Owns career averages of 18.2 points on .442 shooting, 11.1 rebounds and 2.4 assists in 32.0 minutes per game in 713 games (630 starts) over 12 seasons with Minnesota and Cleveland...also shooting .370 from three-point range and .828 from the free throw line for his career...has 436 double-doubles and three triple-doubles...has averaged at least 9.0 rebounds in all 12 of his NBA seasons...since 1980-81, he is one of only four players to have at least two seasons with 26.0 points and 12.5 rebounds (2011-12, 2013-14), along with Shaquille O'Neal (4), Moses Malone (2) and Giannis Antetokounmpo...is the only player in league history to average 10.0 rebounds and make over 1,200 three-pointers...has an NBA-record 28 career games with at least 25 points, 15 rebounds and three three-pointers.

2018-19: Played in 22 games (21 starts) for Cleveland...averaged 17.0 points, 10.9 rebounds and 2.2 assists in 27.2 minutes per game...shot .361 from beyond the arc and a career-high .904 from the foul line...recorded 12 double-doubles...scored in double figures in 19 games...tallied 20 points or more eight times and 30 points or more once...had five games with at least 20 points and 10 rebounds...pulled down at least 10 rebounds on 13 occasions...recorded 25 points, a season-high tying 19 rebounds and a season-best seven assists in 39 minutes at Minnesota on Oct. 19...made at least 10 free throws on four occasions...tallied a season-high 32 points (9-15 FG, 6-9 3FG, 8-8 FT) and 12 rebounds versus Memphis on Feb. 23; also recorded his 300th career block that night...passed Jim Brewer (2,259 DREB) for the 9th-most defensive rebounds in franchise history with his fourth defensive board against Orlando on March 3...made his 3,000th career free throw with his fourth foul shot against Toronto on March 11...scored his 12,000th career point with his basket at the 1:41 mark of the fourth quarter at San Antonio on March 28, becoming just the 8th player in NBA history to accumulate at least 12,000 points, 7,000 rebounds and 1,000 three-pointers (Dirk Nowitzki, Jason Kidd, Kobe Bryant, Paul Pierce, LeBron James, Rasheed Wallace, Antonio Johnson)...led or tied for the team lead in rebounds 14 times, points eight times, blocks four times, steals two times and assists once...was a DND six times...missed four games due to left foot soreness from 10/25-11/1; missed 47 games due to left foot surgery from 11/32/5 and on 2/9; missed two games due to left foot surgery — rest on 2/13 and 3/2; missed one game due to return from injury management-left foot on 3/12; missed one game due to a low back contusion on 3/18; missed four games due to left shoulder soreness from 3/30-4/5; missed one game due to load management-left shoulder on 4/9...was placed on the Inactive List 53 times.

2017-18: Played in 59 games (all starts) for Cleveland...averaged 17.6 points and a team-high 9.3 rebounds (12th in NBA), including 7.5 defensive boards (11th in NBA), in 28.0 minutes...selected as a 2018 NBA All-Star, his fifth All-Star selection, but did not play due to injury...shot .458 from the field, .415 from beyond the arc (2nd highest in career; 19th in NBA) and a career-high .880 from the foul line (12th in NBA)...recorded 31 double-doubles (tied-15th in NBA); had a season-long streak of five straight double-doubles from Oct. 24-Nov. 1...was one of just four NBA players to make at least 100 three-pointers while averaging at least 9.0 rebounds (Karl-Anthony Towns, Nikola Jokic, DeMarcus Cousins)...scored in double figures in 51 games, including in a season-long 22 straight appearances from Nov. 15-Jan. 2...tallied 20 points or more 26 times, including a season-long stretch of six games from Dec. 17-30, and 30 points or more on three occasions...had 17 games with at least 20 points and 10 rebounds...pulled down at least 10 rebounds on 31 occasions...against Milwaukee on Nov. 7, had 32 points (9-14, .643), 16 rebounds (season-high 8 offensive) and set season highs in free throws made (14) and free throws attempted (16) in 35 minutes...paired in a season-high 38 points while shooting 10-16 (.625) from the field, including 4-8 (.500) from deep and 14-17 (.824) from the charity stripe in 25 minutes versus Miami on Nov. 28; scored 22 points in the first quarter...became the eighth active player to reach 5,000 defensive rebounds for his career with his eighth defensive board versus Memphis on Dec. 2...scored his 11,000th career point with his 15th point as well as his 4,000th as a Cavalier with his fourth point at Atlanta on Nov. 30; finished with 25 points and 16 rebounds assists in 33 minutes...drained a season-high six treys (6-11, .545) and finished with 31 points and 18 rebounds in 36 minutes at Golden State on Dec. 25...pulled down his 7,000th career rebound with his third board at Indiana on Jan. 12...recorded the 1,000th three-pointer of his career with his fourth triple versus Toronto on March 21...tallied his 400th career double-double and became just the 7th active player to reach that milestone with 13 points and 13 rebounds in 36 minutes versus Dallas on April 1...passed Daniel Gibson (578 3FG) for the 4th-most three-pointers made in Cavaliers history with his first trey of the night at New York on April 9...led or tied for the team lead in rebounds 31 times, points 31 times, steals seven times and blocks 13 times...was marked as DND twice...missed one game due to left hip soreness on Dec. 9; missed 20 games due to a left hand fracture from Jan. 31-March 17; missed one game due to concussion protocol on March 28; missed one game due to rest on April 11...was placed on the Inactive List 21 times on the season.

2016-17: Played in 60 games (all starts) for Cleveland...averaged 19.0 points and 11.1 rebounds (8th in NBA), including 8.6 defensive boards (10th in NBA) in 31.4 minutes...shot .427 from the field, .373 from three-pointers and .871 from the foul line (18th in NBA)...had 41 double-doubles (12th in NBA); registered a season-high seven straight double-doubles twice (Nov. 5-18 and March 31-April 10); posted three first half double-doubles...was only Eastern Conference player to averaged 19.0 points and 10.0 rebounds and just one of five players in the league to do so (A. Davis, K. Westbrook, K. Towns, D. Cousins)...drained 145 three-pointers, which ranks 10th in Cavs single-season history...was one of three NBA players to make at least 100 threes with an average of at least 10.0 rebounds (K. Westbrook, D. Cousins)...selected as a 2017 NBA All-Star (4th career selection), but did not play due to injury...won the Eastern Conference Player of the Week award for Nov. 21-27, his first time winning the award as a Cavalier (3rd of career); during that week, averaged 30.7 points on .553 shooting from the field, .655 (19-29) from three-point range, a perfect 21-21 from the foul line, 9.7 rebounds, 2.7 assists and 1.3 steals in 29.3 minutes...scored 20 or more points 27 times, including a season-best six straight games from Dec. 5-17...had three games with at least 30 points and one 40-point game...had 21 games with at least 20 points and 10 rebounds; posted 11 games with at least 15 points and 15 rebounds...pulled down at least 10 rebounds on 42 occasions, including 15 boards or more 14 times; recorded a season-high 17 rebounds on two occasions (Dec. 17 vs. LAL and Jan. 13 at SAC)...ranked 8th in the NBA in first quarter scoring average (7.6 ppg)...pulled down his 6,000th career rebound against Atlanta on Nov. 8, becoming just the 5th active player to record 6,000 boards and 700 three-pointers (LeBron James, Paul Pierce, Carmelo Anthony, Dirk Nowitzki)...passed Mo Williams for 7th place in three-point field goals in Cavaliers history with his fourth triple at Washington on Feb. 6; also passed J.R. Smith for 8th place in three-pointers made with his third trey at Brooklyn on Jan. 6; Craig Ehlo (381) for 9th place in three-pointers made at Charlotte on Dec. 31; and Damon Jones (344) for 10th place with his second trey at Chicago on Dec. 2...tallied a season-high 40 points and eight rebounds against Portland on Nov. 23, which included 34 points in the first quarter, the second-most points scored by a player in any period in league history (Klay Thompson, 37); also set the franchise record for points in a quarter, set the NBA record for points in a first quarter, set the franchise record for three in any quarter (8 in first) and set the franchise record for field goals made in any quarter (11 in first)...had a season-high three blocks, to go with 19 points and 13 rebounds in 35 minutes against Toronto on Nov. 15...made

at least one three-pointer in 48 of 60 games, including 39 games with two or more three-pointers, 30 games with three or more three-pointers, 14 games with at least four triples, and six games with at least five threes...made his 800th career three-pointer against Memphis on Dec. 13...reached his 10,000th career point with his very first point against Golden State on Dec. 25...became the first player in franchise history to record 30 points, 15 rebounds and six three-pointers in a single game during a win over Boston on Dec. 29...dished out a season-high six assists to go with 22 points and 16 rebounds in 38 minutes at New Orleans on Jan. 23...swiped a season-high three steals on seven occasions...shot a perfect 11-11 from the free throw line, while tallying 39 points (11-17 FG, 6-10 3FG), 12 rebounds, three assists and three steals in 42 minutes at Washington on Feb. 6...led or tied for the team lead in rebounds 34 times, blocks 11 times, steals 13 times and points eight times...was a DNP-CD one, DND four times and a NWT three times...missed two games due to rest on 12/14 and 4/12; missed two games from 12/20-12/21 due to a left knee contusion; missed one game due to illness on 1/4; missed three games due to lower back soreness on 1/19 and 1/30-2/1; missed 14 games due to a left knee arthroscopy from 2/14-3/14 and 3/18...was placed on the Inactive List 14 times on the season.

2015-16: Played in 77 games (all starts) for Cleveland...averaged 16.0 points on .419 shooting, 9.9 rebounds (11th in NBA) and 2.4 assists in 31.5 minutes per game...shot .360 from the three-point line and .822 from the free throw line...also ranked 9th in defensive rebounds per game (8.0) and tied for 19th in three-pointers made (158)...his 158 three-pointers were the 5th-most in a single season in Cavaliers history; made at least one three-pointer in 62 of 77 games, including 50 games with two or more three-pointers and 27 games with three or more three-pointers...is the only player in NBA history to have a career average of at least 10.0 rebounds and make over 700 three-pointers...notched a team-high 35 double-doubles, which ranked 14th in the NBA; posted six first-half double-doubles...was the only player in 2015-16 to make at least 100 three-pointers with averages of at least 9.0 rebounds...posted 14 games of at least 20 points and 10 rebounds and seven games with at least 15 points and 15 rebounds...pulled down at least 10 rebounds 38 times, including eight games with 15 or more boards...recorded a season-high 19 rebounds to go along with 22 points and three blocks in 39 minutes against Indiana on Nov. 8; became the first Cavalier since LeBron James on Jan. 11, 2008 (31 pts, 19 reb, 3 bks) to tally 22 points, 19 rebounds and three blocks in a game...notched his 300th career double-double with 24 points and 14 rebounds in 44 minutes at Milwaukee on Nov. 14...had his highest scoring game as a Cavalier with a season-high 34 points on 11-18 (.611) shooting, including 6-9 (.667) from the three-point line, eight rebounds, four assists and one block in 34 minutes in a win over Orlando on Nov. 23; scored 20 points in the second quarter, including 17 consecutive points from the 8:10 mark to the 2:50 mark...in eight games from Nov. 14-28, averaged 23 points on .538 shooting from the field, including .518 (29-56) from deep, and 11.6 rebounds in 34.6 minutes per game...swiped a career-high tying four steals on Dec. 8 versus Portland...dished out a season-high six assists on three occasions...recorded first half double-doubles in consecutive games in wins over Brooklyn on Jan. 20 (14 pts/13 reb) and the L.A. Clippers on Jan. 21 (11 pts/11 reb); the last Cleveland player with a first-half double-double in consecutive games was Zdrasnas Ilgauskas, who did it in three straight games from Jan. 12-16, 1998...hit his 600th career three-pointer at the 7:43 mark of the second quarter against Utah on Nov. 10...made a season-high tying six three-pointers and finished with 26 points and seven rebounds in 34 minutes versus Brooklyn on Nov. 28...notched his 19th double-double of the season with a game-high tying 17 points on 5-10 (.500) shooting and a game-high 18 rebounds in addition to a game-high tying two steals in 31 minutes against Brooklyn on Jan. 20...topped 9,000 points for his career with his free throw at the 2:53 mark of the second quarter against Sacramento on Feb. 8...made his 3,000th career field goal against the L.A. Lakers on Feb. 10...notched a game-high 29 points on 9-18 (.500) shooting and 11 rebounds while dishing out four assists in 38 minutes at Oklahoma City on Feb. 21; made a season-high 11 free throws...shot a perfect 10-10 from the free throw line twice (March 7 vs. Memphis and April 6 at Indiana)...connected on his 700th career three-pointer in his 500th career regular season game, a four-point play that occurred with 1:32 left in the fourth quarter at Sacramento on March 9; Since three-pointers became an official stat in 1979-80, became the first player in NBA history to have a career average of at least 10.0 rebounds and tally 700 or more three-pointers; prior to that, Love and Larry Bird were the only players in league history to have at least 10.0 rebounds per game and 600 triples...recorded a season-high five straight double-doubles with 23-31...led or tied for the team lead in rebounds 42 times, blocks 18 times, steals 13 times, points nine times and assists three times...was a DNP-CD four times and a DND once...missed one game on 2/6 due to a left thigh contusion; missed two games on 3/4 and 4/13 due to rest; missed one game on 3/10 due to a left knee sprain; missed one game on 3/21 due to illness.

2014-15: Played in 75 games (all starts) for Cleveland...averaged 16.4 points on .434 shooting, 9.7 rebounds (12th in NBA) and 2.2 assists in 33.8 minutes per game...shot .367 from the three-point line and .804 from the free throw line...also ranked 5th in defensive rebounds per game (7.9)...his 144 three-pointers were the second-most on the Cavaliers and the seventh-most in a single season in Cavaliers history; made at least one three-pointer in 62 of 75 games, including 37 games with two or more three-pointers...notched a team-high 38 double-doubles, which was tied for 10th in the NBA; the most by a Cavalier since 2003-04 (Carlos Boozer-41)...was the only player in 2014-15 to make at least 50 three-pointers with averages of at least nine rebounds...posted 15 games of at least 20 points and 10 rebounds (27-13)...pulled down at least 10 rebounds 40 times, including 9 games with 15 or more boards...recorded a season-high 19 rebounds twice on the season...led his career-high four steals on two occasions...surpassed 8,000 points for his career with his three-pointer at the 2:11 mark of the second quarter at Toronto on March 4...became the youngest active player to record 5,000 rebounds for his career after a 16-point, 16-rebound performance at New York on Feb. 22; also the fastest player in league history to reach 5,000 rebounds and 500 three-pointers made (418 games)...tied his career-high in three-pointers made after shooting 8-14 (.571) from deep and finishing with a game-high 24 points, nine rebounds and three assists in 34 minutes at Detroit on Feb. 24...scored a season-high 32 points on 11-18 (.611) shooting from the field, including 7-8 (.875) from long range, while adding a game-high tying 10 rebounds and three assists in 35 minutes against the L.A. Lakers on Feb. 8; tied the franchise record for three-pointers made in a single period with five, while also becoming the first Cavalier to knock down seven trips and grab ten rebounds in a game since Dec. 29, 2006 when Donyell Marshall did so against Milwaukee...dished out his 1,000th career assist against Portland on Jan. 28...made his 500th career three-pointer with his second trip at Sacramento on Jan. 11 and finished with 25 points and 10 rebounds in 35 minutes; became the 25th player 6'10" or taller in league history to reach 500 triples for his career and the fastest player in league history to reach 4,000 rebounds and 500 three-pointers (401 games); prior to Love, the player who reached 4,000+ rebounds and 500+ three-pointers in the fewest games was Antoine Walker (448)...in his 400th career game at Golden State on Jan. 9, posted 17 points and 14 rebounds in 38 minutes...was the first NBA player in 2014-15 to put up at least 28 points and 19 rebounds in a game when he did so at Philadelphia on Jan. 5; prior to that, the last time a Cavs player accomplished that feat was almost seven years ago when LeBron James had 31 points and 19 boards on Jan. 11, 2008 versus Charlotte...registered a double-double in his first action as a Cavalier after posting 19 points and a game-high 14 rebounds in 38 minutes against New York on Oct. 30; became just the seventh player since 1985-86 to notch a double-double in his Cavaliers debut (Shaquille O'Neal, Ben Wallace, Darius Miles, Chris Gatling, Shawn Kemp and Zdrasnas Ilgauskas...also hit the 7,000-point and 900-assist mark in the first quarter of the Oct. 30th game vs. New York...recorded a season-high five straight double-doubles on two occasions (11/29-12/8 and 1/4-1/11)...during a six-game stretch from Jan. 2-11, averaged 24.0 points and 12.3 rebounds in 36.5 minutes per game...had 495 points in the first quarter this past season, the seventh-highest in the NBA...made at least one three-pointer in 62 of 75 games, including 37 games with two or more three-pointers...led or tied for the team lead in rebounds 35 times, blocks 18 times, points 14 times, steals 11 times and assists two times...was a DND three times on the season...missed two games due to back spasms on Dec. 31 and Jan. 16; missed one game on Feb. 12 due to a right corneal abrasion; missed two games from March 15-16 due to rest; missed one game on April 2 due to a lower back injury...was placed on the Inactive List four times.

2013-14: Earned All-NBA Second Team honors...appeared in 77 games (all starts) for Minnesota...averaged a career-high 26.1 points on .457 shooting, including .376 from beyond the arc and .821 from the foul line, 12.5 rebounds and a career-high 4.4 assists in 36.3 minutes...logged a career-high 2,797 minutes...among NBA leaders, ranked first in double-doubles (65), first in defensive rebounds per game (9.6), third in total rebounds per game (12.5), fourth in points per game (26.1), tied for fourth in triple-doubles (3) and tied for eighth in three-pointers (190)...with his 190 three-pointers, he set Minnesota's franchise record for three-pointers made in a season, while also setting the team's mark for points per game (26.1), and free throws made (520) and attempted (633)...became the first player in NBA history to record 2,000 points, 900 rebounds and 100 three-pointers in a single season...became just the third player since 1980-81 to have two seasons of at least 26.0 points and 12.5 rebounds (Shaquille O'Neal-4 and Moses Malone-2)...is the first player to average 26/12/4 over a full season since the NBA/ABA merger (Kareem Abdul-Jabbar and Bob McAdoo had most recently accomplished that feat in 1975-76)...scored in double figures in all 77 games, including 57 20-point games, a Wolves franchise record 25 30-point games and six 40-point games...collected a league-leading 24 20-point/10-rebound/5-assist performances on the season...possessed the 3rd highest PER in the NBA at 26.97, behind only Kevin Durant (29.90) and LeBron James (29.40)...had 21 games of at least 30 points and 10 rebounds...registered the first three triple-doubles of his career on Feb. 22 at Utah (37 pts/12 reb/10 ast), March 28 vs. L.A. Lakers (22/10/10) and April 2 vs. Memphis (24/16/10)...in registering his first career triple-double in the Feb. 22 victory at Utah, he became one of only eight NBA players in the past 30 years to collect 30+ points, 10+ rebounds, 10+ assists and 5+ three-pointers in a single game...led the Wolves across the board (pts/reb/ast) seven times...poured in 40 points on April 14 at Golden State, running his season total to 1,991 and breaking Kevin Garnett's single-season club record (1,987) set in 2003-04...had 33 points and a season-high 19 rebounds March 3 at Denver, the 27th time he's collected 30+ pts/15+ reb...among active players, only Tim Duncan (44) and Dwight Howard (37) have more such games...tallied 25+ pts/10+ reb in 11 straight outings from Jan. 29-Feb. 25, the NBA's longest such run since Shaquille O'Neal put together 13 in a row in 2001...named Western Conference Player of the Week twice (Feb. 24, Nov. 4)...started for the West in the 2014 NBA All-Star Game on Feb. 16 in New Orleans, tallying 13 points and nine rebounds...averaged 34.0 ppg and 14.1 rpg in February; those figures have not been reached in tandem for a calendar month since Moses Malone in March 1982...grabbed his 4,000th rebound Jan. 21 at Utah...scored his 6,000th career point Jan. 24 at Golden State...poured in a season-high 45 points (with 19 rebounds) on Dec. 22 at L.A. Clippers...tallied 42 points Dec. 13 at San Antonio, matching Stephen Marbury's club record by drilling eight treys in that game...sank the game-tying three-pointer with :10.1 left in regulation vs. Orlando on Oct. 30...missed four games due to injury.

2012-13: Was limited to 18 games in his fifth NBA campaign, missing 62 due to an injury to his right hand...also sidelined for the Dec. 15 game vs. Dallas due to illness and the Dec. 23 contest at New York with a left eye injury...averaged 18.3 ppg, 14.0 rpg and 2.3 apg...made his season debut Nov. 21 vs. Denver, totaling 34 points and 14 rebounds...missed the first nine games after sustaining a fracture of the third and fourth metacarpals in his right hand on Oct. 17...re-fractured the third metacarpal in the Jan. 3 victory at Denver...underwent surgery on Jan. 15 and was sidelined for the final 53 contests...also underwent arthroscopic surgery to remove scar tissue on his left knee on April 10...led Minnesota with 28 points in the Dec. 20 win vs. Oklahoma City, adding a season-high seven assists...overtook Tony Campbell (4,888) for 5th place on the Wolves' career scoring list Dec. 18 at Miami (also his 200th career start)...poured in a season-high 36 points Dec. 7 vs. Cleveland, part of his 29th career game with 30-points/10+ rebounds...hailed down a season-high 24 rebounds Nov. 27 at Sacramento, including a career-best 21 defensive boards...became just the third Timberwolves player to pull in 20+ defensive boards in a game, joining Kevin Garnett and Al Jefferson...the Sacramento game marked the 16th time he contributed 20+ points and 20+ rebounds in the same contest (18th career 20-rebound night overall).

2011-12: Played in 55 games, sitting out the final seven after suffering a concussion April 11 at Denver...earned Second Team All-NBA honors after ranking 4th in scoring (a franchise-record 26.0 ppg), 2nd in rebounding (13.3 rpg) and 2nd in minutes played (39.0 mpg)...shot 44.8% from the field, 37.2% (105-for-282) from long range and 82.4% from the FT line, becoming only the third player in league history to average 25+ ppg and 10+ rpg while also sinking 50+ treys, joining Larry Bird (1984-85) and Charles Barkley (1992-93)...also led the NBA in point/rebound double-doubles (48) and finished 4th in FIs made (379) and 5th in FT attempts (460)...was Minnesota's top scorer 43 times and leading rebounder on 50 occasions...tallied 20+ points on 46 occasions, including a club-record 19 games with 30 or more...tallied 40 points and 19 rebounds March 28 at Charlotte, his third 40+ effort in March (fourth career, tying Garnett's club record) and his 10th 30-point/15-rebound night this year...the rest of the league combined for nine such games...poured in a club-record 51 points March 23 at Oklahoma City, breaking Garnett's mark of 47 (Jan. 4, 2005 vs. Phoenix)...pulled in his 3000th career rebound March 7 vs. Portland, and overtook Sam Mitchell (3,030) for 2nd place on the Wolves' career list March 12 at Phoenix...played his 250th game March 5 vs. the L.A. Clippers, and scored his 4,000th point Feb. 20 at Denver...Had 42 points March 3 at Portland, and followed up with a 39-point effort vs. the Clippers...averaged a league-best 30.7 ppg (46.4%) and 13.9 rpg in March...tallied 17 points, seven rebounds and three steals for the West in the 2012 All-Star Game in Orlando; he also won the Foot Locker Three-Point Contest...hit the game-winning free throws with :00.1 left Feb. 19 vs. Philadelphia...he sank a three-pointer as time expired to beat the L.A. Clippers on Jan. 20...signed a four-year contract extension on Jan. 25...saw his run of double-doubles halted at 15 Jan. 21 at Utah, the NBA's longest streak to open a season since Moses Malone reeled off 16 in a row in 1981-82...tallied 31 points and 20 rebounds Dec. 27 at Milwaukee, setting franchise records with his 19-for-24 outing from the line.

2010-11: With Minnesota, topped off his third season in the NBA by winning the league's Most Improved Player award, after registering career highs in scoring (20.2 ppg), rebounding (an NBA-best and franchise-record 15.2 rpg), assists (2.5 apg), minutes (35.8 mpg) and all three shooting categories...hit 47.0% from the floor while ranking 18th in scoring, 14th in three-point accuracy (41.7%) and 28th in free throw accuracy (85.0%)...started all 73 of his appearances, missing the final six games (and nine of the last 11) due to a strained left groin...became the first NBA player to average 20+ ppg and 15+ rpg since Moses Malone in 1982-83, and compiled the league's highest rebounding average since Ben Wallace hauled in 15.4 rpg in 2002-03...broke Al Jefferson's club single-season mark for offensive rebounds (308 in 2007-08), finishing with a league-best 330...was Minnesota's top scorer 41 times and also led in assists on nine occasions; he scored 20+ points 43 times...saw his run of 53 straight point/rebound double-doubles halted March 13 at Golden State...Kevin Garnett held the previous franchise record at 37 (Feb. 1-Nov. 6, 2006)...posted his fourth 30/20 effort of the year Feb. 27 vs. Golden State (37 points, 23 rebounds)...Pau Gasol and Dwight Howard recorded the only other such games in 2010-11...the 18-for-23 effort from the free throw line vs. Golden State on Feb. 27 tied club records in both categories...he also surpassed the 3,000-career-point mark in that game...made his All-Star Game debut on Feb. 20 at Staples Center, scoring two points with four rebounds (in 11:44) in the Western Conference's 148-143 victory...was the fifth player in Wolves history to be chosen as an All-Star, and the first since Garnett in 2007...led the Wolves across the board (pts/reb/ast) vs. Houston on Jan. 24, handing out a season-high seven assists...scored 30+ points nine times, including four in January...snagged his 2,000th rebound Jan. 11 vs. San Antonio, and posted his 100th double-double Jan. 13 vs. Washington...hailed in 24 rebounds Jan. 3 at Boston; he ranked 2nd in double-doubles (64) for the season behind Dwight Howard...saw his consecutive free throw streak ended at 46 on Dec. 3 at San Antonio...erupted for a career-high 43 points Dec. 18 at Denver, and poured in 32 points with 22 rebounds Nov. 24 vs. San Antonio...tallied 31 points and 31 boards Nov. 12 vs. New York, shattering Al Jefferson's single-game rebounding record (26 at Houston, Jan. 13, 2010)...is the first NBA player to tally 30+ points and 30+ rebounds in the same game since Houston's Moses Malone (Feb. 11, 1982 vs. Seattle) and the first to grab 30+ rebounds since Charles Barkley had 33 for Houston at Phoenix on Nov. 2, 1996.

2009-10: Completed his second year in Minnesota by seeing action in 60 games (22 starts) during...made his regular-season debut Dec. 4 at New Orleans, having been sidelined for the first 18 games due to a fractured fourth metacarpal (left hand) suffered Oct. 16 at Chicago...underwent surgery on Oct. 20...also missed two games (Jan. 18-20) due to an upper respiratory infection and two (March 12-14) with a left mid-foot sprain...was one of only 15 NBA players to average a double-double for the season, tallying 14.0 ppg and 11.0 rpg in 28.6 mpg...shot 45.0% from the floor and 81.5% from the line, leading the Wolves with 276 free throw attempts...drained 35 three-pointers (at a 33.0% clip), after hitting only two as a rookie...started the April 7-9 games, his first since Jan. 23 at Milwaukee (after 30 straight bench outings)...tallied 15.3 ppg, 13.3 rpg and 2.8 apg in 22 starts overall...was Minnesota's top rebounder on 35 occasions and leading scorer 11 times, collecting a team-best 36 point/rebound double-doubles (good for 11th in the NBA)...the Jan. 2 game at Indiana ended his double-double string at 11...scored 23 points and hauled in a career-high 22 rebounds March 28 vs. Phoenix, becoming the fourth player in Wolves history to notch a 20/20 game (Garnett 26, Jefferson 5, Gugliotta)...scored a then-career-high 25 points Jan. 31 vs. New York...grabbed his 1,000th rebound Jan. 13 at Houston, and went over the 1,000-career-point mark Dec. 16 vs. the L.A. Clippers...handed out a then-career-high nine assists Dec. 30 vs. Utah, and pulled in 19 rebounds Dec. 11 at the Lakers...had his 2010-11 contract option exercised on Nov. 2.

2008-09: Selected to the All-Rookie Second Team...in his rookie season for Minnesota, led all rookies (and ranking 9th overall) in rebounding at 9.1 rpg...broke the club single-season rookie rebounding record April 11 vs. Phoenix, and ended the year with 734 to surpass Christian Laettner (708 in 1992-93)...played in 81 games (including 37 starts), missing the April 5 game vs. Denver due to the flu...averaged 11.1 ppg (9th among rookies) while logging 25.3 mpg and shooting 45.9%; he boosted those numbers to 13.3 ppg (on 48.4% shooting) and 9.9 rpg after Jan. 1 (50 games)...led the Wolves in free throws made and attempted by finishing 265-for-336 (78.9%)...named 79th FIAA/48 on the year...also broke Laettner's franchise rookie mark for double-doubles, collecting his 29th (tops among NBA rookies this season) in the April 15 finale vs. Sacramento...earned Western Conference T-Mobile Rookie of the Month for March, the third Timberwolves player to claim those honors (Stephan Marbury, Randy Foye)...led Minnesota in scoring on seven occasions, including a 23-point effort March 31 vs. Dallas...was the top rebounder 36 times...pulled down 19 rebounds March 17 at San Antonio, one short of Dean Garrett's franchise rookie record and the 2nd-highest total for an NBA rookie on the season (the Clippers' DeAndre Jordan grabbed 20 at Golden State on Jan. 25)...led the NBA in offensive rebounds per 48 (6.4)...his 274 offensive boards ranked 3rd behind Orlando's Dwight Howard (336) and Charlotte's Emeka Okafor (275), and represent the 2nd-highest season total in franchise history (Al Jefferson, 308 in 2007-08)...tallied a season-high 24 points (with 15 rebounds) Feb. 25 vs. Utah, and dishes a season-high four assists March 11 vs. Memphis...blocked four shots March 13 vs. New York...had his draft rights traded to Minnesota along with Brian Cardinal, Jason Collins and Mike Miller in exchange for Greg Buckner, Marko Jaric, Antoine Walker and the draft rights to O.J. Mayo at the 2008 NBA Draft on June 26.

PLAYOFF CAREER: In 63 career postseason games (62 starts), owns averages of 15.3 points and 9.7 rebounds in 31.1 minutes...is shooting .404 from beyond the arc and .854 from the foul line...in the **2018 Playoffs**, started in all 21 games during the Cavs' fourth straight NBA Finals run...averaged 14.9 points and a team-high 10.2 rebounds in 31.5 minutes per game, while shooting .922 from the foul line and posting eight double-doubles...pulled down 17 rebounds in Game 1 against Indiana during the First Round...averaged a double-double in the 2018 Semifinals against Toronto (20.5 PTS, 11.5 REB)...recorded 31 points (11-21 FG), a team-high 11 rebounds, two assists, a steal and a block in 35 minutes during the Game 2 victory at Toronto...tallied his second career 20-15 playoff game (21 PTS, 16 REB) in a win against Toronto in Game 3 of the Second Round...posted another 20-15 game in Game 2 of the 2018 ECF vs. Boston (22 PTS, 15 REB)...against Golden State in the NBA Finals, averaged 19.0 points and 11.3 rebounds, while shooting .938 (15-16) from the foul line, in 33.3 minutes...started in all 18 contests for Cleveland during the **2017 Playoffs**...averaged 16.8 points on 436 shooting and a 450 clip from deep, 10.6 rebounds and 1.2 steals in 32.1 minutes (all postseason career-highs)...recorded eight double-doubles and double-digit rebounds in 11 contests...averaged 15.5 points, 9.3 rebounds and 2.0 assists in 33.0 minutes in the First Round against Indiana...had 27 points on 6-7 (.857) shooting, a perfect 12-12 mark from the free throw line, 11 rebounds, three assists and a block in 39 minutes in Game 2 of the First Round against the Pacers on April 20, becoming the first Cavs player with 27 points and seven or fewer field goal attempts in a playoff game...averaged a double-double in the Eastern Conference Finals against Boston, posting 22.6 points, 12.4 rebounds, 2.6 assists, 1.4 steals and 1.2 blocks in 33.2 minutes...poured in a postseason career-high 32 points on 9-16 (.563) shooting from the field, 6-9 (.667) from deep and 8-9 (.889) from the free throw line, to go along with 12 rebounds in 34 minutes in Game 1 of the Eastern Conference Finals against the Celtics on May 17...averaged 16.0 points, 11.2 rebounds, 2.2 steals and 1.0 block in 32.2 minutes in the NBA Finals against Golden State...in Game 1 of the NBA Finals against the Warriors on May 1, pulled down a Cavs franchise playoff record 21 rebounds to go along with 15 points and three blocks in 34 minutes...tied the franchise playoff record and set a career-high with six steals in Game 3 of the NBA Finals against Golden State on June 7...played in 20 games (19 starts) during Cleveland's championship run in the **2016 Playoffs**...had 10 double-doubles (ranked 3rd), averaging 14.7 points and 8.8 rebounds in 30.6 minutes...ranked 5th in the NBA Playoffs with 46 three-pointers made...had at least 20 points and 10 rebounds five times...recorded eight straight double-doubles from April 17-May 8, setting a franchise playoff record for consecutive double-doubles at any point of a single playoffs...notched a double-double in each game of the First Round against Detroit and finished the series with averages of 18.8 points and 12.0 rebounds in 35.8 minutes per game...posted four

double-doubles in four games against Atlanta in the Second Round, averaging 19.0 points, including a .475 (19-40) mark from deep, 13.0 rebounds and 2.5 assists in 32.8 minutes...in Game 4 at Atlanta on May 8, had a game-high 27 points, a game-high 13 rebounds and four assists in 37 minutes; also shot 8-15 (.533) from deep, which tied the Cavs' playoff record for threes in a game...in the Eastern Conference Finals versus Toronto, averaged 15.2 points, 5.7 rebounds and 2.8 assists in 30.2 minutes while shooting .448 from three-point territory and .960 from the charity stripe...pulled down a team-high 14 rebounds while tallying nine points, three assists and a playoff career-high two steals in 30 minutes during Game 7 of the NBA Finals at Golden State on June 19...played in four games during the **2015 Playoffs**...averaged 14.3 points, a .429 clip from the three-point line, 7.0 rebounds and 2.5 assists in 26.8 minutes during the First Round against Boston...in his playoff debut, posted a double-double with 19 points, a game-high 12 rebounds, four assists and one steal in 33 minutes in Game 1 against the Celtics on April 19...shot 6-10 (.600) from beyond the arc and finished with 23 points, nine rebounds and three assists in 37 minutes in Game 3 of the First Round versus Boston on April 23...suffered a dislocated left shoulder in the first quarter during Game 4 in Boston and missed the remainder of the postseason due to the injury.

NOTABLE: NBA Champion (2016)...a five-time NBA All-Star (2011, 2012, 2014, 2017, 2018), two-time All-NBA Second Team selection (2012, 2014), Olympic gold medalist (2012) and winner of the league's Most Improved Player award (2011) and Three-Point Shootout (2012)...was selected to the All-Rookie Second Team in 2009...took home the Gold Medal at the 2012 London Olympics as part of Team USA...in eight contests, averaged 11.6 points and 7.6 rebounds in 17.3 minutes per game...led Team USA in rebounds, totaling 61 for the competition...scored a team-high 16 points in Team USA's 110-63 win over Tunisia...tallied nine points and nine rebounds in just over 18 minutes in the Gold Medal game...registered a double-double (10 points, 11 rebounds) against Australia...won a gold medal at the 2010 FIBA World Championship, the USA's first world championship since 1994...averaged 5.7 points and 4.9 rebounds while shooting 57.1 percent (20-35 FGs) from the field...named a member of the 2010-12 USA Men's National Team on Feb. 10, 2010...member of the USA Blue Team in the 2009 USA Basketball Showcase and recorded 4 points, 3 rebounds, 1 assist and 2 steals in 17 minutes.

PERSONAL: Son of Stan and Karen Love...father, Stan, played with the Los Angeles Lakers and Washington Bullets in the NBA...uncle Mike Love is the lead singer of the Beach Boys...launched the Kevin Love Fund in 2018 to inspire people to work on their physical and mental well-being; his story in *The Players' Tribune* in 2018 about his personal struggles with anxiety and depression has helped propel mental health far beyond the realm of basketball and to the forefront of the global sports world...member of the UCLA Athletic Hall of Fame Class of 2020...in June 2020, was awarded the prestigious Arthur Ashe Courage Award during the 2020 ESPYs, an honor that highlights individuals in sports who have made a global impact on society and whose previous recipients include Nelson Mandela and Bill Russell; also a nominee for the ceremony's Muhammad Ali Humanitarian Award...continues to shed light on the difficulties of dealing with mental health — appearing in local, state and national PSAs; consistently holds discussions with industry leaders, speaks at conferences and meets with children to show them they are not alone in their struggles...has become even more vocal during the COVID-19 crisis, speaking out widely on the related mental health challenges and sharing tips on how best to cope...in less than a week after the suspension of the NBA season, donated \$100,000 through his foundation to help financially support Cavaliers and Rocket Mortgage FieldHouse support staff affected by the halt in play...has created initiatives to address social injustice through his foundation, creating a diverse advisory board, partnering with grassroots organizations and working alongside BIPOC-licensed therapists...The Kevin Love Fund recently donated \$100,000 grants to both the Chris Paul Family Foundation and the Obama Foundation, working to positively impact families by leveling the playing field and empowering people to change the world...winner of the NBA Cares Community Assist Award for October 2019, for his outstanding efforts to raise awareness, resources and support for mental health...committed \$500,000 through his foundation to establish the Kevin Love Fund Centennial Chair in UCLA's psychology department...hosted a winter coat drive to support the local Salvation Army during each of his first five NBA seasons...awarded the December 2012 KIA Community Assist Award...one of 10 nominees for 2012-13 Season Long KIA Community Assist Award...teamed with NFL All-Pro wide receiver Larry Fitzgerald and Bright Pink in October of 2012 to "Spread Love" in hopes of raising money for Breast Health Awareness Month...an ambassador of the Hoops for St. Jude program since his rookie season...favorite movies are "He Got Game" and "Gladiator"...lists the Seattle Mariners and Portland Trail Blazers as his favorite teams while growing up...appeared on the cover of the EA Sports NCAA Basketball '09 video game...helped Lake Oswego High School reach the state 4A tournament four straight years, the state championship game three straight years, and a state title in 2006...named 2007 Gatorade National Male Athlete of the Year...earned the 2007 Naismith, Wooden, USA Today, National High School Coaches Association, McDonald's and Parade Magazine Male High School Player of the Year awards...became the first player in state history to be named player of the year three times, winning the award outright his sophomore and junior seasons and sharing the award.

KEVIN LOVE

NBA REGULAR SEASON

TEAM	YEAR	GP	GS	MIN	MPG	TOTAL			3-POINT			FREE THROWS			REBOUNDS			RPG	AST	APG	PF	DQ	STL	SPG	BLK	BPG	PTS	PPG
						FGM	FGA	PCT	GM	GA	PCT	FTM	FTA	PCT	OFF	DEF	TOT											
MIN	08-09	81	37	2048	25.3	316	683	459	2	19	105	265	338	789	274	460	734	9.1	94	1.0	205	1	35	0.4	50	0.5	889	11.1
MIN	09-10	60	22	1714	28.6	291	646	450	36	106	330	225	276	815	227	431	658	11.0	136	2.3	136	0	43	0.7	23	0.4	842	14.0
MIN	10-11	73	73	2611	35.8	482	1026	470	88	211	417	424	499	850	330	782	1112	15.2	184	2.5	148	0	45	0.6	28	0.4	1476	20.2
MIN	11-12	55	55	2145	39.0	474	1059	448	105	282	372	379	460	824	226	508	734	13.3	111	2.0	152	0	47	0.9	28	0.5	1432	26.0
MIN	12-13	18	18	618	34.3	105	298	352	20	92	217	100	142	704	64	188	252	14.0	42	2.3	34	0	13	0.7	9	0.5	330	18.3
MIN	13-14	77	77	2797	36.3	650	1421	457	190	505	376	520	633	821	224	739	963	12.5	341	4.4	136	0	59	0.8	35	0.5	2010	26.1
CLE	14-15	75	75	2532	33.8	413	952	434	144	362	367	256	321	804	142	589	731	9.7	168	2.2	140	1	51	0.7	39	0.5	1228	16.4
CLE	15-16	77	77	2424	31.5	409	977	419	158	439	360	256	314	822	149	613	762	9.9	185	2.4	159	0	58	0.8	41	0.5	1234	16.0
CLE	16-17	60	60	1885	31.4	370	867	427	145	389	373	257	295	871	148	518	666	11.1	116	1.9	125	3	53	0.9	21	0.4	1142	19.0
CLE	17-18	59	59	1651	28.0	334	729	458	137	330	415	234	266	880	101	445	546	9.3	103	1.7	120	1	43	0.7	24	0.4	1039	17.6
CLE	18-19	22	21	598	27.2	109	283	385	53	147	361	103	114	304	33	206	239	10.9	48	2.2	54	0	6	0.3	5	0.2	374	17.0
CLE	19-20	95	95	1780	31.8	327	727	450	148	390	374	187	215	854	54	493	547	9.8	178	3.2	90	0	33	0.6	19	0.3	987	17.8
TOTAL		713	630	22803	32.0	4280	9673	442	1223	3302	370	3210	3875	858	1972	5972	7944	11.1	1696	2.4	1459	6	486	0.7	322	0.5	12993	18.2

NBA PLAYOFFS

TEAM	YEAR	GP	GS	MIN	MPG	TOTAL			3-POINT			FREE THROWS			REBOUNDS			RPG	AST	APG	PF	DQ	STL	SPG	BLK	BPG	PTS	PPG
						FGM	FGA	PCT	GM	GA	PCT	FTM	FTA	PCT	OFF	DEF	TOT											
CLE	14-15	4	4	107	26.8	17	41	415	9	21	429	14	19	737	6	22	28	7.0	10	2.5	12	0	1	0.3	2	0.5	57	14.3
CLE	15-16	20	19	613	30.7	92	239	385	46	111	414	63	75	840	34	141	175	8.8	42	2.1	34	0	9	0.5	8	0.4	293	14.7
CLE	16-17	18	18	578	32.1	95	218	436	50	111	450	63	75	840	36	155	191	10.6	30	1.7	46	0	21	1.2	16	0.9	303	16.8
CLE	17-18	21	21	661	31.5	109	278	392	36	106	340	59	64	922	49	166	215	10.2	34	1.6	58	0	15	0.7	8	0.4	313	14.9
TOTAL		63	62	1959	31.1	313	776	403	141	349	404	199	233	854	125	484	609	9.7	116	1.8	150	0	46	0.7	34	0.5	966	15.3

LOVE HIGHS	2019-20 SEASON HIGHS	CAREER HIGHS	PLAYOFF HIGHS
Points	33 vs. NYK 2/3/20	51 @ OKC 3/23/12	32 @ BOS 5/17/17
Field Goals Made	12 2 Times	16 @ OKC 3/23/12	12 @ GSW 6/4/17
Field Goals Attempted	24 @ SAS 12/12/19	31 @ CHA 3/28/12	25 @ ATL 5/8/16
Three Point Field Goals Made	6 4 Times	8 3 Times	8 @ ATL 5/8/16
Three Point FG Attempted	13 @ CHI 3/10/20	16 vs. BOS 12/29/16	15 @ ATL 5/8/16
Free Throws Made	10 @ WAS 11/8/19	19 @ MIL 12/27/11	12 vs. IND 4/17/17
Free Throws Attempted	13 2 Times	24 @ MIL 12/27/11	12 vs. IND 4/17/17
Offensive Rebounds	3 3 Times	12 vs. NYK 11/12/10	6 @ ATL 5/4/16
Defensive Rebounds	19 vs. CHI 10/30/19	21 @ SAC 11/27/12	16 @ GSW 6/1/17
Total Rebounds	20 vs. CHI 10/30/19	31 vs. NYK 11/12/10	21 @ GSW 6/1/17
Assists	9 vs. CHI 10/30/19	10 3 Times	5 vs. BOS 5/23/17
Steals	4 vs. MIA 11/14/19	4 4 Times	6 vs. GSW 6/7/17
Blocks	2 4 Times	4 2 Times	3 @ GSW 6/1/17
Minutes Played	41 vs. NYK 2/3/20	49 @ OKC 3/23/12	42 vs. BOS 5/23/17



Thon Maker

14

HEIGHT 7-0
WEIGHT 221
DOB 02/25/97
YEAR 5TH

POSITION CENTER
FROM ATHLETE INSTITUTE (CANADA) '16
/ SOUTH SUDAN



DRAFTED: Selected in the first round (10th overall pick) of the 2016 NBA Draft by the Milwaukee Bucks.

2019-20: Played in 60 games (14 starts) for Detroit...averaged 4.7 points and 2.8 rebounds in 12.9 minutes...posted two double-doubles...scored in double figures on 11 occasions, including a season-high 19 points at Oklahoma City on Feb. 7...grabbed a career-high 12 rebounds to go with 12 points and two blocks in 24 minutes versus Charlotte on Feb. 10.

PROFESSIONAL CAREER: Has appeared in 255 career regular season games (65 starts) over four seasons with Milwaukee and Detroit...owns career averages of 4.7 points and 2.8 rebounds in 13.9 minutes per game...also shooting .433 from the field and .329 from deep.

2018-19: Appeared in 64 games (five starts) with Milwaukee and Detroit and averaged 5.0 points, 3.2 rebounds, 0.7 assists, 0.8 blocks and 15.2 minutes per game...in 35 games with Milwaukee, averaged 4.7 points and 2.7 rebounds in 11.7 minutes per game...averaged 5.5 points, 3.7 rebounds, 0.9 assists, 1.1 blocks and 19.4 minutes in 29 games with Detroit (five starts)...in five games as a starter with Detroit, averaged 6.6 points, 5.2 rebounds and 1.0 blocks in 31.1 minutes per game...led the Pistons in assists once...scored 10-plus points 10 times on the season...scored a season-high 15 points vs. Utah (1/7) and grabbed a career-high nine rebounds at Cleveland (3/18)...dished out a career-high six assists vs. Chicago (3/10) and tied career-high four blocks at Indiana (4/1)...swiped a season-high two steals twice (1/7 vs. UTA and 2/22 at ATL)...played in a career-high 42 minutes at Indiana (4/1)...recorded his 100th career block at Miami (2/23)...had 13 games this season where he recorded multiple blocks...made multiple 3-pointers in 12 games and three-plus in five games...made season-high four 3-pointers twice.

2017-18: Played in 74 games (12 starts) for Milwaukee...averaged 4.8 points and 3.0 rebounds in 16.7 minutes per game in his second NBA season...recorded 10 points with a career-high tying eight rebounds vs. Toronto (1/5)...tied a season high of 16 points at Toronto (1/1)...matched a career-high eight rebounds vs. Dallas (12/8)...scored a season-high 16 points with a career-high eight rebounds at Phoenix (11/22)...blocked a career-high four shots vs. Detroit (11/15)...scored in double figures nine times...missed four games (3/27-4/1) with a right groin strain...DNP-CD four times.

2016-17: Appeared in 57 games (34 starts) as a rookie for Milwaukee and averaged 4.0 points and 2.0 rebounds in 9.9 minutes per game...scored a career-high 23 points vs. Detroit (3/31) while recording career highs in minutes (25), field goals made (9) and 3-pointers made (4)...scored 12 points and made three 3-pointers at Indiana (2/11)...scored six points in five minutes, going 2-for-2 from 3-point range at Denver (2/3)...tallied 12 points and three blocks at Utah (2/1)...scored eight points in eight minutes at Toronto (1/27)...made first career start at Miami (1/21) and finished with six points in 19 minutes...scored his first career NBA points vs. Indiana (11/3), connecting on both of his 3-point attempts to finish with six points...made his NBA debut at Detroit (10/30), recording one rebound...scored in double figures four times and scored 20 points once...DNP-CD 25 times.

PLAYOFF CAREER: Has appeared in 16 career postseason games (10 starts) with averages of 5.6 points, 3.2 rebounds and 1.6 blocks in 19.7 minutes...appeared in four games (two starts) for Detroit during the **2019 Playoffs**...averaged 5.5 points, 2.3 rebounds and 1.0 block in 17.3 minutes...in his six appearances (two starts) for Milwaukee in the **2018 Playoffs**, averaged 5.5 points, 3.8 rebounds and 1.8 blocks in 21.7 minutes...recorded a playoff career-best 14 points, five rebounds and five blocks in 25 minutes versus Boston on April 20...during the **2017 Playoffs**, started all six games with averages of 5.8 points, 3.2 rebounds and 1.8 blocks in 19.3 minutes.

HIGH SCHOOL CAREER: Spent two seasons at the Athlete Institute Academy (Mono, Ontario) playing in the Ontario Scholastic Basketball Association...named League MVP, Finals MVP and First-Team All-Star for the **2015-16** season...led Canada Elite to the title game of the Under Armour 17-and-under league after averaging 16.5 points and 11.8 rebounds at the UAA Finals in Georgia...played for Orangeville Prep (Orangeville, Ontario), a program associated with the Athlete Institute, in **2014-15**...represented the World Select team at the 2015 Nike Hoop Summit and had two points, 10 rebounds and one block in 14 minutes...posted 17 points, six rebounds, three blocks and two steals in the Ballislife All-American Game, earning MVP honors for Team Elite...Participated in the adidas Eurocamp in June 2014 and averaged 15.7 points and 6.6 rebounds over three games...named MVP at the adidas Nations tournament after averaging 13.2 points, 8.0 rebounds and 0.8 blocks in 22.0 minutes for Team Lillard...voted to the All-American team at the 2014 NBA Players Association Top 100 Camp...in **2013-14**, averaged 21.3 points, 13.3 rebounds, 4.2 blocks, 1.7 assists and 1.2 steals at Carlisle High School in Martinsville, Va...named Gatorade Virginia Boys Basketball Player of the Year...selected as Virginia Player of the Year and the MVP of the D-II state tournament...As a freshman (2012-13), averaged 23.4 points, 12.9 rebounds, 4.9 blocks, 2.1 assists and 1.7 steals over 23 games with Carlisle High School.

PERSONAL: Full name is Than Marial Maker...Was born in South Sudan but emigrated to Australia at the age of six...moved to the United States to play high school basketball in Louisiana, then Virginia...favorite non-basketball team is Arsenal...Twitter handle is @ThanMaker14.

THON MAKER																																
NBA REGULAR SEASON																																
TEAM	YEAR	GP	GS	MIN	MPG	TOTAL			3-POINT			FREE THROWS			REBOUNDS																	
						FGM	FGA	PCT	GM	GA	PCT	FTM	FTA	PCT	OFF	DEF	TOT	RPG	AST	APG	PF	DQ	STL	SPG	BLK	BPG	PTS	PPG				
MIL	16-17	57	34	522	9.9	83	181	.459	28	74	.378	32	49	.653	40	74	114	2.0	23	0.4	84	0	10	0.2	26	0.5	226	4.0				
MIL	17-18	74	12	1268	16.7	130	316	.411	31	104	.298	65	93	.699	75	150	225	3.0	46	0.6	162	1	38	0.5	53	0.7	356	4.8				
MIL/DET	18-19	64	5	972	15.2	109	268	.407	49	153	.320	56	84	.667	41	161	202	3.2	45	0.7	105	0	21	0.3	51	0.8	323	5.0				
DET	19-20	60	14	776	12.9	93	193	.482	22	64	.344	73	110	.664	54	113	167	2.8	43	0.7	102	1	25	0.4	39	0.7	281	4.7				
TOTAL						255	65	3548	13.9	415	958	.433	130	395	.329	226	336	673	210	498	708	2.8	157	0.6	453	2	94	0.4	169	0.7	1186	4.7
NBA PLAYOFFS																																
TEAM	YEAR	GP	GS	MIN	MPG	TOTAL			3-POINT			FREE THROWS			REBOUNDS																	
						FGM	FGA	PCT	GM	GA	PCT	FTM	FTA	PCT	OFF	DEF	TOT	RPG	AST	APG	PF	DQ	STL	SPG	BLK	BPG	PTS	PPG				
MIL	16-17	6	2	116	19.3	12	31	.387	2	10	.200	9	11	.818	8	11	19	3.2	12	2.0	18	0	5	0.8	11	1.8	35	5.8				
MIL	17-18	6	6	130	21.7	11	28	.393	6	20	.300	5	7	.714	6	17	23	3.8	5	0.8	17	1	2	0.3	11	1.8	33	5.5				
DET	18-19	4	2	69	17.3	7	26	.269	0	12	.000	8	9	.889	4	5	9	2.3	4	1.0	14	0	0	0.0	4	1.0	22	5.5				
TOTAL						16	10	315	19.7	30.5	.363	8	42	.190	22	27	.815	18	33	51	3.2	21	1.3	49	1	7	0.4	26	1.6	90	5.6	

MAKER HIGHS	2019-20 SEASON HIGHS	CAREER HIGHS	PLAYOFF HIGHS
Points	19 @ OKC 2/7/20	23 vs. DET 3/31/17	14 vs. BOS 4/20/18
Field Goals Made	7 @ OKC 2/7/20	9 vs. DET 3/31/17	3 4 Times
Field Goals Attempted	12 @ OKC 2/7/20	12 2 Times	10 @ MIL 4/14/19
Three Point Field Goals Made	3 vs. MIL 2/20/20	4 3 Times	3 vs. BOS 4/20/18
Three Point FG Attempted	5 3 Times	7 5 Times	6 @ MIL 4/14/19
Free Throws Made	8 vs. SAC 1/22/20	8 vs. SAC 1/22/20	5 vs. BOS 4/20/18
Free Throws Attempted	11 vs. SAC 1/22/20	11 vs. SAC 1/22/20	7 vs. BOS 4/20/18
Offensive Rebounds	6 vs. CHA 2/10/20	6 vs. CHA 2/10/20	3 vs. BOS 4/26/18
Defensive Rebounds	8 vs. SAC 1/22/20	8 vs. SAC 1/22/20	5 @ BOS 4/28/18
Total Rebounds	12 vs. CHA 2/10/20	12 vs. CHA 2/10/20	7 vs. BOS 4/26/18
Assists	2 13 Times	6 vs. CHI 3/10/19	4 2 Times
Steals	3 @ NYK 3/8/20	3 4 Times	2 vs. TOR 4/22/17
Blocks	4 vs. CLE 1/9/20	4 3 Times	5 3 Times
Minutes Played	34 @ OKC 2/7/20	42 @ IND 4/1/19	31 vs. BOS 4/22/18



JaVale McGee

6

HEIGHT 7-0
WEIGHT 270
DOB 01/19/88
YEAR 13TH

POSITION CENTER
FROM NEVADA '08 / USA



DRAFTED: Selected in the first round (18th overall pick) of the 2008 NBA Draft by the Washington Wizards.

HOW ACQUIRED: Acquired along with a 2026 second round draft pick from the Los Angeles Lakers in exchange for forwards Alfonzo McKinnie and Jordan Bell on Nov. 23, 2020.

2019-20: Appeared in 68 games (all starts) for the Los Angeles Lakers...averaged 6.6 points, 5.7 rebounds and 1.4 blocks in 16.6 minutes per game...had six double-digit rebounding performances, including two double-doubles...scored in double figures 14 times...had a season-best seven blocks in 24 minutes on March 1 at New Orleans...matched season-high 18 points in 18 minutes on Jan. 20 at Boston...tallied a career-high four assists on Jan. 1 vs. Phoenix...had five blocks in 15 minutes of play on Dec. 25 vs. L.A. Clippers, becoming the first Lakers player to tally at least five blocks in 15 minutes or less since Robert Horry in 1999 (12/7 vs. Washington)...tallied 15 points and 11 rebounds for second double-double of the season on Nov. 2 vs. Washington; with his second block of the night, became the ninth active player with at least 1,000 career blocks...registered first double-double of the season on Nov. 13 vs. Golden State by matching season highs in points (18), rebounds (17), assists (3) and steals (3)...became the first Lakers player with that line since Pau Gasol in January 2014...missed two games due to flu-like symptoms (1/23-1/25)...Inactive-CD once (8/6).

PROFESSIONAL CAREER: Owns career averages of 7.9 points on .575 shooting, 5.1 rebounds and 1.54 blocks in 17.3 minutes in 701 games (317 starts) over 12 seasons with Washington, Denver, Philadelphia, Dallas, Golden State and the L.A. Lakers...Last season, became one of 11 active players with at least 1,000 career blocks...recorded a career-high 12 blocks, to go with 11 points and 12 rebounds for a triple-double performance at Chicago on March 15, 2011...has 65 career double-doubles...

2018-19: Appeared in 75 games (62 starts) for the Lakers, averaging a career-high 12.0 points, 7.5 rebounds and 2.0 blocks in 22.3 minutes...scored in double figures in 48 games, including a career-high 10 20+ contests and one 30-point game...owned 18 double-digit rebounding performances, including 14 double-doubles...connected on at least 70 percent of his field goal attempts in 29 games...led the team in scoring twice, rebounds 22 times, steals 10 times, blocks 48 times and minutes once...recorded his 900th career block on Dec. 7 vs. San Antonio...had 23 points, 16 rebounds and a season-high-tying three assists on March 31 at New Orleans, his third 20-15 game in the month of March...finished with 20 points (9-11 FG), 15 rebounds and four blocks on March 26 vs. Washington, becoming the first player in NBA history to record at least 17 points, 14 rebounds and four blocks while shooting at 75% from the field in three consecutive games since blocks became an official stat (1973-74)...had career highs in points (33) and rebounds (20), also adding a game-high six blocks in 35 minutes on March 22 vs. Brooklyn; became the first NBA player to match that line in a single game since David Robinson (11/15/94 at DEN) and the first Lakers player with those totals since Kareem Abdul-Jabbar (2/3/78 at NJN); became the first player in 2018-19 to have a 30-20-5 game and only the fifth player in the NBA to do so since 2000 (joining A. Drummond, D. Cousins, Shaq and K. Garnett); also recorded a career-high 12 offensive rebounds matched the highest single-game total in the NBA this season...tied then-season-high 21 points (10-10 FG) with seven rebounds on March 2 at Phoenix, becoming the first Lakers player to remain perfect from the field with at least 10 shot attempts since 2010 (Pau Gasol, 10-10, 11/21/10 vs. GSW)...recorded a then-season-high tying 21 points (10-15 FG) and 13 rebounds 2/10 at PHI, his first 20-10 game as a Laker and the 12th of his career...tallied 17 points (7-12 FG) and 14 rebounds in 27 minutes off the bench, becoming one of nine Lakers players to match that line as a reserve and the first since Jordan Hill in 2015...Finished with a season-high seven blocks, 12 points and seven rebounds in 24 minutes on Nov. 25 vs. Orlando, becoming only that third Lakers player since 2000 to match that block total in a game...recorded 50th career double-double with 16 points, a then-season-high 15 rebounds, five blocks and two steals on Oct. 31 vs. Dallas; that game marked his first 15-15-5 game since 2012 (1/14/12 vs. PHI) and the team's first since Pau Gasol (1/20/14 at CHI); it was the 12th game of his career with 15+ boards and his first since April 15, 2013 (DEN at MIL)...finished with a then-season-high 21 points, seven rebounds, two assists, one steal and one block on Oct. 25 vs. Denver, putting together back-to-back 20-point scoring games for only the third time in his career...recorded the first points and five blocks on Oct. 20 vs. Houston; became the first Lakers player since Kareem Abdul-Jabbar (1980) to tally at least 15 points and five blocks in 20 or fewer minutes, and was the first NBA player to do so since 2007...missed seven games due to respiratory infection (12/16-12/28).

2017-18: NBA Champion with Golden State...appeared in 65 games (17 starts), averaging 4.8 points and 2.6 rebounds in 9.5 minutes...shot .621 from the field (136-219)...in 17 starts, averaged 6.8 points, 4.0 rebounds and 1.1 blocks in 13.8 minutes...led team in rebounds once...scored in double figures 11 times...scored a season-high 14 points with four rebounds and two blocks on Jan. at Utah...Inactive once and DNP-CD 16 times.

2016-17: NBA Champion with the Warriors...appeared in 77 games (10 starts), averaging 6.1 points and 3.2 rebounds in 9.6 minutes...shot .652 from the field (208-319)...in 10 starts, averaged 9.8 points and 5.2 rebounds...scored in double figures 16 times...scored a season-high 17 points (8-10 FG) with two rebounds, one assist and one block on Dec. 15 vs. New York...DNP-CD five times.

2015-16: Appeared in 34 games (two starts) for Dallas...averaged 5.1 points and 3.9 rebounds in 10.9 minutes...tallied one double-double...scored in double figures five times...scored a season-high 13 points with 11 rebounds, two steals and two blocks on Jan. 5 vs. SAC...Inactive 25 times, including the first 13 games (10/28-11/20) recovering from a left tibial stress fracture...DNP-CD 13 times.

2014-15: Split the season with Denver and Philadelphia...appeared in 23 combined games, averaging 4.6 points and 2.7 rebounds in 11.1 minutes...traded to the 76ers on Feb. 19...averaged 3.0 points and 2.2 rebounds in six appearances for the 76ers...averaged 5.2 points, 2.8 rebounds and 1.1 blocks in 17 appearances for the Nuggets...scored in double figures twice...scored a season-high 16 points with four rebounds and four blocks on Nov. 3 vs. SAC...Inactive 28 times...DNP-CD five times...missed three games with a left lower leg strain (12/7-12/10).

2013-14: Appeared in five games (five starts) for Denver, averaging 7.0 points, 3.4 rebounds and 1.4 blocks in 15.8 minutes...scored in double figures once...tallied a season-high 14 points along with three rebounds, one steal and two blocks on Nov. 7 vs. Atlanta...missed the final 77 games of the season (11/11-4/16) with a left tibial stress fracture.

2012-13: Appeared in 79 games for the Nuggets...averaged 9.1 points, 4.8 rebounds and 2.0 blocks in 18.1 minutes...shot .575 from the field (303-527)...ranked third in the NBA in field goal percentage (.575) and eighth in blocks per game (2.0)...tallied two double-doubles...scored in double figures 33 times, including two games of 20+...scored a season-high 21 points (10-11 FG) with 11 rebounds, two steals and three blocks on 3/20 at SAS...

2011-12: Split the season with Washington and Denver...appeared in 61 total games (45 starts), averaging a career-high 11.3 points, 7.8 rebounds and 2.2 blocks in 25.5 minutes...shot .556 from the field (307-552)...ranked second in the NBA in blocks per game (2.2) and fifth in field goal percentage (.556)...tallied 15 double-doubles...scored in double figures 35 times, including five games of 20+ points...traded to the Nuggets on March 15...averaged 10.3 points, 5.8 rebounds and 1.6 blocks in 20 appearances (five starts) with the Nuggets...averaged 11.9 points, 8.8 rebounds and 2.5 blocks in 41 appearances (40 starts) with the Wizards...scored a season-high 24 points with 13 rebounds, one assist and one block on Feb. 10 vs. Miami...finished with 23 points (11-13 FG), a career-high-tying 18 rebounds, two assists, one steal and five blocks on Jan. 14 vs. Philadelphia...DNP two games (3/17-3/19) while waiting completion of trade.

2010-11: Appeared in 79 games (75 starts) for Washington, averaging 10.1 points, a career-high 8.0 rebounds and a career-high 2.4 blocks in 27.8 minutes...shot .550 from the field (332-604)...ranked second in the NBA in blocks per game (2.4) and seventh in field goal percentage (.550)...tallied 21 double-doubles and one triple-double...scored in double figures 42 times, including six games with 20+ points...scored career-high 28 points (9-12 FG, 10-11 FT) with a career-high-tying 18 rebounds and five blocks on March 27 at Golden State...Recorded first career triple-double with 11 points, 12 rebounds and a career-high 12 blocks on March 15 at Chicago...his block total was the most blocks by an NBA player since 2000-01 and the most in a triple-double effort since Shawn Bradley in 1998...had 18 points, 17 rebounds and one steal on Feb. 25 at Miami...registered 16 points, 17 rebounds, one assist and three blocks on Feb. 9 vs. Milwaukee...had 24 points, a career-high 18 rebounds, two assists, two steals and four blocks on Nov. 23 vs. Philadelphia...missed two games with flu-like symptoms (1/28-1/29) and one game due to team suspension (12/26)

2009-10: Appeared in 60 games (19 starts) for the Wizards, averaging 6.4 points, 4.1 rebounds and 1.7 blocks in 16.1 minutes...shot .508 from the field (156-307)...tallied six double-doubles...scored in double figures 17 times, including two games of 20+ points...scored a season-high 25 points with 15 rebounds, one assist and three blocks on April 6 vs. Golden State...DNP-CD 22 times.

2008-09: Appeared in 75 games (14 starts) during his rookie season for Washington...averaged 6.5 points, 3.9 rebounds and 1.0 blocks in 15.2 minutes...tallied four double-doubles...scored in double figures 18 times...in first career start, tallied five points, five rebounds and one steal on Nov. 19 at Atlanta...in NBA debut, tallied two rebounds and one block in nine minutes on 10/29 vs. NJN...DNP-CD seven times.

PLAYOFF CAREER: Won three NBA championships with Golden State (2017, 2018) and the LA Lakers (2020)...in 58 career postseason games (23 starts), averaging 5.6 points, 4.1 rebounds and 1.10 blocks in 12.9 minutes...also shooting .612 from the field...played in 14 games (11 starts) during the Lakers' title run in the **2020 Playoffs**...averaged 2.9 points and 3.1 rebounds in 9.6 minutes while shooting .625 from the field...during the Warriors' championship run during the **2018 Playoffs**, appeared in 13 games (nine starts), averaging 6.5 points and 3.2 rebounds in 12.2 minutes...moved into first on the Warriors all-time playoffs field goal percentage list (minimum 100 attempts), shooting .702 (80-114) from the field...scored in double figures four times...during the **2017 Playoffs**, appeared in 16 games (one start) for the champion Warriors, averaging 5.9 points and 3.0 rebounds in 9.3 minutes...scored in double figures four times...played in two games for Dallas during the **2016 Playoffs**, averaging 2.0 points and 1.5 rebounds in 7.0 minutes...in the **2013 Playoffs**, appeared in six games (two starts) for Denver, averaging 7.2 points, 5.2 rebounds and 1.0 block in 18.7 minutes...scored in double figures once...in his first postseason appearance in the **2012 Playoffs**, appeared in seven games for the Nuggets, averaging 8.6 points, 9.6 rebounds and 3.1 blocks in 25.9 minutes...scored in double figures twice...tallied a playoff career-high 21 points, 14 rebounds, one assist and two blocks on May 8 at LA Lakers...recorded 16 points, a playoff career-high 15 rebounds, two assists, two steals and three blocks on May 4 vs. the Lakers...had a postseason career-best six blocks against the Lakers on May 1.

NOTABLE: Three-time NBA champion (2017, 2018, 2020).

COLLEGE CAREER: Appeared in 66 games (31 starts) across two seasons at Nevada, averaging 8.7 points, 4.8 rebounds and 1.8 blocks in 18.7 minutes...finished his collegiate career ranked fourth on Nevada's all-time blocks list (122)...connected on 54.2 percent (234-432) of his shots from the field at Nevada...as a sophomore in **2007-08**, appeared in 33 games (31 starts), averaging 14.1 points, 7.3 rebounds and 2.8 blocks in 27.3 minutes...earned Second Team All-WAC honoree and WAC All-Defensive Team selection...led the conference in blocks per game (2.8)...in his freshman year at Nevada in **2006-07** appeared in 33 games, averaging 3.3 points and 2.2 rebounds.

PERSONAL: Mother, Pamela McGee, was an All-American basketball player at USC who also played and coached in the WNBA...was the first son of a WNBA player to be drafted in the NBA...father, George Montgomery, played collegiately at Illinois and was a second round pick of the Portland Trail Blazers in 1985...co-founded Juglife, which promotes a healthy and active lifestyle by encouraging people to drink more water, and has helped build water wells in Africa, including a well at a school in Uganda, to provide access to clean water...took part in the NBA Africa Game 2018 as part of Team World...brought the Larry O'Brien Championship Trophy to his hometown of Flint, Michigan, for a parade on September 6, 2017, which was declared "JoVale McGee Day" by the mayor...hosted his seventh annual Turkey Giveaway in November 2017, where he helped distribute 500 turkeys to families in need, disabled veterans and seniors in Oakland, Los Angeles and his hometown, Flint...pledged to help Flint families and hosted the "Flint PAL Night" benefitting the Flint Police Activities League at the Detroit vs. Dallas game on 4/1/16...Was an early entry candidate in the 2008 NBA Draft...attended Detroit Country Day HS and Providence Christian HS in Michigan before playing his senior season at Hales Franciscan in Chicago...enjoys playing chess and video games.

JAVALE MCGEE																													
NBA REGULAR SEASON																													
TEAM	YEAR	GP	GS	MIN	MPG	TOTAL			3-POINT			FREETHROWS				REBOUNDS				AST	APG	PF	DQ	STL	SPG	BLK	BPG	PTS	PPG
						FGM	FGA	PCT	GM	GA	PCT	FTM	FTA	PCT	OFF	DEF	TOT	RPG											
WAS	08-09	75	14	1143	15.2	191	387	.494	0	0	---	107	162	.660	120	174	294	3.9	23	0.3	155	0	33	0.4	75	1.0	489	6.5	
WAS	09-10	60	19	968	16.1	156	307	.508	0	0	---	74	116	.638	88	155	243	4.1	14	0.2	122	2	16	0.3	101	1.7	386	6.4	
WAS	10-11	79	75	2193	27.8	332	604	.550	0	3	.000	134	230	.583	223	411	634	8.0	38	0.5	232	2	41	0.5	193	2.4	798	10.1	
WAS-DEN	11-12	61	45	1535	25.2	307	552	.556	0	0	---	77	167	.461	163	314	477	7.8	31	0.5	166	0	35	0.8	132	2.2	691	11.3	
DEN	12-13	79	0	1433	18.1	303	527	.575	1	1	1.000	110	196	.561	158	223	381	4.8	24	0.3	184	1	30	0.4	157	2.0	717	9.1	
DEN	13-14	5	5	79	15.8	17	38	.447	0	0	---	1	1	1.000	10	7	17	3.4	2	0.4	16	0	1	0.2	7	1.4	35	7.0	
DEN-PHI	14-15	23	0	255	11.1	42	79	.532	0	0	---	22	33	.667	18	43	61	2.7	3	0.1	30	0	2	0.1	20	0.9	106	4.6	
DAL	15-16	34	2	370	10.9	77	134	.575	0	1	.000	18	36	.500	53	80	133	3.9	3	0.1	49	0	5	0.1	26	0.8	172	5.1	
GSW	16-17	77	10	739	9.6	208	319	.652	0	3	.000	56	111	.505	100	144	244	3.2	17	0.2	109	0	19	0.2	67	0.9	472	6.1	
GSW	17-18	65	17	615	9.5	136	219	.621	0	6	.000	38	52	.731	59	110	169	2.6	33	0.5	91	1	21	0.3	57	0.9	310	4.8	
LAL	18-19	75	62	1671	22.3	400	641	.624	1	12	.083	96	152	.632	195	371	566	7.5	52	0.7	208	3	47	0.6	148	2.0	897	12.0	
LAL	19-20	68	68	1130	16.6	195	306	.637	6	6	.500	53	82	.646	125	265	390	5.7	37	0.5	159	0	36	0.5	94	1.4	446	6.6	
TOTAL		701	317	12131	17.3	2384	4113	.575	5	33	.152	766	1338	.562	1312	2297	3609	5.1	277	0.4	1521	0	286	0.4	1077	1.5	5519	7.9	
NBA PLAYOFFS																													
TEAM	YEAR	GP	GS	MIN	MPG	TOTAL			3-POINT			FREETHROWS				REBOUNDS				AST	APG	PF	DQ	STL	SPG	BLK	BPG	PTS	PPG
						FGM	FGA	PCT	GM	GA	PCT	FTM	FTA	PCT	OFF	DEF	TOT	RPG											
DEN	11-12	7	0	181	25.9	23	53	.434	0	0	---	14	26	.538	23	44	67	9.6	5	0.7	21	0	5	0.7	2.2	3.1	3.0	8.0	8.6
DEN	12-13	6	2	112	18.7	18	31	.581	0	0	---	7	18	.389	17	14	31	5.2	0	0.0	17	0	4	0.7	6	1.0	4.3	7.2	
DAL	15-16	2	0	14	7.0	1	2	.500	0	0	---	2	6	.333	2	1	3	1.5	0	0.0	3	0	1	0.5	0	0.0	4	2.0	
GSW	16-17	16	1	149	9.3	41	56	.732	0	0	---	13	18	.722	22	26	48	3.0	4	0.3	31	0	2	0.1	1.5	0.9	95	5.9	
GSW	17-18	13	9	158	12.2	39	58	.672	0	1	.000	6	9	.667	16	26	42	3.2	4	0.3	20	0	3	0.2	1.1	0.8	84	6.5	
LAL	19-20	14	11	135	9.6	20	32	.625	0	2	.000	1	2	.500	16	28	44	3.1	7	0.5	22	0	2	0.1	1.0	0.7	41	2.9	
TOTAL		58	23	749	12.9	142	232	.612	0	3	.000	43	79	.544	96	139	235	4.1	20	0.3	114	0	17	0.3	64	1.1	327	5.6	

MCGEE HIGHS	2019-20 SEASON HIGHS	CAREER HIGHS	PLAYOFF HIGHS
Points	18 2 Times	33 vs. BKN 3/22/19	21 @ LAL 5/8/12
Field Goals Made	8 vs. GSW 11/13/19	15 vs. BKN 3/22/19	9 @ LAL 5/8/12
Field Goals Attempted	12 vs. GSW 11/13/19	20 vs. BKN 3/22/19	12 2 Times
Three Point Field Goals Made	1 3 Times	1 5 Times	-
Three Point FG Attempted	2 @ BOS 1/20/20	2 3 Times	1 3 Times
Free Throws Made	5 vs. WAS 11/29/19	10 @ GSW 3/27/11	5 vs. SAS 4/14/18
Free Throws Attempted	6 vs. WAS 11/29/19	16 vs. TOR 12/3/12	6 5 Times
Offensive Rebounds	5 2 Times	12 vs. BKN 3/22/19	7 @ GSW 5/2/13
Defensive Rebounds	12 vs. GSW 11/13/19	14 vs. MIL 2/9/11	9 2 Times
Total Rebounds	17 vs. GSW 11/13/19	20 vs. BKN 3/22/19	15 vs. LAL 5/4/12
Assists	4 vs. PHX 1/1/20	4 vs. PHX 1/1/20	3 vs. POR 8/20/20
Steals	3 2 Times	3 8 Times	2 4 Times
Blocks	7 @ NOP 3/1/20	12 @ CHI 3/15/11	6 @ LAL 5/1/12
Minutes Played	29 vs. MEM 10/29/19	51 @ LAC 3/23/11	33 @ LAL 5/8/12




Larry Nance Jr.

22

HEIGHT 6-7
WEIGHT 245
DOB 01/01/93
YEAR 6TH

POSITION FORWARD
FROM WYOMING '15 / USA



DRAFTED: Selected in the first round (27th overall pick) of the 2015 NBA Draft by the Los Angeles Lakers.

HOW ACQUIRED: Acquired from the Los Angeles Lakers along with Jordan Clarkson in exchange for Isaiah Thomas, Channing Frye and Cleveland's own 2018 protected first round pick (protected 1-3) on February 8, 2018.

2019-20: Played in 56 games (10 starts) with Cleveland...averaged a career-best 10.1 points (.531 FG%, .352 3FG%), 7.3 rebounds, 2.2 assists and 1.0 steal in 26.3 minutes per contest...posted 12 double-doubles...knocked down a career-best 56 three-pointers...scored in double figures 28 times, including a career-high 9 consecutive games from Jan. 20 to Feb. 5 and in 18 of the final 22 games of the season...had 20+ points on three occasions...grabbed 10+ rebounds 16 times and a season-high 15 boards twice (2/26 vs. PHI, 3/4 vs. BOS)...ranked 6th among all bench players in rebounds per game (6.6 RPG in 46 bench appearances)...in 10 games as a starter, averaged a double-double with 14.6 points (.504 FG%), 10.4 rebounds, 3.1 assists, 1.50 steals and 0.70 blocks in 35.6 minutes...scored his 2,000th career point with his first basket at Orlando on Oct. 23...joined Hot Rod Williams and Fouts Walker as the only bench players in Cavaliers history to record 17+ points, 11+ rebounds and 7+ assists in a game (1/28/20 vs. NOP)...made his 1,000th career field goal with his sixth basket at Oklahoma City on Feb. 5...pulled down his 2,000th career rebound with his third board against the L.A. Clippers on Feb. 9...tallied a career-high 23 points (8-11 FG) while adding 12 rebounds, two assists, three steals and two blocks in 35 minutes of a win over Atlanta on Feb. 12...handed out a career-best eight assists to go with 16 points and eight rebounds versus Utah on March 2...became just the 4th Cavs player in franchise history to record 19+ points, 15+ rebounds, 4+ assists and 4+ steals when he did

so against Boston on March 4 (LeBron James, Ron Harper, Kevin Love)...shot a perfect 6-6 from the field and scored 16 points at Chicago on March 10...had at least one three-pointer in 36 games, including a career-best three triples in three different contests (11/5 vs. BOS, 11/29 vs. MIL, 3/8 vs. SAS)...led the Cavs in steals 17 times, blocks 15 times, rebounds nine times and assists twice...was a DND once...missed two games due to a left thumb sprain (11/17-18) and seven games due to left knee soreness (12/23-1/13)...was placed on the Inactive List eight times.

PROFESSIONAL CAREER: Has appeared in 315 career regular season games (95 starts) over five seasons with the L.A. Lakers and Cleveland...owns career averages of 8.1 points, 6.6 rebounds and 1.21 steals in 23.5 minutes per game...also shooting .537 from the field...has 51 career double-doubles.

2018-19: Played in 67 games (30 starts) with Cleveland...averaged career-highs in points (9.4), rebounds (8.2), assists (3.2), steals (1.49, 15th best in NBA) and minutes per game (26.8)...had a career-best 18 double-doubles; had a career-long six consecutive double-doubles from Jan. 29-Feb. 11...scored in double figures on 35 occasions...handed out a career-high seven assists on six occasions...pulled down 10 rebounds or more 25 times; had a stretch of seven straight contests with double-digit boards twice (1/29/23, 3/28/4-9)...swiped at least two steals on 27 occasions, three steals 17 times and a season-high four steals five times; recorded his 300th career steal with his second swipe at Brooklyn on March 6...tallied at least one steal in a career-high 15 consecutive games from Dec. 8-Jan. 5; totaled 33 steals over the streak...knocked down a career-best 33 three-pointers after only making 13 total in his first three NBA seasons...had his first career game-winning buzzer-beater with a tip-in at Indiana on Dec. 18, giving the Cavs a 92-91 victory...tallied a season-high 20 points versus Chicago on Dec. 23; also made his 700th career field goal with his seventh basket that night...posted 18 points on 7-8 (.875) shooting, 15 rebounds, seven assists and four steals in 36 minutes of work at Atlanta on Dec. 29; became the first NBA player since 1973-74 (when steals were first tracked) to put up at least 18 points, 15 rebounds, seven assists, four steals and a .875 FG% in a single game...grabbed a career-high 19 rebounds, to go with 10 points, six assists and three steals in 33 minutes at Washington on Feb. 8...led or tied for the team lead in steals 37 times, rebounds 27 times, blocks 25 times, assists 24 times and points two times...was a DNP-CD once and a DND once...missed two games due to a right ankle sprain on 10/17 and 10/19; missed one game due to a right knee injury on 1/9; missed seven games due to a right knee sprain from 1/11-1/23; missed five games due to a rib contusion from 3/11-3/18...was placed on the Inactive List 13 times.

2017-18: Played in 66 games (26 starts) with Cleveland and the L.A. Lakers...averaged 8.7 points on a career-best .581 shooting, 6.8 rebounds and 1.3 steals in 21.5 minutes per game...with the Cavs, appeared in 24 contests (nine starts) and averaged 8.9 points on .550 shooting, 7.0 rebounds and 1.2 steals in 20.8 minutes per game...played in 42 games (17 starts) for the Lakers, averaging 8.6 points on .601 shooting, 6.8 rebounds, 1.4 assists and 1.4 steals in 22.0 minutes per game...scored in double figures on 28 occasions, including 11 times with Cleveland...pulled down 10 or more rebounds on 16 occasions, including seven times as a Cavalier...recorded 11 double-doubles (five with Cleveland)...participated in the Verizon Slam Dunk Contest at 2018 NBA All-Star Weekend, where he finished in second place...set career highs in points, rebounds and field goals made in his first start with the Cavs, when he had a double-double of 22 points on 9-15 (.600) shooting and 15 rebounds while adding two steals in 32 minutes versus Detroit on March 5; it was his first career 20-point performance; along with his father, Larry Nance Sr. (149 20-pt games for Cavs from 1988-1994), became just the 5th father-son duo to score at least 20 points a game for the same franchise, joining Rick and Jon Barry (Houston Rockets), Doc and Austin Rivers (Los Angeles Clippers), Ernie and Kiki Vandeweghe (New York Knicks) and Gerald Henderson Jr. and Sr. (Philadelphia 76ers)...had a season-high, career-high tying three blocks on two occasions, Jan. 15 at Memphis and March 1 versus Philadelphia...swiped a season-high four steals in five games...dished out a season-high five assists on Nov. 29 versus Golden State...had consecutive double-digit scoring outings in a career-high 7 games from Feb. 27-March 11 and posted 4 double-doubles over that span...set a new career high in offensive rebounds with eight on Dec. 14 versus Cleveland as a Laker; tied that career high as a Cavalier with eight offensive boards in 25 minutes at Oklahoma City on Feb. 13...grabbed his 1,000th career rebound with his 7th board versus Brooklyn on Feb. 27; finished that contest with his first double-double by posting 10 points and 10 rebounds in 26 minutes...recorded a season-high tying four steals in 20 minutes at Charlotte on March 28...tallied his 100th career block at New York on April 9...with the Lakers, led or tied for the team lead in rebounding 14 times, steals 15 times and blocks 6 times...with Cleveland, led or tied for the team lead in rebounds six times, steals seven times and blocks eight times...missed 11 games with the Lakers due to a second metacarpal fracture, left hand from Nov. 3-22; missed four games for Cleveland due to night hamstring soreness from March 15-21...was placed on the Inactive List four times on the season.

2016-17: Suited up in 63 games (seven starts) with the Lakers, posting averages of 7.1 points, 5.9 rebounds, 1.5 assists and 1.3 steals in 22.9 minutes...registered seven double-doubles on the season...scored 10+ points in 19 contests...recorded 10+ rebounds 11 times...corralled one career-high tying 14 rebounds 4/2 vs. Memphis...led the team in rebounding 14 times...paced the team in steals on 16 occasions, including a career-high six steals 11/1 at Indiana...was one of only seven forwards in the NBA to tally 6+ steals in a game...led the team in blocks on 19 occasions, recording a career-best three blocks four times throughout the year...had 13 points, 11 rebounds, two assists and three steals in the season finale on 4/12 at Golden State...recorded a double-double with 10 points, 10 rebounds and a then career-high six assists on 4/9 vs. Minnesota...tallied his fifth double-double of the year with 12 points and 14 rebounds in a career-high 40 minutes on 4/2 vs. Memphis...netted 13 points, seven rebounds and five assists on 3/24 vs. Minnesota...tied career highs in offensive rebounds (6) and blocks (3) on 2/24 at Oklahoma City...set a career high in free throws by going 9-10 on 2/10 at Milwaukee...notched a then career-high-tying 18 points to go with 11 rebounds and a then career-high four assists 2/3 at Boston...recorded his first double-double of the season with 12 points and 10 rebounds 11/27 vs. Atlanta, finishing at +25 on the night...tied a career-high with six steals 11/1 at Indiana...missed 18 games due to injury: one with a concussion (11/8), one with a right knee contusion (12/3) and 16 with a left knee bone bruise (12/22-2/20).

2015-16: Played in 63 games (22 starts) in his rookie season for Los Angeles...averaged 5.5 points, 5.0 rebounds, 0.7 assists, 0.86 steals and 0.37 blocks in 20.1 minutes...reached double-figures in scoring nine times...had five games of 10+ rebounds...tallied three double-doubles...finished 3rd among rookies in FG% (.527) and 10th in rebounds per game (5.0)...recorded a career-high six steals 1/14 at Golden State, becoming the first Lakers rookie since Eddie Jones (11/8/1994 at New York) to have at least six takeaways in a game...grabbed six offensive rebounds 1/1 vs. Philadelphia, and followed up the next game with 10 defensive caroms 1/3 vs. Phoenix, marking career-bests...had 15 points and 14 rebounds on 7-10 shooting 1/3 vs. Phoenix...notched third career double-double with 10 points and 11 rebounds 1/10 vs. Utah...tied a career-high with three blocks 3/18 vs. Phoenix...scored six points with five rebounds in his NBA debut 11/6 at Brooklyn...went a perfect 6-6 from the field for 13 points with three rebounds 11/11 at Orlando...made first career start 12/7 at Toronto, totalling six points, six rebounds and three blocks...had a career-high 17 points (8-12 FG) with 11 rebounds and two steals 12/27 at Memphis...missed 14 total games: One with tendinitis in the right knee (10/28), and 13 as result of a sore right knee (11/17-23, 1/31-2/10, 3/2, 3/22, 4/5)...DNP-CD three times...Inactive twice.

PLAYOFF CAREER: Appeared in 20 games during Cleveland's NBA Finals run in the **2018 Playoffs**...averaged 4.8 points and 4.5 rebounds in 15.4 minutes per game...scored in double figures twice...shot a perfect 5-5 from the field for 10 points and added seven rebounds and two steals in 22 minutes against Boston in Game 6 of the Eastern Conference Finals on May 25.

NOTABLE: Participated in the Verizon Slam Dunk Contest at 2018 NBA All-Star Weekend in Los Angeles, where he finished in second place.

PERSONAL: Parents are Larry Sr. and Jaynee Nance...has an older sister, Casey, who played basketball at the University of Dayton and a younger brother, Pete...Larry Sr., a three-time NBA All-Star, NBA All-Defensive First Team member and winner of the inaugural NBA Slam Dunk Contest in 1984, played 13 seasons in the NBA, including over six seasons with the Cavaliers...Nance Jr. wears his father's retired #22 jersey with the Cavs to honor him...graduated with a degree from Wyoming in criminal justice...prized possession is his Mountain West Championship ring...played for the Revere High School Minutemen in Ohio prior to Wyoming, leading his team to consecutive Suburban League Championship games his final two seasons, while being named Second Team All-Ohio, First Team All-Suburban League and First Team All-District following senior season...the two league championships were the first for Revere High School since 1976...was Revere's team MVP and left as the all-time leader in blocked shots for a career, season and game...didn't play organized basketball until he was 13...stood 5'11" and played guard as a high school freshman...diagnosed with Crohn's Disease as a sophomore in high school but has excelled despite it...looks up to former NFL quarterback David Garard, who was diagnosed with Crohn's in 2004 while playing for the Jacksonville Jaguars...Is an avid video game...spends the offseason going to the beach...volunteers at local youth hospitals, sharing his story on his fight with Crohn's Disease...actively involved in Cavaliers Community appearances.

LARRY NANCE JR.																													
NBA REGULAR SEASON																													
		TOTAL						3-POINT					FREE THROWS					REBOUNDS											
TEAM	YEAR	GP	GS	MIN	MPG	FGM	FGA	PCT	GM	GA	PCT	FTM	FTA	PCT	OFF	DEF	TOT	RPG	AST	APG	PF	DQ	STL	SPG	BLK	BPG	PTS	PPG	
LAL	15-16	63	22	1266	20.1	158	300	527	1	10	100	32	47	681	101	211	312	5.0	44	0.7	124	0	54	0.9	23	0.4	349	5.5	
LAL	16-17	63	7	1442	22.9	190	361	526	10	36	278	59	80	738	120	249	369	5.9	96	1.5	149	0	82	1.3	39	0.6	449	7.1	
LAL-CLE	17-18	66	26	1421	21.33	240	413	581	2	12	167	91	137	664	161	291	452	6.8	82	1.2	172	0	88	1.3	38	0.6	573	8.7	
CLE	18-19	67	30	1795	26.8	249	479	520	33	98	337	96	134	716	168	384	552	8.2	214	3.2	192	2	100	1.5	40	0.6	627	9.4	
CLE	19-20	66	10	1472	26.3	229	431	531	66	159	352	50	74	676	106	303	409	7.3	123	2.2	91	0	56	1.0	22	0.4	564	10.1	
TOTAL		315	95	7396	23.5	1066	1984	537	102	315	324	328	472	695	656	1438	2094	6.6	559	1.8	728	2	380	1.2	162	0.5	2562	8.1	
NBA PLAYOFFS																													
		TOTAL						3-POINT					FREE THROWS					REBOUNDS											
TEAM	YEAR	GP	GS	MIN	MPG	FGM	FGA	PCT	GM	GA	PCT	FTM	FTA	PCT	OFF	DEF	TOT	RPG	AST	APG	PF	DQ	STL	SPG	BLK	BPG	PTS	PPG	
CLE	17-18	20	0	307	15.4	41	60	683	0	1	000	14	21	452	35	55	90	4.5	18	0.9	35	0	16	0.8	14	0.7	96	4.8	
COLLEGE CAREER																													
		TOTAL						3-POINT					FREE THROWS					REBOUNDS											
TEAM	YEAR	GP	GS	MIN	MPG	FGM	FGA	PCT	GM	GA	PCT	FTM	FTA	PCT	OFF	DEF	TOT	RPG	AST	APG	PF	DQ	STL	SPG	BLK	BPG	PTS	PPG	
WYO	11-12	33	0	589	17.8	49	106	462	3	9	333	35	43	814	41	89	130	3.9	13	0.4	57	0	25	0.8	19	0.6	136	4.1	
WYO	13-14	33	33	1057	32.0	129	242	533	10	29	345	84	112	750	64	164	228	6.9	41	1.2	85	0	42	1.3	24	0.7	352	10.7	
WYO	13-14	26	26	902	34.7	147	270	544	9	38	237	97	128	758	33	179	212	8.2	42	1.6	85	0	37	1.4	55	2.1	400	15.4	
WYO	14-15	31	30	1082	34.9	185	360	514	14	42	333	114	145	786	44	180	224	7.2	76	2.5	69	0	37	1.2	37	1.2	498	16.1	
TOTAL		123	89	3630	29.5	510	978	521	36	118	305	330	428	771	182	612	794	6.5	172	1.4	206	0	141	1.1	135	1.1	1386	11.3	

NANCE JR. HIGHS	2019-20 SEASON HIGHS	CAREER HIGHS	PLAYOFF HIGHS
Points	23 vs. ATL 2/12/20	23 vs. ATL 2/12/20	10 2 Times
Field Goals Made	10 vs. WAS 1/23/20	10 vs. WAS 1/23/20	5 2 Times
Field Goals Attempted	17 vs. UTA 3/2/20	17 vs. UTA 3/2/20	7 2 Times
Three Point Field Goals Made	3 3 Times	3 4 Times	-
Three Point FG Attempted	6 3 Times	6 3 Times	-
Free Throws Made	5 2 Times	9 @ MIL 2/10/17	5 vs. BOS 5/21/18
Free Throws Attempted	6 2 Times	10 @ MIL 2/10/17	7 vs. BOS 5/21/18
Offensive Rebounds	5 5 Times	10 vs. NYK 2/11/19	6 vs. GSW 6/8/18
Defensive Rebounds	13 vs. PHI 2/26/20	15 @ SAC 4/4/19	7 @ GSW 5/31/18
Total Rebounds	15 2 Times	19 @ WAS 2/8/19	11 @ GSW 5/31/18
Assists	8 vs. UTA 3/2/20	8 vs. UTA 3/2/20	4 vs. GSW 6/8/18
Steals	4 vs. BOS 3/4/20	6 2 Times	3 vs. BOS 5/19/18
Blocks	2 4 Times	4 @ CHI 11/10/18	4 @ BOS 5/23/18
Minutes Played	43 vs. SAS 3/8/20	43 vs. SAS 3/8/20	30 vs. IND 4/15/18



Isaac Okoro

35

HEIGHT 6-5
WEIGHT 225
DOB 01/26/01
YEAR R

POSITION GUARD
FROM AUBURN '20 / USA



DRAFTED: Selected in the first round (5th overall pick) of the 2020 NBA Draft by the Cleveland Cavaliers.

COLLEGE CAREER: Played one season at Auburn...started all 28 games as a freshman in **2019-20** and averaged 12.8 points, 4.4 rebounds, 2.0 assists, 0.9 steals and 0.9 blocks in 31.5 minutes per contest...shot .510 from the field, which ranked 10th among NCAA Division I freshmen...Sixth player in SEC history to be named to an All-Conference team, All-Defensive team and All-Freshman team in the same season by the league's coaches, joining Kentucky's Anthony Davis (2011-12), Michael Kidd-Gilchrist (2011-12) and Nerlens Noel (2012-13), LSU's Jordan Mickey (2013-14) and Texas A&M's Robert Williams (2016-17)...became the fourth Auburn player to earn SEC Freshman of the Week twice in a season (Nov. 18 and Dec. 9)...second Auburn freshman since 1990 to score in double figures in each of his first six NCAA games...hit the game-winning shot with 2.9 seconds left at South Alabama (Nov. 15)...scored a career-high 23 points vs. Vanderbilt (Jan. 8).

NOTABLE: Won gold medal with 2018 USA U17 World Cup Team, averaging 4.3 points per game to help USA to a 7-0 record from June 30-July 8 in Santa Fe, Argentina...took part in 2017 USA Basketball Men's Junior National Team Minicamp...participated in 2016 Junior National Team Minicamp.

PERSONAL: Named to the Auburn Athletic Director's Honor Roll after maintaining at least a 3.5 GPA in the fall...son of Godwin and Gloria Okoro...father, Godwin, emigrated from Nigeria to the United States in the 1980s...played at McEachern High School where he had his No. 35 jersey retired...was a four-time all-state selection...led team to 32-0 record and the state title in 2018-19, the first in the school's history...team was ranked No. 1 in the country according to MaxPreps, BlueStar Media and the Prep Circuit Power 50...averaged 19.7 points, 10.1 rebounds, 3.2 assists and 2.7 steals as a senior...named the 2019 AIC Player of the Year...graduated with honors...has three siblings: Michael, Rachel and Ashley.

ISAAC OKORO																													
COLLEGE CAREER																													
TEAM	YEAR	GP	GS	MIN	MPG	TOTAL			3-POINT			FREE THROWS			REBOUNDS				AST	APG	PF	DQ	STL	SPG	BLK	BPG	PTS	PPG	
						FGM	FGA	PCT	GM	GA	PCT	FTM	FTA	PCT	OFF	DEF	TOT	RPG											
AU	19-20	28	28	881	31.5	125	245	.510	20	70	.286	89	132	.674	53	71	124	4.4	57	2.0	76	0	26	0.9	25	0.9	359	12.8	



Cedi Osman

16

HEIGHT 6-7
WEIGHT 230
DOB 04/08/95
YEAR 4TH

POSITION FORWARD
FROM ANADOLU EFES (TURKEY) '15 /
MACEDONIA/TURKEY



DRAFTED: Selected by the Minnesota Timberwolves in the second round (31st overall pick) of the 2015 NBA Draft.

HOW ACQUIRED: Signed as a free agent on July 18, 2017.

2019-20: One of two Cavs players to start in all 65 games (Collin Sexton)...averaged 11.1 points on .437 shooting from the field, 3.5 rebounds and 2.4 assists in 29.4 minutes per contest...also shot a career-high and team-best .383 from three-point range...scored in double figures in 40 contests and 20+ points four times...recorded two double-doubles, an 11-point, 12-rebound effort at Denver on Jan. 11 and a 16-point, 10-rebound performance at Washington on Feb. 21...tallied a season-high 22 points (7-13 FG, 5-9 3FG) and four rebounds against Oklahoma City on Jan. 4...grabbed a career-high 12 rebounds twice (11/23 vs. POR, 1/11 at DEN)...tied his career high with four steals versus Orlando on Dec. 6...scored 18 points on 7-8 (.875) shooting from the field in 27 minutes against Charlotte on Jan. 2...his .875 FG% set a career high (in games with 3+ FGA)...had 19 points, seven rebounds and a season-high tying seven assists in 38 minutes at Miami on Feb. 22...played in his 200th career game and made his 700th career field goal against Denver on March 7...knocked down at least one three-pointer in 51 of 65 games...led the Cavs in scoring once, rebounds twice, assists 10 times, steals 13 times and blocks nine times.

PROFESSIONAL CAREER: Has played in 202 career contests (152 starts) over three seasons with the Cavaliers...holds career averages of 9.6 points on .437 shooting, 3.5 rebounds and 1.9 assists in 24.9 minutes per game...also shooting .364 from three-point territory and .717 from the charity stripe.

2018-19: Appeared in 76 games (75 starts) for the Cavaliers, averaging 13.0 points, 4.7 rebounds and 2.6 assists in 32.2 minutes per contest...shot .427 from the field, .348 from three-point range and .779 from the free throw line...scored in double figures 52 times, including 13 games with 20 points or more...pulled down double-digit rebounds on three occasions...also had three double-doubles...increased his scoring average from 2017-18 by 9.1 points (3.9 to 13.0), the 3rd highest points per game increase in the NBA for players who took a minimum of 150 FGA both seasons, trailing only Pascal Siakam (+9.6, 7.3 to 16.9) and Derrick Rose (8.4 to 18.0)...had a career-high 29 points on 11-20 (.550) shooting in 39 minutes versus Miami on Jan. 25...grabbed a career-high 10 rebounds on three occasions...dished out a career-high eight assists in 35 minutes at Minnesota on Oct. 19, while also tallying his 100th career field goal with his 5th basket of the night...drained a career-high six three-pointers twice...notched a career-high two blocks in 32 minutes at New York on Feb. 28...swiped a career-high four steals in 33 minutes at L.A. Clippers on March 30...played in his 100th career game against Indiana on Jan. 8...tallied his 1,000th career point with his fourth point at Brooklyn on March 6...was named to the 2019 MTN DEW ICE Rising Stars World Team on Jan. 29...became the 19th Cavalier to play in the Rising Stars since its inception in 1994, and the first since Matthew Dellavedova played with the World Team in 2015...tallied his first career double-double with 17 points on 5-10 (.500) from the field, including a perfect 2-2 (1.000) from deep, and 10 rebounds in 33 minutes at Toronto on Oct. 17...had a double-double with 11 points and 10 rebounds in 43 minutes at Orlando on Nov. 5...also recorded a double-double with 14 points and 10 rebounds in 40 minutes at Oklahoma City on Nov. 28...led or tied for the team lead in points eight times, rebounds five times, assists 14 times, steals 17 times and blocks eight times...was marked as DND one time...missed two games due to low back soreness on Nov. 10 and 13...missed four games due to a right ankle sprain from Feb. 5-11...was placed on the Inactive List four times.

2017-18: Played in 61 games (12 starts) with Cleveland, averaging 3.9 points on .484 shooting (.368 3FG%) and 2.0 rebounds in 11.0 minutes...scored in double figures on seven occasions...in his first start of the season, scored 16 points on 6-9 (.667) shooting, three rebounds, five assists and a season-high three steals in 39 minutes at Atlanta on Feb. 9...recorded a career-high 18 points, a career-high seven rebounds and a career-high six assists in 39 minutes against New York on April 11...led the team in assists once, steals three times and blocks twice...also made one appearance with the Canton Charge, posting 21 points, eight rebounds, two assists, four steals and two blocks in 39 minutes against the Long Island Nets on Nov. 25.

PLAYOFF CAREER: During the **2018 Playoffs**, appeared in 14 games with the Cavaliers...logged five points, two rebounds and two assists in 21 minutes in the Eastern Conference Semifinals against Toronto on May 7.

INTERNATIONAL CAREER: Appeared in 70 total games (62 starts) between the Turkish BSL and Euroleague for Anadolu Efes in **2016-17**...averaged 10.2 points on .462 shooting, 3.4 rebounds and 1.1 steal in 22.1 minutes...in 35 total games in the Turkish BSL, averaged 13.2 points on .496 shooting, 4.1 rebounds and 1.5 steals in 25.7 minutes...also played in 35 contests (34 starts) in Euroleague, averaging 7.1 points and 2.1 rebounds in 18.6 minutes...during the **2015-16** season, appeared in 61 total contests (36 starts) with Anadolu Efes between the Turkish BSL and Euroleague...averaged 9.1 points on .466 shooting and 3.4 rebounds in 21.8 minutes...in Turkish BSL action, appeared in 38 games (24 starts), averaged 9.8 points on .479 shooting from the field and a .404 clip on three-pointers, 3.6 rebounds and 1.0 steal in 22.9 minutes...also played in 23 games (12 starts) in Euroleague action, averaging 7.9 points on .449 shooting and 3.1 rebounds in 20.0 minutes...in **2014-15**, saw action in 66 total games (27 starts) for Anadolu Efes in Turkish BSL and Euroleague play, averaging 7.6 points and 4.1 rebounds in 20.5 minutes...in Turkish BSL action, appeared in 39 games (20 starts), averaging 8.3 points and 4.3 rebounds in 21.3 minutes...in Euroleague, averaged 6.7 points and 3.7 rebounds in 19.3 minutes...in **2013-14**, played in 41 combined games, starting 11, for Anadolu Efes in the Turkish BSL and Euroleague...averaged 4.9 points and 2.4 rebounds in 15.3 minutes...in the Turkish BSL, appeared in 28 contests (11 starts), averaging 5.4 points, 2.7 rebounds and 1.0 steal in 17.1 minutes...also played in 13 games in the Euroleague, averaging 3.8 points on .436 shooting and a .524 mark from deep, to go along with 1.7 rebounds in 11.6 minutes...played in three games for Anadolu Efes of the Turkish BSL in the **2012-13** campaign, averaging 5.3 points on .875 shooting and 1.0 steal in 6.5 minutes...also appeared in 31 contests with Pertevniyal Istanbul of the Turkish TBL, averaging 11.2 points, 3.0 rebounds and 1.2 steals in 26.1 minutes...in **2011-12**, played in 34 total contests (13 starts) for the Anadolu Efes Junior Team of the adidas Next Generation Tournament and Pertevniyal Istanbul of the Turkish TBL...averaged 5.6 points, 2.2 rebounds and 1.1 steals in 16.3 minutes of play...played and started in two games for the Anadolu Efes Junior Team, averaging 14.0 points on .588 shooting and a .400 clip from beyond the arc, 6.5 rebounds and 5.0 steals in 28.8 minutes...also saw action in 32 games (11 starts) for Pertevniyal Istanbul, averaging 5.0 points and 1.9 rebounds in 15.5 minutes.

NOTABLE: Was named to the World Team for the 2019 MTN DEW ICE Rising Stars at NBA All-Star Weekend 2019 in Charlotte...had two points, three rebounds, four assists and two steals in 15 minutes of action for the World Team in the game, held on Feb. 15, 2019...represented Turkey in the FIBA World Cup 2019 and the 2018 FIBA World Cup qualifying tournament...BSL All-Star (2015, 2016, 2017)...2015 Turkish Cup winner...2015 Turkish Supercup winner...2014 FIBA Europe Under-20 Championship MVP...2012 Albert Schweitzer Tournament Most Talented Player...member of the Turkish national basketball team.

PERSONAL: Born in Ohrid, Macedonia...spent part of his childhood living in Bosnia after moving there as a young child...name is pronounced JED-e AUS-min...favorite hobbies are playing video games and watching TV/movies...favorite sport other than basketball is volleyball...favorite movie is Green Mile...favorite childhood superhero was the Incredible Hulk...favorite food is sushi...was appointed as UNICEF's Goodwill Ambassador in October 2020 to help focus on youth engagement and sports.

CEDI OSMAN

NBA REGULAR SEASON																												
TEAM	YEAR	GP	GS	MIN	MPG	TOTAL			3-POINT			FREE THROWS			REBOUNDS			AST	APG	PF	DQ	STL	SPG	BLK	BPG	PTS	PPG	
						FGM	FGA	PCT	GM	GA	PCT	FTM	FTA	PCT	OFF	DEF	TOT											RDG
CLE	17-18	61	12	672	11.0	90	196	.454	32	87	.368	26	46	.565	19	101	120	2.0	41	0.7	78	0	22	0.4	3	0.0	238	3.9
CLE	18-19	76	75	2444	32.2	360	844	.427	130	374	.348	141	181	.779	45	312	357	4.7	195	2.6	195	3	60	0.8	11	0.1	991	13.0
CLE	19-20	65	65	1910	29.4	266	609	.437	123	321	.383	63	94	.670	39	192	231	3.6	154	2.4	160	0	54	0.8	16	0.3	718	11.0
TOTAL		202	152	5026	24.9	716	1639	.437	285	782	.364	230	321	.717	103	605	706	3.5	300	1.9	433	3	136	0.7	30	0.1	1947	9.6

NBA PLAYOFFS																											
TEAM	YEAR	GP	GS	MIN	MPG	TOTAL			3-POINT			FREE THROWS			REBOUNDS			AST	APG	PF	STL	SPG	BLK	BPG	PTS	PPG	
						FGM	FGA	PCT	GM	GA	PCT	FTM	FTA	PCT	OFF	DEF	TOT										
CLE	17-18	14	0	62	4.4	6	18	.333	1	7	.143	1	4	.250	1	6	7	0.5	3	0.2	5	3	0.2	0	0.0	14	1.0

NBA G LEAGUE REGULAR SEASON																											
TEAM	YEAR	GP	GS	MIN	MPG	TOTAL			3-POINT			FREE THROWS			REBOUNDS			AST	APG	PF	STL	SPG	BLK	BPG	PTS	PPG	
						FGM	FGA	PCT	GM	GA	PCT	FTM	FTA	PCT	OFF	DEF	TOT										RPG
CTN	17-18	1	1	39	39.0	7	23	.304	2	10	.200	5	9	.556	1	7	8	8.0	2	2.0	4	4	4.0	0	0.0	14	14.0

BSL - TURKEY																											
						TOTAL			3-POINT			FREE THROWS			REBOUNDS												
TEAM	YEAR	GP	GS	MIN	MPG	FGM	FGA	PCT	GM	GA	PCT	FTM	FTA	PCT	OFF	DEF	TOT	RPG	AST	APG	PF	STL	SPG	BLK	BPG	PTS	PPG
ADE	12-13	3	0	20	6.7	7	8	.875	2	2	1.000	0	0	---	1	1	2	0.7	1	0.3	1	3	1.0	0	---	16	5.3
ADE	13-14	28	11	478	17.1	51	124	.411	15	58	.259	34	48	.708	15	60	75	2.7	33	1.2	51	28	1.0	2	0.1	151	5.4
ADE	14-15	39	20	831	21.3	110	262	.420	36	103	.350	66	97	.680	39	129	168	4.3	41	1.1	99	39	1.0	13	0.3	322	8.3
ADE	15-16	38	24	870	22.9	135	282	.479	63	156	.404	39	59	.661	25	113	138	3.6	39	1.0	89	39	1.0	9	0.2	372	9.8
ADE	16-17	35	28	800	25.7	168	339	.496	59	154	.383	68	92	.739	33	110	143	4.1	45	1.3	86	53	1.5	9	0.3	463	13.2
TOTAL		143	83	3099	21.7	471	1015	.464	175	473	.370	207	296	.699	113	413	526	3.7	159	1.1	326	162	1.1	33	0.2	1324	9.3

EUROLEAGUE																											
TEAM	YEAR	GP	GS	MIN	MPG	TOTAL			GM	3-POINT			FREE THROWS			REBOUNDS			AST	APG	PF	STL	SPG	BLK	BPG	PTS	PPG
						FGM	FGA	PCT		FTM	FTA	PCT	OFF	DEF	TOT	FTM	FTA	PCT									
ADE	13-14	13	0	151	11.6	17	39	.436	11	21	.524	4	10	.400	5	17	22	1.7	12	0.9	24	6	0.5	1	0.1	49	3.8
ADE	14-15	27	7	522	19.3	60	151	.397	20	66	.303	40	60	.667	22	77	99	3.7	29	1.1	63	19	0.7	8	0.3	180	6.7
ADE	15-16	23	12	459	20.0	63	143	.441	27	71	.380	29	38	.763	24	47	71	3.1	17	0.7	35	21	0.9	2	0.1	182	7.9
ADE	16-17	35	34	649	18.5	88	215	.409	36	106	.340	37	47	.787	29	68	97	2.8	26	0.7	63	21	0.6	3	0.1	249	7.1
TOTAL		98	53	1781	18.2	228	548	.416	94	264	.356	110	155	.710	80	209	289	2.9	84	0.9	185	67	0.7	14	0.1	660	6.7

OSMAN HIGHS	2019-20 SEASON HIGHS	CAREER HIGHS	PLAYOFF HIGHS
Points	22 vs. OKC 1/4/20	29 vs. MIA 1/25/19	5 vs. TOR 5/7/18
Field Goals Made	8 2 Times	11 vs. MIA 1/25/19	2 vs. TOR 5/7/18
Field Goals Attempted	16 2 Times	20 vs. MIA 1/25/19	5 vs. TOR 5/7/18
Three Point Field Goals Made	5 3 Times	6 2 Times	1 vs. TOR 5/7/18
Three Point FG Attempted	11 @ MIA 2/22/20	11 @ MIA 2/22/20	3 vs. TOR 5/7/18
Free Throws Made	6 vs. ORL 11/27/19	7 2 Times	1 vs. BOS 5/19/18
Free Throws Attempted	6 2 Times	9 2 Times	2 2 Times
Offensive Rebounds	4 vs. UTA 3/2/20	4 vs. UTA 3/2/20	1 vs. TOR 5/7/18
Defensive Rebounds	12 @ DEN 1/11/20	12 @ DEN 1/11/20	2 @ BOS 5/13/18
Total Rebounds	12 2 Times	12 2 Times	2 2 Times
Assists	7 2 Times	8 @ MIN 10/19/18	2 vs. TOR 5/7/18
Steals	4 vs. ORL 12/6/19	4 2 Times	1 3 Times
Blocks	1 16 Times	2 @ NYK 2/28/19	-
Minutes Played	43 vs. BOS 3/4/20	43 2 Times	21 vs. TOR 5/7/18



Kevin Porter Jr.

4

HEIGHT 6-4
WEIGHT 203
DOB 05/04/00
YEAR 2ND

POSITION GUARD
FROM USC '19 / USA



DRAFTED: Selected in the first round (30th overall pick) of the 2019 NBA Draft by the Milwaukee Bucks.

HOW ACQUIRED: Acquired from the Detroit Pistons in exchange for Utah's 2020 second round pick, Portland's 2021 and 2023 second round picks, Miami's 2024 second round pick (protected) and cash consideration on June 26, 2019.

2019-20: Appeared in 50 games (three starts) for Cleveland...shot .442 from the field, .335 from three and .723 from the foul line...the only rookie in the NBA to average at least 10.0 points, 3.0 rebounds and 2.0 assists in under 24.0 minutes per game...ranked 4th among all rookies in steals per game (0.92), 7th in assists per game (2.2) and 12th in PPG (10.0) at the time of the NBA's stoppage on March 11...scored in double figures on 21 occasions and 20+ points three times...one of just 8 NBA rookies to have a 30-point game on the season...joined LeBron James and Ron Harper as the only rookies in Cavaliers history to record 30+ points, 8+ rebounds and 3+ steals after pouring in those numbers in a win over Miami on Feb. 24...had at least one steal in 28 outings and 2+ steals 10 times...in 32 games after Dec. 1, averaged 12.0 points (.461 FG%, .375 3FG%), 3.4 rebounds, 2.3 assists and 1.0 steal in 24.8 minutes...the first Cavs rookie to record consecutive games with 5+ assists and 5+ rebounds (Feb. 26-28) since Kyrie Irving in March 2012...hit six three-pointers in a 24-point night against Houston on Dec. 11, which was tied for the 2nd-most threes made by a Cavaliers rookie in franchise history...grabbed a season-high nine rebounds to go with 15 points against Atlanta on Dec. 23...led the Cavs in steals 13 times, assists five times, blocks five times and points four times...missed one game due to personal reasons on Jan. 4, 10 games due to a left knee sprain from Jan. 7-25, three games due to a concussion from March 7-10...was placed on the Inactive List 15 times.

COLLEGE CAREER: Played one season at USC...appeared in 21 games (four starts) as a freshman in **2018-19** and averaged 9.5 points and 4.0 rebounds in 22.1 minutes per contest...shot .471 (74-157) from the field and .412 (28-68) from three-point range...finished sixth in the Pac-12 in three-point shooting percentage...missed time with a thigh injury and two games due to team suspension for undisclosed reasons...scored in double figures in 11 of his 21 games played, which included four starts...tallied 15 points (6-7 FG) vs. Robert Morris on Nov. 6; it was the most points by a USC freshman in his first game since Jordan McLaughlin scored 19 in his debut in 2014...recorded his first career double-double with 11 points and 10 rebounds vs. Oregon State on Feb. 23...scored a season-best 17 points in USC's Pac-12 Tournament Quarterfinals loss to Washington on March 14.

PERSONAL: Full name is Bryan Kevin Porter Jr...his interests are basketball and relaxing...favorite musical artists are Lil Baby, Young Thug and Gunna...favorite food is macaroni...majored in communications at USC...attended same high school (Seattle's Rainier Beach) that produced future NBA guards Jamal Crawford, Nate Robinson, Dejeunte Murray, Doug Christie and Terrence Williams...averaged 27 points, 14 rebounds and five assists as a senior...teamed with current San Antonio Spurs guard Dejeunte Murray at Rainier Beach High School in Seattle...No. 16 recruit in the 2018 class by Rivals and No. 28 by 247 Sports...NBA guard Jamal Crawford has served as a mentor.

KEVIN PORTER JR.																													
NBA REGULAR SEASON																													
TEAM	YEAR	GP	GS	MIN	MPG	TOTAL			3-POINT			FREE THROWS			REBOUNDS														
CLE	19-20	50	3	1162	23.2	FGM	FGA	PCT	GM	3	158	335	FTM	FTA	PCT	OFF	DEF	TOT	RPG	AST	APG	PF	DQ	STL	SPG	BLK	BPG	PTS	PPG
COLLEGE CAREER																													
FREE THROWS REBOUNDS																													
TEAM	YEAR	GP	GS	MIN	MPG	FGM	FGA	PCT	GM	GA	PCT	FTM	FTA	PCT	OFF	DEF	TOT	RPG	AST	APG	STL	SPG	BLK	BPG	PTS	PPG			
USC	18-19	21	4	464	22.1	74	157	471	28	68	412	24	46	522	20	64	84	4.0	30	1.4	17	0.8	11	0.5	200	9.5			

PORTER JR. HIGHS	2019-20 SEASON HIGHS	CAREER HIGHS	PLAYOFF HIGHS
Points	30 vs. MIA 2/24/20	30 vs. MIA 2/24/20	-
Field Goals Made	9 2 Times	9 2 Times	-
Field Goals Attempted	19 @ NOP 2/28/20	19 @ NOP 2/28/20	-
Three Point Field Goals Made	6 vs. HOU 12/11/19	6 vs. HOU 12/11/19	-
Three Point FG Attempted	9 3 Times	9 3 Times	-
Free Throws Made	8 vs. MIA 2/24/20	8 vs. MIA 2/24/20	-
Free Throws Attempted	10 vs. MIA 2/24/20	10 vs. MIA 2/24/20	-
Offensive Rebounds	3 vs. MIA 2/24/20	3 vs. MIA 2/24/20	-
Defensive Rebounds	9 vs. ATL 12/23/19	9 vs. ATL 12/23/19	-
Total Rebounds	9 vs. ATL 12/23/19	9 vs. ATL 12/23/19	-
Assists	7 vs. BKN 11/25/19	7 vs. BKN 11/25/19	-
Steals	3 5 Times	3 5 Times	-
Blocks	2 3 Times	2 3 Times	-
Minutes Played	41 2 Times	41 2 Times	-



Collin Sexton

2

HEIGHT 6-1
WEIGHT 192
DOB 01/04/99
YEAR 3RD

POSITION GUARD
FROM ALABAMA '18 / USA



DRAFTED: Selected by the Cleveland Cavaliers with the eighth overall pick in the 2018 NBA Draft.

2019-20: One of two Cavs players to start in all 65 games (Cedi Osman)...averaged a career-high 20.8 points, 3.1 rebounds, 3.0 assists and 1.0 steal in 33.0 minutes per contest...also shot .472 from the field, .380 from beyond the arc and .846 from the foul line...joined LeBron James and Kyrie Irving as the only Cavaliers to average 20.0 PPG in a season before the age of 22...had the 3rd-highest scoring average among second-year players (behind only Luka Doncic, Trae Young)...was one of just five players in the NBA to average at least 20.0 points with a .470+ FG% and a .840 FT% (Devin Booker, DeMar DeRozan, Anthony Davis, Kris Middleton)...scored 20+ points 34 times, including 30+ points five times...tallied a career-high 41 points versus Boston on March 4, joining LeBron James and Kyrie Irving as the only Cavaliers to ever score 40 points in a game before the age of 22; also made his 1,000th career field goal with his 16th basket that night...was named to the U.S. Team for the 2020 NBA Rising Stars at All-Star Weekend in Chicago; recorded 21 points (9-14 FG, 3-6 3FG), five rebounds, three assists and one steal in 20 minutes for the U.S. Team, who defeated the World Team, 151-131...The only NBA guard to record 30+ points and zero turnovers multiple times...became the youngest NBA player ever to score 30+ points without recording a turnover at Madison Square Garden (20 years and 310 days on Nov. 10)...was just the 3rd Cavalier to score 2,000 career points at age 21 or younger against Oklahoma City on Jan. 4; finished with 30 points and zero turnovers on his 21st birthday...tallied 23+ points in 6 consecutive games from Jan. 14 to Feb. 5, just one game shy of his career long streak of consecutive 23+ point outings (7 games from March 8-20, 2019)...made his 200th career three-pointer with his second trey against Philadelphia on Feb. 26, becoming the second-youngest player in Cavs history to reach that mark (21 years, 53 days); only LeBron James (20 years, 345 days) accomplished

that feat at a younger age in Cavs history...had the highest three-point percentage among any East player who made at least 25 triples in February (.483)...from March 24, topped 30+ points in consecutive games (32, 41), becoming the 7th player in franchise history to record back-to-back 30+ point games in their first or second season (Austin Carr, Carlos Boozer, Kyrie Irving, LeBron James, Mike Mitchell, Ron Harper)...closed out the season with a career-high five straight 25+ point performances, becoming only the 3rd Cavalier ever to accomplish that feat in his first or second season (LeBron James, Ron Harper)...averaged 23.3 PPG since Dec. 23; scored in double figures in a single-season career best 36 consecutive games (Dec. 23-March 10), which includes 20 points or more 26 times over that stretch...led the Cavs in scoring 32 times, steals 18 times, assists 10 times and blocks two times.

PROFESSIONAL CAREER: Has appeared in 147 games (137 starts) over two seasons with Cleveland...averaging 18.5 points, 3.0 rebounds and 3.0 assists in 32.3 minutes per contest...also shooting .450 from the field, .392 from three-point range and .843 from the foul line...has played in every game of his NBA career.

2018-19: Played in all 82 games (72 starts) for Cleveland...averaged 16.7 points, 2.9 rebounds and 3.0 assists in 31.8 minutes per contest...also shot .430 from the field, .402 from three-point range and .839 from the foul line...finished the season ranking in the Top 5 among all NBA rookies in FT% (1st), games played (Tied-1st), 3FG% (2nd), MPG (2nd), PPG (3rd), FG% (4th) and APG (5th)...became just the 3rd rookie in NBA history to average at least 16.0 PPG, while shooting .400+ from beyond the arc and .800+ from the free throw line (Larry Bird in 1979-80 and Stephen Curry in 2009-10)...was the only Cavalier to appear in all 82 games, the 8th Cavs rookie to ever accomplish that feat and the first since Andre Miller in 1999-2000...also became the 2nd Cavs rookie to average at least 16.0 points and play in 82 contests (Ron Harper in 1986-87) and the first NBA rookie to do so since Karl Anthony-Towns (2015-16)...scored in double-digits 73 times (the most among all NBA rookies); his 73 outings with at least 10 points tied LeBron James (73 in 2003-04) for the 2nd-most ever by a Cavs rookie, trailing only Ron Harper (80 in 1986-87)...scored in double figures in 23 consecutive games to end the season (2/23/19-4/9/19); tied Brad Daugherty (23 straight, 1/23/87 to 3/12/87) for the 5th-longest double-digit scoring streak by a Cavs rookie in team history and was the longest by a Cavs rookie since LeBron James' 29 in 2003-04 season...his 1,371 total points ranked 3rd among Cavs rookies in franchise history, trailing only Ron Harper (1,874 PTS) and LeBron James (1,654 PTS)...hit 119 three-pointers, the most ever by a Cavs rookie in a single season (prev. 73 by Kyrie Irving in 2011-12)...tallied his 1,000th career point with a 10-foot floater with 4:12 left in the third quarter at Miami on March 8...recorded 20+ points on 27 occasions; had a career-best 29 points on two occasions (vs. HOU 11/24 and vs. WAS 12/8)...scored at least 20 points in 8 straight games (3/8-3/22), becoming just the 2nd Cavs rookie ever to record 8 consecutive 20+ point games, joining Ron Harper (13 games, 2/25/87-3/20/87)...also topped at least 23 points in 7 straight games from March 8-20; was the first rookie in Cavaliers history to accomplish that feat; the last NBA rookie to score at least 23 points in 7 straight games was Tim Duncan (7 games, 4/6/98-4/19/98)...from March 11-12, posted consecutive games with at least 25 points and zero turnovers; was the 4th rookie in NBA history to accomplish that feat, joining Brandon Rush (March 2009), Maurice Taylor (Jan. 1998) and James Edwards (March 1978)...had two double-doubles; notched his 1st double-double with 21 points and a career-high 10 rebounds at Oklahoma City on Nov. 28; tallied 18 points and a career-best 10 assists in 38 minutes versus Charlotte on April 9...finished March (15 games) averaging 22.4 points (.510 FG%, .447 3FG%, .839 FT%); was only the 2nd NBA rookie since 1979-80 (when the NBA adopted the three-point line) to average at least 22.0 points while shooting .500 from the field, .400 from three, and .800 from the foul line in a calendar month, joining Larry Bird in February 1980 (26.8 PPG, .525 FG%, .464 3FG%, .857 FT% in 11 games played)...led or tied for the team lead in points 27 times, rebounds once, assists 16 times, steals 15 times and blocks five times.

COLLEGE CAREER: Played one season at Alabama...as a freshman in **2017-18**, averaged 19.2 points (second-most in SEC), 3.8 rebounds and a team-high 3.6 assists in 33 games (32 starts)...his 632 total points were the third-most for any player in a single season in school history as well as the most ever by an Alabama freshman...scored 10 points or more on 29 occasions, 20 points or more 16 times and 30 points or more in three contests...ranked third in the SEC in free throws made (196) and third in free throws attempted (252), while also ranking 14th in the nation in foul shots made and seventh in free throws attempted...set an Alabama freshman scoring record with 40 points, including 31 in the second half, on Nov. 25 against Minnesota...also became the first Tide player to score 40 points in a game since 1979...helped lead Alabama to its first NCAA tournament win since 2006 with a victory over Virginia Tech on March 15...was named 2017-18 SEC Newcomer of the Year and Co-Freshman of the Year, becoming just the second Alabama player to ever earn the Freshman honor (Mo Williams, 2002)...also earned All-SEC First Team honors as voted by media...was tabbed All-SEC Second Team and All-Freshman Team by SEC coaches...was a 2017-18 AP Honorable Mention All-America selection...was additionally named to the SEC All-Tournament team after scoring a school-record 79 points over the Tide's three games...was also selected first team all-district by the National Association of Basketball Coaches and the United States Basketball Writers Association...named to SEC Freshman Academic Honor Roll...selected as team's Outstanding Offensive Player and co-Outstanding Freshman...one of seven to earn team's Student Academic Achievement Award.

NOTABLE: Named to the U.S. Team in the 2020 NBA Rising Stars at All-Star Weekend in Chicago, recording 21 points (9-14 FG, 3-6 3FG), five rebounds, three assists and one steal in 20 minutes for the U.S. Team, who defeated the World Team, 151-131...NBA All-Rookie Second Team (2018-19)...earned MGM Resorts All-NBA Summer League First Team honors in 2018 after averaging 19.6 points, 3.6 rebounds and 3.4 assists in 28.8 minutes per game.

PERSONAL: Nicknamed Young Bull...son of Darnell and Gai Sexton...has a brother, Jordan, and a sister, Gaianna...majored in business...favorite sport other than basketball is track...favorite TV show is *Martin*...lists Spiderman as his favorite childhood superhero...favorite color is red...favorite movie is *Dumaine*...won a gold medal with the 2016 USA Men's U17 World Championship Team, at the 2016 FIBA Under-17 World Championship in Zaragoza, Spain, and was named the MVP of the tournament.

COLLIN SEXTON																													
NBA REGULAR SEASON																													
TEAM	YEAR	GP	GS	MIN	MPG	TOTAL			3-POINT			FREE THROWS			REBOUNDS			AST	APG	PF	DQ	STL	SPG	BLK	BPG	PTS	PPG		
						FGM	FGA	PCT	GM	GA	PCT	FTM	FTA	PCT	OFF	DEF	TOT											RPG	
CLE	18-19	82	72	2605	31.8	519	1206	.430	430	119	296	.402	214	255	.839	57	179	236	2.9	243	3.0	186	1	44	0.5	6	0.1	1371	16.7
CLE	19-20	65	65	2143	33.0	513	1086	.472	97	255	.380	226	267	.846	81	143	204	3.1	192	3.0	142	0	65	1.0	7	0.1	1349	20.8	
TOTAL		147	137	4748	32.3	1032	2292	.450	216	551	.392	440	522	.843	118	322	440	3.0	435	3.0	328	1	109	0.7	13	0.1	2720	18.5	

COLLEGE CAREER																											
TEAM	YEAR	GP	GS	MIN	MPG	TOTAL			GM	3-POINT			FREETHROWS			REBOUNDS			AST	APG	PF	STL	SPG	BLK	BPG	PTS	PPG
						FGM	FGA	PCT		GM	GA	PCT	FTM	FTA	PCT	OFF	DEF	TOT									
UA	17-18	33	32	987	29.9	196	438	.447	44	131	.336	196	252	.778	34	90	124	3.8	119	3.6	81	28	0.8	3	0.1	632	19.2

SEXTON HIGHS	2019-20 SEASON HIGHS	CAREER HIGHS	PLAYOFF HIGHS
Points	41 vs. BOS 3/4/20	41 vs. BOS 3/4/20	-
Field Goals Made	17 vs. BOS 3/4/20	17 vs. BOS 3/4/20	-
Field Goals Attempted	30 vs. BOS 3/4/20	30 vs. BOS 3/4/20	-
Three Point Field Goals Made	6 @ NOP 2/28/20	6 @ NOP 2/28/20	-
Three Point FG Attempted	10 @ NOP 2/28/20	10 @ NOP 2/28/20	-
Free Throws Made	9 vs. SAS 3/8/20	10 vs. DET 3/2/19	-
Free Throws Attempted	11 2 Times	13 vs. DET 3/2/19	-
Offensive Rebounds	3 6 Times	4 2 Times	-
Defensive Rebounds	6 2 Times	9 @ OKC 11/28/18	-
Total Rebounds	7 2 Times	10 @ OKC 11/28/18	-
Assists	9 @ MIA 2/22/20	10 vs. CHA 4/9/19	-
Steals	3 6 Times	3 6 Times	-
Blocks	2 @ DET 1/9/20	2 2 Times	-
Minutes Played	45 vs. BOS 3/4/20	45 2 Times	-



Lamar Stevens

8

HEIGHT 6-8
WEIGHT 225
DOB 07/09/97
YEAR R

POSITION FORWARD
FROM PENN STATE '20 / USA



DRAFTED: Not drafted by an NBA franchise.

HOW ACQUIRED: Signed to a Two-Way contract by the Cleveland Cavaliers on Nov. 28, 2020.

COLLEGE CAREER: Spent entire four-year career at Penn State, appearing in 135 games (all starts) with averages of 16.3 points and 6.5 rebounds in 32.2 minutes per contest...two-time NABC and USBWA All-District selection...finished career as part of the winningest class in Penn State's Big Ten era (76 victories)...ranks second on Penn State's career scoring list (2,207) and holds program records for field goals made (801) and starts (135)...as a senior in **2019-20**, started all 31 games with averages of 17.6 points, 6.9 rebounds, 2.2 assists, 1.1 steals and 1.2 blocks in 31.0 minutes...led Penn State and finished fourth in the Big Ten in scoring...2019-20 All-Big Ten First Team selection...tied for 38th in the nation in free throw attempts (192) and ranked second in the Big Ten in free throws made (138)...ranked second on the team in rebounding (6.9 rpg) and blocks (1.19 bpg) and third in assists (2.2 apg)...helped Penn State (21-10) to 11 Big Ten wins and an expected NCAA Tournament berth before the season was cut short...scored a career-high 33 points in a win vs. Minnesota (Feb. 8)...played in 32 games as a junior in **2018-19**, averaging a career-high 19.9 points, 7.7 rebounds and 2.1 assists in 36.9 minutes...named 2018-19 All-Big Ten First Team by media and Second Team by coaches...in his sophomore campaign in 2017-18, started all 39 contests with averages of 15.5 points, 5.9 rebounds and 1.1 blocks in 33.1 minutes...2018 NIT Most Outstanding Player...started all 33 games as a freshman in **2016-17**...averaged 12.7 points and 5.5 rebounds in 27.8 minutes.

PERSONAL: Wrote a children's book, *Lamar's Climb*, that traces his path from Philadelphia to State College and was illustrated by children and young adults with Down syndrome...2019-20 Senior CLASS All-America Second Team selection while at Penn State for his achievements on and off the court.

LAMAR STEVENS																												
COLLEGE CAREER																												
TEAM	YEAR	GP	GS	MIN	MPG	TOTAL			3-POINT			FREE THROWS			REBOUNDS				AST	APG	PF	DQ	STL	SPG	BLK	BPG	PTS	PPG
						FGM	FGA	PCT	GM	GA	PCT	FTM	FTA	PCT	OFF	DEF	TOT	RPG										
PSU	16-17	33	33	918	27.8	148	345	.429	11	32	.344	112	146	.767	54	129	183	5.5	55	1.7	90	0	27	0.8	21	0.6	419	12.7
PSU	17-18	39	39	1290	33.1	231	497	.465	30	94	.319	112	161	.696	54	178	232	5.9	74	1.9	93	0	24	0.6	43	1.1	604	15.5
PSU	18-19	32	32	1180	36.9	230	545	.422	20	91	.220	157	204	.770	53	192	245	7.7	66	2.1	83	0	22	0.7	26	0.8	637	19.9
PSU	19-20	31	31	961	31.0	192	454	.423	25	95	.263	138	192	.719	39	176	215	6.9	67	2.2	81	0	34	1.1	37	1.2	547	17.6
TOTAL		135	135	4349	32.2	801	1841	.436	86	312	.276	519	703	.738	200	675	875	6.5	262	1.9	347	0	107	0.8	127	0.9	2207	16.3




Dean Wade

32

HEIGHT 6-9
WEIGHT 219
DOB 11/20/96
YEAR 2ND

POSITION FORWARD
FROM KANSAS STATE '19 / USA



DRAFTED: Not drafted by an NBA franchise.

HOW ACQUIRED: Signed a Two-Way contract with the Cleveland Cavaliers on July 9, 2019; Signed a multi-year contract on June 30, 2020.

2019-20: Played in 12 games with the Cavaliers...averaged 1.7 points and 1.6 rebounds in 5.9 minutes per game...had career highs of six points, eight rebounds and three blocks in 14 minutes off the bench at L.A. Clippers on Jan. 14...was a DNP-CD 15 times and a DND once...missed one game due to illness on Jan. 20 and one game due to a right ankle sprain on March 7...placed on the Inactive List 36 times...also appeared in 30 games (29 starts) with the Canton Charge, averaging 14.2 points on .461 shooting from the field, including .399 from beyond the arc, 7.5 rebounds, 2.3 assists and 1.40 blocks in 31.1 minutes...recorded 23 points, 20 rebounds and three blocks in 39 minutes versus the Lakeland Magic on Nov. 9...tallied a NBA G League season-best 29 points, eight rebounds, four steals and three blocks in 33 minutes in a win over Fort Wayne on Feb. 23.

COLLEGE CAREER: Played in 126 games (123 starts) over four seasons at Kansas State, averaging 12.0 points, 5.4 rebounds and 2.1 assists in 29.3 minutes per contest...also shot .498 from the field and .384 from three-point range...only player in school history with at least 1,000 points, 100 three-point field goals, 500 rebounds, 200 assists and 100 steals...finished 10th on the school's all-time scoring list with 1,510 points, while he is one of just three K-State players (Bob Boozer in 1956-59 and Rodney McGruder in 2009-13) to rank in the Top 10 in both career scoring (1,510/10th) and rebounding (685/8th)...was part of a senior class that posted an 88-51 (.633)

overall record and advanced to three NCAA Tournaments; the 88 wins tie for the sixth-most by a class in school history...started all 25 games as a senior in **2018-19**, averaging 12.9 points on .492 shooting, including .418 (23-55) from beyond the arc, a team-high 6.1 rebounds and 2.8 assists in 30.4 minutes per game...selected to the All-Big 12 First Team by the league coaches and The Associated Press...became just the second Wildcat (Jacob Pullen) to be named to the league's First Team in back-to-back seasons and one of 5 players to earn recognition to the Coaches' All-Big 12 First Team...scored a season-high 24 points on a perfect 9-9 shooting from the field against Oklahoma State (Feb. 2); became the seventh Wildcat to go 9-of-9 or better from the field, including the fourth to do it in a conference game and the first since 1980...missed nine games due to two separate foot injuries...during his junior season in **2017-18**, appeared in 33 games (32 starts) with averages of 16.2 points, 6.2 rebounds, 2.7 assists and 1.55 steals in 32.8 minutes per contest...also shot .550 from the field and .440 from long distance...selected to the All-Big 12 First Team by the league coaches and the Second Team by The Associated Press...became just the fourth Wildcat to be named to the Coaches' All-Big 12 First Team, joining Michael Beasley (2008), Jacob Pullen (2010, 2011) and Rodney McGruder (2013)...his 16.2 points per game average was the highest by a Wildcat since Jacob Pullen averaged 20.2 points as a senior in 2010-11...became just the fourth Wildcat to shoot 50 percent or better from the field, 40 percent or better from 3-point range and 75 percent from the free throw line in a single season and the first double-digit scorer to do so since Mitch Richmond and Will Scott both did it during the 1987-88 season...collected 28 double-digit scoring games, including a team-tying 11 20-point games...scored a career-best 34 points in a win at Iowa State (12/29/17), which came on 13-of-16 field goals, including 6-of-8 from 3-point range...started all 35 contests as a sophomore in **2016-17**, averaging 9.3 points and 4.5 rebounds in 20.0 minutes per game...the 35 starts tied teammates Barry Brown, Jr., and Keanu Stokes for the most-ever by a sophomore at K-State...scored in double figures 17 times, including on 11 occasions in Big 12 play...all three 20-point games came in league play, registering 20 points twice vs. Kansas and at TCU (3/1/17)...in his freshman campaign in **2015-16**, played in 33 games (31 starts), averaging 9.9 points and 5.1 rebounds in 26.4 minutes per contest...the 33 games played tied nine others for the fourth-most games played by a true freshman in school history, while his 31 starts also ranked fourth all-time by a rookie...scored in double figures 16 times, including on 8 occasions in Big 12 play...set a season-high with 20 points vs. Oklahoma State (3/9/16) in the Phillips 66 Big 12 Championship on 6-of-9 shooting.

PERSONAL: Full name is Dean Jackson Wade...graduated in May 2019 with a bachelor's degree in social science...father, Jay, lettered one season on the Kansas State football team...mother, Trish, played volleyball and basketball at Barton Community College and is in the school's Hall of Fame...has an older sister, Teresa, who an all-state volleyball player at St. John and the 2010 Class 1A State Division I MVP.

DEAN WADE																						
NBA REGULAR SEASON																						
TEAM	YEAR	GP	GS	MIN	MPG	TOTAL			3-POINT	FREE THROWS			REBOUNDS	AST			PF			DQ		
						FGM	FGA	PCT	GM	GA	PCT	FTM	FTA	PCT	OFF	DEF	TOT	RPG	AST	APG	PF	DQ
CLE	19-20	12	0	71	5.9	9	13	.692	2	4	.500	0	1	.000	3	16	19	1.6	2	0.2	8	0
NBA G LEAGUE REGULAR SEASON																						
TEAM	YEAR	GP	GS	MIN	MPG	TOTAL			3-POINT	FREE THROWS			REBOUNDS	AST			PF			DQ		
						FGM	FGA	PCT	GM	GA	PCT	FTM	FTA	PCT	OFF	DEF	TOT	RPG	AST	APG	PF	DQ
CTN	19-20	30	29	932	31.1	148	321	.461	55	138	.399	49	88	.556	51	175	226	7.5	70	2.3	62	0
COLLEGE CAREER																						
TEAM	YEAR	GP	GS	MIN	MPG	TOTAL			3-POINT	FREE THROWS			REBOUNDS	AST			PF			DQ		
						FGM	FGA	PCT	GM	GA	PCT	FTM	FTA	PCT	OFF	DEF	TOT	RPG	AST	APG	STL	SPG
KSU	15-16	33	31	871	26.4	110	255	.431	25	88	.284	80	122	.656	67	101	168	5.1	37	1.1	20	0.6
KSU	16-17	35	35	980	28.0	117	236	.496	39	97	.402	53	80	.662	57	101	158	4.5	64	1.8	26	0.7
KSU	17-18	33	32	1083	32.8	198	360	.550	40	91	.440	97	129	.752	43	160	203	6.2	89	2.7	51	1.6
KSU	18-19	25	25	761	30.4	122	245	.492	23	55	.418	66	71	.929	51	102	153	6.1	70	2.8	21	0.8
TOTAL		126	123	3695	29.3	547	1099	.498	127	331	.384	286	402	.711	218	464	662	5.4	260	2.1	118	0.9

WADE HIGHS	2019-20 SEASON HIGHS	CAREER HIGHS	PLAYOFF HIGHS
Points	6 @ LAC 1/14/20	6 @ LAC 1/14/20	-
Field Goals Made	3 @ LAC 1/14/20	3 @ LAC 1/14/20	-
Field Goals Attempted	5 @ LAC 1/14/20	5 @ LAC 1/14/20	-
Three Point Field Goals Made	1 2 Times	1 2 Times	-
Three Point FG Attempted	1 4 Times	1 4 Times	-
Free Throws Made	-	-	-
Free Throws Attempted	1 @ LAL 1/13/20	1 @ LAL 1/13/20	-
Offensive Rebounds	1 3 Times	1 3 Times	-
Defensive Rebounds	7 @ LAC 1/14/20	7 @ LAC 1/14/20	-
Total Rebounds	8 @ LAC 1/14/20	8 @ LAC 1/14/20	-
Assists	1 2 Times	1 2 Times	-
Steals	1 2 Times	1 2 Times	-
Blocks	3 @ LAC 1/14/20	3 @ LAC 1/14/20	-
Minutes Played	16 vs. BOS 3/4/20	16 vs. BOS 3/4/20	-



Dylan Windler

9

HEIGHT 6-6
WEIGHT 199
DOB 09/22/96
YEAR R

POSITION GUARD/FORWARD
FROM BELMONT '19 / USA



DRAFTED: Selected in the first round (26th overall pick) of the 2019 NBA Draft by the Cleveland Cavaliers.

2019-20: Missed the entire regular season due to a left lower leg stress reaction...had a rehab stint with the Canton Charge from Dec. 6-7, appearing in two games and averaging 6.5 points and 4.0 rebounds in 18.5 minutes per contest...underwent successful surgery related to his left lower leg stress reaction on Jan. 21.

COLLEGE CAREER: Played four seasons at Belmont, appearing in 128 games (97 starts) with averages of 13.2 points, 7.8 rebounds and 1.0 steal in 29.4 minutes per contest...shot .541 from the field, .406 from three-point range and .763 from the foul line...one of four players to record 1,600 career points and 1,000 rebounds in Ohio Valley Conference history dating to 1971...35 career games of 20+ points and 36 career double doubles...as a senior in **2018-19**, started all 33 games and averaged 21.3 points on .540 shooting from the field, 10.8 rebounds, 2.6 assists and 1.42 steals in 33.2 minutes per contest...also went .429 from beyond the arc and .847 from the charity stripe...only player in America to average at least 20 points, 10 rebounds, 2.5 assists per game and shoot .400 from three...NABC All-District...USBWA All-District...Mid-Major All-American...All-OVC First Team...Julius Erving Award Finalist...Lou Henson Award Finalist...Reese's NABC College All-Star Game Invitee...led Belmont to first NCAA Tournament victory and first at-large bid in program history...had nine 30-point games...tallied 41 points, 12 rebounds at Morehead State (2/9/19)...35 points, 11 rebounds vs. Maryland in NCAA Tournament (3/21/19)...OVC Scholar-Athlete of the Year...as a junior in **2017-18**, was First Team All-OVC after starting in all 33 games with averages of 17.3 points on .559 shooting from the field, including .426 from deep, 9.3 rebounds, 2.7 assists, 1.0 steal and 0.94 blocks in 35.4 minutes per contest...Mid-Major All-American...NCAA.com National Player of the Week...three-time TSWA Player of the Week...Three-time OVC Player of the Week...only player in America to average 17.0 ppg, 9.0 rpg, 2.5 apg and shoot .400 from beyond the arc...finished with 36 points and 20 rebounds vs. Morehead State (2/17/18); was one of only three players in the nation to register a 30-20 game during the season (Marvin Bagley, Duke; Jo Luai-Acuil, Baylor)...posted 31 double figure scoring games and 15 double-doubles...among OVC leaders in nine statistical categories, including fourth in scoring and first in rebounding...started all 30 games as a sophomore in **2016-17**...averaged 9.2 points and 6.3 rebounds in 30.1 minutes per game...among OVC leaders in six statistical categories, including eighth in field goal percentage (.533), eighth in three-point field goal percentage (.398), 10th in blocked shots (.097)...12 double figure scoring games...game-winning basket vs. Lipscomb (11/29/16)...tallied 23 points, four rebounds, three steals vs. Southeast Missouri (1/7/17)...as a freshman in **2015-16**, appeared in 32 games (one start)...averaged 4.3 points and 4.5 rebounds in 18.4 minutes per contest...recorded two double figure scoring games.

PERSONAL: 2018-19 Male Scholar Athlete of the Year by the Division I-AA Athletics Directors Association with his 3.74 GPA...championship golfer in high school, conference and county champion and state qualifier...majored in Accounting...has one sibling, Corey...lists Kevin Durant, James Harden, Phil Mickelson as favorite athletes...four-year letter-winner at Perry Meridian High School for head coach Brent Keck...late bloomer in basketball who developed into one of the top players in the state of Indiana...2015 IBCA/Subway Boys' Basketball All-State...named to prestigious Indiana North-South All-Star Classic roster...averaged 27.3 points and 10.2 rebounds per game as a senior, led all Indiana players in scoring and rebounding for classification.

DYLAN WINDLER																					
NBA REGULAR SEASON																					
TEAM	YEAR	GP	GS	MIN	MPG	TOTAL			3-POINT	FREE THROWS			REBOUNDS			AST	APG	PF	DQ	STL	SPG
						FGM	FGA	PCT		FTM	FTA	PCT	OFF	DEF	TOT						
CLE	19-20																				
DID NOT PLAY - LEFT LOWER LEG STRESS REACTION																					
NBA G LEAGUE REGULAR SEASON																					
TEAM	YEAR	GP	GS	MIN	MPG	TOTAL			3-POINT	FREE THROWS			REBOUNDS			AST	APG	PF	DQ	STL	SPG
						FGM	FGA	PCT		FTM	FTA	PCT	OFF	DEF	TOT						
CTN	19-20	2	0	37	18.5	4	9	.444	2	7	286	2	2	1,000	3	5	8	4.0	0	0.0	2
COLLEGE CAREER																					
TEAM	YEAR	GP	GS	MIN	MPG	TOTAL			3-POINT	FREE THROWS			REBOUNDS			AST	APG	STL	SPG	BLK	BPG
						FGM	FGA	PCT		FTM	FTA	PCT	OFF	DEF	TOT						
BEL	15-16	32	1	590	18.4	49	100	.490	11	46	.239	30	44	.682	40	105	145	4.5	29	0.9	20
BEL	16-17	30	30	904	30.1	97	182	.533	37	93	.398	44	60	.733	47	142	189	6.3	48	1.6	27
BEL	17-18	33	33	1188	35.4	204	365	.559	69	162	.426	94	131	.716	57	250	307	9.3	90	2.7	34
BEL	18-19	33	33	1097	33.2	243	450	.540	100	233	.429	116	137	.847	64	250	357	10.8	84	2.5	47
TOTAL		128	97	3759	29.4	593	1097	.541	217	534	.406	294	372	.763	206	790	900	7.8	251	2.0	120
																				1.0	98
																				0.8	1667
																				13.2	

Season in Review

Larry Nance Jr. averaged a career-best 10.1 points, 7.3 rebounds, 2.2 assists and 1.0 steal in 26.3 minutes per contest in 2019-20.



Cavaliers Key Dates In The 2019-20 Season

October 23 – The Cleveland Cavaliers opened the 2019-20 season in Orlando. Larry Nance Jr. scored his 2,000th career point in the game and finished the night with 14 rebounds. Kevin Love added 18 boards to go with his 11 points.

October 26 – The Cavaliers won their 50th home opener 110-99 over the Indiana Pacers. Tristan Thompson became the seventh player in Cavaliers history to reach 400 blocks for his career. He also became just the fourth Cavalier with at least 400 blocks and 4,000 rebounds (LeBron James, Zydrunas Ilgauskas, Hot Rod Williams).

Cedi Osman and the Cavaliers agreed to a new multi-year contract extension.

October 30 – Cleveland improved to 2-0 at home with a 117-111 win over Chicago. Love recorded 16 rebounds in the first half, tying a franchise record for rebounds in any half. He finished the night with 20 rebounds, the most he has recorded in a regular season game as a Cavalier. Love's 67 rebounds through four games passed Anderson Varejao (60 in 2012-13) for the most rebounds through the first four games of a season in franchise history.

The Cavaliers exercised their third-year team option on guard Collin Sexton.

November 1 – Kevin Love had recorded a double-double in each of Cleveland's five games, tying the Cavaliers record for most double-doubles to start the season (Brad Daugherty in '91-92 & Mark Price in '88-89).

Love had 86 points, 84 rebounds and 24 assists to this point in the season. Wilt Chamberlain (1966) is the only other player to hit all three marks in his team's first 5 games of the season.

Earlier that day, General Manager Koby Altman signed a long-term contract extension.

November 10 – Cleveland notched two consecutive wire-to-wire victories in a 21-point win over the New York Knicks (108-87). The last time the Cavs had posted consecutive wire-to-wire victories was back in December 2008 (12/6/08-12/9/08).

Collin Sexton tallied a then career-high 31 points and zero turnovers in 30 minutes, becoming the youngest NBA player ever to score 30+ points without recording a turnover at Madison Square Garden. Sexton (20y, 310d) was also the 2nd player in Cavs history age 20 or younger to score 30+ points and record zero turnovers in any game (LeBron James-19y/36d, 32 PTS and 0 TOs on 2/4/04 vs. LAL). Kevin Love passed Bingo Smith (3,057 REB) for sole possession of the 10th-most rebounds in Cavaliers history.

November 12 – Through 10 games, Tristan Thompson had totaled 165 points, 114 rebounds, 23 assists and 14 blocks, becoming one of two players in Cavaliers history to record at least 150 points, 100 rebounds, 20 assists and 10 blocks through the first 10 games (Brad Daugherty in 91-92' – 221 PTS, 103 REB, 38 AST, 21 BLK).

November 14 – The Cavaliers recorded a season-high 14 steals against Miami. With his eight defensive rebounds in the game, Kevin Love passed Larry Nance Sr. (2,494 DREB) for the 8th-most defensive rebounds in Cavs history.

November 17 – Playing Philadelphia, Tristan Thompson reached the 3,000-mark for defensive rebounds in his career, joining LeBron James (5,156), Brad Daugherty (4,020), Zydrunas Ilgauskas (3,568) and John "Hot Rod" Williams (3,049) as the only Cavs with 3,000+ defensive rebounds.

November 23 – Cedi Osman grabbed a career-high-tying 12 rebounds in a 110-104 win over the Portland Trail Blazers.

November 27 – Versus Orlando, Collin Sexton played in his 100th career game.

November 29 – Tristan Thompson secured his 5,000th career rebound in a contest against Milwaukee, joining LeBron James (6,190 REB), Zydrunas Ilgauskas (5,904 REB) and Brad Daugherty (5,227 REB) as the only Cavaliers to accomplish that feat.

Cleveland knocked down 10 three-pointers in the third quarter, just one three-pointer away from matching the franchise record.

December 6 – With Tristan Thompson's six defensive rebounds versus Orlando, he passed Hot Rod Williams (3,049 DREB) for 4th place in franchise history. Thompson also played in his 582nd game of his career, tying Mark Price (582 games) for 8th on the Cavaliers all-time games played list.

December 11 – Kevin Porter Jr. scored 24 points and knocked down a career-high six three-pointers against Houston, which was tied for the most by a rookie in franchise history.

Against the Rockets, the Cavs went on a 24-0 run (1:12 mark of 3rd Q to 8:19 of 4th Q), their longest run in a game since Dec. 6, 2009 when they went on a 29-0 run at Milwaukee. (Elias Sports Bureau)

December 12 – The Cavs overcame a five-point deficit (103-98) with 20.1 seconds remaining in regulation during a 117-109 win at San Antonio. Kevin Love (30 PTS), Collin Sexton (28 PTS) and Jordan Clarkson (25 PTS) led the way and became the first Cavs trio to score 25+ points apiece since February 8, 2017 (Kyle Korver-29, Kyrie Irving-29, LeBron James-25). (Elias Sports Bureau)

December 20 - The Wine & Gold had a season-high 10 blocks in a 114-107 victory over Memphis, their most in a game since Feb. 23, 2017 (10 blocks vs. NYK).

December 24 – Cavaliers acquired guard Dante Exum and two second-round draft picks from the Utah Jazz in exchange for guard Jordan Clarkson; The two draft picks Cleveland will receive are a 2022 second-round pick via San Antonio and a 2023 second-round pick via Golden State.

December 28 – The Cavaliers picked up a 94-88 win at Minnesota, holding the Timberwolves to an opponent season-low .355 (33-93) shooting from the field, including just 8-37 (.216) from three.

January 4 – Collin Sexton finished with 30 points, five rebounds and zero turnovers in 36 minutes against Oklahoma City. Sexton reached 2,000 points for his career, becoming just the 3rd Cavalier in franchise history to reach that mark at age 21 or younger (LeBron James-7,067, Kyrie Irving-3,623).

Sexton also became the first player in NBA history to record 30+ points, 5+ rebounds and zero turnovers on his birthday at age 21 or younger (Elias Sports Bureau). He is also just the second player in NBA history to score 30+ points on his birthday at age 21 or younger (Andrew Wiggins scored 30 points on February 23, 2015 at Houston on his 20th birthday).

Cavaliers Key Dates In The 2019-20 Season

January 5 – Against Minnesota, Dante Exum led the Cavaliers with a career-high 28 points on 11-13 (.846) shooting, including a perfect 4-4 (1.000) from beyond the arc.

Exum scored 24 of his 28 points in the second half, going a perfect 9-9 from the field (4-4 3FG) over the final two periods. His 24 second-half points were the most he has recorded in any half of his NBA career, the most points in any half by a Cavs player this season and most in a half since LeBron James scored 35 in the second half at Philadelphia on April 6, 2018. In addition, Exum was the first Cavs player to make at least nine field goals without missing a shot in a single half since March 2013 (Marreese Speights, 10-10 FG vs. NYK on March 4, 2013).

January 7 – With his second block versus Detroit, Tristan Thompson passed Roy Hinson (430 BLK) for the 6th-most blocks in franchise history.

January 9 – In a Cavs 115-112 overtime win over the Pistons, Cleveland scored a season-high 70 points in the paint, their most since 1997-98 when play by play was first kept league wide.

Tristan Thompson had a career-high 35 points on 15-20 (.750) shooting, a team-high 14 rebounds, three assists, one steal and a team-high three blocks in 45 minutes. Thompson became the first player in Cavaliers history to tally at least 35 points, 14 rebounds, three blocks and a .750 FG%.

January 14 – Playing the L.A. Clippers at Staples Center, Darius Garland became the 4th player in Cavs history with multiple threes in at least 10 straight games (JR Smith-12 in 2015-16, Wesley Person-11 in 1997-98, and Kyle Korver-11 in 2016-17 and 2017-18) and the first Cavs rookie ever to do so.

January 20 – With Kevin Love's fourth and final three-pointer against New York, Love (724 3FGM) passed Kyrie Irving (723 3FGM) for 3rd place on the franchise's all-time three-pointers list.

January 28 – Versus New Orleans, Larry Nance Jr. became just the third Cavs player ever to record 17+ points, 11+ rebounds and 7+ assists off the bench, joining Hot Rod Williams (18 points, 11 rebounds and seven assists on Nov. 24, 1987 at Philadelphia) and Fouts Walker (18 points, 12 rebounds and 11 assists on Feb. 23, 1975 vs. Atlanta in overtime).

February 3 – Against New York, the Cavs starters became the first starting group in franchise history to have all five starters record multiple three pointers in a game: Garland (4-7), Love (4-9), Osman (3-6), Sexton (3-5), Nance Jr. (2-5). The Cavs also dished out a season-high 34 assists.

February 6 – The Cavaliers acquired center Andre Drummond from the Detroit Pistons in exchange for guard Brandon Knight, forward/center John Henson and the less favorable of Cleveland and Golden State's 2023 second-round draft picks.

February 8 – The Cavaliers signed forward Alfonzo McKinnie to a multi-year contract.

February 9 – In his Cavaliers debut against the L.A. Clippers, Andre Drummond recorded 19 points and 14 rebounds.

February 11 – Collin Sexton was named to the U.S. Team for the 2020 NBA Rising Stars at All-Star Weekend in Chicago. Sexton replaced injured Miami Heat guard Tyler Herro in the event.

February 12 – In a 127-105 victory over Atlanta, Tristan Thompson became the first Cavs bench player with at least 27 points and 11 rebounds in a game since Melvin Turpin (32 PTS, 13 REB) versus New York on March 11, 1986.

February 19 – John Beilein resigned from his position as head coach of the Cavaliers.

February 21 – In their 113-108 victory at Washington, the Cavs overcame a 16-point deficit. Cleveland trailed 50-34 with 9:09 left in the second quarter and outscored the Wizards 79-58 the rest of the way.

February 22 – With his second made three-pointer at Miami, Darius Garland (100 3FGM) joined Collin Sexton (119 3FGM in 2018-19) as the only players in Cavaliers history to knock down 100+ triples in their rookie season.

February 24 – In a 125-119 overtime win over Miami, Cleveland stormed back from a 22-point deficit (97-75) with 1:28 remaining in the third quarter. That was their biggest come-from-behind win since Nov. 13, 2017 (23 points at New York). The Cavs also trailed by 19 points entering the fourth quarter (99-80) versus Miami, which is tied for their biggest margin overcome after three quarters in franchise history (trailed by 19 after 3Q vs. PHX on 11/10/04).

Kevin Porter Jr. finished with a career-high 30 points in a career-high 41 minutes off the bench. He became just the third rookie in franchise history to record 30+ points, 8+ rebounds and 3+ steals in a game (LeBron James twice in 2003-04, and Ron Harper once in 1986-87). With his second made three-pointer of the night, Kevin Love tallied his 1,200th career three pointer and had made two or more three-pointers in a franchise-best 13 straight games, passing J.R. Smith's 12 straight multi-three games from Jan. 21-Feb. 10, 2016.

February 29 – Andre Drummond recorded a team-high 27 points, a game-high tying 13 rebounds, four assists, a game-high four steals and one block in 36 minutes versus Indiana. Drummond became just the fourth Cavalier in franchise history to record 27+ points, 13+ rebounds and 4+ steals in a game (LeBron James did in once in 2007-08 and once in 2010-11, Shawn Kemp once in 1997-98 and Kenny Carr 1981-82).

March 4 – Collin Sexton finished with a career-high 41 points on 17-30 (.567) shooting from the field and a team-high six assists in 45 minutes against Boston. He became the third Cavs player to score 40 points in a game before the age of 22 (LeBron James, Kyrie Irving).

Sexton also became the seventh Cavs player in franchise history to record back-to-back 30+ point games in their first or second season (Austin Carr, Carlos Boozer, Kyrie Irving, LeBron James, Mike Mitchell, Ron Harper).

March 7 – Matthew Dellavedova dished out a career-high 14 assists in the Cavs' 104-102 win over Denver.

Kevin Love made 5+ three-pointers in a career-high tying three consecutive games (made 5+ 3FG in three straight games from Feb. 12-22, 2014 with Minnesota), shooting 16-32 (.500) over that span. His three straight outings with 5+ threes were tied for the longest in Cavaliers history, joining JR Smith (twice from Feb. 5-8, 2016 & Jan. 4-8, 2016) and Dan Majerle (April 4-10, 1996).

Cavaliers Key Dates In The 2019-20 Season

March 8 – Cleveland defeated San Antonio 132-129 in overtime at Rocket Mortgage FieldHouse. A season-high four players recorded a double-double for the Cavs in the victory: Andre Drummond (28 PTS, 17 REB), Kevin Love (14 PTS, 18 REB), Larry Nance Jr. (19 PTS, 10 REB) and Matthew Dellavedova (14 PTS, 11 AST). The last time Cleveland had four players post a double-double was March 24, 1990 vs. New Jersey when it was done by Hot Rod Williams (17 PTS, 10 REB), Larry Nance (12 PTS, 10 REB), Mark Price (24 PTS, 15 AST) and Brad Daugherty (12 PTS, 12 REB).

Kevin Love (18 REB) and Andre Drummond (17 REB) became the first Cavs teammates with 17+ rebounds apiece since Jan. 11, 2008 when LeBron James (19 REB) and Anderson Varejao (18 REB) accomplished that feat vs. Charlotte.

March 10 – The Cavaliers and Head Coach J.B. Bickerstaff agreed on a multi-year contract.

March 11 – The NBA announced the suspension of the 2019-20 season due to a Utah Jazz player testing positive for COVID-19. The Cavaliers finished the season with a 19-46 record.

The league would later resume the season with 22 teams at Walt Disney World Resort in Orlando, FL. Eight teams, including the Cavaliers, were left out of the season's resumption.

September 23 – The Cavs returned to the court for an in-market group workout program. The in-market group workout program was conducted by each of the eight NBA teams that did not participate in the resumption of the 2019-20 NBA Season. The workouts ran for over a week and was the team's first gathering since March.



Cleveland Cavaliers 2019-20 Season Notes

BICKERSTAFF IN CHARGE: J.B. Bickerstaff was named the 23rd head coach in franchise history on Feb. 19. After taking over the helm, Bickerstaff led the Cavs to a 5-6 (.455) record, which included consecutive season series sweeps over the Denver Nuggets and San Antonio Spurs. In addition, the Cavs recorded three wins against above .500 teams (Miami, Philadelphia and Denver) and averaged 111.4 points and 26.4 assists (eighth-best in NBA). The Wine & Gold also had the 5th-highest field goal percentage in the NBA since the All-Star break (.480).

DOUBLE-DIGIT STEALS: The Cavs recorded at least 10 steals on 7 occasions this past season. From Nov. 8-14, Cleveland had notched 10 steals in 4 straight games, their longest stretch with double-digit steals since November 2012 (11/9/12-11/17/12, four games). Against the Miami Heat on Nov. 14, Cleveland swiped a season-high 14 steals.

IT'S BEEN 4 YEARS: On Nov. 20, Cleveland had five players with at least two steals against Miami (CEDI OSMAN-3, ALFONZO MCKINNIE-3, LARRY NANCE JR.-2, COLLIN SEXTON-2 and KEVIN PORTER JR.-2), the most Cavaliers with multiple steals in a single game in nearly four years (five players on December 29, 2015 at Denver – LeBron James, JR Smith, Kevin Love, Iman Shumpert and Matthew Dellavedova).

BACK-TO-BACK WIRE-TO-WIRE VICTORIES: Cleveland's defense helped them pick up consecutive wire-to-wire road wins over the Washington Wizards (113-100 on Nov. 8) and New York Knicks (108-87 on Nov. 10). The last time the Cavs posted consecutive wire-to-wire victories was back in December 2008 (12/6/08-12/9/08). In the win at MSG, Cleveland's defense held the Knicks to .360 (31-86) shooting from the field.

COME-FROM-BEHIND WINS: The Cavs climbed back from big deficits in their victories over Washington (Feb. 21) and Miami (Feb. 24).

- **DOWN 16 IN THE 2ND QUARTER:** In their 113-108 victory at Washington on Feb. 21, the Cavs overcame a 16-point deficit, their largest come-from-behind win since April 5, 2018 which was also against the Wizards (trailing by 17 to win 119-115). Cleveland trailed 50-34 with 9:09 left in the second quarter and outscored the Wizards 79-58 the rest of the way.

- **DOWN 22 IN THE 3RD QUARTER:** In a 125-119 overtime win over the Miami Heat on Feb. 24, Cleveland stormed back from a 22-point deficit (97-75) with 1:28 remaining in the third quarter. That was their biggest come-from-behind win since Nov. 13, 2017 (23 points at New York).

- **TYING THE FRANCHISE MARK:** The Cavs also trailed by 19 points entering the fourth quarter (99-80) versus Miami, which is tied for their biggest margin overcome after three quarters in franchise history (trailing by 19 after 3Q vs. PHX on 11/10/04). The Cavs allowed 12 points in the final period (season low for any quarter) and outscored the Heat 14-8 in OT. Cleveland improved to 3-1 in overtime games on the season and gave Miami their first overtime loss of the season (8-1).

FOUR CAVS DOUBLING UP: In a 132-129 OT victory over San Antonio on March 8, the Wine & Gold had a season-high four players record a double-double: ANDRE DRUMMOND (28 PTS, 17 REB), KEVIN LOVE (14 PTS, 18 REB), LARRY NANCE JR. (19 PTS, 10 REB) and MATTHEW DELLAVEDOVA (14 PTS, 11 AST). The last time Cleveland had four players each post a double-double was March 24, 1990 vs. New Jersey when Hot Rod Williams (17 PTS, 10 REB), Larry Nance (12 PTS, 10 REB), Mark Price (24 PTS, 15 AST) and Brad Daugherty (12 PTS, 12 REB) accomplished that feat.

24 UNANSWERED POINTS: Against the Houston Rockets on Dec. 11, the Cavs went on a 24-0 run (1:12 mark of 3rd Q to 8:19 of 4th Q), their longest run in a game since Dec. 6, 2009 when they went on a 29-0 run at Milwaukee. (**Elias Sports Bureau**)

DOWNTOWN THIRD QUARTER: Cleveland knocked down 10 three-pointers in the third quarter of their game against Milwaukee on Nov. 29. Cleveland was only one three-pointer away from matching the franchise record for three-pointers in a single quarter that night (11 in 1Q vs. LAC on Jan. 31, 2010). Cleveland also had a season-high 32 assists on 44 field goals versus Milwaukee.

SO MUCH PAINT: During Cleveland's win at Detroit on Jan. 9, the Cavs scored a season-high 70 points in the paint, their most since 1997-98 when play by play was first kept league wide.

TRIO WITH 25+ POINTS APIECE: The Cavs overcame a five-point deficit (103-98) with 20.1 seconds remaining in regulation and defeated San Antonio 117-109 in overtime on Dec. 12. KEVIN LOVE (30 PTS), COLLIN SEXTON (28 PTS) and Jordan Clarkson (25 PTS) led the way and became the first Cavs trio to score 25+ points apiece since February 8, 2017 (Kyle Korver-29, Kyrie Irving-29, LeBron James-25).

2019-20 REGULAR SEASON NOTES

70+ POINTS IN A HALF IN CONSECUTIVE GAMES: At Boston on Dec. 27, the Cavs put up 70 points on 26-45 (.578) shooting in the second half. It was their second game in a row putting up 70+ points in a half (71 in 1st H vs. ATL on Dec. 23). The last time the Cavs recorded 70+ points in a half in back-to-back games was Nov. 20-22, 2017 (at DET, vs. BKN).

MOST REBOUNDS IN 5 YEARS: The Wine & Gold's season-best 61 rebounds at Minnesota on Dec. 28 was their most in a game since pulling down 61 boards at Philadelphia on Feb. 18, 2014. Cleveland had 60+ rebounds twice this past season.

SHARING THE SCORING LOAD: The Cavaliers have had at least six players score in double figures in a game on 21 occasions in 2019-20, including seven players with 10+ points five times (Nov. 8 at WAS, Jan. 5 at OKC, Feb. 21 at WAS, Feb. 24 vs. MIA, March 8 vs. SAS).

Cleveland Cavaliers 2019-20 Season Notes

CAVS ROOKS: DARIUS GARLAND and KEVIN PORTER JR. both provided solid contributions in their first NBS season. In 59 games (all starts), Garland averaged 12.3 points (8th-among rookies at the time of NBA's March 11 stoppage), 3.9 assists (2nd among rookies), a .355 mark from deep (8th-among rookies) and a .875 clip from the foul line in 30.9 minutes per contest. Porter Jr. played in 50 games (3 starts), averaging 10.0 points (12th among rookies), 3.2 rebounds, 2.2 assists (7th among rookies) and 0.92 steals (4th among rookies) in 23.2 minutes per night.

- **THE ONLY NBA ROOKIE:** Garland was the ONLY NBA rookie this past season with at least 700 points, 225 assists and 100 three-pointers.
- **CONSISTENT FROM DISTANCE:** Garland made at least one three-pointer in 49 games (3rd-MOST among rookies as of March 11), including two triples on 36 occasions (2nd-MOST among rookies). From Dec. 28 to Jan. 14, Garland had 10 straight games with two or more three-pointers, becoming just the 4th player in Cavs history to reach that mark and the first Cavs rookie EVER to do so.
- **4+ DIMES:** Garland had 10 straight outings of 4+ assists from Jan. 27-Feb. 24, the longest by a Cavs rookie since Kyrie Irving's franchise-rookie record tying 18 straight in 2012 (2/29/12-4/18/12).
- **KP SINCE DECEMBER:** Since Dec. 1, Porter Jr. averaged 12.0 points (.461 FG%, .375 3FG%), 3.4 rebounds, 2.3 assists and 1.0 steal in 24.8 minutes over 32 games. Before that stretch, he averaged 6.3 points (.387 FG%, .211 3FG%) and 3.0 rebounds in 20.4 minutes over 18 contests.
- **30-POINT PORTER:** In a win over Miami on Feb. 24, KEVIN PORTER JR. finished with a career-high 30 points (9-18 FG, 4-7 3FG, 8-10 FT), eight rebounds, three assists and a career-high tying three steals in 41 minutes off the bench. He became just the third rookie in franchise history to record 30+ points, 8+ rebounds and 3+ steals in a game (LeBron James twice in 2003-04 and Ron Harper once in 1986-87).
- **GETTING IT DONE OFF THE BENCH:** Porter Jr. was the ONLY rookie in the NBA averaging at least 10.0 PPG, 3.0 RPG and 2.0 APG in under 24.0 MPG in 2019-20.

DELLY'S DISH: MATTHEW DELLAVEDOVA had several big assists games this past season.

- **NINE DIMES IN 19 MINUTES:** Dellavedova handed out nine assists in just 19 minutes off the bench against Detroit on Jan. 7. The late Cavalier to have that many assists and play less than 20 minutes in a game was Terrell Brandon, who also dished out nine assists in 19 minutes against the Pistons on Feb. 5, 1993.
- **14 HELPERS:** In a win over Denver on March 7, Dellavedova dished out a career-high 14 assists to go along with seven points and a season-high six rebounds in 31 minutes. His 14 assists were the most in a game by a Cavs player since LeBron James dished out 14 assists on April 5, 2018 vs. Washington.
- **BACK-TO-BACK:** In wins over Denver (March 7) and San Antonio (March 8), Dellavedova recorded consecutive games with 10+ assists for the third time in his career.

LARRY'S CAREER YEAR: LARRY NANCE JR. knocked down 56 triples in 2019-20, a new single season career high (previous 33 three-pointers in 2018-19). On the season, he averaged a career-best 10.1 points (.531 FG%, .352 3FG%), 7.43 rebounds, 2.2 assists and 1.00 steals in 26.3 minutes per contest. He also had 12 double-doubles.

- **THE 4TH CAV EVER:** Versus Boston on March 4, Nance Jr. became just the 4th Cavs player in franchise history to record 19+ points, 15+ rebounds, 4+ assists and 4+ steals in a game.
- **STRONG STARTS:** In 10 games as a starter this past season, Nance Jr. averaged 14.6 points (.504 FG%), 10.4 rebounds, 3.1 assists, 1.50 steals and 0.70 blocks in 35.6 minutes per night.
- **BEST STRETCH OF CAREER:** Nance Jr. scored in double figures in a career-high 9 consecutive games from Jan. 20 to Feb. 5. He also scored in double figures in 18 of his last 22 games (since Jan. 20).
- **17-11-7 OFF BENCH:** Against New Orleans on Jan. 28, Nance Jr. had 17 points, 11 rebounds and seven assists as a reserve. Only two other players in franchise history have ever put up those numbers off the bench: Hot Rod Williams (11/24/87 at PHI) and Fouts Walker (2/23/75 vs. ATL).

Most 3FGM By A Rookie In Cavaliers History (Single Season)

Rookie	3FGM
Collin Sexton (2018-19)	119
Darius Garland (2019-20)	105
Kyrie Irving (2011-12)	73

Most 3FGM By A Cavs Rookie In A Game (All-Time)

Rookie	3FGM
Dion Waiters (11/5/12 at LAC)	7
Kyrie Irving (3/30/12 vs. MIL)	6
Kevin Porter Jr. (12/11/19 vs. HOU)*	6

Cavaliers With 19+ Pts, 15+ REB, 4+ AST and 4+ STL

Player	Stats
LeBron James (1/11/2008 vs. CHA)	31 PTS, 19 REB, 8 AST, 4 STL
Ron Harper (2/10/1987 vs. NYK)	25 PTS, 16 REB, 4 AST, 5 STL
Kevin Love (12/15/2014 vs. CHA)	22 PTS, 19 REB, 5 AST, 4 STL
Larry Nance Jr. (3/4/2020 vs. BOS)	19 PTS, 15 REB, 4 AST, 4 STL

Cleveland Cavaliers 2019-20 Season Notes

SEXTON'S SOPHOMORE RUN: In his 65 appearances (all starts) in 2019-20, COLLIN SEXTON averaged a team-best 20.8 points, 3.1 rebounds, 3.0 assists, 1.00 steals, a .380 mark from deep, and .846 clip from the foul line in 33.0 minutes per game. Among second-year NBA players, he had the 3rd-highest scoring average.

• **EVERY GAME:** Sexton played in all 65 games in 2019-20 and has appeared in EVERY game of his NBA career so far (147 games), the longest streak by a player who started their career with the Cavs since Andre Miller, who played his first 185 contests almost two decades ago (11/2/99 to 12/11/01).

• **CONSISTENCY:** In 2019-20, Sexton scored at least 10 points in 62 of his 65 appearances, including 20 points or more 34 times and at least 30 points five times.

• **BACK-TO-BACK 30-POINT NIGHTS:** From March 2-4, Sexton topped 30+ points in consecutive games (32, 41), becoming the first Cavalier to do that since LeBron James from April 5-6, 2018. Sexton is also just the 7th player in franchise history to record back-to-back 30+ point games in their first or second season (Austin Carr, Carlos Boozer, Kyrie Irving, LeBron James, Mike Mitchell, Ron Harper). ON A ROLL: Sexton tallied 23+ points in 6 consecutive games from Jan. 14 to Feb. 5, just one game shy of his career long streak of consecutive 23+ point outings (7 games from March 8-20, 2019). He also scored in double figures in a single season career-best 36 consecutive games since Dec. 23.

• **CAREER HIGH NIGHT:** Sexton finished with a career-high 41 points (17-30 FG) and a team-high six assists in 45 minutes versus Boston on March 4. It was the first 40-point game by a Cavs player in any contest since Jordan Clarkson (42 PTS in 3OT on Feb. 13, 2019 vs. Brooklyn) and the first 40-point game in regulation by a Cavalier since LeBron James (44 PTS on April 6, 2018 at Philadelphia). Sexton also became the 3rd Cav ever to score 40 points in a game before the age of 22 (Kyrie Irving, LeBron James).

• **200 THREES:** Sexton made his 200th career three-pointer with his second trey against Philadelphia on Feb. 26, becoming the second-youngest player in Cavs history to reach that mark (21 years, 53 days). Only LeBron James (20 years, 345 days) accomplished that feat at a younger age in Cavs history.

• **A RISING STAR:** Sexton was named to the U.S. Team for the 2020 NBA Rising Stars at All-Star Weekend in Chicago, joining 19 other Cavaliers players who have previously competed in the Rising Stars since its inception in 1994. Sexton recorded the second-most points on the U.S. Team, tallying 21 points (9-14 FG, 3-6 3FG), five rebounds, three assists and one steal in 20 minutes. The U.S. Team defeated the World Team, 151-131.

• **YOUNGEST AT MSG:** After pouring in a career-high 31 points (10-16 FG, 5-8 3FG) and zero turnovers in 30 minutes at New York on Nov. 10, Sexton became the youngest NBA player EVER to score 30+ points without recording a turnover at Madison Square Garden. Sexton (20y, 310d) is also the 2nd player in Cavs history age 20 or younger to score 30+ points and record zero turnovers in any game (LeBron James-19y/36d, 32 PTS and 0 TOs on 2/4/04 vs. LAL). In addition, Sexton became just the 3rd Cavs player of any age to record 30+ points and zero turnovers at MSG (Mike Mitchell-35 PTS and 0 TOs on 1/15/80, Danny Ferry-32 PTS and 0 TOs on 4/11/96).

• **21ST BIRTHDAY:** Against Oklahoma City on Jan. 4, Sexton had a game-high 30 points (12-22 FG, 2-5 3FG, 4-4 FT), five rebounds, two assists and zero turnovers in 36 minutes on his 21st birthday. According to the Elias Sports Bureau, Sexton is the first NBA player to record 30+ points, 5+ rebounds and zero turnovers on his birthday at age 21 or younger. He is also just the second player in NBA history to score 30+ points on his birthday at age 21 or younger (Andrew Wiggins, 30 points on his 20th birthday at HOU on 2/23/15).

• **2K POINTS:** With his 13th point vs. the Thunder on Jan. 4, Sexton became just the 3rd Cavalier to score 2,000 career points at age 21 or younger (LeBron James, Kyrie Irving).

• **TAKING CARE OF THE ROCK:** Sexton was the ONLY NBA guard to record 30+ points and zero turnovers on multiple occasions in 2019-20 (XX times).

• **STRONG FINISH:** Sexton closed out the season with a career-high five straight 25+ point performances, just the 3rd Cavalier EVER to score 25+ points in five straight games in his first or second season (LeBron James, Ron Harper).

Highest Scoring Average Among Second Year Players

Sophomore	PPG ('19-20)
Trae Young (ATL)	29.4
Luka Doncic (DAL)	28.8
Collin Sexton (CLE)	20.8
Shai Gilgeous-Alexander (OKC)	19.0

The Only Cavaliers To Score 40+ Pts Before Age 22

Lebron James
Kyrie Irving
Collin Sexton
* Sexton also joined James and Irving as the only Cavs players to ever average 20.0 PPG in a season before the age of 22

Cleveland Cavaliers 2019-20 Season Notes

DON'T FORGET ABOUT DRE: Andre Drummond, who was acquired by the Cavs on Feb. 6, played in 57 games (56 starts) for Cleveland and Detroit this past season. He averaged a career-high 17.7 points on .533 shooting from the field, an NBA-leading 15.2 rebounds, 2.7 assists, a career-high 1.91 steals and 1.63 blocks in 33.0 minutes per game.

- **MR. TOP 10 IN STEALS AND BLOCKS:** Drummond was the ONLY player to rank in the Top 10 in both steals per game (1.91-3rd) and blocks per game (1.63-9th).
- **GIVE ME THAT:** Drummond totaled 11 steals in two games (6 stls vs. BOS, 12/20 and 5 stls vs. CHI, 12/21). He had at least three steals in four straight games (1/13-1/20), tying the longest such streak of his career. On the season, he had 31 games with 2+ steals and 19 games with 3+ steals.
- **BOARD LEADER AGAIN:** With 15.2 boards per game, Drummond won his 4th NBA rebounding title (2016, 2018 and 2019). Additionally, Drummond became the first player to average at least 15.0 points and 15.0 rebounds in 4 straight seasons since Dave Cowens (4 in a row from 1970-1974).
- **15/15 IN 5 STRAIGHT GAMES:** Drummond had 23 games with at least 15 points and 15 rebounds, including a career-high tying five straight games from Oct. 28-Nov. 4.
- **20/20 IN 3 STRAIGHT GAMES:** Drummond recorded three straight 20/20 games from Oct. 30-Nov. 2, just the 4th NBA player since 1985 to accomplish that feat (DeMarcus Cousins, KEVIN LOVE, Kevin Willis).

IT'S ALL LOVE: Five-time NBA All-Star KEVIN LOVE posted 23 double-doubles in his 56 appearances (all starts) in 2019-20 and averaged 17.6 points, 9.8 rebounds (12th in NBA) and 3.2 assists in 31.8 minutes per contest. He also had a .854 FT%.


- **BIG BOARDS IN '19-20 OPENER:** In the 2019-20 season opener, Love recorded 11 points, a game-high 18 rebounds, three assists and one steal in 36 minutes at Orlando on 10/23/19. With 18 rebounds, Love tied Zydrunas Ilgauskas for the 3rd-most boards ever recorded by a Cavalier in a season opener, trailing only Anderson Varejao (23 vs. WAS, 10/30/12) and Jim Chones (19 at POR, 10/18/74). Ilgauskas had 18 rebounds in an opener twice (11/3/04 vs. IND & 10/31/07 vs. DAL). (Elias)
- **ALMOST A TRIPLE-DOUBLE:** In the home opener against Indiana on 10/26/19, Love had a near triple-double in with 21 points (5-8 FG, 3-5 3FG, 8-9 FT), a game-high tying 13 rebounds, a team-high nine assists and two steals in 33 minutes of play. His nine assists were the most he's recorded as a member of the Cavaliers (prev. 7, Oct. 19, 2018 at MIN). Love also pulled down his 5,500th career defensive rebound that night.
- **16 BOARDS IN A HALF:** In a win over Chicago on Oct. 30, Love had a double-double (17 PTS, 6-10 FG, 20 REB, 6 AST, 1 STL, 31 MIN) which included 16 rebounds in the first half, tying the franchise record for rebounds in any half (Elmore Smith vs. WAS on 2/2/78, Zydrunas Ilgauskas at UTA on 1/12/98, and Anderson Varejao twice vs. ORL on 1/2/14 and vs. DAL on 1/20/14). His 20 rebounds were also the most he has recorded in a regular season game as a Cavalier.
- **LOVE-ING THE THREE:** Love led the Cavs with **146 three-pointers** this past season. He made 2+ threes on **39** occasions, **3+** threes **36** times, **4+** threes **18** times and **5+** threes on **10** occasions. He also had a stretch of **14 straight games** (Jan. 18-Feb. 26) with multiple three-pointers, the longest in franchise history.
- **WILT NUMBERS:** Through the first 5 games of the season, Love had 86 points, 84 rebounds and 24 assists. Wilt Chamberlain (1966) is the only other player to hit all three marks in his team's first 5 games of the season. (Elias)
- **KNOCKING THEM DOWN:** Against Detroit on Jan. 7, Love tallied 30 points on 12-15 (.800) shooting from the field, and nine rebounds in 36 minutes. Love's .800 mark from the field was the 2nd-highest FG% of his NBA career with at least 10 attempts (.833, 10-12 FG vs. UTA on 2/25/09).

**The Only NBA Players To Average
9.0 REB & 2.0 3FGM in 2019-20**

Player	REB/3FGM per Game)
Kevin Love (CLE)	9.8/2.6
Karl-Anthony Towns (MIN)	10.8/3.3
Luka Doncic (DAL)	9.4/2.8
Kristaps Porzingis (DAL)	9.5/2.5

**Most Consecutive Games
With 5+ Three-Pointers (Cavs History)**

Player	Streak
Kevin Love	3 Games (March 2-March 7)
JR Smith	3 Games (Feb. 5-8, 2016)
JR Smith	3 Games (Jan. 4-8, 2016)
Dan Majerle	3 Games (April 4-10, 1996)



Andre Drummond, who was acquired by the Cavaliers on Feb. 6, 2020, averaged a career-high 17.7 points on .533 shooting from the field, an NBA-leading 15.2 rebounds, 2.7 assists, a career-high 1.91 steals and 1.63 blocks in 33.0 minutes per game in 2019-20.

Cleveland Cavaliers 2019-20 Season Notes

DOUBLE-T: Through his 57 appearances this past season (51 starts), TRISTAN THOMPSON had 25 double-doubles (19th in NBA) and averaged a career-high 12.0 points (.512 FG%), 10.1 rebounds (10th in NBA), a career-high 2.1 assists and 0.88 blocks in 30.2 minutes per contest. He also ranked 3rd in the NBA in offensive rebounds per game with a career-high tying 4.0 per night.

• **400-BLOCK, 4,000-REBOUND CLUB:** With his second block against Indiana in the home opener on Oct. 26, he became the 7th player in Cavaliers history to reach 400 blocks for his career. He also became just the 4th Cavalier to accumulate at least 400 blocks and 4,000 rebounds (LeBron James, Zydrunas Ilgauskas, Hot Rod Williams). Thompson finished the night with his 2nd double-double of the season with a team-high 25 points (11-16 FG, 1-2 3FG, 2-2 FT), a game-high tying 13 rebounds and three blocks in 35 minutes, while also making his first career three-pointer.

• **FIRST WITH 23 PTS/10 REB/5 BLK SINCE 2005:** In a win over Chicago on Oct. 30, Thompson had a game-high 23 points (11-19 FG), 10 rebounds (five offensive), two assists and a career-high five blocks in 35 minutes of play. The last Cavalier to post at least 23 points, 10 rebounds and five blocks in a contest was Zydrunas Ilgauskas on Feb. 11, 2005 versus Denver (25 PTS, 14 REB, 5 BLK). With his fourth defensive rebound of the game, Thompson passed Anderson Varejao (2,955 DREB) for the 5th-most defensive boards in Cavs history. He also recorded 20 points or more in back-to-back home games for the first time in his career (10/28/19-10/30/19).

• **OPENING 10 GAMES:** Through the first 10 games of the 2019-20 season, Thompson totaled 165 points, 114 rebounds, 23 assists and 14 blocks, becoming one of two players in Cavaliers history to record at least 150 points, 100 rebounds, 20 assists and 10 blocks through the first 10 contests (Brad Daugherty in 91-92' – 221 PTS, 103 REB, 38 AST, 21 BLK).

• **FIRST CAV EVER!** In a win at Detroit on Jan. 9, Thompson posted career-best 35 points on 15-20 (.750) shooting, a team-high 14 rebounds, three assists, one steal and a team-high three blocks in 45 minutes. According to the Elias Sports Bureau, Thompson is the FIRST player in Cavaliers history to tally at least 35 points, 14 rebounds, three blocks and a .750 FG%. The last NBA player before Thompson to reach those marks was Utah's Rudy Gobert on March 22, 2017 against New York (35 PTS, 15 REB, 4 BLK, .867 FG%).

• **MONSTER ON THE GLASS:** Against New York on Jan. 20, Thompson tallied 13 points, a career-high 22 rebounds (10 offensive), one steal and one block in 35 minutes. It was the fifth time in his career he has hit the 20+ rebound mark and first time since Nov. 24, 2018 vs. Houston (20 rebounds). Thompson became just the second player ever to have 22+ rebounds at Rocket Mortgage FieldHouse (Anderson Varejao did it twice with 25 rebounds on Jan. 2, 2014 vs. ORL and 23 rebounds on Oct. 30, 2012 vs. WAS).

• **MAJOR BENCH WORK:** Against the Hawks on Feb. 12, Thompson became the first Cavs bench player with at least 27 points and 11 rebounds in a game since Melvin Turpin (32 PTS, 13 REB) versus New York on March 11, 1986. Thompson also shot a career-high 3-3 (1.000) from beyond the arc that night.

Cavaliers With 5,000 Rebounds and 400 Blocks	
Player	Rebs/Blks
LeBron James	6,190 REB/695 BLK
Zydrunas Ilgauskas	5,904 REB/1,269 BLK
Tristan Thompson	5,393 REB/447 BLK
Thompson recorded his 5,000th career rebound with his 10th board vs. Milwaukee on Nov. 29	



Cavaliers Season Transactions

6/30/20: Cavs signed forwards Dean Wade and Jordan Bell to multi-year contracts

3/10/20: Cavs and Head Coach J.B. Bickerstaff agreed on a multi-year contract

3/8/20: Cavs signed guard Sheldon Mac to a 10-day contract

3/4/20: Cavs signed guard/forward SirDominic Pointer to a 10-day contract

2/19/20: John Beilein resigned from his position as head coach of the Cleveland Cavaliers and reassigned to a different role within the organization

2/9/20: Cavaliers signed guards J.P. Macura and Malik Newman to 10-day contracts

2/8/20: Cavaliers signed Alfonzo McKinnie to a multi-year contract

2/6/20: Cavaliers acquired center Andre Drummond from the Detroit Pistons in exchange for guard Brandon Knight, forward/center John Henson and the less

favorable of Cleveland and Golden State's 2023 second-round draft picks

1/30/20: Cavaliers signed center Marques Bolden to a 10-day contract

1/23/20: Cavaliers signed forward Alfonzo McKinnie to a second 10-day contract

1/20/20: Cavaliers signed forward Tyler Cook to a second 10-day contract

1/15/20: Cavaliers signed guard Matt Mooney to a Two-Way contract

1/13/20: Cavaliers waived Levi Randolph

1/11/20: Cavaliers recalled forward Tyler Cook from the Canton Charge

1/9/20: Cavaliers signed forwards Tyler Cook and Alfonzo McKinnie to 10-day contracts; also assigned Cook to the Canton Charge

1/6/20: Cavaliers signed guard Levi Randolph to a Two-Way contract and waived forwards Alfonzo McKinnie and Tyler Cook

1/3/20: Cavaliers converted the Two-Way contract of forward Tyler Cook into a standard NBA contract

12/24/19: Cavaliers acquired guard Dante Exum and two second-round draft picks from the Utah Jazz in exchange for guard Jordan Clarkson; The two draft picks

Cleveland will receive are a 2022 second-round pick via San Antonio and a 2023 second-round pick via Golden State

12/4/19: Cavaliers assigned guard/forward Dylan Windler to the Canton Charge, the Cavaliers' exclusively owned and operated NBA G League team

11/1/19: Cavaliers General Manager Koby Altman signed a long-term contract extension

10/30/19: Cavaliers exercised their third-year team option on guard Collin Sexton

10/26/19: Cavaliers and forward Cedi Osman agreed to a new multi-year contract extension

10/21/19: Cavaliers claimed forward Alfonzo McKinnie off waivers from Golden State

10/19/19: Cavaliers claimed forward Tyler Cook off waivers from Denver; also waived center Marques Bolden and forward Jarell Martin

10/15/19: Cavaliers waived guard Daniel Hamilton, forward Timothé Luwawu-Cabarrot, guard J.P. Macura and guard Sindarius Thornwell

9/30/19: Cavaliers announced 2019 Training Camp roster

8/21/19: Cavaliers completed coaching staff for the 2019-20 season

7/15/19: Cavaliers waived guard J.R. Smith

7/9/19: Cavaliers signed forward Dean Wade to a Two-Way contract

7/3/19: Cavaliers signed 2019 NBA Draft picks Darius Garland, Dylan Windler and Kevin Porter Jr

6/26/19: Cavaliers acquired the draft rights to Kevin Porter Jr. from the Detroit Pistons in exchange for Utah's 2020 second round pick, Portland's 2021 and 2023 second round picks, Miami's 2024 second round pick (protected) and cash considerations

6/21/19: Cavaliers selected guard Darius Garland from Vanderbilt University with the fifth overall pick and guard/forward Dylan Windler from Belmont with the 26th

overall pick in the 2019 NBA Draft

6/19/19: Cavaliers hired Antonio Lang as an Assistant Coach

6/12/19: Cavaliers hired Lindsay Gottlieb as an Assistant Coach

5/19/19: Cavaliers agreed to terms with J.B. Bickerstaff to become the team's Associate Head Coach

5/13/19: Cavaliers announced that University of Michigan Head Coach John Beilein and the team have agreed to terms on a multi-year contract for Beilein to become the new Head Coach of the Cavaliers

2019-20 Cleveland Cavaliers Team Statistics

PLAYER	---FIELD GOALS---																						---3-POINT FG---			--FREE THROWS--			---REBOUNDS---						PTS	AVG
	G	GS	MIN	FG	FGA	PCT	FG	FGA	PCT	FT	FTA	PCT	OFF	DEF	TOT	AST	PF	DQ	STL	TO	BLK															
Sexton	65	65	2143	513	1086	.472	97	255	.380	226	267	.846	61	143	204	192	142	0	65	158	7	1349	20.8													
Drummond (TOT)	57	56	1878	418	784	.533	5	35	.143	169	294	.575	250	614	864	152	201	5	109	203	93	1010	17.7													
Drummond (CLE)	8	8	225	58	105	.552	4	14	.286	20	39	.513	24	65	89	14	25	0	12	29	11	140	17.5													
Love	56	56	1780	327	727	.450	146	390	.374	187	219	.854	54	493	547	178	90	0	33	140	19	987	17.6													
Clarkson	29	0	666	144	326	.442	59	159	.371	76	86	.884	21	48	69	70	33	0	17	39	8	423	14.6													
Garland	59	59	1824	280	699	.401	105	296	.355	63	72	.875	27	84	111	229	92	0	42	151	4	728	12.3													
Thompson	57	51	1722	288	562	.512	9	23	.391	99	161	.615	226	351	577	120	124	1	33	103	50	684	12.0													
Osman	65	65	1910	266	609	.437	123	321	.383	63	94	.670	39	192	231	154	160	0	54	91	16	718	11.0													
Nance	56	10	1472	229	431	.531	56	159	.352	50	74	.676	106	303	409	123	91	0	56	60	22	564	10.1													
Porter	50	3	1162	186	421	.442	53	158	.335	73	101	.723	22	140	162	109	135	0	46	93	14	498	10.0													
Henson	29	2	412	61	120	.508	6	31	.194	17	33	.515	32	82	114	43	55	0	16	21	32	145	5.0													
Knight	16	0	241	28	86	.326	19	64	.297	4	13	.308	3	17	20	31	20	0	5	16	2	79	4.9													
McKinnie	40	1	593	73	171	.427	14	65	.215	22	31	.710	37	76	113	14	72	0	23	26	8	182	4.6													
Exum (TOT)	35	1	486	56	119	.471	15	43	.349	32	43	.744	12	55	67	40	38	0	13	31	8	159	4.5													
Exum (CLE)	24	1	402	46	96	.479	13	37	.351	30	41	.732	9	46	55	33	30	0	12	21	6	135	5.6													
Zizic	22	0	221	41	72	.569	0	0	---	14	19	.737	18	48	66	6	27	0	7	10	5	96	4.4													
Dellavedova	57	4	821	62	175	.354	21	91	.231	32	37	.865	18	57	75	180	78	0	20	59	2	177	3.1													
Newman	1	0	4	0	2	.000	0	1	.000	2	2	1.000	0	0	0	0	0	0	0	1	0	2	2.0													
Cook	11	0	35	7	10	.700	0	0	---	5	6	.833	4	6	10	1	4	0	1	1	0	19	1.7													
Wade	12	0	71	9	13	.692	2	4	.500	0	1	.000	3	16	19	2	8	0	2	3	4	20	1.7													
Mooney	4	0	19	1	4	.250	0	2	.000	0	0	---	0	3	3	1	1	0	2	0	1	2	0.5													
Bolden	1	0	3	0	0	---	0	0	---	0	0	---	0	2	2	0	1	0	1	0	0	0	0.0													
Macura	1	0	1	0	0	---	0	0	---	0	0	---	0	0	0	0	0	0	0	0	0	0	0.0													
CAVALIERS	65	-	15725	2619	5715	.458	727	2070	.351	983	1296	.758	704	2172	2876	1500	1188	1	447	1073	211	6948	106.9													
OPPONENTS	65	-	15725	2851	5811	.491	804	2143	.375	955	1245	.767	633	2154	2787	1699	1277	2	613	844	412	7461	114.8													

	----- SINGLE-GAME HIGHS -----							----- AVERAGE PER GAME -----							----- CAREER HIGHS (C=SET, T=TIED THIS SEASON)-----													
PLAYER	MIN	REB	AST	ST	TO	BL	PTS	MIN	REB	AST	STL	TO	BLK	PTS	FG	FGA	FT	F3A	REB	AST	PTS	FG	FGA	FT	F3A	REB	AST	PTS
Sexton	45	7	9	3	7	2	41	33.0	3.1	3.0	1.00	2.4	0.11	20.8	17C	30C	10	13	10	10	41C							
Drummond (TOT)	49	24	8	6	9	5	32	33.0	15.2	2.7	1.91	3.6	1.63	17.7	14T	25	14	36	29	8T	33							
Drummond (CLE)	36	17	4	4	7	3	28	28.1	11.1	1.8	1.50	3.6	1.38	17.5														
Love	41	20	9	4	6	2	33	31.8	9.8	3.2	0.59	2.5	0.34	17.6	16	31	19	24	31	10	51							
Clarkson	31	6	5	2	3	2	33	23.0	2.4	2.4	0.59	1.3	0.28	14.6	16	34	10T	12C	11	11	42							
Garland	41	5	10	3	8	1	23	30.9	1.9	3.9	0.71	2.6	0.07	12.3	9C	20C	6C	6C	5C	10C	23C							
Thompson	45	22	6	3	5	5	35	30.2	10.1	2.1	0.58	1.8	0.88	12.0	15C	20C	9	13	22C	6C	35C							
Osman	43	12	7	4	4	1	22	29.4	3.6	2.4	0.83	1.4	0.25	11.0	11	20	7	9	12C	8	29							
Nance	43	15	8	4	4	2	23	26.3	7.3	2.2	1.00	1.1	0.39	10.1	10C	17C	9	10	19	8C	23C							
Porter	41	9	7	3	7	2	30	23.2	3.2	2.2	0.92	1.9	0.28	10.0	9C	19C	8C	10C	9C	7C	30C							
Henson	31	11	5	2	2	7	10	14.2	3.9	1.5	0.55	0.7	1.10	5.0	11	19	6	10	25	6	28							
Knight	26	4	6	2	2	1	13	15.1	1.3	1.9	0.31	1.0	0.13	4.9	15	25	12	14	14	15	38							
McKinnie	30	10	2	3	2	1	15	14.8	2.8	0.3	0.58	0.7	0.20	4.6	7	15	3T	5C	10T	3	19							
Exum (TOT)	25	8	5	2	4	2	28	13.9	1.9	1.1	0.37	0.9	0.23	4.5	11C	14	7	9	8C	13	28C							
Exum (CLE)	25	8	5	2	4	2	28	16.8	2.3	1.4	0.50	0.9	0.25	5.6														
Zizic	25	12	2	1	3	1	15	10.0	3.0	0.3	0.32	0.5	0.23	4.4	9	17	6	9	14	4	23							
Dellavedova	45	6	14	1	4	1	14	14.4	1.3	3.2	0.35	1.0	0.04	3.1	7	18	6T	8	10	14C	21							
Newman	4	0	0	0	1	0	2	3.7	0.0	0.0	0.00	1.0	0.00	2.0	0C	2C	2C	2C	0C	0C	2C							
Cook	6	2	1	1	1	0	4	3.2	0.9	0.1	0.09	0.1	0.00	1.7	1C	2C	2C	2C	2C	1C	4C							
Wade	16	8	1	1	1	3	6	6.0	1.6	0.2	0.17	0.3	0.33	1.7	3C	5C	0C	1C	8C	1C	6C							
Mooney	13	2	1	1	0	1	2	4.7	0.8	0.3	0.50	0.0	0.25	0.5	1C	2C	0C	0C	2C	1C	2C							
Bolden	3	2	0	1	0	0	0	2.8	2.0	0.0	1.00	0.0	0.00	0.0	0C	0C	0C	0C	2C	0C	0C							
Macura	1	0	0	0	0	0	0	0.6	0.0	0.0	0.00	0.0	0.00	0.0	2	8	0T	0T	2	2	4							
CAVALIERS	265	60	34	14	29	10	134	241.9	44.2	23.1	6.88	16.5	3.25	106.9	65	142	51	59	69	45	154							
OPPONENTS	265	58	43	18	24	12	143	241.9	42.9	26.1	9.43	13.0	6.34	114.8	65	123	46	59	80	48	153							

2019-20 Cleveland Cavaliers

Home Statistics (11-25)

	----FIELD GOALS----										--3-POINT FG--			--FREE THROWS--			--REBOUNDS--									
PLAYER	G	GS	MIN	FG	FGA	PCT	FG	FGA	PCT	FT	FTA	PCT	OFF	DEF	TOT	AST	PF	DQ	STL	TO	BLK	PTS	AVG			
Sexton	36	36	1197	287	601	.478	48	133	.361	136	155	.877	36	78	114	116	83	0	43	91	5	758	21.1			
Drummond (TOT)	30	29	974	243	426	.570	5	22	.227	87	159	.547	137	304	441	68	97	2	51	91	48	578	19.3			
Drummond (CLE)	5	5	144	41	77	.532	4	13	.308	15	28	.536	18	46	64	9	14	0	7	12	8	101	20.2			
Love	31	31	1003	189	401	.471	94	228	.412	96	110	.873	30	270	300	110	50	0	23	73	14	568	18.3			
Clarkson	15	0	359	76	168	.452	36	82	.439	43	51	.843	9	27	36	41	19	0	6	19	7	231	15.4			
Garland	31	31	954	140	367	.381	57	159	.358	43	47	.915	12	46	58	107	52	0	20	76	3	380	12.3			
Nance	31	7	863	149	277	.538	36	100	.360	34	47	.723	63	180	243	74	42	0	31	31	10	368	11.9			
Osman	36	36	1082	157	356	.441	71	186	.382	36	52	.692	21	93	114	88	96	0	32	53	11	421	11.7			
Porter	28	2	675	116	242	.479	39	98	.398	34	49	.694	16	86	102	64	74	0	26	53	8	305	10.9			
Thompson	31	27	920	140	303	.462	6	16	.375	50	84	.595	129	204	333	68	61	0	20	53	30	336	10.8			
Knight	7	0	113	15	41	.366	10	29	.345	1	3	.333	2	8	10	18	10	0	5	9	2	41	5.9			
Henson	16	1	235	32	56	.571	2	11	.182	9	18	.500	17	41	58	24	27	0	6	12	21	75	4.7			
Exum (TOT)	19	1	254	33	69	.478	7	21	.333	12	15	.800	6	29	35	24	18	0	6	12	4	85	4.5			
Exum (CLE)	13	1	204	28	54	.519	7	19	.368	12	15	.800	5	24	29	20	14	0	5	7	3	75	5.8			
Zizic	10	0	110	20	38	.526	0	0	---	4	8	.500	12	24	36	3	11	0	3	6	3	44	4.4			
McKinnie	22	0	320	38	90	.422	7	32	.219	11	16	.688	16	47	63	5	37	0	9	15	2	94	4.3			
Dellavedova	31	3	480	32	97	.330	9	50	.180	17	18	.944	14	30	44	111	49	0	12	34	0	90	2.9			
Newman	1	0	4	0	2	.000	0	1	.000	2	2	1.000	0	0	0	0	0	0	0	1	0	2	2.0			
Cook	5	0	11	3	3	1.000	0	0	---	2	2	1.000	4	4	8	0	0	0	0	0	0	8	1.6			
Wade	6	0	32	4	5	.800	1	2	.500	0	0	---	2	6	8	1	3	0	0	2	1	9	1.5			
Mooney	3	0	6	1	2	.500	0	1	.000	0	0	---	0	1	1	1	1	0	1	0	1	2	0.7			
Bolden	1	0	3	0	0	---	0	0	---	0	0	---	0	2	2	0	1	0	1	0	0	0	0.0			
Macura	1	0	1	0	0	---	0	0	---	0	0	---	0	0	0	0	0	0	0	0	0	0	0.0			
TEAM	36	-	8715	1468	3180	.462	427	1160	.368	545	705	.773	406	1217	1623	860	644	0	250	582	129	3908	108.6			
OPPONENTS	36	-	8715	1573	3217	.489	474	1222	.388	522	660	.791	325	1183	1508	951	692	2	333	456	221	4142	115.1			

PLAYER	SINGLE-GAME HIGHS							AVERAGE PER GAME							AVERAGE PER 48 MINUTES						
	MIN	REB	AST	ST	TO	BL	PTS	MIN	REB	AST	STL	TO	BLK	PTS	REB	AST	PF	STL	TO	BLK	PTS
Sexton	45	7	7	3	7	1	41	33.3	3.2	3.2	1.19	2.5	0.14	21.1	4.6	4.7	3.3	1.72	3.6	0.20	30.4
Drummond (TOT)	49	23	7	5	6	5	31	32.5	14.7	2.3	1.70	3.0	1.60	19.3	21.7	3.4	4.8	2.51	4.5	2.37	28.5
Drummond (CLE)	36	17	4	4	5	3	28	28.7	12.8	1.8	1.40	2.4	1.60	20.2	21.3	3.0	4.7	2.33	4.0	2.67	33.7
Love	41	20	9	4	5	2	33	32.4	9.7	3.5	0.74	2.4	0.45	18.3	14.4	5.3	2.4	1.10	3.5	0.67	27.2
Clarkson	31	6	5	2	3	2	33	24.0	2.4	2.7	0.40	1.3	0.47	15.4	4.8	5.5	2.5	0.80	2.5	0.94	30.9
Garland	40	5	8	2	8	1	21	30.8	1.9	3.5	0.65	2.5	0.10	12.3	2.9	5.4	2.6	1.01	3.8	0.15	19.1
Nance	43	15	8	4	4	2	23	27.8	7.8	2.4	1.00	1.0	0.32	11.9	13.5	4.1	2.3	1.72	1.7	0.56	20.5
Osman	43	12	7	4	4	1	22	30.1	3.2	2.4	0.89	1.5	0.31	11.7	5.1	3.9	4.3	1.42	2.4	0.49	18.7
Porter	41	9	7	3	7	2	30	24.1	3.6	2.3	0.93	1.9	0.29	10.9	7.3	4.6	5.3	1.85	3.8	0.57	21.7
Thompson	38	22	6	3	4	5	27	29.7	10.7	2.2	0.65	1.7	0.97	10.8	17.4	3.5	3.2	1.04	2.8	1.57	17.5
Knight	24	4	6	2	2	1	13	16.1	1.4	2.6	0.71	1.3	0.29	5.9	4.2	7.6	4.2	2.12	3.8	0.85	17.4
Henson	23	11	3	2	2	7	10	14.7	3.6	1.5	0.38	0.8	1.31	4.7	11.8	4.9	5.5	1.23	2.5	4.29	15.3
Exum (TOT)	25	5	5	1	3	2	28	13.4	1.8	1.3	0.32	0.6	0.21	4.5	6.6	4.5	3.4	1.13	2.3	0.76	16.1
Exum (CLE)	25	5	5	1	3	2	28	15.7	2.2	1.5	0.38	0.5	0.23	5.8	6.8	4.7	3.3	1.18	1.6	0.71	17.6
Zizic	25	12	2	1	3	1	15	11.0	3.6	0.3	0.30	0.6	0.30	4.4	15.7	1.3	4.8	1.31	2.6	1.31	19.2
McKinnie	28	7	1	2	2	1	10	14.5	2.9	0.2	0.41	0.7	0.09	4.3	9.5	0.8	5.6	1.35	2.3	0.30	14.1
Dellavedova	45	6	14	1	4	0	14	15.5	1.4	3.6	0.39	1.1	0.00	2.9	4.4	11.1	4.9	1.20	3.4	0.00	9.0
Newman	4	0	0	0	1	0	2	3.7	0.0	0.0	0.00	1.0	0.00	0.0	0.0	0.0	0.0	0.00	12.0	0.00	24.0
Cook	3	2	0	0	0	0	4	2.2	1.6	0.0	0.00	0.0	0.00	1.6	34.9	0.0	0.0	0.00	0.0	0.00	34.9
Wade	16	2	1	0	1	1	3	5.3	1.3	0.2	0.00	0.3	0.17	1.5	12.0	1.5	4.5	0.00	3.0	1.50	13.5
Mooney	3	1	1	1	0	1	2	1.9	0.3	0.3	0.33	0.0	0.33	0.7	8.0	8.0	8.0	8.00	0.0	8.00	16.0
Bolden	3	2	0	1	0	0	0	2.8	2.0	0.0	1.00	0.0	0.00	0.0	32.0	0.0	16.0	16.00	0.0	0.00	0.0
Macura	1	0	0	0	0	0	0	0.6	0.0	0.0	0.00	0.0	0.00	0.0	0.0	0.0	0.0	0.00	0.0	0.00	0.0
TEAM	265	60	34	14	25	10	134	242.1	45.1	23.9	6.94	16.2	3.58	108.6	44.7	23.7	17.7	6.88	16.0	3.55	107.6
OPPONENTS	265	52	39	16	19	12	139	242.1	41.9	26.4	9.25	12.7	6.14	115.1	41.5	26.2	19.1	9.17	12.6	6.09	114.1

2019-20 Cleveland Cavaliers

Away Statistics (8-21)

PLAYER				---FIELD GOALS---						---3-POINT FG---			--FREE THROWS--			--REBOUNDS--																			
	G	GS	MIN	FG	FGA	PCT	FG	FGA	PCT	FT	FTA	PCT	OFF	DEF	TOT	AST	PF	DQ	STL	TO	BLK	PTS	AVG												
Sexton	29	29	945	226	485	.466	49	122	.402	90	112	.804	25	65	90	76	59	0	22	67	2	591	20.4												
Love	25	25	777	138	326	.423	52	162	.321	91	109	.835	24	223	247	68	40	0	10	67	5	419	16.8												
Drummond (TOT)	27	27	904	175	358	.489	0	13	.000	82	135	.607	113	310	423	84	104	3	58	112	45	432	16.0												
Drummond (CLE)	3	3	81	17	28	.607	0	1	.000	5	11	.455	6	19	25	5	11	0	5	17	3	39	13.0												
Clarkson	14	0	306	68	158	.430	23	77	.299	33	35	.943	12	21	33	29	14	0	11	20	1	192	13.7												
Thompson	26	24	801	148	259	.571	3	7	.429	49	77	.636	97	147	244	52	63	1	13	50	20	348	13.4												
Garland	28	28	870	140	332	.422	48	137	.350	20	25	.800	15	38	53	122	40	0	22	75	1	348	12.4												
Osman	29	29	828	109	253	.431	52	135	.385	27	42	.643	18	99	117	66	64	0	22	38	5	297	10.2												
Porter	22	1	487	70	179	.391	14	60	.233	39	52	.750	6	54	60	45	61	0	20	40	6	193	8.8												
Nance	25	3	609	80	154	.519	20	59	.339	16	27	.593	43	123	166	49	49	0	25	29	12	196	7.8												
Henson	13	1	177	29	64	.453	4	20	.200	8	15	.533	15	41	56	19	28	0	10	9	11	70	5.4												
McKinnie	18	1	274	35	81	.432	7	33	.212	11	15	.733	21	29	50	9	35	0	14	11	6	88	4.9												
Exum (TOT)	16	0	231	23	50	.460	8	22	.364	20	28	.714	6	26	32	16	20	0	7	19	4	74	4.6												
Exum (CLE)	11	0	198	18	42	.429	6	18	.333	18	26	.692	4	22	26	13	16	0	7	14	3	60	5.5												
Zizic	12	0	111	21	34	.618	0	0	---	10	11	.909	6	24	30	3	16	0	4	4	2	52	4.3												
Knight	9	0	128	13	45	.289	9	35	.257	3	10	.300	1	9	10	13	10	0	7	0	38	4.2													
Dellavedova	26	1	341	30	78	.385	12	41	.293	15	19	.789	4	27	31	69	29	0	8	25	2	87	3.3												
Cook	6	0	24	4	7	.571	0	0	---	3	4	.750	0	2	2	1	4	0	1	1	0	11	1.8												
Wade	6	0	40	5	8	.625	1	2	.500	0	1	.000	1	10	11	1	5	0	2	1	3	11	1.8												
Mooney	1	0	13	0	2	.000	0	1	.000	0	0	---	0	2	2	0	0	0	1	0	0	0	0.0												
TEAM	29	-	7010	1151	2535	.454	300	910	.330	438	591	.741	298	955	1253	640	544	1	197	491	82	3040	104.8												
OPPONENTS	29	-	7010	1278	2594	.493	330	921	.358	433	585	.740	308	971	1279	748	585	0	280	388	191	3319	114.4												

PLAYER	SINGLE-GAME HIGHS							AVERAGE PER GAME							AVERAGE PER 48 MINUTES						
	MIN	REB	AST	ST	TO	BL	PTS	MIN	REB	AST	STL	TO	BLK	PTS	REB	AST	PF	STL	TO	BLK	PTS
Sexton	40	7	9	3	6	2	31	32.6	3.1	2.6	0.76	2.3	0.07	20.4	4.6	3.9	3.0	1.12	3.4	0.10	30.0
Love	39	18	7	2	6	2	30	31.1	9.9	2.7	0.40	2.7	0.20	16.8	15.3	4.2	2.5	0.62	4.1	0.31	25.9
Drummond (TOT)	41	24	8	6	9	4	32	33.5	15.7	3.1	2.15	4.1	1.67	16.0	22.5	4.5	5.5	3.08	5.9	2.39	22.9
Drummond (CLE)	35	12	2	2	7	2	21	27.0	8.3	1.7	1.67	5.7	1.00	13.0	14.8	3.0	6.5	2.96	10.1	1.78	23.1
Clarkson	31	4	5	2	3	1	25	21.9	2.4	2.1	0.79	1.4	0.07	13.7	5.2	4.5	2.2	1.73	3.1	0.16	30.1
Thompson	45	15	4	3	5	3	35	30.8	9.4	2.0	0.50	1.9	0.77	13.4	14.6	3.1	3.8	0.78	3.0	1.20	20.9
Garland	41	5	10	3	8	1	23	31.1	1.9	4.4	0.79	2.7	0.04	12.4	2.9	6.7	2.2	1.21	4.1	0.06	19.2
Osman	40	12	7	3	3	1	21	28.6	4.0	2.3	0.76	1.3	0.17	10.2	6.8	3.8	3.7	1.28	2.2	0.29	17.2
Porter	31	5	5	3	5	2	18	22.1	2.7	2.0	0.91	1.8	0.27	8.8	5.9	4.4	6.0	1.97	3.9	0.59	19.0
Nance	35	14	6	3	4	2	16	24.4	6.6	2.0	1.00	1.2	0.48	7.8	13.1	3.9	3.9	1.97	2.3	0.95	15.4
Henson	31	11	5	2	2	3	10	13.6	4.3	1.5	0.77	0.7	0.85	5.4	15.2	5.2	7.6	2.71	2.4	2.98	19.0
McKinnie	30	10	2	3	2	1	15	15.2	2.8	0.5	0.78	0.6	0.33	4.9	8.8	1.6	6.1	2.45	1.9	1.05	15.4
Exum (TOT)	25	8	3	2	4	1	14	14.5	2.0	1.0	0.44	1.2	0.25	4.6	6.6	3.3	4.2	1.45	3.9	0.83	15.4
Exum (CLE)	25	8	3	2	4	1	14	18.0	2.4	1.2	0.64	1.3	0.27	5.5	6.3	3.2	3.9	1.70	3.4	0.73	14.5
Zizic	20	6	2	1	2	1	8	9.2	2.5	0.3	0.33	0.3	0.17	4.3	13.0	1.3	6.9	1.73	1.7	0.86	22.5
Knight	26	3	3	0	2	0	12	14.3	1.1	1.4	0.00	0.8	0.00	4.2	3.8	4.9	3.8	0.00	2.6	0.00	14.3
Dellavedova	34	4	8	1	3	1	14	13.1	1.2	2.7	0.31	1.0	0.08	3.3	4.4	9.7	4.1	1.13	3.5	0.28	12.2
Cook	6	1	1	1	1	0	4	4.0	0.3	0.2	0.17	0.2	0.00	1.8	4.0	2.0	8.0	2.00	2.0	0.00	22.0
Wade	14	8	1	1	1	3	6	6.6	1.8	0.2	0.33	0.2	0.50	1.8	13.2	1.2	6.0	2.40	1.2	3.60	13.2
Mooney	13	2	0	1	0	0	0	12.9	2.0	0.0	1.00	0.0	0.00	0.0	7.4	0.0	0.0	3.69	0.0	0.00	0.0
TEAM	265	60	31	13	29	6	117	241.7	44.1	25.8	9.66	16.9	28.3	104.8	42.9	21.9	18.6	6.74	16.8	2.81	104.1
OPPONENTS	265	58	43	18	24	10	143	241.7	44.1	25.8	9.66	13.4	6.59	114.4	43.8	25.6	20.0	9.59	13.3	6.54	113.6

2019-20 Cleveland Cavaliers Results (19-46)

Date	Opponent	Result	Home	Road	Total	High Scoring	High Rebounds	High Assists	Opponent Scoring	Atten.
Oct 23	@Orlando	L85-94	0-0	0-1	0-1	Thompson-16 Sexton-16	Love-18	Garland-5	Vucevic-21	18,846
Oct 26	INDIANA	W110-99	1-0	0-1	1-1	Thompson-25	Love-13 Thompson-13	Love-9	Brogdon-30	19,432
Oct 28	@Milwaukee	L112-129	1-0	0-2	1-2	Sexton-18	Love-16	Thompson-4 Clarkson-4	Middleton-21	17,385
Oct 30	CHICAGO	W117-111	2-0	0-2	2-2	Thompson-23	Love-20	Love-6	Markkanen-16 LaVine-16	17,595
Nov 1	@Indiana	L95-102	2-0	0-3	2-3	Love-22	Love-17	Clarkson-5	Brogdon-25	16,079
Nov 3	DALLAS	L111-131	2-1	0-3	2-4	Love-29	Thompson-12	Knight-6	Doncic-29	18,078
Nov 5	BOSTON	L113-119	2-2	0-3	2-5	Sexton-21	Thompson-13	Thompson-4 Clarkson-4	Hayward-39	17,709
Nov 8	@Washington	W113-100	2-2	1-3	3-5	Thompson-21	Love-12 Thompson-12	Garland-6	Bryant-23	16,946
Nov 10	@New York	W108-87	2-2	2-3	4-5	Sexton-31	Nance-9 Thompson-9	Garland-6	Randle-20	19,812
Nov 12	@Philadelphia	L97-98	2-2	2-4	4-6	Love-20 Clarkson-20	Thompson-12	Sexton-4	Embiid-27	20,294
Nov 14	MIAMI	L97-108	2-3	2-4	4-7	Love-21	Love-10	Porter-4 Dellavedova-4	Nunn-23	17,374
Nov 17	PHILADELPHIA	L95-114	2-4	2-4	4-8	Sexton-17	Thompson-9	Thompson-3 Clarkson-3	Harris-27	19,432
Nov 18	@New York	WL105-123	2-4	2-5	4-9	Porter-18	Osman-8	Clarkson-4	Randle-30	17,097
Nov 20	@Miami	L100-124	2-4	2-6	4-10	Love-25	Love-13	Dellavedova-5	Robinson-29	19,600
Nov 22	@Dallas	L101-143	2-4	2-7	4-11	Garland-23	Thompson-8	Sexton-5	Doncic-30	19,639
Nov 23	PORTLAND	W110-104	3-4	2-7	5-11	Clarkson-28	Osman-12 Nance-12	Osman-5	Lillard-23	19,432
Nov 25	BROOKLYN	L106-108	3-5	2-7	5-12	Clarkson-23	Nance-13	Porter-7	Dinwiddie-23	17,143
Nov 27	ORLANDO	L104-116	3-6	2-7	5-13	Sexton-20	Thompson-15	Sexton-6	Fournier-30	17,712
Nov 29	MILWAUKEE	L110-119	3-7	2-7	5-14	Garland-21	Thompson-13	Love-7	G. Antetokounmpo	319,432
Dec 3	DETROIT	L94-127	3-8	2-7	5-15	Sexton-22	Thompson-14	Nance-5	Griffin-24	17,504
Dec 6	ORLANDO	L87-93	3-9	2-7	5-16	Sexton-19	Nance-11	Thompson-5	Ross-21	18,446
Dec 7	@Philadelphia	L94-141	3-9	2-8	5-17	Garland-17	Love-7	Porter-4	Simmons-34	20,844
Dec 9	@Boston	L88-110	3-9	2-9	5-18	Clarkson-19	Thompson-11	Dellavedova-4	Walker-22	19,156
Dec 11	HOUSTON	L110-116	3-10	2-9	5-19	Porter-24	Love-11	Osman-7	Harden-55	17,122
Dec 12	@San Antonio	W117-109(OT)	3-10	3-9	6-19	Love-30	Love-17	Garland-5	DeRozan-21	18,354
Dec 14	@Milwaukee	L108-125	3-10	3-10	6-20	Porter-15	Love-10	Garland-5	G. Antetokounmpo	217,481
Dec 16	@Toronto	L113-133	3-10	3-11	6-21	Sexton-25	Thompson-8	Henson-5 Garland-5	Siakam-33	19,800
Dec 18	CHARLOTTE	W100-98	4-10	3-11	7-21	Sexton-23	Love-14	Love-7	Rozier-35	17,023
Dec 20	MEMPHIS	W114-107	5-10	3-11	8-21	Clarkson-33	Thompson-15	Dellavedova-8	Ja. Jackson-24	19,432
Dec 23	ATLANTA	W121-118	6-10	3-11	9-21	Sexton-25	Thompson-10	Love-5	Young-30	18,007
Dec 27	@Boston	L117-129	6-10	3-12	9-22	Love-30	Love-7 Thompson-7	Dellavedova-6	Brown-34	19,156
Dec 28	@Minnesota	W94-88	6-10	4-12	10-22	Sexton-18 Garland-18	Thompson-15	Thompson-3 Garland-3	Teague-18	15,411
Dec 31	@Toronto	L97-117	6-10	4-13	10-23	Sexton-22	Love-11 Thompson-11	Osman-4 Porter-4 Garland-4	Lowry-24	19,800
Jan 2	CHARLOTTE	L106-109	6-11	4-13	10-24	Sexton-21	Thompson-11	Garland-8	Rozier-30	17,859
Jan 4	OKLAHOMA CITY	L106-121	6-12	4-13	10-25	Sexton-30	Thompson-14	Garland-7	Schroder-22	19,432
Jan 11	@Denver	W111-103	6-14	6-13	12-27	Sexton-25	Love-15	Garland-8	Murray-24	19,533
Jan 13	@L.A. Lakers	L99-128	6-14	6-14	12-28	Love-21	Love-11	Sexton-4 Garland-4	James-31	18,997
Jan 14	@L.A. Clipper	L103-128	6-14	6-15	12-29	Sexton-25	Wade-8 Thompson-8	Garland-10	Leonard-43	19,068
Jan 17	@Memphis	L109-113	6-14	6-16	12-30	Sexton-28	McKinnie-10	Sexton-6 Garland-6	Brooks-26	17,102
Jan 18	@Chicago	L116-118	6-14	6-17	12-31	Love-29	Sexton-7 Thompson-7	Love-6	LaVine-42	19,939
Jan 20	NEW YORK	WL86-106	6-15	6-17	12-32	Sexton-17	Thompson-22	Sexton-4	Morris-19 Randle-19	17,133

2019-20 Cleveland Cavaliers Results (continued)

Date	Opponent	Result	Home	Road	Total	High Scoring	High Rebounds	High Assists	Opponent Scoring	Atten.
Jan 23	WASHINGTON	L112-124	6-16	6-17	12-33	Sexton-29	Nance-12	Osman-5	Beal-36	16,689
Jan 25	CHICAGO	L106-118	6-17	6-17	12-34	Love-20	Nance-11	Osman-6	LaVine-44	19,432
						Love-11	Thompson-6			
Jan 27	@Detroit	W115-100	6-17	7-17	13-34	Sexton-23	Thompson-11	Sexton-5	Jackson-16	12,597
Jan 28	NEW ORLEANS	L111-125	6-18	7-17	13-35	Sexton-24	Nance-11	Nance-7	Holiday-28	19,432
Jan 30	TORONTO	L109-115	6-19	7-17	13-36	Love-23	Thompson-12	Garland-8	Ibaka-26	17,695
						Sexton-23				
Feb 1	GOLDEN STATE	L112-131	6-20	7-17	13-37	Sexton-23	Thompson-11	Love-5	Robinson-22	18,410
						Love-11				
Feb 3	NEW YORK	WL134-139(OT)	6-21	7-17	13-38	Love-33	Love-13	Sexton-7	Morris-26	16,303
Feb 5	@Oklahoma City	L103-109	6-21	7-18	13-39	Sexton-23	Henson-11	Garland-6	Schroder-30	18,203
Feb 9	L.A. CLIPPERS	L92-133	6-22	7-18	13-40	Drummond-19	Drummond-14	Garland-6	Williams-25	17,240
Feb 12	ATLANTA	W127-105	7-22	7-18	14-40	Thompson-27	Drummond-15	Garland-7	Young-27	16,200
Feb 21	@Washington	W113-108	7-22	8-18	15-40	Sexton-25	Drummond-12	Garland-4	Beal-26	18,895
								Thompson-4		
Feb 22	@Miami	L105-124	7-22	8-19	15-41	Osman-19	Exum-8	Sexton-9	Nunn-24	19,754
Feb 24	MIAMI	W125-119(OT)	8-22	8-19	16-41	Porter-30	Love-14	Garland-7	Adebayo-22	17,336
									Dragic-22	
Feb 26	PHILADELPHIA	W108-94	9-22	8-19	17-41	Sexton-28	Nance-15	Porter-6	Milton-20	16,332
								Love-6		
Feb 28	@New Orleans	L104-116	9-22	8-20	17-42	Sexton-31	Love-7	Dellavedova-6	Ingram-29	18,304
Feb 29	INDIANA	L104-113	9-23	8-20	17-43	Drummond-27	Drummond-13	Love-7	Warren-30	19,432
Mar 2	UTAH	L113-126	9-24	8-20	17-44	Sexton-32	Love-9	Dellavedova-9	Bogdanovic-28	15,453
Mar 4	BOSTON	L106-112	9-25	8-20	17-45	Sexton-41	Nance-15	Sexton-6	Tatum-32	16,897
Mar 7	DENVER	W104-102	10-25	8-20	18-45	Love-27	Thompson-13	Dellavedova-14	Barton-22	19,432
Mar 8	SAN ANTONIO	W132-129(OT)	11-25	8-20	19-45	Drummond-28	Love-18	Dellavedova-11	DeRozan-25	17,995
Mar 10	@Chicago	L103-108	11-25	8-21	19-46	Sexton-26	Love-8	Dellavedova-8	White-20	17,837



2019-20 Game-By-Game Breakdown (19-46)

DATE	GAME	W/L	SCORE	FG-A%	3FG-A%	FT-A%	REB-ODT	AST	TO	STL	BS	BENS	PTP	2CP	FBP	BGL	STREAK (O-H-R)	
10/23	CAVS	L	85	33-89-.371	9-34-.265	10-15-.667	10-44-54	20	16	8	2	21	42	7	10	2	L1-XX-L1	
	at Magic	94	37-860.430	9-30-.300	11-19-.579	7-39-.46	24	13	12	4	36	50	8	14	20			
10/26	CAVS	W	110	40-80-.500	11-31-.355	19-29.655	12-32-44	23	18	9	7	33	50	14	4	24	W1-W1-L1	
	vs.Pacers	99	39-87-.448	10-28-.357	11-13-.847	6-30-.36	23	17	7	3	22	48	9	13	5			
10/28	CAVS	L	112	45-100-.450	12-39-.308	10-12-.833	10-38-48	19	11	2	3	43	50	13	11	4	L1-W1-L2	
	at Bucks	129	48-92-.522	17-38-.447	16-24-.667	8-42-.50	29	12	9	1	50	58	16	24	21			
10/30	CAVS	W	117	41-78-.526	10-24-.417	25-31-.806	10-37-47	25	19	3	7	38	58	16	10	8	W1-W2-L2	
	vs.Bulls	111	30-90-.433	14-39-.359	19-23=.826	9-23-.32	25	7	6	5	41	46	22	13	10			
11/1	CAVS	L	95	32-87-.368	11-32-.344	20-25-.800	3-43-.46	20	16	8	1	33	38	2	16	9	L1-W2-L3	
	at Pacers	102	39-96-.406	5-27-.185	19-21-.905	12-45-.57	20	13	8	10	35	56	14	18	11			
11/3	CAVS	L	111	39-96-.406	18-48-.375	15-22-.682	12-29-41	24	9	9	4	42	28	14	9	8	L2-L1-L3	
	vs.Mavericks	131	50-94-.532	20-41-.488	11-13-.846	11-40-.51	34	14	5	6	48	52	19	10	22			
11/5	CAVS	L	113	40-96-.417	13-33-.394	20-22-.909	12-32-44	22	9	3	6	40	44	15	11	2	L3-L2-L3	
	vs.Celtics	119	48-85-.565	12-30-.400	11-15-.733	4-41-.45	24	14	5	12	24	60	7	6	13			
11/8	CAVS	W	113	41-90-.456	6-27-.222	25-29-.862	17-31-48	18	13	10	5	34	62	23	10	21	W1-L2-W1	
	at Washington	110	45-96-.469	7-31-.226	3-6-.500	17-30-.47	26	19	5	5	22	54	18	8	0			
11/10	CAVS	W	108	36-82-.439	8-28-.286	28-31-.903	9-36-.45	20	14	11	2	34	50	11	23	30	W2-L2-W2	
	at Knicks	87	31-86-.360	9-31-.290	16-25-.640	17-35-.52	19	21	11	8	41	32	15	11	0			
11/12	CAVS	L	97	38-86-.442	5-21-.238	16-20-.800	9-36-.45	13	13	10	0	32	58	14	13	7	L1-L2-L1	
	at 76ers	98	40-89-.449	8-38-.211	10-13-.769	11-35-.46	24	14	8	8	21	56	19	25	9			
11/14	CAVS	L	97	36-85-.424	8-32-.250	17-21-.810	11-30-41	18	18	14	2	36	44	14	13	0	L2-L3-L1	
	vs.Heat 108	43-79-.544	12-30-.400	10-11-.909	4-37-.41	31	19	10	7	32	50	6	18	27				
11/17	CAVS	L	95	34-90-.378	6-25-.240	21-24-.875	11-31-42	14	15	9	5	38	48	17	8	5	L3-L4-L1	
	vs.76ers	114	46-84-.548	9-23-.391	13-17-.765	4-40-.44	33	14	6	11	44	58	2	17	31			
11/18	CAVS	L	105	36-76-.474	17-36-.472	16-30-.533	10-31-41	18	20	2	1	49	34	8	4	0	L4-L4-L2	
	at Knicks	123	44-98-.449	8-23-.348	27-35-.771	19-28-.47	17	7	8	10	42	54	30	9	27			
11/20	CAVS	L	100	37-87-.425	12-38-.316	14-16-.875	10-24-34	19	19	13	2	27	40	15	11	2	L5-L4-L3	
	at HEAT 124	41-78-.526	19-37-.514	23-31-.742	12-32-.44	25	24	8	5	50	32	19	7	30				
11/22	CAVS	L	101	37-86-.430	12-29-.414	15-17-.882	8-26-34	23	10	3	3	28	44	2	23	3	L6-L4-L4	
	at Mavericks	143	58-100-.580	20-37-.541	7-9-.778	10-39-.49	31	5	8	7	64	70	15	14	42			
11/23	CAVS	W	110	37-86-.430	10-31-.323	26-32-.812	8-43-51	19	13	9	2	41	50	14	7	15	W1-W1-L4	
	vs.Trail Blazers	104	39-87-.448	14-40-.350	12-16-.750	6-32-.3821	10	6	5	30	36	3	2	6				
11/25	CAVS	L	106	40-94-.426	13-32-.406	13-20-.650	12-33-.45	24	12	5	4	35	48	14	12	4	L1-L1-L4	
	vs.Nets	108	44-94-.468	11-34-.324	9-11-.818	12-36-.48	29	10	8	10	19	60	19	8	9			
11/27	CAVS	L	116	45-93-.484	11-34-.324	12-22-.864	12-37-.49	20	25	5	0	32	42	14	11	2	L2-L2-L4	
	vs.Magic	104	37-81-.457	12-33-.364	14-17-.824	6-28-.34	23	11	13	6	39	50	9	24	17			
11/29	CAVS	L	119	44-88-.500	17-34-.500	5-10-.500	8-33-.41	32	13	7	1	26	44	3	8	2	L3-L3-L4	
	vs.Bucks	110	45-88-.511	12-34-.353	17-23-.739	11-36-.47	28	14	7	4	51	54	14	13	22			
12/3	CAVS	L	94	38-89-.427	8-27-.296	10-14-.714	11-28-.39	16	14	6	6	37	54	11	10	4	L4-L4-L4	
	vs.Pistons	127	51-94-.543	18-35-.514	7-11-.636	10-36-.46	33	12	11	6	67	60	10	17	35			
12/6	CAVS	L	87	35-83-.422	10-34-.294	7-10-.700	10-35-.45	22	18	9	7	31	42	8	15	6	L5-L5-L4	
	vs.Magic	93	32-82-.390	9-26-.346	20-23-.870	10-33-.43	19	17	10	9	39	36	14	11	11			
12/7	CAVS	L	94	36-96-.375	9-35-.257	13-17-.765	11-24-.35	20	18	4	0	47	52	14	7	0	L6-L5-L5	
	at 76ers	141	57-90-.633	11-26-.423	16-23-.696	10-41-.51	43	8	13	8	58	82	12	30	53			
12/9	CAVS	L	88	36-91-.396	7-31-.226	9-19-.474	18-27-.45	18	18	8	2	43	52	8	10	0	L7-L5-L6	
	at Celtics	110	45-78-.577	15-27-.556	5-8-.625	5-34-.39	22	18	8	9	25	46	26	17	29			
12/11	CAVS	L	110	46-89-.517	13-32-.406	5-8-.625	9-27-.36	29	17	8	4	53	54	15	20	11	L8-L6-L6	
	vs.Rockets	116	43-87-.494	17-42-.405	13-13-1.000		11-25-.36	18	13	10	6	14	48	10	13	14		
12/12	CAVS	W	117	44-96-.458	15-45-.333	14-20-.700	11-39-.50	22	19	6	3	34	50	14	9	13	W1-L6-W1	
	at Spurs	109	42-86-.488	5-16-.312	20-25-.800	2-34-.26	19	12	11	7	42	56	3	18	6			
12/14	CAVS	L	108	41-90-.456	15-35-.429	11-15-.733	12-33-.45	27	18	10	3	58	40	14	15	1	L1-L6-L1	
	at Bucks	125	46-85-.541	14-37-.378	19-26-.731	8-33-.41	26	12	6	6	52	58	12	35	28			
12/16	CAVS	L	113	44-90-.489	12-35-.343	13-17-.765	9-30-.39	30	11	6	1	29	56	16	4	3	L2-L6-L2	
	at Raptors	133	52-89-.584	16-32-.500	13-17-.765	6-35-.41	31	7	7	2	34	60	9	29	20			
12/18	CAVS	W	100	40-74-.541	7-26-.269	13-17-.765	10-38-.48	25	25	7	3	22	58	18	13	24	W1-W1-L2	
	vs.Hornets	98	37-91-.407	11-18-.611	11-18-.611	15-20-.35	25	9	12	3	29	48	13	7	0			
12/20	CAVS	W	114	40-92-.435	17-37-.459	17-23-.739	16-44-.60	26	16	4	10	47	34	22	14	8	W2-W2-L2	
	vs.Grizzlies	107	44-102-.431	14-41-.341	5-7-.714	10-36-.46	31	7	9	8	35	56	8	23	12			
12/23	CAVS	W	121	50-96-.521	11-29-.379	10-12-.833	7-36-.43	19	23	8	6	34	66	17	10	14	W3-W3-L2	
	vs.Hawks	118	45-95-.474	15-42-.357	13-17-.765	5-32-.37	23	16	11	7	17	46	7	12	4			
12/27	CAVS	L	117	44-85-.518	9-23-.391	20-29-.690	6-32-.38	22	11	7	3	42	60	8	19	2	L1-W3-L3	
	at Celtics	129	49-95-.516	14-40-.350	17-19-.895	12-31-.43	28	11	4	10	36	60	18	22	23			
12/28	CAVS	W	94	32-77-.416	4-20-.200	26-36-.722	14-47-.61	13	29	8	4	30	44	15	6	12	W1-W3-W1	
	at Timberwolves	88	33-93-.355	8-37-.216	14-19-.737	13-26-.39	17	17	17	8	50	50	17	15	2			
12/31	CAVS	L	97	37-87-.425	10-38-.263	13-16-.812	8-33-.41	21	15	5	4	25	38	19	4	3	L1-W3-L1	
	at Raptors	117	40-84-.476	17-39-.436	20-25-.800	10-35-.45	29	12	5	7	41	40	14	8	21			

(BENS=Bench Scoring, PTP=Points in the Paint, 2CP=Second Chance Points, FBP=Fast Break Points, BGL=Biggest L ead, STRK (OHR)=Cavs Streak (Overall, Home, Road)

2019-20 Game-By-Game Breakdown (continued)

DATE	GAME	W/L	SCORE	FG-A-%	3FG-A-%	FT-A-%	REB-ODT	AST	TO	STL	BS	BENS	PTP	2CP	FBP	BGL	STREAK (O-H-R)
1/2	CAVS	L	106	41-81-506	13-35-371	11-14-786	7-35-42	26	15	6	3	30	54	6	12	11	L2-L1-L1
	vs. Hornets	109	37-83-446	15-38-395		20-24-833	10-29-39	25	11	5	0	35	44	4	10	5	
1/4	CAVS	L	106	39-85-459	14-30-467	14-17-824	9-33-42	19	15	4	0	19	46	12	7	5	L3-L2-L1
	vs. Thunder	121	43-96-448	14-37-378		21-26-808	18-34-52	24	12	6	4	52	48	21	10	19	
1/5	CAVS	L	103	40-84-476	8-25-320	15-19-789	12-32-44	15	20	6	2	43	50	10	6	25	L4-L3-L1
	vs. Timberwolves	118	47-95-495	14-38-368		10-13-769	14-29-43	32	17	16	8	31	58	20	8	2	
1/7	CAVS	L	113	42-85-494	14-31-452	15-16-938	11-35-46	29	17	7	4	24	44	7	10	15	L5-L4-L1
	vs. Pistons	115	42-91-462	13-33-394		18-21-857	10-30-40	26	9	8	3	38	56	14	12	2	
1/9	CAVS	W	115	48-91-527	5-20-250	14-20-700	10-29-39	24	15	9	5	13	70	19	4	5	W1-L4-W1
	at Pistons	112	48-98-490	6-20-300		10-16-625	19-27-46	20	16	8	9	43	74	18	10	13	
1/11	CAVS	W	111	44-89-494	12-37-324	11-13-846	12-43-55	22	15	5	1	20	56	13	8	17	W2-L4-W2
	at Nuggets	103	41-95-432	8-39-205		13-18-722	11-31-41	23	5	9	4	21	58	15	11	1	
1/13	CAVS	L	99	38-85-447	7-25-280	16-24-667	10-30-40	21	20	4	1	14	50	13	13	14	L1-L4-L1
	at Lakers	128	48-88-545	11-30-367		21-28-750	11-34-45	33	9	8	3	60	68	15	22	32	
1/14	CAVS	L	103	38-91-418	14-37-378	13-15-867	8-32-40	25	13	5	6	36	44	19	10	3	L2-L4-L2
	at Clippers	128	49-94-521	15-38-395		15-21-714	14-39-53	29	11	7	8	45	58	19	22	36	
1/17	CAVS	L	109	41-92-446	9-36-250	18-26-692	16-34-50	18	15	6	2	44	54	19	14	9	L3-L4-L3
	at Grizzlies	113	45-89-506	9-28-321		14-20-700	7-37-44	32	12	11	8	44	70	7	29	21	
1/18	CAVS	L	116	40-74-541	15-29-517	21-23-913	7-29-36	27	26	5	5	15	40	15	4	19	L4-L4-L4
	at Bulls	118	48-87-552	9-25-360		13-17-765	4-23-27	25	12	17	5	32	68	8	10	4	
1/20	CAVS	L	106	32-94-340	11-33-333	11-17-647	16-37-53	15	10	5	4	19	34	18	11	5	L5-L5-L4
	vs. Knicks	86	41-85-482	9-23-391		15-17-882	7-42-49	17	10	6	9	37	56	10	14	21	
1/23	CAVS	L	124	44-96-458	11-33-333	13-17-765	10-26-36	24	9	7	1	34	52	19	6	12	L6-L6-L4
	vs. Wizards	112	47-85-553	16-36-444		14-18-778	7-34-41	28	10	3	3	59	56	7	3	20	
1/25	CAVS	L	118	42-84-500	13-30-433	9-11-818	11-32-43	30	21	5	1	30	44	14	8	11	L7-L7-L4
	vs. Bulls	106	44-85-518	12-33-364		18-24-750	7-29-36	24	11	15	2	28	64	8	16	24	
1/27	CAVS	W	115	48-96-500	9-24-375	10-13-769	11-34-45	25	14	9	6	42	64	22	9	25	W1-L7-W1
	at Pistons	100	38-84-452	12-35-343		12-17-706	9-28-37	18	18	8	7	39	42	15	6	3	
1/28	CAVS	L	111	42-96-438	11-34-324	16-18-889	14-32-46	25	15	7	2	57	52	9	12	3	L1-L8-W1
	vs. Pelicans	125	47-88-534	13-34-382		18-24-750	7-33-40	29	18	10	10	45	62	13	10	22	
1/30	CAVS	L	109	42-90-467	13-33-361	12-14-857	15-37-52	23	23	7	3	37	46	19	9	6	L2-L9-W1
	vs. Raptors	115	41-84-488	12-32-375		21-28-750	9-28-37	23	14	13	3	30	50	7	12	14	
2/1	CAVS	L	131	41-95-432	16-44-432	14-14-100	13-33-46	26	16	8	3	44	44	17	8	7	L3-L10-W1
	vs. Warriors	112	48-90-533	18-35-514		17-19-895	10-34-44	39	11	11	10	54	54	8	27	32	
2/3	CAVS	L	134	52-92-565	18-35-514	12-18-667	5-29-34	34	15	6	3	25	48	8	0	10	L4-L11-W1
	vs. Knicks	139	57-102-559	10-26-385		15-21-714	12-34-46	33	12	11	1	61	72	13	15	5	
2/5	CAVS	L	103	41-89-461	15-38-395	6-11-545	9-36-45	31	20	4	2	27	44	11	15	6	L5-L11-L1
	at Thunder	109	38-81-469	9-26-346		24-30-800	5-35-40	21	12	9	6	49	42	6	9	12	
2/9	CAVS	L	133	35-95-368	7-33-212	15-22-682	16-29-45	22	16	9	1	37	50	11	4	0	L6-L12-L1
	vs. Clippers	92	53-93-570	12-36-333		15-20-750	10-42-52	28	12	11	6	57	64	15	25	45	
2/12	CAVS	W	127	48-94-511	10-28-357	21-25-840	17-38-55	25	17	8	6	52	68	21	10	23	W1-W1-L1
	vs. Hawks	105	36-84-429	13-34-382		20-25-800	9-29-38	24	17	11	5	25	44	14	12	5	
2/21	CAVS	W	113	43-81-531	11-27-407	16-25-640	10-37-47	19	22	3	6	36	52	12	4	8	W2-W1-W1
	at Wizards	108	41-106-387	9-37-243		17-23-739	17-30-47	24	12	12	3	50	60	22	9	16	
2/22	CAVS	L	105	38-79-481	13-36-361	16-22-727	11-29-40	29	25	8	2	39	44	14	18	0	L1-W1-L1
	at Heat 124	45-79-570	19-40-475	15-20-750		4-25-29	34	16	16	4	36	44	5	15	31		
2/24	CAVS	W	125	43-98-439	14-38-368	25-34-735	14-40-54	25	12	8	6	61	54	18	10	6	W1-W1-L1
	vs. Heat 119	44-96-458	16-42-381	15-20-750		9-40-49	33	15	6	11	45	40	15	6	22		
2/26	CAVS	W	108	41-78-526	11-24-458	15-17-882	9-40-49	24	19	5	4	36	52	11	11	20	W2-W2-L1
	vs. 76ers	94	36-89-404	13-38-342		9-14-643	8-24-32	22	9	13	9	41	36	4	4	0	
2/28	CAVS	L	104	43-95-453	11-31-355	7-12-583	10-24-34	27	14	7	2	29	56	13	16	2	L1-W2-L2
	at Pelicans	116	48-88-545	9-23-391		11-15-733	12-37-49	36	17	12	8	31	72	17	23	23	
2/29	CAVS	L	113	41-85-482	5-22-227	17-20-850	6-30-36	30	16	9	6	23	64	2	22	5	L2-L1-L2
	vs. Pacers	104	47-87-540	8-23-348		11-14-786	8-30-38	30	13	10	1	34	58	10	10	9	
3/2	CAVS	L	113	42-91-462	20-41-488	12-18-667	11-25-36	28	7	10	1	13	44	13	18	6	L3-L2-L2
	vs. Jazz	126	47-83-566	17-41-415		12-14-857	8-39-47	30	15	3	7	32	48	11	7	18	
3/4	CAVS	L	106	40-86-465	13-38-342	15-20-750	17-33-50	24	13	6	7	7	44	14	6	4	L4-L3-L2
	vs. Celtics	112	39-89-438	11-30-367		21-26-808	13-36-49	16	11	10	2	43	48	18	14	13	
3/7	CAVS	W	102	42-76-553	12-28-429	8-12-667	8-31-39	32	22	8	2	16	48	5	15	7	W1-W1-L2
	vs. Nuggets	104	43-85-506	13-32-406	3-8-375	9-24-33	28	18	15	0	29	40	13	13	11		
3/8	CAVS	W	132	43-94-457	13-34-382	33-45-733	14-46-60	26	18	4	4	31	52	21	11	17	W2-W2-L2
	vs. Spurs	129	43-98-439	10-26-385		33-36-917	6-38-44	20	9	15	6	42	52	13	15	6	
3/10	CAVS	L	103	40-80-500	6-24-250	17-23-739	9-26-35	29	18	1	5	22	66	14	11	4	L1-W2-L3
	at Bulls	108	42-84-500	12-34-353		12-15-800	14-32-46	23	21	8	6	33	56	17	11	10	

(BENS=Bench Scoring, PTP=Points in the Paint, 2CP=Second Chance Points, FBP=Fast Break Points, BGL=Biggest L ead, STRK (OHR)=Cavs Streak (Overall, Home, Road)



Cavs guard Matthew Dellavedova recorded a team-high 3.05 assist-to-turnover ratio in 2019-20 and averaged 9.2 assists over the final five games of the season.

Cavaliers Season Highs And Lows

CAVALIERS						
HIGHS			CATEGORY	LOWS		
DATE	TOTAL	GAME		DATE	TOTAL	GAME
2/3/20	134 (OT)	vs. NYK	Points	10/23/19	85	at ORL
1/18/20	73	at CHI	Points (Half)	1/20/20	36	vs. NYK
1/18/20	73	at CHI	Points (1st Half)	12/7/19	36	at PHI
12/27/19	70	at BOS	Points (2nd Half)	1/20/20	36	vs. NYK
12/23/19	42 (2X)	vs. ATL	Points (Quarter)	11/1/19	11	at IND
12/23/19	42	vs. ATL	Points (1st QTR)	12/9/19	18	at BOS
1/18/20	40	at CHI	Points (2nd QTR)	10/23/19	17	at ORL
11/29/19	42	vs. MIL	Points (3rd QTR)	1/20/20	14	vs. NYK
10/30/19	37	vs. CHI	Points (4th QTR)	1/18/20	14	at CHI
2/3/20	52	vs. NYK	FG Made	1/20/20	32	vs. NYK
10/28/19	100	at MIL	FG Attempted	12/18/19	70	vs. CHA
2/3/20	.565	vs. NYK	FG Percentage	1/20/20	.340	vs. NYK
2/3/20	18	vs. NYK	3FG Made	12/28/19	4	at MIN
12/12/19	45	at SAS	3FG Attempted	12/28/19	20	at MIN
1/18/20	.517	at CHI	3FG Percentage	12/28/19	.200	at MIN
3/8/20	33	vs SAS	FT Made	12/12/19	5	vs. HOU
3/8/20	45	vs. SAS	FT Attempted	12/12/19	8	vs. HOU
2/1/20	1,000	vs. GSW	FT Percentage	12/9/19	.474	at BOS
12/28/19	61	at MIN	Rebounds	2/28/20	34	at NOP
12/9/19	18	at BOS	Off. Rebounds	12/27/19	6	at BOS
12/28/19	48	at MIN	Def. Rebounds	2/28/20	24	at NOP
2/3/20	34	vs. NYK	Assists	12/28/19	13	at MIN
11/14/19	14	vs MIA	Steals	11/18/19	2	at NYK
12/28/19	28	at MIN	Turnovers	3/2/20	7	vs. UTA
2/22/20	37	at MIA	Opp. Pts Off Turnovers	10/28/19	9	at MIL
12/20/19	10	vs. MEM	Blocked Shots	1/4/20	0	vs. OKC
1/4/19	26	vs OKC	Fouls	12/9/19	11	at BOS
11/10/19	30	at NYK	Biggest Lead (Left)/Deficit (Right)	12/7/19	53	at PHI
OPPONENT						
HIGHS			CATEGORY	LOWS		
DATE	TOTAL	TEAM		DATE	TOTAL	TEAM
11/22/19	143	at DAL	Points	11/10/19	87	at NYK
2/22/20	82	at MIA	Points (Half)	11/10/19	36	at NYK
2/22/20	82	at MIA	Points (1st Half)	11/10/19	36	at NYK
1/13/20	81	at LAL	Points (2nd Half)	10/23/19	39	at ORL
11/22/19	45	at DAL	Points (Quarter)	11/6/19	16	vs. ORL
2/28/20	43	at NOP	Points (1st QTR)	1/11/20	18	at DEN
2/22/20	44	at MIA	Points (2nd QTR)	11/10/19	17	at NYK
11/22/19	45	at DAL	Points (3rd QTR)	12/6/19	16	vs. ORL
1/13/20	44	at LAL	Points (4th QTR)	11/12/19	16	at PHI
11/22/19	58	at DAL	FG Made	11/10/19	31	at NYK
2/21/20	106	at WAS	FG Attempted	12/9/19	78	at BOS
12/7/19	.633	at PHI	FG Percentage	12/29/19	.355	at MIN
3/2/20	20	vs UTA	3FG Made	12/12/19	5	at SAS
12/11/19	42	vs. HOU	3FG Attempted	12/12/19	16	at SAS
12/9/19	.556	at BOS	3FG Percentage	1/11/20	.205	at DEN
3/8/20	33	vs. SAS	FT Made	3/7/20	3	vs. DEN
3/8/20	36	vs. SAS	FT Attempted	11/8/19	6	at WAS
12/11/19	1,000	vs. HOU	FT Percentage	3/7/20	.375	vs. DEN
1/14/20	53	at LAC	Rebounds	1/18/20	27	at CHI
1/9/20	19	at DET	Off. Rebounds	12/12/19	2	at SAS
11/1/19	43	at IND	Def. Rebounds	1/18/20	23	at CHI
12/7/19	43	at PHI	Assists	1/20/20	17	vs. NYK
1/18/20	17	at CHI	Steals	1/23/20	3	vs. WAS
11/20/19	24	at MIA	Turnovers	1/12/20	5	at DEN
1/13/20	31	at LAL	Opp. Pts Off Turnovers	11/18/19	4	vs. BOS
11/5/19	12	vs. BOS	Blocked Shots	3/7/20	0	vs. DEN
12/28/19	29	at MIN	Fouls	1/12/20	13	at DEN

* denotes overtime / Most recent game for multiple occurrences

Top Single Game Performances (2019-20 Season)

CAVALIERS		
PLAYER	TOTAL	OPPONENT/DATE
POINTS		
Collin Sexton	41	vs. BOS 3/4/20
REBOUNDS		
Tristan Thompson	22	vs. NYK 1/20/20
OFFENSIVE REBOUNDS		
Tristan Thompson	10	vs. NYK 1/20/20
DEFENSIVE REBOUNDS		
Kevin Love	19	vs. CHI 10/30/19
ASSISTS		
Matthew Dellavedova	14	vs. DEN 3/7/20
BLOCKS		
John Henson	7	vs. MEM 12/20/19
STEALS		
Larry Nance Jr.	4	vs. BOS 3/4/20
FIELD GOALS MADE		
Collin Sexton	17	vs. BOS 3/4/20
FIELD GOALS ATTEMPTED		
Collin Sexton	30	vs. BOS 3/4/20
FREE THROWS MADE		
Jordan Clarkson	10	vs. Portland 11/23/19
FREE THROWS ATTEMPTED		
Kevin Love	13	at WAS 11/8/19
3-POINT FIELD GOALS MADE		
Kevin Love	6	vs. UTA 3/2/20
3-POINT FIELD GOALS ATTEMPTED		
Kevin Love	11	vs. UTA 3/2/20
MINUTES		
Matthew Dellavedova	45	vs. SAS 3/8/20
POINTS IN A HALF		
Kevin Love	17 (1st Q)	vs. NYK 2/3/20
POINTS IN AN OVERTIME PERIOD		
Larry Nance Jr.	6 PTS	vs. MIA 2/24/20

* Denotes Overtime

OPPONENTS		
PLAYER	TOTAL	OPPONENT/DATE
POINTS		
James Harden	55	vs. HOU 12/11/19
REBOUNDS		
Andre Drummond	23	at DET 1/9/20
OFFENSIVE REBOUNDS		
Andre Drummond	10	at DET 1/9/20
DEFENSIVE REBOUNDS		
Bam Adebayo	15	vs MIA 11/14/19
ASSISTS		
Draymond Green	16	vs. GSW 2/1/20
BLOCKS		
Kristaps Porzingis	6	vs. DAL 11/3/19
STEALS		
Dejounte Murray	6	vs. SAS 3/8/20
FIELD GOALS MADE		
James Harden	20	vs. HOU 12/11/19
FIELD GOALS ATTEMPTED		
James Harden	34	vs. HOU 12/11/19
FREE THROWS MADE		
Jimmy Butler	13	at MIA 11/20/19
FREE THROWS ATTEMPTED		
Jimmy Butler	13	at MIA 11/20/19
3-POINT FIELD GOALS MADE		
James Harden	10	vs. HOU 11/12/19
3-POINT FIELD GOALS ATTEMPTED		
James Harden	18	vs. HOU 11/12/19
MINUTES		
DeMar DeRozan	42	vs. SAS 3/8/20
POINTS IN A HALF		
Zach LaVine	21 (4th Q)	at CHI 1/18/20
POINTS IN AN OVERTIME PERIOD		
Marcus Morris Sr.	6 PTS	vs. NYK 2/3/20

The Last Time...

	PLAYER (S)	DATE	OPPONENT	TOTALS	NOTABLE
CAVALIERS INDIVIDUAL					
Triple-Double	LeBron James	4/6/18	at Philadelphia	44 pts, 11 ast, 11 reb	-
30 Point/20 Rebound Game	Carlos Boozer	1/20/04	vs. Seattle	32 pts, 20 rebs	5th player and 5th time in team history
20 Point/20 Rebound Game	Anderson Varejao	1/31/12	vs. Boston	20 pts, 20 rebs	19th time and 10th player in team history
20 Point/15 Assist Game	LeBron James	3/21/18	vs. Toronto	35 pts, 17 ast	1st player in history with 35+ PTS, 15+ AST, 0 TOs
50 or more points	LeBron James	11/3/17	at Washington	57 points	Tied most points in Cavaliers history
40 or more points	Collin Sexton	3/4/20	vs. Boston	41 points	-
20 or more rebounds	Tristan Thompson	1/20/20	vs. New York	22 rebounds	Thompson's career-high
20 or more assists	Andre Miller	12/15/01	vs. Philadelphia	22 assists	7th time and 6th player in team history
10 or more blocks	Larry Nance	1/7/89	vs. New York	11 blocks	-
30+ points off the bench	Kevin Porter Jr.	2/24/20	vs. Miami	30 points	-
CAVALIERS TEAM					
120 or more points	-	2/24/20	vs. Miami	Wont 125-119 (OT)	-
130 or more points	-	3/8/20	vs. San Antonio	Won 132-129 (OT)	-
140 or more points	-	2/7/18	vs. Minnesota	Won 140-138 (OT)	-
60 or more rebounds	-	3/8/20	vs. San Antonio	60 rebounds	-
40 or more assists	-	4/9/14	vs. Detroit	41 assists	-
Shot .600 or more FG%	-	3/21/18	vs. Toronto	.603 (47-78)	-
15 or more blocks	-	11/15/03	vs. Philadelphia	17 blocks	-
15 or more steals	-	1/21/15	vs. Utah	15 steals	-
2 players with 30+ points	James (44), Green (33)	4/6/18	at Philadelphia	-	-
3 players with 30+ points	Mitchell (34), Robisch (32), Smith (31)	1/29/80	vs. LA Lakers	-	Only time in team history
3 players with 20+ points	Love (27), Sexton (25), Osman (20)	3/7/20	vs. Nuggets	-	7th time this season
4 players with 20+ points	Love (26), Clarkson (22), Sexton (22), Osman (21)	2/28/19	at New York	-	31st time in Cavaliers history
7 players with 10+ points	Drummond (28), Sexton (26), Osman (19), Nance Jr. (19) Love (14), Dellavedova (14), McKinnie (10)	3/8/20	vs. San Antonio	-	5th time this season
8 players with 10+ points	James (28), Irving (20), Smith (14), Shumpert (12), Thompson (12), Love (10), Mozgov (10), Dellavedova (10)	3/5/16	vs. Boston	-	-
4 bench players with 10+ points	Payne (14), Clarkson (13), Blossomgame (11), Dellavedova (10)	1/18/19	at Utah	-	3rd time this season
3 players with 10+ rebounds	Love (18), Drummond (17), Nance Jr. (10)	3/8/20	vs. San Antonio	-	4th time this season
4 players with 10+ rebounds	Boozer (14), Ilgauskas (14), Davis (11), Miles (10)	4/12/03	vs. New York	-	-
2 players with 10+ assists	Irving (14), James (12)	2/1/17	vs. Minnesota	-	-
40+ points in a quarter	-	1/18/20	at Chicago	40 points in 2Q	-
70+ points in a half	-	1/18/20	at Chicago	73 points in 1st H	3rd time this season
Less than 10 points in a quarter	-	12/26/18	at Memphis	9 points in 1st quarter	-
Overtime game	March 8, 2020 vs. San Antonio (Won 132-129, 1 OT)				
Double-overtime game	(3OT) February 13, 2019 vs. Brooklyn (Lost 139-148)				
Consecutive overtime games	April 9, 2017 at Atlanta (Lost 126-125) and April 10, 2017 at Miami (Lost 124-121)				
INDIVIDUAL OPPONENT					
Triple-Double	Elfrid Payton	2/3/20	vs. Knicks	17 PTS, 15 AST, 11 REB	-
30 Point/20 Rebound Game	Pau Gasol	2/16/11	vs. LA Lakers	30 pts, 20 rebs	-
20 Point/20 Rebound Game	Andre Drummond	1/9/20	at Pistons	28 pts, 23 rebs	-
20 Point/15 Assist Game	Luka Doncic	11/3/19	vs. Mavericks	29 pts, 15 ast	-
50 or more points	James Harden	12/11/19	vs. Houston	55 Points	-
40 or more points	Zach LaVine	1/25/20	vs. Bulls	44 points	-
20 or more rebounds	Andre Drummond	1/9/20	at Pistons	23 rebs	-
20 or more assists	Russell Westbrook	1/20/18	vs. Oklahoma City	20 assists	-
10 or more blocks	Calvin Booth	1/13/04	at Seattle	10 blocks	-
30+ points off the bench	Dennis Schroder	2/5/20	at Oklahoma City	30 points	-
TEAM OPPONENT					
120 or more points	-	3/8/20	vs. San Antonio	Lost 129-132	-
130 or more points	-	2/9/20	vs. Clippers	Lost 133-92	-
140 or more points	-	12/7/19	at Philadelphia	Lost 94-141	Largest Deficit of the Season
60 or more rebounds	-	3/12/19	at Philadelphia	60 rebounds	-
40 or more assists	-	12/7/19	at Philadelphia	43 Assists	Most Assists since 2003
Shot .600 or more FG%	-	12/7/19	at Philadelphia	.633 (57-90)	-
15 or more blocks	-	1/20/12	vs. Chicago	16 blocks	-
15 or more steals	-	3/8/20	vs. San Antonio	15 steals	-
2 players with 30+ points	Brown (34), Tatum (30)	12/28/19	at Boston	-	-
3 players with 20+ points	Ingram (29), Williamson (24), Holiday (24)	2/28/20	at New Orleans	-	-
4 players with 20+ points	Embiid (24), Redick (23), Butler (22), Simmons (22)	11/23/18	at Philadelphia	-	-
7 players with 10+ points	Nunn (24), Robinson (19), Olynk (17), Dragic (16), Adebayo (15), Jones Jr. (13), Crowder (13)	2/22/20	at Miami	-	-
4 bench players with 10+ points	Mykhaliuk (15), Galloway (14), Rose (12), Morris (12)	12/3/19	vs Detroit	-	-
3 players with 10+ rebounds	Gobert (15), O'Neale (11), Favors (10)	1/18/19	at Utah	-	-
2 players with 10+ assists	Butler (10), Wade (10)	2/25/17	vs. Chicago	-	-
40+ points in a quarter	-	3/8/20	vs San Antonio	41 PTS in 3rd Quarter	-
70+ points in a half	-	2/28/20	at New Orleans	70 PTS in 1st H	-
Less than 10 points in a quarter	-	1/29/10	at Indiana	9 pts in 4th quarter	-

Miscellaneous Statistics

CAVS RECORD WHEN...	HOME	AWAY	OVERALL
FIELD GOAL PERCENTAGE			
Ties or out-shoots Opponent in FG%	9-5	6-3	15-8
Opponents out-shoot Cavs in FG%	1-20	2-18	3-38
Cavs shoot better than or equal to 50% from the field	7-5	3-2	10-7
Opponents shoot better than or equal to 50% from the field	1-14	0-14	1-28
Cavs shoot between 45%-50% from the field	1-11	4-8	5-18
Opponents shoot between 45%-50% from the field	1-7	4-4	5-11
Cavs shoot between 40%-45% from the field	3-9	3-7	6-16
Opponents shoot between 40%-45% from the field	7-3	2-4	9-7
Cavs shoot under 40% from the field	0-3	0-4	0-7
Opponents shoot under 40% from the field	0-1	3-0	3-1
Cavs shoot 40% or better from three-point range	4-6	1-5	5-11
REBOUNDS			
Ties or outrebounds Opponent	10-13	6-7	16-20
Opponents outrebounds Cavs	1-9	2-14	2-27
BENCH PLAY			
Cavs bench ties or outscores opponents	5-9	2-7	7-16
Opponents bench outscores Cavs bench	5-15	6-14	11-24
Cavs bench scores 40 or more points	3-6	1-7	4-13
TEAM PLAY			
Two players score 20 or more points	6-11	4-7	10-18
Three players score 15 or more points	7-17	8-10	15-27
Tied or lead after three quarters	7-5	6-2	13-7
Tied or lead at halftime	8-4	6-3	14-7
Tied or lead after one quarter	7-9	6-3	13-12
Trailing after three quarters	3-20	2-18	5-38
Trailing at halftime	2-21	2-17	4-38
Trailing after one quarter	3-16	2-16	5-32
Cavs dish out 25 or more assists	6-10	1-8	7-18
Cavs attempt 30 or more free throws	3-1	2-0	5-1
INDIVIDUALS			
Kevin Love scores 20 or more points	1-1	1-5	2-6
Kevin Love grabs 10 or more rebounds	5-4	0-4	5-8
Kevin Love records a double-double	4-4	0-4	4-8
Jordan Clarkson scores 10 or more points	11-24	4-33	15-57
Jordan Clarkson scores 20 or more points	5-7	2-11	7-18
Cedi Osman scores 10 or more points	8-20	5-19	13-39
Cedi Osman scores 20 or more points	3-3	3-4	6-7
Collin Sexton scores 10 or more points	12-25	5-31	17-56
Collin Sexton scores 20 or more points	7-6	2-12	9-18
Tristan Thompson scores 10 or more points	4-10	3-10	7-20
Tristan Thompson grabs 10 or more rebounds	4-9	3-7	7-16
Larry Nance Jr. scores 10 or more points	5-15	1-14	6-29
Larry Nance Jr. grabs 10 or more rebounds	4-7	1-13	5-20

Miscellaneous Statistics *continued*

CAVS RECORD WHEN...	HOME	AWAY	OVERALL
BY DAY			
On Monday	1-4	1-6	2-10
On Tuesday	0-4	0-4	0-8
On Wednesday	4-3	0-3	4-6
On Thursday	0-4	2-0	2-4
On Friday	1-2	2-5	3-7
On Saturday	3-4	2-3	5-7
On Sunday	1-4	1-0	2-4
BY MONTH			
October	2-0	0-2	2-2
November	1-7	2-5	3-12
December	3-3	2-6	5-9
January	0-9	3-4	3-13
February	2-4	1-3	3-7
March	2-2	0-1	2-3
April	0-0	0-0	0-0
MISCELLANEOUS			
1st night of a back-to-back	1-4	2-5	3-9
2nd night of a back-to-back	2-3	2-5	4-8
vs. Teams at .500 or better	3-13	1-14	4-27
vs. Teams under .500	8-12	7-6	15-18
Ties or records fewer turnovers than the opponent	1-7	4-7	5-15
Records more turnovers than the opponent	9-18	4-14	13-32
Ties or scores more points in the paint	9-4	2-8	11-12
Outscored in points in the paint	1-21	5-15	6-36
Ties or scores more second chance points	9-11	4-9	13-20
Outscored in second chance points	3-12	3-13	6-24
Ties or scores more fast-break points	4-7	3-5	7-12
Outscored in fast-break points	6-19	5-17	12-36
Score 100 or more points	10-19	7-14	17-33
Score under 100 points	0-6	1-7	1-13
Defense allows 100 or more points	8-24	6-19	14-43
Defense allows under 100 points	3-1	2-2	5-3

Miscellaneous Statistics *continued*

CAVS STARTING LINEUP COMBINATIONS					
1	2	3	4	5	Record
Garland	Sexton	Osman	Love	Thompson	12-30
Garland	Sexton	Osman	Porter Jr.	Thompson	0-1
Garland	Sexton	Osman	Love	Nance Jr.	0-2
Garland	Sexton	Osman	Nance Jr.	Thompson	2-2
Garland	Sexton	Porter Jr.	Osman	Henson	0-1
Garland	Sexton	Osman	McKinnie	Thompson	0-1
Sexton	Exum	Osman	Love	Thompson	0-1
Garland	Sexton	Osman	Love	Henson	0-1
Garland	Sexton	Osman	Love	Drummond	2-2
Garland	Sexton	Osman	Nance Jr.	Drummond	1-1
Sexton	Porter Jr.	Osman	Love	Nance Jr.	0-1
Dellavedova	Sexton	Osman	Love	Nance Jr.	0-1
Dellavedova	Sexton	Osman	Love	Thompson	1-0
Dellavedova	Sexton	Osman	Love	Drummond	1-1
TOTAL: 14 Lineups					19-46

CAVS RECORD AS A STARTER				
PLAYER	GAMES	WINS	LOSSES	WIN %
Clarkson				
Dellavedova		2	2	.500
Drummond		4	4	.500
Garland		17	42	.288
Henson		0	2	.000
Love		16	40	.285
Nance Jr.		3	7	.300
Osman		19	46	.292
Porter Jr.		0	3	.000
Sexton		19	46	.292
Thompson		15	36	.294
Wade				
Windler				
Zizic				
McKinnie		0	1	.000
Exum		0	1	.000

CAVS LARGEST MARGIN OF VICTORY				
DATE	OPP.	CAVS	OPP.	DIFFERENTIAL
2/12/20	vs. ATL	127	105	+22

CAVS LARGEST DEFEAT				
DATE	OPP.	CAVS	OPP.	DIFFERENTIAL
11/22/20	at DAL	101	143	-42

Miscellaneous Statistics *continued*

INDIVIDUAL GAME LEADERSHIPS (including ties)						INDIVIDUAL SCORING					
PLAYER	PTS	REBS	ASTS	STLS	BLKS	PLAYER	10-19 PTS	20-29 PTS	30+ PTS	40-49 PTS	50+ PTS
Clarkson	5		5	4	6	Clarkson	17	5	1		
Cook				1		Dellavedova	3				
Dellavedova			12	5	2	Drummond	4	3			
Drummond	3	4		4	5	Garland	37	6			
Garland	4		19	13	2	Henson	2				
Henson		2	2	13	12	Knight	4				
Knight			2	1	1	Love	25	19	4		
Love	14	25	9	8	10	Nance Jr.	25	3			
Nance Jr.		9	2	17	15	Osman	36	4			
Osman	1	2	10	13	9	Porter Jr.	18	2	1		
Porter Jr.	4		5	13	5	Sexton	28	30	3	1	
Sexton	32		10	18	2	Thompson	31	5	1		
Thompson	6	29	8	4	24	Wade					
Wade		1		1	2	Windler					
Windler						Zizic	1				
Zizic				3	3	Cook					
McKinnie		1		6	6	McKinnie	5				
Exum	1	1		2	3	Exum	2	1			
Mooney					1						

GAMES MISSED DUE TO INJURY, ILLNESS, ETC.			
PLAYER	DATES	GMS MISSED	REASON
Malik Newman	2/21	1	G League
Sir/Dominic Pointer	3/7, 3/10	2	G League
Andre Drummond	2/26/-28, 3/2-3/4	4	Left Calf Strain
Alfonzo McKinnie	2/21/-3/4	8	Left Foot Plantar Fasciitis
Darius Garland	1/28	1	Rest
	3/2-3/10	5	Left Groin Strain
Brandon Knight	1/17-2/1	9	Left Knee Soreness
Matt Mooney	1/17-1/18, 1/25, 1/27, 2/1, 2/9-22, 2/28, 3/7	11	G League
Levi Randolph	1/9-1/11	2	G League
Matthew Dellavedova	11/1-11/3	2	Personal Reasons
John Henson	1/18	1	Lower Back Soreness
	10/23	1	Right Ankle Sprain
	10/28-11/29	17	Right Hamstring Strain
Ante Zizic	1/13-2/12	14	Illness
	10/23-11/14	11	Left Foot Plantar Fasciitis
Dylan Windler	10/23-12/3 12/6-3/10	64	Left Lower Leg Stress Reaction
	12/6	1	G League
Dean Wade	10/28-11/18, 11/22-1/3, 1/25, 2/1, 2/12, 2/21-22, 2/28, 3/10	34	G League
	1/20	1	Illness
Kevin Porter Jr.	11/5	1	League Suspension
	1/4	1	Personal Reasons
	3/7/-3/10	3	Head
	1/7-1/25	10	Left Knee Sprain
Dante Exum	1/7-1/9	3	Illness
	2/26/-3/10	8	Left Ankle Sprain
Tyler Cook	11/18/, 11/20, 11/22-1/3, 1/9	22	G League
Kevin Love	11/18/, 11/23, 11/25	3	Low Back Contusion
	12/6	1	Illness
	12/28	1	Right Hip Contusion
	1/5/, 1/14	2	Rest
	2/12, 2/22	2	Right Achilles Soreness
Tristan Thompson	11/20	1	Rest
	1/5	1	Illness
	2/3-2/5	2	Right Quadricep Soreness
	2/29/-3/4	3	Left Knee Contusion
Larry Nance Jr.	11/17-11/18	2	Left Thumb Strain
	12/23/, 1/7-1/13	7	Left Knee Soreness
J.P. Macura	2/9	1	G League
TOTAL: 262			

2019-20 Conference/Division Records

	RECORD	HOME	ROAD	OT
OVERALL	19-46	11-25	8-21	4-1
Atlantic	2-14	1-7	1-7	0-1
Central	4-10	2-5	2-5	1-0
Southeast	6-8	4-5	2-3	1-0
EASTERN	12-32	7-17	5-15	2-1
Southwest	3-6	2-3	1-3	2-0
Northwest	4-4	2-3	2-1	
Pacific	0-4	0-2	0-2	
WESTERN	7-14	4-8	3-6	2-0

Team Winning and Losing Streaks

	OVERALL	HOME	ROAD
	Loss - 1	Win - 2	Loss - 3
Long:	Win - 3	Win - 3	Win - 2
	Loss - 8	Loss - 12	Loss - 6
Last:	Win - 3/08 vs SA132-129	Win - 3/08 vs SA132-129	Win - 2/21 @ WAS 113-108
	Loss - 3/10 @ CHI 103-108	Loss - 3/04 vs BOS 106-112	Loss - 3/10 @ CHI 103-108

2019-20 Record Month By Month

	WON	LOST
Oct.	2	2
Nov.	3	12
Dec.	5	9
Jan.	3	13
Feb.	4	7
Mar.	2	3

2019-20 Point Margins

MARGINS	1	2	3	4	5	6	7	8	9	10	11	12	13	14	15	16	17	18	19	20	21	22	23
Won By:		2	3		1	4	1	2		1		1	1	1							1	1	
Lost By:	1	3	1	1	2	6	1		3		1	5	1	1	2		2	1	3	4		1	
	24	25	26	27	28	29	30	31	32	33	34	35	36	37	38	39	40	41	42	43	44	45	46+
Won By:																							
Lost By:	1	1				1				1								1	1				1

2019-20 Miscellaneous Records

Record vs. Teams .500 or more:	4-27
Record vs. Teams under .500:	15-18

Offense:	+100 points:	18-33	<100 points:	1-13
Defense:	+100 points:	14-43	<100 points:	5-3

At Start Of:	OVERALL	HOME	ROAD	FG%	OVERALL	HOME	ROAD
2nd-Ahead:	11-12	5-7	6-5	-44%	5-24	3-12	2-12
-Behind:	7-32	5-16	2-16	45-49%	4-14	1-8	3-6
-Tied:	1-2	1-2	0-0	50-54%	9-7	6-4	3-3
3rd-Ahead:	14-7	8-4	6-3	55-59%	1-1	1-1	0-0
-Behind:	5-39	3-21	2-18	+60%	0-0	0-0	0-0
-Tied:	0-0	0-0	0-0				
4th-Ahead:	12-5	6-4	6-1				
-Behind:	6-39	4-20	2-19				
-Tied:	1-2	1-1	0-1				



NBA Information

Collin Sexton, who joined LeBron James and Kyrie Irving as the only Cavs players to ever average 20.0 PPG in a season before the age of 22 in 2019-20, tallied 21 points in 20 minutes for the U.S. Team in the 2020 NBA Rising Stars Challenge at All-Star Weekend in Chicago.

2019-20 NBA Standings

NBA Eastern Conference

NBA Western Conference

ATLANTIC DIVISION

	W	L	PCT	GB	HOME	ROAD	LAST-10	STREAK
Toronto	53	19	.736	-	26-10	27-9	9-1	Won 4
Boston	48	24	.667	5	26-10	22-14	6-4	Lost 1
Philadelphia	43	30	.589	10.5	31-4	12-26	5-5	Won 1
Brooklyn	35	37	.486	18	20-16	15-21	7-3	Lost 1
New York	21	45	.318	29	11-22	0-23	4-6	Won 1

SOUTHWEST DIVISION

	W	L	PCT	GB	HOME	ROAD	LAST-10	STREAK
Houston	44	28	.611	-	24-12	20-16	5-5	Lost 3
Dallas	43	32	.573	2.5	20-18	23-14	4-6	Lost 2
Memphis	34	39	.466	10.5	20-17	14-22	3-7	Won 1
San Antonio	32	39	.451	11.5	19-15	13-24	6-4	Lost 1
New Orleans	30	42	.417	14	15-21	15-21	4-6	Lost 3

CENTRAL DIVISION

	W	L	PCT	GB	HOME	ROAD	LAST-10	STREAK
Milwaukee	56	17	.767	-	30-5	26-12	3-7	Lost 1
Indiana	45	28	.616	11	25-11	20-17	7-3	Won 2
Chicago	22	43	.338	30	14-20	8-23	3-7	Won 1
Detroit	20	46	.303	32.5	11-22	9-24	1-9	Lost 5
CLEVELAND	19	46	.292	33	11-25	8-21	4-6	LOST 1

NORTHWEST DIVISION

	W	L	PCT	GB	HOME	ROAD	LAST-10	STREAK
Denver	46	27	.630	-	26-11	20-16	4-6	Lost 3
Oklahoma City	44	28	.611	1.5	23-14	21-14	6-4	Lost 1
Utah	44	28	.611	1.5	23-12	21-16	4-6	Won 1
Portland	35	39	.473	11.5	21-15	14-24	7-3	Won 3
Minnesota	19	45	.297	22.5	8-24	11-21	3-7	Lost 3

SOUTHEAST DIVISION

	W	L	PCT	GB	HOME	ROAD	LAST-10	STREAK
Miami	44	29	.603	-	29-7	15-22	4-6	Lost 2
Orlando	33	40	.452	11	18-17	15-23	5-5	Won 1
Charlotte	23	42	.354	17	10-21	13-21	4-6	Won 1
Washington	25	47	.347	18.5	16-20	9-27	2-8	Won 1
Atlanta	20	47	.299	21	14-20	6-27	4-6	Lost 1

PACIFIC DIVISION

	W	L	PCT	GB	HOME	ROAD	LAST-10	STREAK
L.A. Lakers	52	19	.732	-	25-10	27-9	4-6	Lost 1
L.A. Clippers	49	23	.681	3.5	27-9	22-14	6-4	Won 2
Phoenix	34	39	.466	19	17-22	17-17	9-1	Won 8
Sacramento	31	41	.431	21.5	16-19	15-22	4-6	Won 2
Golden State	15	50	.231	34	8-26	7-24	3-7	Lost 1

2019-20 Head-to-Head Wins

	ATL	BKN	CHI	DAL	DET	HOU	LAC	MEM	MIA	MIL	MIN	NO	NY	OKC	ORL	PHI	POR	SAC	SA	TOR	UTA	WAS	W	L	PCT	GB	LAST 10	STREAK									
ATLANTIC DIVISION																																					
TOR	3	1	3	2	3	3	1	1	3	1	0	3	0	2	1	1	2	2	2	1	4	3	2	1	2	1	--	2	2	53	19	.736	-	9-1	Won 4		
BOS	3	--	2	3	2	4	2	1	1	2	0	1	1	1	2	2	1	1	3	1	3	1	1	2	1	1	3	1	1	48	24	.667	5	6-4	Lost 1		
PHI	2	3	3	1	2	3	0	1	3	1	1	1	1	1	1	4	1	1	--	0	1	2	2	1	1	1	1	2	43	30	.589	10.5	5-5	Won 1			
BRK	3	2	--	3	3	1	0	1	2	1	1	1	1	1	0	2	2	0	1	1	1	1	2	1	1	0	1	1	35	37	.486	18	7-3	Lost 1			
NY	2	1	0	2	0	2	3	2	0	2	1	1	1	0	0	0	0	--	0	1	0	0	1	1	0	0	0	1	21	45	.318	29	4-6	Won 1			
CENTRAL DIVISION																																					
MIL	3	2	1	3	4	3	0	0	3	1	1	3	2	1	1	1	--	2	2	3	2	4	2	1	2	2	1	2	1	3	56	17	.767	-	3-7	Lost 1	
IND	2	1	2	3	4	2	1	1	1	1	--	0	2	2	1	1	2	0	2	2	3	3	1	1	1	1	1	1	2	45	28	.616	11	7-3	Won 2		
CHI	3	0	0	1	--	3	1	0	4	0	0	0	1	0	2	0	0	1	0	1	0	0	0	0	1	1	0	1	0	3	22	43	.338	30	3-7	Won 1	
DET	2	1	1	0	0	2	0	1	--	1	1	3	0	0	0	0	0	1	1	0	1	0	2	0	1	1	0	0	1	20	46	.303	32.5	1-9	Lost 5		
CLE	2	0	0	1	1	--	0	2	2	0	0	1	0	0	1	1	0	1	0	1	0	1	0	1	0	2	0	0	2	19	46	.292	33	4-6	Lost 1		
SOUTHEAST DIVISION																																					
MIA	3	1	2	1	2	3	2	1	1	2	1	3	0	0	1	--	2	0	1	1	1	1	3	3	1	1	1	1	2	1	3	44	29	.603	-	4-6	Lost 2
ORL	2	0	3	2	1	3	0	0	1	1	1	0	0	1	2	1	0	2	2	1	0	--	2	1	0	2	1	0	0	4	33	40	.452	11	5-5	Won 1	
CHA	0	0	1	--	3	1	1	0	4	2	1	1	0	0	0	0	1	0	3	0	0	0	0	0	2	0	1	0	1	23	42	.354	17	4-6	Won 1		
WAS	2	2	2	2	1	1	1	1	3	1	0	0	0	0	0	1	0	3	1	0	1	1	0	0	1	0	0	--	25	47	.347	18.5	2-8	Won 1			
ATL	--	0	1	2	0	0	1	1	1	1	0	1	1	0	1	0	1	0	2	1	1	1	0	2	0	0	1	1	20	47	.299	21	4-6	Lost 1			
SOUTHWEST DIVISION																																					
HOU	2	2	1	1	1	1	2	2	0	2	--	1	2	2	2	1	1	4	3	1	1	1	1	2	1	2	1	1	2	1	44	28	.611	-	5-5	Lost 3	
DAL	1	0	1	1	1	2	--	2	1	3	1	1	0	1	2	0	2	3	4	0	1	2	2	1	2	3	3	1	1	1	43	32	.573	2.5	4-6	Lost 2	
MEM	2	0	2	2	0	1	1	1	2	2	1	0	1	1	--	1	1	3	0	1	2	0	0	3	1	1	2	0	1	2	34	39	.466	10.5	3-7	Won 1	
SA	0	1	1	2	0	0	1	1	0	1	2	2	0	1	0	2	2	1	0	2	1	2	--	1	3	1	3	1	32	39	.451	11.5	6-4	Lost 1			
NO	0	1	0	1	1	2	2	0	2	1	2	1	2	1	0	3	1	0	0	0	1	4	1	0	0	1	1	1	30	42	.417	14	4-6	Lost 3			
NORTHWEST DIVISION																																					
DEN	1	1	1	2	0	0	1	--	1	1	2	1	1	1	2	1	2	4	1	2	2	2	2	1	4	3	2	2	1	3	1	46	27	.630	-	4-6	Lost 3
OKC	1	1	1	1	2	2	1	1	2	3	2	0	1	1	1	1	0	3	4	1	--	2	1	2	2	2	2	1	2	1	44	28	.611	1.5	6-4	Lost 1	
UTA	1	1	2	2	1	1	2	0	2	4	1	1	2	0	3	1	1	2	3	1	2	1	1	2	2	1	0	--	2	44	28	.611	1.5	4-6	Won 1		
POR	1	0	1	1	2	0	2	1	1	2	3	1	0	1	1	1	1	0	1	0	1	2	2	1	2	--	2	2	1	2	35	39	.473	11.5	7-3	Won 3	
MIN	1	0	2	1	1	1	0	0	1	2	0	0	1	0	0	2	0	--	1	0	0	0	0	0	1	1	2	0	1	1	19	45	.297	22.5	3-7	Lost 3	
PACIFIC DIVISION																																					
LAL	2	1	1	1	1	1	3	3	2	1	3	1	0	2	--	3	2	1	1	4	2	3	1	1	3	2	2	3	0	3	1	52	19	.732	-	4-6	Lost 1
LAC	1	1	0	1	0	0	2	3	2	1	3	2	1	--	2	2	2	0	2	3	1	3	2	1	2	3	1	3	1	2	49	23	.681	3.5	6-4	Won 2	
PHO	1	1	1	2	1	0	3	0	0	2	1	1	2	0	1	1	1	2	1	1	2	--	2	2	1	0	1	1	1	34	39	.466	19	9-1	Won 8		
SAC	1	1	0	0	1	0	1	1	1	3	1	0	2	1	3	1	0	2	2	1	1	0	0	2	2	--	1	0	1	2	31	41	.431	21.5	4-6	Won 2	
GS	0	0	0	0	2	1	0	1	0	--	1	0	0	0	0	1	0	0	0	0	1	1	2	1	0	0	0	0	1	15	50	.231	34	3-7	Lost 1		

2019-20 Team Statistics - Offense

TEAM	G	FIELD GOALS			3-PT F.G.'S			FREE THROWS			---REBOUNDS---			----- MISCELLANEOUS -----							--- SCORING ---	
		MADE	ATT.	PCT.	MADE	ATT.	PCT.	MADE	ATT.	PCT.	OFF.	DEF.	TOT.	AST	PF	DQ	STL	TO	BLK	PTS	AVG.	
Milw.	73	3160	6639	.476	1007	2840	.355	1336	1800	.742	692	3083	3775	1889	1431	10	526	1102	429	8663	118.7	
Hou.	72	2936	6512	.451	1126	3261	.345	1484	1876	.791	704	2484	3188	1557	1566	5	627	1057	371	8482	117.8	
Dall.	75	3124	6772	.461	1136	3095	.367	1392	1787	.779	791	2729	3520	1849	1462	13	460	953	363	8776	117.0	
LA-C	72	2992	6425	.466	895	2410	.371	1498	1894	.791	767	2664	3431	1708	1594	10	511	1051	338	8377	116.3	
N.O.	72	3065	6598	.465	982	2656	.370	1229	1687	.729	797	2551	3348	1932	1524	8	539	1181	358	8341	115.8	
Port.	74	3122	6749	.463	952	2525	.377	1312	1632	.804	754	2599	3353	1525	1606	11	465	946	451	8508	115.0	
Wash.	72	2990	6544	.457	864	2345	.368	1394	1770	.788	732	2295	3027	1801	1634	10	574	1020	309	8238	114.4	
S.A.	71	2995	6350	.472	760	2021	.376	1348	1664	.810	640	2530	3170	1751	1377	6	518	895	390	8098	114.1	
Bos.	72	2971	6448	.461	905	2487	.364	1336	1668	.801	768	2549	3317	1655	1553	11	595	995	406	8183	113.7	
Phoe.	73	3006	6429	.468	831	2320	.358	1451	1740	.834	712	2465	3177	1987	1609	16	559	1077	290	8294	113.6	
LA-L	71	3006	6269	.480	782	2242	.349	1260	1728	.729	757	2490	3247	1803	1471	1	612	1077	468	8054	113.4	
Minn.	64	2586	5865	.441	853	2540	.336	1223	1624	.753	675	2193	2868	1525	1370	6	555	981	362	7248	113.3	
Tor.	72	2897	6331	.458	995	2663	.374	1329	1670	.796	685	2583	3268	1816	1559	12	636	1067	358	8118	112.8	
Mem.	73	3106	6634	.468	798	2297	.347	1212	1589	.763	754	2643	3397	1965	1546	22	576	1113	399	8222	112.6	
Miami	73	2880	6160	.468	979	2584	.379	1440	1840	.783	620	2619	3239	1892	1501	9	547	1088	332	8179	112.0	
Brk.	72	2908	6498	.448	941	2746	.343	1291	1732	.745	766	2683	3449	1761	1510	6	464	1099	323	8048	111.8	
Atl.	67	2723	6067	.449	805	2146	.333	1237	1566	.790	661	2237	2898	1605	1548	14	523	1086	341	7488	111.8	
Utah	72	2886	6130	.471	963	2537	.380	1278	1641	.779	656	2577	3233	1615	1468	9	438	1089	291	8013	111.3	
Den.	73	3069	6488	.473	801	2234	.359	1185	1526	.777	786	2436	3222	1952	1485	5	586	1005	337	8124	111.3	
Phil.	73	3000	6417	.468	848	2307	.368	1236	1638	.755	764	2553	3317	1884	1529	9	586	1037	389	8084	110.7	
OKC.	72	2879	6156	.468	770	2171	.355	1422	1787	.796	593	2495	3088	1562	1390	6	550	986	353	7950	110.4	
Sac.	72	2943	6364	.462	914	2511	.364	1127	1464	.770	695	2372	3067	1713	1595	8	556	1043	293	7927	110.1	
Ind.	73	3075	6457	.476	743	2046	.363	1096	1393	.787	636	2489	3125	1888	1445	10	543	967	376	7989	109.4	
Orl.	73	2871	6468	.444	807	2354	.343	1282	1656	.774	751	2498	3249	1747	1336	9	599	937	396	7831	107.3	
Det.	66	2595	5658	.459	791	2157	.367	1097	1476	.743	644	2109	2753	1589	1299	8	490	1008	299	7078	107.2	
CLEV.	65	2619	5715	.458	727	2070	.351	983	1296	.758	704	2172	2876	1500	1188	1	447	1073	211	6948	106.9	
Chi.	65	2573	5762	.447	793	2282	.348	1006	1332	.755	680	2041	2721	1510	1417	21	652	1005	265	6945	106.8	
G.S.	65	2510	5730	.438	678	2032	.334	1214	1511	.803	647	2138	2785	1663	1304	8	534	969	299	6912	106.8	
N.Y.	66	2638	5896	.447	631	1872	.337	1076	1550	.694	795	2274	3069	1456	1464	10	504	946	313	6983	105.8	
Cha.	65	2425	5586	.434	785	2231	.352	1052	1406	.748	715	2066	2781	1549	1223	5	428	949	268	6687	102.9	

2019-20 Team Statistics - Defense

TEAM	MADE	FIELD GOALS			3-PT F.G.'S			FREE THROWS			---REBOUNDS---			----- MISCELLANEOUS -----				--- SCORING ---			
		ATT.	PCT.	MADE	ATT.	PCT.	MADE	ATT.	PCT.	OFF.	DEF.	TOT.	AST	PF	DQ	STL	TO	BLK	PTS	AVG.	DIFF.
Tor.	2721	6359	.428	943	2798	.337	1284	1670	.769	786	2530	3316	1841	1466	8	520	1212	395	7669	106.5	+6.2
Bos.	2764	6268	.441	851	2504	.340	1350	1761	.767	743	2449	3192	1613	1487	5	514	1097	396	7729	107.3	+6.3
Ind.	2883	6459	.446	837	2455	.341	1243	1577	.788	757	2545	3302	1686	1373	8	504	1071	335	7846	107.5	+2.0
LA-L	2773	6187	.448	827	2373	.349	1270	1626	.781	668	2333	3001	1662	1544	9	585	1130	263	7643	107.6	+5.8
Orl.	2949	6343	.465	893	2453	.364	1114	1445	.771	660	2616	3276	1804	1420	3	511	1065	338	7905	108.3	-1.0
Phil.	2905	6275	.463	759	2148	.353	1341	1786	.751	628	2426	3054	1661	1493	17	510	1009	294	7910	108.4	+2.4
OKC.	2937	6454	.455	814	2395	.340	1119	1408	.795	754	2472	3226	1656	1641	8	505	1024	290	7807	108.4	+2.0
Milw.	2843	6862	.414	1020	2871	.355	1221	1551	.787	693	2651	3344	1764	1586	13	538	1030	327	7927	108.6	+10.1
Utah	2930	6417	.457	790	2235	.353	1185	1545	.767	688	2386	3074	1548	1501	11	566	899	329	7835	108.8	+2.5
Miami	2831	6326	.448	956	2753	.347	1346	1720	.783	674	2431	3105	1794	1584	11	545	1022	302	7964	109.1	+2.9
Den.	2919	6311	.463	885	2473	.358	1247	1643	.759	736	2377	3113	1852	1494	14	525	1041	324	7970	109.2	+2.1
Cha.	2708	5690	.476	803	2279	.352	907	1197	.758	711	2276	2987	1732	1337	9	523	935	328	7126	109.6	-6.8
LA-C	2846	6494	.438	886	2566	.345	1335	1766	.756	771	2491	3262	1709	1647	9	540	1013	338	7913	109.9	+6.4
Chi.	2568	5364	.479	726	2057	.353	1283	1691	.759	660	2299	2959	1653	1246	6	530	1187	384	7145	109.9	-3.1
Det.	2768	5764	.480	705	1952	.361	1072	1379	.777	668	2204	2872	1625	1308	4	543	923	369	7313	110.8	-3.6
Dall.	3143	6868	.458	919	2615	.351	1200	1578	.760	782	2625	3407	1794	1601	15	525	896	311	8405	112.1	+4.9
Sac.	2898	6158	.471	894	2506	.357	1384	1752	.790	654	2481	3135	1791	1404	8	557	1094	303	8074	112.1	-2.0
N.Y.	2631	5678	.463	877	2303	.381	1270	1696	.749	632	2284	2916	1605	1305	7	474	907	333	7409	112.3	-6.5
Brk.	2981	6688	.446	877	2505	.350	1250	1625	.769	766	2541	3307	1630	1521	14	554	919	379	8089	112.3	-0.6
Phoe.	3011	6378	.472	848	2335	.363	1408	1787	.788	664	2497	3161	1723	1653	10	576	1139	401	8278	113.4	+0.2
Mem.	2964	6593	.450	942	2580	.365	1430	1828	.782	757	2519	3276	1814	1474	10	585	1080	386	8300	113.7	-1.1
CLEV.	2851	5811	.491	804	2143	.375	955	1245	.767	633	2154	2787	1699	1277	2	613	844	412	7461	114.8	-7.9
Hou.	3045	6589	.462	880	2522	.349	1299	1706	.761	803	2645	3448	1819	1515	15	578	1163	354	8269	114.8	+3.0
G.S.	2743	5760	.476	879	2261	.389	1113	1422	.783	661	2359	3020	1698	1308	6	536	1016	321	7478	115.0	-8.7
S.A.	3004	6402	.469	931	2493	.373	1238	1594	.777	665	2551	3216	1825	1424	9	486	937	308	8177	115.2	-1.1
Port.	3090	6781	.456	1003	2619	.383	1410	1828	.771	852	2617	3469	1840	1488	7	502	953	364	8593	116.1	-1.1
N.O.	3077	6611	.465	880	2438	.361	1400	1775	.789	727	2501	3228	1763	1519	12	615	1045	348	8434	117.1	-1.3
Minn.	2760	5786	.477	740	2040	.363	1263	1613	.783	647	2383	3030	1560	1383	6	499	992	355	7523	117.5	-4.3
Wash.	3104	6363	.488	896	2386	.376	1470	1890	.778	753	2572	3325	1814	1601	11	541	1163	363	8574	119.1	-4.7
Atl.	2903	6078	.478	797	2194	.363	1419	1839	.772	748	2402	3150	1674	1404	12	600	1006	428	8022	119.7	-8.0
A/G/S	2885	6271	.460	862	2408	.358	1261	1631	.773	711	2454	3165	1722	1467	9	540	1027	346	7893	111.8	---
	86550				72252		37826				73617		51649		279		30802		236788		
		188117		25862				48943		21341		94958		44004		16200		10378			

2019-20 Team Statistics (Per Game)

TEAM	G	FIELD GOALS			3-PT. F.G.'S			FREE THROWS			--- REBOUNDS ---			MISCELLANEOUS							PTS
		MADE	ATT	PCT	MADE	ATT	PCT	MADE	ATT	PCT	OFF	DEF	TOT	AST	PF	DQ	STL	TO	BLK		
Atl.	67	40.64	90.55	.449	12.01	36.06	.333	18.46	23.37	.790	9.87	33.39	43.25	23.96	23.10	0.21	7.81	16.21	5.09	111.8	
Bos.	72	41.26	89.56	.461	12.57	34.54	.364	18.56	23.17	.801	10.67	35.40	46.07	22.99	21.57	0.15	8.26	13.82	5.64	113.7	
Brk.	72	40.39	90.25	.448	13.07	38.14	.343	17.93	24.06	.745	10.64	37.26	47.90	24.46	20.97	0.08	6.44	15.26	4.49	111.8	
Cha.	65	37.31	85.94	.434	12.08	34.32	.352	16.18	21.63	.748	11.00	31.78	42.78	23.83	18.82	0.08	6.58	14.60	4.12	102.9	
Chi.	65	39.58	88.65	.447	12.20	35.11	.348	15.48	20.49	.755	10.46	31.41	41.86	23.23	21.80	0.32	10.03	15.46	4.08	106.8	
CLEV.	65	40.29	87.92	.458	11.18	31.85	.351	15.12	19.94	.758	10.83	33.42	44.25	23.08	18.28	0.02	6.88	16.51	3.25	106.9	
Dall.	75	41.65	90.29	.461	15.15	41.27	.367	18.56	23.83	.779	10.55	36.39	46.93	24.65	19.49	0.17	6.13	12.71	4.84	117.0	
Den.	73	42.04	88.88	.473	10.97	30.60	.359	16.23	20.90	.777	10.77	33.37	44.14	26.74	20.34	0.07	8.03	13.77	4.62	111.3	
Det.	66	39.32	85.73	.459	11.98	32.68	.367	16.62	22.36	.743	9.76	31.95	41.71	24.08	19.68	0.12	7.42	15.27	4.53	107.2	
G.S.	65	38.62	88.15	.438	10.43	31.26	.334	18.68	23.25	.803	9.95	32.89	42.85	25.58	20.06	0.12	8.22	14.91	4.60	106.3	
Hou.	72	40.78	90.44	.451	15.64	45.29	.345	20.61	26.06	.791	9.78	34.50	44.28	21.63	21.75	0.07	8.71	14.68	5.15	117.8	
Ind.	73	42.12	88.45	.476	10.18	28.03	.363	15.01	19.08	.787	8.71	34.10	42.81	25.86	19.79	0.14	7.44	13.25	5.15	109.4	
LA-C	72	41.56	89.24	.466	12.43	33.47	.371	20.81	26.31	.791	10.65	37.00	47.65	23.72	22.14	0.14	7.10	14.60	4.89	116.3	
LA-L	71	42.34	88.30	.480	11.01	31.58	.349	17.75	24.34	.729	10.66	35.07	45.73	25.39	20.72	0.01	8.62	15.17	6.59	113.4	
Mem.	73	42.55	90.88	.468	10.93	31.47	.347	16.60	21.77	.763	10.33	36.21	46.53	26.92	21.18	0.30	7.89	15.25	5.47	112.6	
Miami	73	39.45	84.38	.468	13.41	35.40	.379	19.73	25.21	.783	8.49	35.88	44.37	25.92	20.56	0.12	7.49	14.90	4.55	112.0	
Milw.	73	43.29	90.95	.476	13.79	38.90	.355	18.30	24.66	.742	9.48	42.23	51.71	25.88	19.60	0.14	7.21	15.10	5.88	118.7	
Minn.	64	40.41	91.64	.441	13.33	39.69	.336	19.11	25.38	.753	10.55	34.27	44.81	23.83	21.41	0.09	8.67	15.33	5.66	113.3	
N.O.	72	42.57	91.64	.465	13.64	38.89	.370	17.07	23.43	.729	11.07	35.43	46.50	26.83	21.17	0.11	7.49	16.40	4.97	115.8	
N.Y.	66	39.97	89.33	.447	9.56	28.36	.337	16.30	23.48	.694	12.05	34.45	46.50	22.06	22.18	0.15	7.64	14.33	4.74	105.8	
OKC.	72	39.99	85.50	.468	10.69	30.15	.355	19.75	24.82	.796	8.24	34.65	42.89	21.69	19.31	0.08	7.64	13.69	4.90	110.4	
Orl.	73	39.33	88.60	.444	11.05	32.25	.343	17.56	22.68	.774	10.29	34.22	44.51	23.93	18.30	0.12	8.21	12.84	5.42	107.3	
Phil.	73	41.10	87.90	.468	11.62	31.60	.368	16.93	22.44	.755	10.47	34.97	45.44	25.81	20.95	0.12	8.03	14.21	5.33	110.7	
Phoe.	73	41.18	88.07	.468	11.38	31.78	.358	19.88	23.84	.834	9.75	33.77	43.52	27.22	22.04	0.22	7.66	14.75	3.97	113.6	
Port.	74	42.19	91.20	.463	12.86	34.12	.377	17.73	22.05	.804	10.19	35.12	45.31	20.61	21.70	0.15	6.28	12.78	6.09	115.0	
Sac.	72	40.88	88.39	.462	12.69	34.88	.364	15.65	20.33	.770	9.65	32.94	42.60	23.79	22.15	0.11	7.72	14.49	4.07	110.1	
S.A.	71	42.18	89.44	.472	10.70	28.46	.376	18.99	23.44	.810	9.01	35.63	44.65	24.66	19.39	0.08	7.30	12.61	5.49	114.1	
Tor.	72	40.24	87.93	.458	13.82	36.99	.374	18.46	23.19	.796	9.51	35.88	45.39	25.22	21.65	0.17	8.83	14.82	4.97	112.8	
Utah	72	40.08	85.14	.471	13.38	35.24	.380	17.75	22.79	.779	9.11	35.79	44.90	22.43	20.39	0.13	6.08	15.13	4.04	111.3	
Wash.	72	41.53	90.89	.457	12.00	32.57	.368	19.36	24.58	.788	10.17	31.88	42.04	25.01	22.69	0.14	7.97	14.17	4.29	114.4	

2019-20 Opponent Statistics (Per Game)

TEAM	G	FIELD GOALS			3-PT. F.G.'S			FREE THROWS			--- REBOUNDS ---			MISCELLANEOUS							PTS
		MADE	ATT	PCT	MADE	ATT	PCT	MADE	ATT	PCT	OFF	DEF	TOT	AST	PF	DQ	STL	TO	BLK		
Atl.	67	43.33	90.72	.478	11.90	32.75	.363	21.18	27.45	.772	11.16	35.85	47.01	24.99	20.96	0.18	8.96	15.01	6.39	119.7	
Bos.	72	38.39	87.06	.441	11.82	34.78	.340	18.75	24.46	.767	10.32	34.01	44.33	22.40	20.65	0.07	7.14	15.24	5.50	107.3	
Brk.	72	41.40	92.89	.446	12.18	34.79	.350	17.36	22.57	.769	10.64	35.29	45.93	22.64	21.13	0.19	7.69	12.76	5.26	112.3	
Cha.	65	41.66	87.54	.476	12.35	35.06	.352	13.95	18.42	.758	10.94	35.02	45.95	26.65	20.57	0.14	8.05	14.38	5.05	109.6	
Chi.	65	39.51	82.52	.479	11.17	31.65	.353	19.74	26.02	.759	10.15	35.37	45.52	25.43	19.17	0.09	8.15	18.26	5.91	109.9	
CLEV.	65	43.86	89.40	.491	12.37	32.97	.375	14.69	19.15	.767	9.74	33.14	42.88	26.14	19.65	0.03	9.43	12.98	6.34	114.8	
Dall.	75	41.91	91.57	.458	12.25	34.87	.351	16.00	21.04	.760	10.43	35.00	45.43	23.92	21.35	0.20	7.00	11.95	4.15	112.1	
Den.	73	39.99	86.45	.463	12.12	33.88	.358	17.08	22.51	.759	10.08	32.56	42.64	25.37	20.47	0.19	7.19	14.26	4.44	109.2	
Det.	66	41.94	87.33	.480	10.68	29.58	.361	16.24	20.89	.777	10.12	33.39	43.52	24.62	19.82	0.06	8.23	13.98	5.59	110.8	
G.S.	65	42.20	88.62	.476	13.52	34.78	.389	17.12	21.88	.783	10.17	36.29	46.46	26.12	20.12	0.09	8.25	15.63	4.94	115.0	
Hou.	72	42.29	91.51	.462	12.22	35.03	.349	18.04	23.69	.761	11.15	36.74	47.89	25.26	21.04	0.21	8.03	16.15	4.92	114.8	
Ind.	73	39.49	88.48	.446	11.47	33.63	.341	17.03	21.60	.788	10.37	34.86	45.23	23.10	18.81	0.11	6.90	14.67	4.59	107.5	
LA-C	72	39.53	90.19	.438	12.31	35.64	.345	18.54	24.53	.756	10.71	34.60	45.31	23.74	22.88	0.13	7.50	14.07	4.69	109.9	
LA-L	71	39.06	87.14	.448	11.65	33.42	.349	17.89	22.90	.781	9.41	32.86	42.27	23.41	21.75	0.13	8.24	15.92	3.70	107.6	
Mem.	73	40.60	90.32	.450	12.90	35.34	.365	19.59	25.04	.782	10.37	34.51	44.88	24.85	20.19	0.14	8.01	14.79	5.29	113.7	
Miami	73	38.78	86.66	.448	13.10	37.71	.347	18.44	23.56	.783	9.23	33.30	42.53	24.58	21.70	0.15	7.47	14.00	4.14	109.1	
Milw.	73	38.95	94.00	.414	13.97	39.33	.355	16.73	21.25	.787	9.49	36.32	45.81	24.16	21.73	0.18	7.37	14.11	4.48	108.6	
Minn.	64	43.13	90.41	.477	11.56	31.88	.363	19.73	25.20	.783	10.11	37.23	47.34	23.48	21.61	0.09	7.80	15.50	5.55	117.5	
N.O.	72	42.74	91.82	.465	12.22	33.86	.361	19.44	24.65	.789	10.10	34.74	44.83	24.49	21.10	0.17	8.54	15.41	4.83	117.1	
N.Y.	66	39.86	86.03	.463	13.29	34.89	.381	19.24	25.70	.749	9.58	34.61	44.18	23.32	19.77	0.11	7.18	13.74	5.05	112.3	
OKC.	72	40.79	89.64	.455	11.31	33.26	.340	15.54	19.56	.795	10.47	34.33	44.81	24.30	22.79	0.11	7.01	14.22	4.03	108.4	
Orl.	73	40.40	86.89	.465	12.23	33.60	.364	15.26	19.79	.771	9.04	35.84	44.88	24.71	19.45	0.04	7.00	14.59	4.63	108.3	
Phil.	73	39.79	85.96	.463	10.40	29.42	.353	18.37	24.47	.751	8.60	33.23	41.84	22.75	20.45	0.23	6.99	13.82	4.03	108.4	
Phoe.	73	41.25	87.37	.472	11.62	31.99	.363	19.29	24.48	.788	9.10	34.21	43.30	23.60	22.64	0.14	7.89	15.60	5.49	113.4	
Port.	74	41.76	91.64	.456	13.55	35.39	.383	19.05	24.70	.771	11.51	35.36	46.88	24.86	20.11	0.09	6.78	12.88	4.92	116.1	
Sac.	72	40.25	85.53	.471	12.42	34.81	.357	19.22	24.33	.790	9.08	34.46	43.54	24.88	19.50	0.11	7.74	15.19	4.21	112.1	
S.A.	71	42.31	90.17	.469	13.11	35.11	.373	17.44	22.45	.777	9.37	35.93	45.30	25.70	20.06	0.13	6.85	13.20	4.34	115.2	
Tor.	72	37.79	88.32	.428	13.10	38.66	.337	17.83	23.19	.769	10.92	35.14	46.06	25.57	20.36	0.11	7.22	16.83	5.49	106.5	
Utah	72	40.69	89.13	.457	10.97	31.04	.353	16.46	21.46	.767	9.56	33.14	42.69	21.50	20.85	0.15	7.86	12.35	4.57	108.8	
Wash.	72	43.13	88.38	.488	12.44	33.14	.376	20.42	26.25	.778	10.46	35.72	46.18	25.19	22.24	0.15	7.51	16.15	5.04	119.1	
ONETEAM		40.86	88.82	.460	12.21	34.11	.358	17.86	23.11	.773	10.08	34.76	44.83	24.39	20.78	0.13	7.65	14.54	4.90	111.8	
BOTTEAMS		81.73	177.64	.460	24.42	68.23	.358	35.72	46.22	.773	20.15	69.52	89.67	48.77	41.55	0.26	15.30	29.09	9.80	228.6	

Team Statistics, Rank Within League

	ATL	BOS	BKN	CHA	CHI	CLE	DAL	DEN	DET	GS	HOU	IND	LAC	LAL	MEM	MIA	MIL	MIN	NO	NY	OKC	ORL	PHI	PHO	POR	SAC	SA	TOR	UTA	WAS
Points/game	17	9	16	30	27	26	3	19	25	28	2	23	4	11	14	15	1	12	5	29	21	24	20	10	6	22	8	13	18	7
FG pct.	23	17	24	30	26	19	16	4	18	29	22	2	12	1	7	10	3	28	13	25	8	27	11	9	14	15	5	20	6	21
FT pct.	10	5	25	24	21	20	14	16	26	4	8	12	9	28	19	13	27	23	29	30	7	17	22	1	3	18	2	6	15	11
3-pt FG pct.	30	13	26	19	22	20	10	15	11	29	24	14	6	21	23	2	18	28	7	27	17	25	9	16	3	12	4	5	1	8
Off. Reb./gm	19	6	9	3	13	4	11	5	21	18	20	28	8	7	14	29	25	10	2	1	30	15	12	22	16	23	27	24	26	17
Def. Reb./gm	23	11	2	29	30	22	4	24	27	26	16	20	3	13	5	6	1	18	10	17	15	19	14	21	12	25	9	7	8	28
Rebounds/game	22	8	2	26	29	19	4	20	30	24	18	25	3	9	5	17	1	14	6	6	23	16	10	21	12	27	15	11	13	28
Assists/game	17	25	15	19	23	24	14	4	16	9	29	7	22	10	2	5	6	20	3	27	28	18	8	1	30	21	13	11	26	12
Steals/game	13	6	27	26	1	25	29	9	21	7	3	20	24	5	12	18	23	4	19	17	16	8	9	15	28	14	22	2	30	11
Turnovers/gm	28	8	24	14	27	30	2	7	25	19	15	5	13	22	23	18	26	29	11	6	4	10	16	3	12	1	17	21	9	
Blocks/gm	12	5	23	25	26	30	16	19	22	20	10	11	18	1	7	21	3	4	13	17	15	8	9	29	2	27	6	13	28	24
Pers.Fouls/gm	30	20	16	3	24	1	6	11	8	10	23	9	26	14	18	13	7	19	17	28	4	2	15	25	22	27	5	21	12	29
DQ/game	27	24	6	5	30	2	26	3	12	13	4	18	20	1	29	14	18	1	10	23	6	14	14	28	22	10	8	25	17	20

Opponent Statistics, Rank Within League

	ATL	BOS	BKN	CHA	CHI	CLE	DAL	DEN	DET	GS	HOU	IND	LAC	LAL	MEM	MIA	MIL	MIN	NO	NY	OKC	ORL	PHI	PHO	POR	SAC	SA	TOR	UTA	WAS
Points/game	30	2	19	12	14	22	16	11	15	24	23	3	13	4	21	10	8	28	27	18	7	5	6	20	26	17	25	1	9	29
FG pct.	26	4	5	23	27	30	13	15	28	24	14	6	3	8	9	7	1	25	19	17	10	18	16	22	11	21	20	2	12	29
FT pct.	16	9	13	4	5	11	7	6	18	23	8	27	3	20	21	22	25	24	28	1	30	14	2	26	15	29	17	12	10	19
3-pt FG pct.	22	2	9	11	12	26	10	17	19	30	8	4	5	7	24	6	15	20	18	28	3	23	13	21	29	16	25	1	14	27
Off. Reb./gm	19	28	14	27	16	11	21	12	15	17	28	19	25	7	19	5	8	14	13	10	23	2	1	4	30	3	6	26	9	22
Def. Reb./gm	25	8	20	18	22	3	17	1	7	27	29	16	13	2	12	6	28	30	15	14	10	24	5	9	21	11	26	19	4	23
Rebounds/game	28	11	22	23	20	6	19	4	8	26	30	16	18	2	14	3	21	29	13	10	12	14	1	7	27	9	17	24	5	25
Assists/game	21	2	3	30	25	29	10	24	16	28	23	6	9	7	18	15	11	13	14	12	5	17	4	8	19	20	27	26	1	22
Steals/game	29	8	16	23	24	30	5	10	25	27	22	3	14	26	21	13	12	18	28	9	7	5	4	20	1	17	2	11	19	15
Turnovers/gm	11	9	28	16	1	26	30	17	22	6	3	13	20	5	12	21	19	8	15	24	18	14	23	7	27	10	25	2	29	3
Blocks/gm	30	25	21	20	28	29	5	8	27	17	15	11	13	1	22	4	9	26	14	19	3	12	2	24	16	6	7	23	10	18
Pers.Fouls/gm	13	15	10	16	29	26	9	17	24	21	12	30	1	5	20	7	6	8	11	25	2	28	18	3	22	27	23	19	14	4
DQ/game	6	27	4	12	25	30	3	5	28	25	2	21	17	15	13	11	7	24	8	22	18	29	1	13	23	18	15	18	9	9

Combination Team/Opponent Statistics, Rank Within League

	ATL	BOS	BKN	CHA	CHI	CLE	DAL	DEN	DET	GS	HOU	IND	LAC	LAL	MEM	MIA	MIL	MIN	NO	NY	OKC	ORL	PHI	PHO	POR	SAC	SA	TOR	UTA	WAS
Pts./game/diff.	29	3	15	27	22	28	6	11	23	30	7	13	2	5	17	8	1	24	20	26	12	16	10	14	19	21	18	4	9	25
Off. Reb. Pct.	21	8	10	7	13	3	11	2	14	23	25	29	9	4	12	27	26	19	5	1	30	16	6	17	15	20	28	24	22	18
Def. Reb. Pct.	29	17	12	30	26	16	14	19	24	23	25	21	15	7	13	3	1	18	11	10	20	5	2	8	27	9	4	22	6	28
Total Reb. Pct.	29	9	12	22	21	5	13	7	20	24	28	27	10	3	14	17	4	18	6	2	30	8	1	11	25	16	19	23	15	26

2019-20 NBA Individual League Leaders

SCORING AVERAGE	G	FG	FT	PTS	AVG	REBOUNDS PER GAME	G	OFF	DEF	TOT	AVG	ASSISTS PER GAME	G	AST	AVG
Harden Hou.	68	672	692	2335	34.3	DRUMMOND DET.-CLE.	57	250	614	864	15.2	James LA-L	67	684	10.2
Beal Was.	57	593	385	1741	30.5	G. Antetokounmpo Mil.63	140	716	856	13.6	Young Atl.	60	560	9.3	
Lillard Por.	66	624	460	1978	30.0	Whiteside Por.	67	258	647	905	13.5	Doncic Dal.	61	538	8.8
Young Atl.	60	546	481	1778	29.6	Gobert Utah	68	230	686	916	13.5	Rubio Pho.	65	570	8.8
G. Antetokounmpo Mil.63	685	398	1857	29.5	Sabonis Ind.	62	189	582	771	12.4	Lillard Por.	66	530	8.0	
Doncic Dal.	61	581	426	1759	28.8	Valanciunas Mem.	70	213	575	788	11.3	Simmons Phi.	57	455	8.0
Westbrook Hou.	57	604	290	1553	27.2	Vucevic Or.	62	140	533	673	10.9	Harden Hou.	68	512	7.5
Leonard LA-C	57	532	356	1543	27.1	Adebayo Mia.	72	176	559	735	10.2	Graham Cha.	63	471	7.5
Booker Pho.	70	627	468	1863	26.6	THOMPSON CLE.	57	226	351	577	10.1	Lowry Tor.	58	433	7.5
Davis LA-L	62	551	444	1618	26.1	Jordan Brk.	56	141	420	561	10.0	Morant Mem.	67	488	7.3
LaVine Chi.	60	539	268	1530	25.5	Favors N.O.	51	163	338	501	9.8	Brogdon Ind.	54	381	7.1
James LA-L	67	643	264	1698	25.3	LOVE CLE.	56	54	493	547	9.8	Westbrook Hou.	57	401	7.0
Mitchell Utah	69	602	278	1655	24.0	Jokic Den.	73	166	545	711	9.7	Jokic Den.	73	512	7.0
Ingram N.O.	62	507	313	1477	23.8	Randle N.Y.	64	151	471	622	9.7	Ball N.O.	63	438	7.0
Tatum Bos.	66	552	254	1547	23.4	Allen Brk.	70	216	455	671	9.6	Fox Sac.	51	348	6.8
Russell G.S.-Min.	45	360	161	1039	23.1	Porzingis Dal.	57	100	440	540	9.5	Dinwiddie Brk.	64	432	6.8
Siakam Tor.	60	500	240	1371	22.9	Doncic Dal.	61	78	495	573	9.4	Paul OKC.	70	472	6.7
McCollum Por.	70	611	140	1556	22.2	Davis LA-L	62	142	435	577	9.3	Holiday N.O.	61	408	6.7
DeRozan S.A.	68	557	381	1504	22.1	Adams OKC.	63	207	376	583	9.3	VanVleet Tor.	54	357	6.6
Wiggins Min.-G.S.	54	437	190	1175	21.8	Ikaba Tor.	55	114	338	452	8.2	Booker Pho.	70	456	6.5
Fox Sac.	51	391	241	1077	21.1	Westbrook Hou.	57	100	351	451	7.9	Russell G.S.-Min.	45	285	6.3
Middleton Mil.	62	471	208	1297	20.9	James LA-L	67	66	459	525	7.8	Beal Was.	57	347	6.1
SEXTON CLE.	65	513	226	1349	20.8	Simmons Phi.	57	113	331	444	7.8	Butler Mia.	58	350	6.0
Dinwiddie Brk.	64	424	347	1318	20.6	Gordon Or.	62	107	368	475	7.7	G.Antetokounmpo Mil.63	354	5.6	
Walker Bos.	56	378	209	1145	20.4	Zubac LA-C	72	197	346	543	7.5	Williams LA-C	65	365	5.6
Porzingis Dal.	57	398	226	1164	20.4	Kanter Bos.	58	163	268	431	7.4	DeRozan S.A.	68	379	5.6
Brown Bos.	57	427	176	1159	20.3	Aldridge S.A.	53	103	289	392	7.4	Rose Det.	50	278	5.6
Bogdanovic Utah	63	418	250	1275	20.2	Howard LA-L	69	172	335	507	7.3	Satoransky Chi.	65	354	5.4
Butler Mia.	58	345	438	1157	19.9	Siakam Tor.	60	64	375	439	7.3	Bledsoe Mil.	61	328	5.4
Jokic Den.	73	565	246	1446	19.9	NANCE CLE.	56	106	303	409	7.3	Teague Min.-Atl.	59	308	5.2
Warren Ind.	67	534	167	1326	19.8	Zeller Cha.	58	160	251	411	7.1	Ingles Utah	72	373	5.2
Harris Phi.	72	553	174	1411	19.6	Harrell LA-C	63	163	282	445	7.1	Fultz Or.	72	369	5.1
Vucevic Or.	62	493	131	1215	19.6	Leonard LA-C	57	54	348	402	7.1	Adebayo Mia.	72	368	5.1
Randle N.Y.	64	463	258	1248	19.5	Robinson N.Y.	61	186	242	428	7.0	Dragic Mia.	59	301	5.1
Lowry Tor.	58	334	294	1126	19.4	Tatum Bos.	66	64	396	460	7.0	McConnell Ind.	71	355	5.0
Hield Sac.	72	498	115	1382	19.2	Harris Phi.	72	69	426	495	6.9	Sabonis Ind.	62	310	5.0

2019-20 NBA Individual League Leaders, cont.

FIELD GOAL PCT.	FG	FGA	PCT	3-PT FIELD GOAL PCT.	3FG	3GA	PCT	FREE THROW PCT.	FT	FTA	PCT
Robinson N.Y.	253	341	.742	Hill Mil.	81	176	.460	Wanamaker Bos.	126	136	.926
Gobert Utah	386	557	.693	Redick N.O.	180	397	.453	Booker Pho.	468	509	.919
Allen Brk.	302	465	.649	Curry Dal.	145	321	.452	Middleton Mil.	208	227	.916
Whiteside Por.	436	702	.621	Robinson Mia.	270	606	.446	Paul OKC.	253	279	.907
Clarke Mem.	296	479	.618	McDermott Ind.	128	294	.435	Bogdanovic Utah	250	277	.903
Adams OKC.	283	478	.592	Bertans Was.	200	472	.424	Gallinari OKC.	266	298	.893
Valanciunas Mem.	432	739	.585	Harris Brk.	172	406	.424	Brogdon Ind.	166	186	.892
Collins Atl.	353	605	.583	Bjelica Sac.	134	320	.419	Redick N.O.	165	185	.892
Harrell LA-C	471	812	.580	Trent Por.	112	268	.418	Augustin Orl.	161	181	.890
Simmons Phi.	375	647	.580	Korver Mil.	99	237	.418	Lillard Por.	460	518	.888
Wood Det.	288	508	.567	Middleton Mil.	147	354	.415	Burks G.S.-Phi.	235	265	.887
Adebayo Mia.	440	790	.557	Bogdanovic Utah	189	457	.414	Leonard LA-C	356	402	.886
G. Antetokounmpo Mi	685	1238	.553	Thomas Was.-LA-C	78	189	.413	Gay S.A.	120	136	.882
Ayton Pho.	310	568	.546	George LA-C	157	381	.412	Murray Den.	163	185	.881
Sabonis Ind.	458	848	.540	Towns Min.	114	277	.412	Satoransky Chi.	196	217	.876
Warren Ind.	534	997	.536	Morris N.Y.-LA-C	142	348	.408	George LA-C	106	121	.876
DRUMMOND DET.-CLE.	418	784	.533	Rozier Cha.	172	423	.407	Rozier Cha.	166	190	.874
DeRozan S.A.	557	1049	.531	Olynynk Mia.	95	234	.406	Teague Min.-Atl.	172	197	.873
Jokic Den.	565	1071	.528	Gallinari OKC.	178	439	.405	Lee G.S.	110	126	.873
Zeller Cha.	251	479	.524	J. Holiday Ind.	134	331	.405	Rose Det.	121	139	.871
THOMPSON CLE.	288	562	.512	Mykhailiuk Det.	115	285	.404	Harden Hou.	692	800	.865
Ibaka Tor.	343	670	.512	Tatum Bos.	189	469	.403	Walker Bos.	209	242	.864
Towns Min.	316	622	.508	Warren Ind.	91	226	.403	Mitchell Utah	278	322	.863
Anunoby Tor.	286	566	.505	Korkmaz Phi.	143	356	.402	Rubio Pho.	195	226	.863
Davis LA-L	551	1096	.503	Snell Det.	102	254	.402	Williams LA-C	292	329	.861
Haywood Bos.	350	700	.500	Lillard Por.	270	674	.401	Young Atl.	481	559	.860
Middleton Mil.	471	947	.497	McLemore Hou.	181	452	.400	Lowry Tor.	294	343	.857
Paschall G.S.	318	640	.497	Niang Utah	90	225	.400	Hayward Bos.	124	145	.855
Powell Tor.	296	598	.495	Ingles Utah	141	353	.399	LOVE CLE.	187	219	.854
Curry Dal.	284	574	.495	Powell Tor.	109	273	.399	Ross Orl.	157	184	.853
James LA-L	643	1303	.493	Kennard Det.	73	183	.399	White S.A.	180	211	.853
Aldridge S.A.	391	793	.493	Galloway Det.	132	331	.399	Ingram N.O.	313	368	.851
Rose Det.	369	753	.490	Fournier Orl.	173	434	.399	VanVleet Tor.	168	198	.848

STEALS PER GAME	G	STL	AVG	BLOCKS PER GAME	G	BLK	AVG	MINUTES PER GAME	G	MIN	AVG
Simmons Phi.	57	119	2.09	Whiteside Por.	67	196	2.93	Lillard Por.	66	2474	37.5
Dunn Chi.	51	101	1.98	B. Lopez Mil.	68	163	2.40	McCollum Por.	70	2556	36.5
DRUMMOND DET.-CLE.	57	109	1.91	Davis LA-L	62	143	2.31	Harden Hou.	68	2483	36.5
VanVleet Tor.	54	100	1.85	Turner Ind.	62	132	2.13	Lowry Tor.	58	2098	36.2
Harden Hou.	68	125	1.84	Porzingis Dal.	57	115	2.02	Beal Was.	57	2053	36.0
Leonard LA-C	57	103	1.81	Gobert Utah	68	134	1.97	Westbrook Hou.	57	2049	36.0
Butler Mia.	58	103	1.78	Robinson N.Y.	61	119	1.95	Booker Pho.	70	2512	35.9
Smart Bos.	60	101	1.68	Aldridge S.A.	53	87	1.64	VanVleet Tor.	54	1928	35.7
Murray S.A.	66	111	1.68	DRUMMOND DET.-CLE.	57	93	1.63	Simmons Phi.	57	2017	35.4
Covington Min.-Hou.	70	115	1.64	Ja. Jackson Mem.	57	92	1.61	Young Atl.	60	2120	35.3
Westbrook Hou.	57	93	1.63	Noel OKC.	61	91	1.49	Siakam Tor.	60	2110	35.2
Holiday N.O.	61	99	1.62	Poeltl S.A.	66	95	1.44	Graham Cha.	63	2211	35.1
Paul OKC.	70	111	1.59	Bamba Orl.	62	86	1.39	Sabonis Ind.	62	2159	34.8
Davis LA-L	62	91	1.47	McGee LA-L	68	94	1.38	LaVine Chi.	60	2085	34.8
LaVine Chi.	60	88	1.47	Covington Min.-Hou.	70	93	1.33	Holiday N.O.	61	2117	34.7
Fox Sac.	51	74	1.45	Allen Brk.	70	92	1.31	Gilgeous-Alexand OKC.	70	2429	34.7
Rubio Pho.	65	94	1.45	Theis Bos.	65	84	1.29	James LA-L	67	2316	34.6
Young Chi.	64	92	1.44	Adebayo Mia.	72	93	1.29	Oubre Pho.	56	1933	34.5
Thybulle Phi.	65	93	1.43	Howard LA-L	69	79	1.14	Barnes Sac.	72	2482	34.5
Lowry Tor.	58	82	1.41	Harrell LA-C	63	72	1.14	Wiggins Min.-G.S.	54	1859	34.4
Tatum Bos.	66	93	1.41	Cauley-Stein G.S.-Dal.	54	61	1.13	Davis LA-L	62	2131	34.4
Bridges Pho.	73	102	1.40	Kleber Dal.	74	83	1.12	Rozier Cha.	63	2164	34.4
Ball N.O.	63	88	1.40	Valanciunas Mem.	70	77	1.10	Tatum Bos.	66	2265	34.3
Anunoby Tor.	69	96	1.39	Adams OKC.	63	67	1.06	Gobert Utah	68	2333	34.3
Harris Den.	56	76	1.36	Chriss G.S.	59	62	1.05	Harris Phi.	72	2469	34.3
Ariza Sac.-Por.	53	69	1.30	G. Antetokounmpo Mil.	63	66	1.05	Tucker Hou.	72	2467	34.3
DiVincenzo Mil.	66	85	1.29	Boucher Tor.	62	61	0.98	Mitchell Utah	69	2364	34.3
Melton Mem.	60	77	1.28	Wiggins Min.-G.S.	54	53	0.98	DeRozan S.A.	68	2316	34.1
Oubre Pho.	56	71	1.27	Dieng Min.-Mem.	63	59	0.94	Ingram N.O.	62	2104	33.9
Fultz Orl.	72	90	1.25	Jordan Brk.	56	52	0.93	Brown Bos.	57	1934	33.9
Green LA-L	68	85	1.25	Biyombo Cha.	53	49	0.92	Butler Mia.	58	1959	33.8
Beal Was.	57	71	1.25	Zubac LA-C	72	66	0.92	Adebayo Mia.	72	2417	33.6
Napier Min.-Was.	56	69	1.23	Horford Phi.	67	61	0.91	Doncic Dal.	61	2047	33.6
Brown Was.	69	85	1.23	Favors N.O.	51	46	0.90	Hayward Bos.	52	1740	33.5
Satoransky Chi.	65	80	1.23	Siakam Tor.	60	53	0.88	Aldridge S.A.	53	1754	33.1
J. Holiday Ind.	73	87	1.19	Harden Hou.	68	60	0.88	Bogdanovic Utah	63	2083	33.1
Jokic Den.	73	85	1.16	THOMPSON CLE.	57	50	0.88	Barton Den.	58	1916	33.0
Wright Dal.	73	85	1.16	Len Atl.-Sac.	55	48	0.87	SEXTON CLE.	65	2143	33.0
James LA-L	67	78	1.16	Wood Det.	62	54	0.87	DRUMMOND DET.-CLE.	57	1878	33.0
Warren Ind.	67	78	1.16	White S.A.	68	59	0.87	Warren Ind.	67	2203	32.9

2019-20 NBA Rookie Individual League Leaders

SCORING AVERAGE	G	FG	FT	PTS	AVG	REBOUNDS PER GAME	G	OFF	DEF	TOT	AVG	ASSISTS PER GAME	G	AST	AVG
Morant, Mem.	67	447	239	1193	17.8	Clarke, Mem.	58	92	253	345	5.9	Morant, Mem.	67	488	7.3
Nunn, Mia.	67	401	85	1024	15.3	Washington, Cha.	58	58	258	316	5.4	GARLAND, CLE.	59	229	3.9
Barrett, N.Y.	56	292	156	803	14.3	Barrett, N.Y.	56	50	229	279	5.0	Nunn, Mia.	67	220	3.3
Paschall, G.S.	60	318	164	837	14.0	Porter, Den.	55	66	193	259	4.7	White, Chi.	65	175	2.7
Herro, Mia.	55	270	87	743	13.5	Paschall, G.S.	60	82	193	275	4.6	Barrett, N.Y.	56	143	2.6
White, Chi.	65	312	102	859	13.2	Hunter, Atl.	63	44	242	286	4.5	Poole, G.S.	57	134	2.4
Hunter, Atl.	63	280	110	778	12.3	Herro, Mia.	55	16	208	224	4.1	Herro, Mia.	55	121	2.2
GARLAND, CLE.	59	280	63	728	12.3	Hayes, N.O.	64	97	162	259	4.0	PORTER, CLE.	50	109	2.2
Washington, Cha.	58	268	88	710	12.2	Bazley, OKC.	61	30	216	246	4.0	Washington, Cha.	58	123	2.1
Clarke, Mem.	58	296	85	700	12.1	Morant, Mem.	67	51	208	259	3.9	Paschall, G.S.	60	127	2.1
Reddish, Atl.	58	213	101	610	10.5	Reddish, Atl.	58	35	181	216	3.7	Co. Martin, Cha.	48	95	2.0
PORTER, CLE.	50	186	73	498	10.0	White, Chi.	65	28	202	230	3.5	Hunter, Atl.	63	112	1.8
Porter, Den.	55	195	60	512	9.3	Fernando, Atl.	56	67	131	198	3.5	Culver, Min.	63	110	1.7
Culver, Min.	63	230	54	580	9.2	Culver, Min.	63	70	142	212	3.4	Davis, Tor.	72	115	1.6
C. Johnson, Pho.	57	176	46	504	8.8	Davis, Tor.	72	50	187	237	3.3	Reddish, Atl.	58	87	1.5
Poole, G.S.	57	167	95	503	8.8	Co. Martin, Cha.	48	38	120	158	3.3	Clarke, Mem.	58	81	1.4
Davis, Tor.	72	199	51	543	7.5	C. Johnson, Pho.	57	49	138	187	3.3	Melli, N.O.	60	82	1.4
Hayes, N.O.	64	174	123	472	7.4	PORTER, CLE.	50	22	140	162	3.2	Thybulle, Phi.	65	79	1.2
Melli, N.O.	60	136	54	395	6.6	Melli, N.O.	60	38	142	180	3.0	C. Johnson, Pho.	57	69	1.2

FIELD GOAL PCT.	FG	FGA	PCT	3-PT FIELD GOAL PCT.	3FG	3GA	PCT	FREE THROW PCT.	FT	FTA	PCT
Clarke, Mem.	296	479	.618	C. Johnson, Pho.	106	272	.390	Hachimura, Was.	116	140	.829
Paschall, G.S.	318	640	.497	Herro, Mia.	116	298	.389	White, Chi.	102	129	.791
Morant, Mem.	447	937	.477	Davis, Tor.	94	242	.388	Morant, Mem.	239	308	.776
Washington, Cha.	268	589	.455	Washington, Cha.	86	230	.374	Paschall, G.S.	164	212	.774
Nunn, Mia.	401	914	.439	Hunter, Atl.	108	304	.355	Hunter, Atl.	110	144	.764
Herro, Mia.	270	631	.428	GARLAND, CLE.	105	296	.355	Hayes, N.O.	123	190	.647
Hunter, Atl.	280	683	.410	White, Chi.	133	376	.354	Williamson, N.O.	114	178	.640
Barrett, N.Y.	292	727	.402	Nunn, Mia.	137	391	.350	Barrett, N.Y.	156	254	.614
GARLAND, CLE.	280	699	.401	Reddish, Atl.	83	250	.332				
White, Chi.	312	792	.394	Culver, Min.	66	221	.299				

STEALS PER GAME	G	STL	AVG	BLOCKS PER GAME	G	BLK	AVG	MINUTES PER GAME	G	MIN	AVG
Thybulle, Phi.	65	93	1.43	Hayes, N.O.	64	55	0.86	Hunter, Atl.	63	2018	32.0
Reddish, Atl.	58	62	1.07	Clarke, Mem.	58	48	0.83	Morant, Mem.	67	2074	31.0
Barrett, N.Y.	56	55	0.98	Washington, Cha.	58	44	0.76	GARLAND, CLE.	59	1824	30.9
PORTER, CLE.	50	46	0.92	Thybulle, Phi.	65	47	0.72	Barrett, N.Y.	56	1704	30.4
Culver, Min.	63	57	0.90	Bitadze, Ind.	54	37	0.69	Washington, Cha.	58	1759	30.3
Washington, Cha.	58	51	0.88	Bazley, OKC.	61	41	0.67	Nunn, Mia.	67	1963	29.3
Morant, Mem.	67	58	0.87	Culver, Min.	63	38	0.60	Paschall, G.S.	60	1654	27.6
Nunn, Mia.	67	56	0.84	G. Williams, Bos.	69	36	0.52	Herro, Mia.	55	1508	27.4
Co. Martin, Cha.	48	39	0.81	Reddish, Atl.	58	28	0.48	Reddish, Atl.	58	1551	26.7
White, Chi.	65	49	0.75	Porter, Den.	55	25	0.45	White, Chi.	65	1674	25.8



2019-20 NBA Single-Game Highs / Players

Minutes	52	Tucker, HOU at SA, 12/3 (2 OT)
Minutes	46	House, HOU at UTA, 1/27
Field Goals	20	(3 times, most recently) Warren, IND vs. PHI, 8/1
FG Attempts	41	Harden, HOU at MIN, 11/16
3-Pt. Field Goals	13	LaVine, CHI at CHA, 11/23
3-Pt. FG Attempts	22	Harden, HOU at MIN, 11/16
3-Pt. FG Attempts	22	Smart, BOS vs. PHO, 1/18
Free Throws	26	Davis, LAL vs. MEM, 10/29
FT Attempts	27	Davis, LAL vs. MEM, 10/29
Off. Rebounds	11	Capela, HOU at ATL, 1/8
Def. Rebounds	19	(4 times, most recently) Valanciunas, MEM vs. SAC, 2/28
Rebounds	25	Valanciunas, MEM vs. SAC, 2/28
Assists	19	Doncic, DAL vs. MIL, 8/8 (OT)
Assists	19	James, LAL vs. ORL, 1/15
Steals	7	(8 times, most recently) Anunoby, TOR at DEN, 3/1
Turnovers	11	Harden, HOU vs. MIN, 11/11
Blocks	10	Whiteside, POR vs. CHI, 11/29
Points	61	Lillard, POR vs. GS, 1/20 (OT)
Points	61	Lillard, POR at DAL, 8/11

2019-20 Single-Game Highs and Lows / Teams

Field Goals	60	San Antonio, at MEM, 12/23
Fewest Field Goals	21	Brooklyn, vs. NY, 12/26
FG Attempts	116	Golden State, at POR, 1/20 (OT)
FG Attempts	112	Washington, vs. ATL, 1/10
Fewest FG Attempts	63	Sacramento, at GS, 12/15
Field Goal Pct.	674	San Antonio, at MEM, 12/23
Lowest Field Goal Pct.	269	Brooklyn, vs. NY, 12/26
3-Pt. Field Goals	26	Minnesota, vs. LAC, 2/8
3-Pt. FG Attempts	61	Houston, vs. MIL, 8/2
3-Pt. FG Pct.	680	New York, at BRK, 10/25
Free Throws	39	Dallas, at SAC, 8/4 (OT)
Free Throws	38	(3 times, most recently) Washington, vs. NY, 3/10
Fewest Free Throws	3	(5 times, most recently) Denver, at CLE, 3/7
FT Attempts	50	Memphis, at POR, 7/31 (OT)
FT Attempts	50	Dallas, at SAC, 8/4 (OT)
FT Attempts	49	Houston, at UTA, 1/27
Fewest FT Attempts	5	(3 times, most recently) Indiana, at MIL, 12/22
Free Throw Pct.	1,000	(23 times, most recently) Indiana, at WAS, 8/3
Lowest Free Throw Pct.	400	Minnesota, vs. DAL, 3/1
Off. Rebounds	25	New York, vs. CHI, 10/28
Fewest Off. Rebounds	0	Oklahoma City, at ORL, 1/22
Def. Rebounds	55	Brooklyn, vs. ATL, 1/12
Fewest Def. Rebounds	18	Golden State, vs. SAC, 12/15
Fewest Def. Rebounds	18	L.A. Lakers, vs. DEN, 8/10
Rebounds	67	Sacramento, vs. MIN, 12/26 (2 OT)
Rebounds	66	L.A. Clippers, vs. TOR, 11/11
Rebounds	66	Milwaukee, vs. OKC, 2/28
Fewest Rebounds	25	Golden State, vs. SAC, 12/15
Assists	43	Philadelphia, vs. CLE, 12/7
Fewest Assists	11	Portland, vs. BRK, 11/8
Fewest Assists	11	Portland, at OKC, 1/18
Personal Fouls	37	Sacramento, vs. DAL, 8/4 (OT)
Personal Fouls	35	Atlanta, vs. WAS, 1/26
Personal Fouls	35	Minnesota, at MIA, 2/26
Fewest Personal Fouls	6	Miami, vs. NO, 11/16
Steals	18	Orlando, vs. WAS, 1/8
Steals	18	Chicago, vs. CLE, 1/18
Turnovers	29	(4 times, most recently) Brooklyn, vs. CHI, 3/8
Fewest Turnovers	3	(3 times, most recently) Miami, vs. PHI, 2/3
Blocks	20	L.A. Lakers, vs. DET, 1/5
Points	159	Houston, at WAS, 10/30
Fewest Points	73	Chicago, vs. CHA, 12/13

2019-20 NBA Award Winners

Kia NBA Most Valuable Player

Giannis Antetokounmpo, Milwaukee Bucks

NBA Coach of the Year

Nick Nurse, Toronto Raptors

Kia NBA Defensive Player of the Year

Giannis Antetokounmpo, Milwaukee Bucks

Kia NBA Sixth Man Award

Montrezl Harrell, Los Angeles Clippers

Kia NBA Most Improved Player

Brandon Ingram, New Orleans Pelicans

Kia NBA Rookie of the Year

Ja Morant, Memphis Grizzlies

NBA Sportsmanship Award

Vince Carter, Atlanta Hawks

NBA Executive of the Year

Lawrence Frank, Los Angeles Clippers

Seasonlong Community Assist

Harrison Barnes, Sacramento Kings

Jaylen Brown, Boston Celtics

George Hill, Milwaukee Bucks

Chris Paul, Oklahoma City Thunder

Dwight Powell, Dallas Mavericks

Twyman-Stokes Teammate of the Year

Jrue Holiday, New Orleans Pelicans

All-Rookie Teams

First Team

Ja Morant, Memphis Grizzlies

Kendrick Nunn, Miami Heat

Brandon Clarke, Memphis Grizzlies

Zion Williamson, New Orleans Pelicans

Eric Paschall, Golden State Warriors

Second Team

Tyler Herro, Miami Heat

Terence Davis II, Toronto Raptors

Coby White, Chicago Bulls

P.J. Washington Jr., Charlotte Hornets

Rui Hachimura, Washington Wizards

All-NBA Teams

First Team

Giannis Antetokounmpo, Milwaukee Bucks

LeBron James, Los Angeles Lakers

James Harden, Houston Rockets

Anthony Davis, Los Angeles Lakers

Luka Dončić, Dallas Mavericks

Second Team

Pascal Siakam, Toronto Raptors

Chris Paul, Oklahoma City Thunder

Damian Lillard, Portland Trail Blazers

Kawhi Leonard, Toronto Raptors

Nikola Jokić, Denver Nuggets

Third Team

Russell Westbrook, Houston Rockets

Jimmy Butler, Miami Heat

Jayson Tatum, Boston Celtics

Rudy Gobert, Utah Jazz

Ben Simmons, Philadelphia 76ers

All-Defensive Team

First Team

Rudy Gobert, Utah Jazz

Anthony Davis, Los Angeles Lakers

Giannis Antetokounmpo, Milwaukee Bucks

Marcus Smart, Boston

Ben Simmons, Philadelphia 76ers

Second Team

Brook Lopez, Milwaukee Bucks

Bam Adebayo, Miami Heat

Patrick Beverley, Los Angeles Clippers

Eric Bledsoe, Milwaukee Bucks

Kawhi Leonard, Toronto Raptors

2019-20 Monthly Awards

Kia NBA Players of the Month

October/November:

Giannis Antetokounmpo, Milwaukee Bucks (Eastern)
Luka Dončić, Dallas Mavericks (Western)

December:

Giannis Antetokounmpo, Milwaukee Bucks (Eastern)
James Harden, Houston Rockets (Western)

January:

Giannis Antetokounmpo, Milwaukee Bucks (Eastern)
LeBron James, Los Angeles Lakers (Western)

February:

Jayson Tatum, Boston Celtics (Eastern)
LeBron James, Los Angeles Lakers (Western)

NBA Coaches of the Month

October/November:

Nick Nurse, Toronto Raptors (Eastern)
Frank Vogel, Los Angeles Lakers (Western)

December:

Mike Budenholzer, Milwaukee Bucks (Eastern)
Billy Donovan, Oklahoma City Thunder (Western)

January:

Nick Nurse, Toronto Raptors (Eastern)
Taylor Jenkins, Memphis Grizzlies (Western)

February:

Mike Budenholzer, Milwaukee Bucks (Eastern)
Mike D'Antoni, Houston Rockets (Western)

Kia NBA Rookies of the Month

October/November:

Kendrick Nunn, Miami Heat (Eastern)
Ja Morant, Memphis Grizzlies (Western)

December:

Kendrick Nunn, Miami Heat (Eastern)
Ja Morant, Memphis Grizzlies (Western)

January:

Kendrick Nunn, Miami Heat (Eastern)
Ja Morant, Memphis Grizzlies (Western)

February:

Coby White, Chicago Bulls (Eastern)
Zion Williamson, New Orleans Pelicans (Western)

NBA Cares Community Assist Award

October:

KEVIN LOVE, Cleveland Cavaliers

November:

Devin Booker, Phoenix Suns

December:

DeAndre Jordan, Brooklyn Nets

January:

Trae Young, Atlanta Hawks

A franchise-record four Cavaliers represented Cleveland at the 1989 NBA All-Star Game in Houston: Lenny Wilkens (Head Coach), Brad Daugherty, Larry Nance and Mark Price.

2019-20 Weekly Awards

Week 1: Oct. 21-27, 2019

Eastern Conference: Trae Young, Atlanta Hawks
Western Conference: Karl-Anthony Towns,
Minnesota Timberwolves

Week 2: Oct. 28-Nov. 3, 2019

Eastern Conference: Giannis Antetokounmpo,
Milwaukee Bucks
Western Conference: Anthony Davis, Los Angeles Lakers

Week 3: Nov. 4-10, 2019

Eastern Conference: Pascal Siakam, Toronto Raptors
Western Conference: James Harden, Houston Rockets

Week 4: Nov. 11-17, 2019

Eastern Conference: Nikola Vucevic, Orlando Magic
Western Conference: James Harden, Houston Rockets

Week 5: Nov. 18-24, 2019

Eastern Conference: Spencer Dinwiddie, Brooklyn Nets
Western Conference: Luka Dončić, Dallas Mavericks

Week 6: Nov. 25-Dec. 1, 2019

Eastern Conference: Giannis Antetokounmpo,
Milwaukee Bucks
Western Conference: Carmelo Anthony,
Portland Trail Blazers

Week 7: Dec. 2-8, 2019

Eastern Conference: Jimmy Butler, Miami Heat
Western Conference: Anthony Davis, Los Angeles Lakers

Week 8: Dec. 9-15, 2019

Eastern Conference: Bam Adebayo, Miami Heat
Western Conference: LeBron James, Los Angeles Lakers

Week 9: Dec. 16-22, 2019

Eastern Conference: Kyle Lowry, Toronto Raptors
Western Conference: Dennis Schröder, Oklahoma City
Thunder

Week 10: Dec. 23-29, 2019

Eastern Conference: Jaylen Brown, Boston Celtics
Western Conference: Brandon Ingram,
New Orleans Pelicans

Week 11: Dec. 30 – Jan. 5, 2020

Eastern Conference: Giannis Antetokounmpo,
Milwaukee Bucks
Western Conference: LeBron James, Los Angeles Lakers

Week 12: Jan. 6-12, 2020

Eastern Conference: Josh Richardson, Philadelphia 76ers
Western Conference: DeMar DeRozan, San Antonio Spurs

Week 13: Jan. 13-19, 2020

Eastern Conference: Ben Simmons, Philadelphia 76ers
Western Conference: Kawhi Leonard,
Los Angeles Clippers

Week 14: Jan. 20-26, 2020

Eastern Conference: Pascal Siakam, Toronto Raptors
Western Conference: Damian Lillard,
Portland Trail Blazers

Week 15: Jan. 27 – Feb. 2, 2020

Eastern Conference: Jaylen Brown, Boston Celtics
Western Conference: Damian Lillard, Portland Trail
Blazers

Week 16: Feb. 3-9, 2020

Eastern Conference: Jayson Tatum, Boston Celtics
Western Conference: Nikola Jokić, Denver Nuggets

Week 17: Feb. 10-16, 2020

No Players of the Week

Week 18: Feb. 17-23, 2020

No Players of the Week

Week 19: Feb. 24 – March 1, 2020

Eastern Conference: Giannis Antetokounmpo,
Milwaukee Bucks
Western Conference: Kristaps Porziņģis, Dallas Mavericks

Week 20: March 2-8, 2020

Eastern Conference: Norman Powell, Toronto Raptors
Western Conference: LeBron James, Los Angeles Lakers

Kevin Porter Jr. was one of just 10 rookies to register a 30-point game this past season and joined LeBron James and Ron Harper as the only rookies in Cavs history to record a game with 30+ points, 8+ rebounds and 3+ steals (Feb. 24 versus Miami).



2020-21 Season NBA Directories

NATIONAL BASKETBALL ASSOCIATION • NBA ENTERTAINMENT
WOMEN'S NATIONAL BASKETBALL ASSOCIATION • NBA G LEAGUE • NBA 2K LEAGUE

New York

Olympic Tower
645 Fifth Avenue
New York, NY 10022
Telephone: (212) 407-8000
Fax: (212) 832-3861

New Jersey

100 Plaza Drive
Secaucus, NJ 07094
Telephone: (201) 865-1500
Fax: (201) 974-5973

INTERNATIONAL OFFICES

AFRICA

9th Floor GreenPark Corner
3 Lower Road Morningside 2196
Johannesburg, South Africa
Telephone: +27-100-072-668

ASIA/PACIFIC

China—Beijing

19th Floor, Office Tower 2, China Central Place
No. 79 Jianguo Road, Chaoyang District
Beijing, China 100025
Telephone: +86-10-5200-8200
Fax: +86-10-5200-8202

China—Shanghai

Unit 2703-2708, 27F, Tower 2 Plaza
66 1266 Nanjing West Road,
Jing An District
Shanghai, China 200040
Telephone: +86-21-6137-2200
Fax: +86-21-6288-9920

Hong Kong

Room 3101, Lee Gardens One
33 Hysan Avenue
Causeway Bay, Hong Kong
Telephone: +852-2843-9600
Fax: +852-2536-4808

Philippines

Unit 1701, World Plaza Building
5th Avenue corner 30th Street
Bonifacio Global City
Taguig, 1634 Philippines
Jandric Lim, Communications
Telephone: +632-866-8205

Taiwan

Suite 1303, No. 88, Section 2
Chung Hsiao East Road
Taipei, Taiwan ROC 100
Telephone: +886-2-2397-8000
Fax: +886-2-2358-1098

CANADA

50 Bay Street, Suite 1402
Toronto, Ontario Canada M5J 3A5
Telephone: (416) 682-2000
Fax: (416) 364-0205

EUROPE & THE MIDDLE EAST

London

Endeavour House,
189 Shaftesbury Avenue
London, United Kingdom WC2H 8JR
Telephone: +44-20-7420-8900

Spain

Leganitos Street 6th Floor
28013 Madrid, Spain
Ignasi Castello, Communications
Telephone +34-912-153-573

INDIA

C-1804, ONE BKC
G Block, Bandra Kurla Complex,
Bandra East, Mumbai - 400051
Telephone: +91-22-6124-6100

LATIN AMERICA

Brazil

Av Borges de Medeiros, 633
Sala 301 – Leblon
Rio de Janeiro, RJ, Brazil 22430-041
Telephone: +55-21-3206-6400
Fax: +55-21-2586-6001

Mexico

Av. Prolongacion Paseo de la Reforma
No. 1236, Piso 6,
Planta Baja Desarrollo Santa Fe
Cuajimalpa De Morelos, Ciudad De Mexico 05348
Telephone: +52-55-9171-7700

2020-21 NBA G League Directory

Agua Caliente Clippers of Ontario

9680 Haven Ave. #120;
Rancho Cucamonga, CA 91730
Tel: (909) 406-9090
Arena: Citizens Business Bank Arena
Media Relations Contact: Cooper Dzierzanowski
(cdzierzanowski@clippers.com)
Website: www.aguacalientecippers.com
NBA Affiliation: LA Clippers

Austin Spurs

13581 Pond Springs Road, Suite 108,
Austin, TX 78729
Tel: (512) 236-8333;
Fax: (512) 236-8444
Arena: H-E-B Center at Cedar Park
Media Relations Contact: Amanda Janczak
(ajanczak@attcenter.com);
Perri Travillion (ptravillion@attcenter.com)
Website: www.austinspurs.com
NBA Affiliation: San Antonio

Canton Charge

1101 Market Avenue North;
Canton, OH 44702
Tel: (866) 444-1944;
Fax: (330) 489-1703
Arena: Canton Memorial Civic Center
Media Relations Contact: Sean Wyatt
(swyatt@cantoncharge.com);
Joanna Radv (jradv@cantoncharge.com)
Website: www.cantoncharge.com
NBA Affiliation: Cleveland

Capital City Go-Go

1100 Oak Drive SE;
Washington, DC 20032
Tel: (202) 318-5278
Arena: Entertainment & Sports Arena
in Congress Heights
Media Relations Contact: Matt Quinn
(mquinn@monumentalsports.com)
Website: www.CapitalCityGoGo.com
NBA Affiliation: Washington

Capitanes de la Ciudad de México

Paseo del Pedregal 610.
Jardines del Pedregal,
Ivoro Obregon 01900 CDMX Mexico
Tel: +52 55 5652 0028
Arena: Gimnasio Juan de la Barrera
Media Relations Contact: Adriana Barrón
(abarron@capitanes.mx)
Website: <http://capitanes.mx>

College Park Skyhawks

101 Marietta St. NW Suite 1100;
Atlanta, GA 30303
Tel: (404) 878-3800
Arena: Gateway Center Arena @ College Park
Media Relations Contact: Jelani Downing
(jelani.downing@hawks.com)
Website: www.cpskyhawks.com
NBA Affiliate: Atlanta

Delaware Blue Coats

401 Garasches Lane,
Wilmington, DE 19801
Tel: (302) 504-7587
Arena: 76ers Fieldhouse
Media Relations Contact: Matt Murphy
(mattmurphy@76ers.com);
Alex Yoh (alexayoh@76ers.com)
Website: www.sixers.com/bluecoats
NBA Affiliation: Philadelphia

Erie BayHawks

110 East 8th Street;
Erie, PA 16501
Tel: (814) 790-5600
Arena: Erie Insurance Arena
Media Relations Contact: Michael Somrak
(michael.somrak@nbaerie.com);
Matt Bresee (matt.bresee@nbaerie.com)
Website: www.nbaerie.com
NBA Affiliation: New Orleans

Fort Wayne Mad Ants

1910 St. Joe Center Rd, Suite 61;
Fort Wayne, IN 46825
Tel: (260) 469-4667
Arena: Allen County War Memorial Coliseum
Media Relations Contact: Dan Vance
(dvance@ftwaynemadants.com)
Website: www.ftwaynemadants.com
NBA Affiliation: Indiana

Grand Rapids Drive

62 Commerce Ave SW Suite 201,
Grand Rapids, MI, 49503
Tel: (844) 473-7483
Arena: DeltaPlex Arena
Media Relations Contact: Rob Johnson
(rjohnson@nbagrandsrapids.com)
Website: www.nbagrandsrapids.com
NBA Affiliation: Detroit

2020-21 NBA G League Directory

Greensboro Swarm

2411 B West Gate City Blvd.;
Greensboro, NC 27403
Tel: (336) 907-3600
Arena: Fieldhouse at the Greensboro Coliseum Complex
Media Relations Contact: Justin Trujillo
(jtrujillo@hornets.com)
Website: www.gsoswarm.com
NBA Affiliation: Charlotte

Iowa Wolves

730 3rd Street;
Des Moines, Iowa 50309
Tel: (515) 564-8550;
Fax: (515) 564-8551
Arena: Wells Fargo Arena
Media Relations Contact: Seth Nutting
(seth.nutting@iawolves.com)
Website: www.iawolves.com
NBA Affiliation: Minnesota

Lakeland Magic

701 West Lime Street;
Lakeland, FL 33815
Tel: (863) 825-3258;
Fax: (863) 825-3279
Arena: RP Funding Center
Media Relations Contact: Owen Fasolas
(ofasolas@lakelandmagic.com);
Hans Steinbrenner (hsteinbrenner@lakelandmagic.com)
Website: www.lakelandmagic.com
NBA Affiliation: Orlando

Long Island Nets

168 39th Street, 8th Floor;
Brooklyn, NY 11232
Tel: (718) 215-2299;
Fax: (718) 522-3544
Arena: Nassau Coliseum
Media Relations Contact: Megan Walsh
(mw Walsh@brooklynnets.com)
Website: www.longislandnets.com
NBA Affiliation: Brooklyn

Maine Red Claws

550 Forest Avenue;
Portland, ME 04012
Tel: (207) 210-6655;
Fax: (207) 210-6659
Arena: Portland Exposition Building
Media Relations Contact: Evans Boston
(eboston@maineredclaws.com)
Website: www.maineredclaws.com
NBA Affiliation: Boston

Memphis Hustle

191 Beale Street;
Memphis, TN 38103
Tel: (901) 205-1234;
Fax: (901) 205-1244
Arena: Landers Center
Media Relations Contact: Corey Moore
(CMoore@grizzlies.com)
Website: www.memphishustle.com
NBA Affiliation: Memphis

Northern Arizona Suns

3201 N. Main Street;
Prescott Valley, AZ 86314
Tel: (928) 772-7867
Arena: Findlay Toyota Center
Media Relations Contact: Bryce Marsee
Website: www.nazsuns.com
NBA Affiliation: Phoenix

Oklahoma City Blue

208 Thunder Drive;
Oklahoma City, OK 73102
Tel: (405) 208-4800;
Fax: (405) 429-7900
Arena: Cox Convention Center
Media Relations Contact: Laila Wani
(lwani@okcthunder.com);
Shelby Willingham
(swillingham@okcthunder.com)
Website: www.oklahomacityblue.com
NBA Affiliation: Oklahoma City

Raptors 905

5600 Rose Cherry Place;
Mississauga, ON L4Z4B6
Tel: (416) 815-5600
Fax: (416) 357-9205
Arena: Paramount Fine Foods Centre
Media Relations Contact: Stefano Toniutti
(Stefano.toniutti@mlse.com)
Website: www.raptors905.com
NBA Affiliation: Toronto

Rio Grande Valley Vipers

4900 S. I-69;
Edinburg, Texas, 78539
Tel: (956) 369-8959;
Fax: (956) 972-1150
Arena: Bert Ogden Arena
Media Relations Contact: Amairani Ramirez
(mediarelations@rgvipers.com)
Website: www.rgvipers.com
NBA Affiliation: Houston

2020-21 NBA G League Directory

Salt Lake City Stars

1420 S 500 W;
Salt Lake City, UT 84115
Tel: (801) 325-7827
Arena: Lifetime Activities Center – Bruin Arena
Media Relations Kraig Williams
(kraig.williams@slbees.com);
Olivia Hill (olivia.hill@utahjazz.com)
Website: www.slstars.com
NBA Affiliation: Utah

Santa Cruz Warriors

903 Pacific Avenue, Suite 101;
Santa Cruz, CA 95060
Tel: (831) 731-4400
Arena: Kaiser Permanente Arena
Media Relations Contact: Shannon Stabler
(sstabler@santacruzbasketball.com);
Alyssa Beaton (abeaton@santacruzbasketball.com)
Website: www.santacruzbasketball.com
NBA Affiliation: Golden State

Sioux Falls Skyforce

2131 South Minnesota Ave;
Sioux Falls, SD 57105
Tel: (605) 332-0605
Arena: Sanford Pentagon
Media Relations Contact: Matt Dykstra
(mdykstra@skyforceonline.com)
Website: www.skyforceonline.com
NBA Affiliation: Miami

South Bay Lakers

2275 E. Mariposa Ave.;
El Segundo, CA 90245
Tel: (310) 426-6000;
Fax: (310) 426-6031
Arena: Toyota Sports Center
Media Relations Contact: Noah Camarena
(ncamarena@sb-lakers.com)
Website: www.sblakers.com
NBA Affiliation: LA Lakers

Stockton Kings

400 E. Main, Suite 760,
95202: Stockton, CA
Tel: (888) 465-7209
Arena: Stockton Arena
Media Relations Contact: Rahsaan Gethers
(rgethers@kings.com);
Kari Ida (kida@kings.com)
Website: www.stocktonkings.com
NBA Affiliation: Sacramento

Texas Legends

2601 Avenue of the Stars, Suite 300;
Frisco, TX 75034
Tel: (214) 469-0822;
Fax: (214) 469-0823
Arena: Comerica Center
Media Relations Contact: Britney Wynn
(bwynn@texlegends.com)
Website: www.texlegends.com
NBA Affiliation: Dallas

Westchester Knicks

198 Central Ave.;
White Plains, NY 10606
Tel: (914) 559-6888
Arena: Westchester County Center
Media Relations Contact: Ajah Hawley-Alexander
(ajah.hawley-alexander@msgsports.com)
Website: www.westchesterknicks.com
NBA Affiliation: New York

Windy City Bulls

5333 Prairie Stone Parkway;
Hoffman Estates, IL 60192
Tel: (84) 396-7070
Arena: NOW Arena
Media Relations Contact: Brad Seymour
(bseymour@bulls.com)
Website: www.windycitybulls.com
NBA Affiliation: Chicago

Wisconsin Herd

549 High Avenue;
Oshkosh, WI 54901
Tel: (920) 233-4374;
Fax: (920) 744-0238
Arena: Menominee Nation Arena
Media Relations Contact: Eric Kohlbeck
(ekohlbeck@bucks.com)
Website: www.wisconsinherd.com
NBA Affiliation: Milwaukee

Canton Charge

1101 Market Avenue North
Canton, OH 44702
Phone – (330) 489-1701
Fax – (330) 489-1703



Team Directory

Dan Gilbert	Chairman	Jan Burke	Director, Ticket Sales & Service
Rocco Maragas	Director, Marketing Partnerships & Business Operations	Keith Dea	Manager, Ticket Operations
Sean Wyatt	Sr. Director, Communications	Paul Ketterer	Account Executive, Ticket Sales & Service
Joanna Radov	Manager, Community Relations	Austin Stephens	Account Executive, Ticket Sales & Service
		Eric Zeno	Account Executive, Ticket Sales & Service

Basketball Staff

Koby Altman	General Manager (Cleveland Cavaliers)	Brian Tibaldi	Assistant Coach
Mike Gansey	Assistant General Manager (Cleveland Cavaliers)	Kendall Chones	Assistant Coach
Brendon Yu	Director of G League Operations	Tyler Neal	Assistant Coach
Nate Reinking	Head Coach	Austin Peterson	Assistant Coach/ General Manager & Head Coach, Cavs Legion

Media Covering the Club

Newspaper

Canton Repository

500 Market Avenue, Canton, OH 44702
Sports Editor Chris Beaven,
(330) 730-4724
chris.beaven@cantonrep.com
Beat Reporter Josh Weir,
(330) 417-1536
josh.weir@cantonrep.com

Akron Beacon Journal

44 East Exchange St., Akron, OH 44309
Sports Editor Scot Fagerstrom,
(330) 996-3828
sfagerstrom@thebeaconjournal.com

Radio

WHBC 1480 AM

550 Market Avenue S., Canton, OH 44711
Sports Director Brian Novak
bnovak@whbc.com

WAKR 1590 AM

1795 West Market St, Akron, OH 44313
Sports Director Aaron Coleman
acoleman@rcrg.net

Television

WKYC-TV3, NBC

1333 Lakeside Ave., Cleveland, OH 44114
Sports Director Matt Florjancic
(216) 344-7417
mflorjanci@wkyc.com

WJW-TV, FOX 8

5800 S. Marginal Road, Cleveland, OH 44103
Sports Director John Telich
(216) 432-4248
john.telich@fox8.com,

WEWS-TV, ABC 5

3001 Euclid Ave., Cleveland, OH
Sports Director Derek Forrest
(216) 431-3748
derek.forrest@weews.com

WUAB/MNTV 43/WOIO, CBS 19

1717 E. 12th St., Cleveland, OH 44114
Sports Director Tony Zarrella
(216) 367-7326
tzarrella@woio.com.

2019-20 NBA G League Award Winners

Most Valuable Player

Frank Mason III,
Wisconsin Herd

Dennis Johnson Coach of the Year

Martin Schiller,
Salt Lake City Stars

Defensive Player of the Year

Christ Koumadje,
Delaware Blue Coats

Rookie of the Year

Tremont Waters,
Maine Red Claws

Jason Collier Sportsmanship Award

Ivan Rabb,
Westchester Knicks

Most Improved Player

Gabe Vincent,
Sioux Falls Skyforce

Executive of the Year

Bart Taylor,
Salt Lake City Stars

2019-20 All-NBA G League Teams

FIRST TEAM

Jaylen Adams – Wisconsin Herd
Jarrell Brantley – Salt Lake City Stars
Devontae Cacok – South Bay Lakers
Frank Mason III – Wisconsin Herd
Jarrod Uthoff – Memphis Hustle

SECOND TEAM

Donta Hall – Grand Rapids Drive
BJ Johnson – Lakeland Magic
Josh Magette – Lakeland Magic
Johnathan Motley – Agua Caliente Clippers
Tremont Waters – Maine Red Claws

THIRD TEAM

Justin Anderson – Long Island Nets
Dusty Hannahs – Memphis Hustle
Jemerrio Jones – Wisconsin Herd
Vic Law – Lakeland Magic
Marial Shayok – Delaware Blue Coats

2019-20 ALL-NBA G LEAGUE ALL-ROOKIE TEAM

Jarrell Brantley – Salt Lake City Stars
Devontae Cacok – South Bay Lakers
Donta Hall – Grand Rapids Drive
Marial Shayok – Delaware Blue Coats
Tremont Waters – Maine Red Claws

2019-20 ALL-NBA G LEAGUE ALL-DEFENSIVE TEAM

Tacko Fall – Maine Red Claws
Trae-Deon Hollins – Grand Rapids Drive
Christ Koumadje – Delaware Blue Coats
Sir'Dominic Pointer – Canton Charge
Kenny Wooten – Westchester Knicks



All-Time Records

Geoff Huston dished out double-digit assists in a franchise record nine consecutive games from Jan. 27, 1982 to Feb. 13, 1982.

Cavaliers Individual One Game Records

Most Points	Player	Opponent	Date
Game ...57	LeBron James	@ Washington	Nov. 3, 2017
57	Kyrie Irving	@ San Antonio (OT)	March 12, 2015
56	LeBron James	@ Toronto	March 20, 2005
Half.35	LeBron James	vs. New York (1st H)	Feb. 6, 2010
35	Kyrie Irving	@ New Orleans (2nd H)	Jan. 23, 2017
35	LeBron James	@ Philadelphia (2nd H)	April 6, 2018
Quarter. .34	Kevin Love	vs. Portland (1st Q)	Nov. 23, 2016
24	LeBron James	@ Toronto (4th Q)	Jan. 6, 2008
24	LeBron James	@ Chicago (1st Q)	Apr. 11, 2008
24	LeBron James	@ Milwaukee (3rd Q)	Feb. 20, 2009

Most Minutes	Player	Opponent	Date
Game ...59	Mike Mitchell	vs. L.A. Lakers	Jan. 29, 1980

Field Goals Made	Player	Opponent	Date
Game ...23	LeBron James	@ Washington	Nov. 3, 2017
20	Walt Wesley	vs. Cincinnati	Feb. 19, 1971
20	Mike Mitchell	@ Houston	Feb. 8, 1980
20	Kyrie Irving	@ San Antonio	March 12, 2015
Half.14	Mike Mitchell	@ Houston (2nd H)	Feb. 8, 1980
14	LeBron James	@ Washington (2nd H)	Nov. 3, 2017
Quarter. .11	Kevin Love	vs. Portland (1st Q)	Nov. 23, 2016

Field Goals Attempted	Player	Opponent	Date
Game ...36	Mike Mitchell	@ Houston	Feb. 8, 1980
36	Mike Mitchell	@ New Jersey	Feb. 18, 1981
36	LeBron James	@ Toronto	March 20, 2005
36	Kyrie Irving	vs. Portland	Jan. 28, 2015
Half.23	Mike Mitchell	@ Houston (2nd H)	Feb. 8, 1980

3-PT. Field Goals Made	Player	Opponent	Date
Game ...11	Kyrie Irving	vs. Portland	Jan. 28, 2015
10	C.J. Miles	vs. Philadelphia	Jan. 7, 2014
Half.8	C.J. Miles	vs. Philadelphia (1st H)	Jan. 7, 2014
8	Kevin Love	vs. Portland (1st H)	Nov. 23, 2016
7	J.R. Smith	@ Milwaukee (1st H)	April 5, 2016
Quarter. .8	Kevin Love	vs. Portland (1st Q)	Nov. 23, 2016

3-PT. Field Goals Attempted	Player	Opponent	Date
Game ...19	Kyrie Irving	vs. Portland	Jan. 28, 2015
Half.11	Kyrie Irving	vs. Portland (2nd H)	Jan. 28, 2015
11	Kevin Love	vs. Portland (1st H)	Nov. 23, 2016

Free Throws Made	Player	Opponent	Date
Game ...24	LeBron James	@ Miami	Mar. 12, 2006
Half.16	LeBron James	@ Miami (2nd H)	Mar. 12, 2006
Quarter. .13	Shawn Kemp	vs. New York (1st Q)	Nov. 6, 1999

Free Throws Attempted	Player	Opponent	Date
Game ...28	LeBron James	@ Miami	Mar. 12, 2006
Half.19	LeBron James	vs. Boston (2nd H)	Nov. 11, 2006

Most Free Throws Made Without a Miss	Player	Opponent	Date
Game ...18	Mark Price	vs. Charlotte	April 9, 1989

Most Free Throws Made Without a Miss	Player	Opponent	Date
Game ...18	Mark Price	vs. Charlotte	April 9, 1989

Rebounds - Total	Player	Opponent	Date
Game ...25	Rick Roberson	@ Houston	March 4, 1972
25	Anderson Varejao	vs. Orlando (OT)	Jan. 2, 2014
Half.16	Elmore Smith	vs. Washington (1st H)	Feb. 2, 1978
16	Zydrunas Ilgauskas	@ Utah (1st H)	Jan. 12, 1998
16	Anderson Varejao	vs. Orlando (2nd H)	Jan. 2, 2014
16	Anderson Varejao	vs. Dallas (2nd H)	Jan. 20, 2014
16	Kevin Love	vs. Chicago (1st H)	Jan. 30, 2019

Rebounds - Offensive	Player	Opponent	Date
Game ...12	Michael Cage	@ Atlanta	April 16, 1996
12	Zydrunas Ilgauskas	vs. Atlanta	Feb. 16, 2005
12	Zydrunas Ilgauskas	vs. Philadelphia	Nov. 25, 2006
12	Anderson Varejao	vs. Washington	Oct. 30, 2012
12	Tristan Thompson	@ Chicago	Oct. 31, 2014
Half.10	Michael Cage	@ Atlanta (1st H)	April 16, 1996
10	Zydrunas Ilgauskas	vs. Philadelphia (1st H)	Nov. 25, 2006
Quarter. .8	Chris Mills	@ Milwaukee (4th Q)	April 16, 1994

Rebounds - Defensive	Player	Opponent	Date
Game ...21	Elmore Smith	vs. Washington	Feb. 2, 1978
21	Cliff Robinson	@ Washington	Jan. 20, 1983
Half.15	Elmore Smith	vs. Washington (1st H)	Feb. 2, 1978
15	Kevin Love	vs. Chicago (1st H)	Jan. 30, 2019

Assists	Player	Opponent	Date
Game ...27	Geoff Huston	vs. Golden State	Jan. 27, 1982
Half.15	Geoff Huston	vs. Golden State (2nd H)	Jan. 27, 1982
Quarter. .10	Mark Price	@ Atlanta (1st Q)	Nov. 13, 1990
10	Mark Price	vs. San Antonio (1st Q)	March 23, 1993

Steals	Player	Opponent	Date
Game ...10	Ron Harper	vs. Philadelphia	March 10, 1987
Half.6	Foote Walker	@ New York (2nd H)	Oct. 25, 1977
6	Ron Harper	@ Philadelphia (2nd H)	Dec. 17, 1986
6	Craig Ehlo	vs. Denver (2nd H)	Dec. 4, 1990
6	Brevin Knight	vs. Philadelphia (2nd H)	Jan. 24, 1998
6	Wesley Person	@ Detroit (2nd H)	April 1, 1998
6	Andre Miller	vs. Philadelphia (2nd H)	Dec. 15, 2001

Blocked Shots	Player	Opponent	Date
Game ...11	Larry Nance	vs. New York	Jan. 7, 1989
Half.7	Larry Nance	vs. New York (2nd H)	Jan. 7, 1989
7	Larry Nance	vs. Charlotte (2nd H)	Dec. 21, 1991
7	Larry Nance	@ Boston (2nd H)	Jan. 3, 1992
7	Larry Nance	@ New Jersey (1st H)	April 10, 1992
7	Larry Nance	@ Philadelphia (1st H)	March 26, 1993
Quarter. .7	Larry Nance	vs. Charlotte (3rd Q)	Dec. 21, 1991

Turnovers	Player	Opponent	Date
Game ...11	Ron Harper	@ Chicago	Feb. 22, 1987
11	Zydrunas Ilgauskas	vs. Denver	Dec. 14, 2002
11	LeBron James	vs. Indiana	Jan. 26, 2018
Half.9	LeBron James	@ New Orleans (2nd H)	March 28, 2005

Most Consecutive Shots Made	Player	Opponent	Date
Game ...15	Phil Hubbard	vs. L.A. Lakers	Dec. 4, 1984

Most Points Scored Between Misses	Player	Opponent	Date
Game ...37	Phil Hubbard	vs. L.A. Lakers	Dec. 4, 1984

Opponents Individual One Game Records

Most Points		Player	Opponent	Date
Game . . .	69	Michael Jordan	vs. Chicago (OT)	March 28, 1990
	55	James Harden	vs. Houston (Reg)	Dec. 11, 2019
	54	Michael Jordan	@ Chicago (Reg)	Nov. 3, 1989
	54	Allen Iverson	vs. Philadelphia (Reg)	Jan. 6, 2001
Half. . . .	39	Allen Iverson	vs. Philadelphia (2nd H)	April 12, 1997
Quarter . .	30	Vernon Maxwell	@ Houston (4th Q)	Jan. 26, 1991
Field Goals Made				
Game . . .	23	Kareem Abdul-Jabbar	vs. Milwaukee	Feb. 9, 1972
	23	Michael Jordan	vs. Chicago (OT)	March 28, 1990
Half. . . .	14	Bob McAdoo	vs. Buffalo (2nd H)	Nov. 20, 1975
Field Goals Attempted				
Game . . .	37	Michael Jordan	vs. Chicago (OT)	March 28, 1990
Half. . . .	23	Terry Rozier	vs. Charlotte (2nd H)	Dec. 18, 2019
3-Pt. Field Goals Made				
Game . . .	10	James Harden	vs. Houston	Dec. 11, 2019
	9	Robert Horry	vs. Houston	Feb. 22, 1996
	9	Stephen Curry	vs. Golden State	Dec. 5, 2018
	9	Stephen Curry	@ Golden State	April 5, 2019
Half. . . .	8	Tracy McGrady	vs. Orlando (1st H)	Jan. 26, 2004
3-Pt. Field Goals Attempted				
Game . . .	18	James Harden	vs. Houston	Dec. 11, 2019
	17	Ray Allen	vs. Milwaukee (2 OT)	Dec. 9, 2002
Half. . . .	11	Mookie Blaylock	@ Atlanta (2nd H)	March 1, 1996
	11	James Harden	@ Houston (1st H)	Jan. 11, 2019
Free Throws Made				
Game . . .	23	Kobe Bryant	vs. L.A. Lakers	Jan. 30, 2001
	23	Dwyane Wade	@ Miami	Feb. 1, 2007
Half. . . .	16	Kobe Bryant	vs. L.A. Lakers (2nd H)	Jan. 30, 2001
	16	Dwyane Wade	@ Miami (2nd H)	Feb. 1, 2007
Free Throws Attempted				
Game . . .	26	Kobe Bryant	vs. L.A. Lakers	Jan. 30, 2001
Half. . . .	19	Kobe Bryant	vs. L.A. Lakers (2nd H)	Jan. 30, 2001
Assists				Date
Game . . .	22	Magic Johnson	@ L.A. Lakers	Nov. 17, 1983
	22	John Stockton	@ Utah (OT)	Dec. 11, 1989
Half. . . .	16	Magic Johnson	@ L.A. Lakers (2nd H)	Nov. 17, 1983
Rebounds - Total				
Game . . .	35	Charles Oakley	@ Chicago	April 22, 1988
Half. . . .	21	Charles Oakley	@ Chicago (2nd H)	April 22, 1988
Rebounds - Offensive				
Game . . .	16	Charles Oakley	@ Chicago	April 22, 1988
	16	Andray Blatche	@ Washington	April 1, 2011
Half. . . .	11	Andray Blatche	@ Washington (1st H)	April 1, 2011
Rebounds - Defensive				
Game . . .	21	Swen Nater	@ Buffalo	March 10, 1978
Half. . . .	14	Swen Nater	@ Buffalo (1st H)	March 10, 1978
Steals				
Game . . .	8	Larry Steele	@ Portland	Feb. 16, 1974
	8	Don Buse	@ Indiana	Dec. 3, 1976
	8	Mike Bratz	@ Phoenix	Feb. 11, 1979
	8	Rick Barry	vs. Houston	April 1, 1979
	8	Michael Jordan	@ Chicago	Feb. 22, 1987
	8	Hakeem Olajuwon	vs. Houston	Nov. 19, 1987
	8	Speedy Claxton	@ Atlanta	Dec. 27, 2006
	8	Tony Allen	@ Memphis	April 23, 2012
Half. . . .	7	Mike Bratz	@ Phoenix (2nd H)	Feb. 11, 1979
Blocked Shots				
Game . . .	12	Manute Bol	@ Washington	Feb. 5, 1987
Half. . . .	8	Tree Rollins	@ Atlanta (1st H)	March 29, 1983
	8	Manute Bol	@ Washington (2nd H)	Feb. 5, 1987
Turnovers				
Game . . .	12	Dwyane Wade	@ Miami	Feb. 1, 2007
Half. . . .	7	Magic Johnson	@ L.A. Lakers (2nd H)	Nov. 11, 1979
	7	Dwyane Wade	@ Miami (1st H)	Feb. 1, 2007
	7	Devin Booker	vs. Phoenix (2nd H)	Feb. 21, 2019

Rocket Mortgage FieldHouse

Individual One Game Records

Most Points	Player	Team	Date
Game . . .55	Kyrie Irving	Cleveland vs. Portland	Jan. 28, 2015
55	James Harden	Houston vs. Cleveland	Dec. 11, 2019
Half. . . .39	Allen Iverson	Philadelphia @ Cle. (2nd H)	April 12, 1997
Quarter. .34	Kevin Love	Cleveland vs. Por. (1st Q)	Nov. 23, 2016
Field Goals Made			
Game . . .20	Allen Iverson	Philadelphia @ Cleveland	Jan. 6, 2001
20	James Harden	Houston vs. Cleveland	Dec. 11, 2019
Half. . . .13	Allen Iverson	Philadelphia @ Cle. (2nd H)	April 12, 1997
13	Kurt Thomas	New York @ Cle. (2nd H)	March 17, 2002
13	LeBron James	New York @ Cleveland (1st H)	Feb. 6, 2010
Quarter. .11	Kevin Love	Cleveland vs. Por. (1st Q)	Nov. 23, 2016
Field Goals Attempted			
Game . . .36	Kyrie Irving	Cleveland vs. Portland	Jan. 28, 2015
36	Dwyane Wade	Miami @ Cleveland	April 1, 2006
Half. . . .20	Kyrie Irving	Cleveland vs. Portland	Jan. 28, 2015
20	LeBron James	Cleveland vs. Phoenix (2nd H)	Jan. 29, 2006
20	Dwyane Wade	Miami @ Cleveland (2nd H)	April 1, 2006
Quarter. .15	Dwyane Wade	Miami @ Cleveland (4th Q)	April 1, 2006
3-PT. Field Goals Made			
Game . . .11	Kyrie Irving	Cleveland vs. Portland	Jan. 28, 2015
Half. . . .8	Tracy McGrady	Orlando vs. Cle. (1st H)	Jan. 26, 2004
8	C.J. Miles	Cle. vs. Philadelphia (1st H)	Jan. 7, 2014
8	Kevin Love	Cleveland vs. Por. (1st H)	Nov. 23, 2016
Quarter. .8	Kevin Love	Cleveland vs. Por. (1st Q)	Nov. 23, 2016
3-PT. Field Goals Attempted			
Game . . .19	Kyrie Irving	Cleveland vs. Portland	Jan. 28, 2015
Half. . . .14	Terry Rozier	Charlotte vs. Cleveland (2nd H)	Dec. 18, 2019
Quarter. .10	Kevin Love	Cleveland vs. Por. (1st Q)	Nov. 23, 2016
Free Throws Made			
Game . . .23	Kobe Bryant	L.A. Lakers @ Cleveland	Jan. 30, 2001
Half. . . .16	Kobe Bryant	L.A. Lakers @ Cle. (2nd H)	Jan. 30, 2001
Quarter. .13	Shawn Kemp	Cleveland vs. N.Y. (1st Q)	Nov. 6, 1999
Free Throws Attempted			
Game . . .26	Kobe Bryant	L.A. Lakers @ Cleveland	Jan. 30, 2001
Half. . . .19	Kobe Bryant	L.A. Lakers @ Cle. (2nd H)	Jan. 30, 2001
19	LeBron James	Cleveland vs. Bos. (2nd H)	Nov. 11, 2006
Quarter. .14	Shawn Kemp	Cleveland vs. N.Y. (1st Q)	Nov. 6, 1999
14	Andre Drummond	Detroit @ Cleveland (4th Q)	April 10, 2013
Rebounds - Total			
Game . . .25	Anderson Varejao	Cleveland vs. Orlando (OT)	Jan. 2, 2014
23	Kris Humphries	New Jersey @ Cleveland	March 23, 2011
23	Anderson Varejao	Cleveland vs. Washington	Oct. 30, 2012
Half. . . .16	Anderson Varejao	Cleveland vs. Dallas (2nd H)	Jan. 20, 2014
16	Anderson Varejao	Cleveland vs. Orl. (2nd H)	Jan. 2, 2014
16	Kevin Love	Cleveland vs. Chicago (1st H)	Oct. 30, 2019
Quarter. .12	Charles Hayes	Houston @ Cleveland (1st Q)	Feb. 23, 2011
12	Anderson Varejao	Cleveland vs. Wash. (3rd Q)	Oct. 30, 2012
Rebounds - Offensive			
Game . . .13	Charles Hayes	Houston @ Cleveland	Feb. 23, 2011
Half. . . .10	Zydrunas Ilgauskas	Cleveland vs. Phil. (1st H)	Nov. 25, 2006
Quarter. .9	Charles Hayes	Houston @ Cle. (1st Q)	Feb. 23, 2011
Rebounds - Defensive			
Game . . .19	Drew Gooden	Cleveland vs. Phoenix	Nov. 10, 2004
18	Kevin Love	Cleveland vs. Charlotte	Dec. 15, 2014
Half. . . .15	Kevin Love	Cleveland vs. Chicago (1st H)	Oct. 30, 2019
Quarter. .9	Tyrone Hill	Cleveland vs. L.A. L. (1st Q)	Nov. 5, 2002
9	LeBron James	Cleveland vs. N.Y. (3rd Q)	April 14, 2005
9	Kevin Love	Cleveland vs. Chicago (1st Q)	Oct. 30, 2019
Assists			
Game . . .22	Andre Miller	Cleveland vs. Philadelphia	Dec. 15, 2001
Half. . . .12	Andre Miller	Cleveland vs. Phil. (2nd H)	Dec. 15, 2001
12	LeBron James	Cle. vs. Portland (1st H)	Nov. 23, 2016
Quarter. .9	Andre Miller	Cleveland vs. Chi. (1st Q)	Dec. 18, 2001
Steals			
Game . . .9	Andre Miller	Cleveland vs. Philadelphia	Dec. 15, 2001
Half. . . .6	Brevin Knight	Cleveland vs. Phil. (2nd H)	Jan. 24, 1998
6	Andre Miller	Cleveland vs. Phil. (2nd H)	Dec. 15, 2001
Quarter. .5	Brevin Knight	Cleveland vs. Phil. (3rd Q)	Jan. 24, 1998
5	Bob Sura	Cleveland vs. Wash. (3rd Q)	Feb. 1, 2000
5	Andre Miller	Cleveland vs. Phil. (4th Q)	Dec. 15, 2001
5	Aaron McKie	Philadelphia @ Cle. (3rd Q)	Nov. 29, 2002
Blocked Shots			
Game . . .10	Dikembe Mutombo	Denver @ Cleveland	April 2, 1995
Half. . . .6	Hakeem Olajuwon	Houston @ Cleveland (1st H)	Nov. 8, 1994
6	Dikembe Mutombo	Denver @ Cleveland (2nd H)	April 2, 1995
6	Shawn Bradley	New Jersey @ Cle. (1st H)	Feb. 24, 1996
6	Theo Ratliff	Philadelphia @ Cle. (1st H)	Dec. 2, 2000
Quarter. .4	on 15 occasions		

Cavaliers Team Records

Most Points	Opponent	Date
Game 154	vs. L.A. Lakers (4 OT)	Jan. 29, 1980
148	vs. Miami (Reg)	Dec. 17, 1991
Half 83	@ Indiana (2nd H)	Jan. 15, 1993
Quarter 46	vs. Detroit (1st Q)	Oct. 16, 1979
46	vs. Washington (3rd Q)	Nov. 10, 1992
46	vs. L.A. Clippers (1st Q)	Jan. 31, 2010
46	vs. Portland (1st Q)	Nov. 23, 2016
Overtime 22	@ Golden State	Nov. 10, 1982
Road Game 140	@ Washington	Feb. 6, 2017

Field Goals Made		
Game 65	vs. L.A. Lakers (4 OT)	Jan. 29, 1980
61	vs. Detroit (Reg)	Oct. 16, 1979
Half 36	vs. Detroit (1st H)	Oct. 16, 1979

Field Goals Attempted		
Game 142	vs. L.A. Lakers (4 OT)	Jan. 29, 1980
123	vs. Boston (Reg)	Nov. 21, 1971
123	vs. Philadelphia (Reg)	March 15, 1977
Half 63	vs. Milwaukee (2nd H)	Jan. 24, 1976
63	vs. Detroit (1st H)	Dec. 25, 1979

Field Goal Percentage		
Game 68.5	vs. New Jersey	April 10, 1988

3-Pt. Field Goals Made		
Game 25	@ Atlanta	March 3, 2017
Half 16	vs. Portland (1st H)	Nov. 23, 2016
13	vs. L.A. Clippers (1st H)	Jan. 31, 2010
13	vs. Atlanta (1st H)	Nov. 15, 2014
Quarter 11	vs. L.A. Clippers (1st Q)	Jan. 31, 2010

3-Pt. Field Goals Attempted		
Game 48	vs. Dallas	Nov. 3, 2019
Half 28	@ New York (2nd H)	Nov. 13, 2017

Most 3-Pt. Field Goals Made Without a Miss		
Game 6	@ Utah	Jan. 24, 1985
Half 9	vs. Detroit (2nd H)	Nov. 21, 2001
Quarter 9	vs. Atlanta	Nov. 15, 2014

Most 3-Pt. Field Goals Made To Start a Game Without a Miss		
11	vs. Atlanta	Nov. 15, 2014

Free Throws Made		
Game 51	@ Atlanta	April 6, 1987
Half 32	@ Atlanta (2nd H)	April 6, 1987

Free Throws Attempted		Date
Game 59	@ Atlanta	April 6, 1987
Half 39	vs. Washington (2nd H)	Feb. 1, 2000

Most Free Throws Made Without a Miss		
Game 22	@ Chicago	Dec. 17, 1987

Rebounds - Total	Opponent	
Game 69	vs. Philadelphia (@ Pitt. - 2 OT)	Jan. 12, 1973
68	vs. Golden State	Jan. 23, 1989
Half 41	vs. Atlanta (2nd H)	March 22, 1992

Rebounds - Offensive		
Game 29	vs. L.A. Lakers (4 OT)	Jan. 29, 1980
28	vs. Philadelphia (Reg)	March 17, 1974
28	@ New York (Reg)	Jan. 1, 1977
28	vs. Detroit (Reg)	Dec. 25, 1979
Half 19	@ New York (2nd H)	Jan. 1, 1977
Quarter 16	@ Milwaukee (4th Q)	April 16, 1994

Rebounds - Defensive		
Game 52	@ Indiana	Jan. 29, 2010
Half 29	@ Indiana	Jan. 29, 2010

Assists		
Game 45	vs. Denver	March 8, 1993
Half 26	vs. Detroit (1st H)	April 9, 2014
25	vs. New Jersey (1st H)	Feb. 22, 1989
25	vs. Charlotte (2nd H)	April 9, 1992

Personal Fouls		
Game 43	vs. Atlanta	Dec. 11, 1999
Half 28	vs. Detroit (2nd H)	April 18, 1982

Steals		
Game 20	vs. L.A. Clippers	Feb. 5, 1990
Half 13	@ Portland (2nd H)	March 4, 1975
13	vs. New Jersey (1st H)	Feb. 13, 1986
13	vs. Atlanta (2nd H)	April 4, 1989
13	vs. L.A. Clippers (2nd H)	Feb. 5, 1990

Blocked Shots		
Game 21	vs. New York	Jan. 7, 1989
Half 13	vs. New York (2nd H)	Jan. 7, 1989

Turnovers		
Game 32	vs. Boston	Nov. 29, 1997
Half 23	@ Seattle (2nd H)	Jan. 16, 2005

Fast Break Points		
Game 40	@ Philadelphia	Nov. 5, 2016

Bench Points		
Game 86	vs. Miami	Dec. 17, 1991

Opponents Team Records

Most Points	Opponent	Date
Game . . . 153	vs. L.A. Lakers (4 OT)	Jan. 29, 1980
148	vs. Philadelphia (Reg)	Jan. 2, 1972
148	vs. Oklahoma City (Reg)	Jan. 20, 2018
Half 82	@ Miami (1st H)	Feb. 22, 2020
81	@ New Orleans (2nd H)	Jan. 9, 2019
81	@ L.A. Lakers (2nd H)	Jan. 13, 2020
Quarter . . . 53	vs. Milwaukee (4th Q)	Nov. 12, 1991

Field Goals Made		
Game 65	@ L.A. Lakers	Nov. 11, 1979
Half 35	@ Chicago (2nd H)	March 28, 1992

Field Goals Attempted		
Game 122	vs. L.A. Lakers (4 OT)	Jan. 29, 1980
118	@ Detroit (Reg)	Oct. 30, 1984
Half 65	@ Detroit (1st H)	Oct. 30, 1984

Field Goal Percentage		
Game 67.5	@ New Orleans	March 24, 1979

3-Pt. Field Goals Made		
Game 22	vs. Atlanta	Oct. 21, 2018
Half 14	@ Houston (1st H)	Jan. 11, 2019

3-Pt. Field Goals Attempted		
Game 52	@ Houston	Jan. 11, 2019
Half 29	vs. Houston (2nd H)	Feb. 3, 2018

Free Throws Made		
Game 46	@ San Diego	Oct. 22, 1970
46	vs. Atlanta	Feb. 5, 1998
Half 31	vs. Boston (2nd H)	Oct. 13, 1979

Free Throws Attempted		
Game 57	@ Atlanta	Jan. 10, 1987
Half 38	vs. Boston (2nd H)	Oct. 13, 1979

Rebounds - Total	Opponent	Date
Game 80	@ San Francisco	Nov. 10, 1970
Half 45	@ San Francisco	Nov. 10, 1970

Rebounds - Offensive		
Game 31	@ Atlanta	Jan. 7, 1975
31	@ New Jersey	Nov. 14, 1989
Half 20	@ Atlanta (2nd H)	Feb. 4, 1975
20	@ Seattle (1st H)	Nov. 17, 1976
20	@ New Jersey (2nd H)	Nov. 14, 1989

Rebounds - Defensive		
Game 56	@ Portland (4 OT)	Oct. 18, 1974
53	@ Portland (Reg)	Nov. 19, 1977
Half 29	@ Portland (1st H)	Nov. 19, 1977

Assists		
Game 48	vs. Detroit	March 28, 1973
Half 25	@ New York (2nd H)	Nov. 24, 1979
25	@ L.A. Lakers (1st H)	March 9, 1985
25	@ Phoenix (1st H)	Jan. 11, 2007
25	@ Philadelphia (1st H)	Dec. 7, 2019

Personal Fouls		
Game 41	vs. New York	Nov. 25, 1987
Half 25	vs. Utah (2nd H)	Nov. 10, 2015

Steals		
Game 21	@ Houston	Nov. 16, 1986
Half 13	@ New Jersey (2nd H)	Nov. 22, 2002

Blocked Shots		
Game 17	@ Washington	Feb. 5, 1987
Half 13	@ San Antonio (2nd H)	Dec. 4, 1980
13	vs. Chicago (2nd H)	Jan. 20, 2012

Turnovers		
Game 37	@ Phoenix	Nov. 9, 1979
Half 23	vs. L.A. Lakers (1st H)	Jan. 29, 1980

Rocket Mortgage FieldHouse Team Records

Most Points	Opponent	Date
Game . . . 148	Oklahoma City @ Cleveland (Reg)	Jan. 20, 2018
148	Brooklyn @ Cleveland (3 OT)	Feb. 13, 2019
Half 81	Cleveland vs. Portland (1st H)	Nov. 23, 2016
76	Cleveland vs. Atlanta (1st H)	Dec. 11, 1999
76	Washington @ Cleveland (2nd H)	Jan. 24, 2005
Quarter . . . 46	Cleveland vs. L.A. Clippers (1st Q)	Jan. 31, 2010
46	Cleveland vs. Portland (1st Q)	Nov. 23, 2016

Field Goals Made		
Game. 58	Oklahoma City @ Cleveland (Reg)	Jan. 20, 2018
54	Minnesota @ Cleveland (OT)	Feb. 7, 2018
53	Cleveland vs. Detroit (Reg)	April 9, 2014
Half 32	Toronto @ Cleveland (1st H)	March 21, 2018
30	Cleveland vs. Chicago (1st H)	April 6, 2002
30	Cleveland vs. Detroit (1st H)	April 9, 2014
30	Oklahoma City @ Cleveland (2nd H)	Jan. 20, 2018

Field Goals Attempted		
Game. 120	Cleveland vs. Brooklyn (3 OT)	Feb. 13, 2019
113	Brooklyn @ Cleveland (3OT)	Feb. 13, 2019
109	Cleveland vs. Memphis (2 OT)	Nov. 29, 2003
103	Cleveland vs. Seattle (Reg)	Nov. 11, 1999
Half 56	Cleveland vs. Seattle (1st H)	Nov. 11, 1999
56	Cleveland vs. Chicago (1st H)	April 6, 2002
56	Cleveland vs. L.A. Clippers (1st H)	Feb. 9, 2020

3-Pt. Field Goals Made		
Game. 22	Atlanta @ Cleveland (Reg)	Oct. 21, 2018
22	Charlotte @ Cleveland (Reg)	April 9, 2019
21	Cleveland vs. Minnesota (OT)	Feb. 7, 2018
Half 16	Cleveland vs. Portland (1st H)	Nov. 23, 2016
13	Cleveland vs. L.A. Clippers (1st H)	Jan. 31, 2010
13	Cleveland vs. Atlanta (1st H)	Nov. 15, 2014
13	Cleveland vs. Atlanta (1st H)	Dec. 12, 2017
13	Utah @ Cleveland (2nd H)	March 2, 2020
Quarter . . . 11	Cleveland vs. L.A. Clippers (1st Q)	Jan. 31, 2010

3-Pt. Field Goals Attempted		
Game. 51	Houston @ Cleveland (Reg)	Feb. 3, 2018
Half 29	Houston @ Cleveland (2nd H)	Feb. 3, 2018

Free Throws Made		
Game. 46	Atlanta @ Cleveland (Reg)	Feb. 5, 1998
Half 30	Atlanta @ Cleveland (2nd H)	Feb. 5, 1998

Free Throws Attempted		
Game. 55	Atlanta @ Cleveland (Reg)	Dec. 11, 1999
Half 39	Cleveland vs. Washington (2nd H)	Feb. 1, 2000

Rebounds - Total	Opponent	Date
Game. 65	Cleveland vs. New York (OT)	April 12, 2003
64	Cleveland vs. Dallas (Reg)	April 3, 2005
Half 37	Cleveland vs. Utah (2nd H)	March 17, 2007
37	Cleveland vs. Brooklyn (1st H)	Oct. 24, 2018

Rebounds - Offensive		
Game. 27	Cleveland vs. L.A. Lakers (Reg)	Feb. 5, 2014
Half 17	Orlando @ Cleveland (2nd H)	April 10, 2001
17	Cleveland vs. Atlanta (1st H)	March 5, 2003

Rebounds - Defensive		
Game. 50	Cleveland vs. Indiana (Reg)	Dec. 9, 2006
Half 27	Cleveland vs. Indiana (2nd H)	Dec. 9, 2006
27	Cleveland vs. Portland (1st H)	Jan. 23, 2019
27	L.A. Clippers @ Cleveland (1st H)	Feb. 9, 2020

Assists		
Game. 41	Cleveland vs. Detroit	Apr. 9, 2014
Half 26	Cleveland vs. Detroit (1st H)	Apr. 9, 2014
24	Cleveland vs. Denver (2nd H)	March 21, 2016

Steals		
Game. 18	Cleveland vs. New York (Reg)	Dec. 3, 2008
Half 12	Cleveland vs. Boston (1st H)	April 14, 1998

Blocked Shots		
Game. 17	Cleveland vs. Philadelphia (Reg)	Nov. 15, 2003
Half 13	Cleveland vs. Chicago (2nd H)	Jan. 20, 2012

Turnovers		
Game. 32	Cleveland vs. Boston (Reg)	Nov. 29, 1997
Half 19	Cleveland vs. Boston (2nd H)	Nov. 29, 1997

Miscellaneous Regular Season Records & Streaks

WINS-LOSSES

Biggest Win	148-80	(68) vs. Miami, Dec. 17, 1991
Biggest Win (Road)	133-93	(40) @ Charlotte, Nov. 4, 1988
Biggest Win (Quicken Loans Arena)	129-90	(39) vs. Charlotte, Jan. 23, 2015
Biggest Loss	57-112	(55) @ Los Angeles Lakers, Jan. 11, 2011
Biggest Loss (Home)	92-133	(41) vs. Los Angeles Clippers, Feb. 9, 2020
Most Games Won	66	2008-09
Most Games Lost	67	1970-71, 1981-82
Highest Win %	805	2008-09
Lowest Win %	183	1970-71, 1981-82
Most Wins at Home	39	2008-09
Most Losses at Home	32	1981-82
Most Wins on Road	27	2008-09
Most Losses on Road	38	2002-03
Longest Winning Streak	13	March 7-31, 2009
	13	Jan. 16, 2010 - Feb. 11, 2010
	13	Nov. 11, 2017 - Dec. 6, 2017
Longest Losing Streak	26	Dec. 20, 2010 - Feb. 9, 2011
Longest Winning Streak (Home)	23	Oct. 30, 2008 - Feb. 3, 2009
Longest Losing Streak (Home)	12	Jan. 2, 2020 - Feb. 9, 2020
Longest Winning Streak (Road)	7	Feb. 15 - March 6, 1985
		Dec. 20, 1991 - Jan. 24, 1992
		Dec. 9, 1994 - Jan. 14, 1995
		Nov. 21, 1997 - Dec. 17, 1997
		Nov. 11, 2017 - Dec. 4, 2017
Longest Losing Streak (Road)	21	Jan. 13 - April 14, 2003
Longest Winning Streak (start of season)	8	Oct. 22 - Nov. 6, 1976
Longest Losing Streak (start of season)	15	Oct. 14 - Nov. 10, 1970
Longest Winning Streak (start of season at Home)	23	Oct. 30, 2008 - Feb. 3, 2009

PTS-FGM-3FGM

Most Games w/ 100 Points	77	1979-80
Least Games w/ 100 Points	4	1998-99
Most Consecutive 100-Point Games	36	Jan. 15 - March 30, 1980
Most Consecutive 110-Point Games	7	Dec. 15-26, 1992
Most Consecutive 120-Point Games	4	Feb. 7-13, 2018
		March 19-25, 2018
Most Consecutive 130-Point Games	2	Feb. 6-8, 2017
Most Consecutive Below 100-Point Games	24	March 28 - May 5, 1999
Most Points in Losing Game	139	vs. Brooklyn, Feb. 13, 2019 (3 OT)
	130	@ Philadelphia, April 6, 2018
Least Field Goals Made in Game	20	vs. Orlando, Nov. 3, 2001
Lowest Field Goal % in Game	238	@ San Francisco, Nov. 10, 1970
Least Points in Game	57	(55) @ Los Angeles Lakers, Jan. 11, 2011
Least Points in Quarter	4	vs. Boston, Nov. 28, 2000 (2nd Q)
Least Points in Half	23	@ Indiana, Dec. 12, 2012 (2nd H)
Least Points in Winning Game	71	vs. Charlotte, Dec. 5, 2000
Longest Game	4 OT	@ Portland, Oct. 18, 1974
		vs. L.A. Lakers, Jan. 29, 1980
Most Players 1,000-Point Season	5	1975-76
Most Games w/ 10 Three-Pointers	65	2016-17
Most Consecutive Games of 10+ Three-Pointers	26	Nov. 9, 2017 - Jan. 2, 2018
Most Consecutive Games of 15+ Three-Pointers	4	Feb. 1-8, 2017
		Feb. 7-13, 2018
Most Consecutive Games of 20+ Three-Pointers	2	Nov. 23-25, 2016

Miscellaneous Regular Season Records & Streaks

INDIVIDUAL STREAKS

Most Consecutive Games with 20+ Points	49	LeBron James (Dec. 14, 2007 - March 26, 2008)
Most Consecutive Games with 30+ Points	10	LeBron James (March 22, 2006 - April 10, 2006)
Most Consecutive Games with 40+ Points	2	LeBron James (Feb. 13, 2006 - Feb. 15, 2006)
	2	LeBron James (March 29, 2006 - April 1, 2006)
	2	LeBron James (Nov. 8, 2008 - Nov. 11, 2008)
	2	Mike Mitchell (Feb. 17, 1981 - Feb. 18, 1981)
Most Consecutive Games with 10+ Rebounds	19	Rick Roberson (March 18, 1972 - Nov. 28, 1972)
Most Consecutive Games with 10+ Assists	9	Geoff Huston (Jan. 27, 1982 - Feb. 13, 1982)
Most Consecutive Games Played	447	Tristan Thompson (Feb. 10, 2012 - April 4, 2017)
Most Consecutive FTs Made Without Missing	77	Mark Price (Feb. 5, 1993 - April 2, 1993)
Most Consecutive FTs Made Without Missing (at Home)	100	Mark Price (April 5, 1992 - Feb. 5, 1993)
Most Consecutive Games w/ a 3FGM	34	Mark Price (Dec. 5, 1989 - Feb. 17, 1990)

OPPONENTS

Most Games w/ 100 Points	78	1970-71
Least Games w/ 100 Points	8	1998-99
Most Consecutive 100-Point Games	58	Jan. 23 - April 8, 1979 (37)
		Oct. 12 - Nov. 21, 1979 (21)
Most Consecutive Below 100-Point Games	16	Nov. 26, 2008 - Dec. 28, 2008
Most Consecutive Below 70-Point Games	2	Jan. 23-26, 1995
Most Points in Losing Game	153	vs. L.A. Lakers, Jan. 29, 1980 (4 OT)
	134	vs. San Antonio, Oct. 18, 1979 (Reg)
	134	vs. Charlotte, April 9, 1992 (Reg)
Least Field Goals Made in Game	20	vs. Atlanta, April 10, 1999
Lowest Field Goal % in Game	280	vs. Portland, Jan. 22, 2001
Least Points in Game	57	@ Orlando, Dec. 4, 1996
Least Points in Quarter	7	@ New Jersey, Feb. 18, 1995 (3rd Q)
Least Points in Half	24	vs. Portland, Jan. 22, 2001 (1st H)





Playoff History

World B. Free, who never averaged less than 22.0 points per game in any of his four seasons with Cleveland, helped the Cavaliers make the playoffs for the first time in seven years when the team advanced to the postseason in 1985.

1976 Playoff Results

Eastern Conference Semifinals

Date	Site	W/L	Cle	Was	Series	Attendance
April 13	Cleveland	L	95	100	0-1	19,974
April 15	Washington	W	80	79	1-1	17,988
April 17	Cleveland	W	88	76	2-1	21,061
April 21	Washington	L	98	109	2-2	17,542
April 22	Cleveland	W	92	91	3-2	21,312
April 26	Washington	L	98	102	OT 3-3	19,035
April 29	Cleveland	W	87	85	4-3	21,564*

Eastern Conference Finals

Date	Site	W/L	Cle	Bos	Series	Attendance
May 6	Boston	L	99	111	0-1	14,264
May 9	Boston	L	89	94	0-2	12,098
May 11	Cleveland	W	83	78	1-2	21,564*
May 14	Cleveland	W	106	87	2-2	21,564*
May 16	Boston	L	94	99	2-3	12,951
May 19	Cleveland	L	87	94	2-4	21,564*

* NBA Playoff Record at the time

PLAYER	G	MIN	Field Goals			Free Throws			Rebounds			AST	PF	DQ	STL	BLK	PTS	AVG	HI
			FGM	FGA	PCT	FTM	FTA	PCT	OFF	DEF	REB								
Chones	7	242	47	114	.412	11	18	.611	14	36	50	6	23	0	1	6	105	15.0	23
Clemons	13	503	73	184	.397	33	40	.825	23	48	71	61	34	0	8	3	179	13.8	18
Russell	13	328	65	161	.404	47	55	.855	25	46	71	14	51	0	8	7	177	13.6	22
B. Smith	13	379	71	164	.433	22	25	.880	11	32	43	30	41	1	11	3	164	12.6	27
Snyder	13	364	69	153	.451	18	22	.818	10	19	29	31	35	1	11	6	156	12.0	26
Carr	13	273	66	138	.478	22	36	.611	11	12	23	26	29	0	6	3	154	11.8	27
Brewer	13	489	44	101	.436	26	48	.542	40	100	140	37	34	0	13	12	114	8.8	15
Thurmond	13	375	37	79	.468	13	32	.406	38	79	117	28	52	2	6	29	87	6.7	13
Walker	13	125	11	27	.407	8	10	.800	5	11	16	23	17	0	7	1	30	2.3	8
Witte	7	28	6	11	.545	4	4	1.000	4	5	9	4	4	0	0	0	16	2.3	6
Lambert	6	34	5	13	.385	2	2	1.000	2	9	11	1	7	0	1	2	12	2.0	4
Garrett	4	5	0	0	---	2	4	.500	0	0	0	0	0	0	0	0	2	0.5	2
Cavaliers	13	3145	494	1145	.431	208	296	.703	183	397	580	261	327	4	72	72	1196	92.0	106
Opponents	13	3145	467	1073	.435	271	368	.736	165	434	599	223	316	6	79	67	1205	92.7	111

1977 Playoff Results

Eastern Conference First Round

Date	Site	W/L	Cle	Was	Series	Attendance
April 13	Washington	L	100	109	0-1	11,240
April 15	Cleveland	W	91	83	1-1	19,545
April 17	Washington	L	98	104	1-2	10,488

PLAYER	G	MIN	Field Goals			Free Throws			Rebounds			AST	PF	DQ	STL	BLK	PTS	AVG	HI
			FGM	FGA	PCT	FTM	FTA	PCT	OFF	DEF	REB								
Russell	3	100	21	54	.389	11	15	.733	10	16	26	10	10	0	3	1	53	17.7	22
Walker	3	95	18	37	.486	11	15	.733	4	8	12	20	12	0	4	1	47	15.7	20
E. Smith	3	56	18	33	.545	5	8	.625	6	18	24	1	10	0	5	3	41	13.7	20
Chones	3	99	16	27	.593	7	7	1.000	11	20	31	3	9	0	0	1	39	13.0	19
Brewer	3	113	11	27	.407	1	1	1.000	11	25	36	5	11	0	4	4	23	7.7	13
A. Carr	3	83	11	39	.282	1	3	.333	4	6	10	10	13	0	2	1	23	7.7	8
B. Smith	3	57	9	39	.231	3	3	1.000	3	5	8	4	5	0	3	1	21	7.0	10
Brokaw	3	44	9	19	.474	2	6	.333	3	1	4	12	7	0	2	1	20	6.7	12
Snyder	3	53	8	27	.296	2	5	.400	2	3	5	4	6	0	1	2	18	6.0	9
Lambert	3	19	2	4	.500	0	0	---	2	1	3	0	4	0	2	0	4	1.3	2
Thurmond	1	1	0	0	---	0	0	---	0	1	1	0	0	0	0	1	0	0.0	0
Cavaliers	3	720	123	306	.402	43	63	.683	56	104	160	69	87	0	26	16	289	96.3	100
Opponents	3	720	107	248	.431	82	106	.774	30	113	143	56	72	1	15	14	296	98.7	109

1978 Playoff Results

Eastern Conference First Round

Date	Site	W/L	Cle	NY	Series	Attendance
April 12	Cleveland	L	114	132	0-1	19,739
April 14	New York	L	107	109	0-2	18,965

PLAYER	G	MIN	Field Goals			Free Throws			Rebounds			AST	PF	DQ	STL	BLK	PTS	AVG	HI
			FGM	FGA	PCT	FTM	FTA	PCT	OFF	DEF	REB								
Russell	2	88	19	39	.487	17	21	.810	7	8	15	11	9	0	3	1	55	27.5	32
A. Carr	2	69	10	27	.370	15	16	.938	3	5	8	5	8	0	2	1	35	17.5	20
Furlov	2	50	13	27	.481	6	6	1.000	3	2	5	5	1	0	0	0	32	16.0	20
Chones	2	82	13	27	.481	4	8	.500	3	12	15	7	7	0	2	1	30	15.0	17
E. Smith	2	56	11	24	.458	3	6	.500	6	13	19	0	9	0	3	3	25	12.5	17
Walker	2	70	10	26	.385	5	5	1.000	5	2	7	10	7	0	3	2	25	12.5	16
B. Smith	2	34	8	13	.615	0	0	---	2	1	3	1	2	0	0	0	16	8.0	10
Lambert	2	19	1	3	.333	1	2	.500	2	6	8	0	3	0	0	0	3	1.5	3
Brewer	1	9	0	1	.000	0	2	.000	0	0	0	0	2	0	0	0	0	0.0	0
Snyder	1	3	0	0	---	0	0	---	0	0	0	0	0	0	0	0	0	0.0	0
Cavaliers	2	480	85	187	.455	51	66	.773	31	49	80	39	48	0	13	8	221	110.5	114
Opponents	2	480	101	180	.561	39	50	.780	28	58	86	62	58	0	10	11	241	120.5	132

1985 Playoff Results

Eastern Conference First Round

Date	Site	W/L	Cle	Bos	Series	Attendance
April 18	Boston	L	123	126	0-1	14,890
April 20	Boston	L	106	108	0-2	14,890
April 23	Cleveland	W	105	98	1-2	20,900
April 25	Cleveland	L	115	117	1-3	20,900

PLAYER	G	MIN	Field Goals			3-Point FG			Free Throws			Rebounds			AST	PF	DQ	STL	BLK	PTS	AVG	HI
			FGM	FGA	PCT	FGM	FGA	PCT	FTM	FTA	PCT	OFF	DEF	REB								
Free	4	150	41	93	.441	0	4	.000	23	25	.920	4	6	10	31	12	0	6	0	105	26.3	32
Hinson	4	120	26	48	.542	0	0	---	15	23	.652	10	20	30	3	18	1	3	9	67	16.8	24
Hubbard	4	101	24	45	.533	1	1	1.000	13	17	.765	11	9	20	3	16	0	3	0	62	15.5	23
Bagley	4	168	22	56	.393	0	3	.000	7	10	.700	1	15	16	40	7	0	10	0	51	12.8	22
Shelton	4	106	19	34	.559	0	0	---	8	10	.800	6	16	22	4	20	2	2	1	46	11.5	14
Davis	3	50	12	16	.750	0	1	.000	4	5	.800	1	5	6	15	5	0	5	0	28	9.3	15
Poquette	4	91	13	21	.619	0	0	---	4	5	.800	4	10	14	1	16	2	2	6	30	7.5	10
Jones	4	45	9	18	.500	0	1	.000	7	8	.875	2	6	8	3	6	0	2	0	25	6.3	14
Turpin	4	45	12	19	.632	0	0	---	1	2	.500	3	5	8	0	3	0	4	1	25	6.3	10
West	4	68	3	5	.600	0	0	---	2	5	.400	5	13	18	4	19	0	2	0	8	2.0	4
Williams	2	7	1	2	.500	0	0	---	0	0	---	0	0	0	1	1	0	0	0	2	1.0	2
Anderson	2	9	0	3	.000	0	0	---	0	0	---	1	2	3	0	0	0	0	0	0	0.0	0
Cavaliers	4	960	182	360	.506	1	10	.100	84	110	.764	48	107	155	105	123	5	39	17	449	112.3	123
Opponents	4	960	165	349	.473	3	18	.167	116	135	.859	56	108	164	97	98	2	25	15	449	112.3	126

1988 Playoff Results

Eastern Conference First Round

Date	Site	W/L	Cle	Chi	Series	Attendance
April 28	Chicago	L	93	104	0-1	18,676
May 1	Chicago	L	101	106	0-2	18,645
May 3	Cleveland	W	110	102	1-2	20,068
May 5	Cleveland	W	97	91	2-2	20,026
May 8	Chicago	L	101	107	2-3	18,008

PLAYER	G	MIN	Field Goals			3-Point FG			Free Throws			Rebounds			AST	PF	DQ	STL	BLK	PTS	AVG	HI
			FGM	FGA	PCT	FGM	FGA	PCT	FTM	FTA	PCT	OFF	DEF	REB								
Price	5	205	38	67	.567	5	12	.417	24	25	.960	3	15	18	38	11	1	3	0	105	21.0	31
Harper	4	134	30	63	.476	0	2	.000	11	16	.688	4	16	20	15	9	0	11	4	71	17.8	30
Nance	5	200	34	64	.531	0	0	---	16	18	.889	10	26	36	18	13	0	2	11	84	16.8	27
Daugherty	5	204	29	63	.460	0	0	---	21	31	.677	10	36	46	16	11	0	2	7	79	15.8	21
Sanders	5	134	28	52	.538	0	1	.000	8	10	.800	11	14	25	7	21	0	3	2	64	12.8	18
Williams	5	133	20	40	.500	0	0	---	6	13	.462	13	16	29	4	13	0	3	7	46	9.2	20
Ehlo	5	128	17	40	.425	0	8	.000	10	16	.625	3	15	18	17	14	0	5	0	44	8.8	21
Dudley	4	24	2	4	.500	0	0	---	1	2	.500	4	2	6	2	3	0	0	0	5	1.3	2
Curry	2	17	1	4	.250	0	1	.000	0	0	---	1	0	1	2	1	0	0	1	2	1.0	2
Hubbard	3	21	1	6	.167	0	0	---	0	1	.000	1	2	3	0	1	0	0	0	2	0.7	2
Cavaliers	5	1200	200	403	.496	5	24	.208	97	132	.735	60	142	202	119	97	1	29	32	502	100.4	110
Opponents	5	1200	210	453	.464	0	10	.000	90	104	.865	84	139	223	125	122	3	40	21	510	102.0	107

1989 Playoff Results

Eastern Conference First Round

Date	Site	W/L	Cle	Chi	Series	Attendance
April 28	Cleveland	L	88	95	0-1	19,312
April 30	Cleveland	W	96	88	1-1	20,273
May 3	Chicago	L	94	101	1-2	17,721
May 5	Chicago	W	108	105	OT 2-2	18,264
May 7	Cleveland	L	100	101	2-3	20,273

PLAYER	G	MIN	Field Goals			3-Point FG			Free Throws			Rebounds			AST	PF	DQ	STL	BLK	PTS	AVG	HI
			FGM	FGA	PCT	FGM	FGA	PCT	FTM	FTA	PCT	OFF	DEF	REB								
Harper	5	189	39	69	.565	0	2	.000	20	26	.769	7	14	21	20	20	1	11	4	98	19.6	31
Nance	5	195	38	69	.551	0	0	---	21	32	.656	16	23	39	16	12	0	3	12	97	19.4	27
Price	4	158	22	57	.386	6	16	.375	14	15	.933	4	9	13	22	3	0	3	0	64	16.0	24
Ehlo	4	97	17	39	.436	5	13	.385	9	11	.818	2	4	6	13	10	0	3	1	48	12.0	24
Daugherty	5	167	17	47	.362	0	1	.000	21	35	.600	12	34	46	12	18	0	6	5	55	11.0	17
Williams	5	161	21	45	.467	0	0	---	13	18	.722	7	27	34	10	12	0	2	7	55	11.0	22
Sanders	5	87	15	30	.500	0	0	---	3	5	.600	6	10	16	4	11	0	2	1	33	6.6	14
Valentine	5	80	7	20	.350	0	0	---	7	8	.875	3	4	7	16	7	0	5	0	21	4.2	8
Rollins	5	74	6	8	.750	0	0	---	3	5	.600	5	11	16	1	10	0	3	7	15	3.0	9
Dudley	1	4	0	1	.000	0	0	---	0	0	---	0	0	0	0	1	0	0	0	0	0.0	0
Hubbard	1	1	0	0	---	0	0	---	0	0	---	0	0	0	0	0	0	0	0	0	0.0	0
Keys	1	12	0	3	.000	0	1	.000	0	0	---	0	3	3	1	1	0	0	0	0	0.0	0
Cavaliers	5	1225	182	388	.469	11	33	.333	111	155	.716	62	139	201	115	105	1	38	37	486	97.2	108
Opponents	5	1225	188	414	.454	22	53	.415	92	124	.742	67	149	216	121	133	3	46	18	490	98.0	105

1990 Playoff Results

Eastern Conference First Round

Date	Site	W/L	Cle	Phi	Series	Attendance
April 26	Philadelphia	L	106	111	0-1	15,319
April 28	Philadelphia	L	101	107	0-2	18,168
May 1	Cleveland	W	122	95	1-2	16,317
May 3	Cleveland	W	108	96	2-2	17,106
May 5	Philadelphia	L	97	113	2-3	18,168

PLAYER	G	MIN	Field Goals			3-Point FG			Free Throws			Rebounds			AST	PF	DQ	STL	BLK	PTS	AVG	HI
			FGM	FGA	PCT	FGM	FGA	PCT	FTM	FTA	PCT	OFF	DEF	REB								
Daugherty	5	186	41	70	.586	0	0	---	32	46	.696	4	44	48	20	12	0	2	4	114	22.8	34
Price	5	192	32	61	.525	6	17	.353	30	30	1.000	0	14	14	44	9	0	9	1	100	20.0	27
Williams	5	174	39	70	.557	0	0	---	17	22	.773	14	32	46	11	23	1	2	5	95	19.0	23
Ehlo	5	196	26	62	.419	5	15	.333	12	19	.632	7	25	32	32	18	0	6	0	69	13.8	25
Nance	5	159	26	45	.578	0	0	---	9	12	.750	4	20	24	12	20	0	3	10	61	12.2	20
Bennett	5	135	23	47	.489	0	0	---	4	6	.667	14	7	21	5	11	0	3	1	50	10.0	22
Chievous	3	28	6	10	.600	0	0	---	7	9	.778	2	1	3	2	2	0	1	0	19	6.3	13
Morton	2	9	2	5	.400	0	0	---	2	2	1.000	0	0	0	0	1	0	0	0	6	3.0	6
Rollins	3	38	1	3	.333	0	0	---	6	8	.750	0	8	8	1	7	0	2	1	8	2.7	4
Kerr	5	73	4	14	.286	0	3	.000	0	0	---	1	5	6	10	6	0	4	0	8	1.6	4
Mokeski	3	10	1	2	.500	0	0	---	2	2	1.000	0	2	2	0	2	0	1	1	4	1.3	2
Cavaliers	5	1200	201	389	.517	11	35	.314	121	156	.776	46	158	204	137	111	1	33	23	534	106.8	122
Opponents	5	1200	194	420	.462	15	41	.366	119	154	.773	69	137	206	108	111	0	38	28	522	104.4	113

1992 Playoff Results

Eastern Conference First Round

Date	Site	W/L	Cle	NJ	Series	Attendance
April 23	Cleveland	W	120	113	1-0	16,512
April 25	Cleveland	W	118	96	2-0	20,273
April 28	New Jersey	L	104	109	2-1	15,258
April 30	New Jersey	W	98	89	3-1	13,071

Eastern Conference Semifinals

Date	Site	W/L	Cle	Bos	Series	Attendance
May 2	Cleveland	W	101	76	1-0	17,496
May 4	Cleveland	L	98	104	1-1	20,273
May 8	Boston	L	107	110	1-2	14,890
May 10	Boston	W	114	112	2-2	14,890
May 13	Cleveland	W	114	98	3-2	20,273
May 15	Boston	L	91	122	3-3	14,890
May 17	Cleveland	W	122	104	4-3	20,273

Eastern Conference Finals

Date	Site	W/L	Cle	Chi	Series	Attendance
May 19	Chicago	L	89	103	0-1	18,676
May 21	Chicago	W	107	81	1-1	18,676
May 23	Cleveland	L	96	105	1-2	20,273
May 25	Cleveland	W	99	85	2-2	20,273
May 27	Chicago	L	89	112	2-3	18,676
May 29	Cleveland	L	94	99	2-4	20,273

PLAYER	G	MIN	Field Goals			3-Point FG			Free Throws			Rebounds			AST	PF	DQ	STL	BLK	PTS	AVG	HI
			FGM	FGA	PCT	FGM	FGA	PCT	FTM	FTA	PCT	OFF	DEF	REB								
Daugherty	17	687	124	235	.528	0	1	.000	118	145	.814	37	137	174	58	47	0	11	17	366	21.5	40
Price	17	603	118	238	.496	25	69	.362	66	73	.904	10	32	42	128	34	0	24	4	327	19.2	35
Nance	17	681	124	251	.494	0	1	.000	58	70	.829	45	112	157	43	56	1	14	46	306	18.0	32
Williams	17	567	84	154	.545	0	0	---	87	109	.798	50	80	130	42	58	2	24	17	255	15.0	20
Ehlo	17	552	63	152	.414	21	51	.412	16	21	.762	22	55	77	77	40	0	21	5	163	9.6	21
Sanders	17	418	56	115	.487	1	3	.333	17	21	.810	20	35	55	37	62	0	15	12	130	7.6	17
Battle	15	202	34	82	.415	0	2	.000	21	23	.913	4	8	12	15	11	0	5	1	89	5.9	14
Brandon	12	157	22	55	.400	0	3	.000	3	4	.750	4	18	22	10	17	0	3	1	47	3.9	6
Kerr	12	149	18	41	.439	3	11	.273	5	5	1.000	1	5	6	10	12	0	5	0	44	3.7	9
Phills	5	12	4	9	.444	0	1	.000	3	4	---	2	4	6	5	1	0	1	0	11	2.2	4
Ferry	9	55	7	15	.467	1	3	.333	4	4	---	7	9	16	1	7	0	1	1	19	2.1	8
James	8	22	1	10	.100	0	3	.000	2	4	.500	1	1	2	2	2	0	1	0	4	0.5	4
Cavaliers	17	4105	655	1357	.483	51	148	.345	400	483	.828	203	496	699	448	347	3	125	104	1761	103.6	122
Opponents	17	4105	710	1496	.475	26	94	.277	272	361	.753	246	456	702	407	395	4	143	109	1718	101.1	122

1993 Playoff Results

Eastern Conference First Round

Date	Site	W/L	Cle	NJ	Series	Attendance
April 29	Cleveland	W	114	98	1-0	18,339
May 1	Cleveland	L	99	101	1-1	20,273
May 5	New Jersey	W	93	84	2-1	16,453
May 7	New Jersey	L	79	96	2-2	15,238
May 9	Cleveland	W	99	89	3-2	17,388

Eastern Conference Semifinals

Date	Site	W/L	Cle	Chi	Series	Attendance
May 11	Chicago	L	84	91	0-1	18,676
May 13	Chicago	L	85	104	0-2	18,676
May 15	Cleveland	L	90	96	0-3	20,273
May 17	Cleveland	L	101	103	0-4	20,273

PLAYER	G	MIN	Field Goals			3-Point FG			Free Throws			Rebounds			AST	PF	DQ	STL	BLK	PTS	AVG	HI
			FGM	FGA	PCT	FGM	FGA	PCT	FTM	FTA	PCT	OFF	DEF	REB								
Daugherty	9	356	64	115	.557	0	0	---	40	50	.800	26	79	105	31	25	1	6	7	168	18.7	29
Nance	9	329	61	108	.565	0	0	---	23	30	.767	35	39	74	21	33	1	8	14	145	16.1	24
Price	9	288	43	97	.443	8	26	.308	23	24	.958	1	18	19	55	13	0	15	0	117	13.0	18
Ehlo	9	289	38	91	.418	10	26	.385	12	15	.800	10	21	31	25	19	0	12	4	98	10.9	22
Wilkins	9	236	38	87	.437	4	12	.333	13	17	.765	6	10	16	24	16	0	9	2	93	10.3	22
Williams	9	237	30	75	.400	0	0	---	21	28	.750	12	29	41	17	26	1	5	14	81	9.0	16
Brandon	8	132	20	46	.435	2	5	.400	9	9	1.000	4	13	17	17	6	0	7	3	51	6.4	13
Sanders	8	145	20	48	.417	0	2	.000	6	10	.600	8	10	18	10	17	0	8	1	46	5.8	12
Ferry	8	118	13	34	.382	4	9	.444	9	10	.900	4	21	25	14	14	0	4	3	39	4.9	10
Phills	2	9	1	3	.333	0	0	---	2	2	1.000	0	0	0	0	0	0	0	0	4	2.0	4
Guidinger	4	15	1	3	.333	0	0	---	0	2	.000	1	0	1	0	1	0	0	1	2	0.5	2
Battle	1	6	0	1	.000	0	0	---	0	0	---	0	0	1	1	2	0	0	0	0	0.0	0
Cavaliers	9	2160	329	708	.465	28	80	.350	158	197	.802	107	241	348	215	172	3	74	49	844	93.8	114
Opponents	9	2160	349	717	.487	22	65	.338	142	184	.772	107	247	354	200	193	0	78	46	862	95.8	104

1994 Playoff Results

Eastern Conference First Round

Date	Site	W/L	Cle	Chi	Series	Attendance
April 29	Chicago	L	96	104	0-1	18,676
May 1	Chicago	L	96	105	0-2	18,676
May 3	Cleveland	L	92	95	OT 0-3	17,778

PLAYER	G	MIN	Field Goals			3-Point FG			Free Throws			Rebounds			AST	PF	DQ	STL	BLK	PTS	AVG	HI
			FGM	FGA	PCT	FGM	FGA	PCT	FTM	FTA	PCT	OFF	DEF	REB								
Wilkins	3	126	20	45	.444	7	16	.438	14	16	.875	3	10	13	10	6	0	3	0	61	20.3	28
Mills	3	112	19	38	.500	4	5	.800	9	11	.818	10	13	23	8	9	0	7	1	51	17.0	25
Price	3	102	15	43	.349	2	9	.222	13	14	.929	1	5	6	14	6	0	4	0	45	15.0	22
Hill	3	123	11	27	.407	0	0	---	20	37	.541	14	17	31	4	14	1	1	1	42	14.0	16
Brandon	3	56	12	19	.632	0	0	---	2	3	.667	1	3	4	5	1	0	1	0	26	8.7	11
Kempton	3	89	10	25	.400	0	0	---	6	6	1.000	10	6	16	8	9	0	3	0	26	8.7	16
Phills	3	68	9	24	.375	1	1	1.000	1	2	.500	5	9	14	7	11	0	2	0	20	6.7	11
Higgins	3	57	4	11	.364	2	7	.286	1	2	.500	2	2	4	4	10	0	1	1	11	3.7	5
Battle	1	8	1	1	1.000	0	0	---	0	0	---	0	2	2	0	0	0	0	0	2	2.0	2
Ferry	1	4	0	0	---	0	0	---	0	0	---	0	0	1	0	1	0	0	0	0	0.0	0
Cavaliers	3	745	101	233	.433	16	38	.421	66	91	.725	46	67	113	61	67	1	22	3	284	94.7	96
Opponents	3	745	115	228	.504	9	23	.391	65	86	.756	42	82	124	68	74	0	24	20	304	101.3	105

1995 Playoff Results

Eastern Conference First Round

Date	Site	W/L	Cle	NY	Series	Attendance
April 27	New York	L	79	103	0-1	19,763
April 29	New York	W	90	84	1-1	19,763
May 1	Cleveland	L	81	83	1-2	19,352
May 4	Cleveland	L	80	93	1-3	18,575

PLAYER	G	MIN	Field Goals			3-Point FG			Free Throws			Rebounds			AST	PF	DQ	STL	BLK	PTS	AVG	HI
			FGM	FGA	PCT	FGM	FGA	PCT	FTM	FTA	PCT	OFF	DEF	REB								
Price	4	143	12	40	.300	4	17	.235	32	33	.970	2	10	12	26	5	0	6	0	60	15.0	21
Phills	4	146	19	43	.442	4	7	.571	15	20	.750	3	9	12	6	8	0	9	0	57	14.3	21
Mills	4	139	20	37	.541	8	14	.571	5	5	1.000	2	14	16	11	18	1	3	2	53	13.3	21
Ferry	4	67	13	25	.520	8	15	.533	4	6	.667	0	3	3	6	9	0	2	0	38	9.5	20
Hill	4	139	9	29	.310	0	1	.000	16	25	.640	8	15	23	3	18	1	7	1	34	8.5	13
Williams	4	144	12	42	.286	0	1	.000	3	8	.375	3	22	25	11	11	0	9	3	27	6.8	10
Roberts	1	7	3	4	.750	0	0	---	0	2	.000	1	1	2	0	0	0	0	0	6	6.0	6
Campbell	4	37	6	14	.429	1	2	.500	10	12	.833	1	1	2	1	3	0	1	1	23	5.8	13
Cage	4	81	8	18	.444	0	1	.000	0	2	.000	8	10	18	3	9	0	2	4	16	4.0	8
Colter	4	43	5	10	.500	0	1	.000	2	4	.500	1	0	1	2	2	0	1	0	12	3.0	5
Battle	2	7	2	3	.667	0	1	.000	0	0	---	0	0	0	1	1	0	0	0	4	2.0	4
Dreiling	1	7	0	2	.000	0	0	---	0	0	---	0	1	1	0	2	0	0	0	0	0.0	0
Cavaliers	4	960	109	267	.408	25	60	.417	87	117	.744	29	86	115	70	86	2	40	11	330	82.5	90
Opponents	4	960	136	262	.519	26	67	.388	65	91	.714	35	121	156	95	105	0	27	27	363	90.8	103

1996 Playoff Results

Eastern Conference First Round

Date	Site	W/L	Cle	NY	Series	Attendance
April 25	Cleveland	L	83	106	0-1	16,419
April 27	Cleveland	L	80	84	0-2	17,232
May 1	New York	L	76	81	0-3	19,763

PLAYER	G	MIN	Field Goals			3-Point FG			Free Throws			Rebounds			AST	PF	DQ	STL	BLK	PTS	AVG	HI
			FGM	FGA	PCT	FGM	FGA	PCT	FTM	FTA	PCT	OFF	DEF	REB								
Brandon	3	125	21	47	.447	3	9	.333	13	15	.867	1	8	9	24	10	0	4	1	58	19.3	21
Majerle	3	91	16	36	.444	10	23	.435	8	9	.889	2	10	12	9	6	0	4	2	50	16.7	23
Ferry	3	117	14	41	.341	1	16	.063	0	0	---	1	14	15	9	13	1	3	2	29	9.7	12
Phills	3	96	13	35	.371	2	10	.200	1	4	.250	5	9	14	6	4	0	2	1	29	9.7	11
Hill	3	53	9	12	.750	0	0	---	7	9	.778	7	8	15	0	11	1	0	0	25	8.3	13
Mills	3	105	11	33	.333	0	5	.000	1	1	1.000	5	11	16	5	10	0	2	2	23	7.7	10
Cage	3	101	8	14	.571	0	0	---	3	5	.600	13	15	28	2	5	0	2	5	19	6.3	10
Sura	3	18	2	3	.667	0	0	---	0	0	---	0	1	1	3	4	0	1	0	4	1.3	4
Crotty	2	9	0	0	---	0	0	---	2	2	1.000	1	0	1	1	0	0	1	1	2	1.0	2
Amaechi	1	2	0	1	.000	0	0	---	0	0	---	0	0	0	0	0	0	0	0	0.0	0	
Lang	1	2	0	0	---	0	0	---	0	0	---	0	0	0	0	0	0	0	0	0.0	0	
Marshall	1	1	0	0	---	0	0	---	0	0	---	0	0	0	0	0	0	0	0	0.0	0	
Cavaliers	3	720	94	222	.423	16	63	.254	35	45	.778	35	76	111	59	63	2	19	14	239	79.7	83
Opponents	3	720	100	201	.498	30	51	.588	41	66	.621	24	84	108	76	51	1	17	15	271	90.3	106

1998 Playoff Results

Eastern Conference First Round

Date	Site	W/L	Cle	Ind	Series	Attendance
April 23	Indiana	L	77	106	0-1	16,644
April 25	Indiana	L	86	92	0-2	16,617
April 27	Cleveland	W	86	77	1-2	17,495
April 30	Cleveland	L	74	80	1-3	18,188

PLAYER	G	MIN	Field Goals			3-Point FG			Free Throws			Rebounds			AST	PF	DQ	STL	BLK	PTS	AVG	HI
			FGM	FGA	PCT	FGM	FGA	PCT	FTM	FTA	PCT	OFF	DEF	REB								
Kemp	4	152	33	71	.465	0	0	---	38	45	.844	16	25	41	8	12	0	5	4	104	26.0	31
Ilgaukas	4	147	28	49	.571	0	0	---	13	25	.520	14	16	30	2	22	2	2	5	69	17.3	25
Anderson	4	103	10	22	.455	0	0	---	23	26	.885	0	9	9	11	10	0	5	1	43	10.8	18
Person	4	136	11	29	.379	7	19	.368	3	4	.750	2	7	9	10	5	0	3	0	32	8.0	15
Henderson	4	157	11	28	.393	0	1	.000	8	13	.615	4	13	17	11	14	0	6	0	30	7.5	9
Knight	4	132	6	21	.286	0	0	---	6	10	.600	0	16	16	23	16	1	10	1	18	4.5	11
Potapenko	4	70	6	15	.400	0	0	---	5	10	.500	3	8	11	3	8	0	2	0	17	4.3	8
Brooks	1	8	0	1	.000	0	0	---	2	2	1.000	0	0	0	2	1	0	0	0	2	2.0	2
Scott	1	3	1	2	.500	0	0	---	0	0	---	0	0	0	0	0	0	0	1	2	2.0	2
Thomas	1	11	0	1	.000	0	0	---	2	3	.667	1	0	1	0	2	0	0	0	2	2.0	2
Sura	3	31	1	5	.200	0	2	.000	2	3	.667	0	3	3	4	4	0	1	0	4	1.3	4
Ferry	3	10	0	2	.000	0	2	.000	0	0	---	0	1	1	0	1	0	0	0	0.0	0	0
Cavaliers	4	960	107	246	.435	7	24	.292	102	141	.723	40	98	138	74	95	3	34	12	323	80.8	86
Opponents	4	960	131	276	.475	22	59	.373	71	91	.780	34	92	126	90	111	3	36	31	355	88.8	106

2006 Playoff Results

Eastern Conference First Round

Date	Site	W/L	Cle	Was	Series	Attendance
April 22	Cleveland	W	97	86	1-0	20,562
April 25	Cleveland	L	84	89	1-1	20,562
April 28	Washington	W	97	96	2-1	20,173
April 30	Washington	L	96	106	2-2	20,173
May 3	Cleveland	W	121	120	OT 3-2	20,562
May 5	Washington	W	114	113	OT 4-2	20,173

Eastern Conference Semifinals

Date	Site	W/L	Cle	Det	Series	Attendance
May 7	Detroit	L	86	113	0-1	22,076
May 9	Detroit	L	91	97	0-2	22,076
May 13	Cleveland	W	86	77	1-2	20,562
May 15	Cleveland	W	74	72	2-2	20,562
May 17	Detroit	W	86	84	3-2	22,076
May 19	Cleveland	L	82	84	3-3	20,562
May 21	Detroit	L	61	79	3-4	22,076

PLAYER	G	MIN	Field Goals			3-Point FG			Free Throws			Rebounds			AST	PF	DQ	STL	BLK	PTS	AVG	HI
			FGM	FGA	PCT	FGM	FGA	PCT	FTM	FTA	PCT	OFF	DEF	REB								
James	13	604	146	307	.476	21	63	.333	87	118	.737	22	83	105	76	44	0	18	9	400	30.8	45
Hughes	9	336	36	113	.319	5	18	.278	23	31	.742	9	18	27	36	34	2	20	1	100	11.1	24
Ilgaukas	13	354	54	119	.454	0	0	---	27	36	.750	33	49	82	10	46	3	5	27	135	10.4	16
Marshall	13	345	45	104	.433	18	46	.391	15	17	.882	24	49	73	8	24	0	7	9	123	9.5	28
Gooden	13	282	45	85	.529	0	0	---	17	18	.944	31	67	98	8	40	1	3	2	107	8.2	24
Murray	13	399	37	112	.330	5	24	.208	26	32	.813	11	31	42	21	27	0	9	2	105	8.1	21
Varejao	13	238	31	50	.620	0	0	---	26	37	.703	18	40	58	3	50	2	9	2	88	6.8	16
Snow	13	408	32	76	.421	0	1	.000	22	29	.759	10	33	43	36	36	0	11	3	86	6.6	18
Jones	13	181	8	26	.308	5	18	.278	3	4	.750	2	14	16	12	17	0	2	0	24	1.8	8
Newble	5	11	3	3	1.000	1	1	1.000	0	0	---	1	1	2	0	1	0	1	0	7	1.4	7
Henderson	2	9	0	2	.000	0	0	---	0	0	---	1	1	2	0	1	0	0	0	0.0	0	0
Pavlovic	3	4	0	2	.000	0	1	.000	0	0	---	0	1	1	0	0	0	0	0	0.0	0	0
Cavaliers	13	3170	437	999	.437	55	172	.320	246	322	.764	162	387	549	210	320	8	85	55	1175	90.4	121
Opponents	13	3170	427	978	.437	84	232	.362	278	387	.718	150	366	516	225	273	5	87	70	1216	93.5	120

2007 Playoff Results

Eastern Conference First Round

Date	Site	W/L	Cle	Was	Series	Attendance
April 22	Cleveland	W	97	82	1-0	20,562
April 25	Cleveland	W	109	102	2-0	20,562
April 28	Washington	W	98	92	3-0	20,173
April 30	Washington	W	97	90	4-0	20,173

Eastern Conference Semifinals

Date	Site	W/L	Cle	NJ	Series	Attendance
May 6	Cleveland	W	81	77	1-0	20,562
May 8	Cleveland	W	102	92	2-0	20,562
May 12	New Jersey	L	85	96	2-1	20,032
May 14	New Jersey	W	87	85	3-1	20,032
May 16	Cleveland	L	72	83	3-2	20,562
May 18	New Jersey	W	88	72	4-2	20,032

Eastern Conference Finals

Date	Site	W/L	Cle	Det	Series	Attendance
May 21	Detroit	L	76	79	0-1	22,076
May 24	Detroit	L	76	79	0-2	22,076
May 27	Cleveland	W	88	82	1-2	20,562
May 29	Cleveland	W	91	87	2-2	20,562
May 31	Detroit	W	109	107	2OT 3-2	22,076
June 2	Cleveland	W	98	82	4-2	20,562

NBA Finals

Date	Site	W/L	Cle	SAS	Series	Attendance
June 7	San Antonio	L	76	85	0-1	18,797
June 10	San Antonio	L	92	103	0-2	18,797
June 12	Cleveland	L	72	75	0-3	20,562
June 14	Cleveland	L	82	83	0-4	20,562

PLAYER	G	MIN	Field Goals			3-Point FG			Free Throws			Rebounds			AST	PF	DQ	STL	BLK	PTS	AVG	HI
			FGM	FGA	PCT	FGM	FGA	PCT	FTM	FTA	PCT	OFF	DEF	TOT								
James	20	893	166	399	.416	21	75	.280	148	196	.755	26	135	161	159	40	0	34	10	501	25.1	48
Ilgaukas	20	649	97	197	.492	0	0	---	57	68	.838	66	127	193	17	60	1	9	16	251	12.6	24
Gooden	20	605	99	201	.493	0	0	---	30	39	.769	49	111	160	20	62	2	10	9	228	11.4	24
Hughes	18	639	69	199	.347	19	54	.352	47	63	.746	9	62	71	44	35	0	25	8	204	11.3	27
Pavlovic	20	616	72	189	.381	20	58	.345	19	36	.528	13	38	51	32	64	0	19	5	183	9.2	17
Gibson	20	402	50	116	.431	27	66	.409	38	43	.884	9	23	32	21	34	1	12	4	165	8.3	31
Varejao	20	447	46	90	.511	0	4	.000	27	48	.563	46	73	119	11	53	0	21	11	119	6.0	14
Marshall	19	204	23	69	.333	14	45	.311	7	11	.636	12	29	41	5	30	0	3	4	67	3.5	18
Da Jones	11	139	8	26	.308	7	22	.318	3	3	1.000	1	8	9	11	10	0	0	0	26	2.4	9
Snow	19	244	12	38	.316	0	3	.000	8	14	.571	7	21	28	29	22	0	11	2	32	1.7	5
Brown	1	1	0	0	---	0	0	---	0	0	---	0	0	0	0	0	0	0	0	0	0.0	0
Newble	6	10	0	2	.000	0	2	.000	0	0	---	0	1	1	1	3	0	0	0	0	0.0	0
Pollard	3	3	0	0	---	0	0	---	0	0	---	0	0	0	1	1	0	0	0	0	0.0	0
Cavaliers	20	4850	642	1526	.421	108	331	.326	384	521	.737	238	628	866	350	414	4	144	69	1776	88.8	109
Opponents	20	4850	634	1492	.425	117	353	.331	348	479	.727	192	593	785	363	419	4	122	76	1733	86.7	107

2007 Playoff Results

Eastern Conference First Round

Date	Site	W/L	Cle	Was	Series	Attendance
April 19	Cleveland	W	93	86	1-0	20,562
April 21	Cleveland	W	116	86	2-0	20,562
April 24	Washington	L	72	108	2-1	20,173
April 27	Washington	W	100	97	3-1	20,173
April 30	Cleveland	L	87	88	3-2	20,562
May 2	Washington	W	105	88	4-2	20,173

Eastern Conference Semifinals

Date	Site	W/L	Cle	Bos	Series	Attendance
May 6	Boston	L	72	76	0-1	18,624
May 8	Boston	L	73	89	0-2	18,624
May 10	Cleveland	W	108	84	1-2	20,562
May 12	Cleveland	W	88	77	2-2	20,562
May 14	Boston	L	89	96	2-3	18,624
May 16	Cleveland	W	74	69	3-3	20,562
May 18	Boston	L	92	97	3-4	18,624

PLAYER	G	GS	MIN	Field Goals			3-Point FG			Free Throws			Rebounds			AST	PF	DQ	STL	TO	BLK	PTS	AVG	HI
				FGM	FGA	PCT	FGM	FGA	PCT	FTM	FTA	PCT	OFF	DEF	TOT									
James	13	13	552	113	275	.411	18	70	.257	122	167	.731	16	86	102	99	33	0	23	54	17	366	28.2	45
Ilgaukas	13	13	393	67	140	.479	0	0	---	36	44	.818	33	65	98	21	35	0	5	21	14	170	13.1	22
West	13	13	453	44	110	.400	18	42	.429	35	41	.854	8	35	43	54	40	0	15	32	6	141	10.8	21
Szczerbinski	13	13	374	47	125	.376	20	62	.323	26	28	.929	4	19	23	19	32	0	2	10	1	140	10.8	26
Gibson	11	0	284	35	78	.449	19	42	.452	10	14	.714	4	15	19	27	18	0	7	15	2	99	9.0	22
Smith	13	0	263	36	74	.486	0	1	.000	14	22	.636	20	40	60	6	41	1	5	6	7	86	6.6	17
D. Brown	8	0	92	9	34	.265	5	17	.294	10	15	.667	8	11	19	9	10	0	2	9	0	33	4.1	10
Varejao	13	0	240	22	54	.407	0	0	---	9	21	.429	20	47	67	9	30	0	8	9	1	53	4.1	12
Pavlovic	8	0	111	10	26	.385	4	9	.444	4	6	.667	6	4	10	1	17	0	2	2	0	28	3.5	7
Wallace	13	13	304	17	33	.515	0	0	---	7	20	.350	32	52	84	15	26	0	8	7	14	41	3.2	9
Da Jones	5	0	26	2	10	.200	2	7	.286	0	0	---	0	0	0	1	1	0	0	1	0	6	1.2	3
Thomas	3	0	8	1	2	.500	1	2	.500	0	0	---	0	1	1	1	0	0	1	0	0	3	1.0	3
Dw. Jones	5	0	20	1	2	.500	0	0	---	1	2	.500	2	4	6	0	4	0	0	1	1	3	0.6	2
Cavaliers	13	—	3120	404	963	.420	87	252	.345	274	380	.721	153	379	532	262	287	1	78	180	63	1169	89.9	116
Opponents	13	—	3120	403	947	.426	65	219	.297	270	350	.771	125	372	497	230	305	2	89	171	55	1141	87.8	108

2009 Playoff Results

Eastern Conference First Round

Date	Site	W/L	Cle	Det	Series	Attendance
April 18	Cleveland	W	102	84	1-0	20,562
April 21	Cleveland	W	94	82	2-0	20,562
April 24	Detroit	W	79	68	3-0	22,076
April 26	Detroit	W	99	78	4-0	22,076

Eastern Conference Semifinals

Date	Site	W/L	Cle	Atl	Series	Attendance
May 5	Cleveland	W	99	72	1-0	20,562
May 7	Cleveland	W	105	85	2-0	20,562
May 9	Atlanta	W	97	82	3-0	20,143
May 11	Atlanta	W	84	74	4-0	19,241

Eastern Conference Finals

Date	Site	W/L	Cle	Orl	Series	Attendance
May 20	Cleveland	L	106	107	0-1	20,562
May 22	Cleveland	W	96	95	1-1	20,562
May 24	Orlando	L	89	99	1-2	17,461
May 26	Orlando	L	114	116	OT 1-3	17,461
May 28	Cleveland	W	112	102	2-3	20,562
May 30	Orlando	L	90	103	2-4	17,461

PLAYER	G	GS	MIN	Field Goals			3-Point FG			Free Throws			Rebounds			AST	PF	DQ	STL	TO	BLK	PTS	AVG	HI
				FG	FGA	PCT	FG	FGA	PCT	FT	FTA	PCT	OFF	DEF	TOT									
James	14	14	580	159	312	.510	27	81	.333	149	199	.749	19	109	128	102	30	0	23	38	12	494	35.3	49
M. Williams	14	14	541	80	196	.408	35	94	.372	33	43	.767	9	36	45	58	43	0	10	30	1	228	16.3	24
West	14	14	591	73	157	.465	12	36	.333	35	42	.833	6	43	49	58	28	0	19	34	7	193	13.8	22
Ilgauskas	14	14	407	62	138	.449	2	13	.154	21	33	.636	27	82	109	17	47	2	5	9	13	147	10.5	16
Varejao	14	14	420	41	82	.500	0	0	—	15	22	.682	41	49	90	8	49	3	18	15	16	97	6.9	14
Smith	13	0	218	23	50	.460	3	5	.600	23	29	.793	10	38	48	3	25	0	6	7	7	72	5.5	19
Szczembialk	12	0	154	16	36	.444	2	12	.167	9	11	.818	8	20	28	7	19	0	2	9	1	43	3.6	17
Gibson	14	0	172	13	40	.325	10	28	.357	11	11	1.000	1	6	7	6	18	0	1	7	3	47	3.4	11
Pavlovic	11	0	91	10	20	.500	2	8	.250	1	3	.333	1	14	15	4	9	0	4	3	0	23	2.1	9
Wallace	14	0	176	8	13	.615	0	0	—	0	6	1.000	18	20	38	4	13	0	4	3	4	16	1.1	4
Kinsey	9	0	11	1	3	.333	0	0	—	2	2	1.000	1	1	2	0	2	0	1	1	0	4	0.4	2
Jackson	5	0	25	1	5	.200	0	0	—	0	2	1.000	0	5	5	1	5	0	0	1	0	2	0.4	2
Cavaliers	14	—	3385	487	1052	.463	93	277	.336	299	403	.742	141	423	564	268	288	5	93	173	64	1366	97.6	114
Opponents	14	—	3385	454	1048	.433	98	268	.366	241	320	.753	117	369	486	250	317	3	87	170	46	1247	89.1	116

2010 Playoff Results

Eastern Conference First Round

Date	Site	W/L	Cle	Chi	Series	Attendance
April 17	Cleveland	W	96	83	1-0	20,562
April 19	Cleveland	W	112	102	2-0	20,562
April 22	Chicago	L	106	108	2-1	22,991
April 25	Chicago	W	121	98	3-1	23,058
April 27	Cleveland	W	96	94	4-1	20,562

Eastern Conference Semifinals

Date	Site	W/L	Cle	Bos	Series	Attendance
May 1	Cleveland	W	101	93	1-0	20,562
May 3	Cleveland	L	86	104	1-1	20,562
May 7	Boston	W	124	95	2-1	18,624
May 9	Boston	L	87	97	2-2	18,624
May 11	Cleveland	L	88	120	2-3	20,562
May 13	Boston	L	85	94	2-4	18,624

PLAYER	G	MIN	Field Goals			3-Point FG			Free Throws			Rebounds			AST	PF	DQ	STL	BLK	PTS	AVG	HI
			FGM	FGA	PCT	FGM	FGA	PCT	FTM	FTA	PCT	OFF	DEF	REB								
James	11	460	106	211	.502	20	50	.400	88	120	.733	15	87	102	84	23	0	19	20	320	29.1	40
Jamison	11	375	64	137	.467	10	39	.256	30	41	.732	16	65	81	14	38	0	7	11	168	15.3	25
M. Williams	11	411	52	127	.409	17	52	.327	37	46	.804	3	31	34	59	35	0	6	2	158	14.4	22
O'Neal	11	243	48	93	.516	0	0	—	31	47	.660	21	40	61	15	41	0	2	13	127	11.5	21
Parker	11	331	30	64	.469	20	44	.455	11	15	.733	1	25	26	14	16	0	9	3	91	8.3	14
West	11	269	28	67	.418	3	19	.158	15	16	.938	6	15	21	29	16	0	9	3	74	6.7	16
Varejao	11	255	20	48	.417	0	1	.000	23	31	.742	22	49	71	7	38	1	11	9	63	5.7	8
Hickson	11	79	14	22	.636	0	0	—	11	16	.688	1	8	9	1	9	0	0	0	39	3.5	13
Moon	11	113	14	24	.583	8	16	.500	2	3	.667	2	14	16	5	8	0	4	5	38	3.5	12
Ilgauskas	7	69	5	13	.385	0	0	—	2	3	.667	7	4	11	3	10	0	0	7	12	1.7	5
Powe	3	9	1	4	.250	0	0	—	3	4	.750	1	1	2	0	3	0	0	0	5	1.7	4
Gibson	5	23	2	7	.286	1	4	.250	2	2	1.000	0	3	3	1	3	0	0	0	7	1.4	3
J. Williams	3	4	0	2	.000	0	2	—	0	0	—	0	0	0	0	1	0	0	0	0	0.0	0
Cavaliers	11	2640	384	819	.469	79	227	.348	255	344	.741	95	342	437	232	241	1	67	73	1102	100.2	124
Opponents	11	2640	412	905	.455	47	152	.309	217	289	.751	110	334	444	233	270	3	75	46	1088	98.9	120

2015 Playoff Results

Eastern Conference First Round

Date	Site	W/L	Cle	Bos	Series	Attendance
April 19	Cleveland	W	113	100	1-0	20,562
April 21	Cleveland	W	99	91	2-0	20,562
April 23	Boston	W	103	95	3-0	18,624
April 26	Boston	W	101	93	4-0	18,624

Eastern Conference Semifinals

Date	Site	W/L	Cle	Chi	Series	Attendance
May 4	Cleveland	L	92	99	0-1	20,562
May 6	Cleveland	W	106	91	1-1	20,562
May 8	Chicago	L	96	99	1-2	22,246
May 10	Chicago	W	86	84	2-2	22,256
May 12	Cleveland	W	106	101	3-2	20,562
May 14	Chicago	W	94	73	4-2	22,695

Eastern Conference Finals

Date	Site	W/L	Cle	Atl	Series	Attendance
May 20	Atlanta	W	97	89	1-0	18,489
May 22	Atlanta	W	94	82	2-0	18,670
May 24	Cleveland	W	114	111 OT	3-0	20,562
May 26	Cleveland	W	118	88	4-0	20,562

NBA Finals

Date	Site	W/L	Cle	GS	Series	Attendance
June 4	Golden State	L	100	108 OT	0-1	19,596
June 7	Golden State	W	95	93 OT	1-1	19,596
June 9	Cleveland	W	96	91	2-1	20,562
June 11	Cleveland	L	82	103	2-2	20,562
June 14	Golden State	L	91	104	2-3	19,596
June 16	Cleveland	L	97	105	2-4	20,562

PLAYER	G	MIN	Field Goals			3-Point FG			Free Throws			Rebounds				PF	DQ	STL	BLK	PTS	AVG	HI
			FGM	FGA	PCT	FGM	FGA	PCT	FTM	FTA	PCT	OFF	DEF	REB	AST							
James	20	844	227	544	.417	25	110	.227	122	167	.731	37	189	226	169	58	0	33	21	601	30.1	44
Iring	13	464	81	185	.438	27	60	.450	58	69	.841	10	37	47	50	29	0	17	11	247	19.0	30
Love	4	107	17	41	.415	9	21	.429	14	19	.737	6	22	28	10	12	0	1	2	57	14.3	23
Smith	18	560	83	206	.403	51	142	.359	14	20	.700	9	76	85	22	54	1	17	10	231	12.8	28
Mozgov	20	529	74	148	.500	0	0	---	64	81	.790	57	89	146	13	57	1	8	36	212	10.6	28
Thompson	20	727	72	129	.558	0	0	---	48	82	.585	88	128	216	9	50	0	5	24	192	9.6	19
Shumpert	20	695	59	164	.360	33	93	.355	30	40	.750	23	75	98	23	50	1	25	16	181	9.1	22
Dellavedova	20	497	47	136	.346	24	76	.316	25	32	.781	10	31	41	53	52	1	9	0	143	7.2	20
Jones	20	311	26	75	.347	22	64	.344	13	14	.929	1	28	29	9	42	0	8	3	87	4.4	17
Harris	6	16	2	6	.333	1	3	.333	3	4	.750	0	1	1	1	1	0	0	0	8	1.3	7
Perkins	8	33	2	8	.250	0	0	---	6	10	.600	2	7	9	0	6	0	0	3	10	1.3	3
Miller	9	65	3	5	.600	3	5	.600	0	0	---	0	10	10	0	6	0	1	1	9	1.0	3
Marion	6	25	1	6	.167	0	0	---	0	0	---	2	4	6	1	1	0	2	0	2	0.3	2
Haywood	1	2	0	1	.000	0	0	---	0	0	---	0	0	0	0	0	0	0	0	0	0.0	0
Cavaliers	20	4875	694	1654	.420	195	574	.340	397	538	.738	245	697	942	360	418	4	126	127	1980	99.0	118
Opponents	20	4875	697	1662	.419	158	510	.310	348	457	.761	202	628	830	403	450	3	135	94	1900	95.0	111

2016 Playoff Results – NBA Champions

Eastern Conference First Round

Date	Site	W/L	Cle	Det	Series	Attendance
April 17	Cleveland	W	106	101	1-0	20,562
April 20	Cleveland	W	107	90	2-0	20,562
April 22	Detroit	W	101	91	3-0	21,584
April 24	Detroit	W	100	98	4-0	21,584

Eastern Conference Semifinals

Date	Site	W/L	Cle	Atl	Series	Attendance
May 2	Cleveland	W	104	93	1-0	20,562
May 4	Cleveland	W	123	98	2-0	20,562
May 6	Atlanta	W	121	108	3-0	19,089
May 8	Atlanta	W	100	99	4-0	19,031

Eastern Conference Finals

Date	Site	W/L	Cle	Tor	Series	Attendance
May 17	Cleveland	W	115	84	1-0	20,562
May 19	Cleveland	W	108	89	2-0	20,562
May 21	Toronto	L	84	99	2-1	20,207
May 23	Toronto	L	99	105	2-2	20,367
May 25	Cleveland	W	116	78	3-2	20,562
May 27	Toronto	W	113	87	4-2	20,605

NBA Finals

Date	Site	W/L	Cle	GS	Series	Attendance
June 2	Golden State	L	89	104	0-1	19,596
June 5	Golden State	L	77	110	0-2	19,596
June 8	Cleveland	W	120	90	1-2	20,562
June 10	Cleveland	L	97	108	1-3	20,562
June 13	Golden State	W	112	97	2-3	19,596
June 16	Cleveland	W	115	101	3-3	20,562
June 19	Golden State	W	93	89	4-3	19,596

PLAYER	G	MIN	Field Goals			3-Point FG			Free Throws			Rebounds				PF	DQ	STL	BLK	PTS	AVG	HI
			FGM	FGA	PCT	FGM	FGA	PCT	FTM	FTA	PCT	OFF	DEF	REB	AST							
James	21	822	219	417	.525	32	94	.340	82	124	.661	42	158	200	160	54	0	49	27	552	26.3	41
Iring	21	774	201	423	.475	51	116	.440	77	88	.875	15	47	62	98	46	0	36	13	530	25.2	41
Love	20	613	92	239	.385	46	111	.414	63	75	.840	34	141	175	42	34	0	9	8	293	14.7	28
Smith	21	730	82	188	.436	65	151	.430	13	21	.619	7	60	67	29	55	0	26	5	242	11.5	23
Frye	17	237	41	69	.594	26	46	.565	6	7	.857	5	36	41	5	37	0	6	9	114	6.7	27
Thompson	21	622	49	93	.527	0	0	---	42	73	.575	86	102	188	15	55	0	8	18	140	6.7	15
Jefferson	21	381	44	84	.524	11	28	.393	15	20	.750	16	58	74	14	34	1	10	1	114	5.4	12
McRae	2	4	4	4	1.000	0	0	---	0	0	---	0	2	2	0	0	0	0	0	9	4.5	5
Dellavedova	20	241	26	74	.351	8	31	.258	18	24	.750	4	11	15	56	31	0	1	1	78	3.9	12
Shumpert	21	367	25	60	.417	13	34	.382	7	11	.636	10	37	47	17	36	0	10	3	70	3.3	10
Williams	13	68	8	28	.286	3	13	.231	1	2	.500	0	6	6	3	8	0	4	0	20	1.5	5
Mozgov	13	76	6	15	.400	0	0	---	3	4	.750	5	16	21	2	16	0	3	3	15	1.2	5
D. Jones	15	50	6	13	.462	1	3	.333	4	5	.800	0	7	7	2	3	0	1	1	17	1.1	5
J. Jones	12	55	2	10	.200	1	7	.143	1	4	.250	1	3	4	3	3	0	0	0	6	0.5	5
Cavaliers	21	5040	805	1717	.469	258	635	.406	332	458	.725	225	684	909	446	412	1	163	89	2200	104.8	123
Opponents	21	5040	742	1671	.444	220	623	.353	315	432	.729	182	616	798	432	441	1	132	94	2019	96.1	110



EASTERN CONFERENCE CHAMPIONS

2007 2015 2016 2017 2018



THE FIRST TITLE



2016 NBA FINALS | GAME SEVEN | TIME LEFT IN THE FOURTH QUARTER

01:50 THE BLOCK : 00:53 THE SHOT : 0:30 THE STOP

The Cavaliers won the 2016 NBA title after defeating the Golden State Warriors 4-3 and becoming the first team in Finals history to erase a 3-1 deficit. LeBron James earned Finals MVP honors and was the first-ever player to lead an entire playoff series in points (208), rebounds (79), assists (62), steals (18) and blocks (16).

2017 Playoff Results

Eastern Conference First Round

Date	Site	W/L	Cle	Ind	Series	Attendance
April 15	Cleveland	W	109	108	1-0	20,562
April 17	Cleveland	W	117	111	2-0	20,562
April 20	Indiana	W	119	114	3-0	17,923
April 23	Indiana	W	106	102	4-0	17,923

Eastern Conference Semifinals

Date	Site	W/L	Cle	Tor	Series	Attendance
May 1	Cleveland	W	116	105	1-0	20,562
May 3	Cleveland	W	125	103	2-0	20,562
May 5	Toronto	W	115	94	3-0	20,384
May 7	Toronto	W	109	102	4-0	20,307

Eastern Conference Finals

Date	Site	W/L	Cle	Bos	Series	Attendance
May 17	Boston	W	117	104	1-0	18,624
May 19	Boston	W	130	86	2-0	18,624
May 21	Cleveland	L	108	111	2-1	20,562
May 23	Cleveland	W	112	99	3-1	20,562
May 25	Boston	W	135	102	4-1	18,624

NBA Finals

Date	Site	W/L	Cle	GS	Series	Attendance
June 1	Golden State	L	91	113	0-1	19,596
June 4	Golden State	L	113	132	0-2	19,596
June 7	Cleveland	L	113	118	0-3	20,562
June 9	Cleveland	W	137	116	1-3	20,562
June 12	Golden State	L	120	129	1-4	19,596

PLAYER	G	MIN	Field Goals			3-Point FG			Free Throws			Rebounds			AST	PF	DQ	STL	BLK	PTS	AVG	HI
			FGM	FGA	PCT	FGM	FGA	PCT	FTM	FTA	PCT	OFF	DEF	REB								
James	18	744	217	384	.565	44	107	.411	113	162	.698	19	145	164	141	43	0	35	23	591	32.8	41
Irving	18	653	173	370	.468	44	118	.373	76	84	.905	13	38	51	95	38	0	23	8	466	25.9	42
Love	18	578	95	218	.436	50	111	.450	63	75	.840	36	155	191	30	46	0	21	16	303	16.8	32
Thompson	18	562	54	92	.587	0	0	---	40	60	.667	69	81	150	26	36	0	9	13	148	8.2	20
Smith	18	487	50	99	.505	40	80	.500	5	11	.455	5	37	42	13	41	0	13	6	145	8.1	25
Korver	18	325	34	80	.425	27	69	.391	10	10	1.000	2	28	30	13	22	0	7	5	105	5.8	18
Frye	12	154	31	60	.517	20	39	.513	6	7	.857	0	22	22	13	11	0	3	4	88	7.3	18
Deron Williams	18	262	28	64	.438	12	31	.387	10	11	.909	3	20	23	38	29	0	10	1	78	4.3	14
Shumpert	17	276	25	60	.417	10	26	.385	14	17	.824	6	41	47	16	32	0	10	3	74	4.4	14
Jefferson	14	179	16	38	.421	5	19	.263	18	28	.643	10	15	25	7	30	0	2	3	55	3.9	10
Derrick Williams	8	38	8	15	.533	3	5	.600	2	2	1.000	1	2	3	4	0	0	0	1	21	2.6	5
D. Jones	10	33	5	10	.500	1	2	.500	5	5	1.000	1	6	7	1	7	0	0	1	16	1.6	7
J. Jones	8	30	1	5	.200	0	3	.000	0	0	---	1	3	4	0	3	0	0	0	2	0.3	2
Cavaliers	18	4320	737	1495	.493	256	610	.420	362	472	.767	166	593	759	397	338	0	133	84	2092	116.2	137
Opponents	18	4320	724	1584	.457	202	557	.363	299	373	.802	186	538	724	455	401	2	134	68	1949	108.3	132

2018 Playoff Results

Eastern Conference First Round

Date	Site	W/L	Cle	Ind	Series	Attendance
April 15	Cleveland	L	80	98	0-1	20,562
April 18	Cleveland	W	100	97	1-1	20,562
April 20	Indiana	L	90	92	1-2	17,923
April 22	Indiana	W	104	100	2-2	17,923
April 25	Cleveland	W	98	95	3-2	20,562
April 27	Indiana	L	87	121	3-3	17,923
April 29	Cleveland	W	105	101	4-3	20,562

Eastern Conference Finals

Date	Site	W/L	Cle	Bos	Series	Attendance
May 13	Boston	L	83	108	0-1	18,624
May 15	Boston	L	94	107	0-2	18,624
May 19	Cleveland	W	116	86	1-2	20,562
May 21	Cleveland	W	111	102	2-2	20,562
May 23	Boston	L	83	96	2-3	18,624
May 25	Cleveland	W	109	99	3-3	20,562
May 27	Boston	W	87	79	4-3	18,624

Eastern Conference Semifinals

Date	Site	W/L	Cle	Tor	Series	Attendance
May 1	Toronto	W	113	112	OT 1-0	19,954
May 3	Toronto	W	128	110	2-0	20,127
May 5	Cleveland	W	105	103	3-0	20,562
May 7	Cleveland	W	128	93	4-0	20,562

NBA Finals

Date	Site	W/L	Cle	GS	Series	Attendance
June 2	Golden State	L	114	124	OT 0-1	19,596
June 5	Golden State	L	103	122	0-2	19,596
June 8	Cleveland	L	102	110	0-3	20,562
June 19	Cleveland	L	85	108	0-4	20,562

PLAYER	G	MIN	Field Goals			3-Point FG			Free Throws			Rebounds				PF	DQ	STL	BLK	PTS	AVG	HI
			FGM	FGA	PCT	FGM	FGA	PCT	FTM	FTA	PCT	OFF	DEF	REB	AST							
James	22	922	275	510	.539	39	114	.342	159	213	.746	31	169	200	198	52	0	30	23	748	34.0	51
Love	21	661	109	278	.392	36	106	.340	59	64	.922	49	166	215	34	58	0	15	8	313	14.9	32
Hill	19	557	59	131	.450	16	51	.314	41	53	.774	13	28	41	42	52	1	100	8	175	9.2	29
Smith	22	706	65	187	.348	44	120	.367	17	22	.773	10	50	60	25	54	0	21	4	191	8.7	28
Korver	22	505	59	141	.418	45	109	.413	19	22	.864	6	46	52	19	44	0	9	9	182	8.3	23
Green	22	523	58	142	.408	21	70	.300	33	46	.717	7	46	53	32	36	0	7	15	170	7.7	26
Thompson	19	416	49	83	.590	0	1	.000	20	27	.741	44	68	112	11	26	0	2	8	118	6.2	20
Hood	17	260	39	92	.424	4	24	.167	9	12	.750	7	24	31	18	30	0	5	5	91	5.4	18
Nance	20	307	41	60	.683	0	1	.000	14	31	.452	35	55	90	18	35	0	16	14	96	4.8	10
Clarkson	19	285	37	123	.301	11	46	.239	5	6	.833	9	23	32	13	21	0	8	3	90	4.7	12
Calderon	13	104	9	26	.346	4	18	.222	2	2	1.000	2	9	11	9	15	0	5	0	24	1.8	25
Zizic	8	23	5	10	.500	0	0	---	3	6	.500	1	5	6	1	2	0	0	1	13	1.6	4
Osman	14	62	6	18	.333	1	7	.143	1	4	.250	1	6	7	3	5	0	3	0	14	1.0	5
Cavaliers	22	5330	811	1801	.450	221	667	.331	382	508	.752	215	695	910	423	430	1	131	98	2225	101.1	137
Opponents	22	5330	843	1805	.467	225	649	.347	352	454	.775	180	701	881	493	481	4	143	95	2263	102.9	132

All-Time Cleveland Cavaliers Playoff Statistics

PLAYER	G	MIN	Field Goals			3-Point FG			Free Throws			Rebounds			PF	DQ	STL	TO	BLK	PTS	AVG	HI	
			FGM	FGA	PCT	FGM	FGA	PCT	FTM	FTA	PCT	OFF	DEF	REB									AST
L. JAMES	130	5500	1353	2849	.475	208	650	.320	911	1253	.727	196	992	1188	990	325	0	234	494	139	3825	29.4	49
IRVING	52	1891	455	978	.465	122	294	.415	211	241	.876	38	122	160	243	113	0	76	116	32	1243	23.9	42
PRICE	47	1691	280	603	.464	56	166	.337	202	214	.944	21	103	124	327	81	1	64	158	5	818	17.4	35
ILGAUSKAS	71	2017	313	656	.477	2	13	.154	156	209	.746	180	343	523	70	220	8	26	97	82	784	11.0	25
DAUGHERTY	41	1600	275	530	.519	0	2	.000	232	307	.756	89	330	419	137	113	1	27	98	40	782	19.1	40
NANCE	41	1564	283	537	.527	0	1	.000	127	162	.784	110	220	330	110	134	2	30	59	93	693	16.9	32
LOVE	42	1298	204	498	.410	105	243	.432	140	169	.828	76	318	394	82	92	0	31	64	26	653	15.5	32
J.R. SMITH	57	1777	215	493	.436	156	373	.418	32	52	.615	21	173	194	54	150	1	56	38	21	618	10.8	28
JOHN WILLIAMS	45	1416	206	426	.484	0	1	.000	147	198	.742	99	206	305	95	143	4	45	74	53	559	12.4	23
T.THOMPSON	59	1911	175	314	.557	0	0	---	130	215	.605	243	311	554	50	141	0	22	53	55	480	8.1	20
EHLO	40	1262	161	384	.419	41	113	.363	59	82	.720	44	120	164	164	101	0	47	64	10	422	10.6	25
VAREJAO	71	1600	160	324	.494	0	5	.000	100	159	.629	147	258	405	38	220	6	67	62	39	420	5.9	16
D. WEST	38	1312	145	334	.434	33	97	.340	85	99	.859	20	93	113	141	84	0	43	85	16	408	10.7	22
M. WILLIAMS	38	1020	140	351	.399	55	159	.346	71	91	.780	12	73	85	120	86	0	20	63	3	406	10.7	24
GOODEN	33	887	144	286	.503	0	2	.000	47	57	.825	80	178	258	28	102	3	13	45	11	335	10.2	24
SHUMPERT	58	1338	109	284	.384	56	153	.366	51	68	.750	39	153	192	56	118	1	45	32	22	325	5.6	22
GIBSON	50	881	100	241	.415	57	140	.407	61	70	.871	14	47	61	55	73	1	20	33	9	318	6.4	31
HUGHES	27	975	105	312	.337	24	72	.333	70	94	.745	18	80	98	80	69	2	45	58	9	304	11.3	27
RUSSELL	18	516	105	254	.413	0	0	---	75	91	.824	42	70	112	35	70	0	14	10	9	285	15.8	32
SANDERS	35	784	119	245	.486	1	6	.167	34	46	.739	45	69	114	58	111	0	28	47	16	273	7.8	18
PAVLOVIC	42	823	92	237	.388	26	76	.342	24	45	.533	20	57	77	37	90	0	25	41	5	234	5.6	17
MOZGOV	33	604	80	163	.491	0	0	---	67	85	.788	62	105	167	15	73	1	11	45	39	227	6.9	28
DELLAVEDOVA	40	738	73	210	.348	32	107	.299	43	56	.768	14	42	56	109	83	1	10	49	1	221	5.5	20
A. CARR	18	425	87	204	.426	0	0	---	38	55	.691	18	23	41	41	50	0	10	4	5	212	11.8	27
FRYE	29	391	72	129	.558	46	85	.541	12	14	.857	5	58	63	18	48	0	9	7	13	202	7.0	27
B. SMITH	18	470	88	216	.407	0	0	---	25	28	.893	16	38	54	35	48	1	14	1	4	201	11.2	27
D. MARSHALL	32	550	68	173	.393	32	91	.352	22	28	.786	36	78	114	13	54	0	10	18	13	190	5.9	28
SZCZERBIAK	25	528	63	161	.391	22	74	.297	35	39	.897	12	39	51	26	51	0	4	19	2	183	7.3	26
BRANDON	26	470	75	167	.449	5	17	.294	27	31	.871	10	42	52	76	34	0	15	37	5	182	7.0	21
CLEAMONS	13	503	73	184	.397	0	0	---	33	40	.825	23	48	71	61	34	0	8	0	3	179	13.8	18
SNYDER	17	420	77	180	.428	0	0	---	20	27	.741	12	22	34	35	41	1	12	1	8	174	10.2	26
CHONES	12	423	76	168	.452	0	0	---	22	33	.667	28	68	96	16	39	0	3	4	8	174	14.5	23
HARPER	9	323	69	132	.523	0	4	.000	31	42	.738	11	30	41	35	29	1	22	18	8	169	18.8	31
JEFFERSON	35	560	60	122	.492	16	47	.340	33	48	.688	26	73	99	21	64	1	12	21	4	169	4.8	12
JAMISON	11	375	64	137	.467	10	39	.256	30	41	.732	16	65	81	14	38	0	7	18	11	168	15.3	25
JOE SMITH	26	481	59	124	.476	3	6	.500	37	51	.725	30	78	108	9	66	1	11	13	14	158	6.1	19
WILKINS	12	362	58	132	.439	11	28	.393	27	33	.818	9	20	29	34	22	0	12	14	2	154	12.8	28
J. BREWER	17	611	55	129	.426	0	0	---	27	51	.529	51	125	176	42	47	0	17	0	16	137	8.1	15
MILLS	10	356	50	108	.463	12	24	.500	15	17	.882	17	38	55	24	37	1	12	14	5	127	12.7	25
ONEAL	11	243	48	93	.516	0	0	---	31	47	.660	21	40	61	15	41	0	2	24	13	127	11.5	21
FERRY	28	371	47	117	.402	14	45	.311	17	20	.850	12	48	60	31	45	1	10	14	6	125	4.5	20
PHILLS	17	331	46	114	.404	7	19	.368	22	32	.688	15	31	46	24	24	0	14	22	1	121	7.1	21
SNOW	32	652	44	114	.386	0	0	.000	30	43	.698	17	54	71	65	58	0	22	29	5	118	3.7	18
KORVER	18	325	34	80	.425	27	69	.391	10	10	1.000	2	28	30	13	22	0	7	7	6	105	5.8	18
MURRAY	13	399	37	112	.330	5	24	.208	26	32	.813	11	31	42	21	27	0	9	9	2	105	8.1	31
FREE	4	150	41	93	.441	0	4	.000	23	25	.920	4	6	10	31	12	0	6	6	0	105	26.3	32
KEMP	4	152	33	71	.465	0	0	---	38	45	.844	16	25	41	8	12	0	5	16	4	104	26.0	31
WALKER	18	290	39	90	.433	0	0	---	24	30	.800	14	21	35	53	36	0	14	6	4	102	5.7	20
HILL	10	315	29	68	.426	0	1	.000	43	71	.606	29	40	69	7	43	3	8	21	2	101	10.1	16
BATTLE	19	223	37	87	.425	0	3	.000	21	23	.913	4	11	15	17	14	0	5	20	1	95	5.0	14
JAMES JONES	40	395	29	90	.322	23	74	.311	14	18	.778	3	34	37	12	48	0	8	8	3	95	2.4	17
A. PARKER	11	331	30	64	.469	20	44	.455	11	15	.733	1	25	26	14	16	0	9	11	3	91	8.3	14
THURMOND	14	376	37	79	.468	0	0	---	13	32	.406	38	80	118	28	52	2	6	0	30	87	6.2	13
DERON WILLIAMS	18	262	28	64	.438	12	31	.387	10	11	.909	3	20	23	38	29	0	10	17	1	78	4.3	14
HINSON	4	120	26	48	.542	0	0	---	15	23	.652	10	20	30	3	18	1	3	8	9	67	16.8	24
E. SMITH	5	112	29	57	.509	0	0	---	8	14	.571	12	31	43	1	19	0	8	5	6	66	13.2	20
HUBBARD	8	123	25	51	.490	1	1	1.000	13	18	.722	12	11	23	3	17	0	3	8	0	64	8.0	23
WALLACE	27	480	25	46	.543	0	0	---	7	26	.269	50	72	122	19	39	0	12	10	18	57	2.1	9
DAMON JONES	29	347	18	62	.290	14	47	.298	6	7	.857	3	22	25	24	28	0	2	4	0	56	1.9	9
KERR	17	222	22	55	.400	3	14	.214	5	5	1.000	2	10	12	20	18	0	9	6	0	52	3.1	9
BAGLEY	4	168	22	56	.393	0	3	.000	7	10	.700	1	15	16	40	7	0	10	17	0	51	12.8	22
W. BENNETT	5	135	23	47	.489	0	0	---	4	6	.667	14	7	21	5	11	0	3	4	1	50	10.0	22
SMAJERLE	3	91	16	36	.444	10	23	.435	8	9	.889	2	10	12	9	6	0	4	3	2	50	16.7	23
SHELTON	4	106	19	34	.559	0	0	---	8	10	.800	6	16	22	4	20	2	2	6	1	46	11.5	

All-Time Cleveland Cavaliers Playoff Statistics, cont.

PLAYER	G	MIN	Field Goals			3-Point FG			Free Throws			Rebounds			PF	DQ	STL	TO	BLK	PTS	AVG	HI	
			FGM	FGA	PCT	FGM	FGA	PCT	FTM	FTA	PCT	OFF	DEF	REB									AST
D. ANDERSON	4	103	10	22	.455	0	0	---	23	26	.885	0	9	9	11	10	0	5	12	1	43	10.8	18
HICKSON	11	79	14	22	.636	0	0	---	11	16	.688	1	8	9	1	9	0	6	0	39	3.5	13	
MOON	11	113	14	24	.583	8	16	.500	2	3	.667	2	14	16	5	8	0	4	0	5	38	3.5	12
CAGE	7	182	16	32	.500	0	1	.000	3	7	.429	21	25	46	5	14	0	4	1	9	35	5.0	10
DAHNTAY JONES	25	83	11	34	.324	2	5	.400	9	10	.900	1	13	14	3	10	0	1	2	2	33	1.3	7
D. BROWN	8	92	9	34	.265	5	17	.294	10	15	.667	8	11	19	9	10	0	2	9	0	33	4.1	10
FURLOW	2	50	13	27	.481	0	0	---	6	6	1.000	3	2	5	5	1	0	0	3	0	32	16.0	20
PERSON	4	136	11	29	.379	7	19	.368	3	4	.750	2	7	9	10	5	0	3	1	0	32	8.0	15
C. HENDERSON	4	157	11	28	.393	0	1	.000	8	13	.615	4	13	17	11	14	0	6	13	0	30	7.5	9
POQUETTE	4	91	13	21	.619	0	0	---	4	5	.800	4	10	14	1	16	2	2	4	6	30	7.5	10
J. DAVIS	3	50	12	16	.750	0	1	.000	4	5	.800	1	5	6	15	5	0	5	2	0	28	9.3	15
KEMPTON	3	89	10	25	.400	0	0	---	6	6	1.000	10	6	16	8	9	0	3	4	0	26	8.7	16
EDGAR JONES	4	45	9	18	.500	0	1	.000	7	8	.875	2	6	8	3	6	0	2	2	0	25	6.3	14
TURPIN	4	45	12	19	.632	0	0	---	1	2	.500	3	5	8	0	3	0	4	5	1	25	6.3	10
ROLLINS	8	112	7	11	.636	0	0	---	9	13	.692	5	19	24	2	17	0	5	4	8	23	2.9	9
CAMPBELL	4	37	6	14	.429	1	2	.500	10	12	.833	1	1	2	1	3	0	1	3	1	23	5.8	13
DERR. WILLIAMS	8	38	8	15	.533	3	5	.600	2	2	1.000	1	2	3	4	0	0	0	3	1	21	2.6	5
VALENTINE	5	80	7	20	.350	0	0	---	7	8	.875	3	4	7	16	7	0	5	5	0	21	4.2	8
BROKAW	3	44	9	19	.474	0	0	---	2	6	.333	3	1	4	12	7	0	2	0	1	20	6.7	12
LAMBERT	11	72	8	20	.400	0	0	---	3	4	.750	6	16	22	1	14	0	3	0	2	19	1.7	4
CHIEVOUS	3	28	6	10	.600	0	0	---	7	9	.778	2	1	3	2	2	0	1	3	0	19	6.3	13
KNIGHT	4	132	6	21	.286	0	0	---	6	10	.600	0	16	16	23	16	1	10	8	1	18	4.5	11
POTAPENKO	4	70	6	15	.400	0	0	---	5	10	.500	3	8	11	3	8	0	2	6	0	17	4.3	8
WITTE	7	28	6	11	.545	0	0	---	4	4	1.000	4	5	9	4	4	0	0	0	0	16	2.3	6
COLTER	4	43	5	10	.500	0	1	.000	2	4	.500	1	0	1	2	2	0	1	0	0	12	3.0	5
HIGGINS	3	57	4	11	.364	2	7	.286	1	2	.500	2	2	4	4	10	0	1	3	1	11	3.7	5
PERKINS	8	33	2	8	.250	0	0	---	6	10	.600	2	7	9	0	6	0	0	4	3	10	1.3	3
MCRAE	2	4	4	4	1.000	1	1	1.000	0	0	---	0	2	2	0	0	0	0	0	0	9	4.5	5
M. MILLER	9	65	3	5	.600	3	5	.600	0	0	---	0	10	10	0	6	0	1	1	1	9	1.0	3
J. HARRIS	6	16	2	6	.333	1	3	.333	3	4	.750	0	1	1	1	1	0	0	1	0	8	1.3	7
SURA	6	49	3	8	.375	0	2	.000	2	3	.667	0	4	4	7	8	0	2	6	0	8	1.3	4
M. WEST	4	68	3	5	.600	0	0	---	2	5	.400	5	13	18	4	19	0	2	5	0	8	2.0	4
NEWBLE	11	21	3	5	.600	1	3	.333	0	0	---	1	2	3	1	4	0	1	1	0	7	0.6	7
MORTON	2	9	2	5	.400	0	0	---	2	2	1.000	0	0	0	0	1	0	0	1	0	6	3.0	6
ROBERTS	1	7	3	4	.750	0	0	---	0	2	.00	1	1	2	0	0	0	0	1	0	6	6.0	6
DUDLEY	5	28	2	5	.400	0	0	---	1	2	.500	4	2	6	2	4	0	0	2	0	5	1.0	2
POWE	3	9	1	4	.250	0	0	---	3	4	.750	1	1	2	0	3	0	0	1	0	5	1.7	4
KINSEY	9	11	1	3	.333	0	0	---	2	2	1.00	1	1	2	0	2	0	1	1	0	4	0.4	2
H. JAMES	8	22	1	10	.100	0	3	.000	2	4	.500	1	2	2	2	2	0	1	1	0	4	0.5	4
MOKESKI	3	10	1	2	.500	0	0	---	2	2	1.000	0	2	2	0	2	0	1	0	1	4	1.3	2
DW. JONES	5	20	1	2	.500	0	0	---	1	2	.500	2	4	6	0	4	0	0	1	1	3	0.6	2
B. THOMAS	3	8	1	2	.500	1	2	.500	0	0	---	0	1	1	1	0	0	1	0	0	3	1.0	3
BROOKS	1	8	0	1	.000	0	0	---	2	2	1.000	0	0	0	0	2	1	0	0	0	2	2.0	2
CROTTY	2	9	0	0	---	0	0	---	2	2	1.000	1	0	1	1	0	0	1	1	1	2	1.0	2
CURRY	2	17	1	4	.250	0	1	.000	0	0	---	1	0	1	2	1	0	0	0	1	2	1.0	2
GARRETT	4	5	0	0	---	0	0	---	2	4	.500	0	0	0	0	0	0	0	0	0	2	0.5	2
GUIDINGER	4	15	1	3	.333	0	0	---	0	2	.000	1	0	1	0	1	0	0	2	1	2	0.5	2
D. JACKSON	5	25	1	5	.200	0	0	---	0	2	.00	0	5	5	1	5	0	0	1	0	2	0.4	2
MARION	6	25	1	6	.167	0	0	---	0	0	---	2	4	6	1	1	0	2	0	0	2	0.3	2
SCOTT	1	3	1	2	.500	0	0	---	0	0	---	0	0	0	0	0	0	0	1	1	2	2.0	2
C. THOMAS	1	11	0	1	.000	0	0	---	2	3	.667	1	0	1	0	2	0	0	0	0	2	2.0	2
K. WILLIAMS	2	7	1	2	.500	0	0	---	0	0	---	0	0	0	1	1	0	0	0	0	2	1.0	2
HAYWOOD	1	2	0	1	.000	0	0	---	0	0	---	0	0	0	0	0	0	0	0	0	0	0.0	0
J. WILLIAMS	3	4	0	2	.000	0	2	.000	0	0	---	0	0	0	0	1	0	0	0	0	0	0.0	0
A. HENDERSON	2	9	0	2	.000	0	0	.000	0	0	.000	1	1	2	0	1	0	0	0	0	0	0.0	0
R. ANDERSON	2	9	0	3	.000	0	0	---	0	0	---	1	2	3	0	0	0	0	0	0	0	0.0	0
POLLARD	3	2	0	0	---	0	0	---	0	0	---	0	0	0	0	1	0	0	0	0	0	0.0	0
KEYS	1	12	0	3	.000	0	1	.000	0	0	---	0	3	3	1	1	0	0	2	0	0	0.0	0
DREILING	1	7	0	2	.000	0	0	---	0	0	---	0	1	1	0	2	0	0	0	0	0	0.0	0
AMAECHI	1	2	0	1	.000	0	0	---	0	0	---	0	0	0	0	0	0	0	0	0	0	0.0	0
LANG	1	2	0	0	---	0	0	---	0	0	---	0	0	0	0	0	0	0	0	0	0	0.0	0
S. BROWN	1	1	0	0	---	0	0	---	0	0	---	0	0	0	0	0	0	0	0	0	0	0.0	0
DONNY MARSHALL	1	1	0	0	---	0	0	---	0	0	---	0	0	0	0	0	0	0	0	0	0	0.0	0
TM TOTAL	207	50040	7452	14798	.504	1302	3593	.362	4112	5490	.749	2101	5743	7844	3928	3984	50	1342	2587	926	20318	98.2	137
OPP. TOTAL	207	50404	7466	15103	.494	1166	3395	.343	3781	5007	.755	2028	5431	7459	3998	4269	46	1335	2474	879	19879	96.0	132

Playoff Moments

A Miracle

The first playoff series in franchise history was a matchup against the Washington Bullets in 1976. The seven-game series was highlighted by three last-second game-winning shots by the Cavaliers, who went on to win 4-3 in the series that became known as the "Miracle of Richfield."



To The Eastern Conference Finals

The Cavaliers advanced to their first Conference Finals since 1976 after defeating the Boston Celtics 4-3 in the 1992 NBA Playoffs. In Game 7 of their semifinals win, six players scored in double figures for the Cavs, who shot .590 from the field and finished with a franchise postseason-record 42 assists on 49 baskets.

What a Show

In Game 5 of the 2007 Eastern Conference Finals, one of the greatest playoff performances in NBA history was on display. In the last 16 minutes of a double-overtime 109-107 win, LeBron James scored 29 of Cleveland's 30 points, including the team's final 25 points. The Cavs would go on to close out the series in Game 6 in Cleveland and advance to their first-ever NBA Finals.



Finals in The Land

The Cavaliers played their first NBA Finals game in Cleveland on June 12, 2007 when they faced off against the San Antonio Spurs. This would be the first of five NBA Finals appearances for the Cavaliers.

41 APIECE

Trailing 3-1 in the 2016 NBA Finals, the Cavs avoided elimination by defeating the Golden State Warriors, 112-97, in Game 5. Kyrie Irving (41 pts, 17-24 FG, 5-7 3FG, 6 asts) and LeBron James (41 pts, 16-30 FG, 4-8 3FG, 16 rebs, 7 asts, 3 stls, 3 blks) came up huge as they became the first teammates in NBA Finals history to score 40 points apiece. The win was an historical moment for Cleveland, who ended up winning the next two games en route to their first-ever NBA championship.



Eastern Conference Finals Champions

2007



2015



2016



2017



2018



Cavaliers Individual Playoff Records

	Most Points	Player	Opponent	Date
Game	51	LeBron James	@ Golden State (OT)	May 31, 2018
Half	29	LeBron James	vs. Indiana (1st H)	April 18, 2018
	28	LeBron James	@ Boston (1st H)	May 7, 2010
	28	LeBron James	@ Indiana (1st H)	April 20, 2017
	28	Kyrie Irving	vs. Golden State (1st H)	June 9, 2017
Quarter	21	LeBron James	@ Boston (1st Q)	May 7, 2010
	21	Kyrie Irving	vs. Boston (3rd Q)	May 23, 2017
	21	LeBron James	@ Boston (1st Q)	May 15, 2018
Overtime	10	LeBron James	@ Orlando	May 26, 2009

Field Goals Made

Game	20	LeBron James	vs. Orlando	May 20, 2009
Half	13	LeBron James	@ Toronto (2nd H)	May 3, 2018
	12	LeBron James	vs. Indiana (1st H)	April 18, 2018
	11	LeBron James	@ Boston (1st H)	May 7, 2010
	11	LeBron James	vs. Golden State (1st H)	June 7, 2017
Quarter	9	LeBron James	vs. Indiana (1st Q)	April 18, 2018
	9	Kyrie Irving	vs. Boston (3rd Q)	May 23, 2017
Overtime	4	LeBron James	@ Detroit (2nd OT)	May 31, 2007

Field Goals Attempted

Game	38	LeBron James	@ Golden State (OT)	June 4, 2015
Half	19	LeBron James	@ Toronto (2nd H)	May 3, 2018
	19	LeBron James	vs. Golden State (2nd H)	June 16, 2015

3-Pt. Field Goals Made

Game	8	Kevin Love	@ Atlanta	May 8, 2016
	8	J.R. Smith	@ Atlanta	May 20, 2015
Half	7	Kevin Love	vs. Boston (1st H)	May 21, 2017
Overtime	2	LeBron James	@ Orlando	May 26, 2009

3-Pt. Field Goals Attempted

Game	15	J.R. Smith	@ Toronto	May 21, 2016
	15	Kevin Love	@ Atlanta	May 8, 2016
Half	10	J.R. Smith	@ Golden State (1st H)	June 14, 2015
	10	J.R. Smith	vs. Atlanta (1st H)	May 4, 2016
	10	Kevin Love	vs. Boston (1st H)	May 21, 2017
Overtime	5	LeBron James	@ Orlando	May 26, 2009

Free Throws Made

Game	18	LeBron James	@ Orlando	May 24, 2009
Half	13	Brad Daugherty	vs. New Jersey (2nd H)	April 23, 1992
	13	LeBron James	vs. Indiana (2nd H)	April 18, 2018
Quarter	10	LeBron James	vs. Detroit (4th Q)	May 19, 2006
Overtime	5	LeBron James	@ Detroit (1st OT)	May 31, 2007

Free Throws Attempted

Game	24	LeBron James	@ Orlando	May 24, 2009
Half	16	LeBron James	@ Orlando (2nd H)	May 24, 2009
Quarter	12	LeBron James	vs. Detroit (4th Q)	May 19, 2006
	12	LeBron James	@ Orlando (4th Q)	May 24, 2009
Overtime	6	LeBron James	@ Detroit (1st OT)	May 31, 2007

Rebounds – Total

Game	21	Kevin Love	@ Golden State	June 1, 2017
Half	13	Brad Daugherty	vs. Boston	May 2, 1992
	13	LeBron James	@ Boston (2nd H)	May 13, 2010
Overtime	3	Sasha Pavlovic	@ Detroit	May 31, 2010
	3	LeBron James	@ Golden State	June 4, 2015
	3	M. Dellavedova	@ Golden State	June 7, 2015

Rebounds – Offensive

Game	10	Z. Ilgauskas	vs. San Antonio	June 12, 2007
Half	7	Tristan Thompson	@ Atlanta	May 6, 2016
	7	Tristan Thompson	vs. Golden State	June 8, 2016

Rebounds – Defensive

Game	16	Brad Daugherty	vs. New Jersey	May 9, 1993
	16	LeBron James	@ Boston	May 13, 2010
	16	Kevin Love	@ Golden State	June 1, 2017
Half	12	LeBron James	@ Boston (2nd H)	May 13, 2010
Overtime	3	LeBron James	@ Golden State	June 4, 2015

Assists

	Game	Player	Opponent	Date
Halftime	18	Mark Price	vs. Philadelphia	May 3, 1990
	10	John Bagley	vs. Boston (1st H)	April 23, 1985
	10	Mark Price	vs. Philadelphia (1st H)	May 3, 1990
	10	Mark Price	vs. New Jersey (1st H)	April 25, 1992
	10	Mark Price	@ Boston (1st H)	May 10, 1992
Overtime	10	LeBron James	@ Golden State (1st H)	June 4, 2017
	2	LeBron James	@ Toronto	May 1, 2018
	2	Foote Walker	@ Washington	April 26, 1976
	2	Larry Nance	@ Boston	May 10, 1992

Steals

Game	6	Ron Harper	@ Chicago	May 8, 1988
	6	Mark Price	vs. New Jersey	May 1, 1993
	6	John Williams	@ New York	April 29, 1995
	6	Kevin Love	vs. Golden State	June 7, 2017
Half	4	on 12 occasions		
Overtime	2	Iman Shumpert	@ Golden State	June 7, 2015

Blocked Shots

Game	6	Nate Thurmond	vs. Boston	May 14, 1976
	6	Larry Nance	vs. New Jersey	April 23, 1992
	6	Z. Ilgauskas	@ Detroit	May 17, 2006
Half	4	Tree Rollins	@ Chicago (1st H)	May 3, 1989
	4	Larry Nance	vs. Chicago (1st H)	May 23, 1992
	4	Z. Ilgauskas	@ Detroit (1st H)	May 17, 2006
	4	Z. Ilgauskas	vs. Boston (1st H)	May 11, 2010
	4	T. Mozgov	vs. Boston (1st H)	April 21, 2015
Overtime	1	on seven occasions		

Highest Field Goal Percentage (Min. 10 Made in Game)

Game	91.7	Larry Nance	vs. Chicago (11-12)	May 15, 1993
	91.7	Drew Gooden	vs. Washington (11-12)	April 25, 2006
Half	100.0	Foots Walker	@ Washington (7-7)	April 13, 1977
	100.0	J.R. Smith	vs. Toronto (6-6)	May 7, 2018

Opponents Individual Playoff Records

Most Points	Player	Opponent	Date
Game	55	Michael Jordan @ Chicago	May 1, 1988
Half	30	Michael Jordan @ Chicago (2nd H)	May 3, 1989
	30	Michael Jordan vs. Chicago (2nd H)	May 7, 1989
Quarter	21	Paul George @ Indiana (2nd Q)	April 20, 2017
Overtime	8	Gilbert Arenas vs. Washington	May 3, 2006

Field Goals Made

Game	24	Michael Jordan @ Chicago	May 1, 1988
Half	14	Michael Jordan @ Chicago (1st H)	May 1, 1988
Quarter	9	Michael Jordan @ Chicago (3rd Q)	May 5, 1989
Overtime	3	Gilbert Arenas vs. Washington	May 3, 2006

Field Goals Attempted

Game	45	Michael Jordan @ Chicago	May 1, 1988
Half	25	Michael Jordan @ Chicago (1st H)	May 1, 1988

3-Pt. Field Goals Made

Game	9	Stephen Curry @ Golden State	June 3, 2018
	7	Derek Harper vs. New York	May 4, 1995
	7	Stephen Curry @ Golden State	June 10, 2016
	7	Stephen Curry vs. Golden State	June 8, 2018
	7	Stephen Curry @ Golden State	June 14, 2015
Half	7	Marcus Smart vs. Boston	May 21, 2017
	6	Stephen Curry vs. Golden State	June 9, 2015

3-Pt. Field Goals Attempted

Game	17	Stephen Curry @ Golden State	June 3, 2018
	15	Stephen Curry vs. Golden State	June 8, 2018
	15	Paul George @ Indiana	April 20, 2017
Half	9	Stephen Curry vs. Golden State (2nd H)	June 13, 2016
	9	Stephen Curry @ Golden State (1st H)	June 3, 2018
	9	Stephen Curry vs. Golden State (2nd H)	June 8, 2018
Overtime	2	on six occasions	

Free Throws Made

Game	22	Michael Jordan @ Chicago	May 5, 1989
Half	13	Michael Jordan @ Chicago (1st H)	May 5, 1989
Quarter	10	Gilbert Arenas vs. Washington (4th Q)	April 22, 2006
	10	Stephen Curry @ Golden State (1st Q)	June 4, 2017
Overtime	5	Rasheed Wallace@ Detroit	May 31, 2007

Free Throws Attempted

Game	27	Michael Jordan @ Chicago	May 5, 1989
Half	16	Michael Jordan @ Chicago (1st H)	May 5, 1989
Quarter	11	Gilbert Arenas vs. Washington (4th Q)	April 22, 2006
Overtime	6	Rasheed Wallace@ Detroit	May 31, 2007

Rebounds – Total

Game	26	Bismack Biyombo @ Toronto	May 21, 2016
Half	16	Bismack Biyombo @ Toronto	May 21, 2016
Overtime	3	Scottie Pippen @ Chicago	May 5, 1989
	3	Jared Jeffries @ Washington	May 5, 2006

Rebounds – Offensive

Game	11	Dave Cowens vs. Boston	May 14, 1976
	11	Charles Barkley @ Philadelphia	April 26, 1990
Half	8	Dave Cowens vs. Boston (2nd H)	May 14, 1976

Rebounds – Defensive

Game	19	Elvin Hayes vs. Washington	April 15, 1977
Half	14	Elvin Hayes vs. Washington	April 15, 1977

Assists

Game	Player	Opponent	Date
Game	19	Rajon Rondo vs. Boston	May 3, 2010
Half	12	Rajon Rondo vs. Boston	May 3, 2010
Overtime	3	Draymond Green @ Golden State	May 31, 2018

Steals

Game	6	Thaddeus Young vs. Indiana	April 17, 2017
Half	4	Jo Jo White @ Boston (2nd H)	May 6, 1976
	4	Michael Jordan vs. Chicago (1st H)	April 28, 1989
	4	Mookie Blaylock vs. New Jersey (2nd H)	April 30, 1992
	4	Jimmy Butler @ Chicago (1st H)	May 8, 2015
Overtime	1	on nine occasions	

Blocked Shots

Game	9	Derrick Coleman @ New Jersey	May 7, 1993
Half	8	Derrick Coleman @ New Jersey	May 7, 1993
Overtime	2	Luc Longley vs. Chicago	May 3, 1994

Turnovers

Game	8	Jason Kidd vs. New Jersey	May 16, 2007
	8	Jason Kidd vs. New Jersey	May 8, 2007
	8	Scottie Pippen vs. Chicago	May 3, 1994
	8	Reggie Miller vs. Indiana	April 30, 1998
	8	Stephen Curry @ Golden State	June 4, 2017
Half	6	Michael Jordan @ Chicago (2nd H)	May 8, 1988
	6	Reggie Miller vs. Indiana (2nd H)	April 30, 1998
	6	Stephen Curry @ Golden State (1st H)	June 4, 2017

Highest Field Goal Percentage (Min. 10 Made in Game)

Game	85.7	Chris Morris @ New Jersey (12-14)	April 28, 1992
Half	100.0	Chris Morris @ New Jersey (8-8, 1st H)	April 28, 1992

Cavaliers Team Playoff Records

Most Points	Opponent	Date
Game 137	vs. Golden State	June 9, 2017
Half 86	vs. Golden State	June 9, 2017
Quarter 49	vs. Golden State (1st Q)	June 9, 2017
Overtime 14	vs. Washington	May 3, 2006
14	@ Orlando	May 26, 2009

Field Goals Made		
Game 53	@ Boston	April 18, 1985
Half 28	vs. Washington (2nd H)	April 13, 1976
28	@ Boston (2nd H)	April 18, 1985
28	vs. Golden State (1st H)	June 9, 1977
Quarter 19	@ Washington (4th Q)	April 13, 1977
Overtime 5	@ Washington	April 26, 1976
5	@ Orlando	May 26, 2009

Field Goals Attempted		
Game 113	@ Washington	April 13, 1977
Half 61	@ Washington (2nd H)	April 13, 1977
Quarter 34	@ Washington (4th Q)	April 13, 1977
Overtime 9	on seven occasions	

3-Pt. Field Goals Made		
Game 25	vs. Atlanta	May 4, 2016
Half 18	vs. Atlanta (1st H)	May 4, 2016
Quarter 10	vs. Atlanta (2nd Q)	May 4, 2016
Overtime 2	vs. Atlanta	May 24, 2015

3-Pt. Field Goals Attempted		
Game 45	vs. Atlanta	May 4, 2016
45	vs. Golden State	June 9, 2017
Half 27	vs. Atlanta	May 4, 2016
Overtime 5	@ Orlando	May 26, 2009

Free Throws Made		
Game 39	vs. New Jersey	April 23, 1992
Half 29	vs. New Jersey (2nd H)	April 23, 1992
Quarter 21	vs. New Jersey (4th Q)	April 23, 1992
Overtime 6	vs. Washington	May 3, 2006
6	@ Orlando	May 26, 2009

Free Throws Attempted		
Game 46	vs. Detroit	June 2, 2007
Half 32	vs. Indiana (2nd H)	April 23, 1992
Quarter 22	vs. Golden State (1st Q)	June 9, 2017
Overtime 7	vs. Washington	May 3, 2006

Rebounds - Total		
Game 59	@ Golden State	June 1, 2017
Half 33	vs. Washington (2nd H)	April 25, 2007
33	@ Washington (2nd H)	April 13, 1977
33	@ New Jersey (2nd H)	April 30, 1992
Quarter 24	vs. Washington (1st Q)	April 15, 1977
Overtime 7	@ Golden State	June 7, 2015

Rebounds - Offensive		
Game 24	@ Washington	April 13, 1977
24	@ New Jersey	April 28, 1992
Half 14	@ Washington (2nd H)	April 13, 1977
Overtime 2	on three occasions	

Rebounds - Defensive	Opponent	Date
Game 44	@ Golden State	June 1, 2017
Half 25	vs. Washington (2nd H)	April 25, 2007
Overtime 5	@ Washington	May 5, 2006
5	vs. Atlanta	May 24, 2015
5	@ Golden State	June 7, 2015

Assists		
Game 42	vs. Boston	May 17, 1992
Half 22	vs. Boston (1st H)	May 17, 1992
Overtime 3	@ Chicago	May 5, 1989
3	vs. Atlanta	May 24, 2015

Personal Fouls		
Game 40	vs. Boston	April 25, 1985
Half 23	@ Orlando (2nd H)	May 24, 2009
Overtime 6	@ Detroit (1st OT)	May 31, 2007
Steals		
Game 15	@ Golden State	June 5, 2016
15	@ Golden State	June 4, 2017
Half 10	@ Golden State (1st H)	June 4, 2017
Overtime 3	@ Golden State	June 7, 2015

Blocked Shots		
Game 13	@ Chicago	May 3, 1989
Half 10	vs. Chicago (2nd H)	April 17, 2010
Overtime 2	@ Detroit (2nd OT)	May 31, 2007

Turnovers		
Game 24	@ Boston	May 9, 1976
24	@ New York	April 29, 1995
24	@ Boston	May 13, 2010
Half 16	@ New Jersey (1st H)	May 7, 1993
Quarter 10	@ New Jersey (2nd Q)	May 7, 1993
10	@ Golden State (2nd Q)	June 1, 2017
Overtime 4	@ Orlando	May 5, 2006

Highest Field Goal Percentage		
Game 59.5	vs. Toronto (50-84)	May 7, 2018
59.5	at Toronto (50-84)	May 3, 2018
59.5	@ Boston (44-74)	May 7, 2010
59.5	vs. Boston (44-74)	May 23, 2017
Half 71.1	vs. Boston (27-38, 2nd H)	May 23, 2017
Quarter 78.6	at Toronto (11-14, 4th Q)	May 5, 2017
Overtime 66.7	vs. Washington (4-6)	May 3, 2006

Highest 3-Pt. Field Goal Percentage		
Game 70.0	vs. New Jersey (7-10)	April 29, 1993
Half 100.0	@ New York (4-4, 1st H)	April 27, 1995
Overtime 100.0	@ Chicago (1-1)	May 5, 1989

Highest Free Throw Percentage		
Game 96.3	vs. Indiana	April 25, 2018
95.8	@ Chicago	May 10, 2015
Half 100.0	vs. New Jersey (16-16, 1st H)	April 25, 1992
Quarter 100.0	vs. New Jersey (21-21, 4th Q)	April 23, 1992
Overtime 100.0	vs. Chicago (1-1)	May 3, 1994
100.0	@ Washington (1-1)	May 5, 2006

Opponents Team Playoff Records

Most Points	Opponent	Date
Game 132	vs. New York	April 12, 1978
132	@ Golden State	June 4, 2017
Half 74	@ Indiana	April 20, 2017
Quarter 43	@ Detroit (2nd Q)	May 7, 2006
Overtime 17	@ Golden State	May 31, 2018

Field Goals Made

Game 56	vs. New York	April 12, 1978
Half 30	vs. New York (2nd H)	April 12, 1978
Quarter 16	vs. New York (1st & 3rd Q)	April 12, 1978
16	@ Chicago (1st Q)	May 3, 1989
16	@ Golden State (1st Q)	June 1, 2017
Overtime 5	@ Washington	April 26, 1976

Field Goals Attempted

Game 106	@ Chicago	May 1, 1988
106	@ Golden State	June 1, 2017
Half 61	@ Golden State (1st H)	June 1, 2017
Quarter 32	@ Golden State (1st Q)	June 1, 2017
Overtime 9	vs. Washington	May 3, 2006
9	@ Washington	May 5, 2006
9	vs. Atlanta	May 24, 2015
9	@ Golden State	June 7, 2015

3-Pt. Field Goals Made

Game 18	@ Golden State	June 4, 2017
Half 12	vs. Golden State (1st H)	June 7, 2017

3-Pt. Field Goals Attempted

Game 43	@ Golden State	June 13, 2016
43	@ Golden State	June 4, 2017
Half 24	@ Indiana	April 20, 2017
Overtime 6	vs. Atlanta	May 24, 2015

Free Throws Made

Game 39	vs. Boston	April 25, 1985
39	@ Orlando	May 24, 2009
Half 30	@ Orlando (2nd H)	May 24, 2009
Quarter 19	@ Orlando (4th Q)	May 24, 2009
Overtime 7	@ Detroit (1st OT)	May 31, 2007

Free Throws Attempted

Game 51	@ Orlando	May 24, 2009
Half 35	@ Orlando (2nd H)	May 24, 2009
Quarter 23	@ Orlando (4th)	May 24, 2009
Overtime 8	@ Detroit (1st OT)	May 31, 2007

Rebounds - Total

Game 63	vs. Boston	May 11, 1976
Half 33	vs. Washington (1st H)	April 13, 1976
33	vs. Boston (1st H)	May 11, 1976
Quarter 20	vs. Washington (2nd Q)	April 13, 1976
20	vs. Boston (1st Q)	May 11, 1976
Overtime 8	@ Chicago	May 5, 1989

Rebounds - Offensive

Game 24	@ Chicago	May 1, 1988
Half 13	vs. Boston (1st H)	May 11, 1976
13	@ Philadelphia (2nd H)	April 26, 1990
13	@ Chicago (1st H)	May 21, 1992
13	@ Philadelphia (2nd H)	April 26, 1990
13	@ Chicago (1st H)	May 21, 1992

Rebounds - Defensive	Opponent	Date
Game 43	@ Golden State	June 4, 2017
Half 24	@ San Antonio (1st H)	June 10, 2007

Assists

Game 41	@ Boston	May 15, 1992
Half 21	@ Boston (1st H)	May 15, 1992
21	vs. Cleveland	June 7, 2017
Overtime 2	@ Chicago	May 5, 1989

Personal Fouls

Game 35	vs. Indiana	April 30, 1998
Half 20	vs. Indiana (2nd H)	April 30, 1998
Overtime 4	@ Chicago	May 5, 1989
4	vs. Washington	May 3, 2006

Steals

Game 14	@ Indiana	April 17, 1977
Half 9	@ Washington (1st H)	April 24, 2008
Overtime 3	@ Golden State	June 4, 2015

Blocked Shots

Game 14	@ New Jersey	May 7, 1993
Half 11	@ New Jersey (2nd H)	May 7, 1993
Overtime 3	@ Detroit (2nd OT)	May 31, 2007

Turnovers

Game 26	@ Washington	April 15, 1976
26	@ New York	April 29, 1995
Half 15	@ Washington (1st H)	April 15, 1976
15	@ New York (1st H)	April 29, 1995
Quarter 10	vs. Washington (2nd Q)	April 15, 1977
Overtime 4	@ Golden State	June 7, 2015

Highest Field Goal Percentage

Game 63.0	@ New York (46-73)	April 27, 1995
Half 71.4	@ New York (25-35, 2nd H)	April 27, 1995
Quarter 81.3	@ New York (13-16, 3rd Q)	April 27, 1995
Overtime 71.4	@ Washington (5-7)	April 26, 1976

Highest 3-Pt. Field Goal Percentage

Game 100.0	vs. Chicago (3-3)	May 23, 1992
Half 100.0	vs. Chicago (4-4, 2nd H)	April 28, 1989

Cavaliers All-Time Playoff Leaders

GAMES PLAYED			POINTS SCORED			SCORING AVERAGE			ASSISTS		
1	LeBron James	152	1	LeBron James	4,573	(Minimum 150 points)			1	LeBron James	1,188
2	J.R. Smith	79	2	Kyrie Irving	1,243	1	LeBron James	30.1	2	Mark Price	327
3	Tristan Thompson	78	3	Kevin Love	966	2	Kyrie Irving	23.9	3	Kyrie Irving	243
4	Zydrunas Ilgauskas	71	4	Mark Price	818	3	Brad Daugherty	19.1	4	Craig Ehlo	164
	Anderson Varejao	71	5	J.R. Smith	809	4	Ron Harper	18.8	5	Delonte West	141
6	Kevin Love	63	6	Zydrunas Ilgauskas	784	5	Mark Price	17.4	6	Brad Daugherty	137
7	Iman Shumpert	58	7	Brad Daugherty	782	6	Larry Nance	16.9	7	Mo Williams	120
8	Kyrie Irving	52	8	Larry Nance	693	7	Campy Russell	15.8	8	Kevin Love	116
9	Daniel Gibson	50	9	Tristan Thompson	598	8	Kevin Love	15.3	9	Larry Nance	110
10	Mark Price	47	10	John Williams	559	9	Antwan Jamison	15.3	10	Matthew Dellavedova	109
						10	Jim Chones	14.5			
FIELD GOALS MADE			FIELD GOALS ATTEMPTED			FIELD GOAL %			STEALS		
1	LeBron James	1,628	1	LeBron James	3,359	(Minimum 50 FGM)			1	LeBron James	264
2	Kyrie Irving	455	2	Kyrie Irving	978	1	Tristan Thompson	.564	2	J.R. Smith	77
3	Zydrunas Ilgauskas	313	3	Kevin Love	776	2	Channing Frye	.558	3	Kyrie Irving	76
	Kevin Love	313	4	J.R. Smith	680	3	Larry Nance	.527	4	Anderson Varejao	67
5	Larry Nance	283	5	Zydrunas Ilgauskas	656	4	Ron Harper	.523	5	Mark Price	64
6	Mark Price	280	6	Mark Price	603	5	Brad Daugherty	.519	6	Craig Ehlo	47
	J.R. Smith	280	7	Larry Nance	537	6	Drew Gooden	.503	7	Kevin Love	46
8	Brad Daugherty	275	8	Brad Daugherty	530	7	Anderson Varejao	.494	8	John Williams	45
9	Tristan Thompson	224	9	John Williams	426	8	Richard Jefferson	.492		Larry Hughes	45
10	John Williams	206	10	Tristan Thompson	397	9	Timofey Mozgov	.491		Iman Shumpert	45
						10	Mike Sanders	.486			
FREE THROWS MADE			FREE THROWS ATTEMPTED			FREE THROW %			BLOCKED SHOTS		
1	LeBron James	1,070	1	LeBron James	1,466	(Minimum 20 FTM)			1	LeBron James	162
2	Brad Daugherty	232	2	Brad Daugherty	307	1	Mark Price	.944	2	Larry Nance	93
3	Kyrie Irving	211	3	Tristan Thompson	242	2	World B. Free	.920	3	Zydrunas Ilgauskas	82
4	Mark Price	202	4	Kyrie Irving	241	3	John Battle	.913	4	Tristan Thompson	63
5	Kevin Love	199	5	Kevin Love	233	4	Kyle Korver	.906	5	John Williams	53
6	Zydrunas Ilgauskas	156	6	Mark Price	214	5	Wally Szczerbiak	.897	6	Brad Daugherty	40
7	Tristan Thompson	150	7	Zydrunas Ilgauskas	209	6	Bingo Smith	.893	7	Timofey Mozgov	39
8	John Williams	147	8	John Williams	198	7	Derek Anderson	.885		Anderson Varejao	39
9	Larry Nance	127	9	Larry Nance	162	8	Kyrie Irving	.876	9	Kevin Love	34
10	Anderson Varejao	100	10	Anderson Varejao	159	9	Daniel Gibson	.871	10	Kyrie Irving	32
						10	Terrell Brandon	.871			
3-PT. FIELD GOALS MADE			3-PT. FIELD GOALS			3-PT. FIELD GOAL %			MINUTES PLAYED		
(Commencing w/79-80)			(Commencing w/79-80)			(Minimum 5 3-Pt. FGM)			(Commencing w/79-80)		
1	LeBron James	247	1	LeBron James	764	(Commencing w/79-80)			1	LeBron James	6,421
2	J.R. Smith	200	2	J.R. Smith	493	1	Channing Frye	.541	2	J.R. Smith	2,483
3	Kevin Love	141	3	Kevin Love	349	2	Chris Mills	.500	3	Tristan Thompson	2,326
4	Kyrie Irving	122	4	Kyrie Irving	294		Jamario Moon	.500	4	Zydrunas Ilgauskas	2,019
5	Kyle Korver	72	5	Kyrie Irving	178	4	Anthony Parker	.455	5	Kevin Love	1,958
6	Daniel Gibson	57	6	Mark Price	166	5	Dan Majerle	.435	6	Kyrie Irving	1,891
7	Mark Price	56	7	Mo Williams	159	6	Kyrie Irving	.415	7	Mark Price	1,691
	Iman Shumpert	56	8	Iman Shumpert	153	7	Daniel Gibson	.407	8	Brad Daugherty	1,600
9	Mo Williams	55	9	Daniel Gibson	140	8	J.R. Smith	.406		Anderson Varejao	1,600
10	Channing Frye	46	10	Craig Ehlo	113	9	Kyle Korver	.404	10	Larry Nance	1,564
						10	Kevin Love	.404			
OFFENSIVE REBOUNDS			DEFENSIVE REBOUNDS			TOTAL REBOUNDS			PERSONAL FOULS		
1	Tristan Thompson	287	1	LeBron James	1,161	1	LeBron James	1,388	1	LeBron James	377
2	LeBron James	227	2	Kevin Love	484	2	Tristan Thompson	666	2	Zydrunas Ilgauskas	220
3	Zydrunas Ilgauskas	180	3	Tristan Thompson	379	3	Kevin Love	609		Anderson Varejao	220
4	Anderson Varejao	147	4	Zydrunas Ilgauskas	343	4	Zydrunas Ilgauskas	523	4	J.R. Smith	204
5	Kevin Love	125	5	Brad Daugherty	330	5	Brad Daugherty	419	5	Tristan Thompson	167
6	Larry Nance	110	6	Anderson Varejao	258	6	Anderson Varejao	405	6	Kevin Love	150
7	John Williams	99	7	J.R. Smith	223	7	Larry Nance	330	7	John Williams	143
8	Brad Daugherty	89	8	Larry Nance	220	8	Hot Rod Williams	305	8	Larry Nance	134
9	Drew Gooden	80	9	John Williams	206	9	Drew Gooden	258	9	Iman Shumpert	118
10	Timofey Mozgov	62	10	Drew Gooden	178	10	J.R. Smith	254	10	Brad Daugherty	113
										Kyrie Irving	113

All-Time Playoff Records

Team	Year	Home	Away	Total	Team	Year	Home	Away	Total
ATLANTA	2009	2-0	2-0	4-0	INDIANA	1998	1-1	0-2	1-3
	2015	2-0	2-0	4-0		2017	2-0	2-0	4-0
	2016	2-0	2-0	4-0		2018	3-1	1-2	4-3
	Total	6-0	6-0	12-0		Total	6-2	3-4	9-6
	Pct.	1.000	1.000	1.000		Pct.	.750	.429	.600
BOSTON	1976	2-1	0-3	2-4	NEW JERSEY	1992	2-0	1-1	3-1
	1985	1-1	0-2	1-3		1993	2-1	1-1	3-2
	1992	3-1	1-2	4-3		2007	2-1	2-1	4-2
	2008	3-0	0-4	3-4		Total	6-2	4-3	10-5
	2010	1-2	1-2	2-4		Pct.	.750	.571	.667
	2015	2-0	2-0	4-0	NEW YORK	1978	0-1	0-1	0-2
	2017	1-1	3-0	4-1		1995	0-2	1-1	1-3
	2018	3-0	1-3	4-3		1996	0-2	0-1	0-3
	Total	16-6	8-16	24-22		Total	0-5	1-3	1-8
	Pct.	.727	.333	.522		Pct.	.000	.250	.111
CHICAGO	1988	2-0	0-3	2-3	ORLANDO	2009	2-1	0-3	2-4
	1989	1-2	1-1	2-3		Pct.	.667	.000	.333
	1992	1-2	1-2	2-4	PHILADELPHIA	1990	2-0	0-3	2-3
	1993	0-2	0-2	0-4		Pct.	1.000	.000	.400
	1994	0-1	0-2	0-3	SAN ANTONIO	2007	0-2	0-2	0-4
	2010	3-0	1-1	4-1		Pct.	.000	.000	.000
	2015	2-1	2-1	4-2	TORONTO	2016	3-0	1-2	4-2
	Total	9-8	5-12	14-20		2017	2-0	2-0	4-0
DETROIT	Pct.	.529	.294	.412		2018	2-0	2-0	4-0
	2006	2-1	1-3	3-4		Total	7-0	5-2	12-2
	2007	3-0	1-2	4-2		Pct.	1.000	.714	.857
	2009	2-0	2-0	4-0	WASHINGTON	1976	3-1	1-2	4-3
	2016	2-0	2-0	4-0		1977	1-0	0-2	1-2
	Total	9-1	6-5	15-6		2006	2-1	2-1	4-2
	Pct.	.900	.545	.714		2007	2-0	2-0	4-0
GOLDEN STATE	2015	1-2	1-2	2-4		2008	2-1	2-1	4-2
	2016	2-1	2-2	4-3		Total	10-3	7-6	17-9
	2017	1-1	0-3	1-4		Pct.	.769	.538	.654
	2018	0-2	0-2	0-4					
	Total	4-6	3-9	7-15					
	Pct.	.400	.250	.318					

Cavaliers Playoff Miscellaneous Records

Cavaliers

Biggest Win	130-86
Biggest Win (Home)	116-78
Biggest Win (Road)	130-86
Biggest Loss	72-108
Biggest Loss (Home)	88-120
Most Games Won	16
Most Games Lost	10
Longest Game	2OT
Longest Winning Streak	13
Longest Losing Streak	8
Longest Winning Streak (Home)	8
	8
Longest Losing Streak (Home)	7
Longest Winning Streak (Road)	9
Longest Losing Streak (Road)	14
Most Points in Winning Game	137
Most Points in Losing Game	123
Least Points in Game	61
Most Points in Quarter	49
Least Points in Quarter	8
Most Points in Half	86
Least Points in Half	23
Most Points in OT period	14
	14
Least Points in OT period	2
Lowest FG% in Game	.315
Biggest Rebound Differential	55-28
Least Turnovers in Game	3
Biggest Halftime Lead	72-31
Biggest Halftime Deficit to Overcome	49-74

Opponents

Most Points in Game	132
	132
Most Points in Losing Game	120
Least Points in Game	68
Most Points in Quarter	43
Least Points in Quarter	6
Most Points in Half	74
Least Points in Half	28
Most Points in OT period	17
Least Points in OT period	6
	6
	6
Lowest FG% in Game	.315

(44) @ Boston	5/19/17
(38) vs. Toronto	5/25/16
(44) @ Boston	5/19/17
(36) @ Washington	4/24/08
(32) vs. Boston	5/11/10
	2016
	2018
@ Detroit	5/31/07
Golden-State-Indiana-Toronto-Boston	6/13/16-5/19/17
Chicago-New York	5/11/93-4/27/95
Indiana-Toronto-Boston	4/18/18-5/25/18
Detroit-Atlanta-Toronto-Golden State	4/17/16-6/8/16
Chicago-New York	5/15/93-4/27/96
Golden-State-Indiana-Toronto-Boston	6/13/16-5/25/17
Washington-Chicago	4/21/76-5/3/89
vs. Golden State	6/9/17
@ Boston	4/18/85
@ Detroit	5/21/06
vs. Golden State (1st Q)	6/9/17
@ New Jersey	5/18/07
vs. Golden State (1st H)	6/9/17
@ Detroit (2nd H)	5/21/06
@ Orlando	5/26/09
vs. Washington	5/3/06
@ Golden State	6/4/15
@ Boston	5/6/08
(27) @ Atlanta	5/6/16
@ Toronto	5/3/18
(41) at Boston	5/19/17
(25) at Indiana	4/20/17

vs. New York	4/12/78
@ Golden State	6/4/17
vs. Washington	5/3/06
@ Detroit	4/24/09
@ Detroit (2nd Q)	5/7/06
vs. New Jersey (4th Q)	5/16/07
@ Indiana (1st H)	4/20/17
vs. Atlanta (2nd H)	5/5/09
@ Golden State	5/31/18
@ Chicago	5/5/89
@ Washington	5/5/06
@ Golden State	5/7/15
vs. Atlanta	5/11/09

Playoff Overtime Games

	Date	W/L	Cle	Opp
ATLANTA	5/24/2015 vs. Atlanta	W	114	111
BOSTON	5/10/1992 @ Boston	W	114	112
CHICAGO	5/5/1989 @ Chicago	W	108	105
	5/3/1994 @ Cleveland	L	92	95
DETROIT	5/31/2007 @ Detroit (2 OT)	W	109	107
GOLDEN STATE	6/4/2015 @ Golden State	L	100	108
	6/7/2015 @ Golden State	W	95	93
	5/31/2018 @ Golden State	L	114	124
ORLANDO	5/26/2009 @ Orlando	L	114	116
TORONTO	5/1/2018 @ Toronto	W	113	112
WASHINGTON	4/26/1976 @ Washington	L	98	102
	5/3/2006 @ Cleveland	W	121	120
	5/5/2006 @ Washington	W	114	113

Cavaliers All-Time Playoff Totals

Year	Total	Home	Away	OT
1976	6-7	5-2	1-5	0-1
1977	1-2	1-0	0-2	0-0
1978	0-2	0-1	0-1	0-0
1985	1-3	1-1	0-2	0-0
1988	2-3	2-0	0-3	0-0
1989	2-3	1-2	1-1	1-0
1990	2-3	2-0	0-3	0-0
1992	9-8	6-3	3-5	1-0
1993	3-6	2-3	1-3	0-0
1994	0-3	0-1	0-2	0-1
1995	1-3	0-2	1-1	0-0
1996	0-3	0-2	0-1	0-0
1998	1-3	1-1	0-2	0-0
2006	7-6	4-2	3-4	2-0
2007	12-8	7-3	5-5	1-0
2008	7-6	5-1	2-5	0-0
2009	10-4	6-1	4-3	0-1
2010	6-5	4-2	2-3	0-0
2015	14-6	7-3	7-3	2-1
2016	16-5	9-1	7-4	0-0
2017	13-5	6-2	7-3	0-0
2018	12-10	8-3	4-7	1-1
22-Year Totals	125-104	77-36	48-68	8-5
Pct.	.546	.681	.414	.615



All-Time Roster

Brad Daugherty was a five-time NBA All-Star and remains the only Cavalier to ever average 20 points and 10 rebounds in a single season (1990-91, 1991-92, 1992-93).

Cavaliers All-Time Roster

DENG ADEL

Height: 6'7"			Weight: 200"			Born: February 1, 1997						(Louisville '18)					
Signed a Two-Way contract on January 15, 2019.																	
YEAR	GP	MIN	FGM	FGA	FG%	FTM	FTA	FT%	OR	DR	TR	AST	PF-D	STL	BLK	PTS	PPG
2018-19	19	194	11	36	.306	4	4	1.000	3	16	19	5	13-0	1	4	32	1.7
Three-point field goals: 6-23 (.261)																	

GARY ALEXANDER

Height: 6'7"			Weight: 240			Born: November 1, 1969						(South Florida '92)					
Signed as a free agent, March 23, 1994.																	
YEAR	GP	MINS	FGM	FGA	FG%	FTM	FTA	FT%	OR	DR	TR	AST	PF-D	STL	BS	PTS	PPG
1993-94	7	43	7	12	.583	3	7	.429	6	6	12	1	7-0	3	0	17	2.4

LANCE ALLRED

Height: 6'11"			Weight: 250			Born: February 2, 1981			(Weber State '05)								
Signed as a free agent by the Cavaliers on April 4, 2008 and signed 10-day contracts on March 13 and March 25, 2008.																	
YEAR	GP	MINS	FGM	FGA	FG%	FTM	FTA	FT%	OR	DR	TR	AST	PF-D	STL	BS	PTS	PPG
2007-08	3	10	1	4	.250	1	2	.500	0	1	1	0	1-0	0	0	3	1.0

JOHN AMAECHI

Height: 6'10"		Weight: 270		Born: November 26, 1970										(Penn State '95)			
Signed as a free agent, October 5, 1995.																	
YEAR	GP	MINS	FGM	FGA	FG%	FTM	FTA	FT%	OR	DR	TR	AST	PF-D	STL	BS	PTS	PPG
1995-96	28	357	29	70	.414	19	33	.576	13	39	52	9	49-1	6	11	77	2.8

PLAYOFFS

YEAR	GP	MINS	FGM	FGA	FG%	FTM	FTA	FT%	OR	DR	TR	AST	PF-D	STL	BS	PTS	PPG
1996	1	2	0	1	.000	0	0	—	0	0	0	0	0-0	0	0	0	0.0

LOU AMUNDSON

Height: 6'9"			Weight: 225			Born: December 7, 1982							(UNLV '06)				
Signed as a free agent, September 26, 2014.																	
YEAR	GP	MINS	FGM	FGA	FG%	FTM	FTA	FT%	OR	DR	TR	AST	PF-D	STL	BS	PTS	PPG
2014-15	12	79	4	12	.333	3	5	.600	5	15	20	5	22-0	1	0	11	0.9
Three-Point Field Goals: 0-0 (.000)																	

CHRIS ANDERSEN

Height: 6'10"			Weight: 245			Born: July 7, 1978						(Blinn College '99)					
Signed as a free agent on July 21, 2016																	
YEAR	GP	MINS	FGM	FGA	FG%	FTM	FTA	FT%	OR	DR	TR	AST	PF-D	STL	BS	PTS	PPG
2016-17	12	114	9	22	.409	10	14	.7140	9	22	31	5	20-0	5	7	28	2.3
Three-Point Field Goals: 0-3 (.000)																	

CLIFF ANDERSON

Height: 6'5"			Weight: 200			Born: September 7, 1944							(St. Joseph's, PA '67)				
Signed as a free agent, October 15, 1970.																	
YEAR	GP	MINS	FGM	FGA	FG%	FTM	FTA	FT%	OR	DR	TR	AST	PF-D	STL	BS	PTS	PPG
1970-71	23	171	19	59	.322	41	60	.683	—	—	37	16	22-1	—	—	79	3.4

DEREK ANDERSON

Height: 6'5"			Weight: 190			Born: July 18, 1974			(Kentucky '97)								
Drafted by Cleveland in first round, 1997 (13th pick).																	
YEAR	GP	MINS	FGM	FGA	FG%	FTM	FTA	FT%	OR	DR	TR	AST	PF-D	STL	BS	PTS	PPG
1997-98	66	1839	239	586	.408	275	315	.873	55	132	187	227	136-0	86	13	770	11.7
1998-99	38	978	125	314	.398	138	165	.836	20	89	109	145	73-0	48	4	409	10.8
2 Years	104	2817	364	900	.404	413	480	.860	75	221	296	372	209-0	134	17	1179	11.3
Three-Point Field Goals: 1997-98, 17-84 (.202); 1998-99, 21-69 (.304); Total 38-153 (.248)																	

PLAYOFFS

YEAR	GP	MINS	FGM	FGA	FG%	FTM	FTA	FT%	OR	DR	TR	AST	PF-D	STL	BS	PTS	PPG
1998	4	103	10	22	.455	23	26	.885	0	9	9	11	10-0	5	1	43	10.8

RON ANDERSON

Height: 6'7"

Weight: 220

Born: October 15, 1958

(Fresno State '84)

Drafted by Cleveland in second round, 1984 (27th pick).

YEAR	GP	MIN	FGM	FGA	FG%	FTM	FTA	FT%	OR	DR	TR	AST	PF-D	STL	BS	PTS	PPG
1984-85	36	520	84	195	.431	41	50	.820	39	49	88	34	40-0	9	7	210	5.8
1985-86	17	207	37	74	.500	12	16	.750	5	21	26	8	20-0	1	0	86	5.1
2 Years	53	727	121	269	.450	53	66	.803	44	70	114	42	60-0	10	7	296	5.6

Three-Point Field Goals: 1984-85, 1-2 (.500); 1985-86, 0-1 (.000); Total 1-3 (.333).

PLAYOFFS

YEAR	GP	MIN	FGM	FGA	FG%	FTM	FTA	FT%	OR	DR	TR	AST	PF-D	STL	BS	PTS	PPG
1985	2	9	0	3	.000	0	0	—	1	2	3	0	0-0	0	0	0	0

MARTYNAS ANDRIUSKEVICIUS

Height: 7'2"

Weight: 240

Born: March 12, 1986

(Lithuania)

Acquired from Orlando in exchange for a second-round pick and cash on June 29, 2005.

YEAR	GP	MIN	FGM	FGA	FG%	FTM	FTA	FT%	OR	DR	TR	AST	PF-D	STL	BS	PTS	PPG
2005-06	6	9	0	1	.000	0	0	—	1	3	4	0	1-0	2	0	0	0.0

MILOS BABIC

Height: 7'0"

Weight: 240

Born: November 23, 1968

(Tennessee Tech '90)

Traded by Phoenix for the rights to Stefano Rusconi, June 27, 1990.

YEAR	GP	MIN	FGM	FGA	FG%	FTM	FTA	FT%	OR	DR	TR	AST	PF-D	STL	BS	PTS	PPG
1990-91	12	52	6	19	.316	7	12	.583	6	3	9	4	7-0	1	1	19	1.6

JOHN BAGLEY

Height: 6'0"

Weight: 192

Born: April 23, 1960

(Boston College '83)

Drafted by Cleveland in first round, 1982 (12th pick).

YEAR	GP	MIN	FGM	FGA	FG%	FTM	FTA	FT%	OR	DR	TR	AST	PF-D	STL	BS	PTS	PPG
1982-83	68	990	161	373	.432	64	84	.762	17	79	96	167	74-0	54	5	386	5.7
1983-84	76	1712	257	607	.423	157	198	.793	49	107	156	333	113-1	78	4	673	8.9
1984-85	81	2401	338	693	.488	125	167	.749	54	237	291	697	132-0	129	5	804	9.9
1985-86	78	2472	366	865	.423	170	215	.791	76	199	275	735	165-1	122	10	911	11.7
1986-87	72	2182	312	732	.426	113	136	.831	55	197	252	379	114-0	91	7	768	10.7
5 Years	375	9757	1430	3270	.439	629	800	.786	251	819	1070	2311	598-2	474	31	3542	9.4

Three-Point Field Goals: 1982-83, 0-14 (.000); 1983-84, 2-17 (.118); 1984-85, 3-26 (.115); 1985-86, 9-37 (.243); 1986-87, 31-103 (.301); Total 45-197 (.228).

PLAYOFFS

YEAR	GP	MIN	FGM	FGA	FG%	FTM	FTA	FT%	OR	DR	TR	AST	PF-D	STL	BS	PTS	PPG
1985	4	168	22	56	.393	7	10	.700	1	15	16	40	7-0	10	0	51	12.8

Three-Point Field Goals: 0-3 (.000).

TONY BATTIE

Height: 6'11"

Weight: 240

Born: February 11, 1976

(Texas Tech '98)

Acquired along with Kedrick Brown and Eric Williams on December 15, 2003 from the Boston Celtics in exchange for Ricky Davis, Chris Mihm, Michael Stewart and a second-round pick.

YEAR	GP	MIN	FGM	FGA	FG%	FTM	FTA	FT%	OR	DR	TR	AST	PF-D	STL	BS	PTS	PPG
2003-04	50	977	114	267	.427	44	56	.786	79	162	241	37	104-0	18	47	272	5.4

Three-Point Field Goals: 1-8 (.125).

JOHN BATTLE

Height: 6'2"

Weight: 190

Born: November 9, 1962

(Rutgers '85)

Signed as a free agent, July 17, 1991.

YEAR	GP	MIN	FGM	FGA	FG%	FTM	FTA	FT%	OR	DR	TR	AST	PF-D	STL	BS	PTS	PPG
1991-92	76	1637	316	659	.480	145	171	.848	19	93	112	159	116-0	36	6	779	10.3
1992-93	41	497	83	200	.415	56	72	.778	4	25	29	54	39-0	9	5	223	5.4
1993-94	51	814	130	273	.476	73	97	.753	7	32	39	83	66-0	22	1	338	6.6
1994-95	28	280	43	114	.377	19	26	.731	3	8	11	37	28-0	8	1	116	4.1
4 Years	196	3228	572	1246	.459	293	366	.801	33	158	191	333	249-0	75	13	1456	7.4

Three-Point Field Goals: 1991-92, 2-17 (.118); 1992-93, 1-6 (.167); 1993-94, 5-19 (.263); 1994-95, 11-31 (.355); Total 19-73 (.260).

PLAYOFFS

YEAR	GP	MIN	FGM	FGA	FG%	FTM	FTA	FT%	OR	DR	TR	AST	PF-D	STL	BS	PTS	PPG
1992	15	202	34	82	.415	21	23	.913	4	8	12	15	11-0	5	1	89	5.9
1993	1	6	0	1	.000	0	0	—	0	1	1	1	2-0	0	0	0	0.0
1994	1	8	1	1	1.000	0	0	—	0	2	2	0	0-0	0	0	2	2.0
1995	2	7	2	3	.667	0	0	—	0	0	0	1	1-0	0	0	4	2.0
4 Years	19	223	37	87	.425	21	23	.913	4	11	15	17	14-0	5	1	95	5.0

Three-Point Field Goals: 1992, 0-2 (.000); 1995, 0-1 (.000); Total 0-3 (.000).

ALFRED BUTCH BEARD

Height: 6'3"

Weight: 185

Born: May 4, 1947

(Louisville '69)

Selected from Atlanta in expansion draft, May 11, 1970. Traded by Golden State with future draft choices for Dwight Davis, May 29, 1975.

YEAR	GP	MINS	FGM	FGA	FG%	FTM	FTA	FT%	OR	DR	TR	AST	PF-D	STL	BS	PTS	PPG
1971-72	68	2434	394	849	.464	260	342	.760	—	—	276	456	213-2	—	—	1048	15.4
1974-75	15	255	35	90	.389	27	37	.730	14	29	43	45	36-0	10	2	97	6.5
2 Years	83	2689	429	939	.457	287	379	.757	14	29	319	501	249-2	10	2	1145	13.8

ALL-STAR GAME

YEAR	GP	MINS	FGM	FGA	FG%	FTM	FTA	FT%	OR	DR	TR	AST	PF	STL	BS	PTS	PPG
1972	1	7	1	4	.250	1	1	1.000	—	—	1	0	0-0	—	—	3	3.0

BENOIT BENJAMIN

Height: 7'0"

Weight: 265

Born: November 22, 1964

(Creighton '85)

Claimed off waivers, November 1, 1999.

YEAR	GP	MINS	FGM	FGA	FG%	FTM	FTA	FT%	OR	DR	TR	AST	PF-D	STL	BS	PTS	PPG
1999-2000	3	8	1	3	.333	0	0	—	0	1	1	0	1-0	0	1	2	0.7

ANTHONY BENNETT

Height: 6'8"

Weight: 243

Born: March 14, 1993

(UNLV '13)

Selected by the Cleveland Cavaliers in the first round (1st overall pick) of the 2013 NBA Draft

YEAR	GP	MINS	FGM	FGA	FG%	FTM	FTA	FT%	OR	DR	TR	AST	PF-D	STL	BS	PTS	PPG
2013-14	52	663	80	225	.356	44	69	.638	49	106	155	17	93-1	21	8	217	4.2
Three-Point Field Goals: 13-53 (.245)																	

ELMER BENNETT

Height: 6'0"

Weight: 170

Born: February 13, 1970

(Notre Dame '92)

Signed as a free agent, January 26, 1995.

YEAR	GP	MINS	FGM	FGA	FG%	FTM	FTA	FT%	OR	DR	TR	AST	PF-D	STL	BS	PTS	PPG
1994-95	4	18	6	11	.545	3	4	.750	0	1	1	3	3-0	4	0	15	3.8
Three-Point Field Goals: 0-2 (.000).																	

MELVIN BENNETT

Height: 6'7"

Weight: 200

Born: January 4, 1955

(Pittsburgh '75)

Signed as a free agent, December 12, 1981.

YEAR	GP	MINS	FGM	FGA	FG%	FTM	FTA	FT%	OR	DR	TR	AST	PF-D	STL	BS	PTS	PPG
1981-82	3	23	2	4	.500	1	6	.167	1	2	3	0	2-0	1	0	5	1.7

WINSTON BENNETT

Height: 6'7"

Weight: 210

Born: February 9, 1965

(Kentucky '88)

Drafted by Cleveland in third round, 1988 (64th pick).

YEAR	GP	MINS	FGM	FGA	FG%	FTM	FTA	FT%	OR	DR	TR	AST	PF-D	STL	BS	PTS	PPG
1989-90	55	990	137	286	.479	64	96	.667	84	104	188	54	133-1	23	10	338	6.1
1990-91	27	334	40	107	.374	35	47	.745	30	34	64	28	50-0	8	2	115	4.3
1991-92	52	831	79	209	.378	35	50	.700	62	99	161	38	121-1	19	9	193	3.7
3 Years	134	2155	256	602	.425	134	193	.694	176	237	413	120	304-2	50	21	646	4.8
Three-Point Field Goals: 1991-92, 0-1 (.000).																	

PLAYOFFS

YEAR	GP	MINS	FGM	FGA	FG%	FTM	FTA	FT%	OR	DR	TR	AST	PF-D	STL	BS	PTS	PPG
1990	5	135	23	47	.489	4	6	.667	14	7	21	5	11-0	3	1	50	10.0

KENT BENSON

Height: 6'10"

Weight: 240

Born: December 27, 1954

(Indiana '77)

Traded by Utah with Dell Curry in a three-way trade with New Jersey, October 8, 1987 (the Cavs sent John Bagley and Keith Lee to New Jersey and Melvin Turpin to Utah, and acquired James Bailey from the Nets).

YEAR	GP	MINS	FGM	FGA	FG%	FTM	FTA	FT%	OR	DR	TR	AST	PF-D	STL	BS	PTS	PPG
1987-88	2	12	2	2	1.000	1	2	.500	0	1	1	0	2-0	1	1	5	2.5

JARON BLOSSOMGAME

Height: 6'7"

Weight: 220"

Born: September 16, 1993

(Clemson '17)

Signed a Two-Way contract on December 2, 2018.

YEAR	GP	MIN	FGM	FGA	FG%	FTM	FTA	FT%	OR	DR	TR	AST	PF-D	STL	BLK	PTS	PPG
2018-19	27	439	47	106	.443	10	13	.769	26	72	98	13	20-0	7	8	114	4.2
Three-point field goals: 10-39 (.256)																	

CORIE BLOUNT

Height: 6'10"

Weight: 242

Born: January 4, 1969

(Cincinnati '93)

Signed as a free agent, March 13, 1999.

YEAR	GP	MIN	FGM	FGA	FG%	FTM	FTA	FT%	OR	DR	TR	AST	PF-D	STL	BS	PTS	PPG
1998-99	20	368	23	67	.343	22	42	.524	34	71	105	10	47-0	18	12	68	3.4

ANDREW BOGUT

Height: 7'0"

Weight: 260

Born: November 28, 1984

(Utah '05)

Signed as a free agent on Mar. 2, 2017

YEAR	GP	MIN	FGM	FGA	FG%	FTM	FTA	FT%	OR	DR	TR	AST	PF-D	STL	BS	PTS	PPG
2016-17	1	1	0	0	-	0	0	-	0	0	0	0	2-0	0	0	0	0.0

Three-Point Field Goals: 0-0 (.000)

ETDRICK BOHANNON

Height: 6'9"

Weight: 235

Born: May 29, 1973

(Auburn-Montgomery '97)

Signed to a 10-day contract on January 7, 2001 and to a second 10-day contract on January 18, 2001.

YEAR	GP	MIN	FGM	FGA	FG%	FTM	FTA	FT%	OR	DR	TR	AST	PF-D	STL	BS	PTS	PPG
2000-01	6	19	2	4	.500	4	4	1.000	3	4	7	0	4-0	0	2	8	1.3

MARQUES BOLDEN

Height: 6'10"

Weight: 249

Born: April 17, 1998

(Duke '19)

Signed to a 10-day contract on January 30, 2020.

YEAR	GP	MIN	FGM	FGA	FG%	FTM	FTA	FT%	OR	DR	TR	AST	PF-D	STL	BLK	PTS	PPG
2019-20	1	3	0	0	-	0	0	-	0	2	2	0	1-0	1	0	0	0.0

CARLOS BOOZER

Height: 6'9"

Weight: 258

Born: November 20, 1981

(Duke '03)

Drafted by Cleveland in second round, 2002 (35th pick).

YEAR	GP	MIN	FGM	FGA	FG%	FTM	FTA	FT%	OR	DR	TR	AST	PF-D	STL	BS	PTS	PPG
2002-03	81	2049	331	618	.536	148	192	.771	202	407	609	106	224-2	59	50	810	10.0
2003-04	75	2592	471	900	.523	219	285	.768	230	627	857	148	199-0	74	55	1162	15.5
2 Years	156	4641	802	1518	.528	367	477	.769	432	1034	1466	254	423-2	133	105	1972	12.6

Three-Point Field Goals: 2002-03, 0-1 (.000) 2003-04, 1-6 (.167) Total 1-7 (.143).

EARL BOYKINS

Height: 5'5"

Weight: 135

Born: June 2, 1976

(Eastern Michigan '98)

Signed to a 10-day contract on March 10, 1999 and to a second 10-day contract on March 23, 1999. Signed for the remainder of the season on April 2, 1999. Signed to a 10-day contract on February 8, 2000 and to a second 10-day contract on February 18, 2000. Signed for the remainder of the season on February 28, 2000.

YEAR	GP	MIN	FGM	FGA	FG%	FTM	FTA	FT%	OR	DR	TR	AST	PF-D	STL	BS	PTS	PPG
1998-99	17	170	20	58	.345	2	3	.667	6	7	13	27	17-0	5	0	44	2.6
1999-2000	25	253	53	112	.473	18	23	.783	11	14	25	45	23-0	12	1	132	5.3
2 Years	42	423	73	170	.429	20	26	.769	17	21	38	72	40-0	17	1	176	4.2

Three-Point Field Goals: 1998-99, 2-13 (.154); 1999-2000, 8-20 (.400); Total 10-33 (.303).

A.J. BRAMLETT

Height: 6'10"

Weight: 227

Born: January 10, 1977

(Arizona '99)

Drafted by Cleveland in second round, 1999 (39th pick)

YEAR	GP	MIN	FGM	FGA	FG%	FTM	FTA	FT%	OR	DR	TR	AST	PF-D	STL	BS	PTS	PPG
1999-2000	8	61	4	21	.190	0	0	—	12	10	22	0	13-0	1	0	8	1.0

TERRELL BRANDON

Height: 5'11"

Weight: 180

Born: May 20, 1970

(Oregon '92)

Drafted by Cleveland in first round, 1991 (11th pick).

YEAR	GP	MINS	FGM	FGA	FG%	FTM	FTA	FT%	OR	DR	TR	AST	PF-D	STL	BS	PTS	PPG
1991-92	82	1605	252	601	.419	100	124	.806	49	113	162	316	107-0	81	22	605	7.4
1992-93	82	1622	297	621	.478	118	143	.825	37	142	179	302	122-1	79	27	725	8.8
1993-94	73	1548	230	548	.420	139	162	.858	38	121	159	277	108-0	84	16	606	8.3
1994-95	67	1961	341	762	.448	159	186	.855	35	151	186	363	118-0	107	14	889	13.3
1995-96	75	2570	510	1096	.465	338	381	.887	47	201	248	487	146-1	132	33	1449	19.3
1996-97	78	2868	575	1313	.438	268	297	.902	48	253	301	490	177-1	138	30	1519	19.5
6 Years	457	12174	2205	4941	.446	1122	1293	.868	254	981	1235	2235	778-3	621	142	5793	12.7
Three-Point Field Goals: 1991-92, 1-23 (.043); 1992-93, 13-42 (.310); 1993-94, 7-32 (.219); 1994-95, 48-121 (.397); 1995-96, 91-235 (.387); 1996-97, 101-271 (.373); Total 261-724 (.360).																	

PLAYOFFS

YEAR	GP	MINS	FGM	FGA	FG%	FTM	FTA	FT%	OR	DR	TR	AST	PF-D	STL	BS	PTS	PPG
1992	12	157	22	55	.400	3	4	.750	4	18	22	30	17-0	3	1	47	3.9
1993	8	132	20	46	.435	9	9	1.000	4	13	17	17	6-0	7	3	51	6.4
1994	3	56	12	19	.632	2	3	.667	1	3	4	5	1-0	1	0	26	8.7
1996	3	125	21	47	.447	13	15	.867	1	8	9	24	10-0	4	1	58	19.3
4 Years	26	470	75	167	.449	27	31	.871	10	42	52	76	34-0	15	5	182	7.0
Three-Point Field Goals: 1992, 0-3 (.000); 1993, 2-5 (.400); 1996, 3-9 (.333); Total 5-17 (.294).																	

ALL-STAR GAME

YEAR	GP	MINS	FGM	FGA	FG%	FTM	FTA	FT%	OR	DR	TR	AST	PF-D	STL	BS	PTS	PPG
1996	1	20	4	10	.400	2	2	1.000	1	0	1	3	1-0	1	1	11	11.0
1997	1	17	4	11	.364	0	0	—	1	2	3	8	2-0	2	0	10	10.0
2 Years	2	37	8	21	.381	2	2	1.000	2	2	4	11	3-0	3	1	21	10.5
Three-Point Field Goals: 1996, 1-4 (.250); 1997, 2-4 (.500); Total 3-8 (.375).																	

BRAD BRANSON

Height: 6'10"

Weight: 220

Born: September 24, 1958

(SMU '80)

Signed as a free agent, March 30, 1982.

YEAR	GP	MINS	FGM	FGA	FG%	FTM	FTA	FT%	OR	DR	TR	AST	PF-D	STL	BS	PTS	PPG
1981-82	10	176	21	52	.404	11	12	.917	14	19	33	6	17-0	5	4	53	5.3

MIKE BRATZ

Height: 6'2"

Weight: 185

Born: October 17, 1955

(Stanford '77)

Traded by Dallas for a 1984 first round draft choice, September 16, 1980.

YEAR	GP	MINS	FGM	FGA	FG%	FTM	FTA	FT%	OR	DR	TR	AST	PF-D	STL	BS	PTS	PPG
1980-81	80	2595	319	817	.390	107	132	.811	66	132	198	452	194-1	136	17	802	10.0
Three-Point Field Goals: 57-169 (.337).																	

J.R. BREMER

Height: 6'2"

Weight: 185

Born: September 19, 1980

(St. Bonaventure '02)

Acquired from the Boston Celtics along with Bruno Sundov and a future second round pick in exchange for Jumaine Jones on July 29, 2003.

YEAR	GP	MINS	FGM	FGA	FG%	FTM	FTA	FT%	OR	DR	TR	AST	PF-D	STL	BS	PTS	PPG
2003-04	31	403	39	137	.285	13	20	.650	7	26	33	39	27-0	18	4	110	3.5
Three-Point Field Goals: 1981-82, 5-21 (.238); 1982-83, 0-3 (.000); 1985-86, 5-17 (.294); Total 10-41 (.244).																	

JIM BREWER

Height: 6'9"

Weight: 210

Born: December 3, 1951

(Minnesota '73)

Drafted by Cleveland in first round, 1973 (second pick).

YEAR	GP	MINS	FGM	FGA	FG%	FTM	FTA	FT%	OR	DR	TR	AST	PF-D	STL	BS	PTS	PPG
1973-74	82	1862	210	548	.383	80	123	.650	207	317	524	149	192-1	46	35	500	6.1
1974-75	82	1991	291	639	.455	103	159	.648	205	304	509	128	150-2	77	43	685	8.4
1975-76	82	2913	400	874	.458	140	214	.654	298	593	891	209	214-0	94	89	940	11.5
1976-77	82	2672	296	657	.451	97	178	.545	275	487	762	195	214-3	94	82	689	8.4
1977-78	80	1798	175	390	.449	46	100	.460	182	313	495	98	178-1	60	48	396	5.0
1978-79	55	1301	114	259	.440	23	48	.479	125	245	370	74	136-2	48	56	251	4.6
6 Years	463	12537	1486	3367	.441	489	822	.595	1292	2259	3551	853	1084-9	419	353	3461	7.5

PLAYOFFS

YEAR	GP	MINS	FGM	FGA	FG%	FTM	FTA	FT%	OR	DR	TR	AST	PF-D	STL	BS	PTS	PPG
1976	13	489	44	101	.436	26	48	.542	40	100	140	37	34-0	13	12	114	8.8
1977	3	113	11	27	.407	1	1	1.000	11	25	36	5	11-0	4	4	23	7.7
1978	1	9	0	1	.000	0	2	.000	0	0	0	0	2-0	0	0	0	0.0
3 Years	17	611	55	129	.426	27	51	.529	51	125	176	42	47-0	17	16	137	8.1

RON BREWER

Height: 6'4"

Weight: 185

Born: September 16, 1955

(Arkansas '78)

Traded by San Antonio with Reggie Johnson and cash for Mike Mitchell and Roger Phegley, December 23, 1981.

Signed as a free agent, January 11, 1986.

YEAR	GP	MINS	FGM	FGA	FG%	FTM	FTA	FT%	OR	DR	TR	AST	PF-D	STL	BS	PTS	PPG
1981-82	47	1724	387	833	.465	134	172	.779	42	69	111	121	114-0	59	23	913	19.4
1982-83	21	563	98	245	.400	44	51	.863	9	28	37	27	27-0	20	6	240	11.4
1985-86	40	552	83	215	.386	33	37	.892	14	39	53	40	43-0	17	6	204	5.1
3 Years	108	2839	568	1293	.439	211	260	.812	65	136	201	188	184-0	96	35	1357	12.6
Three-Point Field Goals: 1981-82, 5-21 (.238) 1982-83, 0-3 (.000) 1985-86, 5-17 (.294) Total 10-41 (.244).																	

GARY BROKAW

Height: 6'4"

Weight: 178

Born: January 11, 1954

(Notre Dame '75)

Traded by Milwaukee with Elmore Smith for Rowland Garrett and future draft choices, January 13, 1977.

YEAR	GP	MINS	FGM	FGA	FG%	FTM	FTA	FT%	OR	DR	TR	AST	PF-D	STL	BS	PTS	PPG
1976-77	39	596	112	240	.467	58	82	.707	12	47	59	117	79-2	14	13	282	7.2

PLAYOFFS

YEAR	GP	MINS	FGM	FGA	FG%	FTM	FTA	FT%	OR	DR	TR	AST	PF-D	STL	BS	PTS	PPG
1977	3	44	9	19	.474	2	6	.333	3	1	4	12	7-0	2	1	20	6.7

SCOTT BROOKS

Height: 5'11"

Weight: 165

Born: July 31, 1965

(Cal-Irvine '87)

Signed as a free agent, December 12, 1997.

YEAR	GP	MINS	FGM	FGA	FG%	FTM	FTA	FT%	OR	DR	TR	AST	PF-D	STL	BS	PTS	PPG
1997-98	43	312	28	66	.424	18	20	.900	6	24	30	49	25-0	18	3	79	1.8

Three-Point Field Goals: 5-11 (.455).

PLAYOFFS

YEAR	GP	MINS	FGM	FGA	FG%	FTM	FTA	FT%	OR	DR	TR	AST	PF-D	STL	BS	PTS	PPG
1998	1	8	0	1	.000	2	2	1.000	0	0	0	2	1-0	0	0	2	2.0

CHUCKY BROWN

Height: 6'8"

Weight: 220

Born: February 29, 1968

(North Carolina State '89)

Drafted by Cleveland in second round, 1989 (43rd pick). Signed to a 10-day contract on January 29, 2001 and to a second 10-day contract on February 12, 2001. Signed for the remainder of the season on February 22, 2001.

YEAR	GP	MINS	FGM	FGA	FG%	FTM	FTA	FT%	OR	DR	TR	AST	PF-D	STL	BS	PTS	PPG
1989-90	75	1339	210	447	.470	125	164	.762	83	148	231	50	148-0	33	26	545	7.3
1990-91	74	1485	263	502	.524	101	144	.701	78	135	213	80	130-0	26	24	627	8.5
1991-92	6	50	5	10	.500	5	8	.625	2	4	6	3	7-0	3	0	15	2.5
2000-01	20	265	31	75	.413	16	24	.667	5	31	36	6	27-0	6	6	78	3.9
4 Years	175	3139	509	1034	.492	247	340	.726	168	318	486	139	312-0	68	56	1265	7.2

Three-Point Field Goals: 1989-90, 0-7 (.000); 1990-91, 0-4 (.000); 2000-01, 0-1; Total 0-12 (.000).

DEVIN BROWN

Height: 6'5"

Weight: 220

Born: December 30, 1978

(Texas-San Antonio '02)

Signed as a free agent by the Cavaliers on September 29, 2007.

YEAR	GP	MINS	FGM	FGA	FG%	FTM	FTA	FT%	OR	DR	TR	AST	PF-D	STL	BS	PTS	PPG
2007-08	78	1762	217	531	.409	107	142	.754	65	198	263	175	144-1	52	7	586	7.5

Three Point Field Goals: 2007-08, 45-146 (.308).

PLAYOFFS

YEAR	GP	MINS	FGM	FGA	FG%	FTM	FTA	FT%	OR	DR	TR	AST	PF-D	STL	BS	PTS	PPG
2008	8	92	9	34	.265	10	15	.667	8	11	19	9	10-0	2	0	33	4.1

KEDRICK BROWN

Height: 6'7"

Weight: 222

Born: March 18 1981

(Okaloosa-Walton CC '03)

Acquired along with Tony Battie and Eric Williams on December 15, 2003 from the Boston Celtics in exchange for Ricky Davis, Chris Mihm, Michael Stewart and a second-round pick.

YEAR	GP	MINS	FGM	FGA	FG%	FTM	FTA	FT%	OR	DR	TR	AST	PF-D	STL	BS	PTS	PPG
2003-04	34	561	72	155	.465	9	14	.643	23	55	78	39	42-0	13	5	179	5.3

Three-Point Field Goals: 2003-04, 26-67 (.388).

SHANNON BROWN**Height: 6'4"****Weight: 211****Born: November 29, 1985****(Michigan State '06)***Drafted by the Cleveland Cavaliers in the first round (25th pick overall) of the 2006 NBA Draft.*

YEAR	GP	MINS	FGM	FGA	FG%	FTM	FTA	FT%	OR	DR	TR	AST	PF-D	STL	BS	PTS	PPG
2006-07	23	202	28	74	.378	10	14	.714	6	15	21	10	24-0	7	3	73	3.2
2007-08	15	218	41	111	.369	14	23	.609	5	13	18	17	27-0	10	1	105	7.0
2 Years	38	420	69	185	.373	24	37	.649	11	28	39	27	51-0	17	4	178	4.7

Three-Point Field Goals: 2006-07, 7-25 (.280); 2007-08, 9-29 (.310).

PLAYOFFS

YEAR	GP	MINS	FGM	FGA	FG%	FTM	FTA	FT%	OR	DR	TR	AST	PF-D	STL	BS	PTS	PPG
2007	1	1	0	0	0.00	0	0	0.00	0	0	0	0	0	0	0	0	0.0

TIERRE BROWN**Height: 6'2"****Weight: 189****Born: June 3, 1979****(McNeese State '01)***Signed to a 10-day contract on March 3, 2003. Signed for the remainder of the season on March 24, 2003.*

YEAR	GP	MINS	FGM	FGA	FG%	FTM	FTA	FT%	OR	DR	TR	AST	PF-D	STL	BS	PTS	PPG
2002-03	15	168	27	59	.458	11	14	.786	8	22	30	39	9-0	13	0	65	4.3

Three-Point Field Goals: 0-1 (.000).

MARK BRYANT**Height: 6'9"****Weight: 250****Born: April 25, 1965****(Seton Hall '88)***Signed as a free agent, August 12, 1999.*

YEAR	GP	MINS	FGM	FGA	FG%	FTM	FTA	FT%	OR	DR	TR	AST	PF-D	STL	BS	PTS	PPG
1999-2000	75	1712	174	346	.503	76	94	.809	126	226	352	61	250-5	31	31	424	5.7

MITCHELL BUTLER**Height: 6'5"****Weight: 221****Born: December 15, 1970****(UCLA '93)***Signed as a free agent, October 2, 1997. Signed as a free agent, January 21, 1999. Signed as a free agent, March 19, 1999.*

YEAR	GP	MINS	FGM	FGA	FG%	FTM	FTA	FT%	OR	DR	TR	AST	PF-D	STL	BS	PTS	PPG
1997-98	18	206	15	47	.319	6	10	.600	6	16	22	18	26-0	8	0	37	2.1
1998-99	31	418	67	139	.482	23	32	.719	13	31	44	22	41-0	15	4	168	5.4
2 Years	49	624	82	186	.441	29	42	.690	19	47	66	40	67-0	23	4	205	4.2

Three-Point Field Goals: 1997-98, 1-6 (.167); 1998-99, 11-29 (.379); Total 12-35 (.343).

ANDREW BYNUM**Height: 7'0"****Weight: 285****Born: October 27, 1987****(St. Joseph HS '05)***Signed as a free agent on July 19, 2013.*

YEAR	GP	MINS	FGM	FGA	FG%	FTM	FTA	FT%	OR	DR	TR	AST	PF-D	STL	BS	PTS	PPG
2013-14	24	480	85	203	.419	32	42	.762	47	79	126	27	28-0	6	28	202	8.4

ALEC BURKS**Height: 6'6"****Weight: 214"****Born: July 20, 1991****(Colorado '11)***Acquired on November 29, 2018 along with two future second round draft picks from the Utah Jazz in exchange for guard Kyle Korver.*

YEAR	GP	MIN	FGM	FGA	FG%	FTM	FTA	FT%	OR	DR	TR	AST	PF-D	STL	BLK	PTS	PPG
2018-19	34	979	136	340	.400	79	98	.805	26	160	186	98	62-0	25	16	396	11.6

Three-point field goals: 45-119 (.378)

MICHAEL CAGE**Height: 6'9"****Weight: 248****Born: January 28, 1962****(San Diego State '84)***Signed as a free agent, August 3, 1994.*

YEAR	GP	MINS	FGM	FGA	FG%	FTM	FTA	FT%	OR	DR	TR	AST	PF-D	STL	BS	PTS	PPG
1994-95	82	2040	177	340	.521	53	88	.602	203	361	564	56	149-1	61	67	407	5.0
1995-96	82	2631	220	396	.556	50	92	.543	288	441	729	53	215-0	87	79	490	6.0
2 Years	164	4671	397	736	.539	103	180	.572	491	802	1293	109	364-1	148	146	897	5.5

Three-Point Field Goals: 1994-95, 0-2 (.000); 1995-96, 0-1 (.000); Total, 0-3 (.000).

PLAYOFFS

YEAR	GP	MINS	FGM	FGA	FG%	FTM	FTA	FT%	OR	DR	TR	AST	PF-D	STL	BS	PTS	PPG
1995	4	81	8	18	.444	0	2	.000	8	10	18	3	9-0	2	4	16	4.0
1996	3	101	8	14	.571	3	5	.600	13	15	28	2	5-0	2	5	19	6.3

2 Years	7	182	16	32	.500	3	7	.429	21	25	46	5	14-0	4	9	35	5.0
---------	---	-----	----	----	------	---	---	------	----	----	----	---	------	---	---	----	-----

Three-Point Field Goals: 1995, 0-1 (.000).

JOSE CALDERON**Height: 6'3"****Weight: 200****Born: September 28, 1981****(Tau Vitoria, Spain '03)***Signed as a free agent on July 10, 2017.*

YEAR	GP	MIN	FGM	FGA	FG%	FTM	FTA	FT%	OR	DR	TR	AST	PF-D	STL	BS	PTS	PPG
2017-18	57	914	93	185	.503	24	30	.800	14	70	84	117	81-0	27	2	255	4.5

Three-Point Field Goals: 45-97 (.464)

MACK CALVIN**Height: 6'0"****Weight: 175****Born: July 27, 1948****(USC '69)***Signed as a free agent, December 19, 1980.*

YEAR	GP	MIN	FGM	FGA	FG%	FTM	FTA	FT%	OR	DR	TR	AST	PF-D	STL	BS	PTS	PPG
1980-81	21	128	13	39	.333	25	35	.714	2	10	12	28	13-0	5	0	52	2.5

Three-Point Field Goals: 1-5 (.200).

TONY CAMPBELL**Height: 6'7"****Weight: 215****Born: May 7, 1962****(Ohio State '84)***Signed as a free agent, October 31, 1994.*

YEAR	GP	MIN	FGM	FGA	FG%	FTM	FTA	FT%	OR	DR	TR	AST	PF-D	STL	BS	PTS	PPG
1994-95	78	1128	161	392	.411	132	159	.830	60	93	153	69	122-0	32	8	469	6.0

Three-Point Field Goals: 15-42 (.357).

PLAYOFFS

YEAR	GP	MIN	FGM	FGA	FG%	FTM	FTA	FT%	OR	DR	TR	AST	PF-D	STL	BS	PTS	PPG
1995	4	37	6	14	.429	10	12	.833	1	1	2	1	3-0	1	1	23	5.8

Three-Point Field Goals: 1-2 (.500).

AUSTIN CARR**Height: 6'4"****Weight: 200****Born: March 10, 1948****(Notre Dame '71)***Drafted by Cleveland in first round, 1971 (first pick).*

YEAR	GP	MIN	FGM	FGA	FG%	FTM	FTA	FT%	OR	DR	TR	AST	PF-D	STL	BS	PTS	PPG
1971-72	43	1539	381	894	.426	149	196	.760	—	—	150	148	99-0	—	—	911	21.2
1972-73	82	3097	702	1575	.446	281	342	.822	—	—	369	279	185-1	—	—	1685	20.5
1973-74	81	3100	748	1682	.445	279	326	.856	139	150	289	305	189-2	92	14	1775	21.9
1974-75	41	1081	252	538	.468	89	106	.840	51	56	107	154	57-0	48	2	593	14.5
1975-76	65	1282	276	625	.442	106	134	.791	67	65	132	122	92-0	37	2	658	10.1
1976-77	82	2409	558	1221	.457	213	268	.795	120	120	240	220	221-3	57	10	1329	16.2
1977-78	82	2186	414	945	.438	183	225	.813	76	111	187	225	168-1	68	19	1011	12.3
1978-79	82	2714	551	1161	.475	292	358	.816	155	135	290	217	210-1	77	14	1394	17.0
1979-80	77	1595	390	839	.465	127	172	.738	81	84	165	150	120-0	39	3	909	11.8
9 Years	635	19003	4272	9480	.451	1719	2127	.808	689	721	1929	1820	1341-8	418	64	10265	16.2

PLAYOFFS

YEAR	GP	MIN	FGM	FGA	FG%	FTM	FTA	FT%	OR	DR	TR	AST	PF-D	STL	BS	PTS	PPG
1976	13	273	66	138	.478	22	36	.611	11	12	23	26	29-0	6	3	154	11.8
1977	3	83	11	39	.282	1	3	.333	4	6	10	10	13-0	2	1	23	7.7
1978	2	69	10	27	.370	15	16	.938	3	5	8	5	8-0	2	1	35	17.5
3 Years	18	425	87	204	.426	38	55	.691	18	23	41	41	50-0	10	5	212	11.8

ALL-STAR GAME

YEAR	GP	MIN	FGM	FGA	FG%	FTM	FTA	FT%	OR	DR	TR	AST	PF-D	STL	BS	PTS	PPG
1974	1	5	0	4	.000	0	0	—	—	—	1	0	1-0	—	—	0	0.0

KENNY CARR**Height: 6'7"****Weight: 230****Born: August 15, 1955****(North Carolina State '77)***Traded by Los Angeles for two second round draft choices (1980 and 1981), October 24, 1979.*

YEAR	GP	MIN	FGM	FGA	FG%	FTM	FTA	FT%	OR	DR	TR	AST	PF-D	STL	BS	PTS	PPG
1979-80	79	1838	378	768	.492	173	263	.658	199	389	588	77	246-3	66	52	929	11.8
1980-81	81	2615	469	918	.511	292	409	.714	260	575	835	192	296-3	76	42	1230	15.2
1981-82	46	1482	271	524	.517	145	220	.659	114	280	394	63	180-0	58	16	688	15.0
3 Years	206	5935	1118	2210	.506	610	892	.684	573	1244	1817	332	722-6	200	110	2847	13.8

OMRI CASSPI**Height: 6'9"****Weight: 225****Born: June 22, 1988****(Maccabi Electra Tel-Aviv/Israel '09)***Acquired in a trade from the Sacramento Kings on June 30, 2011 along with Sacramento's first round pick (protected) in the 2012 NBA Draft in exchange for J.J. Hickson.*

YEAR	GP	MIN	FGM	FGA	FG%	FTM	FTA	FT%	OR	DR	TR	AST	PF-D	STL	BS	PTS	PPG
2011-12	65	1344	166	412	.403	74	108	.685	63	165	228	66	115-0	37	21	459	7.1
2012-13	43	506	63	160	.394	22	41	.537	20	94	114	28	45-1	25	12	173	4.0
2 Years	108	1850	229	572	.400	96	149	.644	83	259	342	94	160-1	62	33	632	5.9

Three-Point Field Goals: 2011-12, 53-168 (.315); 2012-13, 25-76 (.329); Total 78-244 (.320).

LEN CHAPPELL

Height: 6'8"

Weight: 230

Born: January 31, 1941

(Wake Forest '62)

Signed as a free agent on July 12, 1970.

YEAR	GP	MINS	FGM	FGA	FG%	FTM	FTA	FT%	OR	DR	TR	AST	PF-D	STL	BS	PTS	PPG
1970-71	6	86	15	38	.395	11	14	.786	—	—	18	1	9-0	—	—	41	6.8

WILL CHERRY

Height: 6'0"

Weight: 185

Born: February 8, 1991

(Montana '12)

Signed as a free agent on Nov. 2, 2014.

YEAR	GP	MINS	FGM	FGA	FG%	FTM	FTA	FT%	OR	DR	TR	AST	PF-D	STL	BS	PTS	PPG
2014-15	8	69	5	19	.263	3	6	.500	1	4	5	8	22-0	6	1	15	1.9

Three-Point Field Goals: 2-9 (.222)

DERRICK CHIEVOUS

Height: 6'7"

Weight: 204

Born: July 3, 1967

(Missouri '88)

Traded by Houston for three second round draft choices, February 21, 1990.

YEAR	GP	MINS	FGM	FGA	FG%	FTM	FTA	FT%	OR	DR	TR	AST	PF-D	STL	BS	PTS	PPG
1989-90	14	99	15	42	.357	19	24	.792	7	8	15	4	11-0	3	1	49	3.5
1990-91	18	110	17	46	.370	9	16	.563	11	7	18	2	16-0	3	1	43	2.4

2 Years	32	209	32	88	.364	28	40	.700	18	15	33	6	27-0	6	2	92	2.9
---------	----	-----	----	----	------	----	----	------	----	----	----	---	------	---	---	----	-----

Three-Point Field Goals: 1989-90, 0-1 (.000).

PLAYOFFS

YEAR	GP	MINS	FGM	FGA	FG%	FTM	FTA	FT%	OR	DR	TR	AST	PF-D	STL	BS	PTS	PPG
1990	3	28	6	10	.600	7	9	.778	2	1	3	2	2-0	1	0	19	6.3

PETE CHILCUTT

Height: 6'10"

Weight: 245

Born: September 14, 1968

(North Carolina '91)

Signed to a 10-day contract on January 31, 2000 and to a second 10-day contract on February 14, 2000.

YEAR	GP	MINS	FGM	FGA	FG%	FTM	FTA	FT%	OR	DR	TR	AST	PF-D	STL	BS	PTS	PPG
1999-2000	6	30	0	2	.000	0	0	—	4	5	9	1	3-0	0	0	0	0.0

JIM CHONES

Height: 6'11"

Weight: 230

Born: November 30, 1949

(Marquette '72)

Traded by Los Angeles for a future draft choice, May 17, 1974.

YEAR	GP	MINS	FGM	FGA	FG%	FTM	FTA	FT%	OR	DR	TR	AST	PF-D	STL	BS	PTS	PPG
1974-75	72	2427	446	916	.487	152	224	.679	156	521	677	132	247-5	49	120	1044	14.5
1975-76	82	2741	563	1258	.448	172	260	.662	197	542	739	163	241-2	42	93	1298	15.8
1976-77	82	2378	450	972	.463	155	212	.731	208	480	688	104	258-3	32	77	1055	12.9
1977-78	82	2906	525	1113	.472	180	250	.720	219	625	844	131	235-4	52	58	1230	15.0
1978-79	82	2850	472	1073	.440	158	215	.735	260	582	842	181	278-4	47	102	1102	13.4
5 Years	400	13302	2456	5332	.461	817	1161	.704	1040	2750	3790	711	1259-18	222	450	5729	14.3

PLAYOFFS

YEAR	GP	MINS	FGM	FGA	FG%	FTM	FTA	FT%	OR	DR	TR	AST	PF-D	STL	BS	PTS	PPG
1976	7	242	47	114	.412	11	18	.611	14	36	50	6	23-0	1	6	105	15.0
1977	3	99	16	27	.593	7	7	1.000	11	20	31	3	9-0	0	1	39	13.0
1978	2	82	13	27	.481	4	8	.500	3	12	15	7	7-0	2	1	30	15.0
3 Years	12	423	76	168	.452	22	33	.667	28	68	96	16	39-0	3	8	174	14.5

EARL CLARK

Height: 6'10"

Weight: 234

Born: January 17, 1988

(Louisville '09)

Signed as a free agent on July 12, 2013.

YEAR	GP	MINS	FGM	FGA	FG%	FTM	FTA	FT%	OR	DR	TR	AST	PF-D	STL	BS	PTS	PPG
2013-14	45	698	90	240	.375	14	24	.583	20	107	127	16	61-0	16	19	234	5.2

Three-Point Field Goals: 40-116 (.345)

JORDAN CLARKSON

Height: 6'4"

Weight: 194

Born: June 7, 1992

(Missouri '14)

Acquired along with forward Larry Nance Jr. from the Los Angeles Lakers in exchange for guard Isaiah Thomas, forward Channing Frye and Cleveland's own 2018 protected first round pick (protected 1-3) on February 8, 2018.

YEAR	GP	MIN	FGM	FGA	FG%	FTM	FTA	FT%	OR	DR	TR	AST	PF-D	STL	BLK	PTS	PPG
2017-18	28	632	131	287	.456	44	108	.810	13	45	58	48	44-0	19	3	353	12.6
2018-19	81	2214	529	1180	.448	162	192	.844	82	188	270	196	112-0	57	13	1364	16.8
2019-20	29	666	144	326	.442	76	86	.884	21	48	69	70	33-0	17	8	423	14.6
3 Years	138	3512	804	1793	.448	282	386	.730	116	281	397	314	189-0	93	24	2140	15.5

Three-point field goals: 2017-18, 44-108 (.407); 2018-19, 144-445 (.324); 2019-20, 59-159 (.371); Total, 247-712 (.346)

PLAYOFFS

YEAR	GP	MIN	FGM	FGA	FG%	FTM	FTA	FT%	OR	DR	TR	AST	PF-D	STL	BLK	PTS	PPG
2018	19	285	37	123	.301	5	6	.833	9	23	32	13	21-0	8	3	90	4.7

Three-point field goals: 2018, 11-46 (.239)

JIM CLEAMONS

Height: 6'3"

Weight: 185

Born: September 13, 1949

(Ohio State '71)

Traded by Los Angeles for a future draft choice, August 31, 1972.

YEAR	GP	MINS	FGM	FGA	FG%	FTM	FTA	FT%	OR	DR	TR	AST	PF-D	STL	BS	PTS	PPG
1972-73	80	1392	192	423	.454	75	101	.743	—	—	167	205	108-0	—	—	459	5.7
1973-74	81	1642	236	545	.433	93	133	.699	63	167	230	227	152-1	61	17	565	7.0
1974-75	74	2691	369	768	.480	144	181	.796	97	232	329	381	194-0	84	21	882	11.9
1975-76	82	2835	413	887	.466	174	218	.798	124	230	354	428	214-2	124	20	1000	12.2
1976-77	60	2045	257	592	.434	112	148	.757	99	174	273	308	126-0	66	23	626	10.4
5 Years	377	10605	1467	3215	.456	598	781	.766	383	803	1353	1549	794-3	335	81	3532	9.4

PLAYOFFS

YEAR	GP	MINS	FGM	FGA	FG%	FTM	FTA	FT%	OR	DR	TR	AST	PF-D	STL	BS	PTS	PPG
1976	13	503	73	184	.397	33	40	.825	23	48	71	61	34-0	8	3	179	13.8

MATEEN CLEAVES

Height: 6'2"

Weight: 205

Born: September 7, 1977

(Michigan State '00)

Signed to a 10-day contract on March 29, 2004.

YEAR	GP	MIN	FGM	FGA	FG%	FTM	FTA	FT%	OR	DR	TR	AST	PF-D	STL	BS	PTS	PPG
2003-04	4	92	7	23	.304	1	2	.500	1	6	7	19	13-0	4	2	15	3.8

Three-Point Field Goals: 2003-04, 0-1 (.000)

BARRY CLEMENS

Height: 6'7"

Weight: 215

Born: May 1, 1943

(Ohio Wesleyan '65)

Traded by Seattle with Lenny Wilkens for Butch Beard, August 23, 1972.

YEAR	GP	MINS	FGM	FGA	FG%	FTM	FTA	FT%	OR	DR	TR	AST	PF-D	STL	BS	PTS	PPG
1972-73	72	1119	209	405	.516	53	68	.779	—	—	211	115	136-0	—	—	471	6.5
1973-74	71	913	163	346	.471	62	73	.849	42	124	166	80	136-2	36	2	388	5.5
2 Years	143	2032	372	751	.495	115	141	.816	42	124	377	195	272-2	36	2	859	6.0

BIMBO COLES

Height: 6'2"

Weight: 182

Born: April 22, 1968

(Virginia Tech '90)

Signed as a free agent on August 12, 2000.

YEAR	GP	MINS	FGM	FGA	FG%	FTM	FTA	FT%	OR	DR	TR	AST	PF-D	STL	BS	PTS	PPG
2000-01	47	804	91	239	.381	48	56	.857	9	39	48	138	87-0	27	6	232	4.9
2001-02	47	693	56	146	.384	33	37	.892	12	43	55	107	59-0	13	4	149	3.2
2002-03	21	516	34	119	.286	27	34	.794	10	38	48	56	43-0	11	4	102	4.9
3 Years	115	2013	181	504	.359	108	127	.850	31	120	151	301	189-0	51	14	483	4.2

Three-Point Field Goals: 2000-01, 2-16 (.125); 2001-02, 4-20 (.200); 2002-03, 7-25 (.280); Total 13-61 (.213).

MARQUESE CHRISS

Height: 6'10"

Weight: 240"

Born: July 2, 1997

(Washington '16)

Acquired along with Brandon Knight and two future draft picks in a three-team trade on February 7, 2019. In exchange, Cleveland sent Nik Stauskas and Wade Baldwin IV as well as a 2021 second round draft pick (via Milwaukee) to Houston, and Alec Burks to the Sacramento Kings. Houston also received Iman Shumpert from Sacramento and sent their own 2020 second round pick to the Kings.

YEAR	GP	MIN	FGM	FGA	FG%	FTM	FTA	FT%	OR	DR	TR	AST	PF-D	STL	BLK	PTS	PPG
2018-19	27	395	56	146	.384	26	38	.684	33	81	114	16	64-1	15	7	153	5.7

Three-point field goals: 15-57 (.263)

STEVE COLTER**Height: 6'3"****Weight: 175****Born: July 24, 1962****(New Mexico State '84)***Signed as a free agent, October 5, 1994.*

YEAR	GP	MIN	FGM	FGA	FG%	FTM	FTA	FT%	OR	DR	TR	AST	PF-D	STL	BS	PTS	PPG
1994-95	57	752	67	169	.396	54	71	.761	13	46	59	101	53-0	30	6	196	3.4

Three-Point Field Goals: 8-35 (.229).

PLAYOFFS

YEAR	GP	MIN	FGM	FGA	FG%	FTM	FTA	FT%	OR	DR	TR	AST	PF-D	STL	BS	PTS	PPG
1995	4	43	5	10	.500	2	4	.500	1	0	1	2	2-0	1	0	12	3.0

Three-Point Field Goals: 0-1 (.000).

JEFF COOK**Height: 6'10"****Weight: 225****Born: October 21, 1956****(Idaho State '78)***Traded by Phoenix with a 1983 third round draft choice and cash for James Edwards, February 7, 1983.*

YEAR	GP	MIN	FGM	FGA	FG%	FTM	FTA	FT%	OR	DR	TR	AST	PF-D	STL	BS	PTS	PPG
1982-83	30	782	87	162	.537	38	50	.760	75	131	206	44	92-3	27	18	212	7.1
1983-84	81	1950	188	387	.486	94	130	.723	174	310	484	123	282-7	68	47	471	5.8
1984-85	18	440	46	105	.438	17	27	.630	41	63	104	23	53-0	5	9	109	6.1
3 Years	129	3172	321	654	.491	149	207	.720	290	504	794	190	427-10	100	74	792	6.1

Three-Point Field Goals: 1982-83, 0-1 (.000); 1983-84, 1-2 (.500); 1984-85, 0-1 (.000); Total 1-4 (.250).

TYLER COOK**Height: 6'9"****Weight: 255****Born: September 23, 1997****(Iowa '19)***Claimed off waivers on Oct. 19, 2019; Two-Way contract converted to a standard NBA Contract on Jan. 3, 2020; Signed to a 10-day contract on Jan. 9, 2020; Signed to a second 10-day contract on Jan. 20, 2020.*

YEAR	GP	MIN	FGM	FGA	FG%	FTM	FTA	FT%	OR	DR	TR	AST	PF-D	STL	BLK	PTS	PPG
2019-20	11	35	7	10	.700	5	6	.833	4	6	10	1	4-0	1	0	19	1.7

Three-point field goals: 0-0 (.000)

JOE COOKE**Height: 6'3"****Weight: 175****Born: August 14, 1948****(Indiana '70)***Drafted by Cleveland in sixth round, 1970 (94th pick).*

YEAR	GP	MIN	FGM	FGA	FG%	FTM	FTA	FT%	OR	DR	TR	AST	PF-D	STL	BS	PTS	PPG
1970-71	73	725	134	341	.393	48	59	.814	—	—	114	93	135-2	—	—	316	4.3

TYRONE CORBIN**Height: 6'6"****Weight: 222****Born: December 31, 1962****(DePaul '85)***Signed as a free agent, January 24, 1987.*

YEAR	GP	MIN	FGM	FGA	FG%	FTM	FTA	FT%	OR	DR	TR	AST	PF-D	STL	BS	PTS	PPG
1986-87	32	438	43	117	.368	42	57	.737	36	60	96	17	48-0	17	2	129	4.0
1987-88	54	1148	158	322	.491	77	98	.786	79	141	220	56	128-2	42	15	393	7.3
2 Years	86	1586	201	439	.458	119	155	.768	115	201	316	73	176-2	59	17	522	6.1

Three-Point Field Goals: 1986-87, 1-4 (.250); 1987-88, 0-3 (.000); Total 1-7 (.143).

JOE COURTNEY**Height: 6'9"****Weight: 228****Born: October 17, 1969****(Southern Mississippi '92)***Signed as a free agent, October 6, 1995.*

YEAR	GP	MIN	FGM	FGA	FG%	FTM	FTA	FT%	OR	DR	TR	AST	PF-D	STL	BS	PTS	PPG
1995-96	23	200	15	35	.429	8	18	.444	24	25	49	9	35-0	5	6	38	1.7

GEFF CROMPTON**Height: 6'11"****Weight: 295****Born: July 4, 1955****(North Carolina '78)***Signed as a free agent, March 10, 1984.*

YEAR	GP	MIN	FGM	FGA	FG%	FTM	FTA	FT%	OR	DR	TR	AST	PF-D	STL	BS	PTS	PPG
1983-84	7	23	1	8	.125	3	6	.500	6	3	9	1	4-0	1	1	5	0.7

JOHN CROTTY**Height: 6'1"****Weight: 185****Born: July 15, 1969****(Virginia '91)***Signed as a free agent, October 23, 1995.*

YEAR	GP	MIN	FGM	FGA	FG%	FTM	FTA	FT%	OR	DR	TR	AST	PF-D	STL	BS	PTS	PPG
1995-96	58	617	51	114	.447	62	72	.861	20	34	54	102	60-0	22	6	172	3.0

Three-Point Field Goals: 8-27 (.296).

PLAYOFFS

YEAR	GP	MIN	FGM	FGA	FG%	FTM	FTA	FT%	OR	DR	TR	AST	PF-D	STL	BS	PTS	PPG
1996	2	9	0	0	—	2	2	1.000	1	0	1	1	6-0	1	1	2	1.0

JAE CROWDER

Height: 6'6"

Weight: 235

Born: July 6, 1990

(Marquette '12)

Acquired from the Boston Celtics along with Isaiah Thomas, Jae Crowder, the Brooklyn Nets' 2018 unprotected first round pick and Miami Heat's 2020 second round pick in exchange for Kyrie Irving on August 22, 2017.

YEAR	GP	MIN	FGM	FGA	FG%	FTM	FTA	FT%	OR	DR	TR	AST	PF-D	STL	BLK	PTS	PPG
2017-18	53	1346	157	376	.418	78	92	.848	41	132	173	58	124-0	41	12	454	8.6

Three-point field goals: 62-189 (.328)

JARED CUNNINGHAM

Height: 6'4"

Weight: 187

Born: May 22, 1991

(Oregon State '12)

Signed as a free agent on October 25, 2015.

YEAR	GP	MINS	FGM	FGA	FG%	FTM	FTA	FT%	OR	DR	TR	AST	PF-D	STL	BS	PTS	PPG
2015-16	40	355	32	91	.352	30	48	.625	3	26	29	19	37-0	12	2	104	2.6

Three-Point Field Goals: 10-32 (.313)

DELL CURRY

Height: 6'5"

Weight: 195

Born: June 25, 1964

(Virginia Tech '86)

Traded by Utah with Kent Benson in a three-way trade with New Jersey, October 8, 1987. The Cavs sent John Bagley and Keith Lee to New Jersey and Melvin Turpin to Utah, and acquired James Bailey from the Nets.

YEAR	GP	MINS	FGM	FGA	FG%	FTM	FTA	FT%	OR	DR	TR	AST	PF-D	STL	BS	PTS	PPG
1987-88	79	1499	340	742	.458	79	101	.782	43	123	166	149	128-0	94	22	787	10.0

Three-Point Field Goals: 28-81 (.346).

PLAYOFFS

YEAR	GP	MINS	FGM	FGA	FG%	FTM	FTA	FT%	OR	DR	TR	AST	PF-D	STL	BS	PTS	PPG
1988	2	17	1	4	.250	0	0	—	1	0	1	2	1-0	0	1	2	1.0

Three-Point Field Goals: 0-1 (.000).

SETH CURRY

Height: 6'1"

Weight: 180

Born: August 23, 1990

(Duke '13)

Signed to a 10-day contract on March 21, 2014

YEAR	GP	MINS	FGM	FGA	FG%	FTM	FTA	FT%	OR	DR	TR	AST	PF-D	STL	BS	PTS	PPG
2013-14	1	9	1	3	.333	0	0	.000	0	1	1	0	0-0	2	0	3	3.0

Three-Point Field Goals: 1-1 (1.000)

BRAD DAUGHERTY

Height: 7'0"

Weight: 263

Born: October 19, 1965

(North Carolina '86)

Drafted by Cleveland in first round, 1986 (first pick).

YEAR	GP	MINS	FGM	FGA	FG%	FTM	FTA	FT%	OR	DR	TR	AST	PF-D	STL	BS	PTS	PPG
1986-87	80	2695	487	905	.538	279	401	.696	152	495	647	304	248-3	49	63	1253	15.7
1987-88	79	2957	551	1081	.510	378	528	.716	151	514	665	333	235-2	48	56	1480	18.7
1988-89	78	2821	544	1012	.538	386	524	.737	167	551	718	285	175-1	63	40	1475	18.9
1989-90	41	1438	244	509	.479	202	287	.704	77	296	373	130	108-1	29	22	690	16.8
1990-91	76	2946	605	1155	.524	435	579	.751	177	653	830	253	191-2	74	46	1645	21.6
1991-92	73	2643	576	1010	.570	414	533	.777	191	569	760	262	190-1	65	78	1566	21.5
1992-93	71	2691	520	911	.571	391	492	.795	164	562	726	312	174-0	53	56	1432	20.2
1993-94	50	1838	296	606	.488	256	326	.785	128	380	508	149	145-1	41	36	848	17.0
1994-95	DID NOT PLAY — INJURED																
1995-96	DID NOT PLAY — INJURED																

10 Years 548 20029 3823 7189 .532 2741 3670 .747 1207 4020 5227 2028 1466-11 422 397 10389 19.0
Three-Point Field Goals: 1987-88, 0-2 (.000); 1988-89, 1-3 (.333); 1989-90, 0-2 (.000); 1990-91, 0-3 (.000); 1991-92, 0-2 (.000); 1992-93, 1-2 (.500); Total 2-14 (.143).

PLAYOFFS

YEAR	GP	MINS	FGM	FGA	FG%	FTM	FTA	FT%	OR	DR	TR	AST	PF-D	STL	BS	PTS	PPG
1988	5	204	29	63	.460	21	31	.677	10	36	46	16	11-0	2	7	79	15.8
1989	5	167	17	47	.362	21	35	.600	12	34	46	12	18-0	6	5	55	11.0
1990	5	186	41	70	.586	32	46	.696	4	44	48	20	12-0	2	4	114	22.8
1992	17	687	124	235	.528	118	145	.814	37	137	174	58	47-0	11	17	366	21.5
1993	9	356	64	115	.557	40	50	.800	26	79	105	31	25-1	6	7	168	18.7
5 Years	41	1600	275	530	.519	232	307	.756	89	330	419	137	113-1	27	40	782	19.1

Three-Point Field Goals: 1989, 0-1 (.000); 1992, 0-1 (.000); Total 0-2 (.000).

ALL-STAR GAME

YEAR	GP	MINS	FGM	FGA	FG%	FTM	FTA	FT%	OR	DR	TR	AST	PF-D	STL	BLK	PTS	PPG
1988	1	15	6	7	.857	0	0	—	0	3	3	1	4-0	0	1	12	12.0
1989	1	15	0	3	.000	0	0	—	2	1	3	0	0-0	1	0	0	0.0
1991	1	12	3	7	.429	2	3	.667	3	2	5	1	0-0	0	0	8	8.0
1992	1	15	3	8	.375	0	0	—	3	3	6	1	0-0	1	0	6	6.0
1993	1	19	3	4	.750	2	4	.500	1	6	7	0	0-0	0	0	8	8.0
5 Years	5	76	15	29	.517	4	7	.571	9	15	24	3	4-0	2	1	34	6.8

KORNEL DAVID**Height: 6'9"****Weight: 230****Born: October 22, 1971****(Budapest AEH)***Signed to a 10-day contract on January 6, 2000 and to a second 10-day contract on January 16, 2000.*

YEAR	GP	MINS	FGM	FGA	FG%	FTM	FTA	FT%	OR	DR	TR	AST	PF-D	STL	BS	PTS	PPG
1999-2000	6	31	4	9	.444	3	4	.750	4	4	8	1	7-0	4	1	11	1.8

BARON DAVIS**Height: 6'3"****Weight: 212****Born: April 13, 1979****(UCLA '99)***Acquired in a trade from the Los Angeles Clippers on February 24, 2011 along with a 2011 first round pick. In exchange, the Cavaliers sent Jamario Moon and Mo Williams to the Clippers.*

YEAR	GP	MINS	FGM	FGA	FG%	FTM	FTA	FT%	OR	DR	TR	AST	PF-D	STL	BS	PTS	PPG
2010-11	15	381	75	178	.421	22	27	.815	6	30	36	92	29-0	16	6	208	13.9

Three-Point Field Goals: 2010-11, 36-87 (.414)

CHARLIE DAVIS**Height: 6'2"****Weight: 160****Born: September 7, 1949****(Wake Forest '71)***Drafted by Cleveland in eighth round, 1971 (120th pick).*

YEAR	GP	MINS	FGM	FGA	FG%	FTM	FTA	FT%	OR	DR	TR	AST	PF-D	STL	BS	PTS	PPG
1971-72	61	1144	229	569	.402	142	169	.840	—	—	92	123	143-3	—	—	600	9.8
1972-73	6	86	20	41	.488	4	7	.571	—	—	5	10	20-1	—	—	44	7.3
2 Years	67	1230	249	610	.408	146	176	.830	—	—	97	133	163-4	—	—	644	9.6

DWIGHT DAVIS**Height: 6'8"****Weight: 220****Born: October 28, 1949****(Houston '72)***Drafted by Cleveland in first round, 1972 (third pick).*

YEAR	GP	MINS	FGM	FGA	FG%	FTM	FTA	FT%	OR	DR	TR	AST	PF-D	STL	BS	PTS	PPG
1972-73	81	2151	293	748	.392	176	222	.793	—	—	563	118	297-5	—	—	762	9.4
1973-74	76	2477	376	862	.436	197	274	.719	174	470	644	186	291-6	63	74	949	12.5
1974-75	78	1964	295	666	.443	176	245	.718	108	356	464	150	254-3	45	39	766	9.8
3 Years	235	6592	964	2276	.424	549	741	.741	282	826	1671	454	841-14	108	113	2477	10.5

HARRY DAVIS**Height: 6'8"****Weight: 220****Born: January 27, 1956****(Florida State '78)***Drafted by Cleveland in second round, 1978 (33rd pick).*

YEAR	GP	MINS	FGM	FGA	FG%	FTM	FTA	FT%	OR	DR	TR	AST	PF-D	STL	BS	PTS	PPG
1978-79	40	394	66	153	.431	30	43	.698	27	39	66	16	66-1	13	8	162	4.1

JOHNNY DAVIS**Height: 6'2"****Weight: 170****Born: October 21, 1955****(Dayton '77)***Traded by Atlanta for Stewart Granger and John Garriss, August 8, 1984.*

YEAR	GP	MINS	FGM	FGA	FG%	FTM	FTA	FT%	OR	DR	TR	AST	PF-D	STL	BS	PTS	PPG
1984-85	76	1920	337	791	.426	255	300	.850	35	84	119	426	136-1	43	4	941	12.4
1985-86	39	612	102	237	.430	67	79	.848	6	30	36	105	44-0	24	4	273	7.0
2 Years	115	2532	439	1028	.427	322	379	.850	41	114	155	531	180-1	67	8	1214	10.6

Three-Point Field Goals: 1984-85, 12-46 (.261); 1985-86, 2-11 (.182); Total 14-57 (.246).

PLAYOFFS

YEAR	GP	MINS	FGM	FGA	FG%	FTM	FTA	FT%	OR	DR	TR	AST	PF-D	STL	BS	PTS	PPG
1985	3	50	12	16	.750	4	5	.800	1	5	6	15	5-0	5	0	28	9.3

Three-Point Field Goals: 0-1 (.000).

RICKY DAVIS**Height: 6'7"****Weight: 195****Born: September 23, 1979****(Iowa '98)***Acquired from the Miami Heat in a three-way trade on October 26, 2001. The Cavaliers also acquired Brian Skinner from the Toronto Raptors while the Heat received the rights to Chris Gatling from Cleveland. The Raptors obtained Don MacLean from Miami to complete the transaction.*

YEAR	GP	MINS	FGM	FGA	FG%	FTM	FTA	FT%	OR	DR	TR	AST	PF-D	STL	BS	PTS	PPG
2001-02	82	1954	376	781	.481	196	248	.790	63	180	243	178	145-0	69	23	959	11.7
2002-03	79	3131	602	1470	.410	348	465	.748	97	293	390	436	180-0	125	36	1626	20.6
2003-04	22	796	134	311	.431	51	75	.680	18	103	121	111	51-1	25	8	336	15.3
3 Years	183	5881	1112	2562	.434	595	788	.755	178	576	754	725	651-2	219	67	2921	16.0

Three-Point Field Goals: 2001-02, 11-35 (.314); 2002-03, 74-204 (.363); 2003-04, 17-48 (.354); Total 102-287 (.355).

ANDREW DECLERCO**Height: 6'10"****Weight: 234****Born: February 1, 1973****(Florida '95)***Acquired along with a first round choice in 1999 from the Boston Celtics in exchange for Vitaly Potapenko on March 11, 1999.*

YEAR	GP	MINS	FGM	FGA	FG%	FTM	FTA	FT%	OR	DR	TR	AST	PF-D	STL	BS	PTS	PPG
1998-99	33	844	110	219	.502	76	112	.679	71	121	192	21	110-2	37	20	296	9.0
1999-2000	82	1831	225	443	.508	94	160	.588	156	283	439	58	275-6	63	66	544	6.6
2 Years	115	2675	335	662	.506	170	272	.625	227	404	631	79	385-8	100	86	840	7.3

SAM DEKKER**Height: 6'9"****Weight: 230"****Born: May 6, 1994****(Wisconsin '15)**

Acquired from the Los Angeles Clippers along with the draft rights to Renaldas Seibutis and cash considerations in exchange for the draft rights to Vladimir Veremeenko on August 7, 2018.

YEAR	GP	MIN	FGM	FGA	FG%	FTM	FTA	FT%	OR	DR	TR	AST	PF-D	STL	BLK	PTS	PPG
2018-19	9	169	22	48	.458	8	10	.800	9	24	33	9	13-0	11	0	57	6.3

Three-point field goals: 5-13 (.385)

LUOL DENG**Height: 6'9"****Weight: 220****Born: April 16, 1985****(Duke '04)**

Acquired from the Chicago Bulls in exchange for center Andrew Bynum, three future draft picks and the right to swap 2015 first round picks (1-14 protected) on January 7, 2014.

YEAR	GP	MINS	FGM	FGA	FG%	FTM	FTA	FT%	OR	DR	TR	AST	PF-D	STL	BS	PTS	PPG
2013-14	40	1353	211	506	.417	40	127	.315	59	144	203	98	58-0	38	5	573	14.3

Three-Point Field Goals: 40-127 (.315)

KANIEL DICKENS**Height: 6'8"****Weight: 215****Born: July 21, 1978****(Idaho '00)**

Signed as a free agent on February 22, 2008

YEAR	GP	MINS	FGM	FGA	FG%	FTM	FTA	FT%	OR	DR	TR	AST	PF-D	STL	BS	PTS	PPG
2007-08	5	12	1	3	.333	0	0	---	0	1	1	1	1-0	0	1	2	0.4

MICKY DILLARD**Height: 6'3"****Weight: 170****Born: October 15, 1958****(Florida State '81)**

Drafted by Cleveland in third round, 1981 (55th pick).

YEAR	GP	MINS	FGM	FGA	FG%	FTM	FTA	FT%	OR	DR	TR	AST	PF-D	STL	BS	PTS	PPG
1981-82	33	221	29	79	.367	15	23	.652	6	9	15	34	40-0	3	2	73	2.2

DeSAGANA DIOP**Height: 7'0"****Weight: 280****Born: January 30, 1982****(Oak Hill Academy)**

Drafted by Cleveland in first round, 2001 (eighth overall)

YEAR	GP	MINS	FGM	FGA	FG%	FTM	FTA	FT%	OR	DR	TR	AST	PF-D	STL	BS	PTS	PPG
2001-02	18	109	12	29	.414	1	5	.200	5	12	17	5	19-0	1	10	25	1.4
2002-03	80	943	54	154	.351	11	30	.367	63	152	215	43	148-4	33	81	119	1.5
2003-04	56	730	57	147	.388	12	20	.600	72	127	199	34	116-1	26	51	126	2.3
2004-05	39	306	20	69	.290	0	5	.000	30	40	70	15	53-0	8	27	40	1.0
4 Years	193	2088	143	399	.358	24	60	.400	170	331	501	97	336-5	68	169	310	1.6

Three-Point Field Goals: 2004-05, 0-2 (.000); Total 0-2 (.000).

MICHAEL DOLEAC**Height: 6'11"****Weight: 262****Born: June 15, 1977****(Utah '98)**

Acquired from the Orlando Magic in exchange for the draft rights to Brendan Haywood on June 27, 2001.

YEAR	GP	MINS	FGM	FGA	FG%	FTM	FTA	FT%	OR	DR	TR	AST	PF-D	STL	BS	PTS	PPG
2001-02	42	705	78	187	.417	38	46	.826	47	121	168	25	98-4	15	11	194	4.6

GREG DREILING**Height: 7'1"****Weight: 265****Born: November 7, 1963****(Kansas '86)**

Signed as a free agent, October 5, 1994.

YEAR	GP	MINS	FGM	FGA	FG%	FTM	FTA	FT%	OR	DR	TR	AST	PF-D	STL	BS	PTS	PPG
1994-95	58	483	42	102	.412	26	41	.634	32	84	116	22	108-1	6	22	110	1.9

PLAYOFFS

YEAR	GP	MINS	FGM	FGA	FG%	FTM	FTA	FT%	OR	DR	TR	AST	PF-D	STL	BS	PTS	PPG
1995	1	7	0	2	.000	0	0	---	0	1	1	0	2-0	0	0	0	0.0

CHRIS DUDLEY

Height: 6'11"

Weight: 242

Born: February 22, 1965

(Yale '87)

Drafted by Cleveland in fourth round, 1987 (75th pick).

YEAR	GP	MINS	FGM	FGA	FG%	FTM	FTA	FT%	OR	DR	TR	AST	PF-D	STL	BS	PTS	PPG
1987-88	55	513	65	137	.474	40	71	.563	74	70	144	23	87-2	13	19	170	3.1
1988-89	61	544	73	168	.435	39	107	.364	72	85	157	21	82-0	9	44	185	3.0
1989-90	37	684	79	203	.389	26	77	.338	88	115	203	20	83-1	19	41	184	5.0
3 Years	153	1741	217	508	.427	105	255	.412	234	270	504	64	252-3	41	104	539	3.5
Three-Point Field Goals: 1988-89, 0-1 (.000).																	

PLAYOFFS

YEAR	GP	MINS	FGM	FGA	FG%	FTM	FTA	FT%	OR	DR	TR	AST	PF-D	STL	BS	PTS	PPG
1988	4	24	2	4	.500	1	2	.500	4	2	6	2	3-0	0	0	5	1.3
1989	1	4	0	1	.000	0	0	—	0	0	0	0	1-0	0	0	0	0.0
2 Years	5	28	2	5	.400	1	2	.500	4	2	6	2	4-0	0	0	5	1.0

TONY DUMAS

Height: 6'6"

Weight: 190

Born: August 25, 1972

(Missouri-Kansas City '94)

Acquired along with Wesley Person from Phoenix in a three-way trade, which also involved Denver on October 1, 1997. In exchange, the Cavs traded a future first round draft pick, while Denver received two first round draft choices and two second round picks from Phoenix. The Suns acquired Antonio McDyess from Denver to complete the transaction.

YEAR	GP	MINS	FGM	FGA	FG%	FTM	FTA	FT%	OR	DR	TR	AST	PF-D	STL	BS	PTS	PPG
1997-98	7	47	6	12	.500	0	3	.000	1	4	5	5	5-0	0	0	14	2.0
Three-Point Field Goals: 2-4 (.500).																	

MIKE DUNLEAVY

Height: 6'9"

Weight: 220

Born: September 15, 1980

(Duke '02)

Acquired along with draft rights to forward Vladimir Veremeenko from the Chicago Bulls in exchange for the rights to forward Albert Miralles on July 7, 2016.

YEAR	GP	MINS	FGM	FGA	FG%	FTM	FTA	FT%	OR	DR	TR	AST	PF-D	STL	BS	PTS	PPG
2016-17	12	266	36	90	.400	14	19	.7370	5	42	47	20	32-0	6	2	106	4.6
Three-Point Field Goals: 20-57 (.351)																	

JAMES EDWARDS

Height: 7'0"

Weight: 225

Born: November 22, 1955

(Washington '77)

Signed as a free agent, May 25, 1981.

YEAR	GP	MINS	FGM	FGA	FG%	FTM	FTA	FT%	OR	DR	TR	AST	PF-D	STL	BS	PTS	PPG
1981-82	77	2539	528	1033	.511	232	339	.684	189	392	581	123	347-17	24	117	1288	16.7
1982-83	15	382	73	150	.487	38	61	.623	37	59	96	13	61-3	7	14	184	12.3
2 Years	92	2921	601	1183	.508	270	400	.675	226	451	677	136	408-20	31	131	1472	16.0
Three-Point Field Goals: 1981-82, 0-4 (.000).																	

SHANE EDWARDS

Height: 6'7"

Weight: 220

Born: May 31, 1987

(Arkansas - Little Rock '09)

Signed to a 10-day contract on March 12, 2014.

YEAR	GP	MINS	FGM	FGA	FG%	FTM	FTA	FT%	OR	DR	TR	AST	PF-D	STL	BS	PTS	PPG
2013-14	2	12	1	3	.333	0	0	.000	1	1	2	0	1-0	0	0	2	1.0

JOHNNY EGAN

Height: 6'0"

Weight: 180

Born: January 31, 1939

(Providence '61)

Selected from Los Angeles in expansion draft, May 11, 1970.

YEAR	GP	MINS	FGM	FGA	FG%	FTM	FTA	FT%	OR	DR	TR	AST	PF-D	STL	BS	PTS	PPG
1970-71	26	410	40	98	.408	25	28	.893	—	—	32	58	31-0	—	—	105	4.0

CRAIG EHLO

Height: 6'7"

Weight: 205

Born: August 11, 1961

(Washington State '83)

Signed as a free agent, January 13, 1987.

YEAR	GP	MINS	FGM	FGA	FG%	FTM	FTA	FT%	OR	DR	TR	AST	PF-D	STL	BS	PTS	PPG
1986-87	44	890	99	239	.414	70	99	.707	55	106	161	92	80-0	40	30	273	6.2
1987-88	79	1709	226	485	.466	89	132	.674	86	188	274	206	182-0	82	30	563	7.1
1988-89	82	1867	249	524	.475	71	117	.607	100	195	295	266	161-0	110	19	608	7.4
1989-90	81	2894	436	940	.464	126	185	.681	147	292	439	371	226-2	126	23	1102	13.6
1990-91	82	2766	344	773	.445	95	140	.679	142	246	388	376	209-0	121	34	832	10.1
1991-92	63	2016	310	684	.453	87	123	.707	94	213	307	238	150-0	78	22	776	12.3
1992-93	82	2559	385	785	.490	86	120	.717	113	290	403	254	170-0	104	22	949	11.6
7 Years	513	14701	2049	4430	.463	624	916	.681	737	1530	2267	1803	1178-2	661	180	5103	9.9

Three-Point Field Goals: 1986-87, 5-29 (.172); 1987-88, 22-64 (.344); 1988-89, 39-100 (.390); 1989-90, 104-248 (.419); 1990-91, 49-149 (.329); 1991-92, 69-167 (.413); 1992-93, 93-244 (.381); Total 381-1001 (.381).

PLAYOFFS

YEAR	GP	MINS	FGM	FGA	FG%	FTM	FTA	FT%	OR	DR	TR	AST	PF-D	STL	BS	PTS	PPG
1988	5	128	17	40	.425	10	16	.625	3	15	18	17	14-0	5	0	44	8.8
1989	4	97	17	39	.436	9	11	.818	2	4	6	13	10-0	3	1	48	12.0
1990	5	196	26	62	.419	12	19	.632	7	25	32	32	18-0	6	0	69	13.8
1992	17	552	63	152	.414	16	21	.762	22	55	77	77	40-0	21	5	163	9.6
1993	9	289	38	91	.418	12	15	.800	10	21	31	25	19-0	12	4	98	10.9
5 Years	40	1262	161	384	.419	59	82	.720	44	120	164	164	101-0	47	10	422	10.6

Three-Point Field Goals: 1988, 0-8 (.000); 1989, 5-13 (.385); 1990, 5-15 (.333); 1992, 21-51 (.412); 1993, 10-26 (.385); Total 41-113 (.363).

WAYNE ELLINGTON

Height: 6'4"

Weight: 200

Born: November 29, 1987

(North Carolina '09)

Acquired along with Marreese Speights, Josh Selby and a future first round draft pick on January 22, 2013 from the Memphis Grizzlies in exchange for Jon Leuer.

YEAR	GP	MINS	FGM	FGA	FG%	FTM	FTA	FT%	OR	DR	TR	AST	PF-D	STL	BS	PTS	PPG
2012-13	38	985	145	330	.439	53	59	.898	20	94	114	62	43-0	29	2	396	10.4

Three-Point Field Goals: 2012-13, 53-143 (.371); Total 53-143 (.371).

SEMIH ERDEN

Height: 7'0"

Weight: 240

Born: July 28, 1986

(Istanbul, Turkey)

Acquired in a trade from the Boston Celtics on February 24, 2011 along with Luke Harangody in exchange for a 2013 second-round pick

YEAR	GP	MINS	FGM	FGA	FG%	FTM	FTA	FT%	OR	DR	TR	AST	PF-D	STL	BS	PTS	PPG
2010-11	4	65	4	14	.286	5	6	.833	6	5	11	26	12-0	2	3	13	3.3
2011-12	28	334	39	74	.527	21	41	.512	20	52	72	1	60-1	10	5	99	3.5
2 years	32	399	43	88	.489	26	47	.553	26	57	83	27	254-3	12	8	112	3.5

Three-Point Field Goals: 2010-11, 0-0 (.000); 2011-12, 0-0(.000); Total 0-0 (.000).

MIKE EVANS

Height: 6'1"

Weight: 170

Born: April 19, 1955

(Kansas State '78)

Signed as a free agent, February 20, 1982.

YEAR	GP	MINS	FGM	FGA	FG%	FTM	FTA	FT%	OR	DR	TR	AST	PF-D	STL	BS	PTS	PPG
1981-82	8	74	11	35	.314	5	8	.625	2	8	10	20	10-0	4	0	27	3.4

CHRISTIAN EYENGA

Height: 6'5"

Weight: 210

Born: June 22, 1989

(Kinshasa, Democratic Republic of Congo)

Selected by the Cavaliers in the first round (30th overall pick) of the 2009 NBA Draft.

YEAR	GP	MINS	FGM	FGA	FG%	FTM	FTA	FT%	OR	DR	TR	AST	PF-D	STL	BS	PTS	PPG
2010-11	44	946	130	306	.425	18	28	.643	27	96	123	35	78-0	34	28	303	6.9
2011-12	6	83	3	19	.158	2	6	.333	3	9	12	4	7-0	3	4	9	1.5
2 years	50	1029	133	325	.409	20	34	.588	30	105	135	39	85-0	37	32	312	6.2

Three-Point Field Goals: 2010-11, 25-91 (.275); 2011-12, 1-2 (.500); Total 26-93 (.280)

KAY FELDER

Height: 5'9"

Weight: 176

Born: March 29, 1985

(Oakland '16)

Acquired from the Atlanta Hawks in exchange for cash considerations on June 24, 2016.

YEAR	GP	MINS	FGM	FGA	FG%	FTM	FTA	FT%	OR	DR	TR	AST	PF-D	STL	BS	PTS	PPG
2016-17	42	386	62	158	.392	35	49	.714	3	38	41	58	38-0	18	7	166	4.0

Three-Point Field Goals: 7-22 (.318)

CARRICK FELIX

Height: 6'6"

Weight: 201

Born: August 17, 1990

(Arizona State '13)

Selected by the Cleveland Cavaliers in the second round (33rd overall pick) of the 2013 NBA Draft.

YEAR	GP	MINS	FGM	FGA	FG%	FTM	FTA	FT%	OR	DR	TR	AST	PF-D	STL	BS	PTS	PPG
2013-14	7	38	7	14	.500	3	4	.750	1	5	6	4	4-0	0	0	19	2.7

Three-Point Field Goals: 2-5 (.400)

ERIC FERNSTEN
Height: 6'9" **Weight: 205** **Born: November 1, 1953** **(San Francisco '75)**
Drafted by Cleveland in fourth round, 1975 (62nd pick).

YEAR	GP	MINS	FGM	FGA	FG%	FTM	FTA	FT%	OR	DR	TR	AST	PF-D	STL	BS	PTS	PPG
1975-76	4	9	0	2	.000	0	0	—	0	1	1	0	1-0	0	0	0	0.0

DANNY FERRY
Height: 6'10" **Weight: 230** **Born: October 17, 1966** **(Duke '89)**
Acquired rights on November 16, 1989 from the Los Angeles Clippers along with Reggie Williams, in exchange for Ron Harper, the Cavs first round draft selections in 1990 and 1992 and the Cavs second round pick in 1991.

YEAR	GP	MINS	FGM	FGA	FG%	FTM	FTA	FT%	OR	DR	TR	AST	PF-D	STL	BS	PTS	PPG
1990-91	81	1661	275	643	.428	124	152	.816	99	187	286	142	230-1	43	25	697	8.6
1991-92	68	937	134	328	.409	61	73	.836	53	160	213	75	135-0	22	15	346	5.1
1992-93	76	1461	220	459	.479	99	113	.876	81	198	279	137	171-1	29	49	573	7.5
1993-94	70	965	149	334	.446	38	43	.884	47	94	141	74	113-0	28	22	350	5.0
1994-95	82	1290	223	500	.446	74	84	.881	30	113	143	96	131-0	27	22	614	7.5
1995-96	82	2680	422	919	.459	103	134	.769	71	238	309	191	233-3	57	37	1090	13.3
1996-97	82	2633	341	794	.429	74	87	.851	82	255	337	151	245-1	56	32	870	10.6
1997-98	69	1034	113	286	.395	32	40	.800	23	91	114	59	118-0	26	17	291	4.2
1998-99	50	1058	141	296	.476	29	33	.879	16	86	102	53	113-0	23	10	349	7.0
1999-2000	63	1326	189	380	.497	52	57	.912	55	183	238	67	181-1	22	24	463	7.3
10 Years	723	15045	2207	4939	.447	686	816	.841	557	1605	2162	1045	1670-7	333	253	5643	7.8
Three-Point Field Goals: 1990-91, 23-77 (.299); 1991-92, 17-48 (.354); 1992-93, 34-82 (.415); 1993-94, 14-51 (.275); 1994-95, 94-233 (.403); 1995-96, 143-363 (.394); 1996-97, 114-284 (.401); 1997-98, 33-99 (.333); 1998-99, 38-97 (.392); 1999-2000, 33-75 (.440); Total 543-1409 (.385).																	

PLAYOFFS

YEAR	GP	MINS	FGM	FGA	FG%	FTM	FTA	FT%	OR	DR	TR	AST	PF-D	STL	BS	PTS	PPG
1992	9	55	7	15	.467	4	4	1.000	7	9	16	1	7-0	1	1	19	2.1
1993	8	118	13	34	.382	9	10	.900	4	21	25	14	14-0	4	3	39	4.9
1994	1	4	0	0	—	0	0	—	0	0	0	1	1-0	0	0	0	0.0
1995	4	67	13	25	.520	4	6	.667	0	3	3	6	9-0	2	0	38	9.5
1996	3	117	14	41	.341	0	0	—	1	14	15	9	13-1	3	2	29	9.7
1998	3	10	0	2	.000	0	0	—	0	1	1	0	1-0	0	0	0	0.0
6 Years	28	371	47	117	.402	17	20	.850	12	48	60	31	45-1	10	6	125	4.5
Three-Point Field Goals: 1992, 1-3 (.333); 1993, 4-9 (.444); 1995, 8-15 (.533); 1996, 1-16 (.063); 1998, 0-2 (.000); Total 14-45 (.311).																	

BRUCE FLOWERS
Height: 6'8" **Weight: 220** **Born: June 13, 1957** **(Notre Dame '79)**
Drafted by Cleveland in second round, 1979 (26th pick).

YEAR	GP	MINS	FGM	FGA	FG%	FTM	FTA	FT%	OR	DR	TR	AST	PF-D	STL	BS	PTS	PPG
1982-83	53	699	110	206	.534	41	53	.774	71	109	180	45	99-2	19	12	261	4.9
Three-Point Field Goals: 0-2 (.000).																	

DON FORD
Height: 6'9" **Weight: 215** **Born: December 31, 1952** **(Cal-Santa Barbara '75)**
Traded by Los Angeles with a 1980 first round draft choice for Butch Lee and a 1982 first round draft choice, February 15, 1980.

YEAR	GP	MINS	FGM	FGA	FG%	FTM	FTA	FT%	OR	DR	TR	AST	PF-D	STL	BS	PTS	PPG
1979-80	73	999	131	274	.478	45	53	.849	44	141	185	65	131-0	22	21	308	4.2
1980-81	64	996	100	224	.446	22	24	.917	74	90	164	84	100-1	15	12	222	3.5
1981-82	21	201	9	24	.375	5	6	.833	14	21	35	11	30-0	8	0	23	1.1
3 Years	158	2196	240	522	.460	72	83	.867	132	252	384	160	261-1	45	33	553	3.5

FRED FOSTER
Height: 6'5" **Weight: 220** **Born: March 18, 1946** **(Miami, Oh. '68)**
Signed as a free agent, October 29, 1973.

YEAR	GP	MINS	FGM	FGA	FG%	FTM	FTA	FT%	OR	DR	TR	AST	PF-D	STL	BS	PTS	PPG
1973-74	58	649	112	288	.389	54	64	.844	43	65	108	62	79-0	19	6	278	4.8
1974-75	73	1136	217	521	.417	69	97	.711	56	54	110	103	100-1	15	12	503	6.9
2 Years	131	1785	329	809	.407	123	161	.764	99	119	218	165	209-1	41	8	781	6.0

WALT FRAZIER
Height: 6'4" **Weight: 205** **Born: March 29, 1945** **(Southern Illinois '67)**
Acquired from New York as compensation for anticipated signing of veteran free agent Jim Clemons, October 7, 1977.

YEAR	GP	MINS	FGM	FGA	FG%	FTM	FTA	FT%	OR	DR	TR	AST	PF-D	STL	BS	PTS	PPG
1977-78	51	1664	336	714	.471	153	180	.850	54	155	209	209	124-1	77	9	825	16.2
1978-79	12	279	54	122	.443	21	27	.778	7	13	20	32	22-0	13	2	129	10.8
1979-80	3	27	4	11	.364	2	2	1.000	1	2	3	8	2-0	2	1	10	3.3
3 Years	66	1970	394	847	.465	176	209	.842	62	170	232	249	148-1	92	12	964	14.6

WORLD B. FREE

Height: 6'3"

Weight: 190

Born: December 9, 1953

(Guilford '76)

Traded by Golden State for Ron Brewer, December 15, 1982.

YEAR	GP	MINS	FGM	FGA	FG%	FTM	FTA	FT%	OR	DR	TR	AST	PF-D	STL	BS	PTS	PPG
1982-83	54	1933	485	1059	.458	324	434	.747	70	87	157	201	175-3	82	12	1309	24.2
1983-84	75	2375	626	1407	.445	395	504	.784	89	128	217	226	214-2	94	8	1669	22.3
1984-85	71	2249	609	1328	.459	308	411	.749	61	150	211	320	163-0	75	16	1597	22.5
1985-86	75	2535	652	1433	.455	379	486	.780	72	146	218	314	186-1	91	19	1754	23.4
4 Years	275	9092	2372	5227	.454	1406	1835	.766	292	511	803	1061	738-6	342	55	6329	23.0

Three-Point Field Goals: 1982-83, 15-42 (.357); 1983-84, 22-69 (.319); 1984-85, 71-193 (.368); 1985-86, 71-169 (.420); Total 179-473 (.378).

PLAYOFFS

YEAR	GP	MINS	FGM	FGA	FG%	FTM	FTA	FT%	OR	DR	TR	AST	PF-D	STL	BS	PTS	PPG
1985	4	150	41	93	.441	23	25	.920	4	6	10	31	12-0	6	0	105	26.3

Three-Point Field Goals: 0-4 (.000).

GARY FREEMAN

Height: 6'9"

Weight: 208

Born: July 25, 1948

(Oregon State '70)

Traded by Milwaukee with a future draft choice and cash for McCoy McLemore, February 1, 1971.

YEAR	GP	MINS	FGM	FGA	FG%	FTM	FTA	FT%	OR	DR	TR	AST	PF-D	STL	BS	PTS	PPG
1970-71	11	47	7	12	.583	1	2	.500	—	—	8	4	4-0	—	—	15	1.4

CHANNING FRYE

Height: 7'0"

Weight: 255"

Born: May 17, 1983

(Arizona '05)

Acquired from the Orlando Magic in exchange for G Jared Cunningham and a second round pick on February 18, 2016; signed as a free agent on July 19, 2018

YEAR	GP	MIN	FGM	FGA	FG%	FTM	FTA	FT%	OR	DR	TR	AST	PF-D	STL	BLK	PTS	PPG
2015-16	26	446	71	161	.441	11	14	.786	12	81	93	26	56-0	8	8	196	7.5
2016-17	74	1398	238	520	.458	63	74	.851	37	253	290	45	138-0	33	37	676	9.1
2017-18	44	545	84	169	.497	14	15	.933	10	100	110	28	54-0	17	12	212	4.8
2018-19	36	341	43	117	.368	11	14	.786	4	48	52	20	44-0	6	5	129	5.8
4 Years	180	2730	436	967	.451	99	117	.846	63	482	545	119	292-0	64	62	1213	6.7

Three-point field goals: 2015-16, 43-114 (.377); 2016-17, 137-335 (.409); 2017-18, 30-90 (.333); 2018-19, 32-79 (.405); Total, 242-618 (.392)

PLAYOFFS

YEAR	GP	MIN	FGM	FGA	FG%	FTM	FTA	FT%	OR	DR	TR	AST	PF	STL	BLK	PTS	PPG
2016	17	237	41	69	.594	6	7	.857	5	36	41	5	37	6	9	114	6.7
2017	12	154	31	60	.517	6	7	.857	0	22	22	13	11	3	4	88	7.3
2 Years	29	391	72	129	.558	12	14	.857	5	58	63	18	48	9	13	202	7.0

Three-point field goals: 2016, 26-46 (.565); 2017, 20-39 (.513); Total, 46-85 (.541)

TERRY FURLOW

Height: 6'4"

Weight: 190

Born: October 8, 1954

(Michigan State '76)

Traded by Philadelphia for future draft choices, October 3, 1977.

YEAR	GP	MINS	FGM	FGA	FG%	FTM	FTA	FT%	OR	DR	TR	AST	PF-D	STL	BS	PTS	PPG
1977-78	53	827	192	443	.433	88	99	.889	47	60	107	72	67-0	21	14	472	8.9
1978-79	49	1110	275	569	.483	103	125	.824	44	52	96	103	80-1	40	17	653	13.3
2 Years	102	1937	467	1012	.461	191	224	.853	91	112	203	175	147-1	61	31	1125	11.0

PLAYOFFS

YEAR	GP	MINS	FGM	FGA	FG%	FTM	FTA	FT%	OR	DR	TR	AST	PF-D	STL	BS	PTS	PPG
1978	2	50	13	27	.481	6	6	1.000	3	2	5	5	1-0	0	0	32	16.0

ROWLAND GARRETT

Height: 6'6"

Weight: 210

Born: July 16, 1950

(Florida State '72)

Traded by Chicago with Nate Thurmond for Steve Patterson and Eric Fernsten, November 27, 1975.

YEAR	GP	MINS	FGM	FGA	FG%	FTM	FTA	FT%	OR	DR	TR	AST	PF-D	STL	BS	PTS	PPG
1975-76	41	216	51	127	.402	15	21	.714	18	24	42	10	36-0	17	3	117	2.9
1976-77	29	215	40	93	.430	18	22	.818	10	30	40	7	30-0	7	3	98	3.4
2 Years	70	431	91	220	.414	33	43	.767	28	54	82	17	66-0	24	6	215	3.1

PLAYOFFS

YEAR	GP	MINS	FGM	FGA	FG%	FTM	FTA	FT%	OR	DR	TR	AST	PF-D	STL	BS	PTS	PPG
1976	4	5	0	0	—	2	4	.500	0	0	0	0	0-0	0	0	2	0.5

JOHN GARRIS

Height: 6'8"

Weight: 190

Born: June 6, 1959

(Boston College '83)

Drafted by Cleveland in second round, 1983 (27th pick).

YEAR	GP	MINS	FGM	FGA	FG%	FTM	FTA	FT%	OR	DR	TR	AST	PF-D	STL	BS	PTS	PPG
1983-84	33	267	52	102	.510	27	34	.794	35	42	77	10	40-4	8	6	131	4.0

CHRIS GATLING

Height: 6'10"

Weight: 230

Born: September 3, 1967

(Old Dominion '91)

Acquired from the Miami Heat in a three-way trade on August 30, 2000. The Cavs also acquired Clarence Weatherspoon from Miami and Gary Grant from the Portland Trail Blazers. Portland received Shawn Kemp from Cleveland, Miami acquired Brian Grant from the Trail Blazers and the Cavs obtained a first-round draft pick and cash considerations to complete the trade.

YEAR	GP	MINS	FGM	FGA	FG%	FTM	FTA	FT%	OR	DR	TR	AST	PF-D	STL	BS	PTS	PPG
2000-01	74	1670	329	733	.449	156	228	.684	99	292	391	61	185-0	52	27	842	11.4

Three-Point Field Goals: 28-92 (.304).

REGGIE GEARY

Height: 6'2"

Weight: 187

Born: August 31, 1973

(Arizona '96)

Drafted by Cleveland in second round, 1996 (56th pick).

YEAR	GP	MINS	FGM	FGA	FG%	FTM	FTA	FT%	OR	DR	TR	AST	PF-D	STL	BS	PTS	PPG
1996-97	39	246	22	58	.379	5	11	.455	4	11	15	36	36-0	13	2	57	1.5

Three-Point Field Goals: 8-21 (.381).

ALONZO GEE

Height: 6'6"

Weight: 225

Born: May 29, 1987

(Alabama '09)

Signed as a free agent on December 28, 2010.

YEAR	GP	MINS	FGM	FGA	FG%	FTM	FTA	FT%	OR	DR	TR	AST	PF-D	STL	BS	PTS	PPG
2010-11	40	973	108	234	.462	64	80	.800	49	108	157	33	81-0	33	16	297	7.4
2011-12	63	1827	227	551	.412	167	212	.788	101	221	322	113	149-1	83	17	665	10.6
2012-13	82	2541	305	744	.410	163	205	.795	75	245	320	133	199-2	107	29	842	10.3
2013-14	65	1020	98	236	.415	43	61	.705	35	114	149	47	96-0	39	15	258	4.0
4 Years	250	6361	738	1765	.418	437	558	.783	260	688	948	326	525-3	262	77	2062	8.2

Three-Point Field Goals: 2010-11, 17-49 (.347); 2011-12, 44-137 (.321); 2012-13, 69-219 (.315); 2013-14, 19-58 (.328)

DANIEL GIBSON

Height: 6'2"

Weight: 200

Born: February 27, 1986

(Texas '06)

Selected in the second round (42nd overall pick) of the 2006 NBA Draft.

YEAR	GP	MINS	FGM	FGA	FG%	FTM	FTA	FT%	OR	DR	TR	AST	PF-D	STL	BS	PTS	PPG
2006-07	60	990	98	231	.424	28	39	.718	28	64	92	69	94-1	23	8	276	4.6
2007-08	58	1767	201	465	.432	85	105	.810	30	104	134	145	163-2	47	14	605	10.4
2008-09	75	1790	206	527	.391	66	86	.767	31	124	155	132	163-0	44	16	586	7.8
2009-10	56	1076	125	268	.466	34	49	.694	13	60	73	70	79-0	25	7	355	6.3
2010-11	67	1865	264	660	.400	134	163	.822	24	153	177	201	154-3	48	21	780	11.6
2011-12	35	917	87	248	.351	34	43	.791	11	90	101	76	69-1	26	16	263	7.5
2012-13	46	923	84	247	.340	26	37	.703	5	55	60	82	89-1	30	4	250	5.4
7 Years	397	9328	1065	2646	.402	407	522	.780	142	650	792	775	811-8	243	86	3115	7.8

Three-Point Field Goals: 2006-07, 52-124 (.419); 2007-08, 118-268 (.440); 2008-09, 108-283 (.382); 2009-10, 71-149 (.477); 2010-11, 118-293 (.403); 2011-12, 55-139 (.396); 2012-13, 56-163 (.344); Total 578-1419 (.407).

PLAYOFFS

YEAR	GP	MINS	FGM	FGA	FG%	FTM	FTA	FT%	OR	DR	TR	AST	PF-D	STL	BS	PTS	PPG
2007	20	402	50	116	.431	38	43	.884	9	23	32	21	34-1	12	4	165	8.3
2008	11	285	35	78	.449	10	14	.714	4	15	19	27	18-0	7	2	99	9.0
2009	14	172	13	40	.325	11	11	1.000	1	6	7	6	18-0	1	3	47	3.4
2010	5	22	2	7	.286	2	2	1.00	0	3	3	1	3-0	0	0	7	1.4
4 Years	50	881	100	241	.415	61	70	.871	14	47	61	55	73-1	20	9	318	6.4

Three-Point Field Goals: 2007, 27-66 (.409); 2008, 19-42 (.452); 2009, 10-28 (.357); 2010, 1-4 (.250); Total 57-140 (.407).

DREW GOODEN

Height: 6'10"

Weight: 242

Born: September 24, 1981

(Kansas '02)

Acquired along with Anderson Varejao and Steven Hunter on July 23, 2004 from the Orlando Magic in exchange for Tony Battie and two second round picks.

YEAR	GP	MINS	FGM	FGA	FG%	FTM	FTA	FT%	OR	DR	TR	AST	PF-D	STL	BS	PTS	PPG
2004-05	82	2523	464	943	.492	251	310	.810	207	546	753	130	233-2	77	76	1184	14.4
2005-06	79	2174	334	652	.512	176	258	.682	237	428	665	56	190-2	52	49	845	10.7
2006-07	80	2238	371	784	.473	142	199	.714	263	418	681	88	210-2	70	28	885	11.1
2007-08	51	1564	232	523	.444	110	151	.728	117	306	423	50	144-0	35	30	574	11.3
4 Years	292	8499	1401	2902	.483	679	918	.740	824	1698	2522	324	777-6	234	183	3488	11.9

Three Point Field Goals: 2004-05, 5-28 (.179); 2005-06, 1-3 (.333); 2006-07, 1-6 (.167); 2007-08, 0-3 (.000).

PLAYOFFS

YEAR	GP	MINS	FGM	FGA	FG%	FTM	FTA	FT%	OR	DR	TR	AST	PF-D	STL	BS	PTS	PPG
2006	13	282	45	85	.529	17	18	.944	31	67	98	8	40-1	3	2	107	8.2
2007	20	605	99	201	.493	30	39	.769	49	111	160	20	62-2	10	9	228	11.4
2 Years	33	887	144	286	.503	47	57	.825	80	178	258	28	102-3	13	11	335	10.2

Three Point Field Goals: 2007, 0-2 (.000).

GREG GRAHAM

Height: 6'4"

Weight: 182

Born: November 26, 1970

(Indiana '93)

Acquired from Denver in exchange for Sherman Douglas, a second round draft pick in 2000 and other considerations on October 20, 1997.

YEAR	GP	MINS	FGM	FGA	FG%	FTM	FTA	FT%	OR	DR	TR	AST	PF-D	STL	BS	PTS	PPG
1997-98	6	56	7	12	.583	2	2	1.000	0	1	1	6	7-0	1	0	16	2.7

Three-Point Field Goals: 0-3 (.000).

JOEY GRAHAM

Height: 6'7"

Weight: 225

Born: June 11, 1982

(Oklahoma State '05)

Signed as a free agent on July 30, 2010.

YEAR	GP	MINS	FGM	FGA	FG%	FTM	FTA	FT%	OR	DR	TR	AST	PF-D	STL	BS	PTS	PPG
2010-11	39	587	82	179	.458	29	36	.806	8	76	84	18	73-0	6	7	202	5.2

Three-Point Field Goals: 2010-11, 9-30 (.300)

STEPHEN GRAHAM

Height: 6'6"

Weight: 215

Born: June 11, 1982

(Oklahoma State '05)

Signed to a 10-day contract on February 6, 2006. Signed to a second 10-day contract on February 20, 2006. Signed for the remainder of the season on February 24, 2006.

YEAR	GP	MINS	FGM	FGA	FG%	FTM	FTA	FT%	OR	DR	TR	AST	PF-D	STL	BS	PTS	PPG
2005-06	13	117	14	33	.424	8	9	.889	4	13	17	3	23-0	3	2	36	2.8

Three-Point Field Goals: 0-1 (.000).

STEWART GRANGER

Height: 6'3"

Weight: 195

Born: October 27, 1961

(Villanova '83)

Drafted by Cleveland in first round, 1983 (24th pick).

YEAR	GP	MINS	FGM	FGA	FG%	FTM	FTA	FT%	OR	DR	TR	AST	PF-D	STL	BS	PTS	PPG
1983-84	56	738	97	226	.429	53	70	.757	8	47	55	134	97-0	24	0	251	4.5

Three-Point Field Goals: 4-13 (.308).

EARL BUTCH GRAVES

Height: 6'3"

Weight: 200

Born: January 5, 1962

(Yale '84)

Signed to the first of two consecutive 10-day contracts, January 10, 1985.

YEAR	GP	MINS	FGM	FGA	FG%	FTM	FTA	FT%	OR	DR	TR	AST	PF-D	STL	BS	PTS	PPG
1984-85	4	11	2	6	.333	1	5	.200	0	2	2	1	4-0	1	0	5	1.3

DANNY GREEN

Height: 6'6"

Weight: 210

Born: June 22, 1987

(North Carolina '09)

Selected by the Cavaliers in the second round (46th overall pick) of the 2009 NBA Draft.

YEAR	GP	MINS	FGM	FGA	FG%	FTM	FTA	FT%	OR	DR	TR	AST	PF-D	STL	BS	PTS	PPG
2009-10	20	115	15	39	.385	4	6	.667	8	9	17	5	9-0	6	3	40	2.0

Three-Point Field Goals: 6-22 (.273).

JEFF GREEN

Height: 6'9"

Weight: 235

Born: August 28, 1986

(Georgetown '07)

Signed as a free agent on July 11, 2017.

YEAR	GP	MIN	FGM	FGA	FG%	FTM	FTA	FT%	OR	DR	TR	AST	PF-D	STL	BLK	PTS	PPG
2017-18	78	1828	295	618	.477	203	234	.868	60	186	246	99	149-0	41	34	846	10.8

Three-point field goals: 53-170 (.312)

PLAYOFFS

YEAR	GP	MIN	FGM	FGA	FG%	FTM	FTA	FT%	OR	DR	TR	AST	PF-D	STL	BLK	PTS	PPG
2018	22	523	58	142	.408	33	46	.717	7	46	53	32	36-0	7	15	170	7.7

Three-point field goals: 21-70 (.300)

LITTERIAL GREEN

Height: 6'1"

Weight: 215

Born: March 7, 1970

(Georgia '92)

Signed as a free agent, January 21, 1999.

YEAR	GP	MINS	FGM	FGA	FG%	FTM	FTA	FT%	OR	DR	TR	AST	PF-D	STL	BS	PTS	PPG
1998-99	1	2	0	1	.000	0	0	—	0	0	0	0	0-0	0	0	0	0.0

JAY GUIDINGER

Height: 6'10"

Weight: 255

Born: August 18, 1969

(Minnesota-Duluth '91)

Signed as a free agent, October 8, 1992.

YEAR	GP	MINS	FGM	FGA	FG%	FTM	FTA	FT%	OR	DR	TR	AST	PF-D	STL	BS	PTS	PPG
1992-93	32	215	19	55	.345	13	25	.520	26	38	64	17	48-0	9	10	51	1.6
1993-94	32	131	16	32	.500	15	21	.714	15	18	33	3	23-0	4	5	47	1.5
2 Years	64	346	35	87	.402	28	46	.609	41	56	97	20	71-0	13	15	98	1.5

PLAYOFFS

YEAR	GP	MINS	FGM	FGA	FG%	FTM	FTA	FT%	OR	DR	TR	AST	PF	STL	BS	PTS	PPG
1993	4	15	1	3	.333	0	2	.000	1	0	1	0	1-0	0	1	2	0.5

ZENDON HAMILTON

Height: 6'11"

Weight: 254

Born: April 29, 1975

(St. John's '98)

Signed as a free agent on October 3, 2005. Waived on Jan. 5, 2006 and then signed to consecutive 10-day contracts on Jan. 10, 2006.

YEAR	GP	MINS	FGM	FGA	FG%	FTM	FTA	FT%	OR	DR	TR	AST	PF-D	STL	BS	PTS	PPG
2005-06	11	46	7	13	.538	11	16	.688	3	8	11	0	4-0	3	0	25	2.3

LUKE HARANGODY

Height: 6'8"

Weight: 246

Born: January 2, 1988

(Notre Dame '10)

Acquired along with Semih Erden from the Boston Celtics in exchange for a second round pick in the 2013 NBA Draft.

YEAR	GP	MINS	FGM	FGA	FG%	FTM	FTA	FT%	OR	DR	TR	AST	PF-D	STL	BS	PTS	PPG
2010-11	21	397	51	135	.378	14	18	.778	23	65	88	20	44-0	11	10	130	6.2
2011-12	21	231	23	65	.354	9	12	.750	20	33	53	6	17-0	6	3	60	2.9
2 Years	42	628	74	200	.370	23	30	.767	43	98	141	26	61-0	17	13	190	4.5

Three-Point Field Goals: 2010-11, 14-56 (.250); 2011-12, 5-21 (.238); Total 19-77 (.246).

RON HARPER

Height: 6'6"

Weight: 198

Born: January 20, 1964

(Miami, Oh. '86)

Drafted by Cleveland in first round, 1986 (eighth pick).

YEAR	GP	MINS	FGM	FGA	FG%	FTM	FTA	FT%	OR	DR	TR	AST	PF-D	STL	BS	PTS	PPG
1986-87	82	3064	734	1614	.455	386	564	.684	169	223	392	394	247-3	209	84	1874	22.9
1987-88	57	1830	340	732	.464	196	278	.705	64	159	223	281	157-3	122	52	879	15.4
1988-89	82	2851	587	1149	.511	323	430	.751	122	287	409	434	224-1	185	74	1526	18.6
1989-90	7	262	61	138	.442	31	41	.756	19	29	48	49	25-1	14	9	154	22.0
4 Years	228	8007	1722	3633	.474	936	1313	.713	374	698	1072	1158	653-8	530	219	4433	19.4

Three-Point Field Goals: 1986-87, 20-94 (.213); 1987-88, 3-20 (.150); 1988-89, 29-116 (.250); 1989-90, 1-5 (.200), Total 53-235 (.226).

PLAYOFFS

YEAR	GP	MINS	FGM	FGA	FG%	FTM	FTA	FT%	OR	DR	TR	AST	PF-D	STL	BS	PTS	PPG
1988	4	134	30	63	.476	11	16	.688	4	16	20	15	9-0	11	4	71	17.8
1989	5	189	39	69	.565	20	26	.769	7	14	21	20	20-1	11	4	98	19.6
2 Years	9	323	69	132	.523	31	42	.738	11	30	41	35	29-1	22	8	169	18.8

Three-Point Field Goals: 1988, 0-2 (.000); 1989, 0-2 (.000); Total 0-4 (.000).

MATT HARPRING

Height: 6'7"

Weight: 231

Born: May 31, 1976

(Georgia Tech '98)

Acquired from the Orlando Magic in exchange for Andrew DeClercq on August 3, 2000.

YEAR	GP	MINS	FGM	FGA	FG%	FTM	FTA	FT%	OR	DR	TR	AST	PF-D	STL	BS	PTS	PPG
2000-01	56	1615	238	524	.454	134	165	.812	90	152	242	102	161-1	42	17	623	11.1

Three-Point Field Goals: 13-52 (.250).

JOE HARRIS

Height: 6'6"

Weight: 225

Born: September 7, 1991

(Virginia '14)

Selected by the Cleveland Cavaliers in the second round (33rd overall pick) of the 2014 NBA Draft.

YEAR	GP	MINS	FGM	FGA	FG%	FTM	FTA	FT%	OR	DR	TR	AST	PF-D	STL	BS	PTS	PPG
2014-15	51	493	48	120	.400	9	15	.600	7	34	41	26	62-1	7	2	136	2.7
2015-16	5	15	1	4	.250	0	0	---	0	3	3	2	1-0	0	0	3	0.6
2 Years	56	508	49	124	.395	9	15	.600	7	27	44	28	63-1	7	2	139	2.5

Three-Point Field Goals: 2014-15, 31-84 (.369); 2015-16, 1-4 (.250)

PLAYOFFS

YEAR	GP	MINS	FGM	FGA	FG%	FTM	FTA	FT%	OR	DR	TR	AST	PF-D	STL	BS	PTS	PPG
2014-15	6	16	2	6	.333	3	4	.750	0	1	1	1	1-0	0	0	8	1.3

Three-Point Field Goals: 1-3 (.333)

LUCIOUS HARRIS

Height: 6'5"

Weight: 205

Born: December 18, 1970

(Long Beach State '93)

Signed as a free agent on Oct. 1, 2004.

YEAR	GP	MIN	FGM	FGA	FG%	FTM	FTA	FT%	OR	DR	TR	AST	PF-D	STL	BS	PTS	PPG
2004-05	73	1128	118	299	.395	56	69	.812	39	82	121	49	68-0	27	6	313	4.3

Three-Point Field Goals: 21-65 (.323)

MANNY HARRIS

Height: 6'5"

Weight: 185

Born: September 11, 1989

(Michigan '10)

Signed as a free agent on September 25, 2010; Signed to 10-Day contract on February 21, 2012; Signed to 2nd 10-Day contract on March 2, 2012; Signed for the rest of the season on March 17, 2012.

YEAR	GP	MIN	FGM	FGA	FG%	FTM	FTA	FT%	OR	DR	TR	AST	PF-D	STL	BS	PTS	PPG
2010-11	54	931	108	289	.374	71	93	.763	36	104	140	85	65-0	31	7	321	5.9
2011-12	26	456	60	150	.400	41	59	.695	11	59	70	31	28-0	13	6	173	6.7
2 Years	80	1387	168	439	.383	112	152	.737	47	163	210	116	93-0	44	13	494	6.2

Three-Point Field Goals: 2010-11, 34-92 (.370); 2011-12, 12-36 (.333); Total: 46-128 (.359)

ANDREW HARRISON

Height: 6'6"

Weight: 213"

Born: October 20, 1994

(Kentucky '15)

Signed to a Two-Way contract on November 9, 2018.

YEAR	GP	MIN	FGM	FGA	FG%	FTM	FTA	FT%	OR	DR	TR	AST	PF-D	STL	BLK	PTS	PPG
2018-19	10	144	12	39	.308	16	16	1.000	4	11	15	17	26-1	4	2	43	4.3

Three-point field goals: 3-14 (.214)

SPENCER HAWES

Height: 7'1"

Weight: 245

Born: April 28, 1988

(Washington '07)

Acquired from the Philadelphia 76ers in exchange for forward Earl Clark, center Henry Sims and two second round draft picks on February 20, 2014.

YEAR	GP	MIN	FGM	FGA	FG%	FTM	FTA	FT%	OR	DR	TR	AST	PF-D	STL	BS	PTS	PPG
2013-14	27	804	139	297	.468	40	51	.784	43	165	208	64	83-1	13	27	365	13.5

Three-Point Field Goals: 47-105 (.448)

MICHAEL HAWKINS

Height: 6'0"

Weight: 180

Born: October 28, 1972

(Xavier '95)

Signed as a free agent on November 22, 2000.

YEAR	GP	MIN	FGM	FGA	FG%	FTM	FTA	FT%	OR	DR	TR	AST	PF-D	STL	BS	PTS	PPG
2000-01	10	76	3	9	.333	0	0	—	2	3	5	13	13-0	2	0	8	0.8

Three-Point Field Goals: 2-4 (.500)

STEVE HAYES

Height: 7'0"

Weight: 235

Born: August 2, 1955

(Idaho State '77)

Traded by Detroit for a 1986 second round draft choice, October 7, 1982.

YEAR	GP	MIN	FGM	FGA	FG%	FTM	FTA	FT%	OR	DR	TR	AST	PF-D	STL	BS	PTS	PPG
1982-83	65	1058	104	217	.479	29	51	.569	102	134	236	36	215-9	17	41	237	3.6

Three-Point Field Goals: 0-1 (.000)

BRENDAN HAYWOOD

Height: 7'0"

Weight: 263

Born: November 27, 1979

(North Carolina '01)

Acquired from the Charlotte Hornets along with the draft rights to forward Dwight Powell in exchange for guard Scotty Hopson and cash considerations on July 12, 2014.

YEAR	GP	MIN	FGM	FGA	FG%	FTM	FTA	FT%	OR	DR	TR	AST	PF-D	STL	BS	PTS	PPG
2014-15	22	119	14	30	.467	7	13	.538	6	23	29	2	17-0	2	10	35	1.6

Three-Point Field Goals: 0-0 (.000)

PLAYOFFS

YEAR	GP	MIN	FGM	FGA	FG%	FTM	FTA	FT%	OR	DR	TR	AST	PF-D	STL	BS	PTS	PPG
2014-15	1	2	0	1	.000	0	0	0.000	0	0	0	0	0-0	0	0	0	0.0

Three-Point Field Goals: 0-0 (.000)

ALAN HENDERSON

Height: 6'9"

Weight: 240

Born: December 2, 1972

(Indiana '95)

Signed as a free agent on September 17, 2005.

YEAR	GP	MIN	FGM	FGA	FG%	FTM	FTA	FT%	OR	DR	TR	AST	PF-D	STL	BS	PTS	PPG
2005-06	51	531	47	91	.516	33	49	.673	60	77	137	10	58-0	9	12	127	2.5

PLAYOFFS

YEAR	GP	MIN	FGM	FGA	FG%	FTM	FTA	FT%	OR	DR	TR	AST	PF-D	STL	BS	PTS	PPG
2006	2	9	0	2	.000	0	0	—	1	1	2	0	1-0	0	0	0	0.0

CEDRIC HENDERSON

Height: 6'7"

Weight: 215

Born: March 11, 1975

(Memphis '97)

Drafted by Cleveland in second round, 1997 (45th pick).

YEAR	GP	MIN	FGM	FGA	FG%	FTM	FTA	FT%	OR	DR	TR	AST	PF-D	STL	BS	PTS	PPG
1997-98	82	2527	348	725	.480	136	190	.716	71	254	325	168	238-3	96	45	832	10.1
1998-99	50	1517	189	453	.417	74	91	.813	45	152	197	113	136-2	58	24	454	9.1
1999-2000	61	1107	129	326	.396	69	104	.663	34	106	140	55	99-0	39	17	328	5.4
2000-01	55	961	102	262	.389	30	46	.652	19	71	90	79	101-0	29	23	235	4.3
4 Years	248	6112	768	1766	.435	309	431	.717	169	583	752	415	574-5	222	109	1849	7.5

Three-Point Field Goals: 1997-98, 1-4 (.250); 1998-99, 2-12 (.167); 1999-2000, 1-15 (.067); 2000-01, 1-8 (.125); Totals 5-39 (.128).

PLAYOFFS

YEAR	GP	MIN	FGM	FGA	FG%	FTM	FTA	FT%	OR	DR	TR	AST	PF-D	STL	BS	PTS	PPG
1998	4	157	11	28	.393	8	13	.615	4	13	17	11	14-0	6	0	30	7.5

Three-Point Field Goals: 0-1 (.000).

KEVIN HENDERSON

Height: 6'4"

Weight: 195

Born: March 22, 1964

(Fullerton State '86)

Signed as a free agent, March 29, 1988.

YEAR	GP	MIN	FGM	FGA	FG%	FTM	FTA	FT%	OR	DR	TR	AST	PF-D	STL	BS	PTS	PPG
1987-88	5	20	2	5	.400	5	12	.417	3	1	4	2	2-0	0	0	9	1.8

MARK HENDRICKSON

Height: 6'9"

Weight: 220

Born: June 23, 1974

(Washington State '96)

Signed to a 10-day contract on January 8, 2000 and to a second 10-day contract on January 18, 2000.

YEAR	GP	MIN	FGM	FGA	FG%	FTM	FTA	FT%	OR	DR	TR	AST	PF-D	STL	BS	PTS	PPG
1999-2000	10	47	5	7	.714	2	2	1.000	2	9	11	3	7-0	2	1	12	1.2

JOHN HENSON

Height: 6'9"

Weight: 222

Born: December 28, 1990

(North Carolina '12)

Acquired along with guard Matthew Dellavedova from the Milwaukee Bucks as part of a three-team trade on Dec. 7, 2018; Cleveland also received Milwaukee's own 2021 first round pick and 2021 second round pick as well as a 2022 second round pick from the Washington Wizards; In exchange, the Cavaliers sent guard George Hill and a 2021 second round pick (Washington's via Utah) to the Bucks and forward Sam Dekker to the Wizards; In addition, Milwaukee received forward Jason Smith from Washington.

YEAR	GP	MIN	FGM	FGA	FG%	FTM	FTA	FT%	OR	DR	TR	AST	PF-D	STL	BLK	PTS	PPG
2019-20	29	412	61	120	.508	17	33	.515	32	82	114	43	55-0	16	32	145	5.0

Three-point field goals: 6-31 (.194)

KEITH HERRON

Height: 6'6"

Weight: 195

Born: June 14, 1956

(Villanova '78)

Signed as a free agent, December 30, 1981.

YEAR	GP	MIN	FGM	FGA	FG%	FTM	FTA	FT%	OR	DR	TR	AST	PF-D	STL	BS	PTS	PPG
1981-82	30	269	39	106	.368	7	8	.875	10	11	21	23	25-0	8	2	85	2.8

J.J. HICKSON

Height: 6'9"

Weight: 242

Born: September 4, 1988

(North Carolina State '08)

Selected by the Cavaliers in the first round (19th overall pick) of the 2008 NBA Draft.

YEAR	GP	MIN	FGM	FGA	FG%	FTM	FTA	FT%	OR	DR	TR	AST	PF-D	STL	BS	PTS	PPG
2008-09	62	705	100	194	.515	45	67	.672	52	113	165	9	81-0	14	30	245	4.0
2009-10	81	1691	289	522	.554	111	163	.681	110	290	400	40	132-1	36	39	689	8.5
2010-11	80	2256	429	936	.458	247	367	.673	217	478	695	91	215-1	48	54	1105	13.8
3 Years	223	4652	818	1652	.495	403	597	.675	379	881	1260	140	428-2	98	123	2039	9.1

Three-Point Field Goals: 2008-09, 0-0; 2009-10, 0-1 (.000); 2010-11, 0-5 (.000); Total 0-6 (.000)

PLAYOFFS

YEAR	GP	MIN	FGM	FGA	FG%	FTM	FTA	FT%	OR	DR	TR	AST	PF-D	STL	BS	PTS	PPG
2010	11	79	14	22	.636	11	16	.688	1	9	10	1	9-0	0	0	39	3.5

Three-Point Field Goals: 2010, 0-2

ROD HIGGINS

Height: 6'7"

Weight: 217

Born: January 31, 1960

(Fresno State '82)

Signed as a free agent, December 23, 1993.

YEAR	GP	MIN	FGM	FGA	FG%	FTM	FTA	FT%	OR	DR	TR	AST	PF-D	STL	BS	PTS	PPG
1993-94	36	547	71	163	.436	31	42	.738	25	57	82	36	53-1	25	14	195	5.4

Three-Point Field Goals: 22-50 (.440).

PLAYOFFS

YEAR	GP	MIN	FGM	FGA	FG%	FTM	FTA	FT%	OR	DR	TR	AST	PF-D	STL	BS	PTS	PPG
1994	3	57	4	11	.364	1	2	.500	2	2	4	4	10-0	1	1	11	3.7

Three-Point Field Goals: 2-7 (.286).

KENNY HIGGS**Height: 6'0"****Weight: 185****Born: January 31, 1955****(Louisiana State '78)***Drafted by Cleveland in third round, 1978 (57th pick).*

YEAR	GP	MINS	FGM	FGA	FG%	FTM	FTA	FT%	OR	DR	TR	AST	PF-D	STL	BS	PTS	PPG
1978-79	68	1050	127	279	.455	85	111	.766	18	84	102	141	176-2	66	11	339	5.0

GEORGE HILL**Height: 6'3"****Weight: 188"****Born: May 4, 1986****(IUPUI '08)**

From the Sacramento Kings along with Rodney Hood from the Utah Jazz as part of a three-team trade on Feb. 8, 2018. Cleveland also received the draft rights to Arturas Gudaitis from the Kings. In exchange, the Cavaliers sent Iman Shumpert, a 2020 second-round draft pick via Miami and the draft rights to Dimitrios Agravanis to Sacramento, and Jae Crowder, Derrick Rose and the right to swap second round picks in 2024 to Utah. The Kings also received Joe Johnson from the Jazz.

YEAR	GP	MIN	FGM	FGA	FG%	FTM	FTA	FT%	OR	DR	TR	AST	PF-D	STL	BLK	PTS	PPG
2017-18	24	669	83	187	.444	33	41	.805	20	44	64	67	53-0	22	15	226	9.4
2018-19	13	344	55	107	.514	17	20	.850	12	15	27	36	35-0	12	1	140	10.8
2 Years	37	1013	183	294	.469	50	61	.820	32	59	91	103	88-0	34	16	366	9.9

Three-point field goals: 2017-18, 27-77 (.351); 2018-19, 13-28 (.464); Total, 40-105 (.381)

PLAYOFFS

YEAR	GP	MIN	FGM	FGA	FG%	FTM	FTA	FT%	OR	DR	TR	AST	PF-D	STL	BLK	PTS	PPG
2018	19	557	59	131	.450	41	53	.774	13	28	41	42	52-1	10	8	175	9.2

Three-point field goals: 16-51 (.314)

TYRONE HILL**Height: 6'9"****Weight: 250****Born: March 19, 1968****(Xavier '90)**

Acquired from the Golden State Warriors on July 15, 1993 in exchange for the Cavs first round draft choice in 1994. Acquired from the Philadelphia 76ers along with Jumaine Jones on August 3, 2001 in exchange for Matt Harpring, Cedric Henderson and Robert Traylor.

YEAR	GP	MINS	FGM	FGA	FG%	FTM	FTA	FT%	OR	DR	TR	AST	PF-D	STL	BS	PTS	PPG
1993-94	57	1447	216	398	.543	171	256	.668	184	315	499	46	193-5	53	35	603	10.6
1994-95	70	2397	350	694	.504	263	397	.662	269	496	765	55	245-4	55	41	963	13.8
1995-96	44	929	130	254	.512	81	135	.600	94	150	244	33	144-3	31	20	341	7.8
1996-97	74	2582	357	595	.600	241	381	.633	259	477	736	92	268-6	63	30	955	12.9
2001-02	26	810	71	182	.390	67	103	.650	79	195	274	23	102-3	17	13	209	8.0
2002-03	32	855	85	197	.431	33	45	.733	70	197	267	32	104-4	31	19	203	6.3
6 Years	303	9020	1209	2320	.521	856	1317	.650	955	1830	2785	281	1056-25	250	158	3274	10.8

Three-Point Field Goals: 1993-94, 0-2 (.000); 1994-95, 0-1 (.000); 1996-97, 0-1 (.000); 2001-02, 0-1 (.000); 2002-03, 0-0 (.000); Total 0-5 (.000).

PLAYOFFS

YEAR	GP	MINS	FGM	FGA	FG%	FTM	FTA	FT%	OR	DR	TR	AST	PF-D	STL	BS	PTS	PPG
1994	3	123	11	27	.407	20	37	.541	14	17	31	4	14-1	1	1	42	14.0
1995	4	139	9	29	.310	16	25	.640	8	15	23	3	18-1	7	1	34	8.5
1996	3	53	9	12	.750	7	9	.778	7	8	15	0	11-1	0	0	25	8.3
3 Years	10	315	29	68	.426	43	71	.606	29	40	69	7	43-3	8	2	101	10.1

Three-Point Field Goals: 1995, 0-1 (.000).

ALL-STAR GAME

YEAR	GP	MINS	FGM	FGA	FG%	FTM	FTA	FT%	OR	DR	TR	AST	PF-D	STL	BS	PTS	PPG
1995	1	6	1	1	1.000	0	0	—	2	2	4	0	1-0	0	0	2	2.0

ROY HINSON**Height: 6'9"****Weight: 220****Born: May 2, 1961****(Rutgers '83)***Drafted by Cleveland in first round, 1983 (20th pick).*

YEAR	GP	MINS	FGM	FGA	FG%	FTM	FTA	FT%	OR	DR	TR	AST	PF-D	STL	BS	PTS	PPG
1983-84	80	1858	184	371	.496	69	117	.590	175	324	499	69	306-11	31	145	437	5.5
1984-85	76	2344	465	925	.503	271	376	.721	186	410	596	68	311-13	51	173	1201	15.8
1985-86	82	2834	621	1167	.532	364	506	.719	167	472	639	102	316-7	62	112	1606	19.6
3 Years	238	7036	1270	2463	.516	704	999	.705	528	1206	1734	239	933-31	144	430	3244	13.6

Three-Point Field Goals: 1984-85, 0-3 (.000); 1985-86, 0-4 (.000); Total 0-7 (.000).

PLAYOFFS

YEAR	GP	MINS	FGM	FGA	FG%	FTM	FTA	FT%	OR	DR	TR	AST	PF-D	STL	BS	PTS	PPG
1985	4	120	26	48	.542	15	23	.652	10	20	30	3	18-1	3	9	67	16.8

JOHN HOLLAND**Height: 6'5"****Weight: 205****Born: November 6, 1988****(Boston University '11)***Signed a Two-Way contract on September 8, 2017*

YEAR	GP	MIN	FGM	FGA	FG%	FTM	FTA	FT%	OR	DR	TR	AST	PF-D	STL	BLK	PTS	PPG
2017-18	24	174	17	59	.288	9	13	.692	6	18	24	5	10-0	7	2	54	2.3
2018-19	1	1	0	0	0.000	0	0	0.000	0	0	0	0	0-0	0	0	0	0.0
2 Years	25	175	17	59	.288	9	13	.692	6	18	24	5	10-0	7	2	54	2.3

Three-point field goals: 2017-18, 11-36 (.306)

RYAN HOLLINS

Height: 7'0"

Weight: 240

Born: October 10, 1984

(UCLA '06)

Acquired in a trade from the Minnesota Timberwolves on July 26, 2010 along with Ramon Sessions and a 2013 second round pick in exchange for Sebastian Telfair and Delonte West.

YEAR	GP	MIN	FGM	FGA	FG%	FTM	FTA	FT%	OR	DR	TR	AST	PF-D	STL	BS	PTS	PPG
2010-11	70	1181	131	219	.598	111	163	.681	70	116	186	26	199-3	22	42	373	5.3
2011-12	24	361	28	56	.500	33	55	.600	25	31	56	6	55-0	4	12	89	3.7
2 years	94	1542	159	275	.578	144	218	.661	95	147	242	32	254-3	26	54	462	4.9
Three-Point Field Goals: 2010-11, 0-0 (.000); 2011-12, 0-0 (.000); Total 0-0 (.000).																	

RODNEY HOOD

Height: 6'8"

Weight: 206"

Born: October 20, 1992

(Duke '14)

From the Utah Jazz along with George Hill from the Sacramento Kings as part of a three-team trade on Feb. 8, 2018. Cleveland also received the draft rights to Arturas Gudaitis from the Kings. In exchange, the Cavaliers sent Iman Shumpert, a 2020 second-round draft pick via Miami and the draft rights to Dimitrios Agravanis to Sacramento, and Jae Crowder, Derrick Rose and the right to swap second round picks in 2024 to Utah. The Kings also received Joe Johnson from the Jazz.

YEAR	GP	MIN	FGM	FGA	FG%	FTM	FTA	FT%	OR	DR	TR	AST	PF-D	STL	BLK	PTS	PPG
2017-18	21	532	88	199	.442	26	32	.813	8	46	54	30	41-0	15	5	227	10.8
2018-19	45	1234	194	454	.427	104	114	.912	18	94	112	92	101-0	38	5	547	12.2
2 years	66	1766	282	653	.432	130	146	.890	26	140	166	122	142-0	53	10	774	11.7
Three-point field goals: 2017-18, 25-71 (.352); 2018-19, 55-152 (.362); Total, 80-223 (.359)																	

PLAYOFFS

YEAR	GP	MIN	FGM	FGA	FG%	FTM	FTA	FT%	OR	DR	TR	AST	PF-D	STL	BLK	PTS	PPG
2018	17	260	39	92	.424	9	12	.750	7	24	31	18	30-0	5	4	91	5.4
Three-point field goals: 4-24 (.167)																	

SCOTTY HOPSON

Height: 6'7"

Weight: 206

Born: August 8, 1989

(Tennessee '11)

Signed as a free agent on March 31, 2014.

YEAR	GP	MIN	FGM	FGA	FG%	FTM	FTA	FT%	OR	DR	TR	AST	PF-D	STL	BS	PTS	PPG
2013-14	2	7	0	4	.000	1	2	.500	0	0	0	1	0-0	1	0	1	0.5
Three-Point Field Goals: 0-2 (.000)																	

GREG "STRETCH" HOWARD

Height: 6'9"

Weight: 215

Born: January 8, 1948

(New Mexico '69)

Traded by Phoenix for future draft choices, August 13, 1971.

YEAR	GP	MIN	FGM	FGA	FG%	FTM	FTA	FT%	OR	DR	TR	AST	PF-D	STL	BS	PTS	PPG
1971-72	48	426	50	131	.382	39	51	.765	—	—	108	27	50-0	—	—	139	2.9

MO HOWARD

Height: 6'3"

Weight: 170

Born: August 24, 1954

(Maryland '76)

Drafted by Cleveland in second round, 1976 (32nd pick).

YEAR	GP	MIN	FGM	FGA	FG%	FTM	FTA	FT%	OR	DR	TR	AST	PF-D	STL	BS	PTS	PPG
1976-77	9	28	8	15	.533	5	6	.833	2	3	5	5	7-0	1	2	21	2.3

PHIL HUBBARD

Height: 6'8"

Weight: 226

Born: December 13, 1956

(Michigan '79)

Acquired from Detroit with Paul Mokeski and two 1982 draft choices (1st and 2nd round) in exchange for Kenny Carr and Bill Laimbeer, February 16, 1982.

YEAR	GP	MIN	FGM	FGA	FG%	FTM	FTA	FT%	OR	DR	TR	AST	PF-D	STL	BS	PTS	PPG
1981-82	31	735	119	255	.467	85	117	.726	86	115	201	24	116-2	27	3	323	10.4
1982-83	82	1953	288	597	.482	204	296	.689	222	249	471	89	271-11	87	8	780	9.5
1983-84	80	1799	321	628	.511	221	299	.739	172	208	380	86	244-3	71	6	863	10.8
1984-85	76	2249	415	822	.505	371	494	.751	214	265	479	114	258-8	81	9	1201	15.8
1985-86	23	640	93	198	.470	76	112	.679	48	72	120	29	78-2	20	3	262	11.4
1986-87	68	2083	321	605	.531	162	272	.596	178	210	388	136	224-6	66	7	804	11.8
1987-88	78	1631	237	485	.489	182	243	.749	117	164	281	81	167-1	50	7	656	8.4
1988-89	31	191	28	63	.444	17	25	.680	14	26	40	11	20-0	6	0	73	2.4
8 Years	469	11281	1822	3653	.499	1318	1858	.709	1051	1309	2360	570	1378-33	408	43	4962	10.6
Three-Point Field Goals: 1981-82, 0-1 (.000); 1982-83, 0-2 (.000); 1983-84, 0-1 (.000); 1984-85, 0-4 (.000); 1985-86, 0-1 (.000); 1986-87, 0-4 (.000); 1987-88, 0-5 (.000); Total 0-18 (.000).																	

PLAYOFFS

YEAR	GP	MIN	FGM	FGA	FG%	FTM	FTA	FT%	OR	DR	TR	AST	PF-D	STL	BS	PTS	PPG
1985	4	101	24	45	.533	13	17	.765	11	9	20	3	16-0	3	0	62	15.5
1988	3	21	1	6	.167	0	1	.000	1	2	3	0	1-0	0	0	2	0.7
1989	1	1	0	0	—	0	0	—	0	0	0	0	0-0	0	0	0	0.0
3 Years	8	123	25	51	.490	13	18	.722	12	11	23	3	17-0	3	0	64	8.0
Three-Point Field Goals: 1985, 1-1 (1.000).																	

LESTER HUDSON

Height: 6'3"

Weight: 190

Born: August 7, 1984

(Tennessee-Martin '09)

Signed to 10-day contract on March 30, 2012 while playing with the Austin Toros of the NBA Development League. Signed to second 10-day contract on April 9, 2012.

YEAR	GP	MINS	FGM	FGA	FG%	FTM	FTA	FT%	OR	DR	TR	AST	PF-D	STL	BS	PTS	PPG
2011-12	13	314	59	151	.391	32	38	.842	7	39	46	35	26-0	14	3	165	12.7
Three-Point Field Goals: 2011-12, 15-61 (.246); Total 15-61 (.246).																	

KIM HUGHES

Height: 6'11"

Weight: 220

Born: June 4, 1952

(Wisconsin '74)

Traded by Denver with two draft choices (1981 third round and 1982 second round) and future considerations for Dave Robisch, October 31, 1980.

YEAR	GP	MINS	FGM	FGA	FG%	FTM	FTA	FT%	OR	DR	TR	AST	PF-D	STL	BS	PTS	PPG
1980-81	45	331	16	45	.356	0	0	—	29	48	77	24	73-0	17	21	32	0.7

LARRY HUGHES

Height: 6'5"

Weight: 184

Born: January 23, 1979

(St. Louis '98)

Signed as a free agent by the Cavaliers on August 2, 2005.

YEAR	GP	MINS	FGM	FGA	FG%	FTM	FTA	FT%	OR	DR	TR	AST	PF-D	STL	BS	PTS	PPG
2005-06	36	1281	192	469	.409	146	193	.756	26	132	161	131	117-0	53	21	558	15.5
2006-07	70	2596	381	953	.400	209	309	.676	41	226	267	256	164-1	89	26	1045	14.9
2007-08	40	1210	180	478	.377	88	108	.815	27	116	143	94	91-0	60	11	491	12.3
3 Years	146	5087	753	1900	.396	443	610	.726	94	474	571	481	372-1	202	58	2094	14.3
Three-Point Field Goals: 2005-06, 28-76 (.368); 2006-07, 74-222 (.333); 2007-08, 43-126 (.341).																	

PLAYOFFS

YEAR	GP	MINS	FGM	FGA	FG%	FTM	FTA	FT%	OR	DR	TR	AST	PF-D	STL	BS	PTS	PPG
2006	9	336	36	113	.319	23	31	.742	9	18	27	36	34-2	20	1	100	11.1
2007	18	639	69	199	.347	47	63	.746	9	62	71	44	35-0	25	8	204	11.3
2 Years	27	975	105	312	.337	70	94	.745	18	80	98	80	69-2	45	9	304	11.3
Three Point Field Goals: 2006, 5-18 (.278); 2007, 19-54 (.352).																	

GEOFF HUSTON

Height: 6'2"

Weight: 172

Born: November 8, 1957

(Texas Tech '79)

Traded by Dallas with a 1983 third round draft choice to Cleveland for Chad Kinch and a 1985 first round draft choice, February 7, 1981.

YEAR	GP	MINS	FGM	FGA	FG%	FTM	FTA	FT%	OR	DR	TR	AST	PF-D	STL	BS	PTS	PPG
1980-81	25	542	76	153	.497	22	27	.815	12	27	39	117	35-0	13	1	174	7.0
1981-82	78	2409	325	672	.484	153	200	.765	53	97	150	590	169-1	70	10	806	10.3
1982-83	80	2716	401	832	.482	168	245	.686	41	118	159	487	215-1	74	4	974	12.2
1983-84	77	2041	348	699	.498	110	154	.714	32	64	96	413	126-0	38	1	808	10.5
1984-85	8	93	12	25	.480	2	3	.667	0	1	1	23	8-0	0	0	26	3.3
5 Years	268	7801	1162	2381	.488	455	629	.723	138	307	445	1630	553-2	195	16	2788	10.4
Three-Point Field Goals: 1980-81, 0-1 (.000); 1981-82, 3-10 (.300); 1982-83, 4-12 (.333); 1983-84, 2-11 (.182); Total 9-34 (.265).																	



ZYDRUNAS ILGAUSKAS

Height: 7'3"

Weight: 260

Born: June 5, 1975

(Lithuania '96)

Drafted by Cleveland in first round, 1996 (20th pick). Acquired from the Los Angeles Clippers on February 17, 2010 along with Antawn Jamison from the Washington Wizards. In exchange, the Cavaliers sent Zydrunas Ilgauskas, their first round pick in the 2010 NBA Draft and Enmir Predzic, the 57th overall pick in the 2009 NBA Draft, to the Wizards. In addition, the Clippers acquired forward/center Drew Gooden from Washington and Washington acquired Al Thornton.

YEAR	GP	MINS	FGM	FGA	FG%	FTM	FTA	FT%	OR	DR	TR	AST	PF-D	STL	BS	PTS	PPG
1996-97																	
1997-98	82	2379	454	876	.518	230	302	.762	279	444	723	71	288-4	52	135	1139	13.9
1998-99	5	171	29	57	.509	18	30	.600	17	27	44	4	24-1	4	7	76	15.2
1999-2000																	
2000-01	24	616	114	234	.487	53	78	.679	65	95	160	18	78-0	15	37	281	11.7
2001-02	62	1329	241	567	.425	208	276	.754	136	198	334	70	187-4	17	84	690	11.1
2002-03	81	2432	495	1122	.441	400	512	.781	240	371	611	127	274-4	56	152	1390	17.2
2003-04	81	2539	466	965	.483	303	406	.746	279	374	653	109	277-2	39	201	1237	15.3
2004-05	78	2615	458	979	.468	402	503	.799	299	373	672	100	313-7	53	165	1320	16.9
2005-06	78	2283	450	889	.506	317	380	.834	245	346	591	91	280-5	38	136	1217	15.6
2006-07	78	2130	385	793	.485	155	192	.807	242	357	599	123	257-4	48	98	925	11.9
2007-08	73	2222	417	879	.474	195	243	.802	263	419	682	104	247-4	34	120	1029	14.1
2008-09	65	1765	342	724	.472	139	174	.799	157	333	490	64	183-1	28	84	838	12.9
2009-10	64	1337	194	438	.443	75	101	.743	114	231	345	48	183-1	14	50	474	7.4
12 Years	771	21818	4045	8523	.475	2495	3197	.780	2336	3568	5904	929	2591-37	398	1269	10616	13.8
Three-Point Field Goals: 1997-98, 1-4 (.250); 2000-01, 0-2 (.000); 2001-02, 0-5 (.000); 2002-03, 0-5 (.000); 2003-04, 2-7 (.286); 2004-05, 2-7 (.286); 2005-06, 0-5 (.000); 2006-07, 0-1 (.000); 2007-08, 0-1 (.000); 2008-09, 15-39 (.385); 2009-10, 11-23 (.478); Total 31-99 (.313).																	

PLAYOFFS

YEAR	GP	MINS	FGM	FGA	FG%	FTM	FTA	FT%	OR	DR	TR	AST	PF-D	STL	BS	PTS	PPG
1998	4	147	28	49	.571	13	25	.520	14	16	30	2	22-2	2	5	69	17.3
2006	13	354	54	119	.454	27	36	.750	33	49	82	10	46-3	5	27	135	10.4
2007	20	649	97	197	.492	57	68	.838	66	127	193	17	60-1	9	16	251	12.6
2008	13	393	67	140	.479	36	44	.818	33	65	98	21	35-0	5	14	170	13.1
2009	14	407	62	138	.449	21	33	.636	27	82	109	17	47-2	5	13	147	10.5
2010	7	67	5	13	.385	2	3	.667	7	4	11	3	10-0	0	7	12	1.7
6 Years	71	2017	313	656	.477	156	209	.746	180	343	523	70	220-8	26	82	784	11.0
Three-Point Field Goals: 2009, 2-13 (.154).																	

ALL-STAR

Year	GP	MINS	FGM	FGA	FG%	FTM	FTA	FT%	OR	DR	TR	AST	PF-D	STL	BS	PTS	PPG
2003	1	4	0	1	.000	0	0	---	0	0	0	0	1-0	0	0	0	0.0
2005	1	17	5	8	.625	2	2	1.000	3	4	7	1	2-0	0	0	12	12.0
2 Years	2	21	5	9	.625	2	2	1.000	3	4	7	1	3-0	0	0	12	12.0

KYRIE IRVING

Height: 6'3"

Weight: 193

Born: March 23, 1992

(Duke '11)

Selected by the Cleveland Cavaliers in the first round (1st overall pick) of the 2011 NBA Draft.

YEAR	GP	MIN	FGM	FGA	FG%	FTM	FTA	FT%	OR	DR	TR	AST	PF-D	STL	BLK	PTS	PPG
2011-12	51	1558	350	747	.469	171	196	.872	44	147	191	275	110-0	54	20	944	18.5
2012-13	59	2048	484	1070	.452	249	290	.859	34	182	216	350	146-0	89	21	1325	22.5
2013-14	71	2496	532	1237	.430	291	338	.861	52	207	259	433	163-0	108	23	1478	20.8
2014-15	75	2730	578	1235	.468	315	365	.863	55	182	237	389	146-0	114	20	1628	21.7
2015-16	53	1667	394	879	.448	169	191	.885	44	113	157	250	107-0	56	18	1041	19.6
2016-17	72	2525	671	1420	.473	297	328	.905	52	178	230	418	157-0	83	24	1816	25.2
6 Years	381	13024	3009	6588	.457	1492	1708	.874	281	1009	1290	2115	536-2	504	126	8232	21.6
Three-point field goals: 2011-12, 73-183 (.399); 2012-13, 109-279 (.391); 2013-14, 123-344 (.358); 2014-15, 157-378 (.415); 2015-16, 84-262 (.321); 2016-17, 177-441 (.401); Totals 723-1887 (.383)																	

PLAYOFFS

YEAR	GP	MIN	FGM	FGA	FG%	FTM	FTA	FT%	OR	DR	TR	AST	PF	STL	BLK	PTS	PPG
2014-15	13	464	81	185	.438	58	69	.841	10	37	47	50	29	17	11	247	19.0
2015-16	21	774	201	432	.465	77	88	.875	15	47	62	98	46	36	13	530	25.2
2016-17	18	653	173	370	.468	76	84	.905	13	38	51	95	38	23	8	466	25.9
3 Years	52	1891	455	987	.461	211	241	.876	38	122	160	243	113	76	32	1243	23.9
Three-point field goals: 2014-15, 27-60 (.450); 2015-16, 51-116 (.440); 2016-17, 44-118 (.373); Totals, 122-294 (.415)																	

ALL-STAR GAME

YEAR	GP	MIN	FGM	FGA	FG%	FTM	FTA	FT%	OR	DR	TR	AST	PF	STL	BLK	PTS	PPG
2013	1	25	6	11	.545	0	0	0.000	2	1	3	4	1	0	0	15	15.0
2014	1	34	14	17	.824	0	0	0.000	1	4	5	14	4	0	0	31	31.0
2015	1	19	4	9	.444	1	1	1.000	2	4	6	5	0	0	0	11	11.0
2017	1	22	8	12	.667	0	0	0.000	2	5	7	14	1	3	0	22	
4 Years	4	100	32	49	.653	1	1	1.000	7	14	21	37	6	3	0	79	19.8
Three-point field goals: 2013, 3-6 (.500); 2014, 3-6 (.500); 2015, 2-6 (.333); 2017, 6-8 (.750); Totals, 14-26 (.538).																	

JARRETT JACK

Height: 6'3"

Weight: 200

Born: October 28, 1983

(Georgia Tech '05)

Signed as a free agent on July 12, 2013

YEAR	GP	MINS	FGM	FGA	FG%	FTM	FTA	FT%	OR	DR	TR	AST	PF-D	STL	BS	PTS	PPG
2013-14	80	2252	286	698	.410	125	149	.839	22	201	223	324	133-0	56	22	760	9.5
Three-Point Field Goals: 63-185 (.341)																	

CEDRIC JACKSON

Height: 6'3"

Weight: 190

Born: March 5, 1986

(Cleveland State '09)

Signed to a 10-day contracts on January 23 and February 2, 2010.

YEAR	GP	MINS	FGM	FGA	FG%	FTM	FTA	FT%	OR	DR	TR	AST	PF-D	STL	BS	PTS	PPG
2009-10	5	10	0	2	0.000	1	4	.250	0	1	1	2	0-0	0	0	1	0.2
Three-Point Field Goals: 2009-10 0-1 (.000).																	

DARNELL JACKSON

Height: 6'9"

Weight: 253

Born: November 7, 1985

(Kansas '08)

Drafted by the Miami Heat in the second round (52nd overall pick) of the 2008 NBA Draft. Acquired from the Miami Heat in exchange for the lower of the Cavaliers two second round picks in the 2009 NBA Draft.

Year	GP	MINS	FGM	FGA	FG%	FTM	FTA	FT%	OR	DR	TR	AST	PF-D	STL	BS	PTS	PPG
2008-09	51	427	37	86	.430	24	35	.686	32	55	87	8	77-0	10	4	98	1.9
2009-10	27	117	8	25	.320	4	6	.667	8	12	20	4	19-0	2	4	23	0.9
2 Years	78	544	45	111	.405	28	41	.683	40	67	107	12	96-0	12	8	121	1.6
Three-Point Field Goals: 2008-09, 0-2 (.000); 2009-10, 1-3 (.333); Total 1-5 (.200).																	

PLAYOFFS

Year	GP	MINS	FGM	FGA	FG%	FTM	FTA	FT%	OR	DR	TR	AST	PF-D	STL	BS	PTS	PPG
2009	5	24	1	5	.200	0	2	0.00	0	5	5	1	5-0	0	0	2	0.4

JIM JACKSON

Height: 6'6"

Weight: 220

Born: October 14, 1970

(Ohio State '93)

Acquired along with Anthony Johnson and Larry Robinson from the Atlanta Hawks on January 2, 2001 in exchange for Brevin Knight.

YEAR	GP	MINS	FGM	FGA	FG%	FTM	FTA	FT%	OR	DR	TR	AST	PF-D	STL	BS	PTS	PPG
2000-01	39	1140	162	415	.390	66	84	.786	36	109	145	113	97-0	34	6	400	10.3
Three-Point Field Goals: 2000-01, 10-42 (.238).																	

LUKE JACKSON

Height: 6'7"

Weight: 225

Born: Nov. 6, 1981

(Oregon '04)

Drafted by Cleveland in the first round, 2004 (10th pick).

YEAR	GP	MINS	FGM	FGA	FG%	FTM	FTA	FT%	OR	DR	TR	AST	PF-D	STL	BS	PTS	PPG
2004-05	10	43	10	27	.370	5	6	.833	2	4	6	3	4-0	0	0	29	2.9
2005-06	36	315	29	85	.341	26	33	.788	16	24	40	25	30-0	11	2	96	2.7
2 Years	46	358	39	112	.348	31	39	.795	18	28	46	28	34-0	11	2	125	2.7
Three-Point Field Goals: 2004-05, 4-6 (.667); 2005-06, 12-36 (.333); Total, 16-42 (.381).																	

HENRY JAMES

Height: 6'8"

Weight: 220

Born: July 29, 1965

(St. Mary's, Texas '88)

Signed as a free agent, December 31, 1990. Signed as a free agent, September 22, 1997.

YEAR	GP	MINS	FGM	FGA	FG%	FTM	FTA	FT%	OR	DR	TR	AST	PF-D	STL	BS	PTS	PPG
1990-91	37	505	112	254	.441	52	72	.722	26	53	79	32	59-1	15	5	300	8.1
1991-92	65	866	164	403	.407	61	76	.803	35	77	112	25	94-1	16	11	418	6.4
1997-98	28	166	24	59	.407	21	22	.955	2	13	15	5	24-0	1	1	80	2.9
3 Years	130	1537	300	716	.419	134	170	.788	63	143	206	62	177-2	32	17	798	6.1
Three-Point Field Goals: 1990-91, 24-60 (.400); 1991-92, 29-90 (.322); 1997-98, 11-25 (.440); Total 64-175 (.366).																	

PLAYOFFS

YEAR	GP	MINS	FGM	FGA	FG%	FTM	FTA	FT%	OR	DR	TR	AST	PF-D	STL	BS	PTS	PPG
1992	8	22	1	10	.100	2	4	.500	1	1	2	2	2-0	1	0	4	0.5
Three-Point Field Goals: 0-3 (.000).																	

LEBRON JAMES

Height: 6'8"

Weight: 240

Born: December 30, 1984

(St. Vincent-St. Mary '03)

Drafted by Cleveland in first round, 2003 (first pick).

Year	GP	MINS	FGM	FGA	FG%	FTM	FTA	FT%	OR	DR	TR	AST	PF-D	STL	BS	PTS	PPG
2003-04	79	3122	622	1492	.417	347	460	.754	99	333	432	465	149-0	130	58	1654	20.9
2004-05	80	3388	795	1684	.472	477	636	.750	111	477	588	577	146-1	177	52	2175	27.2
2005-06	79	3361	875	1823	.480	601	814	.738	75	481	556	521	181-0	123	66	2478	31.4
2006-07	78	3190	772	1621	.476	489	701	.698	83	443	526	470	171-1	125	55	2132	27.3
2007-08	75	3027	794	1642	.484	549	771	.712	133	459	592	539	165-1	138	81	2250	30.0
2008-09	81	3054	789	1613	.489	594	762	.780	106	507	613	587	139-0	137	93	2304	28.4
2009-10	76	2966	768	1528	.503	593	773	.767	71	483	554	651	119-0	125	77	2258	29.7
2014-15	69	2493	624	1279	.488	375	528	.710	51	365	416	511	135-0	109	49	1743	25.3
2015-16	76	2709	737	1416	.520	359	491	.731	111	454	565	514	143-0	104	49	1920	25.3
2016-17	74	2795	736	1344	.548	358	531	.674	97	542	639	646	134-2	92	44	1954	26.4
2017-18	82	3026	857	1580	.542	388	531	.731	97	612	709	747	135-0	116	71	2251	27.5
11 Years	849	33131	8369	17022	.492	5130	6998	.733	1034	5156	6190	6228	1617-5	1376	695	23119	27.2
Three-Point Field Goals: 2003-04, 63-217 (.290); 2004-05, 108-308 (.351); 2005-06, 127-379 (.335); 2006-07, 99-310 (.319); 2007-08, 113-359 (.315); 2008-09, 132-384 (.344); 2009-10, 129-387 (.333); 2014-15, 120-339 (.354); 2015-16, 87-282 (.309); 2016-17, 124-342 (.363); 2017-18, 149-406 (.367).																	

PLAYOFFS

Year	GP	MINS	FGM	FGA	FG%	FTM	FTA	FT%	OR	DR	TR	AST	PF-D	STL	BS	PTS	PPG
2006	13	604	146	307	.476	87	118	.737	22	83	105	76	44-0	18	9	400	30.8
2007	20	893	166	399	.416	148	196	.755	26	135	161	159	40-0	34	10	501	25.1
2008	13	552	113	275	.411	122	167	.731	16	86	102	99	33-0	23	17	366	28.2
2009	14	580	159	312	.510	149	199	.749	19	109	128	102	30-0	23	12	494	35.3
2010	11	458	106	211	.502	88	120	.733	15	87	102	84	30-0	23	20	320	29.1
2015	20	844	227	544	.417	122	167	.731	37	189	226	169	58-0	33	21	601	30.1
2016	21	822	219	417	.525	82	124	.661	42	158	200	160	54-0	49	27	552	26.3
2017	18	744	217	384	.565	113	162	.698	19	145	164	141	43-0	35	23	591	32.8
2018	22	922	275	510	.539	159	213	.746	31	169	200	198	52-0	30	23	748	34.0
9 Years	152	6419	1628	3359	.485	1070	1466	.730	227	1161	1388	1188	384-0	268	162	4573	30.1
Three-Point Field Goals: 2006, 21-63 (.333); 2007, 21-75 (.280); 2008, 18-70 (.257); 2009, 27-81 (.333); 2010, 20-50 (.400); 2015, 25-110 (.227); 2016, 32-94 (.340); 2017, 44-107 (.411); 2018, 39-114 (.342).																	

ALL-STAR GAME

Year	GP	MINS	FGM	FGA	FG%	FTM	FTA	FT%	OR	DR	TR	AST	PF-D	STL	BS	PTS	PPG
2005	1	31	3	13	.462	0	1	0.000	1	7	8	6	0-0	2	0	13	13.0
2006	1	31	12	21	.571	1	5	.200	2	4	6	2	2-0	2	0	29	29.0
2007	1	32	11	20	.550	2	2	1.000	0	6	6	6	0-0	1	0	28	28.0
2008	1	30	12	22	.545	2	7	.286	1	7	8	9	3-0	2	2	27	27.0
2009	1	27	8	19	.421	2	2	1.000	0	5	5	3	0-0	0	0	20	20.0
2010	1	32	10	22	.454	4	4	1.000	1	4	5	6	1-0	4	0	25	25.0
2015	1	32	11	21	.524	4	5	.800	1	4	5	7	1-0	2	0	30	30.0
2016	1	20	6	13	.462	0	0	0.000	0	4	4	7	0-0	0	0	13	13.0
2017	1	19	10	17	.588	0	0	0.000	0	3	3	1	2-0	0	0	23	23.0
2018	1	31	12	17	.706	1	1	1.000	0	10	10	8	2-0	1	0	29	29.0
10 Years	10	285	95	185	.514	16	27	.593	6	54	60	55	11-0	14	2	237	23.7
Three-Point Field Goals: 2005, 1-4, (.250); 2006, 4-10, (.400); 2007, 4-8 (.500); 2008, 2-7, (.286); 2009, 2-5, (.400); 2015, 4-12 (.333); 2016, 1-5 (.200); 2017, 3-8 (.375); 2018, 4-8 (.500).																	

ANTAWN JAMISON

Height: 6'9"

Weight: 235

Born: June 12, 1976

(North Carolina '98)

Acquired from the Washington Wizards on February 17, 2010, along with Sebastian Telfair of the Los Angeles Clippers. In exchange, the Cavaliers sent Zdrunas Ilgauskas, their 2010 first-round draft pick and the rights to Slovenian forward Emir Predzic to the Wizards.

Year	GP	MINS	FGM	FGA	FG%	FTM	FTA	FT%	OR	DR	TR	AST	PF-D	STL	BS	PTS	PPG
2009-2010	25	810	163	336	.485	42	83	.506	37	156	193	32	67-1	28	12	395	15.8
2010-2011	56	1841	374	876	.427	171	234	.731	86	289	375	93	137-0	50	30	1010	18.0
2011-2012	65	2149	421	1044	.403	185	271	.683	123	285	408	131	164-0	51	43	1118	17.2
3 Years	146	4800	958	2256	.425	398	588	.677	246	730	976	256	368-1	129	85	2523	17.3
Three-Point Field Goals: 2009-10, 27-79 (.342); 2010-11, 91-263 (.346); 2011-12, 91-267 (.341); Total 209-609 (.343).																	

PLAYOFFS

Year	GP	MINS	FGM	FGA	FG%	FTM	FTA	FT%	OR	DR	TR	AST	PF-D	STL	BS	PTS	PPG
2010	11	374	64	137	.467	30	41	.732	16	65	81	14	38-0	7	11	168	15.3
Three-Point Field Goals: 2010, 10-39 (.256).																	

RICHARD JEFFERSON

Height: 6'7"

Weight: 233

Born: June 21, 1980

(Arizona '01)

Signed as a free agent on August 5, 2015.

YEAR	GP	MIN	FGM	FGA	FG%	FTM	FTA	FT%	OR	DR	TR	AST	PF-D	STL	BLK	PTS	PPG
2015-16	74	1326	143	312	.458	58	87	.667	15	113	128	59	129-0	33	14	410	5.5
2016-17	79	1614	153	343	.446	80	108	.741	28	175	203	78	153-3	26	10	448	5.7
2 Years	153	2940	296	655	.452	138	195	.708	43	288	331	137	282-3	59	24	858	5.6

Three-point field goals: 2015-16, 66-173 (.382); 2016-17, 62-186 (.333); Totals, 128-359 (.357)

PLAYOFFS

YEAR	GP	MIN	FGM	FGA	FG%	FTM	FTA	FT%	OR	DR	TR	AST	PF	STL	BLK	PTS	PPG
2015-16	21	381	44	84	.524	15	20	.750	16	58	74	14	34	10	1	114	5.4
2016-17	14	179	16	38	.421	18	28	.643	10	15	25	7	30	2	3	55	3.9
2 Years	35	560	60	122	.492	33	48	.688	26	73	99	21	64	12	4	169	4.8

Three-point field goals: 2015-16, 11-28 (.393); 2016-17, 5-19 (.263); Totals, 16-47 (.340)

ANTHONY JOHNSON

Height: 6'3"

Weight: 190

Born: October 10, 1974

(College of Charleston '97)

Acquired along with Jim Jackson and Larry Robinson from the Atlanta Hawks on January 2, 2001 in exchange for Brevin Knight.

YEAR	GP	MINS	FGM	FGA	FG%	FTM	FTA	FT%	OR	DR	TR	AST	PF-D	STL	BS	PTS	PPG
2000-01	28	232	27	81	.333	11	16	.688	7	14	21	44	21-0	6	1	66	2.4

Three-Point Field Goals: 1-2 (.500).

DARRYL JOHNSON

Height: 6'1"

Weight: 185

Born: October 26, 1965

(Michigan State '87)

Signed as a free agent, March 5, 1996.

YEAR	GP	MINS	FGM	FGA	FG%	FTM	FTA	FT%	OR	DR	TR	AST	PF-D	STL	BS	PTS	PPG
1995-96	11	28	5	12	.417	2	2	1.000	2	0	2	1	3-0	0	0	12	1.1

Three-Point Field Goals: 0-1 (.000).

EDDIE JOHNSON

Height: 6'2"

Weight: 190

Born: February 24, 1955

(Auburn '77)

Traded by Atlanta for Johnny Davis, February 9, 1986.

YEAR	GP	MINS	FGM	FGA	FG%	FTM	FTA	FT%	OR	DR	TR	AST	PF-D	STL	BS	PTS	PPG
1985-86	32	615	129	293	.440	33	45	.733	13	33	46	114	56-0	8	1	315	9.8

Three-Point Field Goals: 24-65 (.369).

JOHN JOHNSON

Height: 6'7"

Weight: 210

Born: October 18, 1947

(Iowa '70)

Drafted by Cleveland in first round, 1970 (seventh pick).

YEAR	GP	MINS	FGM	FGA	FG%	FTM	FTA	FT%	OR	DR	TR	AST	PF-D	STL	BS	PTS	PPG
1970-71	67	2310	435	1032	.422	240	298	.805	—	—	453	323	251-3	—	—	1110	16.6
1971-72	82	3041	557	1286	.433	277	353	.785	—	—	631	415	268-2	—	—	1391	17.0
1972-73	82	2815	492	1143	.430	199	271	.734	—	—	552	309	246-3	—	—	1183	14.4
3 Years	231	8166	1484	3461	.429	716	922	.777	—	—	1636	1047	765-8	—	—	3684	15.9

ALL-STAR GAME

YEAR	GP	MINS	FGM	FGA	FG%	FTM	FTA	FT%	OR	DR	TR	AST	PF-D	STL	BS	PTS	PPG
1971	1	2	0	0	—	0	0	—	—	—	0	1	0-0	—	—	0	0.0
1972	1	3	0	2	.000	0	0	—	—	—	1	0	1-0	—	—	0	0.0
2 Years	2	5	0	2	.000	0	0	—	—	—	1	1	1-0	—	—	0	0.0

KANNARD JOHNSON

Height: 6'9"

Weight: 220

Born: June 24, 1965

(Western Kentucky '87)

Drafted by Cleveland in second round, 1987 (41st pick).

YEAR	GP	MINS	FGM	FGA	FG%	FTM	FTA	FT%	OR	DR	TR	AST	PF-D	STL	BS	PTS	PPG
1987-88	4	12	1	3	.333	0	0	—	0	0	0	0	1-0	1	0	2	0.5

KEVIN JOHNSON

Height: 6'2"

Weight: 180

Born: March 4, 1966

(California '87)

Drafted by Cleveland in first round, 1987 (seventh pick).

YEAR	GP	MINS	FGM	FGA	FG%	FTM	FTA	FT%	OR	DR	TR	AST	PF-D	STL	BS	PTS	PPG
1987-88	52	1043	143	311	.460	92	112	.821	10	62	72	193	96-1	60	17	380	7.3

Three-Point Field Goals: 2-9 (.222).

REGGIE JOHNSON

Height: 6'9"

Weight: 205

Born: June 25, 1957

(Tennessee '80)

Traded by San Antonio with Ron Brewer and cash for Mike Mitchell and Roger Phegley, December 23, 1981.

YEAR	GP	MINS	FGM	FGA	FG%	FTM	FTA	FT%	OR	DR	TR	AST	PF-D	STL	BS	PTS	PPG
1981-82	23	617	94	175	.537	35	44	.795	43	82	125	22	73-1	6	17	223	9.7

TREY JOHNSON

Height: 6'5"

Weight: 218

Born: August 30, 1984

(Jackson State '07)

Signed to a 10-day contract on February 3, 2009 and to a second 10-day contract on February 20, 2009.

YEAR	GP	MINS	FGM	FGA	FG%	FTM	FTA	FT%	OR	DR	TR	AST	PF-D	STL	BS	PTS	PPG
2008-09	4	14	0	5	.000	4	4	1.000	0	1	1	0	4-0	0	0	4	1.0

DAHNTAY JONES

Height: 6'6"

Weight: 225

Born: December 27, 1980

(Duke '03)

Signed as a free agent on Apr. 13, 2016. Re-signed as a free agent on Apr. 12, 2017.

YEAR	GP	MIN	FGM	FGA	FG%	FTM	FTA	FT%	OR	DR	TR	AST	PF-D	STL	BLK	PTS	PPG
2015-16	1	42	6	14	.429	0	0	-	1	4	5	2	6-1	1	2	13	13.0
2016-17	1	12	3	8	.375	3	4	.750	1	1	2	1	1-0	0	0	9	9.0
2 Years	2	54	9	22	.409	3	4	.750	2	5	7	3	7-1	1	2	22	11.0

Three-point field goals: 2015-16, 1-2 (.500); 2016-17, 0-2 (.000); Totals, 1-4 (.250)

PLAYOFFS

YEAR	GP	MIN	FGM	FGA	FG%	FTM	FTA	FT%	OR	DR	TR	AST	PF	STL	BLK	PTS	PPG
2015-16	15	50	6	13	.462	4	5	.800	0	7	7	2	3	1	1	17	1.1
2016-17	10	33	5	10	.500	5	5	1.000	1	6	7	1	7	0	1	16	1.6
2 Years	25	83	11	23	.478	9	10	.900	1	13	14	3	10	1	2	33	1.3

Three-point field goals: 2015-16, 1-3 (.333); 2016-17, 1-2 (.500); Totals, 2-5 (.400)

DAMON JONES

Height: 6'3"

Weight: 195

Born: August 25, 1976

(Houston '97)

Signed as a free agent on September 8, 2005.

YEAR	GP	MINS	FGM	FGA	FG%	FTM	FTA	FT%	OR	DR	TR	AST	PF-D	STL	BS	PTS	PPG
2005-06	82	2089	190	491	.387	32	50	.640	14	119	133	169	112-0	37	1	552	6.7
2006-07	60	1173	137	355	.386	30	44	.682	9	57	66	94	53-0	16	2	393	6.6
2007-08	67	1336	151	363	.416	20	28	.714	5	67	72	126	66-0	19	1	437	6.5
3 Years	209	4598	478	1209	.395	82	122	.672	28	243	271	389	231-0	72	4	1382	6.6

Three-Point Field Goals: 2005-06, 140-371 (.377); 2006-07, 89-231 (.385); 2007-08, 115-276 (.417).

PLAYOFFS

YEAR	GP	MINS	FGM	FGA	FG%	FTM	FTA	FT%	OR	DR	TR	AST	PF-D	STL	BS	PTS	PPG
2006	13	182	8	26	.308	3	4	.750	2	14	16	12	17-0	2	0	24	1.8
2007	11	139	8	26	.308	3	3	1.00	1	8	9	11	10-0	0	0	26	2.4
2008	5	26	2	10	.200	0	0	.000	0	0	0	1	1-0	0	0	6	1.2
3 Years	29	347	18	62	.290	6	7	.857	3	22	25	24	28-0	2	0	56	1.9

Three-Point Field Goals: 2006, 5-18 (.278); 2007, 7-22 (.318); 2008, 2-7 (.286).

DWAYNE JONES

Height: 6'11"

Weight: 251

Born: June 9, 1983

(St. Joseph's '05)

Acquired by the Cavaliers on October 13, 2006 from the Boston Celtics in exchange for guard/forward Luke Jackson.

YEAR	GP	MINS	FGM	FGA	FG%	FTM	FTA	FT%	OR	DR	TR	AST	PF-D	STL	BS	PTS	PPG
2006-07	4	18	0	1	.000	3	6	.500	1	5	6	0	3-0	0	0	3	0.8
2007-08	56	472	25	47	.532	28	58	.483	69	71	140	10	88-0	10	25	78	1.4
2 Years	60	490	25	48	.521	31	64	.484	70	76	146	10	91-0	10	25	81	1.4

Three-Point Field Goals: 2007-08, 0-1 (.000).

PLAYOFFS

YEAR	GP	MINS	FGM	FGA	FG%	FTM	FTA	FT%	OR	DR	TR	AST	PF-D	STL	BS	PTS	PPG
2008	5	20	1	2	.500	1	2	.500	2	4	6	0	4-0	0	1	3	0.6

EDGAR JONES

Height: 6'10"

Weight: 210

Born: June 17, 1956

(Nevada-Reno '79)

Traded by San Antonio with cash for Jeff Cook, December 14, 1984.

YEAR	GP	MIN	FGM	FGA	FG%	FTM	FTA	FT%	OR	DR	TR	AST	PF-D	STL	BS	PTS	PPG
1984-85	26	447	86	184	.467	41	60	.683	34	75	109	11	71-1	11	11	213	8.2
1985-86	53	1011	187	370	.505	132	178	.742	71	136	207	45	142-0	30	38	513	9.7
2 Years	79	1458	273	554	.493	173	238	.727	105	211	316	56	213-1	41	49	726	9.2

Three-Point Field Goals: 1984-85, 0-3 (.000); 1985-86, 7-23 (.304); Total 7-26 (.269).

PLAYOFFS

YEAR	GP	MIN	FGM	FGA	FG%	FTM	FTA	FT%	OR	DR	TR	AST	PF-D	STL	BS	PTS	PPG
1985	4	45	9	18	.500	7	8	.875	2	6	8	3	6-0	2	0	25	6.3

Three-Point Field Goals: 0-1 (.000).

JALEN JONES

Height: 6'7"

Weight: 220"

Born: May 27, 1993

(Texas A&M '16)

Signed to a Two-Way contract on December 2, 2018.

YEAR	GP	MIN	FGM	FGA	FG%	FTM	FTA	FT%	OR	DR	TR	AST	PF-D	STL	BLK	PTS	PPG
2018-19	16	214	26	62	.419	19	27	.704	11	23	34	7	27-0	9	2	81	5.1

Three-point field goals: 10-28 (.357)

JAMES JONES

Height: 6'8"

Weight: 218

Born: October 4, 1980

(Miami, FL '03)

Signed as a free agent on August 5, 2014

YEAR	GP	MIN	FGM	FGA	FG%	FTM	FTA	FT%	OR	DR	TR	AST	PF-D	STL	BLK	PTS	PPG
2014-15	57	669	74	201	.368	39	46	.848	9	53	62	24	67-0	13	8	240	4.2
2015-16	48	463	58	142	.408	21	26	.808	8	42	50	14	50-0	11	10	178	3.7
2016-17	48	381	44	92	.478	13	20	.650	3	34	47	14	37-0	7	10	132	2.8
3 Years	153	1513	176	435	.405	73	92	.793	20	129	149	52	154-0	31	28	550	3.6

Three-point field goals: 2014-15, 63-175 (.360); 2015-16, 41-104 (.394); 2016-17, 31-66 (.470); Totals, 135-345 (.391)

PLAYOFFS

YEAR	GP	MIN	FGM	FGA	FG%	FTM	FTA	FT%	OR	DR	TR	AST	PF	STL	BLK	PTS	PPG
2014-15	20	311	26	75	.347	13	14	.929	1	28	29	9	42	8	3	87	4.4
2015-16	12	55	2	10	.200	1	4	.250	1	3	4	3	3	0	0	6	0.5
2016-17	8	30	1	5	.200	0	0	.000	1	3	4	0	3	0	0	2	0.3
3 Years	40	396	29	90	.322	14	18	.778	3	34	37	12	48	8	3	95	2.4

Three-point field goals: 2014-15, 22-64 (.344); 2015-16, 1-7 (.143); 2016-17, 0-3 (.000); Totals, 23-74 (.311)

JUMAINE JONES

Height: 6'8"

Weight: 218

Born: February 10, 1979

(Georgia '01)

Acquired from the Philadelphia 76ers along with Tyrone Hill in exchange for Matt Harpring, Cedric Henderson and Robert Traylor on August 3, 2001.

YEAR	GP	MIN	FGM	FGA	FG%	FTM	FTA	FT%	OR	DR	TR	AST	PF-D	STL	BS	PTS	PPG
2001-02	81	2142	287	640	.448	45	68	.662	125	365	490	116	184-3	75	46	671	8.3
2002-03	80	2204	308	710	.434	57	83	.687	106	299	405	112	176-1	67	22	784	9.8
2 Years	161	4346	595	1350	.441	102	151	.675	231	664	895	228	360-4	142	68	1455	9.0

Three-Point Field Goals: 2001-02, 52-168 (.310); 2002-03, 111-314 (.354); Total 163-482 (.338).

KEVIN JONES

Height: 6'8"

Weight: 250

Born: August 25, 1989

(West Virginia '12)

Signed as a free agent on November 29, 2012.

YEAR	GP	MIN	FGM	FGA	FG%	FTM	FTA	FT%	OR	DR	TR	AST	PF-D	STL	BS	PTS	PPG
2012-13	32	335	43	107	.402	9	15	.600	38	40	78	10	25-0	9	5	95	3.0

Three-Point Field Goals: 2012-13, 0-0 (.000); Total 0-0 (.000).

ED JORDAN

Height: 6'1"

Weight: 170

Born: January 29, 1955

(Rutgers '77)

Drafted by Cleveland in second round, 1977 (33rd pick).

YEAR	GP	MIN	FGM	FGA	FG%	FTM	FTA	FT%	OR	DR	TR	AST	PF-D	STL	BS	PTS	PPG
1977-78	22	171	19	56	.339	12	16	.750	2	9	11	32	10-0	12	1	50	2.3

WALTER JORDAN

Height: 6'7"

Weight: 198

Born: February 19, 1956

(Purdue '78)

Signed as a free agent, August 13, 1980.

YEAR	GP	MIN	FGM	FGA	FG%	FTM	FTA	FT%	OR	DR	TR	AST	PF-D	STL	BS	PTS	PPG
1980-81	30	207	29	75	.387	10	17	.588	23	19	42	11	35-0	11	5	68	2.3

JASON KAPONO**Height: 6'8"****Weight: 213****Born: February 4, 1981****(UCLA '03)***Drafted by Cleveland in second round, 2003 (31st pick)*

YEAR	GP	MINS	FGM	FGA	FG%	FTM	FTA	FT%	OR	DR	TR	AST	PF-D	STL	BS	PTS	PPG
2003-04	41	427	52	129	.403	20	24	.833	19	36	55	14	41-0	13	2	145	3.5

Three-Point Field Goals: 2003-04, 21-44 (.477).

SERGEY KARASEV**Height: 6'7"****Weight: 208****Born: October 26, 1993****(BC Triumph '13)***Selected by the Cleveland Cavaliers in the first round (19th overall pick) of the 2013 NBA Draft*

YEAR	GP	MINS	FGM	FGA	FG%	FTM	FTA	FT%	OR	DR	TR	AST	PF-D	STL	BS	PTS	PPG
2013-14	22	156	12	35	.343	9	10	.900	0	16	16	6	22-0	3	1	37	1.7

Three-Point Field Goals: 2013-14 (2/11)

COBY KARL**Height: 6'5"****Weight: 215****Born: March 6, 1983****(Boise State '07)***Signed as a free agent, October 1, 2009.*

Year	GP	MINS	FGM	FGA	FG%	FTM	FTA	FT%	OR	DR	TR	AST	PF-D	STL	BS	PTS	PPG
2009-10	3	5	0	0	-	0	0	-	0	2	2	0	0-0	0	0	0	0.0

SASHA KAUN**Height: 6'11"****Weight: 260****Born: May 8, 1985****(Kansas '08)***Signed as a free agent on September 9, 2015.*

YEAR	GP	MINS	FGM	FGA	FG%	FTM	FTA	FT%	OR	DR	TR	AST	PF-D	STL	BS	PTS	PPG
2015-16	25	95	9	17	.529	5	11	.455	12	14	26	3	11-0	4	5	23	0.9

Three-Point Field Goals: 0-0 (---)

SHAWN KEMP**Height: 6'10"****Weight: 280****Born: November 26, 1969****(Concord HS '88)***Acquired from Seattle in a three-way trade on September 25, 1997. The Cavs also acquired Sherman Douglas from Milwaukee, while the Bucks received Terrell Brandon, Tyrone Hill and future considerations from Cleveland. Seattle acquired Vin Baker from Milwaukee.*

YEAR	GP	MINS	FGM	FGA	FG%	FTM	FTA	FT%	OR	DR	TR	AST	PF-D	STL	BS	PTS	PPG
1997-98	80	2769	518	1164	.445	404	556	.727	219	526	745	197	310-15	108	90	1442	18.0
1998-99	42	1475	277	575	.482	307	389	.789	131	257	388	101	159-2	48	45	862	20.5
1999-2000	82	2492	484	1160	.417	493	635	.776	231	494	725	138	371-13	100	96	1463	17.8
3 Years	204	6736	1279	2899	.441	1204	1580	.762	581	1277	1858	436	840-30	256	231	3767	18.5

Three-Point Field Goals: 1997-98, 2-8 (.250); 1998-99, 1-2 (.500); 1999-2000, 2-6 (.333); Total 5-16 (.313).

PLAYOFFS

YEAR	GP	MINS	FGM	FGA	FG%	FTM	FTA	FT%	OR	DR	TR	AST	PF-D	STL	BS	PTS	PPG
1998	4	152	33	71	.465	38	45	.844	16	25	41	8	12-0	5	4	104	26.0

ALL-STAR GAME

YEAR	GP	MINS	FGM	FGA	FG%	FTM	FTA	FT%	OR	DR	TR	AST	PF-D	STL	BS	PTS	PPG
1998	1	25	5	10	.500	2	2	1.000	2	9	11	2	2-0	4	0	12	12.0

Three-Point Field Goals: 0-1 (.000)

TIM KEMPTON**Height: 6'10"****Weight: 255****Born: January 25, 1964****(Notre Dame '86)***Signed as a free agent, April 15, 1994.*

YEAR	GP	MINS	FGM	FGA	FG%	FTM	FTA	FT%	OR	DR	TR	AST	PF-D	STL	BLK	PTS	PPG
1993-94	4	33	6	12	.500	2	6	.333	4	6	10	3	8-0	2	1	14	3.5

PLAYOFFS

YEAR	GP	MINS	FGM	FGA	FG%	FTM	FTA	FT%	OR	DR	TR	AST	PF-D	STL	BLK	PTS	PPG
1994	3	89	10	25	.400	6	6	1.000	10	6	16	8	9-0	3	0	26	8.7

D.J. KENNEDY**Height: 6'6"****Weight: 215****Born: November 5, 1989****(St. John's '11)***Signed as a free agent on April 21, 2012.*

YEAR	GP	MINS	FGM	FGA	FG%	FTM	FTA	FT%	OR	DR	TR	AST	PF-D	STL	BS	PTS	PPG
2011-12	2	59	5	12	.417	0	2	0.000	1	6	7	3	7-0	2	0	12	6.0

Three-Point Field Goals: 2011-12, 2-4 (.500); Total 2-4 (.500).

LARRY KENON**Height: 6'9"****Weight: 215****Born: December 13, 1952****(Memphis State '73)***Traded by Golden State for cash, January 10, 1983.*

YEAR	GP	MINS	FGM	FGA	FG%	FTM	FTA	FT%	OR	DR	TR	AST	PF-D	STL	BS	PTS	PPG
1982-83	32	624	100	212	.472	35	46	.761	52	65	117	34	49-0	21	9	235	7.3

Three-Point Field Goals: 0-1 (.000).

STEVE KERR

Height: 6'3"

Weight: 180

Born: September 27, 1965

(Arizona '88)

Traded by Phoenix for a 1993 second round draft choice, September 5, 1989.

YEAR	GP	MIN	FGM	FGA	FG%	FTM	FTA	FT%	OR	DR	TR	AST	PF-D	STL	BS	PTS	PPG
1989-90	78	1664	192	432	.444	63	73	.863	12	86	98	248	59-0	45	7	520	6.7
1990-91	57	905	99	223	.444	45	53	.849	5	32	37	131	52-0	29	4	271	4.8
1991-92	48	847	121	237	.511	45	54	.833	14	64	78	110	29-0	27	10	319	6.6
1992-93	5	41	5	10	.500	2	2	1.000	0	7	7	11	2-0	2	0	12	2.4
4 Years	188	3457	417	902	.462	155	182	.852	31	189	220	500	142-0	103	21	1122	6.0
Three-Point Field Goals: 1989-90, 73-144 (.507); 1990-91, 28-62 (.452); 1991-92, 32-74 (.432); 1992-93, 0-2 (.000); Total 133-282 (.472).																	

PLAYOFFS

YEAR	GP	MIN	FGM	FGA	FG%	FTM	FTA	FT%	OR	DR	TR	AST	PF-D	STL	BS	PTS	PPG
1990	5	73	4	14	.286	0	0	—	1	5	6	10	6-0	4	0	8	1.6
1992	12	149	18	41	.439	5	5	1.000	1	5	6	10	12-0	5	0	44	3.7
2 Years	17	222	22	55	.400	5	5	1.000	2	10	12	20	18-0	9	0	52	3.1
Three-Point Field Goals: 1990, 0-3 (.000); 1992, 3-11 (.273); Total 3-14 (.214).																	

LARI KETNER

Height: 6'10"

Weight: 285

Born: February 1, 1977

(Massachusetts '99)

Signed to a 10-day contract on February 22, 2000 and to a second 10-day contract on March 3, 2000. Signed for the remainder of the season on March 13, 2000.

YEAR	GP	MIN	FGM	FGA	FG%	FTM	FTA	FT%	OR	DR	TR	AST	PF-D	STL	BS	PTS	PPG
1999-2000	16	91	9	22	.409	6	10	.600	12	15	27	0	12-0	3	2	24	1.5

RANDOLPH KEYS

Height: 6'7"

Weight: 195

Born: April 19, 1966

(Southern Mississippi '88)

Drafted by Cleveland in first round, 1988 (22nd pick).

YEAR	GP	MIN	FGM	FGA	FG%	FTM	FTA	FT%	OR	DR	TR	AST	PF-D	STL	BS	PTS	PPG
1988-89	42	331	74	172	.430	20	29	.690	23	33	56	19	51-0	12	6	169	4.0
1989-90	48	892	151	359	.421	61	82	.744	52	85	137	39	117-0	38	2	365	7.6
2 Years	90	1223	225	531	.424	81	111	.730	75	118	193	58	168-0	50	8	534	5.9
Three-Point Field Goals: 1988-89, 1-10 (.100); 1989-90, 2-10 (.200); Total 3-20 (.150).																	

PLAYOFFS

YEAR	GP	MIN	FGM	FGA	FG%	FTM	FTA	FT%	OR	DR	TR	AST	PF-D	STL	BS	PTS	PPG
1989	1	12	0	3	.000	0	0	—	0	3	3	1	1-0	0	0	0	0.0
Three-Point Field Goals: 0-1 (.000).																	

CHAD KINCH

Height: 6'4"

Weight: 190

Born: May 22, 1958

(UNC-Charlotte '80)

Drafted by Cleveland in first round, 1980 (22nd pick).

YEAR	GP	MIN	FGM	FGA	FG%	FTM	FTA	FT%	OR	DR	TR	AST	PF-D	STL	BS	PTS	PPG
1980-81	29	247	38	96	.396	4	5	.800	7	17	24	35	24-0	9	5	80	2.8

TARENCE KINSEY

Height: 6'6"

Weight: 189 Born:

March 21, 1984

(South Carolina '06)

Signed as a free agent, August 4, 2008.

YEAR	GP	MIN	FGM	FGA	FG%	FTM	FTA	FT%	OR	DR	TR	AST	PF-D	STL	BS	PTS	PPG
2008-09	50	280	31	69	.449	33	38	.868	10	28	38	10	34-1	12	0	102	2.0
Three Points Field Goals: 2008-09, 7-18 (.389).																	

PLAYOFFS

YEAR	GP	MIN	FGM	FGA	FG%	FTM	FTA	FT%	OR	DR	TR	AST	PF-D	STL	BS	PTS	PPG
2009	9	13	1	3	.333	2	2	1.00	1	1	2	0	2-0	1	0	4	0.4

ALEX KIRK

Height: 7'0"

Weight: 245

Born: November 14, 1991

(New Mexico '14)

Signed as a free agent on August 11, 2014.

YEAR	GP	MIN	FGM	FGA	FG%	FTM	FTA	FT%	OR	DR	TR	AST	PF-D	STL	BS	PTS	PPG
2014-15	5	14	1	4	.250	2	2	1.000	1	0	1	1	1-0	0	0	4	0.8
Three-Point Field Goals: 0-0 (.000)																	

BRANDON KNIGHT

Height: 6'2"

Weight: 182

Born: December 2, 1991

(Kentucky '11)

Acquired along with forward Marquese Chriss, a 2019 first round draft pick and a 2022 second round pick from the Houston Rockets as part of a three-team trade on Feb. 7, 2019; In exchange, Cleveland sent guards Nik Stauskas and Wade Baldwin IV as well as a 2021 second round draft pick (via Milwaukee) to Houston, and guard Alec Burks to the Sacramento Kings; Houston also received guard Iman Shumpert from Sacramento and sent their own 2020 second round pick to the Kings as part of the deal.

YEAR	GP	MIN	FGM	FGA	FG%	FTM	FTA	FT%	OR	DR	TR	AST	PF-D	STL	BLK	PTS	PPG
2018-19	27	618	88	213	.413	18	23	.783	9	41	50	62	48-0	19	2	230	8.5
2019-20	16	241	28	86	.326	4	13	.308	3	17	20	31	20-0	5	2	79	4.9
2 Years	43	859	116	299	.387	22	36	.611	12	58	70	93	68-0	24	4	309	7.2

Three-point field goals: 2018-19, 36-97 (.371); 2019-20, 19-64 (.297); ; Total, 55-161 (.341)

BREVIN KNIGHT

Height: 5'10"

Weight: 170

Born: November 8, 1975

(Stanford '97)

Drafted by Cleveland in first round, 1997 (16th pick).

YEAR	GP	MINS	FGM	FGA	FG%	FTM	FTA	FT%	OR	DR	TR	AST	PF-D	STL	BS	PTS	PPG
1997-98	80	2483	261	592	.441	201	251	.801	67	186	253	656	271-5	196	18	723	9.0
1998-99	39	1186	134	315	.425	105	141	.745	16	115	131	302	115-1	70	7	373	9.6
1999-2000	65	1754	230	558	.412	140	184	.761	38	155	193	458	185-2	107	21	602	9.3
2000-01	6	93	2	15	.133	5	6	.833	1	6	7	25	17-0	6	1	9	1.5
4 Years	190	5516	627	1480	.424	451	582	.775	122	462	584	1441	588-8	379	47	1707	9.0

Three-Point Field Goals: 1997-98, 0-7 (.000); 1998-99, 0-5 (.000); 1999-2000, 2-10 (.200); Total 2-22 (.091).

PLAYOFFS

YEAR	GP	MINS	FGM	FGA	FG%	FTM	FTA	FT%	OR	DR	TR	AST	PF-D	STL	BS	PTS	PPG
1998	4	132	6	21	.286	6	10	.600	0	16	16	23	16-1	10	1	18	4.5

KYLE KORVER

Height: 6'7"

Weight: 212"

Born: March 17, 1981

(Creighton '03)

Acquired from the Atlanta Hawks in exchange for Mike Dunleavy, Mo Williams, cash considerations and a protected first round draft pick on January 7, 2017.

YEAR	GP	MIN	FGM	FGA	FG%	FTM	FTA	FT%	OR	DR	TR	AST	PF-D	STL	BLK	PTS	PPG
2016-17	35	859	131	269	.487	14	15	.933	7	90	97	35	60-0	11	8	373	10.7
2017-18	73	1574	222	484	.459	64	72	.889	9	156	165	88	130-0	31	27	672	9.2
2018-19	16	251	35	76	.461	13	16	.813	0	29	29	17	22-1	3	2	108	6.8
3 Years	124	2684	388	829	.468	91	103	.883	16	275	291	140	212-1	45	37	1153	9.3

Three-point field goals: 2016-17, 97-200 (.485); 2017-18, 164-376 (.436); 2018-19, 25-54 (.463); Total, 286-630 (.454)

PLAYOFFS

YEAR	GP	MIN	FGM	FGA	FG%	FTM	FTA	FT%	OR	DR	TR	AST	PF-D	STL	BLK	PTS	PPG
2017	18	325	34	80	.425	10	10	1.000	2	28	30	13	22-0	7	5	105	5.8
2018	22	505	59	141	.418	19	22	.864	6	46	63	19	44-0	9	9	182	8.3
2 Years	40	831	93	221	.421	29	32	.906	8	74	82	32	66-0	16	14	287	7.2

Three-point field goals: 2017, 27-69 (.391); 2018, 45-109 (.413); Total, 72-178 (.404)

SAM LACEY

Height: 6'10"

Weight: 235

Born: March 8, 1948

(New Mexico State '70)

Signed as a free agent, December 6, 1982.

YEAR	GP	MINS	FGM	FGA	FG%	FTM	FTA	FT%	OR	DR	TR	AST	PF-D	STL	BLK	PTS	PPG
1982-83	60	1232	111	264	.420	29	37	.784	62	169	231	118	209-3	29	25	253	4.2

Three-Point Field Goals: 2-9 (.222).

BILL LAIMBEER

Height: 6'11"

Weight: 245

Born: May 19, 1957

(Notre Dame '79)

Drafted by Cleveland in third round, 1979 (65th pick).

YEAR	GP	MINS	FGM	FGA	FG%	FTM	FTA	FT%	OR	DR	TR	AST	PF-D	STL	BS	PTS	PPG
1980-81	81	2460	337	670	.503	117	153	.765	266	427	693	216	332-14	56	78	791	9.8
1981-82	50	894	119	253	.470	93	120	.775	124	153	277	45	170-3	22	30	334	6.7
2 Years	131	3354	456	923	.494	210	273	.769	390	580	970	261	502-17	78	108	1125	8.6

Three-Point Field Goals: 1981-82, 3-6 (.500).

JOHN LAMBERT

Height: 6'10"

Weight: 225

Born: January 14, 1953

(USC '75)

Drafted by Cleveland in first round, 1975 (15th pick).

YEAR	GP	MIN	FGM	FGA	FG%	FTM	FTA	FT%	OR	DR	TR	AST	PF-D	STL	BS	PTS	PPG
1975-76	54	333	49	110	.445	25	37	.676	37	65	102	16	54-0	8	12	123	2.3
1976-77	63	555	67	157	.427	25	36	.694	62	92	154	31	75-0	16	18	159	2.5
1977-78	76	1075	142	336	.423	27	48	.563	125	199	324	38	169-0	27	50	311	4.1
1978-79	70	1030	148	329	.450	35	55	.636	116	174	290	43	163-0	25	29	331	4.7
1979-80	74	1324	165	400	.413	73	101	.723	138	214	352	56	203-4	47	42	403	5.4
1980-81	3	8	3	5	.600	0	0	—	1	2	3	3	2-0	0	0	6	2.0
6 Years	340	4325	574	1337	.429	185	277	.668	479	746	1225	187	666-4	123	151	1333	3.9

PLAYOFFS

YEAR	GP	MIN	FGM	FGA	FG%	FTM	FTA	FT%	OR	DR	TR	AST	PF-D	STL	BS	PTS	PPG
1976	6	34	5	13	.385	2	2	1.000	2	9	11	1	7-0	1	2	12	2.0
1977	3	19	2	4	.500	0	0	—	2	1	3	0	4-0	2	0	4	1.3
1978	2	19	1	3	.333	1	2	.500	2	6	8	0	3-0	0	0	3	1.5
3 Years	11	72	8	20	.400	3	4	.750	6	16	22	1	14-0	3	2	19	1.7

JEROME LANE

Height: 6'6"

Weight: 250

Born: December 4, 1966

(Pittsburgh '89)

Signed as a free agent, August 31, 1992.

YEAR	GP	MIN	FGM	FGA	FG%	FTM	FTA	FT%	OR	DR	TR	AST	PF-D	STL	BS	PTS	PPG
1992-93	21	149	27	54	.500	5	20	.250	24	29	53	17	32-0	12	3	59	2.8

ANTONIO LANG

Height: 6'8"

Weight: 220

Born: May 15, 1972

(Duke '94)

*Traded by Phoenix along with Dan Majerle and the Suns first round pick in either 1996, 1997 or 1998 in exchange for John Williams, October 7, 1995.**Signed as a free agent, January 21, 1999.*

YEAR	GP	MIN	FGM	FGA	FG%	FTM	FTA	FT%	OR	DR	TR	AST	PF-D	STL	BS	PTS	PPG
1995-96	41	367	41	77	.532	34	47	.723	17	36	53	12	61-0	14	12	116	2.8
1996-97	64	843	68	162	.420	35	48	.729	52	75	127	33	111-0	33	30	171	2.7
1998-99	10	65	4	6	.667	5	9	.556	6	10	16	1	13-0	2	1	13	1.3
3 Years	115	1275	113	245	.461	74	104	.712	75	121	196	46	185-0	49	43	300	2.6

Three-Point Field Goals: 1995-96, 0-2 (.000); 1996-97, 0-6 (.000); Total, 0-8 (.000).

PLAYOFFS

YEAR	GP	MIN	FGM	FGA	FG%	FTM	FTA	FT%	OR	DR	TR	AST	PF-D	STL	BS	PTS	PPG
1996	1	2	0	0	—	0	0	—	0	0	0	0	0-0	0	0	0	0.0

TRAJAN LANGDON

Height: 6'3"

Weight: 197

Born: May 13, 1976

(Duke '99)

Drafted by Cleveland in first round, 1999 (11th pick).

YEAR	GP	MIN	FGM	FGA	FG%	FTM	FTA	FT%	OR	DR	TR	AST	PF-D	STL	BS	PTS	PPG
1999-2000	10	145	15	40	.375	11	11	1.000	4	11	15	11	16-0	5	0	49	4.9
2000-01	65	1116	135	313	.431	68	76	.895	12	77	89	81	114-0	38	9	389	6.0
2001-02	44	477	70	176	.398	42	46	.913	13	42	55	60	49-0	13	5	209	4.8
3 Years	119	1738	220	529	.416	121	133	.910	29	130	159	152	179-0	56	14	647	5.4

Three-Point Field Goals: 1999-2000, 8-19 (.421); 2000-01, 51-124 (.411); 2001-02, 27-74 (.365); Total 86-217 (.396).

BUTCH LEE

Height: 6'0"

Weight: 185

Born: December 5, 1956

(Marquette '78)

Traded by Atlanta with future considerations for Terry Furlow, January 31, 1979.

YEAR	GP	MIN	FGM	FGA	FG%	FTM	FTA	FT%	OR	DR	TR	AST	PF-D	STL	BS	PTS	PPG
1978-79	33	782	146	321	.455	87	113	.770	22	45	67	126	58-0	30	0	379	11.5
1979-80	3	24	2	11	.182	0	1	.000	3	0	3	3	0-0	0	0	4	1.3
2 Years	36	806	148	332	.446	87	114	.763	25	45	70	129	58-0	30	0	383	10.6

KEITH LEE

Height: 6'10"

Weight: 220

Born: December 28, 1962

(Memphis State '85)

Traded by Chicago along with Ennis Whatley for draft rights to Charles Oakley and Calvin Duncan, June 18, 1985.

YEAR	GP	MIN	FGM	FGA	FG%	FTM	FTA	FT%	OR	DR	TR	AST	PF-D	STL	BS	PTS	PPG
1985-86	58	1197	177	380	.466	75	96	.781	116	235	351	67	204-9	29	37	431	7.4
1986-87	67	870	170	374	.455	72	101	.713	93	158	251	69	147-0	25	40	412	6.1
2 Years	125	2067	347	754	.460	147	197	.746	209	393	602	136	351-9	54	77	843	6.7

Three-Point Field Goals: 1985-86, 2-9 (.222); 1986-87, 0-1 (.000); Total 2-10 (.200).

JON LEUER

Height: 6'10"

Weight: 228

Born: May 14, 1989

(Wisconsin '11)

Claimed off waivers from Houston Rockets on July 18, 2012.

YEAR	GP	MINS	FGM	FGA	FG%	FTM	FTA	FT%	OR	DR	TR	AST	PF-D	STL	BS	PTS	PPG
2012-13	9	91	10	28	.357	2	6	.333	5	8	13	5	11-0	2	0	22	2.4

Three-Point Field Goals: 2012-13, 0-3 (.000); Total 0-3 (.000).

BOB LEWIS

Height: 6'3"

Weight: 185

Born: March 20, 1945

(North Carolina '67)

Selected from San Francisco in expansion draft, May 11, 1970.

YEAR	GP	MINS	FGM	FGA	FG%	FTM	FTA	FT%	OR	DR	TR	AST	PF-D	STL	BLK	PTS	PPG
1970-71	79	1852	179	484	.370	109	152	.717	—	—	206	244	176-1	—	—	467	5.9

DeANDRE LIGGINS

Height: 6'6"

Weight: 209

Born: March 31, 1989

(Kentucky '11)

Signed as a free agent on Aug. 2, 2016

YEAR	GP	MINS	FGM	FGA	FG%	FTM	FTA	FT%	OR	DR	TR	AST	PF-D	STL	BS	PTS	PPG
2016-17	61	752	52	136	.382	23	37	.622	17	84	101	54	81-0	47	14	144	2.4

Three-Point Field Goals: 17-45 (.378)

SHAUN LIVINGSTON

Height: 6'7"

Weight: 175

Born: September 11, 1985

(Peoria Central HS '04)

Claimed off of waivers from the Washington Wizards on December 25, 2012.

YEAR	GP	MINS	FGM	FGA	FG%	FTM	FTA	FT%	OR	DR	TR	AST	PF-D	STL	BS	PTS	PPG
2012-13	49	1133	142	280	.507	70	83	.843	29	92	121	177	105-3	37	29	354	7.2

Three-Point Field Goals: 2012-13, 0-1 (.000); Total 0-1 (.000).

J.P. MACURA

Height: 6'5"

Weight: 205

Born: June 5, 1995

(Xavier '18)

Signed as a 10-day contract on February 9, 2020.

YEAR	GP	MINS	FGM	FGA	FG%	FTM	FTA	FT%	OR	DR	TR	AST	PF-D	STL	BLK	PTS	PPG
2019-20	1	1	0	0	-	0	0	-	0	3	3	2	0-0	0	0	0	0.0

Three-point field goals: 0-0 (---)

GERALD MADKINS

Height: 6'4"

Weight: 200

Born: April 18, 1969

(UCLA '92)

Signed as a free agent, June 14, 1993.

YEAR	GP	MINS	FGM	FGA	FG%	FTM	FTA	FT%	OR	DR	TR	AST	PF-D	STL	BS	PTS	PPG
1993-94	22	149	11	31	.355	8	10	.800	1	10	11	19	16-0	9	0	35	1.6
1994-95	7	28	2	6	.333	3	4	.750	0	0	0	1	2-0	2	0	8	1.1
2 Years	29	177	13	37	.351	11	14	.786	1	10	11	20	18-0	11	0	43	1.5

Three-Point Field Goals: 1993-94, 5-15 (.333); 1994-95, 1-2 (.500); Total 6-17 (.353).

DAVID MAGLEY

Height: 6'8"

Weight: 210

Born: November 24, 1959

(Kansas '82)

Drafted by Cleveland in second round, 1982 (28th pick).

YEAR	GP	MINS	FGM	FGA	FG%	FTM	FTA	FT%	OR	DR	TR	AST	PF-D	STL	BLK	PTS	PPG
1982-83	14	56	4	16	.250	4	8	.500	2	8	10	2	5-0	2	0	12	0.9

Three-Point Field Goals: 0-1 (.000).

DAN MAJERLE

Height: 6'6"

Weight: 220

Born: September 9, 1965

(Central Michigan '88)

Traded by Phoenix with Antonio Lang and the Suns' first round draft pick in either the 1996, 1997 or 1998 NBA Draft, in exchange for John Williams, October 7, 1995.

YEAR	GP	MINS	FGM	FGA	FG%	FTM	FTA	FT%	OR	DR	TR	AST	PF-D	STL	BS	PTS	PPG
1995-96	82	2367	303	748	.405	120	169	.710	70	235	305	214	131-0	81	34	872	10.6

Three-Point Field Goals: 146-414 (.353).

PLAYOFFS

YEAR	GP	MINS	FGM	FGA	FG%	FTM	FTA	FT%	OR	DR	TR	AST	PF-D	STL	BS	PTS	PPG
1996	3	91	16	36	.444	8	9	.889	2	10	12	9	6-0	4	2	50	16.7

Three-Point Field Goals: 10-23 (.435).

SHAWN MARION

Height: 6'7"

Weight: 228

Born: May 7, 1978

(UNLV '99)

Signed as a free agent on Sept. 9, 2014.

YEAR	GP	MINS	FGM	FGA	FG%	FTM	FTA	FT%	OR	DR	TR	AST	PF-D	STL	BS	PTS	PPG
2014-15	57	1101	119	267	.446	26	34	.765	64	138	202	51	58-0	27	27	276	4.8

Three-Point Field Goals: 12-46 (.261)

PLAYOFFS

YEAR	GP	MINS	FGM	FGA	FG%	FTM	FTA	FT%	OR	DR	TR	AST	PF-D	STL	BS	PTS	PPG
2014-15	6	25	1	6	.167	0	0	---	2	4	6	1	1-0	2	0	2	0.3

Three-Point Field Goals: 0-0 (---)

DONNY MARSHALL

Height: 6'7"

Weight: 230

Born: July 17, 1972

(Connecticut '95)

Drafted by Cleveland in second round, 1995 (39th pick). Signed to a 10-day contract on February 25, 2000 and to a second 10-day contract on March 3, 2000.

YEAR	GP	MINS	FGM	FGA	FG%	FTM	FTA	FT%	OR	DR	TR	AST	PF-D	STL	BS	PTS	PPG
1995-96	34	208	24	68	.353	22	35	.629	9	17	26	7	26-0	8	2	77	2.3
1996-97	56	548	52	160	.325	38	54	.704	22	48	70	24	60-0	24	3	175	3.1
1999-2000	6	39	3	11	.273	5	6	.833	0	1	1	0	7-0	2	0	11	1.8
3 Years	96	795	79	239	.331	65	95	.684	31	66	97	31	106-1	34	5	263	2.7

Three-Point Field Goals: 1995-96, 7-30 (.233); 1996-97, 33-87 (.379); 1999-2000, 0-3 (.000) Total 40-120 (.333).

PLAYOFFS

YEAR	GP	MINS	FGM	FGA	FG%	FTM	FTA	FT%	OR	DR	TR	AST	PF-D	STL	BS	PTS	PPG
1996	1	1	0	0	---	0	0	---	0	0	0	0	0-0	0	0	0	0.0

DONYELL MARSHALL

Height: 6'9"

Weight: 230

Born: May 18, 1973

(Connecticut '94)

Signed as a free agent on August 2, 2005.

YEAR	GP	MINS	FGM	FGA	FG%	FTM	FTA	FT%	OR	DR	TR	AST	PF-D	STL	BS	PTS	PPG
2005-06	81	2077	265	671	.395	92	123	.748	105	387	492	60	160-0	59	41	750	9.3
2006-07	81	1360	209	493	.424	53	80	.663	86	237	323	46	130-0	39	43	566	7.0
2007-08	11	156	13	44	.295	7	9	.778	9	21	30	5	16-0	2	9	41	3.7
3 Years	173	3593	487	1208	.403	152	212	.717	200	645	845	111	306-0	100	93	1357	7.8

Three Point Field Goals: 2005-06, 128-395 (.324); 2006-07, 95-271 (.351); 2007-08, 8-23 (.348).

PLAYOFFS

YEAR	GP	MINS	FGM	FGA	FG%	FTM	FTA	FT%	OR	DR	TR	AST	PF-D	STL	BS	PTS	PPG
2006	13	345	45	104	.433	15	17	.882	24	49	73	8	24-0	7	9	123	9.5
2007	19	204	23	69	.333	7	11	.636	12	29	41	5	30-0	3	4	67	3.5
2 Years	32	549	68	173	.393	22	28	.786	36	78	114	13	54-0	10	13	190	5.9

Three Point Field Goals: 2006, 18-46 (.391); 2007, 14-45 (.311).

PATRICK McCRAW

Height: 6'7"

Weight: 185"

Born: October 25, 1995

(UNLV '16)

Signed to a multi-year offer sheet on December 28, 2018.

YEAR	GP	MIN	FGM	FGA	FG%	FTM	FTA	FT%	OR	DR	TR	AST	PF-D	STL	BLK	PTS	PPG
2018-19	3	53	2	9	.222	0	0	-	0	3	3	2	1-0	2	0	5	1.7

Three-point field goals: 1-4 (.250)

JELANI McCOY

Height: 6'10"

Weight: 245

Born: December 6, 1977

(UCLA '99)

Signed as a free agent on October 2, 2003.

YEAR	GP	MINS	FGM	FGA	FG%	FTM	FTA	FT%	OR	DR	TR	AST	PF-D	STL	BS	PTS	PPG
2003-04	2	12	0	0	.000	0	0	.000	1	3	4	0	4-0	0	0	0	0.0

Three-Point Field Goals: 2003-04, 0-0 (.000)

SCOOTER McCRAV

Height: 6'9"

Weight: 215

Born: February 8, 1960

(Louisville '83)

Signed as a free agent, October 3, 1986.

YEAR	GP	MINS	FGM	FGA	FG%	FTM	FTA	FT%	OR	DR	TR	AST	PF-D	STL	BLK	PTS	PPG
1986-87	24	279	30	65	.462	20	41	.488	19	39	58	23	28-0	9	4	80	3.3

BEN McDONALD

Height: 6'8"

Weight: 225

Born: July 20, 1962

(UC-Irvine '84)

Drafted by Cleveland in third round, 1984 (50th pick); signed to a 10-day contract, March 4, 1986 and eventually signed for the remainder of the season.

YEAR	GP	MINS	FGM	FGA	FG%	FTM	FTA	FT%	OR	DR	TR	AST	PF-D	STL	BLK	PTS	PPG
1985-86	21	266	28	58	.483	5	8	.625	15	23	38	9	30-0	7	1	61	2.9

Three-Point Field Goals: 0-1 (.000).

JEFF McINNIS

Height: 6'4"

Weight: 179

Born: October 22, 1974

(North Carolina '96)

Acquired along with Ruben Boumtje from the Portland Trail Blazers on Jan. 21, 2004 in exchange for Darius Miles.

YEAR	GP	MIN	FGM	FGA	FG%	FTM	FTA	FT%	OR	DR	TR	AST	PF-D	STL	BS	PTS	PPG
2003-04	31	1096	138	331	.417	56	67	.836	17	65	82	234	69-2	36	4	363	11.7
2004-05	76	2651	377	915	.412	130	160	.813	32	125	157	391	177-1	56	1	975	12.8
2 Years	107	3747	515	1246	.413	186	227	.819	49	190	239	625	246-3	92	5	1338	12.5

Three-Point Field Goals: 2003-04, 31-80 (.388); 2004-05, 91-264 (.345); Totals, 122-344 (.355)

ALFONZO McKINNIE

Height: 6'8"

Weight: 215

Born: September 17, 1992

(Iowa '19)

Claimed off waivers by the Cleveland Cavaliers on October 21, 2019; Signed two 10-day contracts (Jan. 9 and Jan. 23, 2020) before signing to a multi-year contra on February 8, 2020.

YEAR	GP	MIN	FGM	FGA	FG%	FTM	FTA	FT%	OR	DR	TR	AST	PF-D	STL	BLK	PTS	PPG
2019-20	40	593	73	171	.427	22	31	.710	37	76	113	14	72-0	23	8	182	4.6

McCOY McLEMORE

Height: 6'7"

Weight: 230

Born: April 3, 1942

(Drake '64)

Selected from Detroit in expansion draft, May 11, 1970.

YEAR	GP	MIN	FGM	FGA	FG%	FTM	FTA	FT%	OR	DR	TR	AST	PF-D	STL	BS	PTS	PPG
1970-71	58	1839	254	654	.388	170	220	.773	—	—	463	176	169-1	—	—	678	11.7

JORDAN McRAE

Height: 6'6"

Weight: 185

Born: March 28, 1991

(Tennessee '14)

Signed as a free agent on Mar. 9, 2016

YEAR	GP	MIN	FGM	FGA	FG%	FTM	FTA	FT%	OR	DR	TR	AST	PF-D	STL	BS	PTS	PPG
2015-16	15	113	23	52	.442	9	13	.692	2	10	12	15	10-0	0	1	62	4.1
2016-17	37	384	58	150	.387	27	34	.794	6	35	41	19	31-0	8	6	161	4.4
2 Years	52	497	81	202	.401	36	47	.766	8	27	53	34	41-0	8	7	223	4.3

Three-Point Field Goals: 2015-16, 7-11 (.636); 2016-17, 18-51 (.353); Total, 25-62 (.403)

PLAYOFFS

YEAR	GP	MIN	FGM	FGA	FG%	FTM	FTA	FT%	OR	DR	TR	AST	PF-D	STL	BS	PTS	PPG
2015-16	2	4	5	5	1.00	0	0	-	0	2	2	0	0-0	0	0	9	4.5

Three-Point Field Goals: 1-1 (1.000)

CHRIS MIHM

Height: 7'0"

Weight: 265

Born: July 16, 1979

(Texas '01)

Acquired from the Chicago Bulls on June 28, 2000 in exchange for the draft rights to Jamal Crawford and cash considerations.

YEAR	GP	MIN	FGM	FGA	FG%	FTM	FTA	FT%	OR	DR	TR	AST	PF-D	STL	BS	PTS	PPG
2000-01	59	1166	173	391	.442	100	126	.794	106	174	280	16	156-2	20	53	446	7.6
2001-02	74	1659	221	526	.420	124	179	.693	133	259	392	24	260-7	18	89	569	7.7
2002-03	52	809	116	287	.404	76	105	.724	93	138	231	28	124-0	18	38	308	5.9
2003-04	22	391	59	127	.465	34	48	.708	47	93	140	10	58-1	9	22	152	6.9
4 Years	207	4025	569	1331	.427	334	458	.729	379	664	1043	78	598-9	65	202	1475	7.1

Three-Point Field Goals: 2000-01, 0-1 (.000); 2001-02, 3-7 (.429); 2002-03, 0-3 (.000); 2003-04, 0-0 (.000); Total 3-11 (.273).

LARRY MIKAN

Height: 6'7"

Weight: 215

Born: April 8, 1948

(Minnesota '70)

Signed as a free agent, November 12, 1970.

YEAR	GP	MIN	FGM	FGA	FG%	FTM	FTA	FT%	OR	DR	TR	AST	PF-D	STL	BS	PTS	PPG
1970-71	53	536	62	186	.333	34	55	.618	—	—	139	41	56-1	—	—	158	3.0

C.J. MILES

Height: 6'6"

Weight: 231

Born: March 18, 1987

(Skyline HS '12)

Signed as a free agent on August 8, 2012.

YEAR	GP	MIN	FGM	FGA	FG%	FTM	FTA	FT%	OR	DR	TR	AST	PF-D	STL	BS	PTS	PPG
2012-13	65	1364	255	614	.415	93	107	.869	24	150	174	63	138-1	49	17	729	11.2
2013-14	51	984	178	409	.435	64	75	.853	18	85	103	52	103-0	46	15	503	9.9
2 Years	116	2348	433	1023	.423	157	182	.863	42	235	277	115	241-1	95	32	1232	10.6

Three-Point Field Goals: 2012-13, 126-328 (.384); 2013-14, 83-211 (.393)

DARIUS MILES

Height: 6'9"

Weight: 210

Born: October 9, 1981

(East St. Louis H.S. '00)

Acquired along with Harold Jamison from the Los Angeles Clippers on July 30, 2002, in exchange for Andre Miller and Bryant Stith.

YEAR	GP	MIN	FGM	FGA	FG%	FTM	FTA	FT%	OR	DR	TR	AST	PF-D	STL	BS	PTS	PPG
2002-03	67	2008	263	642	.410	92	155	.594	113	250	363	176	159-3	67	69	618	9.2
2003-04	37	888	143	331	.432	39	72	.542	48	119	167	80	84-0	25	27	330	8.9
2 Years	104	2896	406	973	.417	131	227	.577	161	369	530	256	243-3	92	96	948	9.1

Three-Point Field Goals: 2002-03, 0-14 (.000); 2003-04, 5-30 (.166); Total 5-44 (.114)

ANDRE MILLER

Height: 6'2"

Weight: 200

Born: March 19, 1976

(Utah '99)

Drafted by Cleveland in first round, 1999 (8th pick).

YEAR	GP	MIN	FGM	FGA	FG%	FTM	FTA	FT%	OR	DR	TR	AST	PF-D	STL	BS	PTS	PPG
1999-2000	82	2093	339	755	.449	226	292	.774	85	195	280	476	194-1	84	17	914	11.1
2000-01	82	2848	452	999	.452	375	450	.833	94	266	360	657	229-0	119	28	1296	15.8
2001-02	81	3023	474	1045	.454	365	447	.817	108	271	379	882	228-1	126	34	1335	16.5
3 Years	245	7964	1265	2799	.452	966	1189	.812	287	732	1019	2015	651-2	329	79	3545	14.5

Three-Point Field Goals: 1999-2000, 10-49 (.204); 2000-01, 17-64 (.266); 2001-02, 22-87 (.253); Total 49-200 (.245).

MIKE MILLER

Height: 6'8"

Weight: 218

Born: February 19, 1980

(Florida '00)

Signed as a free agent on Aug. 5, 2014.

YEAR	GP	MIN	FGM	FGA	FG%	FTM	FTA	FT%	OR	DR	TR	AST	PF-D	STL	BS	PTS	PPG
2014-15	52	701	37	114	.325	3	4	.750	4	87	91	46	74-0	14	4	109	2.1

Three-Point Field Goals: 32-98 (.327)

PLAYOFFS

YEAR	GP	MIN	FGM	FGA	FG%	FTM	FTA	FT%	OR	DR	TR	AST	PF-D	STL	BS	PTS	PPG
2014-15	9	65	3	5	.600	0	0	---	0	10	10	0	6-0	1	1	9	1.0

Three-Point Field Goals: 3-5 (.600)

CHRIS MILLS

Height: 6'6"

Weight: 216

Born: January 25, 1970

(Arizona '93)

Drafted by Cleveland in first round, 1993 (22nd pick).

YEAR	GP	MIN	FGM	FGA	FG%	FTM	FTA	FT%	OR	DR	TR	AST	PF-D	STL	BS	PTS	PPG
1993-94	79	2022	284	677	.419	137	176	.778	134	267	401	128	232-3	54	50	743	9.4
1994-95	80	2814	359	855	.420	174	213	.817	99	267	366	154	242-2	59	35	986	12.3
1995-96	80	3060	454	971	.468	218	263	.829	112	331	443	188	241-1	73	52	1205	15.1
1996-97	80	3167	405	894	.453	176	209	.842	118	379	497	198	222-1	86	41	1072	13.4
4 Years	319	11063	1502	3397	.442	705	861	.819	463	1244	1707	668	937-7	272	178	4006	12.6

Three-Point Field Goals: 1993-94, 38-122 (.311); 1994-95, 94-240 (.392); 1995-96, 79-210 (.376); 1996-97, 86-220 (.391); Total 297-792 (.375).

PLAYOFFS

YEAR	GP	MIN	FGM	FGA	FG%	FTM	FTA	FT%	OR	DR	TR	AST	PF-D	STL	BS	PTS	PPG
1994	3	112	19	38	.500	9	11	.818	10	13	23	8	9-0	7	1	51	17.0
1995	4	139	20	37	.541	5	5	1.000	2	14	16	11	18-1	3	2	53	13.3
1996	3	105	11	33	.333	1	1	1.000	5	11	16	5	10-0	2	2	23	7.7
3 Years	10	356	50	108	.463	15	17	.882	17	38	55	24	37-1	12	5	127	12.7

Three-Point Field Goals: 1994, 4-5 (.800); 1995, 8-14 (.571); 1996, 0-5 (.000); Total 12-24 (.500).

HAROLD MINER

Height: 6'5"

Weight: 214

Born: May 5, 1971

(USC '93)

Acquired on June 15, 1995 from the Miami Heat along with Miami's second round draft choice in 1995, in exchange for Cleveland's second round draft choice in 1995 and future considerations.

YEAR	GP	MIN	FGM	FGA	FG%	FTM	FTA	FT%	OR	DR	TR	AST	PF-D	STL	BS	PTS	PPG
1995-96	19	136	23	52	.442	13	13	1.000	4	8	12	8	23-1	0	0	61	3.2

Three-Point Field Goals: 2-10 (.200).

DIRK MINNIEFIELD

Height: 6'3"

Weight: 180

Born: January 17, 1961

(Kentucky '83)

Signed as a free agent, September 11, 1985.

YEAR	GP	MIN	FGM	FGA	FG%	FTM	FTA	FT%	OR	DR	TR	AST	PF-D	STL	BS	PTS	PPG
1985-86	76	1131	167	347	.481	73	93	.785	43	88	131	269	165-1	65	1	417	5.5
1986-87	11	122	13	42	.310	1	4	.250	1	9	10	13	8-0	6	1	27	2.5
2 Years	87	1253	180	389	.463	74	97	.763	44	97	141	282	173-1	71	2	444	5.1

Three-Point Field Goals: 1985-86, 10-37 (.270); 1986-87, 0-5 (.000); Total 10-42 (.238).

MIKE MITCHELL

Height: 6'7"

Weight: 215

Born: January 1, 1956

(Auburn '78)

Drafted by Cleveland in first round, 1978 (15th pick).

YEAR	GP	MINS	FGM	FGA	FG%	FTM	FTA	FT%	OR	DR	TR	AST	PF-D	STL	BS	PTS	PPG
1978-79	80	1576	362	706	.513	131	178	.736	127	202	329	60	215-6	51	29	855	10.7
1979-80	82	2802	775	1482	.523	270	343	.787	206	385	591	93	259-4	70	77	1820	22.2
1980-81	82	3194	853	1791	.476	302	385	.784	215	287	502	139	199-0	63	52	2012	24.5
1981-82	27	973	229	504	.454	72	100	.720	71	70	141	39	77-0	27	15	530	19.6
4 Years	271	8545	2219	4483	.495	775	1006	.770	619	944	1563	331	750-10	211	173	5217	19.3

Three-Point Field Goals: 1979-80, 0-6 (.000); 1980-81, 4-9 (.444); Total 4-15 (.267).

ALL-STAR GAME

YEAR	GP	MINS	FGM	FGA	FG%	FTM	FTA	FT%	OR	DR	TR	AST	PF-D	STL	BS	PTS	PPG
1981	1	15	6	12	.500	2	2	1.000	4	0	4	2	2-0	1	0	14	14.0

JEROME MOISO

Height: 6'10"

Weight: 260

Born: June 15, 1978

(UCLA '00)

Signed to consecutive 10-day contracts on Feb. 1, 2005 and Feb. 11, 2005.

YEAR	GP	MINS	FGM	FGA	FG%	FTM	FTA	FT%	OR	DR	TR	AST	PF-D	STL	BS	PTS	PPG
2004-05	4	27	3	5	.600	0	0	-	1	6	7	1	4-0	1	2	6	1.5

Three-Point Field Goals: 0-0 (.000)

PAUL MOKESKI

Height: 7'0"

Weight: 270

Born: January 3, 1957

(Kansas '79)

Traded by Detroit with Phil Hubbard and two 1982 draft choices for Kenny Carr and Bill Laimbeer, February 16, 1982. Signed as a free agent, September 26, 1989.

YEAR	GP	MINS	FGM	FGA	FG%	FTM	FTA	FT%	OR	DR	TR	AST	PF-D	STL	BS	PTS	PPG
1981-82	28	345	35	82	.427	23	30	.767	24	62	86	11	141-0	20	17	93	3.3
1982-83	23	539	55	121	.455	16	26	.615	47	91	138	26	85-6	12	23	126	5.5
1989-90	38	449	63	150	.420	25	36	.694	27	72	99	17	76-0	8	10	151	4.0
3 Years	89	1333	153	353	.433	64	92	.696	98	225	323	54	302-6	40	50	370	4.2

Three-Point Field Goals: 1981-82, 0-2 (.000); 1989-90, 0-1 (.000); Total 0-3 (.000).

PLAYOFFS

YEAR	GP	MINS	FGM	FGA	FG%	FTM	FTA	FT%	OR	DR	TR	AST	PF-D	STL	BS	PTS	PPG
1990	3	10	1	2	.500	2	2	1.000	0	2	2	0	2-0	1	1	4	1.3

JAMARIO MOON

Height: 6'8"

Weight: 205

Born: June 13, 1980

(Meridian Comm. College '01)

Signed as a free agent on July 24, 2009.

YEAR	GP	MINS	FGM	FGA	FG%	FTM	FTA	FT%	OR	DR	TR	AST	PF-D	STL	BS	PTS	PPG
2009-10	61	1052	114	247	.462	36	45	.800	26	165	191	49	69-0	34	30	296	4.9
2010-11	40	764	76	189	.402	10	11	.909	14	104	118	45	39-0	25	27	189	4.7
2 Years	101	1816	190	436	.436	46	56	.821	40	269	309	94	109-0	59	57	485	4.8

Three-Point Field Goals: 2009-10, 32-100 (.320); 2010-11, 27-95 (.284); Total 59-195 (.303)

PLAYOFFS

YEAR	GP	MINS	FGM	FGA	FG%	FTM	FTA	FT%	OR	DR	TR	AST	PF-D	STL	BS	PTS	PPG
2010	11	113	14	24	.583	2	3	.667	2	14	16	5	9-0	4	5	38	3.5

Three-Point Field Goals: 2010, 8-16 (.500).

MATT MOONEY

Height: 6-3"

Weight: 200

Born: February 7, 1997

(Texas Tech '19)

Signed to a Two-Way contract by Cleveland on January 15, 2020.

YEAR	GP	MIN	FGM	FGA	FG%	FTM	FTA	FT%	OR	DR	TR	AST	PF-D	STL	BLK	PTS	PPG
2019-20	4	19	1	4	.250	0	0	-	0	3	3	1	1-0	2	1	2	0.5

Three-point field goals: 0-2 (.000)

LOWES MOORE

Height: 6'1"

Weight: 170

Born: May 5, 1957

(West Virginia '80)

Signed as a free agent, April 10, 1982.

YEAR	GP	MINS	FGM	FGA	FG%	FTM	FTA	FT%	OR	DR	TR	AST	PF-D	STL	BS	PTS	PPG
1981-82	4	70	19	38	.500	6	8	.750	1	3	4	15	15-1	6	1	45	11.3

JOHN MORTON

Height: 6'3"

Weight: 180

Born: May 18, 1967

(Seton Hall '89)

Drafted by Cleveland in first round, 1989 (25th pick).

YEAR	GP	MINS	FGM	FGA	FG%	FTM	FTA	FT%	OR	DR	TR	AST	PF-D	STL	BS	PTS	PPG
1989-90	37	402	48	161	.298	43	62	.694	7	25	32	67	30-0	18	4	146	3.9
1990-91	66	1207	120	274	.438	113	139	.813	41	62	103	243	112-1	61	18	357	5.4
1991-92	4	54	3	12	.250	8	9	.889	3	4	7	5	3-0	1	0	14	3.5
3 Years	107	1663	171	447	.383	164	210	.781	51	91	142	315	145-1	80	22	517	4.8

Three-Point Field Goals: 1989-90, 7-30 (.233); 1990-91, 4-12 (.333); 1991-92, 0-1 (.000); Total 11-43 (.256).

PLAYOFFS

YEAR	GP	MINS	FGM	FGA	FG%	FTM	FTA	FT%	OR	DR	TR	AST	PF-D	STL	BS	PTS	PPG
1989	2	9	2	5	.400	2	2	1.000	0	0	0	0	1-0	0	0	6	3.0

TIMOFEY MOZGOV

Height: 7'1"

Weight: 275

Born: July 16, 1986

(Khimki Moscow '08)

Acquired along with a 2015 second round pick from the Denver Nuggets in exchange for two protected 2015 first round picks (via Oklahoma City and Memphis) on Jan. 7, 2015.

YEAR	GP	MINS	FGM	FGA	FG%	FTM	FTA	FT%	OR	DR	TR	AST	PF-D	STL	BS	PTS	PPG
2014-15	46	1149	197	334	.590	92	130	.708	111	208	319	39	113-0	18	56	486	10.6
2015-16	76	1326	203	359	.565	68	95	.716	110	227	337	33	159-1	22	57	475	6.3
2 Years	122	2475	400	693	.577	160	225	.711	221	435	656	72	272-1	40	113	961	7.9

Three-Point Field Goals: 2014-15, 0-0 (---); 2015-16, 1-7 (.143)

PLAYOFFS

YEAR	GP	MINS	FGM	FGA	FG%	FTM	FTA	FT%	OR	DR	TR	AST	PF-D	STL	BS	PTS	PPG
2014-15	20	529	74	148	.500	64	81	.790	57	89	146	13	57-1	8	36	212	10.6
2015-16	13	76	6	15	.400	3	4	.750	5	16	21	2	16-0	3	3	15	1.2
2 Years	33	605	80	163	.491	67	85	.788	62	105	167	15	73-1	11	39	227	6.9

Three-Point Field Goals: 2014-15, 0-0 (---); 2015-16, 0-0 (---)

RONALD "FLIP" MURRAY

Height: 6'3"

Weight: 197

Born: July 29, 1979

(Shaw University '02)

Acquired from Seattle in exchange for Mike Wilks and cash considerations on Feb. 23, 2006.

YEAR	GP	MINS	FGM	FGA	FG%	FTM	FTA	FT%	OR	DR	TR	AST	PF-D	STL	BS	PTS	PPG
2005-06	28	1027	142	317	.448	73	104	.702	15	52	67	77	64-0	38	7	377	13.5

Three-Point Field Goals: 20-65 (.308).

PLAYOFFS

YEAR	GP	MINS	FGM	FGA	FG%	FTM	FTA	FT%	OR	DR	TR	AST	PF-D	STL	BS	PTS	PPG
2006	13	399	37	112	.330	26	32	.813	11	31	42	21	27-0	9	2	105	8.1

Three-Point Field Goals: 5-24 (.208).

LAMOND MURRAY

Height: 6'7"

Weight: 236

Born: April 20, 1973

(California '95)

Traded by Los Angeles Clippers for Derek Anderson and Johnny Newman, August 4, 1999.

YEAR	GP	MINS	FGM	FGA	FG%	FTM	FTA	FT%	OR	DR	TR	AST	PF-D	STL	BS	PTS	PPG
1999-2000	74	2365	460	1019	.451	204	268	.761	127	296	423	132	208-2	105	36	1175	15.9
2000-01	78	2225	391	925	.423	155	211	.735	104	236	340	124	173-0	83	27	998	12.8
2001-02	71	2312	430	986	.436	215	263	.817	81	291	372	157	148-1	70	43	1176	16.6
3 Years	223	6902	1281	2930	.437	574	742	.774	312	823	1135	413	529-3	258	106	3349	15.0

Three-Point Field Goals: 1999-2000, 51-139 (.367); 2000-01, 61-165 (.370); 2001-02, 101-238 (.424); Total 213-542 (.393).

LEE NAILON

Height: 6'8"

Weight: 241

Born: February 22, 1975

(Texas Christian '99)

Signed to a 10-day contract on March 3, 2004 and to a second 10-day contract on March 13, 2004. Signed for the remainder of the season on March, 23, 2004.

YEAR	GP	MINS	FGM	FGA	FG%	FTM	FTA	FT%	OR	DR	TR	AST	PF-D	STL	BS	PTS	PPG
2003-04	22	397	73	162	.451	24	30	.800	30	36	66	17	36-0	4	1	170	7.7

Three-Point Field Goals: 2003-04, 0-3 (.000).

LARRY NANCE

Height: 6'10"

Weight: 235

Born: February 12, 1959

(Clemson '81)

Traded by Phoenix with Mike Sanders and Detroit's first round draft choice in 1988 in exchange for Mark West, Kevin Johnson, Tyrone Corbin, the Cavs first round draft choice in 1988 and two second round picks, February 25, 1988.

YEAR	GP	MIN	FGM	FGA	FG%	FTM	FTA	FT%	OR	DR	TR	AST	PF-D	STL	BS	PTS	PPG
1987-88	27	906	160	304	.526	117	141	.830	74	139	213	84	90-3	18	63	437	16.2
1988-89	73	2526	496	920	.539	267	334	.799	156	425	581	159	186-0	57	206	1259	17.2
1989-90	62	2065	412	807	.511	186	239	.778	162	354	516	161	185-3	54	122	1011	16.3
1990-91	80	2927	635	1211	.524	265	330	.803	201	485	686	237	219-3	66	200	1537	19.2
1991-92	81	2880	556	1032	.539	263	320	.822	213	457	670	232	200-2	80	243	1375	17.0
1992-93	77	2753	533	971	.549	202	247	.818	184	484	668	223	223-3	54	198	1268	16.5
1993-94	33	909	153	314	.487	64	85	.753	77	150	227	49	96-1	27	55	370	11.2
7 Years	433	14966	2945	5559	.530	1364	1696	.804	1067	2494	3561	1145	1199-15	356	1087	7257	16.8
Three-Point Field Goals: 1987-88, 0-1 (.000); 1988-89, 0-4 (.000); 1989-90, 1-1 (1.000); 1990-91, 2-8 (.250); 1991-92, 0-6 (.000); 1992-93, 0-4 (.000); Total 3-24 (.125).																	

PLAYOFFS

YEAR	GP	MIN	FGM	FGA	FG%	FTM	FTA	FT%	OR	DR	TR	AST	PF-D	STL	BS	PTS	PPG
1988	5	200	34	64	.531	16	18	.889	10	26	36	18	13-0	2	11	84	16.8
1989	5	195	38	69	.551	21	32	.656	16	23	39	16	12-0	3	12	97	19.4
1990	5	159	26	45	.578	9	12	.750	4	20	24	12	20-0	3	10	61	12.2
1992	17	681	124	251	.494	58	70	.829	45	112	157	43	56-1	14	46	306	18.0
1993	9	329	61	108	.565	23	30	.767	35	39	74	21	33-1	8	14	145	16.1
5 Years	41	1564	283	537	.527	127	162	.784	110	220	330	110	134-2	30	93	693	16.9
Three-Point Field Goals: 1992, 0-1 (.000).																	

ALL-STAR GAME

YEAR	GP	MIN	FGM	FGA	FG%	FTM	FTA	FT%	OR	DR	TR	AST	PF-D	STL	BS	PTS	PPG
1989	1	17	5	9	.556	0	0	—	3	3	6	1	1-0	1	1	10	10.0
1993	1	12	3	4	.750	1	2	.500	1	2	3	1	3-0	1	1	7	7.0
2 Years	2	29	8	13	.615	1	2	.500	4	5	9	2	4-0	2	2	17	8.5

IRA NEWBLE

Height: 6'7"

Weight: 220

Born: January 20, 1975

(Miami '97)

Signed as a free agent on July 22, 2003.

YEAR	GP	MIN	FGM	FGA	FG%	FTM	FTA	FT%	OR	DR	TR	AST	PF-D	STL	BS	PTS	PPG
2003-04	64	1245	108	276	.391	36	46	.783	65	90	155	72	109-1	25	19	254	4.0
2004-05	74	1832	182	424	.429	55	69	.797	78	142	220	91	144-1	50	18	438	5.9
2005-06	36	353	17	57	.298	11	16	.688	21	35	56	9	47-0	5	10	48	1.3
2006-07	15	129	16	37	.432	6	10	.600	13	17	30	2	17-0	6	0	46	3.1
2007-08	41	650	71	158	.449	20	26	.769	41	73	114	14	64-0	27	7	177	4.3
5 Years	230	4209	394	952	.414	128	167	.766	218	357	575	188	381-2	113	54	963	4.2
Three Point Field Goals: 2003-04, 2-19 (.105); 2004-05, 19-53 (.358); 2005-06, 3-13 (.231); 2006-07, 8-15 (.533); 2007-08, 15-45 (.333).																	

PLAYOFFS

YEAR	GP	MIN	FGM	FGA	FG%	FTM	FTA	FT%	OR	DR	TR	AST	PF-D	STL	BS	PTS	PPG
2006	5	11	3	3	1.000	0	0	.000	1	1	2	0	1-0	1	0	7	1.4
2007	6	10	0	2	.000	0	0	.000	0	1	1	1	3-0	0	0	0	0.0
2 Years	11	21	3	5	.600	0	0	.000	1	2	3	1	4-0	1	0	7	0.6
Three Point Field Goals: 2006, 1-1 (1.000); 2007, 0-2 (.000).																	

JOHNNY NEWMAN

Height: 6'7"

Weight: 210

Born: November 28, 1963

(Richmond '86)

Drafted by Cleveland in second round, 1986 (29th pick). Signed as a free agent, January 24, 1999.

YEAR	GP	MIN	FGM	FGA	FG%	FTM	FTA	FT%	OR	DR	TR	AST	PF-D	STL	BS	PTS	PPG
1986-87	59	630	113	275	.411	66	76	.868	36	34	70	27	67-0	20	7	293	5.0
1998-99	50	949	106	251	.422	68	84	.810	15	60	75	41	126-2	28	12	303	6.1
2 Years	109	1579	219	526	.416	134	160	.838	51	94	145	68	193-2	48	19	596	5.5
Three-Point Field Goals: 1986-87, 1-22 (.045); 1998-99, 23-61 (.377); Total 24-83 (.289).																	

MALIK NEWMAN

Height: 6-3"

Weight: 190

Born: February 21, 1997

(Kansas '18)

Signed to a 10-day contract on February 9, 2020.

YEAR	GP	MIN	FGM	FGA	FG%	FTM	FTA	FT%	OR	DR	TR	AST	PF-D	STL	BLK	PTS	PPG
2019-20	1	4	0	2	.000	2	2	1.000	0	0	0	0	0-0	0	0	2	2.0
Three-point field goals: 0-1 (.000)																	

DEMETRIS NICHOLS

Height: 6'8"

Weight: 216

Born: September 4, 1984

(Syracuse '07)

Signed as a free agent on October 29, 2007.

YEAR	GP	MINS	FGM	FGA	FG%	FTM	FTA	FT%	OR	DR	TR	AST	PF-D	STL	BS	PTS	PPG
2007-08	3	14	1	8	.125	0	0	---	0	1	1	0	0-0	0	0	2	0.7

Three Point Field Goals: 2007-08, 0-3 (.000).

CARL NICKS

Height: 6'3"

Weight: 185

Born: October 6, 1958

(Indiana State '80)

Signed as a free agent, March 30, 1983.

YEAR	GP	MINS	FGM	FGA	FG%	FTM	FTA	FT%	OR	DR	TR	AST	PF-D	STL	BS	PTS	PPG
1982-83	9	148	26	59	.441	11	17	.647	8	18	26	11	17-0	6	0	63	7.0

Three-Point Field Goals: 0-1 (.000).

DAVID NWABA

Height: 6'4"

Weight: 219"

Born: January 14, 1993

(Cal Poly '16)

Signed as a free agent on September 8, 2018.

YEAR	GP	MIN	FGM	FGA	FG%	FTM	FTA	FT%	OR	DR	TR	AST	PF-D	STL	BLK	PTS	PPG
2018-19	51	984	126	262	.481	58	85	.682	41	122	164	54	106-1	36	17	334	6.5

Three-point field goals: 24-75 (.320)

JIMMY OLIVER

Height: 6'6"

Weight: 208

Born: July 12, 1969

(Purdue '91)

Drafted by Cleveland in second round, 1991 (39th pick).

YEAR	GP	MINS	FGM	FGA	FG%	FTM	FTA	FT%	OR	DR	TR	AST	PF-D	STL	BS	PTS	PPG
1991-92	27	252	39	98	.398	17	22	.773	9	18	27	20	22-0	9	2	96	3.6

Three-Point Field Goals: 1-9 (.111).

KEVIN OLLIE

Height: 6'2"

Weight: 195

Born: December 27, 1972

(Connecticut '95)

Signed as a free agent, July 17, 2003.

YEAR	GP	MINS	FGM	FGA	FG%	FTM	FTA	FT%	OR	DR	TR	AST	PF-D	STL	BS	PTS	PPG
2003-04	82	1401	95	257	.370	147	176	.835	23	147	170	234	119-0	51	8	341	4.2

Three-Point Field Goals: 2003-04, 4-9 (.444).

SHAQUILLE O'NEAL

Height: 7'1"

Weight: 325

Born: March 6, 1972

(LSU '92)

Acquired in a trade from the Phoenix Suns on June 25, 2009. In exchange, the Cavaliers sent Ben Wallace, Sasha Pavlovic, the team's second round pick in the 2010 NBA Draft and cash considerations to the Suns.

YEAR	GP	MINS	FGM	FGA	FG%	FTM	FTA	FT%	OR	DR	TR	AST	PF-D	STL	BS	PTS	PPG
2009-10	53	1240	262	463	.566	112	226	.496	93	262	355	80	169-0	15	62	636	12.0

Three-Point Field Goals: 2009-10 0-1 (.000).

PLAYOFFS

YEAR	GP	MINS	FGM	FGA	FG%	FTM	FTA	FT%	OR	DR	TR	AST	PF-D	STL	BS	PTS	PPG
2010	11	244	48	93	.516	31	47	.660	21	40	61	15	41-0	2	13	127	11.5

ARINZE ONUAKU

Height: 6'9"

Weight: 275

Born: July 13, 1987

(Syracuse '10)

Signed to a 10-day contract on February 22, 2014. Signed to a second 10-day contract on March 4, 2014.

YEAR	GP	MINS	FGM	FGA	FG%	FTM	FTA	FT%	OR	DR	TR	AST	PF-D	STL	BS	PTS	PPG
2013-14	2	5	0	1	.000	0	0	.000	0	1	1	0	0-0	0	0	0	0.0

GERALD PADDIO

Height: 6'7"

Weight: 205

Born: April 21, 1965

(UNLV '88)

Signed as a free agent, October 4, 1990.

YEAR	GP	MINS	FGM	FGA	FG%	FTM	FTA	FT%	OR	DR	TR	AST	PF-D	STL	BS	PTS	PPG
1990-91	70	1181	212	506	.419	74	93	.796	38	80	118	90	71-0	20	6	504	7.2

Three-Point Field Goals: 6-24 (.250).

MILT PALACIO

Height: 6'3"

Weight: 195

Born: February 7, 1978

(Colorado State '99)

Acquired from the Phoenix Suns on September 17, 2002, in exchange for a future second-round pick.

YEAR	GP	MINS	FGM	FGA	FG%	FTM	FTA	FT%	OR	DR	TR	AST	PF-D	STL	BS	PTS	PPG
2002-03	80	1976	162	388	.418	65	87	.747	48	187	235	259	168-2	68	16	397	5.0

Three-Point Field Goals: 8-37 (.216).

JEREMY PARGO

Height: 6'2"

Weight: 219

Born: March 17, 1986

(Gonzaga '09)

Acquired from Memphis Grizzlies on July 25, 2012 in exchange for guard/forward D.J. Kennedy, a 2014 second round pick and cash considerations.

YEAR	GP	MIN	FGM	FGA	FG%	FTM	FTA	FT%	OR	DR	TR	AST	PF-D	STL	BS	PTS	PPG
2012-13	25	450	75	187	.401	28	41	.683.000	7	25	32	64	32-0	12	2	196	7.8
Three-Point Field Goals: 2012-13, 18-57 (.316); Total 18-57 (.316).																	

Three-Point Field Goals: 2012-13, 18-57 (.316); Total 18-57 (.316).

ANTHONY PARKER

Height: 6'6"

Weight: 210

Born: June 19, 1975

(Bradley '97)

Signed as a free agent on July 13, 2009.

YEAR	GP	MIN	FGM	FGA	FG%	FTM	FTA	FT%	OR	DR	TR	AST	PF-D	STL	BS	PTS	PPG
2009-2010	81	2285	206	475	.434	75	95	.789	30	201	231	157	151-0	63	18	595	7.3
2010-2011	72	2090	220	552	.399	74	95	.779	33	185	218	218	109-0	67	10	600	8.3
2011-2012	51	1277	141	326	.433	35	56	.625	10	128	138	120	65-0	38	7	367	7.2
3 Years	204	5652	567	1353	.419	184	246	.748	73	514	587	495	325-0	168	35	1562	7.7

Three-Point Field Goals: 2009-10, 108-261 (.414); 2010-11, 86-227 (.379); 2011-12, 50-138 (.362); Total 244-626 (.390).

PLAYOFFS

YEAR	GP	MIN	FGM	FGA	FG%	FTM	FTA	FT%	OR	DR	TR	AST	PF-D	STL	BS	PTS	PPG
2010	11	331	30	64	.469	11	15	.733	1	25	26	14	16-0	9	3	91	8.3

Three-Point Field Goals: 2010, 10-44 (.455).

SMUSH PARKER

Height: 6'4"

Weight: 180

Born: June 1, 1981

(Fordham '04)

Signed as a free agent by Cleveland on September 25, 2002.

YEAR	GP	MIN	FGM	FGA	FG%	FTM	FTA	FT%	OR	DR	TR	AST	PF-D	STL	BS	PTS	PPG
2002-03	66	1103	136	338	.402	98	118	.831	29	90	119	162	106-1	48	12	408	6.2

Three-Point Field Goals: 38-118 (.322).

STEVE PATTERSON

Height: 6'9"

Weight: 225

Born: June 24, 1948

(UCLA '71)

Drafted by Cleveland in second round, 1971 (18th pick).

YEAR	GP	MIN	FGM	FGA	FG%	FTM	FTA	FT%	OR	DR	TR	AST	PF-D	STL	BS	PTS	PPG
1971-72	65	775	94	263	.357	23	46	.500	—	—	228	54	80-0	—	—	211	3.2
1972-73	62	710	71	198	.359	34	65	.523	—	—	228	51	79-1	—	—	176	2.8
1973-74	76	1910	262	599	.437	69	112	.616	223	396	619	165	193-3	48	58	593	7.8
1974-75	81	1269	161	387	.416	48	73	.658	112	217	329	93	128-1	21	20	370	4.6
1975-76	14	136	15	38	.395	8	10	.800	7	21	28	9	11-0	3	5	38	2.7
5 Years	298	4800	603	1485	.406	182	306	.595	342	634	1432	372	491-5	72	83	1388	4.7

SASHA PAVLOVIC

Height: 6'7"

Weight: 235

Born: November 15, 1983

(Serbia '03)

Acquired on June 23, 2004 from the Charlotte Bobcats in exchange for the future first-round draft pick.

YEAR	GP	MIN	FGM	FGA	FG%	FTM	FTA	FT%	OR	DR	TR	AST	PF-D	STL	BS	PTS	PPG
2004-05	65	862	120	276	.435	44	64	.688	15	56	71	49	121-0	29	4	314	4.8
2005-06	53	813	87	212	.410	32	49	.653	16	64	80	25	103-0	19	6	241	4.5
2006-07	67	1533	222	490	.453	100	127	.787	23	135	158	105	145-2	55	17	604	9.0
2007-08	51	1190	146	403	.362	53	77	.688	35	93	128	82	117-2	29	6	379	7.4
2008-09	66	1050	116	275	.422	25	54	.463	31	96	127	72	122-4	22	16	305	4.6

5 Years 302 5448 691 1656 .417 254 371 .685 120 444 564 333 608-8 154 49 1843 6.1
 Three Point Field Goals: 2004-05, 30-78 (.385); 2005-06, 35-96 (.365); 2006-07, 60-148 (.405); 2007-08, 34-114 (.298); 2008-09, 48-117 (.410);
 Total 207-553 (.374).

PLAYOFFS

YEAR	GP	MIN	FGM	FGA	FG%	FTM	FTA	FT%	OR	DR	TR	AST	PF-D	STL	BS	PTS	PPG
2006	3	4	0	2	.000	0	0	.000	0	1	1	0	0-0	0	0	0	0.0
2007	20	618	72	189	.381	19	36	.528	13	38	51	32	64-0	19	5	183	9.2
2008	8	110	10	26	.385	4	6	.667	6	4	10	1	17-0	2	0	28	3.5
2009	11	91	10	20	.500	1	3	.333	1	14	15	4	9-0	4	0	23	2.1
4 Years	42	823	92	237	.388	24	45	.533	20	57	77	37	90-0	25	5	234	5.6

Three Point Field Goals: 2006, 0-1 (.000); 2007, 20-58 (.345); 2008, 4-9 (.444); 2009, 2-8 (.250); Total 26-76 (.342).

CAMERON PAYNE

Height: 6'3"

Weight: 190"

Born: August 8, 1994

(Murray State '15)

Signed to a 10-day contract on January 6, 2019.

YEAR	GP	MIN	FGM	FGA	FG%	FTM	FTA	FT%	OR	DR	TR	AST	PF-D	STL	BLK	PTS	PPG
2018-19	9	176	27	55	.491	11	16	.688	3	16	19	23	15-0	8	3	74	8.2

Three-point field goals: 9-25 (.360)

KENDRICK PERKINS

Height: 6'10"

Weight: 270

Born: November 10, 1984

(Clifton J. Ozen HS '03)

Signed as a free agent on Feb. 24, 2015; Signed as a free agent on April 11, 2018.

YEAR	GP	MINS	FGM	FGA	FG%	FTM	FTA	FT%	OR	DR	TR	AST	PF-D	STL	BS	PTS	PPG
2014-15	17	167	20	41	.488	4	8	.500	11	30	41	8	27-0	2	4	44	2.6
2017-18	1	15	1	2	.500	1	2	.500	0	1	1	2	1-0	1	0	3	3.0
2 Years	18	182	21	43	.488	5	10	.500	11	31	42	10	28-0	3	4	47	2.6

Three-Point Field Goals: 0-0 (---)

PLAYOFFS

YEAR	GP	MINS	FGM	FGA	FG%	FTM	FTA	FT%	OR	DR	TR	AST	PF-D	STL	BS	PTS	PPG
2014-15	8	33	2	8	.250	6	10	.600	2	7	9	0	6-0	0	3	10	1.3

Three-Point Field Goals: 0-0 (---)

LONDON PERRANTES

Height: 6'2"

Weight: 190

Born: October 3, 1994

(Virginia '17)

Signed a Two-Way Contract on October 18, 2017.

YEAR	GP	MINS	FGM	FGA	FG%	FTM	FTA	FT%	OR	DR	TR	AST	PF-D	STL	BS	PTS	PPG
2017-18	14	66	2	13	.154	3	5	.600	1	3	4	5	36678	2	1	7	0.5

Three-Point Field Goals: 0-3 (.000)

WESLEY PERSON

Height: 6'6"

Weight: 200

Born: March 28, 1971

(Auburn '94)

Acquired along with Tony Dumas from Phoenix in a three-way trade, which also involved Denver on October 1, 1997. In exchange, the Cavs traded a future first round draft pick, while the Nuggets received two first round draft choices and two second round picks from the Suns. Phoenix acquired Antonio McDyess from Denver to complete the transaction.

YEAR	GP	MINS	FGM	FGA	FG%	FTM	FTA	FT%	OR	DR	TR	AST	PF-D	STL	BS	PTS	PPG
1997-98	82	3198	440	957	.460	132	170	.776	65	298	363	188	108-0	129	49	1204	14.7
1998-99	45	1342	198	437	.453	32	53	.604	19	123	142	80	52-0	37	16	503	11.2
1999-2000	79	2056	280	654	.428	61	77	.792	44	223	267	146	119-1	40	19	727	9.2
2000-01	44	958	128	292	.438	24	30	.800	11	119	130	63	62-1	27	11	314	7.1
2001-02	78	2793	467	944	.495	99	124	.798	50	244	294	173	93-0	77	37	1176	15.1
5 Years	328	10347	1513	3284	.461	348	454	.767	189	1007	1196	650	434-2	310	132	3924	12.0

Three-Point Field Goals: 1997-98, 192-447 (.430); 1998-99, 75-200 (.375); 1999-2000, 106-250 (.424); 2000-01, 34-84 (.405); 2001-02, 143-322 (.444);

Total 550-1303 (.422).

PLAYOFFS

YEAR	GP	MINS	FGM	FGA	FG%	FTM	FTA	FT%	OR	DR	TR	AST	PF-D	STL	BS	PTS	PPG
1998	4	136	11	29	.379	3	4	.750	2	7	9	10	5-0	3	0	32	8.0

Three-Point Field Goals: 1998, 7-19 (.368).

ROGER PHEGLEY

Height: 6'6"

Weight: 205

Born: October 16, 1956

(Bradley '78)

Traded by New Jersey for Clarence Walker, September 24, 1980.

YEAR	GP	MINS	FGM	FGA	FG%	FTM	FTA	FT%	OR	DR	TR	AST	PF-D	STL	BS	PTS	PPG
1980-81	82	2269	474	965	.491	224	267	.839	90	156	246	184	262-7	65	15	1180	14.4
1981-82	27	566	104	214	.486	36	45	.800	28	43	71	53	61-0	16	2	248	9.2
2 Years	109	2835	578	1179	.490	260	312	.833	118	199	317	237	323-7	81	17	1428	13.1

Three-Point Field Goals: 1980-81, 8-28 (.286); 1981-82, 4-13 (.308); Total 12-41 (.293).

BOBBY PHILLS

Height: 6'5"

Weight: 220

Born: December 20, 1969

(Southern '91)

Signed as a free agent, March 19, 1992.

YEAR	GP	MINS	FGM	FGA	FG%	FTM	FTA	FT%	OR	DR	TR	AST	PF-D	STL	BS	PTS	PPG
1991-92	10	65	12	28	.429	7	11	.636	4	4	8	4	3-0	3	1	31	3.1
1992-93	31	139	38	82	.463	15	25	.600	6	11	17	10	19-0	10	2	93	3.0
1993-94	72	1531	242	514	.471	113	157	.720	71	141	212	133	135-1	67	12	598	8.3
1994-95	80	2500	338	816	.414	183	235	.779	90	175	265	180	206-0	115	25	878	11.0
1995-96	72	2530	386	826	.467	186	240	.775	62	199	261	271	192-3	102	27	1051	14.6
1996-97	69	2375	328	766	.428	125	174	.718	63	182	245	233	174-1	113	21	866	12.6

6 Years 334 9140 1344 3032 .443 629 842 .747 296 712 1008 831 729-5 410 88 3517 10.5
Three-Point Field Goals: 1991-92, 0-2 (.000); 1992-93, 2-5 (.400); 1993-94, 1-12 (.083); 1994-95, 19-55 (.345); 1995-96, 93-211 (.441); 1996-97, 85-216 (.394); Total 200-501 (.399).

PLAYOFFS

YEAR	GP	MINS	FGM	FGA	FG%	FTM	FTA	FT%	OR	DR	TR	AST	PF-D	STL	BS	PTS	PPG
1992	5	12	4	9	.444	3	4	.750	2	4	6	5	1-0	1	0	11	2.2
1993	2	9	1	3	.333	2	2	1.000	0	0	0	0	0-0	0	0	4	2.0
1994	3	68	9	24	.375	1	2	.500	5	9	14	7	11-0	2	0	20	6.7
1995	4	146	19	43	.442	15	20	.750	3	9	12	6	8-0	9	0	57	14.3
1996	3	96	13	35	.371	1	4	.250	5	9	14	6	4-0	2	1	29	9.7

5 Years 17 331 46 114 .404 22 32 .688 15 31 46 24 24-0 14 1 121 7.1
Three-Point Field Goals: 1992, 0-1 (.000); 1994, 1-1 (1.000); 1995, 4-7 (.571); 1996, 2-10 (.200); Total 7-19 (.368).

SCOT POLLARD

Height: 6'11"

Weight: 278

Born: February 12, 1975

(Kansas '97)

Signed as a free agent by the Cavaliers on August 18, 2006.

YEAR	GP	MINS	FGM	FGA	FG%	FTM	FTA	FT%	OR	DR	TR	AST	PF-D	STL	BS	PTS	PPG
2006-07	24	109	11	26	.423	2	4	.500	15	16	31	3	27-0	4	1	24	1.0

PLAYOFFS

YEAR	GP	MINS	FGM	FGA	FG%	FTM	FTA	FT%	OR	DR	TR	AST	PF-D	STL	BS	PTS	PPG
2007	3	3	0	0	—	0	0	—	0	0	0	0	1-0	0	0	0	0.0

BEN POQUETTE

Height: 6'9"

Weight: 235

Born: May 7, 1955

(Central Michigan '77)

Traded by Utah for cash, October 14, 1983.

YEAR	GP	MINS	FGM	FGA	FG%	FTM	FTA	FT%	OR	DR	TR	AST	PF-D	STL	BS	PTS	PPG
1983-84	51	858	75	171	.439	34	43	.791	57	125	182	49	114-0	20	33	185	3.6
1984-85	79	1656	210	457	.460	109	137	.796	148	325	473	79	220-3	47	58	532	6.7
1985-86	81	1496	166	348	.477	72	100	.720	121	252	373	78	187-2	33	32	406	5.0
1986-87	37	437	41	82	.500	31	39	.795	20	57	77	28	51-1	6	22	113	3.1
4 Years	248	4447	492	1058	.465	246	319	.771	346	759	1105	234	572-7	106	145	1236	5.0

Three-Point Field Goals: 1983-84, 1-5 (.200); 1984-85, 3-17 (.176); 1985-86, 2-10 (.200); 1986-87, 0-3 (.000); Total 6-35 (.171).

PLAYOFFS

YEAR	GP	MINS	FGM	FGA	FG%	FTM	FTA	FT%	OR	DR	TR	AST	PF-D	STL	BS	PTS	PPG
1985	4	91	13	21	.619	4	5	.800	4	10	14	1	16-2	2	6	30	7.5

VITALY POTAPENKO

Height: 6'10"

Weight: 285

Born: March 21, 1975

(Wright State '97)

Drafted by Cleveland in first round, 1996 (12th pick).

YEAR	GP	MINS	FGM	FGA	FG%	FTM	FTA	FT%	OR	DR	TR	AST	PF-D	STL	BS	PTS	PPG
1996-97	80	1238	186	423	.440	92	125	.736	105	112	217	40	216-3	17	34	465	5.8
1997-98	80	1412	234	488	.480	102	144	.708	110	203	313	57	198-2	27	28	570	7.1
1998-99	17	467	55	126	.437	33	49	.673	23	71	94	16	53-2	11	16	143	8.4
3 Years	177	3117	475	1037	.458	227	318	.714	238	386	624	113	467-7	55	78	1178	6.7

Three-Point Field Goals: 1996-97, 1-2 (.500); 1997-98, 0-1 (.000); 1998-99, 0-1 (.000); Total 1-4 (.250).

PLAYOFFS

YEAR	GP	MINS	FGM	FGA	FG%	FTM	FTA	FT%	OR	DR	TR	AST	PF-D	STL	BS	PTS	PPG
1998	4	70	6	15	.400	5	10	.500	3	8	11	3	8-0	2	0	17	4.3

LEON POWE**Height: 6'8"****Weight: 240****Born: January 22, 1984****(California '06)***Signed as a free agent on August 12, 2009.*

YEAR	GP	MIN	FGM	FGA	FG%	FTM	FTA	FT%	OR	DR	TR	AST	PF-D	STL	BS	PTS	PPG
2009-10	20	236	21	49	.429	37	63	.587	19	42	61	0	36-0	6	2	79	4.0
2010-11	14	187	29	59	.492	12	26	.462	16	22	38	2	20-0	7	3	70	5.0
2 Years	34	423	50	108	.463	49	89	.551	35	64	99	2	56-0	13	5	149	4.4

Three-Point Field Goals: 2009-10, 0-0; 2010-11, 0-0; Total 0-0.

PLAYOFFS

YEAR	GP	MIN	FGM	FGA	FG%	FTM	FTA	FT%	OR	DR	TR	AST	PF-D	STL	BS	PTS	PPG
2010	3	9	1	4	.250	3	4	.750	1	1	2	0	3-0	0	0	5	1.7

Three-Point Field Goals: 2010, 0-0.

A.J. PRICE**Height: 6'2"****Weight: 195****Born: October 7, 1986****(Connecticut '09)***Received by waiver claim (waived by Indiana) on Nov. 30, 2014.*

YEAR	GP	MIN	FGM	FGA	FG%	FTM	FTA	FT%	OR	DR	TR	AST	PF-D	STL	BS	PTS	PPG
2013-14	11	87	9	34	.265	4	6	.667	4	11	15	13	1-0	3	0	22	2.0

Three-Point Field Goals: 0-11 (.000)

MARK PRICE**Height: 6'0"****Weight: 180****Born: February 15, 1964****(Georgia Tech '86)***Acquired from Dallas on June 17, 1986 in exchange for the Cavs' second round choice in 1989 and other considerations.*

YEAR	GP	MIN	FGM	FGA	FG%	FTM	FTA	FT%	OR	DR	TR	AST	PF-D	STL	BS	PTS	PPG
1986-87	67	1217	173	424	.408	95	114	.833	33	84	117	202	75-1	43	4	464	6.9
1987-88	80	2626	493	974	.506	221	252	.877	54	126	180	480	119-1	99	12	1279	16.0
1988-89	75	2728	529	1006	.526	263	292	.901	48	178	226	631	98-0	115	7	1414	18.9
1989-90	73	2706	489	1066	.459	300	338	.888	66	185	251	666	89-0	114	5	1430	19.6
1990-91	16	571	97	195	.497	59	62	.952	8	37	45	166	23-0	42	2	271	16.9
1991-92	72	2138	438	897	.488	270	285	.947	38	135	173	535	113-0	94	12	1247	17.3
1992-93	75	2380	477	986	.484	289	305	.948	37	164	201	602	105-0	89	11	1365	18.2
1993-94	76	2386	480	1005	.478	238	268	.888	39	189	228	589	93-0	103	11	1316	17.3
1994-95	48	1375	253	612	.413	148	162	.914	25	87	112	335	50-0	35	4	757	15.8

9 Years 582 18127 3429 7165 .479 1883 2078 .906 348 1185 1533 4206 765-2 734 68 9543 16.4
 Three-Point Field Goals: 1986-87, 23-70 (.329); 1987-88, 72-148 (.486); 1988-89, 93-211 (.441); 1989-90, 152-374 (.406); 1990-91, 18-53 (.340); 1991-92, 101-261 (.387); 1992-93, 122-293 (.416); 1993-94, 118-297 (.397); 1994-95, 103-253 (.407); Total 802-1960 (.409).

PLAYOFFS

YEAR	GP	MIN	FGM	FGA	FG%	FTM	FTA	FT%	OR	DR	TR	AST	PF-D	STL	BS	PTS	PPG
1988	5	205	38	67	.567	24	25	.960	3	15	18	38	11-1	3	0	105	21.0
1989	4	158	22	57	.386	14	15	.933	4	9	13	22	3-0	3	0	64	16.0
1990	5	192	32	61	.525	30	30	1.000	0	14	14	44	9-0	9	1	100	20.0
1992	17	603	118	238	.496	66	73	.904	10	32	42	128	34-0	24	4	327	19.2
1993	9	288	43	97	.443	23	24	.958	1	18	19	55	13-0	15	0	117	13.0
1994	3	102	15	43	.349	13	14	.929	1	5	6	14	6-0	4	0	45	15.0
1995	4	143	12	40	.300	32	33	.970	2	10	12	26	5-0	6	0	60	15.0

7 Years 47 1691 280 603 .464 202 214 .944 21 103 124 327 81-1 64 5 818 17.4
 Three-Point Field Goals: 1988, 5-12 (.417); 1989, 6-16 (.375); 1990, 6-17 (.353); 1992, 25-69 (.362); 1993, 8-26 (.308); 1994, 2-9 (.222); 1995, 4-17 (.235); Total 56-166 (.337).

ALL-STAR GAME

YEAR	GP	MIN	FGM	FGA	FG%	FTM	FTA	FT%	OR	DR	TR	AST	PF-D	STL	BS	PTS	PPG
1989	1	20	3	9	.333	2	2	1.000	1	2	3	1	2-0	2	0	9	9.0
1992	1	15	1	5	.200	4	4	1.000	0	0	0	3	1-0	1	0	6	6.0
1993	1	23	6	11	.545	1	2	.500	0	1	1	4	5-0	1	0	19	19.0
1994	1	22	8	10	.800	2	2	1.000	0	2	2	5	1-0	1	1	20	20.0

4 Years 4 80 18 35 .514 9 10 .900 1 5 6 13 9-0 5 1 54 13.5
 Three-Point Field Goals: 1989, 1-4 (.250); 1992, 0-3 (.000); 1993, 6-9 (.667); 1994, 2-3 (.667); Total 9-19 (.474).

CHRIS QUINN**Height: 6'2"****Weight: 175****Born: September 27, 1983****(Notre Dame '06)***Signed from the Tulsa 66ers on March 20, 2013.*

YEAR	GP	MIN	FGM	FGA	FG%	FTM	FTA	FT%	OR	DR	TR	AST	PF-D	STL	BS	PTS	PPG
2012-13	7	79	4	16	.250	2	2	1.000	1	1	2	9	4-0	3	0	10	1.4

Three-Point Field Goals: 2012-13, 0-5 (.000); Total 0-5 (.000).

LUTHER RACKLEY**Height: 6'10"****Weight: 220****Born: June 11, 1946****(Xavier, OH '69)***Selected from Cincinnati in expansion draft, May 11, 1970.*

YEAR	GP	MINS	FGM	FGA	FG%	FTM	FTA	FT%	OR	DR	TR	AST	PF-D	STL	BS	PTS	PPG
1970-71	74	1434	219	470	.466	121	190	.637	—	—	394	66	186-3	—	—	559	7.6
1971-72	9	65	11	25	.440	1	4	.250	—	—	21	3	3-0	—	—	23	2.6
2 Years	83	1499	230	495	.465	122	194	.629	—	—	415	69	189-3	—	—	582	7.0

J.R. REID**Height: 6'10"****Weight: 247****Born: March 31, 1968****(North Carolina '90)***Acquired from the Milwaukee Bucks in a three-way trade on June 27, 2000. The Cavs also acquired Robert Traylor from Milwaukee, while the Golden State Warriors received Bob Sura from Cleveland and Vinny Del Negro from the Bucks. Milwaukee received Jason Caffey and Billy Owens to complete the transaction.*

YEAR	GP	MINS	FGM	FGA	FG%	FTM	FTA	FT%	OR	DR	TR	AST	PF-D	STL	BS	PTS	PPG
2000-01	6	39	2	5	.400	6	8	.750	5	3	8	1	4-0	2	1	10	1.7

KEVIN RESTANI**Height: 6'9"****Weight: 225****Born: December 23, 1951****(San Francisco '74)***Drafted by Cleveland in third round, 1974 (39th pick). Obtained from San Antonio on waivers, December 23, 1981.*

YEAR	GP	MINS	FGM	FGA	FG%	FTM	FTA	FT%	OR	DR	TR	AST	PF-D	STL	BS	PTS	PPG
1981-82	34	338	23	60	.383	7	12	.583	31	46	77	15	40-0	10	7	53	1.6

JACKIE RIDGLE**Height: 6'4"****Weight: 195****Born: February 13, 1948****(California '71)***Drafted by Cleveland in third round, 1971 (41st pick).*

YEAR	GP	MINS	FGM	FGA	FG%	FTM	FTA	FT%	OR	DR	TR	AST	PF-D	STL	BS	PTS	PPG
1971-72	32	107	19	44	.432	19	26	.731	—	—	15	7	15-0	—	—	57	1.8

RICK ROBERSON**Height: 6'9"****Weight: 235****Born: July 7, 1947****(Cincinnati '69)***Traded by Los Angeles for future draft choices, October 13, 1971.*

YEAR	GP	MINS	FGM	FGA	FG%	FTM	FTA	FT%	OR	DR	TR	AST	PF-D	STL	BS	PTS	PPG
1971-72	63	2207	304	688	.442	215	366	.587	—	—	801	109	251-7	—	—	823	13.1
1972-73	62	2127	307	709	.433	167	290	.576	—	—	693	134	249-5	—	—	781	12.6
2 Years	125	4334	611	1397	.437	382	656	.582	—	—	1494	243	500-12	—	—	1604	12.8

FRED ROBERTS**Height: 6'10"****Weight: 218****Born: August 14, 1960****(BYU '82)***Signed as a free agent, February 23, 1995.*

YEAR	GP	MINS	FGM	FGA	FG%	FTM	FTA	FT%	OR	DR	TR	AST	PF-D	STL	BS	PTS	PPG
1994-95	21	223	28	72	.389	20	26	.769	13	21	34	8	26-1	6	3	80	3.8
Three-Point Field Goals: 4-11 (.364).																	

PLAYOFFS

YEAR	GP	MINS	FGM	FGA	FG%	FTM	FTA	FT%	OR	DR	TR	AST	PF-D	STL	BS	PTS	PPG
1995	1	7	3	4	.750	0	2	.000	1	1	2	0	0-0	0	0	6	6.0

CLIFF ROBINSON**Height: 6'9"****Weight: 229****Born: March 13, 1960****(USC '79)***Traded by Kansas City for Reggie Johnson, February 16, 1982.*

YEAR	GP	MINS	FGM	FGA	FG%	FTM	FTA	FT%	OR	DR	TR	AST	PF-D	STL	BS	PTS	PPG
1981-82	30	946	196	435	.451	97	133	.729	91	196	287	49	102-3	42	43	489	16.3
1982-83	77	2601	587	1230	.477	213	301	.708	190	666	856	145	272-7	61	58	1387	18.0
1983-84	73	2402	533	1185	.450	234	334	.701	156	597	753	185	195-2	51	32	1301	17.8
3 Years	180	5949	1316	2850	.462	544	768	.708	437	1459	1896	379	569-12	154	133	3177	17.7
Three-Point Field Goals: 1981-82, 0-1 (.000); 1982-83, 0-5 (.000); 1983-84, 1-2 (.500); Total 1-8 (.125).																	

LARRY ROBINSON**Height: 6'3"****Weight: 180****Born: January 11, 1968****(Centenary '90)***Acquired along with Jim Jackson and Anthony Johnson from the Atlanta Hawks on January 2, 2001 in exchange for Brevin Knight.*

YEAR	GP	MINS	FGM	FGA	FG%	FTM	FTA	FT%	OR	DR	TR	AST	PF-D	STL	BS	PTS	PPG
2000-01	1	1	0	0	—	0	0	—	0	0	0	0	0-0	0	0	0	0.0

BILL ROBINZINE

Height: 6'7"

Weight: 225

Born: January 20, 1953

(DePaul '75)

Traded by Kansas City in three-way trade with New York, September 25, 1980 (Joe C. Meriweather and a 1981 draft choice went from New York to Kansas City and Campy Russell went from Cleveland to New York).

YEAR	GP	MINS	FGM	FGA	FG%	FTM	FTA	FT%	OR	DR	TR	AST	PF-D	STL	BS	PTS	PPG
1980-81	8	84	14	32	.438	5	8	.625	4	9	13	5	19-1	4	0	33	4.1

DAVE ROBISCH

Height: 6'10"

Weight: 240

Born: December 22, 1949

(Kansas '71)

Traded by Los Angeles with a 1980 third round draft choice for Jim Chones, October 5, 1979.

YEAR	GP	MINS	FGM	FGA	FG%	FTM	FTA	FT%	OR	DR	TR	AST	PF-D	STL	BS	PTS	PPG
1979-80	82	2670	489	940	.520	277	329	.842	225	433	658	192	211-2	53	53	1255	15.3
1980-81	11	372	37	98	.378	29	36	.806	27	58	85	44	21-0	7	6	103	9.4
2 Years	93	3042	526	1038	.507	306	365	.838	252	491	743	236	232-2	60	59	1358	14.6

JOHNNY ROGERS

Height: 6'11"

Weight: 232

Born: December 30, 1963

(UC-Irvine '86)

Signed as a free agent, November 10, 1987.

YEAR	GP	MINS	FGM	FGA	FG%	FTM	FTA	FT%	OR	DR	TR	AST	PF-D	STL	BS	PTS	PPG
1987-88	24	168	26	61	.426	10	13	.769	8	19	27	3	23-0	4	3	62	2.6
Three-Point Field Goals: 0-2 (.000).																	

TREE ROLLINS

Height: 7'1"

Weight: 240

Born: June 15, 1955

(Clemson '77)

Signed as a free agent, August 3, 1988.

YEAR	GP	MINS	FGM	FGA	FG%	FTM	FTA	FT%	OR	DR	TR	AST	PF-D	STL	BS	PTS	PPG
1988-89	60	583	62	138	.449	12	19	.632	38	101	139	19	89-0	11	38	136	2.3
1989-90	48	674	57	125	.456	11	16	.688	58	95	153	24	83-3	13	53	125	2.6
2 Years	108	1257	119	263	.452	23	35	.657	96	196	292	43	172-3	24	91	261	2.4
Three-Point Field Goals: 1988-89, 0-1 (.000); 1989-90, 0-1 (.000); Total 0-2 (.000).																	

PLAYOFFS

YEAR	GP	MINS	FGM	FGA	FG%	FTM	FTA	FT%	OR	DR	TR	AST	PF-D	STL	BS	PTS	PPG
1989	5	74	6	8	.750	3	5	.600	5	11	16	1	10-0	3	7	15	3.0
1990	3	38	1	3	.333	6	8	.750	0	8	8	1	7-0	2	1	8	2.7
2 Years	8	112	7	11	.636	9	13	.692	5	19	24	2	17-0	5	8	23	2.9

DERRICK ROSE

Height: 6'3"

Weight: 190

Born: October 4, 1988

(Memphis '08)

Signed as a free agent on July 25, 2017.

YEAR	GP	MINS	FGM	FGA	FG%	FTM	FTA	FT%	OR	DR	TR	AST	PF-D	STL	BS	PTS	PPG
2017-18	16	308	58	132	.439	35	41	.854	10	19	29	26	14-0	3	4	157	9.8
Three-Point Field Goals: 6-24 (.250)																	

BOB RULE

Height: 6'9"

Weight: 235

Born: June 29, 1944

(Colorado State '67)

Traded by Philadelphia for Dave Sorenson, November 10, 1972.

YEAR	GP	MINS	FGM	FGA	FG%	FTM	FTA	FT%	OR	DR	TR	AST	PF-D	STL	BS	PTS	PPG
1972-73	49	440	60	157	.382	20	31	.645	—	—	106	37	66-0	—	—	140	2.9
1973-74	26	540	76	192	.396	34	46	.739	43	60	103	47	71-0	12	10	186	7.2
2 Years	75	980	136	349	.390	54	77	.701	43	60	209	84	137-0	12	10	326	4.3

CAMPY RUSSELL

Height: 6'8"

Weight: 215

Born: January 12, 1952

(Michigan '75)

Drafted by Cleveland in first round, 1974 (8th pick). Re-acquired from New York in exchange for a conditional draft pick, September 29, 1984.

YEAR	GP	MINS	FGM	FGA	FG%	FTM	FTA	FT%	OR	DR	TR	AST	PF-D	STL	BS	PTS	PPG
1974-75	68	754	150	365	.411	124	165	.752	43	109	152	45	100-0	21	3	424	6.2
1975-76	82	1961	483	1003	.482	266	344	.773	134	211	345	107	231-5	69	10	1232	15.0
1976-77	70	2109	435	1003	.434	288	370	.778	144	275	419	189	196-3	70	24	1158	16.5
1977-78	72	2520	523	1168	.448	352	469	.751	154	304	458	278	193-3	88	12	1398	19.4
1978-79	74	2859	603	1268	.476	417	523	.797	147	356	503	348	222-2	98	25	1623	21.9
1979-80	41	1331	284	630	.451	178	239	.745	76	149	225	173	113-1	72	20	747	18.2
1984-85	3	24	2	7	.286	2	3	.667	0	5	5	3	3-0	0	0	6	2.0
7 Years	410	11558	2480	5444	.456	1627	2113	.770	698	1409	2107	1143	1058-14	418	94	6588	16.1

Three-Point Field Goals: 1979-80, 1-9 (.111); 1984-85, 0-1 (.000); Total 1-10 (.100).

PLAYOFFS

YEAR	GP	MINS	FGM	FGA	FG%	FTM	FTA	FT%	OR	DR	TR	AST	PF-D	STL	BS	PTS	PPG
1976	13	328	65	161	.404	47	55	.855	25	46	71	14	51-0	8	7	177	13.6
1977	3	100	21	54	.389	11	15	.733	10	16	26	10	10-0	3	1	53	17.7
1978	2	88	19	39	.487	17	21	.810	7	8	15	11	9-0	3	1	55	27.5
3 Years	18	516	105	254	.413	75	91	.824	42	70	112	35	70-0	14	9	285	15.8

ALL-STAR GAME

YEAR	GP	MINS	FGM	FGA	FG%	FTM	FTA	FT%	OR	DR	TR	AST	PF-D	STL	BS	PTS	PPG
1979	1	13	2	8	.250	0	0	—	1	0	1	0	0-0	0	0	4	4.0

SAMARDO SAMUELS

Height: 6'9"

Weight: 246

Born: January 9, 1989

(Louisville '10)

Signed as free agent on August 16, 2010.

YEAR	GP	MINS	FGM	FGA	FG%	FTM	FTA	FT%	OR	DR	TR	AST	PF-D	STL	BS	PTS	PPG
2010-11	37	703	110	241	.456	68	110	.618	75	83	158	17	88-1	15	18	288	7.8
2011-12	54	825	105	231	.455	82	117	.701	63	117	180	20	113-2	20	20	292	5.4
2012-13	18	196	22	60	.367	14	24	.583	10	18	28	8	30-0	3	3	58	3.2
3 Years	109	1724	237	532	.445	164	251	.653	148	218	366	45	231-3	38	41	638	5.9

Three-Point Field Goals: 2010-11, 0-3 (.000); 2011-12, 0-0 (.000); 2012-13, 0-1 (.000); Total 0-4 (.000).

LARRY SANDERS

Height: 6'11"

Weight: 230

Born: November 21, 1988

(Virginia Commonwealth '11)

Signed as a free agent on March 13, 2017

YEAR	GP	MINS	FGM	FGA	FG%	FTM	FTA	FT%	OR	DR	TR	AST	PF-D	STL	BS	PTS	PPG
2016-17	5	13	1	4	.250	2	2	1.000	3	1	4	0	5-0	1	1	4	0.8

Three-Point Field Goals: 0-0 (.000)

MIKE SANDERS

Height: 6'6"

Weight: 215

Born: May 7, 1960

(UCLA '82)

Traded by Phoenix with Larry Nance and Detroit's first round draft choice in 1988 in exchange for Mark West, Kevin Johnson, Tyrone Corbin, the Cavs' first round draft choice in 1988 and two second round picks, February 25, 1988. Re-acquired by signing as a free agent, March 12, 1992.

YEAR	GP	MINS	FGM	FGA	FG%	FTM	FTA	FT%	OR	DR	TR	AST	PF-D	STL	BS	PTS	PPG
1987-88	24	417	71	132	.538	20	23	.870	10	37	47	26	58-1	13	5	162	6.8
1988-89	82	2102	332	733	.453	97	135	.719	98	209	307	133	230-2	89	32	764	9.3
1991-92	21	552	81	139	.583	31	41	.756	27	61	88	42	75-1	22	9	194	9.2
1992-93	53	1189	197	396	.497	59	78	.756	52	118	170	75	150-2	39	30	454	8.6
4 Years	180	4260	681	1400	.486	207	277	.747	187	425	612	276	513-6	163	76	1574	8.7

Three-Point Field Goals: 1988-89, 3-10 (.300); 1991-92, 1-3 (.333); 1992-93, 1-4 (.250); Total 5-17 (.294).

PLAYOFFS

YEAR	GP	MINS	FGM	FGA	FG%	FTM	FTA	FT%	OR	DR	TR	AST	PF-D	STL	BS	PTS	PPG
1988	5	134	28	52	.538	8	10	.800	11	14	25	7	21-0	3	2	64	12.8
1989	5	87	15	30	.500	3	5	.600	6	10	16	4	11-0	2	1	33	6.6
1992	17	418	56	115	.487	17	21	.810	20	35	55	37	62-0	15	12	130	7.6
1993	8	145	20	48	.417	6	10	.600	8	10	18	10	17-0	8	1	46	5.8
4 Years	35	784	119	245	.486	34	46	.739	45	69	114	58	111-0	28	16	273	7.8

Three-Point Field Goals: 1988, 0-1 (.000); 1992, 1-3 (.333); 1993, 0-2 (.000); Total 1-6 (.167).

SHAWNELLE SCOTT**Height: 6'11"****Weight: 250****Born: June 16, 1972****(St. John's '94)***Signed as a free agent, September 6, 1996.*

YEAR	GP	MINS	FGM	FGA	FG%	FTM	FTA	FT%	OR	DR	TR	AST	PF-D	STL	BS	PTS	PPG
1996-97	16	50	8	16	.500	4	11	.364	8	8	16	0	6-0	0	3	20	1.3
1997-98	41	188	16	36	.444	12	18	.667	20	39	59	8	45-0	6	8	44	1.1
2 Years	57	238	24	52	.462	16	29	.552	28	47	75	8	51-0	6	11	64	1.1

PLAYOFFS

YEAR	GP	MINS	FGM	FGA	FG%	FTM	FTA	FT%	OR	DR	TR	AST	PF-D	STL	BS	PTS	PPG
1998	1	3	1	2	.500	0	0	—	0	0	0	0	0-0	0	1	2	2.0

RAMON SESSIONS**Height: 6'3"****Weight: 190****Born: April 11, 1986****(Nevada, Myrtle Beach, South Carolina)***Acquired in a trade from the Minnesota Timberwolves on July 26, 2010 along with Ryan Hollins and a 2013 second round pick in exchange for Sebastian Telfair and Delonte West.*

YEAR	GP	MINS	FGM	FGA	FG%	FTM	FTA	FT%	OR	DR	TR	AST	PF-D	STL	BS	PTS	PPG
2010-11	81	2132	362	776	.466	348	423	.823	46	209	255	419	93-0	60	8	1075	13.3
2011-12	41	1006	141	354	.398	122	147	.830	19	108	127	212	63-0	27	1	430	10.5
2 Years	122	3138	503	1130	.445	470	570	.825	65	317	382	631	156-0	87	9	1505	12.3
Three-Point Field Goals: 2010-11, 3-15 (.200); 2011-12, 26-62 (.419); Total 29-77 (.377).																	

LONNIE SHELTON**Height: 6'8"****Weight: 265****Born: October 19, 1955****(Oregon State '77)***Traded by Seattle in exchange for a 1983 second round draft choice and an undisclosed amount of cash, June 27, 1983.*

YEAR	GP	MINS	FGM	FGA	FG%	FTM	FTA	FT%	OR	DR	TR	AST	PF-D	STL	BS	PTS	PPG
1983-84	79	2101	371	779	.476	107	140	.764	140	241	381	179	279-9	76	55	850	10.8
1984-85	57	1244	158	363	.435	51	77	.662	82	185	267	96	187-3	44	18	367	6.4
1985-86	44	682	92	188	.489	14	16	.875	38	105	143	61	128-2	21	4	198	4.5
3 Years	180	4027	621	1330	.467	172	233	.738	260	531	791	336	594-14	141	77	1415	7.9
Three-Point Field Goals: 1983-84, 1-5 (.200); 1984-85, 0-5 (.000); 1985-86, 0-2 (.000); Total 1-12 (.083).																	

PLAYOFFS

YEAR	GP	MINS	FGM	FGA	FG%	FTM	FTA	FT%	OR	DR	TR	AST	PF-D	STL	BS	PTS	PPG
1985	4	106	19	34	.559	8	10	.800	6	16	22	4	20-2	2	1	46	11.5

IMAN SHUMPERT**Height: 6'5"****Weight: 220****Born: June 26, 1990****(Georgia Tech '11)***Acquired along with J.R. Smith from the New York Knicks and a protected 2015 first round pick from the Oklahoma City Thunder in a three-team trade that sent Dion Waiters to the Thunder and Lou Amundson, Alex Kirk and a 2019 second round pick to the Knicks on January 5, 2015. New York also received Lance Thomas from Oklahoma City.*

YEAR	GP	MIN	FGM	FGA	FG%	FTM	FTA	FT%	OR	DR	TR	AST	PF-D	STL	BLK	PTS	PPG
2014-15	38	920	105	256	.410	18	27	.667	33	110	143	57	71-0	51	13	272	7.2
2015-16	54	1316	114	305	.374	40	51	.784	32	171	203	92	119-1	54	19	311	5.8
2016-17	76	1937	201	489	.411	71	90	.789	39	179	218	109	150-0	62	26	567	7.5
2017-18	14	276	22	58	.379	11	15	.733	7	34	41	17	22-0	9	4	62	4.4
4 Years	182	4449	442	1108	.399	140	183	.765	111	494	605	275	362-1	176	62	1212	6.7
Three-point field goals: 2014-15, 44-130 (.338); 2015-16, 43-146 (.295); 2016-17, 94-261 (.360); 2017-18, 7-26 (.269) Totals, 188-563 (.334)																	

PLAYOFFS

YEAR	GP	MIN	FGM	FGA	FG%	FTM	FTA	FT%	OR	DR	TR	AST	PF	STL	BLK	PTS	PPG
2014-15	20	695	59	164	.360	30	40	.750	23	75	98	23	50	25	16	181	9.1
2015-16	21	367	25	60	.417	7	11	.636	10	37	47	17	36	10	3	70	3.3
2016-17	17	276	25	60	.417	14	17	.824	6	41	47	16	32	10	3	74	4.4
3 Years	58	1338	109	284	.384	51	68	.750	39	153	192	56	118	45	22	325	5.6
Three-point field goals: 2014-15, 33-93 (.355); 2015-16, 13-34 (.382); 2016-17, 10-26 (.385); Totals, 56-153 (.366)																	

JAMES SILAS**Height: 6'3"****Weight: 180****Born: February 11, 1949****(Stephen F. Austin '72)***Traded by San Antonio with the draft rights to Rich Yanakor for a 1982 second round choice and cash, June 16, 1981.*

YEAR	GP	MINS	FGM	FGA	FG%	FTM	FTA	FT%	OR	DR	TR	AST	PF-D	STL	BS	PTS	PPG
1981-82	67	1447	251	573	.438	246	286	.860	26	83	109	222	109-0	40	6	748	11.2
1982-83	DID NOT PLAY — INJURED																

CEDRIC SIMMONS**Height: 6'9"****Weight: 235****Born: January 3, 1986****(North Carolina State '06)***Acquired by the Cavaliers on September 29, 2007 from the New Orleans Hornets in exchange for guard David Wesley.*

YEAR	GP	MINS	FGM	FGA	FG%	FTM	FTA	FT%	OR	DR	TR	AST	PF-D	STL	BS	PTS	PPG
2007-08	7	68	2	6	.333	0	8	0.000	5	10	15	0	7-0	2	5	4	0.6

KOBI SIMMONS

Height: 6'4"

Weight: 170"

Born: July 4, 1997

(Arizona '17)

Signed to a 10-day contract on January 27, 2019.

YEAR	GP	MIN	FGM	FGA	FG%	FTM	FTA	FT%	OR	DR	TR	AST	PF-D	STL	BLK	PTS	PPG
2018-19	1	2	0	0	-	0	0	-	0	0	0	0	0-0	0	0	0	0.0

Three-point field goals: 0-0 (---)

HENRY SIMS

Height: 6'10"

Weight: 248

Born: March 27, 1990

(Georgetown '12)

Signed as a free agent on September 30, 2013.

YEAR	GP	MINS	FGM	FGA	FG%	FTM	FTA	FT%	OR	DR	TR	AST	PF-D	STL	BS	PTS	PPG
2013-14	20	168	18	45	.400	8	14	.571	22	34	56	5	32-1	5	7	44	2.2

BRIAN SKINNER

Height: 6'9"

Weight: 265

Born: May 19, 1976

(Baylor '98)

Acquired from the Toronto Raptors in a three-way trade on October 26, 2001. The Cavs also acquired Ricky Davis from the Miami Heat while Miami received the rights to Chris Galling from Cleveland. Toronto obtained Don MacLean from Miami to complete the transaction.

YEAR	GP	MINS	FGM	FGA	FG%	FTM	FTA	FT%	OR	DR	TR	AST	PF-D	STL	BS	PTS	PPG
2001-02	65	1107	88	162	.543	48	79	.608	93	188	281	17	130-1	24	61	224	3.4

DONALD SLOAN

Height: 6'3"

Weight: 205

Born: January 15, 1988

(Texas A&M '10)

Signed as a free agent on March 16, 2012

YEAR	GP	MINS	FGM	FGA	FG%	FTM	FTA	FT%	OR	DR	TR	AST	PF-D	STL	BS	PTS	PPG
2011-12	25	610	71	176	.403	21	26	.808	15	44	59	92	32-0	10	3	165	6.6
2012-13	20	257	27	78	.346	20	25	.800	3	25	28	37	17-0	5	0	81	4.1
2 years	45	867	98	254	.386	41	51	.804	18	69	87	129	85-0	15	3	246	5.5

Three-Point Field Goals: 2011-12, 2-22 (.091); 2012-13, 7-19 (.368); Total 9-41 (.219).

BOBBY BINGO SMITH

Height: 6'6"

Weight: 195

Born: February 26, 1946

(Tulsa '69)

Selected from San Diego in expansion draft, May 11, 1970.

YEAR	GP	MINS	FGM	FGA	FG%	FTM	FTA	FT%	OR	DR	TR	AST	PF-D	STL	BS	PTS	PPG
1970-71	77	2332	495	1106	.448	178	234	.761	—	—	429	258	175-4	—	—	1168	15.2
1971-72	82	2734	527	1190	.443	178	224	.795	—	—	502	247	222-3	—	—	1232	15.0
1972-73	73	1068	268	603	.444	64	81	.790	—	—	199	108	80-0	—	—	600	8.2
1973-74	82	2612	536	1179	.455	139	169	.822	134	301	435	198	242-4	89	30	1211	14.8
1974-75	82	2636	585	1212	.483	132	160	.825	108	299	407	229	227-1	80	26	1302	15.9
1975-76	81	2338	495	1121	.442	111	136	.816	83	258	341	155	231-0	58	36	1101	13.6
1976-77	81	2135	513	1149	.446	148	181	.818	92	225	317	152	211-3	61	30	1174	14.5
1977-78	82	1581	369	840	.439	108	135	.800	65	142	207	91	155-1	38	21	846	10.3
1978-79	72	1650	361	784	.460	83	106	.783	77	129	206	121	188-2	43	7	805	11.2
1979-80	8	135	33	72	.458	7	8	.875	2	12	14	7	21-0	3	2	74	9.3
10 Years	720	19221	4182	9256	.452	1148	1434	.801	561	1366	3057	1566	1752-18	372	152	9513	13.2

PLAYOFFS

YEAR	GP	MINS	FGM	FGA	FG%	FTM	FTA	FT%	OR	DR	TR	AST	PF-D	STL	BS	PTS	PPG
1976	13	379	71	164	.433	22	25	.880	11	32	43	30	41-1	11	3	164	12.6
1977	3	57	9	39	.231	3	3	1.000	3	5	8	4	5-0	3	1	21	7.0
1978	2	34	8	13	.615	0	0	—	2	1	3	1	2-0	0	0	16	8.0
3 Years	18	470	88	216	.407	25	28	.893	16	38	54	35	48-1	14	4	201	11.2

ELMORE SMITH

Height: 7'0"

Weight: 250

Born: May 9, 1949

(Kentucky State '71)

Traded by Milwaukee with Gary Brokaw for Rowland Garrett and future draft choices, January 13, 1977.

YEAR	GP	MINS	FGM	FGA	FG%	FTM	FTA	FT%	OR	DR	TR	AST	PF-D	STL	BS	PTS	PPG
1976-77	70	1464	241	507	.475	117	213	.549	114	325	439	43	207-4	35	144	599	8.6
1977-78	81	1996	402	809	.497	205	309	.663	178	500	678	57	241-4	50	176	1009	12.5
1978-79	24	332	69	130	.531	18	26	.692	45	61	106	13	60-0	7	16	156	6.5

DID NOT PLAY — INJURED
DID NOT PLAY — INJURED

5 Years	175	3792	712	1446	.492	340	548	.620	337	886	1223	113	508-8	92	336	1764	10.1
---------	-----	------	-----	------	------	-----	-----	------	-----	-----	------	-----	-------	----	-----	------	------

PLAYOFFS

YEAR	GP	MINS	FGM	FGA	FG%	FTM	FTA	FT%	OR	DR	TR	AST	PF-D	STL	BS	PTS	PPG
1977	3	56	18	33	.545	5	8	.625	6	18	24	1	10-0	5	3	41	13.7
1978	2	56	11	24	.458	3	6	.500	6	13	19	0	9-0	3	3	25	12.5
2 Years	5	112	29	57	.509	8	14	.571	12	31	43	1	19-0	8	6	66	13.2

JOE SMITH

Height: 6'10"

Weight: 225

Born: July 26, 1975

(Maryland '95)

Acquired along with Ben Wallace from the Chicago Bulls and Wally Szczerbiak and Delonte West from the Seattle Supersonics on February 21, 2008. In exchange, the Cavaliers sent Larry Hughes, Drew Gooden, Cedric Simmons, and Shannon Brown to the Bulls and Ira Newble and Donyell Marshall to the Sonics. In addition, Cleveland acquired Chicago's 2009 second round pick and Seattle acquired Adrian Griffin from the Bulls.

YEAR	GP	MINS	FGM	FGA	FG%	FTM	FTA	FT%	OR	DR	TR	AST	PF-D	STL	BS	PTS	PPG
2007-08	27	580	87	170	.512	45	69	.652	55	81	136	19	73-0	9	16	219	8.1
2008-09	21	411	57	115	.496	21	28	.750	36	64	100	16	50-0	7	14	136	6.5
2 Years	48	991	144	285	.505	66	97	.680	91	145	236	35	123-0	16	30	355	7.4

Three Point Field Goals: 2007-08, 0-2 (.000); 2008-09, 1-3 (.333); Total 1-5 (.200).

PLAYOFFS

YEAR	GP	MINS	FGM	FGA	FG%	FTM	FTA	FT%	OR	DR	TR	AST	PF-D	STL	BS	PTS	PPG
2008	13	263	36	74	.486	14	22	.636	20	40	60	6	41-1	5	7	86	6.6
2009	13	217	23	50	.460	23	29	.793	10	38	48	3	25-0	6	7	72	5.5
2 Years	26	480	59	124	.476	37	51	.725	30	78	108	9	66-1	11	14	158	6.1

Three Point Field Goals: 2008, 0-1 (.000); 2009, 3-5 (.600); Total 3-6 (.500).

JR SMITH

Height: 6'6"

Weight: 225"

Born: September 9, 1985

(Lakewood, NJ '04)

Acquired in a three-team trade along with Iman Shumpert from the New York Knicks and a protected 2015 first round pick from the Oklahoma City Thunder on January 5, 2015; In exchange, the Cavs sent Dion Waiters to the Thunder, and Lou Amundson, Alex Kirk and its own 2019 second round pick to the Knicks.

YEAR	GP	MIN	FGM	FGA	FG%	FTM	FTA	FT%	OR	DR	TR	AST	PF-D	STL	BLK	PTS	PPG
2014-15	46	1461	214	504	.425	27	33	.818	26	134	160	114	119-1	64	18	236	12.7
2015-16	77	2362	353	850	.415	45	71	.634	43	174	217	130	204-1	81	21	308	12.4
2016-17	41	1187	123	356	.346	10	15	.667	17	96	113	62	77-0	40	11	351	8.6
2017-18	80	2244	240	595	.403	39	56	.696	29	206	235	141	161-0	68	11	662	8.3
2018-19	11	222	27	79	.342	8	10	.800	0	18	18	21	19-0	11	3	74	6.7

5 Years 255 7477 957 2384 .401 129 185 .697 115 628 743 468 580-2 264 64 2628 10.3
Three-point field goals: 2014-15, 131-336 (.390); 2015-16, 204-510 (.400); 2016-17, 95-271 (.351); 2017-18, 143-381 (.375); 2018-19, 12-39 (.308); Total, 585-1537 (.381)

PLAYOFFS

YEAR	GP	MIN	FGM	FGA	FG%	FTM	FTA	FT%	OR	DR	TR	AST	PF	STL	BLK	PTS	PPG
2015	18	560	83	206	.403	14	20	.700	9	76	85	22	54	17	10	231	12.8
2016	21	730	82	188	.436	13	21	.619	7	60	67	29	55	26	5	242	11.5
2017	18	487	50	99	.505	5	11	.455	5	37	42	13	41	13	6	145	8.1
2018	22	706	65	187	.348	17	22	.773	10	50	60	25	54	21	4	191	8.7

4 Years 79 2483 280 680 .412 49 74 .662 31 223 254 89 204 77 25 809 10.2
Three-point field goals: 2015, 51-142 (.359); 2016, 65-151 (.430); 2017, 40-80 (.500); 2018, 44-120 (.367); Total, 200-493 (.406)

RANDY SMITH

Height: 6'3"

Weight: 180

Born: December 12, 1948

(Buffalo State '71)

Traded by Portland for a future draft choice, September 21, 1979.

YEAR	GP	MINS	FGM	FGA	FG%	FTM	FTA	FT%	OR	DR	TR	AST	PF-D	STL	BS	PTS	PPG
1979-80	82	2677	599	1326	.452	233	283	.823	93	163	256	363	190-1	125	7	1441	17.6
1980-81	82	2199	486	1043	.466	221	271	.815	46	147	193	357	132-0	113	14	1194	14.6
2 Years	164	4876	1085	2369	.458	454	554	.819	139	310	449	720	322-1	238	21	2635	16.1

Three-Point Field Goals: 1979-80, 10-53 (.189); 1980-81, 1-28 (.036); Total 11-81 (.136).

ROBERT SMITH

Height: 5'11"

Weight: 165

Born: March 10, 1955

(UNLV '77)

Signed as a free agent, October 1, 1980. Signed as a free agent, September 27, 1984.

YEAR	GP	MINS	FGM	FGA	FG%	FTM	FTA	FT%	OR	DR	TR	AST	PF-D	STL	BS	PTS	PPG
1980-81	1	20	2	5	.400	4	4	1.000	1	2	3	3	6-1	0	0	8	8.0
1984-85	7	48	4	17	.235	8	10	.800	0	4	4	7	6-0	2	0	16	2.3
2 Years	8	68	6	22	.273	12	14	.857	1	6	7	10	12-1	2	0	24	3.0

WILLIE SMITH

Height: 6'2"

Weight: 170

Born: October 26, 1953

(Missouri '76)

Traded by Portland for a future draft choice, August 24, 1979.

YEAR	GP	MINS	FGM	FGA	FG%	FTM	FTA	FT%	OR	DR	TR	AST	PF-D	STL	BS	PTS	PPG
1979-80	62	1051	121	315	.384	40	52	.769	56	65	121	259	110-1	75	1	299	4.8

Three-Point Field Goals: 17-71 (.239).

ERIC SNOW

Height: 6'3"

Weight: 205

Born: April 24, 1973

(Michigan State '95)

Acquired from the Philadelphia 76ers in exchange for Kedrick Brown and Kevin Ollie on July 20, 2004.

YEAR	GP	MINS	FGM	FGA	FG%	FTM	FTA	FT%	OR	DR	TR	AST	PF-D	STL	BS	PTS	PPG
2004-05	81	1844	125	327	.382	59	80	.738	37	118	155	317	189-0	67	16	322	4.8
2005-06	82	2351	163	399	.409	64	93	.688	38	160	198	346	218-3	76	19	391	4.5
2006-07	82	1929	135	324	.417	72	113	.637	35	153	188	330	185-0	55	16	342	9.0
2007-08	22	305	6	38	.158	10	22	.455	4	16	20	42	30-0	10	4	22	7.4
4 Years	267	6429	429	1088	.394	205	308	.666	114	447	561	1035	622-3	208	55	1077	4.0
Three Point Field Goals: 2004-05, 13-45 (.289); 2005-06, 1-10 (.100); 2006-07, 0-4 (.000); 2007-08, 0-2 (.000); Total: 14-61 (.230).																	

PLAYOFFS

YEAR	GP	MINS	FGM	FGA	FG%	FTM	FTA	FT%	OR	DR	TR	AST	PF-D	STL	BS	PTS	PPG
2006	13	408	32	76	.421	22	29	.000	10	33	43	36	36-0	11	3	86	6.6
2007	19	244	12	38	.316	8	14	.571	7	21	28	29	22-0	11	2	32	1.7
2 Years	32	652	44	114	.386	30	43	.698	17	54	71	65	58-0	22	5	118	3.7
Three Point Field Goals: 2006, 0-1 (.000); 2007, 0-3 (.000); Total: 0-4 (.000).																	

DICK SNYDER

Height: 6'5"

Weight: 207

Born: February 1, 1944

(Davidson '66)

Traded by Seattle with a future draft choice for a future draft choice, May 28, 1974.

YEAR	GP	MINS	FGM	FGA	FG%	FTM	FTA	FT%	OR	DR	TR	AST	PF-D	STL	BS	PTS	PPG
1974-75	82	2590	498	988	.504	165	195	.846	37	201	238	281	226-3	69	43	1161	14.2
1975-76	82	2274	441	881	.501	155	188	.824	50	148	198	220	215-0	59	33	1037	12.6
1976-77	82	1685	316	693	.456	127	149	.852	47	102	149	160	177-2	45	30	759	9.3
1977-78	58	660	112	252	.444	56	64	.875	9	40	49	56	74-0	23	19	280	4.8
4 Years	304	7209	1367	2814	.486	503	596	.844	143	491	634	717	692-5	196	125	3237	10.6

PLAYOFFS

YEAR	GP	MINS	FGM	FGA	FG%	FTM	FTA	FT%	OR	DR	TR	AST	PF-D	STL	BS	PTS	PPG
1976	13	364	69	153	.451	18	22	.818	10	19	29	31	35-1	11	6	156	12.0
1977	3	53	8	27	.296	2	5	.400	2	3	5	4	6-0	1	2	18	6.0
1978	1	3	0	0	—	0	0	—	0	0	0	0	0-0	0	0	0	0.0
3 Years	17	420	77	180	.428	20	27	.741	12	22	34	35	41-1	12	8	174	10.2

DAVE SORENSON

Height: 6'7"

Weight: 227

Born: July 8, 1948

(Ohio State '70)

Drafted by Cleveland in second round, 1970 (26th pick).

YEAR	GP	MINS	FGM	FGA	FG%	FTM	FTA	FT%	OR	DR	TR	AST	PF-D	STL	BS	PTS	PPG
1970-71	79	1940	353	794	.445	184	229	.803	—	—	486	163	181-3	—	—	890	11.3
1971-72	76	1162	213	475	.448	106	136	.779	—	—	301	81	120-1	—	—	532	7.0
1972-73	10	129	11	45	.244	5	11	.455	—	—	37	5	16-0	—	—	27	2.7
3 Years	165	3231	577	1314	.439	295	376	.785	—	—	824	249	317-4	—	—	1449	8.8

MARREESE SPEIGHTS

Height: 6'10"

Weight: 255

Born: August 4, 1987

(Florida '08)

Acquired along with Wayne Ellington, Josh Selby and a future first round draft pick on January 22, 2013 from the Memphis Grizzlies in exchange for Jon Leuer.

YEAR	GP	MINS	FGM	FGA	FG%	FTM	FTA	FT%	OR	DR	TR	AST	PF-D	STL	BS	PTS	PPG
2012-13	39	719	154	337	.457	87	108	.806	70	127	197	29	89-0	14	26	396	10.2
Three-Point Field Goals: 2012-13, 1-5 (.200); Total 1-5 (.200).																	

RYAN STACK

Height: 6'11"

Weight: 215

Born: July 24, 1975

(South Carolina '98)

Drafted by Cleveland in second round, 1998 (48th pick).

YEAR	GP	MINS	FGM	FGA	FG%	FTM	FTA	FT%	OR	DR	TR	AST	PF-D	STL	BS	PTS	PPG
1998-99	18	199	14	37	.378	19	20	.950	19	15	34	5	31-0	2	11	47	2.6
1999-2000	25	198	17	51	.333	18	27	.667	15	30	45	5	47-3	4	11	52	2.1
2 Years	43	397	31	88	.352	37	47	.787	34	45	79	10	78-3	6	22	99	2.3
Three-Point Field Goals: 1999-2000, 0-1 (.000)																	

NIK STAUSKAS

Height: 6'6"

Weight: 205

Born: October 7, 1993

(Michigan '14)

Signed as a free agent on February 11, 2019.

YEAR	GP	MIN	FGM	FGA	FG%	FTM	FTA	FT%	OR	DR	TR	AST	PF-D	STL	BLK	PTS	PPG
2018-19	24	342	40	109	.367	25	28	.893	8	39	47	19	19-0	7	3	132	5.5
Three-point field goals: 27-63 (.429)																	

MICHAEL STEWART**Height: 6'10"****Weight: 230****Born: April 24, 1975****(California '97)**

Acquired from the Toronto Raptors along with a future first-round draft selection on September 25, 2002, in exchange for Lamond Murray and a future second-round draft pick.

YEAR	GP	MIN	FGM	FGA	FG%	FTM	FTA	FT%	OR	DR	TR	AST	PF-D	STL	BS	PTS	PPG
2002-03	47	251	14	37	.378	8	12	.667	19	36	55	6	42-0	2	15	36	0.8
2003-04	8	76	3	7	.429	2	2	1.000	5	13	18	0	21-0	1	8	8	1.0
2 Years	55	327	17	44	.386	10	14	.714	24	49	73	6	63-0	3	23	44	0.8

BRYANT STITH**Height: 6'5"****Weight: 210****Born: December 10, 1970****(Virginia '92)**

Signed as a free agent on August 13, 2001.

YEAR	GP	MIN	FGM	FGA	FG%	FTM	FTA	FT%	OR	DR	TR	AST	PF-D	STL	BS	PTS	PPG
2001-02	50	665	70	188	.372	44	52	.846	20	65	85	42	42-0	29	6	208	4.2
Three-Point Field Goals: 2001-02, 24-68 (.353).																	

GARY SUITER**Height: 6'9"****Weight: 235****Born: January 18, 1945****(Midwestern '69)**

Signed as a free agent, September 29, 1970.

YEAR	GP	MIN	FGM	FGA	FG%	FTM	FTA	FT%	OR	DR	TR	AST	PF-D	STL	BS	PTS	PPG
1970-71	30	140	19	54	.352	4	9	.444	—	—	41	2	20-0	—	—	42	1.4

BRUNO SUNDÖV**Height: 7'2"****Weight: 246****Born: February 10, 1980****(Croatia)**

Acquired from the Boston Celtics along with J.R. Bremer and a future second round pick in exchange for Jamaire Jones on July 29, 2003.

YEAR	GP	MIN	FGM	FGA	FG%	FTM	FTA	FT%	OR	DR	TR	AST	PF-D	STL	BS	PTS	PPG
2003-04	4	29	3	9	.333	3	6	.500	2	8	10	0	7-0	0	0	9	2.3

BOB SURA**Height: 6'5"****Weight: 200****Born: March 25, 1973****(Florida State '95)**

Drafted by Cleveland in first round, 1995 (17th pick).

YEAR	GP	MIN	FGM	FGA	FG%	FTM	FTA	FT%	OR	DR	TR	AST	PF-D	STL	BS	PTS	PPG
1995-96	79	1150	148	360	.411	99	141	.702	34	101	135	233	126-1	56	21	422	5.3
1996-97	82	2269	253	587	.431	196	319	.614	76	232	308	390	218-3	90	33	755	9.2
1997-98	46	942	87	231	.377	74	131	.565	25	69	94	171	113-0	44	7	267	5.8
1998-99	50	841	70	210	.333	65	103	.631	21	81	102	152	98-1	46	14	214	4.3
1999-2000	73	2216	356	815	.437	175	251	.697	50	238	288	284	201-0	91	19	1009	13.8
5 Years	330	7418	914	2203	.415	609	945	.644	206	721	927	1230	555-5	327	94	2667	8.1
Three-Point Field Goals: 1995-96, 27-78 (.346); 1996-97, 53-164 (.323); 1997-98, 19-60 (.317); 1998-99, 9-45 (.200); 1999-2000, 122-332 (.367); Total 230-679 (.339).																	

PLAYOFFS

YEAR	GP	MIN	FGM	FGA	FG%	FTM	FTA	FT%	OR	DR	TR	AST	PF-D	STL	BS	PTS	PPG
1996	3	18	2	3	.667	0	0	—	0	1	1	3	4-0	1	0	4	1.3
1998	3	31	1	5	.200	2	3	.667	0	3	3	4	4-0	1	0	4	1.3
2 Years	6	49	3	8	.375	2	3	.667	0	4	4	7	8-0	2	0	8	1.3
Three-Point Field Goals: 1998, 0-2 (.000).																	

WALLY SZCZERBIAK**Height: 6'7"****Weight: 240****Born: March 5, 1977****(Miami '99)**

Acquired along with Delonte West from the Sonics and Ben Wallace and Joe Smith from the Chicago Bulls on February 21, 2008. In exchange, the Cavaliers sent Larry Hughes, Drew Gooden, Cedric Simmons, and Shannon Brown to the Bulls and Ira Newble and Donyell Marshall to the Sonics. In addition, Cleveland acquired Chicago's 2009 second round pick and Seattle acquired Adrian Griffin from the Bulls.

YEAR	GP	MIN	FGM	FGA	FG%	FTM	FTA	FT%	OR	DR	TR	AST	PF-D	STL	BS	PTS	PPG
2007-08	25	558	75	209	.359	36	41	.878	18	63	81	35	36-0	9	7	205	8.2
2008-09	74	1526	179	398	.450	90	106	.849	43	189	232	82	130-0	28	10	517	7.0
2 Years	99	2084	254	607	.418	126	147	.857	61	252	313	117	166-0	37	17	722	7.3
Three-Point Field Goals: 2007-08, 19-52 (.365); 2008-09, 69-168 (.411); Total 88-220 (.400).																	

PLAYOFFS

YEAR	GP	MIN	FGM	FGA	FG%	FTM	FTA	FT%	OR	DR	TR	AST	PF-D	STL	BS	PTS	PPG
2008	13	375	47	125	.376	26	28	.929	4	19	23	19	32-0	2	1	140	10.8
2009	12	155	16	36	.444	9	11	.818	8	20	28	7	19-0	2	1	43	3.6
2 Years	25	530	63	161	.391	35	39	.897	12	39	51	26	51-0	4	2	183	7.3
Three-Point Field Goals: 2008, 20-62 (.323); 2009, 2-12 (.167); Total 22-74 (.297).																	

EARL TATUM

Height: 6'4"

Weight: 185

Born: July 26, 1953

(Marquette '76)

Acquired from Detroit on April 12, 1979 to complete earlier deal in which Detroit acquired Jim Brewer.

YEAR	GP	MINS	FGM	FGA	FG%	FTM	FTA	FT%	OR	DR	TR	AST	PF-D	STL	BS	PTS	PPG
1979-80	33	225	36	94	.383	11	19	.579	11	15	26	20	29-0	16	5	85	2.6

Three-Point Field Goals: 2-6 (.333).

EDY TAVARES

Height: 7'3"

Weight: 265

Born: March 22, 1992

(Gran Canaria, Spain '14)

Signed as a free agent on April 12, 2017.

YEAR	GP	MINS	FGM	FGA	FG%	FTM	FTA	FT%	OR	DR	TR	AST	PF-D	STL	BS	PTS	PPG
2016-17	1	24	3	4	.750	0	1	.000	4	6	10	1	3-0	0	6	6	6.0

SEBASTIAN TELFAIR

Height: 6'0"

Weight: 175

Born: June 9, 1985

(Abraham Lincoln HS '04)

Acquired from the Los Angeles Clippers on February 17, 2010 along with Antawn Jamison from the Washington Wizards. In exchange, the Cavaliers sent Zdrunas Ilgauskas, their first round pick in the 2010 NBA Draft and Emir Preldzic, the 57th overall pick in the 2009 NBA Draft, to the Wizards. In addition, the Clippers acquired forward/center Drew Gooden from Washington and Washington acquired Al Thornton.

Year	GP	MINS	FGM	FGA	FG%	FTM	FTA	FT%	OR	DR	TR	AST	PF-D	STL	BS	PTS	PPG
2009-10	4	78	16	35	.457	5	6	.833	0	4	4	12	6-0	2	0	39	9.8

Three-Point Field Goals: 2009-10, 2-9 (.222).

BILLY THOMAS

Height: 6'5"

Weight: 220

Born: December 23, 1975

(Kansas '98)

Signed two 10-day contracts on February 22, 2008 and March 3, 2008. Signed for the remainder of the season on April 16, 2008.

YEAR	GP	MINS	FGM	FGA	FG%	FTM	FTA	FT%	OR	DR	TR	AST	PF-D	STL	BS	PTS	PPG
2007-08	7	34	4	14	.286	0	0	—	0	2	2	0	4-0	1	0	12	1.7

Three Points Field Goals: 2007-08, 4-13 (.308).

PLAYOFFS

YEAR	GP	MINS	FGM	FGA	FG%	FTM	FTA	FT%	OR	DR	TR	AST	PF-D	STL	BS	PTS	PPG
2008	3	8	1	2	0.500	1	2	0.500	0	1	1	1	0-0	1	0	3	1.0

CARL THOMAS

Height: 6'4"

Weight: 195

Born: October 3, 1969

(Eastern Michigan '91)

Signed as a free agent, September 6, 1996. Signed to a 10-day contract on February 2, 1998, to a second 10-day contract on February 12, 1998 and for the remainder of the season on February 22, 1998.

YEAR	GP	MINS	FGM	FGA	FG%	FTM	FTA	FT%	OR	DR	TR	AST	PF-D	STL	BS	PTS	PPG
1996-97	19	77	9	24	.375	1	1	1.000	3	10	13	8	7-0	2	1	21	1.1
1997-98	29	272	27	70	.386	8	13	.615	6	31	37	9	27-0	16	5	77	2.7
2 Years	48	349	36	94	.383	9	14	.643	9	41	50	17	34-0	18	6	98	2.0

Three-Point Field Goals: 1996-97, 2-12 (.167); 1997-98, 15-38 (.395); Total 17-50 (.340).

PLAYOFFS

YEAR	GP	MINS	FGM	FGA	FG%	FTM	FTA	FT%	OR	DR	TR	AST	PF-D	STL	BS	PTS	PPG
1998	1	11	0	1	.000	2	3	.667	1	0	1	0	2-0	0	0	2	2.0

ISIAH THOMAS

Height: 5'9"

Weight: 185

Born: February 7, 1989

(Washington '11)

Acquired from the Boston Celtics along with Jae Crowder, the Brooklyn Nets' 2018 unprotected first round pick and Miami Heat's 2020 second round pick in exchange for Kyrie Irving on August 22, 2017.

YEAR	GP	MINS	FGM	FGA	FG%	FTM	FTA	FT%	OR	DR	TR	AST	PF-D	STL	BS	PTS	PPG
2017-18	15	406	70	194	.361	59	68	.868	7	24	31	68	25-0	9	2	221	14.7

Three-Point Field Goals: 22-87 (.253)

MYCHEL THOMPSON

Height: 6'6"

Weight: 211

Born: June 1, 1988

(Pepperdine '11)

Signed as a free agent on December 9, 2011.

YEAR	GP	MINS	FGM	FGA	FG%	FTM	FTA	FT%	OR	DR	TR	AST	PF-D	STL	BS	PTS	PPG
2011-12	5	94	7	24	.292	0	0	0.000	0	5	5	7	8-0	2	1	18	3.6

Three-Point Field Goals: 2011-12, 4-11 (.364); Total 4-11 (.364).

PAUL THOMPSON

Height: 6'6"

Weight: 210

Born: May 25, 1961

(Tulane '83)

Drafted by Cleveland in third round, 1983 (50th pick).

YEAR	GP	MIN	FGM	FGA	FG%	FTM	FTA	FT%	OR	DR	TR	AST	PF-D	STL	BS	PTS	PPG
1983-84	82	1731	309	662	.467	115	149	.772	120	192	312	122	192-2	70	37	742	9.0
1984-85	33	715	148	354	.418	45	53	.849	36	80	116	58	77-1	41	20	347	10.5
2 Years	115	2446	457	1016	.450	160	202	.792	156	272	428	180	269-3	111	57	1089	9.5

Three-Point Field Goals: 1983-84, 9-39 (.231); 1984-85, 6-23 (.261); Total 15-62 (.242).

TRISTAN THOMPSON

Height: 6'9"

Weight: 238

Born: March 13, 1991

(Texas '11)

Selected in the first round (4th overall pick) of the 2011 NBA Draft by the Cleveland Cavaliers.

YEAR	GP	MIN	FGM	FGA	FG%	FTM	FTA	FT%	OR	DR	TR	AST	PF-D	STL	BLK	PTS	PPG
2011-12	60	1420	194	442	.439	106	192	.552	187	202	389	27	134-1	27	62	494	8.2
2012-13	82	2567	390	799	.488	177	291	.608	306	467	773	108	234-0	0	0	0	11.7
2013-14	82	2594	363	761	.477	235	339	.693	269	485	754	72	188-0	0	0	0	11.7
2014-15	82	2194	267	488	.547	159	248	.641	274	383	657	39	189-1	0	0	0	8.5
2015-16	82	2269	247	420	.588	149	242	.616	268	470	738	62	202-0	0	0	0	7.8
2016-17	78	2336	262	437	.600	106	213	.498	286	429	715	77	176-0	0	0	0	8.1
2017-18	53	1072	132	235	.562	43	79	.544	126	226	352	33	102-0	0	0	0	5.8
2018-19	43	1198	201	380	.529	68	106	.642	173	265	438	86	89-0	0	0	0	10.9
2019-20	57	1722	288	562	.512	99	161	.615	226	351	577	120	124-1	0	0	0	12.0
9 Years	619	0	0	0	.518	1142	1871	.610	2115	3278	5393	624	1438-3	317	447	5839	9.4

Three-point field goals: 2011-12, 0-2 (.000); 2012-13, 0-3 (.000); 2013-14, 0-1 (.000); 2016-17, 0-3 (.000); 2019-20, 9-23 (.391); Total, 9-32 (.281)

PLAYOFFS

YEAR	GP	MIN	FGM	FGA	FG%	FTM	FTA	FT%	OR	DR	TR	AST	PF-D	STL	BLK	PTS	PPG
2015	0	0	0	0	.558	0	0	.585	0	0	0	0	50-0	0	0	0	9.6
2016	0	0	0	0	.527	0	0	.586	0	0	0	0	55-0	0	0	0	6.7
2017	18	562	54	92	.587	40	60	.667	69	81	150	26	36-0	0	0	0	8.2
2018	19	416	49	83	.590	20	27	.741	44	68	112	11	26-0	0	0	0	6.2
4 Years	0	0	0	0	.564	0	0	.620	0	0	0	0	167-0	0	0	0	7.7

NATE THURMOND

Height: 6'11"

Weight: 230

Born: July 25, 1941

(Bowling Green '63)

Traded by Chicago with Rowland Garrett for Steve Patterson and Eric Fernsten, November 27, 1975.

YEAR	GP	MIN	FGM	FGA	FG%	FTM	FTA	FT%	OR	DR	TR	AST	PF-D	STL	BS	PTS	PPG
1975-76	65	1133	122	292	.418	54	105	.514	101	243	344	68	145-1	18	86	298	4.6
1976-77	49	997	100	246	.407	68	106	.642	121	253	374	83	128-2	16	81	268	5.5
2 Years	114	2130	222	538	.413	122	211	.578	222	496	718	151	273-3	34	167	566	5.0

PLAYOFFS

YEAR	GP	MIN	FGM	FGA	FG%	FTM	FTA	FT%	OR	DR	TR	AST	PF-D	STL	BS	PTS	PPG
1976	13	375	37	79	.468	13	32	.406	38	79	117	28	52-2	6	29	87	6.7
1977	1	1	0	0	---	0	0	---	0	1	1	0	0-0	0	1	0	0.0
2 Years	14	376	37	79	.468	13	32	.406	38	80	118	28	52-2	6	30	87	6.2

DARREN TILLIS

Height: 6'11"

Weight: 215

Born: February 23, 1960

(Cleveland State '82)

Traded by Boston with a 1983 first round draft choice and cash for Scott Wedman, January 14, 1983.

YEAR	GP	MIN	FGM	FGA	FG%	FTM	FTA	FT%	OR	DR	TR	AST	PF-D	STL	BS	PTS	PPG
1982-83	37	482	69	158	.437	14	22	.636	37	84	121	18	68-3	8	28	152	4.1

SEDRIC TONEY

Height: 6'2"

Weight: 178

Born: April 13, 1962

(Dayton '85)

Signed as a free agent, November 9, 1993.

YEAR	GP	MIN	FGM	FGA	FG%	FTM	FTA	FT%	OR	DR	TR	AST	PF-D	STL	BS	PTS	PPG
1993-94	12	64	2	13	.154	2	2	1.000	1	2	3	11	8-0	0	0	6	0.5

Three-Point Field Goals: 0-1 (.000).

ROBERT TRAYLOR

Height: 6'8"

Weight: 284

Born: February 1, 1977

(Michigan '98)

Acquired from the Milwaukee Bucks in a three-way trade on June 27, 2000. The Cavs also acquired J.R. Reid from Milwaukee, while the Golden State Warriors received Bob Sura from Cleveland and Vinny Del Negro from the Bucks. Milwaukee received Jason Caffey and Billy Owens to complete the transaction. Signed as a free agent on August 5, 2004.

YEAR	GP	MIN	FGM	FGA	FG%	FTM	FTA	FT%	OR	DR	TR	AST	PF-D	STL	BS	PTS	PPG
2000-01	70	1212	161	324	.497	80	141	.567	124	176	300	63	204-3	49	76	402	5.7
2004-05	74	1327	177	399	.444	55	102	.539	136	196	332	61	215-2	54	50	409	5.5
2 Years	144	2539	338	723	.467	135	243	.556	260	372	632	124	419-5	103	126	811	5.6

Three-Point Field Goals: 2000-01, 0-2 (.000); 2004-05, 0-8 (.000); Totals, 0-10 (.000)

JEFF TREPAGNIER

Height: 6'4"

Weight: 200

Born: July 11, 1979

(Southern California '01)

Drafted by Cleveland in second round, 2001 (36th pick).

YEAR	GP	MINS	FGM	FGA	FG%	FTM	FTA	FT%	OR	DR	TR	AST	PF-D	STL	BS	PTS	PPG
2001-02	12	77	7	23	.304	4	7	.571	3	9	12	12	8-0	8	4	18	1.5

Three-Point Field Goals: 2001-02, 0-1 (.000).

MELVIN TURPIN

Height: 6'11"

Weight: 260

Born: December 28, 1960

(Kentucky '84)

Traded by Washington for Tim McCormick and Cliff Robinson, June 19, 1984.

YEAR	GP	MINS	FGM	FGA	FG%	FTM	FTA	FT%	OR	DR	TR	AST	PF-D	STL	BS	PTS	PPG
1984-85	79	1949	363	711	.511	109	139	.784	155	297	452	36	211-3	38	87	835	10.6
1985-86	80	2292	456	838	.544	185	228	.811	182	374	556	55	260-6	65	106	1097	13.7
1986-87	64	801	169	366	.462	55	77	.714	62	128	190	33	90-1	11	40	393	6.1
3 Years	223	5042	988	1915	.516	349	444	.786	399	799	1198	124	561-10	114	233	2325	10.4

Three-Point Field Goals: 1985-86, 0-4 (.000).

PLAYOFFS

YEAR	GP	MINS	FGM	FGA	FG%	FTM	FTA	FT%	OR	DR	TR	AST	PF-D	STL	BS	PTS	PPG
1985	4	45	12	19	.632	1	2	.500	3	5	8	0	3-0	4	1	25	6.3

BEN UZOH

Height: 6'3"

Weight: 205

Born: March 18, 1988

(Tulsa '10)

Signed as a free agent on February 10, 2012

YEAR	GP	MINS	FGM	FGA	FG%	FTM	FTA	FT%	OR	DR	TR	AST	PF-D	STL	BS	PTS	PPG
2011-12	2	12	2	5	.400	0	0	0.000	2	2	4	71	1-0	1	1	4	2.0

Three-Point Field Goals: 2011-12, 0-0 (.000); Total 0-0 (.000).

DARNELL VALENTINE

Height: 6'1"

Weight: 183

Born: February 3, 1959

(Kansas '81)

Traded by Miami for a 1990 second round draft choice, June 23, 1988. Signed as a free agent, December 3, 1990.

YEAR	GP	MINS	FGM	FGA	FG%	FTM	FTA	FT%	OR	DR	TR	AST	PF-D	STL	BS	PTS	PPG
1988-89	77	1086	136	319	.426	91	112	.813	22	81	103	174	88-0	57	7	366	4.8
1990-91	65	1841	230	496	.464	143	172	.831	37	135	172	351	170-2	98	12	609	9.4
2 Years	142	2927	366	815	.449	234	284	.824	59	216	275	525	258-2	155	19	975	6.9

Three-Point Field Goals: 1988-89, 3-14 (.214); 1990-91, 6-25 (.240); Total 9-39 (.231).

PLAYOFFS

YEAR	GP	MINS	FGM	FGA	FG%	FTM	FTA	FT%	OR	DR	TR	AST	PF-D	STL	BS	PTS	PPG
1989	5	80	7	20	.350	7	8	.875	3	4	7	16	7-0	5	0	21	4.2

ANDERSON VAREJAO

Height: 6'11"

Weight: 273

Born: September 28, 1982

(F.C. Barcelona '04)

Acquired in a trade along with Drew Gooden and Steven Hunter on July 23, 2004 from the Orlando Magic in exchange for Tony Battie and two future second round picks.

YEAR	GP	MIN	FGM	FGA	FG%	FTM	FTA	FT%	OR	DR	TR	AST	PF-D	STL	BLK	PTS	PPG
2004-05	54	863	99	193	.513	68	127	.535	109	148	257	27	122-0	41	38	266	4.9
2005-06	48	763	79	150	.527	61	119	.513	77	158	235	19	118-2	31	19	219	4.6
2006-07	81	1931	191	401	.476	165	268	.616	191	354	545	75	269-2	76	52	547	6.8
2007-08	48	1317	136	295	.461	49	82	.598	134	265	399	53	134-1	37	26	321	6.7
2008-09	81	2313	270	504	.536	154	250	.616	166	415	581	81	239-2	75	66	694	8.6
2009-10	76	2164	267	467	.572	116	175	.663	189	389	578	87	223-2	71	67	651	8.6
2010-11	31	993	114	216	.528	54	81	.667	98	203	301	45	87-0	27	38	282	9.1
2011-12	25	785	114	222	.514	43	64	.672	109	178	287	43	62-0	35	17	271	10.8
2012-13	25	901	138	289	.478	77	102	.755	138	223	361	84	68-0	37	14	353	14.1
2013-14	65	1800	227	459	.495	92	135	.681	187	442	629	140	164-2	69	39	546	8.4
2014-15	26	636	111	200	.555	33	45	.733	57	113	170	35	58-0	19	16	255	9.8
2015-16	31	310	32	76	.421	16	21	.762	24	67	91	20	35-0	11	5	80	2.6
12 Years	591	14776	1778	3472	.512	928	1469	.632	1479	2955	4434	709	1579-11	529	397	4485	7.6

Three-point field goals: 2004-05, 0-2 (.000); 2005-06, 901 (.000); 2006-07, 0-9 (.000); 2007-08, 0-2 (.000); 2008-09, 0-2 (.000); 2009-10, 1-5 (.200); 2010-11, 0-2 (.000); 2011-12, 0-4 (.000); 2012-13, 0-5 (.000); 2013-14, 0-7 (.000); 2014-15, 0-2 (.000); 2015-16, 0-1 (.000)

PLAYOFFS

YEAR	GP	MIN	FGM	FGA	FG%	FTM	FTA	FT%	OR	DR	TR	AST	PF	STL	BLK	PTS	PPG
2005-06	13	237	31	50	.620	26	37	.703	18	40	58	3	50	9	2	88	6.8
2006-07	20	448	46	90	.511	27	48	.563	46	73	119	11	53	21	11	119	6.0
2007-08	13	240	22	54	.407	9	21	.429	20	47	67	9	30	8	1	53	4.1
2008-09	14	420	41	82	.500	15	22	.682	41	49	90	8	49	18	16	97	6.9
2009-10	11	255	20	48	.417	23	31	.742	22	49	71	7	38	11	9	63	5.7
5 Years	71	1600	160	324	.494	100	159	.629	147	258	405	38	220	67	39	420	5.9

Three-point field goals: 2005-06, 0-0 (---); 2006-07, 0-4 (.000); 2007-08, 0-0 (---); 2008-09, 0-0 (---); 2009-10, 0-1 (.000)

GARY VOCE

Height: 6'9"

Weight: 225

Born: November 24, 1965

(Notre Dame '88)

Signed as a free agent, October 5, 1989.

YEAR	GP	MINS	FGM	FGA	FG%	FTM	FTA	FT%	OR	DR	TR	AST	PF-D	STL	BS	PTS	PPG
1989-90	1	4	1	3	.333	0	0	—	2	0	2	0	0-0	0	0	2	2.0

DWYANE WADE

Height: 6'4"

Weight: 220

Born: January 17, 1982

(Marquette '03)

Signed as a free agent on September 27, 2017.

YEAR	GP	MINS	FGM	FGA	FG%	FTM	FTA	FT%	OR	DR	TR	AST	PF-D	STL	BS	PTS	PPG
2017-18	46	1069	198	435	.455	94	134	.701	39	142	181	163	84-0	42	32	513	11.2

Three-Point Field Goals: 23-70 (.329)

DAJUAN WAGNER

Height: 6'2"

Weight: 200

Born: Feb. 4, 1983

(Memphis '02)

Drafted by Cleveland in first round, 2002 (sixth overall).

YEAR	GP	MINS	FGM	FGA	FG%	FTM	FTA	FT%	OR	DR	TR	AST	PF-D	STL	BS	PTS	PPG
2002-03	47	1385	223	605	.369	128	160	.800	20	62	82	130	107-2	38	7	629	13.4
2003-04	44	708	112	306	.366	32	47	.681	9	49	58	51	89-0	26	7	287	6.5
2004-05	11	102	18	55	.327	3	4	.750	0	2	2	13	15-0	5	0	44	4.0

3 Years 102 2195 353 966 .365 163 211 .773 29 113 142 194 211-2 69 14 960 9.4

Three-Point Field Goals: 2002-03, 55-174 (.316); 2003-04, 31-86 (.360); 2004-05, 5-26 (.192); Total, 91-286 (.318).

DION WAITERS

Height: 6'4"

Weight: 225

Born: December 10, 1991

(Syracuse '12)

Selected by the Cleveland Cavaliers in the first round (4th overall pick) of the 2012 NBA Draft

YEAR	GP	MINS	FGM	FGA	FG%	FTM	FTA	FT%	OR	DR	TR	AST	PF-D	STL	BS	PTS	PPG
2012-13	61	1756	336	815	.412	159	213	.746	22	127	149	183	113-0	59	16	894	14.7
2013-14	70	2072	430	993	.433	161	235	.685	32	163	195	209	153-0	63	17	1113	15.9
2014-15	33	786	138	342	.404	47	60	.778	12	45	57	74	59-0	44	10	345	10.5

3 Years 164 4614 904 2150 .420 367 508 .722 66 335 401 466 325-0 166 43 2352 14.3

Three-Point Field Goals: 2012-13, 63-203 (.310); 2013-14, 92-250 (.368); 2014-15, 22-86 (.256)

CLARENCE FOOTS WALKER

Height: 6'1"

Weight: 170

Born: May 21, 1951

(West Georgia '74)

Drafted by Cleveland in third round, 1974 (38th pick).

YEAR	GP	MINS	FGM	FGA	FG%	FTM	FTA	FT%	OR	DR	TR	AST	PF-D	STL	BS	PTS	PPG
1974-75	72	1070	111	275	.404	80	117	.684	47	99	146	192	126-0	80	7	302	4.2
1975-76	81	1280	143	369	.388	84	108	.778	53	129	182	288	136-0	98	5	370	4.6
1976-77	62	1216	157	349	.450	89	115	.774	55	105	160	254	124-1	83	4	403	6.5
1977-78	81	2496	287	641	.448	159	221	.719	76	218	294	453	218-0	176	24	733	9.0
1978-79	55	1753	208	448	.464	137	175	.783	59	139	198	321	153-0	130	18	553	10.1
1979-80	76	2422	258	568	.454	195	243	.802	78	209	287	607	202-2	155	12	712	9.4

6 Years 427 10237 1164 2650 .439 744 979 .760 368 899 1267 2115 959-3 722 70 3073 7.2

Three-Point Field Goals: 1979-80, 1-9 (.111).

PLAYOFFS

YEAR	GP	MINS	FGM	FGA	FG%	FTM	FTA	FT%	OR	DR	TR	AST	PF-D	STL	BS	PTS	PPG
1976	13	125	11	27	.407	8	10	.800	5	11	16	23	17-0	7	1	30	2.3
1977	3	95	18	37	.486	11	15	.733	4	8	12	20	12-0	4	1	47	15.7
1978	2	70	10	26	.385	5	5	1.000	5	2	7	10	7-0	3	2	25	12.5

3 Years 18 290 39 90 .433 24 30 .800 14 21 35 53 36-0 14 4 102 5.7

BEN WALLACE

Height: 6'9"

Weight: 240

Born: September 10, 1974

(Virginia Union '96)

Acquired along with Joe Smith from the Chicago Bulls and Wally Szczerbiak and Delonte West from the Seattle Supersonics on February 21, 2008. In exchange, the Cavaliers sent Larry Hughes, Drew Gooden, Cedric Simmons, and Shannon Brown to the Bulls and Ira Newble and Donyell Marshall to the Sonics. In addition, Cleveland acquired Chicago's 2009 second round pick and Seattle acquired Adrian Griffin from the Bulls.

YEAR	GP	MINS	FGM	FGA	FG%	FTM	FTA	FT%	OR	DR	TR	AST	PF-D	STL	BS	PTS	PPG
2007-08	22	578	37	81	.457	19	44	.432	59	104	163	13	35-0	19	37	93	4.2
2008-09	56	1317	69	155	.445	27	64	.422	136	226	362	44	82-0	48	75	165	2.9

2 Years 78 1895 106 236 .449 46 108 .426 195 330 525 57 117-0 67 112 258 3.3

PLAYOFFS

YEAR	GP	MINS	FGM	FGA	FG%	FTM	FTA	FT%	OR	DR	TR	AST	PF-D	STL	BS	PTS	PPG
2008	13	304	17	33	.515	7	20	.350	32	52	84	15	26-0	8	14	41	3.2
2009	14	177	8	13	.615	0	6	0.000	18	20	38	4	13-0	4	4	16	1.1

2 Years 27 481 25 46 .543 7 26 .269 50 72 122 19 39-0 12 18 57 2.1

LUKE WALTON

Height: 6'8"

Weight: 235

Born: March 28, 1980

(Arizona '03)

Acquired in a trade from the Los Angeles Lakers on March 15, 2012 along with Jason Kapono and the Lakers 2012 first-round draft pick and the rights to swap the Cavs' least favorable first round pick in the 2013 NBA Draft with the Lakers and cash considerations. In exchange, the Cavaliers sent Ramon Sessions and Christian Eyenga to the Lakers

YEAR	GP	MINS	FGM	FGA	FG%	FTM	FTA	FT%	OR	DR	TR	AST	PF-D	STL	BS	PTS	PPG
2011-12	21	301	18	51	.353	0	0	0.000	7	28	35	30	9-0	3	1	43	2.0
2012-13	50	855	71	181	.392	10	20	.500	38	107	145	166	98-0	42	13	172	3.4
2 years	71	1156	89	232	.384	10	20	.500	45	135	180	196	85-0	45	14	215	3.0

Three-Point Field Goals: 2011-12, 20-67 (.299); 2012-13, 7-16 (.438); Total 27-83 (.325).

CORNELL WARNER

Height: 6'9"

Weight: 220

Born: August 12, 1948

(Jackson State '70)

Signed as a free agent, November 4, 1972.

YEAR	GP	MINS	FGM	FGA	FG%	FTM	FTA	FT%	OR	DR	TR	AST	PF-D	STL	BS	PTS	PPG
1972-73	68	1323	166	404	.411	58	88	.659	—	—	507	66	172-3	—	—	390	5.7
1973-74	5	49	2	13	.154	4	1	1.000	5	12	17	4	7-0	0	2	8	1.6
2 Years	73	1372	168	417	.403	62	92	.674	5	12	524	70	179-3	0	2	398	5.5

JOHN WARREN

Height: 6'3"

Weight: 180

Born: July 7, 1947

(St. John's '69)

Selected from New York in expansion draft, May 11, 1970.

YEAR	GP	MINS	FGM	FGA	FG%	FTM	FTA	FT%	OR	DR	TR	AST	PF-D	STL	BS	PTS	PPG
1970-71	82	2610	380	899	.423	180	217	.829	—	—	344	347	299-13	—	—	940	11.5
1971-72	68	969	144	345	.417	49	58	.845	—	—	133	91	92-0	—	—	337	5.0
1972-73	40	290	54	111	.486	18	19	.947	—	—	42	34	45-0	—	—	126	3.2
1973-74	69	790	132	291	.454	35	41	.854	42	86	128	62	117-1	27	6	299	4.3
4 Years	259	4659	710	1646	.431	282	335	.842	42	86	647	534	553-14	27	6	1702	6.6

BOBBY WASHINGTON

Height: 6'0"

Weight: 175

Born: July 11, 1947

(Eastern Kentucky '69)

Obtained from Milwaukee on waivers, December 12, 1970.

YEAR	GP	MINS	FGM	FGA	FG%	FTM	FTA	FT%	OR	DR	TR	AST	PF-D	STL	BS	PTS	PPG
1970-71	47	823	123	310	.397	104	140	.743	—	—	105	190	105-0	—	—	350	7.4
1971-72	69	967	123	309	.398	104	128	.813	—	—	129	223	135-1	—	—	350	5.1
2 Years	116	1790	246	619	.397	208	268	.776	—	—	234	413	240-1	—	—	700	6.0

RICHARD WASHINGTON

Height: 6'11"

Weight: 225

Born: July 15, 1955

(UCLA '76)

Traded by Dallas with Jerome Whitehead for Bill Robinzine and two first round draft choices (1983 and 1986), October 30, 1980.

YEAR	GP	MINS	FGM	FGA	FG%	FTM	FTA	FT%	OR	DR	TR	AST	PF-D	STL	BS	PTS	PPG
1981-82	69	1505	289	630	.459	102	136	.750	133	236	369	113	246-3	41	54	681	9.9
1982-83	18	313	50	115	.435	9	15	.600	32	43	75	15	51-0	8	2	109	6.1
2 Years	87	1818	339	745	.455	111	151	.735	165	279	444	128	297-3	49	56	790	9.1

Three-Point Field Goals: 1981-82, 1-2 (.500); 1982-83, 0-2 (.000); Total 1-4 (.250).

CLARENCE WEATHERSPOON

Height: 6'7"

Weight: 265

Born: September 8, 1970

(Southern Mississippi '92)

Acquired from the Miami Heat in a three-way trade on August 30, 2000. The Cavs also acquired Chris Gatling from Miami and Gary Grant from the Portland Trail Blazers. Portland received Shawn Kemp from Cleveland, Miami acquired Brian Grant from the Trail Blazers and the Cavs obtained a first-round draft pick and cash considerations to complete the trade.

YEAR	GP	MINS	FGM	FGA	FG%	FTM	FTA	FT%	OR	DR	TR	AST	PF-D	STL	BS	PTS	PPG
2000-01	82	2774	347	692	.501	230	291	.790	223	573	796	103	171-0	85	105	924	11.3

SCOTT WEDMAN

Height: 6'7"

Weight: 215

Born: July 28, 1952

(Colorado '74)

Signed as a free agent, June 2, 1981.

YEAR	GP	MINS	FGM	FGA	FG%	FTM	FTA	FT%	OR	DR	TR	AST	PF-D	STL	BS	PTS	PPG
1981-82	54	1638	260	589	.441	66	90	.733	128	176	304	133	189-4	73	14	591	10.9
1982-83	35	1290	280	583	.480	65	77	.844	69	139	208	86	145-5	23	11	634	18.1
2 Years	89	2928	540	1172	.461	131	167	.784	197	315	512	219	334-9	96	25	1225	13.8

Three-Point Field Goals: 1981-82, 5-23 (.217); 1982-83, 9-22 (.409); Total 14-45 (.311).

JIRI WELSCH

Height: 6'7"

Weight: 208

Born: January 27, 1980

(Czech Republic)

Acquired on Feb. 24, 2005 from the Boston Celtics in exchange for a future first-round draft pick.

YEAR	GP	MINS	FGM	FGA	FG%	FTM	FTA	FT%	OR	DR	TR	AST	PF-D	STL	BS	PTS	PPG
2004-05	16	192	12	51	.235	20	28	.714	6	22	28	19	16-0	5	0	46	2.9

Three-Point Field Goals: 2-11 (.182)

DAVID WESLEY																		
Height: 6'1"			Weight: 205			Born: November 14, 1970										(Baylor '92)		
Signed as a free agent by the Cavaliers on September 5, 2006.																		
YEAR	GP	MINS	FGM	FGA	FG%	FTM	FTA	FT%	OR	DR	TR	AST	PF-D	STL	BS	PTS	PPG	
2006-07	35	352	22	75	.293	20	28	.714	3	32	35	37	32-0	12	4	73	2.1	
Three-Point Field Goals: 2006-07, 9-38 (.237); Total 9-38 (.237).																		

WALT WESLEY																	
Height: 6'11"			Weight: 230			Born: April 25, 1945										(Kansas '66)	
Selected from Chicago in expansion draft, May 11, 1970.																	
YEAR	GP	MINS	FGM	FGA	FG%	FTM	FTA	FT%	OR	DR	TR	AST	PF-D	STL	BS	PTS	PPG
1970-71	82	2425	565	1241	.455	325	473	.687	—	—	713	83	295-5	—	—	1455	17.7
1971-72	82	2185	412	1006	.410	196	291	.674	—	—	711	76	254-4	—	—	1020	12.4
1972-73	12	110	14	47	.298	8	12	.667	—	—	38	7	21-0	—	—	36	3.0
3 Years	176	4720	991	2294	.432	529	776	.682	—	—	1462	166	561-9	—	—	2511	14.3

DELONTE WEST																	
Height: 6'3"			Weight: 190			Born: July 26, 1983										(St. Joseph's '04)	
<i>Acquired along with Wally Szczerbiak from the Sonics and Ben Wallace and Joe Smith from the Chicago Bulls on February 21, 2008. In exchange, the Cavaliers sent Larry Hughes, Drew Gooden, Cedric Simmons, and Shannon Brown to the Bulls and Ira Newble and Donyell Marshall to the Sonics. In addition, Cleveland acquired Chicago's 2009 second round pick and Seattle acquired Adrian Griffin from the Bulls.</i>																	
YEAR	GP	MINS	FGM	FGA	FG%	FTM	FTA	FT%	OR	DR	TR	AST	PF-D	STL	BS	PTS	PPG
2007-08	26	805	99	225	.440	41	52	.878	18	79	97	116	59-1	29	19	268	10.3
2008-09	64	2152	285	624	.457	90	108	.833	31	172	203	226	125-1	94	13	751	11.7
2009-10	60	1500	194	436	.445	115	142	.810	29	140	169	196	86-0	55	28	528	8.8
3 Years	150	4457	578	1285	.450	246	302	.815	78	391	469	538	166-0	178	60	1547	10.3
Three-Point Field Goals: 2007-08, 29-79 (.367); 2008-09, 91-228 (.399); 2009-10, 25-77 (.325); Total 145-384 (.378).																	

PLAYOFFS																	
YEAR	GP	MINS	FGM	FGA	FG%	FTM	FTA	FT%	OR	DR	TR	AST	PF-D	STL	BS	PTS	PPG
2008	13	375	44	110	.400	35	41	.854	8	35	43	54	40-0	15	6	141	10.8
2009	14	155	73	157	.465	35	42	.833	6	43	49	58	28-0	19	7	193	13.8
2010	11	155	28	67	.418	15	16	.938	6	15	21	29	16-0	9	3	74	6.7
3 Years	38	685	145	334	.434	85	99	.859	20	93	113	141	84-0	43	16	408	10.7
Three-Point Field Goals: 2008, 18-42 (.429); 2009, 12-36(.333); 2010 3-19 (.158); Total 33-97 (.340).																	

MARK WEST																	
Height: 6'10"		Weight: 246			Born: November 5, 1960										(Old Dominion '83)		
Signed as a free agent, November 25, 1984. Re-signed as a free agent, August 9, 1996.																	
YEAR	GP	MINS	FGM	FGA	FG%	FTM	FTA	FT%	OR	DR	TR	AST	PF-D	STL	BS	PTS	PPG
1984-85	65	882	106	193	.549	41	85	.482	89	161	250	15	193-7	13	48	253	3.9
1985-86	67	1172	113	209	.541	54	103	.524	97	225	322	20	235-6	27	62	280	4.2
1986-87	78	1333	209	385	.543	89	173	.514	126	213	339	41	229-5	22	81	507	6.5
1987-88	54	1183	182	316	.576	95	153	.621	83	198	281	50	158-2	25	79	459	8.5
1996-97	70	959	100	180	.556	27	56	.482	69	117	186	10	142-0	11	55	227	3.2
5 Years	334	5529	710	1283	.553	306	570	.537	464	914	1378	136	957-20	98	325	1726	5.2
Three-Point Field Goals: 1984-85, 0-1 (.000); 1986-87, 0-2 (.000); Total 0-3 (.000)																	

PLAYOFFS																		
YEAR	GP	MINS	FGM	FGA	FG%	FTM	FTA	FT%	OR	DR	TR	AST	PF-D	STL	BS	PTS	PPG	
1985	4	68	3	5	.600	2	5	.400	5	13	18	4	19-0	2	0	8	2.0	

ENNIS WHATLEY

Height: 6'3"

Weight: 175

Born: August 11, 1962

(Alabama '85)

Traded by Chicago with draft rights to Keith Lee for draft rights to Charles Oakley and Calvin Duncan, June 18, 1985.

YEAR	GP	MINS	FGM	FGA	FG%	FTM	FTA	FT%	OR	DR	TR	AST	PF-D	STL	BS	PTS	PPG
1985-86	8	66	9	19	.474	4	7	.571	2	5	7	13	8-0	5	0	22	2.8

JEROME WHITEHEAD

Height: 6'10"Weight: 220Born: September 30, 1956(Marquette '77)

Traded by Dallas with Richard Washington for Bill Robinson and two first round draft choices (1983 and 1986), October 30, 1980.

YEAR	GP	MINS	FGM	FGA	FG%	FTM	FTA	FT%	OR	DR	TR	AST	PF-D	STL	BS	PTS	PPG
1980-81	3	8	1	3	.333	0	0	—	2	1	3	0	6-0	1	0	2	0.7

LENNY WILKENS

Height: 6'1"		Weight: 185				Born: October 28, 1937										(Providence '60)			
<i>Traded with Barry Clemens by Seattle for Butch Beard, August 23, 1972.</i>																			
4 1972-73	75	2973	572	1275	.449	394	476	.828	—	—	346	628	221-1	—	—	1538	20.5		
1973-74	74	2483	462	994	.465	289	361	.801	80	197	277	522	165-2	97	17	1213	16.4		
2 Years	149	5456	1034	2269	.456	683	837	.816	80	197	623	1150	386-4	97	17	2751	18.5		

ALL-STAR GAME

YEAR	GP	MINS	FGM	FGA	FG%	FTM	FTA	FT%	OR	DR	TR	AST	PF-D	STL	BS	PTS	PPG
1973	1	24	3	8	.375	1	2	.500	—	—	2	1	1-0	—	—	7	7.0

BOBBY WILKERSON

Height: 6'7"		Weight: 200		Born: August 15, 1954										(Indiana '76)			
Signed as a free agent, June 20, 1981.																	
YEAR	GP	MINS	FGM	FGA	FG%	FTM	FTA	FT%	OR	DR	TR	AST	PF-D	STL	BS	PTS	PPG
1981-82	65	1805	284	679	.418	145	185	.784	60	190	250	237	188-3	92	25	716	11.0
1982-83	77	1702	213	511	.417	93	124	.750	62	180	242	189	157-0	68	16	519	6.7
2 Years	142	3507	497	1190	.418	238	309	.770	122	370	492	426	345-3	160	41	1235	8.7
Three-Point Field Goals: 1981-82, 3-18 (.167); 1982-83, 0-4 (.000); Total 3-22 (.136).																	

GERALD WILKINS

Height: 6'6"		Weight: 210			Born: September 11, 1963										(Tennessee-Chattanooga '85)			
Signed as a free agent, October 8, 1992.																		
YEAR	GP	MINS	FGM	FGA	FG%	FTM	FTA	FT%	OR	DR	TR	AST	PF-D	STL	BS	PTS	PPG	
1992-93	80	2079	361	797	.453	152	181	.840	74	140	214	183	154-1	78	18	890	11.1	
1993-94	82	2768	446	975	.457	194	250	.776	106	197	303	255	186-0	105	38	1170	14.3	
1994-95	DID NOT PLAY — INJURED																	
3 Years	162	4847	807	1772	.455	346	431	.803	180	337	517	438	340-1	183	56	2060	12.7	
Three-Point Field Goals: 1992-93, 16-58 (.276); 1993-94, 84-212 (.396); Total 100-270 (.370).																		

PLAYOFFS

YEAR	GP	MINS	FGM	FGA	FG%	FTM	FTA	FT%	OR	DR	TR	AST	PF-D	STL	BS	PTS	PPG
1993	9	236	38	87	.437	13	17	.765	6	10	16	24	16-0	9	2	93	10.3
1994	3	126	20	45	.444	14	16	.875	3	10	13	10	6-0	3	0	61	20.3
2 Years	12	362	58	132	.439	27	33	.818	9	20	29	34	22-0	12	2	154	12.8
Three-Point Field Goals: 1993, 4-12 (.333); 1994, 7-16 (.438); Total 11-28 (.393).																	

MIKE WILKS

Height: 5'10"			Weight: 180			Born: May 7, 1979										(Rice '01)		
<i>Signed as a free agent on October 3, 2005.</i>																		
YEAR	GP	MINS	FGM	FGA	FG%	FTM	FTA	FT%	OR	DR	TR	AST	PF-D	STL	BS	PTS	PPG	
2005-06	37	243	17	59	.288	6	12	.500	6	21	27	18	27-0	8	1	42	1.1	
Three-Point Field Goals: 2-14 (.143).																		

CHUCKIE WILLIAMS

Height: 6'3"			Weight: 180			Born: December 31, 1953										(Kansas State '76)		
<i>Drafted by Cleveland in first round, 1976 (15th pick).</i>																		
YEAR	GP	MINS	FGM	FGA	FG%	FTM	FTA	FT%	OR	DR	TR	AST	PF-D	STL	BS	PTS	PPG	
1976-77	22	65	14	47	.298	9	12	.750	3	1	4	7	0-0	1	0	37	1.7	

DERON WILLIAMS

Height: 6'3"			Weight: 200			Born: June 26, 1984										(Illinois '05)		
Signed as a free agent on Feb. 27, 2017																		
YEAR	GP	MINS	FGM	FGA	FG%	FTM	FTA	FT%	OR	DR	TR	AST	PF-D	STL	BS	PTS	PPG	
2016-17	24	486	68	147	.463	21	25	.840	1	44	45	86	42-0	6	6	179	7.5	
Three-Point Field Goals: 22-53 (.415)																		

PLAYOFFS

YEAR	GP	MIN	FGM	FGA	FG%	FTM	FTA	FT%	OR	DR	TR	AST	PF	STL	BLK	PTS	PPG
2016-17	18	262	28	64	.438	10	11	.909	3	20	23	38	29	10	1	78	4.3
Three-Point Field Goals: 12-31 (.387)																	

DERRICK WILLIAMS

Height: 6'8"

Weight: 245

Born: May 25, 1991

(Arizona '11)

Signed as a free agent on Mar. 4, 2017

YEAR	GP	MINS	FGM	FGA	FG%	FTM	FTA	FT%	OR	DR	TR	AST	PF-D	STL	BS	PTS	PPG
2016-17	25	427	54	107	.505	27	39	.692	3	54	57	14	27-0	5	2	156	6.2

Three-Point Field Goals: 21-52 (.404)

PLAYOFFS

YEAR	GP	MIN	FGM	FGA	FG%	FTM	FTA	FT%	OR	DR	TR	AST	PF	STL	BLK	PTS	PPG
2016-17	8	38	8	15	.533	2	2	1.000	1	2	3	4	0	0	1	21	2.6

Three-Point Field Goals: 3-5 (.600)

ERIC WILLIAMS

Height: 6'8"

Weight: 220

Born: July 17, 1972

(Providence '95)

Acquired along with Tony Battie and Kedrick Brown on December 15, 2003 from the Boston Celtics in exchange for Ricky Davis, Chris Mihm, Michael Stewart and a second-round pick.

YEAR	GP	MINS	FGM	FGA	FG%	FTM	FTA	FT%	OR	DR	TR	AST	PF-D	STL	BS	PTS	PPG
2003-04	50	1373	154	421	.366	137	174	.787	44	147	191	95	128-0	48	8	469	9.4

Three-Point Field Goals: 2003-04, 24-95 (.253).

JAWAD WILLIAMS

Height: 6'9"

Weight: 220

Born: February, 19, 1983

(North Carolina '05)

Signed as a free agent on April 9, 2009.

YEAR	GP	MINS	FGM	FGA	FG%	FTM	FTA	FT%	OR	DR	TR	AST	PF-D	STL	BS	PTS	PPG
2008-09	10	22	5	12	.417	0	0	---	1	1	2	0	2-0	1	0	12	1.2
2009-10	54	742	81	206	.393	32	45	.711	16	67	83	34	73-0	12	5	224	4.1
2010-11	26	391	41	126	.325	9	12	.750	7	41	48	22	34-0	9	3	104	4.0
3 Years	90	1155	127	344	.369	41	57	.719	24	109	133	56	109-0	22	8	340	3.8

Three-Point Field Goals: 2008-09, 2-6 (.333); 2009-10, 30-93 (.323); 2010-11, 13-45 (.289); Total 45-144 (.313).

PLAYOFFS

YEAR	GP	MINS	FGM	FGA	FG%	FTM	FTA	FT%	OR	DR	TR	AST	PF-D	STL	BS	PTS	PPG
2010	3	4	0	2	.000	0	0	---	0	0	0	0	1-0	0	0	0	0.0

Three-Point Field Goals: 2010, 0-2 (.000)

JOHN WILLIAMS

Height: 6'11"

Weight: 245

Born: August 9, 1962

(Tulane '85)

Drafted by Cleveland in second round, 1985 (45th pick). Signed a contract with the Cavs, June 16, 1986.

YEAR	GP	MINS	FGM	FGA	FG%	FTM	FTA	FT%	OR	DR	TR	AST	PF-D	STL	BS	PTS	PPG
1986-87	80	2714	435	897	.485	298	400	.745	222	407	629	154	197-0	58	167	1168	14.6
1987-88	77	2106	316	663	.477	211	279	.756	159	347	506	103	203-2	61	145	843	10.9
1988-89	82	2125	356	700	.509	235	314	.748	173	304	477	108	188-1	77	134	948	11.6
1989-90	82	2776	528	1070	.493	325	440	.739	220	443	663	168	214-2	86	167	1381	16.8
1990-91	43	1293	199	430	.463	107	164	.652	111	179	290	100	126-2	36	69	505	11.7
1991-92	80	2432	341	678	.503	270	359	.752	228	379	607	196	191-2	60	182	952	11.9
1992-93	67	2055	263	560	.470	212	296	.716	127	288	415	152	171-2	48	105	738	11.0
1993-94	76	2660	394	825	.478	252	346	.728	207	368	575	193	219-3	78	130	1040	13.7
1994-95	74	2641	366	810	.452	196	286	.685	173	334	507	192	211-2	83	101	929	12.6
9 Years	661	20802	3198	6633	.482	2106	2884	.730	1620	3049	4669	1366	1720-16	587	1200	8504	12.9

Three-Point Field Goals: 1986-87, 0-1 (.000); 1987-88, 0-1 (.000); 1988-89 1-4 (.250); 1990-91, 0-1 (.000); 1991-92, 0-4 (.000); 1994-95, 1-5 (.200); Total 2-16 (.125).

PLAYOFFS

YEAR	GP	MINS	FGM	FGA	FG%	FTM	FTA	FT%	OR	DR	TR	AST	PF-D	STL	BS	PTS	PPG
1988	5	133	20	40	.500	6	13	.462	13	16	29	4	13-0	3	7	46	9.2
1989	5	161	21	45	.467	13	18	.722	7	27	34	10	12-0	2	7	55	11.0
1990	5	174	39	70	.557	17	22	.773	14	32	46	11	23-1	2	5	95	19.0
1992	17	567	84	154	.545	87	109	.798	50	80	130	42	58-2	24	17	255	15.0
1993	9	237	30	75	.400	21	28	.750	12	29	41	17	26-1	5	14	81	9.0
1995	4	144	12	42	.286	3	8	.375	3	22	25	11	11-0	9	3	27	6.8
6 Years	45	1416	206	426	.484	147	198	.742	99	206	305	95	143-4	45	53	559	12.4

Three-Point Field Goals: 1995, 0-1 (.000).

KEVIN WILLIAMS

Height: 6'3"

Weight: 175

Born: September 11, 1961

(St. John's '83)

Signed as a free agent, December 20, 1984.

YEAR	GP	MINS	FGM	FGA	FG%	FTM	FTA	FT%	OR	DR	TR	AST	PF-D	STL	BS	PTS	PPG
1984-85	46	413	58	134	.433	47	64	.734	19	44	63	61	86-1	22	4	163	3.5

Three-Point Field Goals: 0-5 (.000).

PLAYOFFS

YEAR	GP	MINS	FGM	FGA	FG%	FTM	FTA	FT%	OR	DR	TR	AST	PF-D	STL	BS	PTS	PPG
1985	2	7	1	2	.500	0	0	---	0	0	0	1	1-0	0	0	2	1.0

MO WILLIAMS

Height: 6'1"

Weight: 185

Born: December 19, 1982

(Alabama '03)

Acquired from the Milwaukee Bucks on Aug. 13, 2008. In exchange, the Cavaliers sent Joe Smith to Oklahoma City and Damon Jones to Milwaukee.
Re-signed with Cleveland on July 10, 2015.

YEAR	GP	MIN	FGM	FGA	FG%	FTM	FTA	FT%	OR	DR	TR	AST	PF-D	STL	BLK	PTS	PPG
2008-09	81	2834	525	1126	.466	208	228	.912	47	232	279	329	215-1	69	9	1443	17.8
2009-10	69	2359	378	855	.442	177	198	.894	28	178	206	368	170-1	70	21	1092	15.8
2010-11	36	1065	178	462	.385	85	102	.833	15	82	97	257	91-0	33	10	477	13.3
2015-16	41	748	132	302	.437	38	42	.905	6	66	72	98	60-0	14	5	388	9.5
2016-17	0	0	0	0	-	0	0	-	0	0	0	0	0-0	0	0	0	0.0
5 Years	227	7006	1213	2745	.442	508	570	.891	96	558	654	1052	536-2	186	45	3400	15.0
Three-point field goals: 2008-09, 183-420 (.436); 2009-10, 159-371 (.429); 2010-11, 36-136 (.265); 2015-16, 36-102 (.353); 2016-17, 0-0 (---); Totals, 414-1029 (.402)																	

PLAYOFFS

YEAR	GP	MIN	FGM	FGA	FG%	FTM	FTA	FT%	OR	DR	TR	AST	PF	STL	BLK	PTS	PPG
2008-09	14	541	80	196	.408	33	43	.767	9	36	45	58	43	10	1	228	16.3
2009-10	11	411	52	127	.409	37	46	.804	3	31	34	59	35	6	2	158	14.4
2015-16	13	68	8	28	.286	1	2	.500	0	6	6	3	8	4	0	20	1.5
3 Years	38	1020	140	351	.399	71	91	.780	12	73	85	120	86	20	3	406	10.7

ALL-STAR GAME

YEAR	GP	MIN	FGM	FGA	FG%	FTM	FTA	FT%	OR	DR	TR	AST	PF-D	STL	BLK	PTS	PPG
2009	1	17	5	10	.500	0	0	---	1	1	2	5	0-0	0	0	12	12.0

REGGIE WILLIAMS

Height: 6'7"

Weight: 185

Born: March 5, 1964

(Georgetown '87)

Traded by L.A. Clippers with the rights to Danny Ferry for Ron Harper, the Cavs' first round draft picks in 1990 and 1992, and the Cavs second round pick in 1991, November 16, 1989.

YEAR	GP	MIN	FGM	FGA	FG%	FTM	FTA	FT%	OR	DR	TR	AST	PF-D	STL	BS	PTS	PPG
1989-90	32	542	91	239	.381	30	41	.732	17	43	60	38	79-2	22	10	218	6.8
Three-Point Field Goals: 6-27 (.222).																	

SCOTT WILLIAMS

Height: 6'10"

Weight: 260

Born: March 21, 1968

(North Carolina '90)

Signed as a free agent on September 28, 2004.

YEAR	GP	MIN	FGM	FGA	FG%	FTM	FTA	FT%	OR	DR	TR	AST	PF-D	STL	BS	PTS	PPG
2004-05	19	152	12	41	.293	9	11	.818	15	15	30	8	30-0	4	6	33	1.7
Three-Point Field Goals: 0-1 (.000)																	

BILL WILLOUGHBY

Height: 6'8"

Weight: 205

Born: May 20, 1957

(High School — Englewood, NJ '75)

Signed as a free agent, September 12, 1979.

YEAR	GP	MIN	FGM	FGA	FG%	FTM	FTA	FT%	OR	DR	TR	AST	PF-D	STL	BS	PTS	PPG
1979-80	78	1447	219	457	.479	96	127	.756	122	207	329	72	189-0	32	62	535	6.9
Three-Point Field Goals: 1-9 (.111).																	

MIKE WILSON

Height: 6'3"

Weight: 175

Born: September 15, 1959

(Marquette '82)

Drafted by Cleveland in third round, 1982 (47th pick). Claimed off waivers, November 16, 1984.

YEAR	GP	MIN	FGM	FGA	FG%	FTM	FTA	FT%	OR	DR	TR	AST	PF-D	STL	BS	PTS	PPG
1984-85	11	175	27	54	.500	23	30	.767	10	8	18	24	14-0	10	3	77	7.0

LUKE WITTE

Height: 7'0"

Weight: 230

Born: October 19, 1950

(Ohio State '73)

Drafted by Cleveland in fourth round, 1973 (57th pick).

YEAR	GP	MIN	FGM	FGA	FG%	FTM	FTA	FT%	OR	DR	TR	AST	PF-D	STL	BS	PTS	PPG
1973-74	57	728	105	243	.432	46	62	.742	80	147	227	41	91-0	8	22	256	4.5
1974-75	39	271	33	96	.344	19	31	.613	38	54	92	15	42-0	4	22	85	2.2
1975-76	22	99	11	32	.344	9	15	.600	9	29	38	4	14-0	1	1	31	1.4
3 Years	118	1098	149	371	.402	74	108	.685	127	230	357	60	147-0	13	45	372	3.2

PLAYOFFS

YEAR	GP	MIN	FGM	FGA	FG%	FTM	FTA	FT%	OR	DR	TR	AST	PF-D	STL	BS	PTS	PPG
1976	7	28	6	11	.545	4	4	1.000	4	5	9	4	4-0	0	0	16	2.3

MIKE WOODSON

Height: 6'5"

Weight: 198

Born: March 24, 1958

(Indiana '80)

Signed as a free agent, December 13, 1990.

YEAR	GP	MINS	FGM	FGA	FG%	FTM	FTA	FT%	OR	DR	TR	AST	PF-D	STL	BS	PTS	PPG
1990-91	4	46	5	23	.217	1	1	1.000	1	1	2	5	7-0	0	1	11	2.8

Three-Point Field Goals: 0-1 (.000).

LORENZEN WRIGHT

Height: 6'11"

Weight: 255

Born: November 4, 1975

(Memphis '96)

Signed as a free agent on September 5, 2008.

YEAR	GP	MINS	FGM	FGA	FG%	FTM	FTA	FT%	OR	DR	TR	AST	PF-D	STL	BS	PTS	PPG
2008-09	17	125	10	27	.370	3	8	.375	7	18	25	3	17-0	4	5	23	1.4

TYLER ZELLER

Height: 7'0"

Weight: 253

Born: January 17, 1990

(North Carolina '12)

Acquired in a trade along with guard/forward Kelenna Azubuike from the Dallas Mavericks in exchange for the 24th, 33rd and 34th overall picks of the 2012 NBA Draft on July 28th 2012.

YEAR	GP	MINS	FGM	FGA	FG%	FTM	FTA	FT%	OR	DR	TR	AST	PF-D	STL	BS	PTS	PPG
2012-13	77	2033	245	559	.438	120	157	.764	159	279	438	96	251-5	35	70	610	7.9
2013-14	70	1049	156	290	.538	87	121	.719	103	179	282	36	137-1	18	38	399	5.7
2 Years	147	3082	401	849	.472	207	278	.745	262	458	720	132	388-6	53	108	1009	6.9

Three-Point Field Goals: 2012-13, 0-4 (.000); 2013-14, 0-1 (.000)

ANTE ZIZIC

Height: 6'10"

Weight: 254

Born: January 4, 1997

(Turkey '16)

Acquired along with Isaiah Thomas, Jae Crowder and the Brooklyn Nets' 2018 unprotected first round pick from the Boston Celtics in exchange for Kyrie Irving on August 22, 2017.

YEAR	GP	MIN	FGM	FGA	FG%	FTM	FTA	FT%	OR	DR	TR	AST	PF-D	STL	BLK	PTS	PPG
2017-18	32	214	49	67	.731	21	29	.724	24	36	60	5	30-0	2	13	119	3.7
2018-19	59	1082	183	331	.553	93	132	.705	108	212	320	53	113-1	13	22	459	7.8
2019-20	22	221	41	27	.569	14	19	.737	18	48	66	6	27-0	7	5	96	4.4
3 Years	113	1517	273	470	.581	128	180	.711	150	296	446	64	170-1	22	40	674	6.0

PLAYOFFS

YEAR	GP	MIN	FGM	FGA	FG%	FTM	FTA	FT%	OR	DR	TR	AST	PF-D	STL	BLK	PTS	PPG
2018	8	23	5	10	.500	3	6	.500	1	5	6	1	2-0	0	1	13	1.6



Cavaliers History

Kevin Love, who has made the third-most three-pointers in Cavaliers history (783), finished the 2019-20 season with a team-best 146 three-pointers, including a stretch of 14 consecutive games (Jan. 18-Feb. 26) with multiple three-pointers, the longest such streak in franchise history.

1970-71

Season Highlights

Final Record: 15-67

Finished: 4th Place in Division

Head Coach: Bill Fitch

Opened inaugural season at Buffalo on Oct. 14...hosted first home game on Oct. 28 at Cleveland Arena in front of 6,144...claimed first victory on Nov. 12 at Portland with 105-103 win...Walt Wesley scored a then franchise-high 50 points versus Cincinnati on Feb. 19...two days later, Wesley had first 20-20 game in franchise history with 30 points and 21 rebounds on Feb. 21 at Portland...won back-to-back games on three occasions (Dec. 26-27, Jan. 25-27 and Jan. 31 – Feb. 2)...John Johnson named first All-Star in franchise history.

Final Statistics

1970-71 PLAYER	G	MIN	Field Goals			Free Throws			REB	AST	PF	DQ	PTS	AVG
			FGM	FGA	PCT	FTM	FTA	PCT						
Wesley	82	2425	565	1241	.455	325	473	.687	713	83	295	5	1455	17.7
Johnson	67	2310	435	1032	.422	240	298	.805	453	323	251	3	1110	16.6
Smith	77	2332	495	1106	.448	178	234	.761	429	258	175	4	1168	15.2
McLemore	58	1839	254	654	.388	170	220	.773	463	176	169	1	678	11.7
Warren	82	2610	380	899	.423	180	217	.829	344	347	299	13	940	11.5
Sorenson	79	1940	353	794	.445	184	229	.803	486	163	181	3	890	11.3
Rackley	74	1434	219	470	.466	121	190	.637	394	66	186	3	559	7.6
Washington	47	823	123	310	.397	104	140	.743	105	190	105	0	350	7.4
Chappell	6	86	15	38	.395	11	14	.786	18	1	9	0	41	6.8
Lewis	79	1852	179	484	.370	109	152	.717	206	244	176	1	467	5.9
Cooke	73	725	134	341	.393	48	59	.814	114	93	135	2	316	4.3
Egan	26	410	40	98	.408	25	28	.893	32	58	31	0	105	4.0
Anderson	23	171	19	59	.322	41	60	.683	37	16	22	1	79	3.4
Freeman (Tot)	52	382	69	134	.515	29	40	.725	106	35	67	0	167	3.2
Freeman (Cle)	11	47	7	12	.583	1	2	.500	8	4	4	0	15	1.4
Mikan	53	536	62	186	.333	34	55	.618	139	41	56	1	158	3.0
Suiter	30	140	19	54	.352	4	9	.444	41	2	20	0	42	1.4
Cavaliers	82	19680	3299	7778	.424	1775	2380	.746	3982	2065	2114	37	8373	102.1
Opponents	82	19680	3476	7480	.465	2337	3024	.773	4175	2307	1899	15	9289	113.3

Season Leaders (min. 50 games)

Scoring Leaders			Rebounding Leaders			Assist Leaders		
1	Walt Wesley	17.7 ppg	1	Walt Wesley	8.7 rpg	1	John Johnson	4.8 apg
2	John Johnson	16.6 ppg	2	McCoy McLemore	8.0 rpg	2	John Warren	4.2 apg
3	Bingo Smith	15.2 ppg	3	John Johnson	6.8 rpg	3	Bingo Smith	3.4 apg



1970-71 Top Row (Left to Right): Bill Fitch (Head Coach/Director of Player Personnel), Jim Lessig (Assistant Coach/Chief Scout), Dave Sorenson, Luther Rackley, Walt Wesley, Gary Suiter, McCoy McLemore, Larry Mikan, Cliff Anderson, Ron Culp (Trainer)
Bottom Row (Left to Right): Joe Cooke, John Warren, Bob Lewis, Nick Mileti (President/General Manager), John Egan, John Johnson, Bobby "Bingo" Smith

1970-71

Cleveland Cavaliers Results

Date	Opponent	W/L	Cle	Opp	Record	Cavaliers High Scorer	Opponent High Scorer	Attend.
10/14	@ Buffalo	L	92	107	0-1	Smith 21	May 24	7,129
10/16	@ Portland	L	112	115	0-2	Warren 23	Barnett 31	4,273
10/17	@ San Francisco	L	108	128	0-3	Rackley 26	Lucas 30	4,894
10/20	@ Portland	L	98	120	0-4	McLemore 17	Ellis/Petrie 21	2,709
10/22	@ San Diego	L	110	140	0-5	Warren 23	Hayes 40	4,246
10/23	@ Phoenix	L	104	108	0-6	Rackley 22	Hawkins 27	7,822
10/25	@ Los Angeles	L	96	123	0-7	Johnson 17	Chamberlin 24	9,119
10/28	San Diego	L	99	110	0-8	Johnson/Smith 19	Hayes 40	6,144
10/30	Cincinnati	L	110	125	0-9	Warren 24	Van Lier 23	3,199
11/1	Atlanta	L	107	131	0-10	Johnson 24	Hudson 43	3,533
11/2	@ Philadelphia	L	87	141	0-11	Johnson 20	Clark 21	3,022
11/4	Milwaukee	L	108	110	0-12	Johnson 27	Abdul-Jabbar 53	3,575
11/7	@ Buffalo	L	91	103	0-13	Wesley 27	Kauffman 24	2,803
11/8	Seattle	L	105	111	0-14	Warren 27	Snyder 30	2,448
11/10	@ San Francisco	L	74	109	0-15	Warren 21	Williams 22	2,061
11/12	@ Portland	W	105	103	1-15	Wesley 21	Barnett 27	2,173
11/13	@ Seattle	L	91	111	1-16	McLemore 18	Snyder 26	6,961
11/14	@ Portland	L	116	126	1-17	Johnson 30	Barnett 29	4,592
11/16	@ Baltimore	L	86	98	1-18	Wesley 28	Gu. Johnson 33	2,211
11/18	Baltimore	L	98	111	1-19	Smith 26	Loughery 20	2,476
11/20	@ Boston	L	112	116	1-20	Johnson 27	Cowens 29	6,491
11/21	@ New York	L	94	102	1-21	Wesley 36	Barnett 24	19,279
11/22	Phoenix	L	99	114	1-22	Wesley 20	Hawkins 29	2,405
11/25	San Francisco	L	99	108	1-23	Johnson 24	Mullins 25	2,360
11/27	Portland	L	102	111	1-24	Wesley 24	Barnett 20	3,021
11/28	@ Cincinnati	L	86	105	1-25	Wesley 24	Van Arsdale 20	2,614
11/29	Detroit	L	99	120	1-26	Wesley 23	Bing 27	2,342
12/4	Boston	L	107	118	1-27	Wesley 20	Havlicek 39	3,221
12/6	Buffalo	W	108	106	2-27	Wesley 33	Kauffman 40	2,002
12/9	Portland	L	102	109	2-28	Wesley/Johnson 22	Barnett/Petrie 25	2,022
12/11	@ Milwaukee	L	92	134	2-29	Wesley 18	Abdul-Jabbar 34	9,449
12/12	@ Cincinnati	L	95	114	2-30	Wesley 27	Van Lier 26	1,833
12/13	San Diego	L	95	118	2-31	Johnson 18	Hayes 40	2,288
12/15	@ New York	L	92	110	2-32	Wesley 20	Frazier 25	13,301
12/16	New York	L	84	108	2-33	Johnson 21	Frazier 22	3,556
12/18	@ Buffalo	L	94	113	2-34	Johnson 19	Davis/Kauffman 19	1,768
12/19	Buffalo	W	123	112	3-34	Sorenson 34	Gilliam 28	3,632
12/20	Chicago	L	103	116	3-35	Warren 15	Walker 24	2,466
12/22	@ Chicago	L	80	121	3-36	McLemore/Sorenson 17	Love 22	6,850
12/25	@ Cincinnati	L	100	117	3-37	Sorenson 20	Van Lier/Van Arsdale 23	2,713
12/26	Buffalo	W	120	107	4-37	Johnson 33	May 28	2,332
12/27	Philadelphia	W	114	101	5-37	Sorenson 21	Clark/Cunningham 25	2,282
12/29	Milwaukee	L	97	119	5-38	Johnson 22	Abdul-Jabbar/Dandridge 73	7,682
12/31	@ Atlanta	L	85	119	5-39	Wesley 23	Maravich 32	5,429
1/1	Baltimore	L	105	128	5-40	Smith 18	Marin/Monroe 22	2,369
1/2	@ Milwaukee	L	73	118	5-41	Sorenson 17	Abdul-Jabbar 27	10,746
1/4	Portland	L	106	119	5-42	Wesley 22	Petrie 39	1,737
1/6	New York	L	94	127	5-43	Rackley 19	Russell 18	3,436
1/7	Los Angeles	L	105	110	5-44	Smith 23	Hairston 25	3,845
1/9	Buffalo	W	111	89	6-44	Wesley 19	Garrett 17	4,196
1/14	@ Detroit	L	106	108	6-45	Wesley 24	Bing 34	1,966
1/16	@ Philadelphia	L	96	115	6-46	Wesley/Smith 14	Greer 29	8,051
1/19	Buffalo @ Syracuse	W	111	79	7-46	Johnson 24	Davis 16	1,471
1/24	@ Boston	L	110	121	7-47	Johnson 29	Havlicek 36	3,563
1/25	Boston	W	117	116	8-47	Smith 31	Havlicek 29	3,323
1/27	Portland	W	118	104	9-47	Wesley 23	Petrie 29	1,823
1/29	@ Atlanta	L	111	119	9-48	Warren 24	Maravich 38	7,192
1/31	Buffalo	W	117	108	10-48	Smith 24	Bryant 19	4,880
2/2	Buffalo @ Syracuse	W	101	91	11-48	Warren 22	May 34	1,373
2/3	Seattle	L	95	98	11-49	Smith 25	Wilkins 30	2,515
2/5	@ San Diego	L	105	116	11-50	Sorenson 25	Hayes 32	4,486
2/6	@ Phoenix	L	91	119	11-51	Rackley 16	Weitzel/ Walk 22	5,812
2/7	@ Portland	L	103	112	11-52	Smith 28	Petrie 24	7,743
2/9	Los Angeles	L	111	116	11-53	Sorenson 30	Goodrich 42	3,161
2/12	Phoenix	L	105	114	11-54	Wesley 28	Van Arsdale 24	4,297
2/13	Buffalo	L	106	111	11-55	Johnson/Sorenson 25	May 35	1,857
2/14	@ Chicago	L	83	108	11-56	Johnson 26	Sloan 26	10,386
2/17	Chicago	L	104	109	11-57	Johnson 30	Walker 32	8,429
2/19	Cincinnati	W	125	109	12-57	Wesley 50	Robinson 32	3,896
2/21	@ Portland	L	105	120	12-58	Wesley 30	Petrie 38	6,037
2/24	@ Seattle	L	101	123	12-59	Smith 19	Snyder 24	5,631
2/28	@ Los Angeles	L	90	107	12-60	Sorenson 15	West 24	17,017
3/6	@ Buffalo	L	109	120	12-61	Sorenson 23	May 25	4,814
3/7	@ Detroit	W	104	100	13-61	Smith 23	Bing 30	8,647
3/9	Philadelphia	L	113	124	13-62	Smith 22	Cunningham 23	2,916
3/12	Atlanta	L	107	119	13-63	Wesley 23	Maravich 28	8,341
3/14	Cincinnati	L	103	115	13-64	Wesley 24	Van Arsdale 31	3,261
3/16	San Francisco	W	108	103	14-64	Smith 37	Mullins 34	2,436
3/17	@ Baltimore	L	109	113	14-65	Wesley 33	Monroe 32	3,616
3/20	Detroit	W	114	103	15-65	Wesley 33	Mueller 23	4,336
3/21	Portland	L	110	113	15-66	Smith 29	Petrie 23	3,790
3/23	Portland	L	112	114	15-67	Wesley 35	Petrie 37	6,422

1971-72

Season Highlights

Final Record: 23-59

Finished: 4th Place in Division

Head Coach: Bill Fitch

Selected Austin Carr with first overall pick in 1971 NBA Draft...won a season-high five consecutive games from Nov. 23 to Dec. 1...John Johnson and Butch Beard named All-Stars (Johnson for second consecutive season)...first sellout in franchise history at Cleveland Arena on Jan. 5 against Los Angeles as 11,178 packed the 11,000-capacity arena...Carr named to the All-Rookie Team...Rick Roberson became first Cavalier to average a double-double (13.1 points and 12.7 rebounds).

Final Statistics

1971-72	Field Goals			Free Throws											
PLAYER	G	MIN	FGM	FGA	PCT	FTM	FTA	PCT	REB	AST	PF	DQ	PTS	AVG	
Carr	43	1539	381	894	.426	149	196	.760	150	148	99	0	911	21.2	
Johnson	82	3041	557	1286	.433	277	353	.785	631	415	268	2	1391	17.0	
Beard	68	2434	394	849	.464	260	342	.760	276	456	213	2	1048	15.4	
Smith	82	2734	527	1190	.443	178	224	.795	502	247	222	3	1232	15.0	
Roberson	63	2207	304	688	.442	215	366	.587	801	109	251	7	823	13.1	
Wesley	82	2185	412	1006	.410	196	291	.674	711	76	245	4	1020	12.4	
Davis	61	1144	229	569	.402	142	169	.840	92	123	143	3	600	9.8	
Sorenson	76	1162	213	475	.448	106	136	.779	301	81	120	1	532	7.0	
Washington	69	967	123	309	.398	104	128	.813	129	223	135	1	350	5.1	
Warren	68	969	144	345	.417	49	58	.845	133	91	92	0	337	5.0	
Patterson	65	775	94	263	.357	23	46	.500	228	54	80	0	211	3.2	
Howard	48	426	50	131	.382	39	51	.765	108	27	50	0	139	2.9	
Rackley	9	65	11	25	.440	1	4	.250	21	3	3	0	23	2.6	
Ridgle	32	107	19	44	.432	19	26	.731	15	7	15	0	57	1.8	
Cavaliers	82	19755	3458	8074	.428	1758	2390	.736	4098	2060	1936	23	8674	105.8	
Opponents	82	19755	3653	7537	.485	1994	2611	.764	4034	2322	1937	24	9300	113.4	

Season Leaders (min. 50 games)

Scoring Leaders			Rebounding Leaders			Assist Leaders		
1	John Johnson	17.0 ppg	1	Rick Roberson	12.7 rpg	1	Butch Beard	6.7 app
2	Butch Beard	15.4 ppg	2	Walt Wesley	8.7 rpg	2	John Johnson	5.1 app
3	Bingo Smith	15.0 ppg	3	John Johnson	7.7 rpg	3	Bobby Washington	3.2 app



1971-72 Top Row (Left to Right): Jimmy Rodgers (Assistant Coach), Jackie Ridgle, Steve Patterson, Greg Howard, Walt Wesley, Rick Roberson, Dave Sorenson, John Warren, Bobby Washington, Ron Culp (Trainer)
Bottom Row (Left to Right): Bobby "Bingo" Smith, John Johnson, Butch Beard, Nick Mileti (President/General Manager), Bill Fitch (Head Coach/Director of Player Personnel), Austin Carr, Charlie Davis

1971-72

Cleveland Cavaliers Results

Date	Opponent	W/L	Cle	Opp	Record	Cavaliers High Scorer	Opponent High Scorer	Attend.
10/15	Buffalo (OT)	L	109	111	0-1	Johnson 22	Hazzard 35	4,290
10/16	@ Buffalo	W	93	89	1-1	Smith 26	Kauffman 24	5,417
10/17	New York (OT)	L	120	121	1-2	Wesley 34	Reed 28	5,417
10/19	@ Milwaukee	L	82	116	1-3	Smith 26	Abdul-Jabbar 24	10,746
10/20	Golden State	L	98	115	1-4	Smith 23	Russell 29	2,552
10/23	Baltimore@College Park	W	109	101	2-4	Davis 27	Marin 31	3,027
10/24	Philadelphia	L	93	111	2-5	Johnson 16	Greer 28	2,482
10/27	@ Philadelphia	L	106	120	2-6	Davis 30	Cunningham 31	11,574
10/29	Atlanta	L	97	98	2-7	Johnson 22	May 28	3,442
10/31	Milwaukee	L	102	118	2-8	Johnson 19	Abdul-Jabbar 35	4,456
11/5	Phoenix	L	87	107	2-9	Washington 19	Haskins 24	3,307
11/7	Portland	W	120	99	3-9	Smith 26	McCarter 13	2,941
11/11	@ Seattle	L	91	110	3-10	Smith 21	Haywood 20	5,808
11/12	@ Portland	W	106	104	4-10	Robertson 21	Schlueter 18	5,921
11/14	@ Phoenix	L	105	119	4-11	Davis 21	Van Arsdale 21	5,336
11/16	@ Los Angeles	L	90	108	4-12	Smith 16	West 25	10,475
11/19	@ Portland	L	105	118	4-13	Wesley 32	McKenzie 31	5,862
11/21	Boston	L	105	128	4-14	Beard 21	Havlicek 36	4,075
11/23	Baltimore	W	104	102	5-14	Johnson 25	Clark 30	2,697
11/26	Cincinnati	W	128	114	6-14	Carr 30	Archibald/Fox 33	6,219
11/27	@ Atlanta	W	103	95	7-14	Carr/Robertson 17	Washington 22	5,101
11/28	Philadelphia	W	124	120	8-14	Carr 31	Bridges 25	4,572
12/1	Houston	W	116	106	9-14	Beard 21	Murphy/Lantz 24	5,239
12/3	@ Buffalo	L	90	91	9-15	Davis/Beard 18	Kauffman 23	12,285
12/5	Seattle	L	91	99	9-16	Beard 22	Wilkins 27	5,029
12/7	@ Chicago	L	99	115	9-17	Johnson 25	Love 40	7,951
12/8	@ Boston	L	107	126	9-18	Sorenson 19	Havlicek 28	3,346
12/10	Detroit	W	112	111	10-18	Beard 24	Lanier 35	3,466
12/11	@ Cincinnati	L	95	103	10-19	Robertson/Beard 21	Archibald 26	2,196
12/12	New York	L	92	103	10-20	Johnson 20	Frazier 30	6,328
12/14	@ Baltimore	W	88	85	11-20	Johnson/Robertson/Smith 18	Clark 24	2,967
12/17	Boston	L	109	115	11-21	Beard 24	Havlicek 25	3,081
12/18	@ New York	L	84	104	11-22	Beard 17	Frazier 25	19,440
12/19	Chicago	L	101	119	11-23	Smith 23	Love 36	3,476
12/22	@ Detroit	L	94	104	11-24	Beard/Johnson 20	Lanier 34	3,096
12/23	Atlanta	W	115	110	12-24	Beard/Wesley 30	Bellamy 21	4,562
12/26	Baltimore	W	108	102	13-24	Johnson 40	Unseld 22	4,048
12/28	Portland	W	112	111	14-24	Johnson 29	Petrie 26	4,818
12/29	Philadelphia @ Hershey	W	103	102	15-24	Johnson 37	Rule 25	7,391
1/2	Philadelphia	L	119	148	15-25	Smith 28	Cunningham 38	4,031
1/5	Los Angeles	L	103	113	15-26	Smith 25	McMillan 29	11,178
1/7	@ Seattle	L	111	125	15-27	Wesley 34	Haywood 48	8,169
1/8	@ Portland	L	102	125	15-28	Beard 16	Petrie 22	5,142
1/11	@ Golden State	L	92	101	15-29	Beard 18	Mullins/Russell 24	2,012
1/14	@ Phoenix	L	107	117	15-30	Smith 21	Walk 24	8,279
1/15	@ Houston	L	109	112	15-31	Johnson 20	Hayes 30	2,482
1/16	Cincinnati @ Los Cruz	L	108	128	15-32	Johnson/Warren 24	Archibald 41	3,980
1/21	@ Milwaukee	L	91	120	15-33	Smith 19	Abdul-Jabbar 29	10,061
1/22	@ Cincinnati	L	96	113	15-34	Johnson 21	Archibald 36	2,597
1/25	Golden State	L	111	117	15-35	Carr 23	Russell 35	9,979
1/26	@ Boston	W	112	108	16-35	Beard 23	Havlicek 27	3,016
1/29	Cincinnati	L	118	120	16-36	Johnson 28	Archibald 36	4,222
1/30	Buffalo	L	98	99	16-37	Carr 23	Hazzard 26	3,422
2/1	@ Buffalo	W	104	99	17-37	Carr 19	Hazzard 26	5,167
2/2	@ Detroit	L	108	133	17-38	Carr 22	Bing 33	2,141
2/4	Seattle	L	112	118	17-39	Carr 28	Wilkins 25	3,038
2/5	@ Atlanta	L	117	120	17-40	Johnson 29	Maravich 50	6,281
2/6	Buffalo	L	108	121	17-41	Beard 26	Hazzard 38	2,449
2/8	@ Chicago	L	90	114	17-42	Carr 19	Love 30	8,618
2/9	Milwaukee	L	121	126	17-43	Wesley 23	Abdul-Jabbar 53	6,303
2/12	@ New York	L	91	106	17-44	Carr 30	Bradley 23	19,588
2/13	Detroit	L	121	136	17-45	Carr 27	Bing 38	5,131
2/16	@ Philadelphia	L	116	126	17-46	Carr 30	Rule 31	6,111
2/18	Cincinnati	W	133	109	18-46	Carr 36	Archibald 31	4,625
2/19	@ Cincinnati	L	92	112	18-47	Robertson 15	Williams 33	2,730
2/20	New York	W	111	109	19-47	Carr 25	DeBusschere 28	8,877
2/23	Boston	L	111	113	19-48	Smith 29	Havlicek 33	4,437
2/25	Portland	W	113	104	20-48	Carr 32	Petrie 29	6,181
2/27	Phoenix	L	125	127	20-49	Johnson/Robertson 26	Layton 37	6,889
3/1	@ Boston	L	105	115	20-50	Carr 27	Havlicek 31	5,611
3/4	@ Houston	W	130	123	21-50	Carr 27	Lantz 31	3,101
3/7	@ Golden State	L	112	119	21-51	Robertson 23	Thurmond 30	3,266
3/10	@ Los Angeles	L	98	132	21-52	Beard 20	Goodrich 30	14,861
3/12	@ Atlanta	L	114	135	21-53	Johnson/Robertson 23	Hudson 31	4,915
3/14	@ Baltimore (OT)	W	127	118	22-53	Carr 33	Clark 31	5,136
3/16	Baltimore	L	101	105	22-54	Carr/Smith 26	Clark 24	4,355
3/18	Chicago	L	91	109	22-55	Carr 24	Van Lier 22	5,561
3/19	Atlanta	L	105	115	22-56	Carr/Wesley 22	Gilliam 30	8,049
3/22	Los Angeles	W	124	120	23-56	Robertson 29	Goodrich/West 31	10,819
3/24	Houston	L	119	127	23-57	Johnson 31	Tomjanovich 35	7,787
3/25	@ New York	L	83	98	23-58	Carr 23	Frazier 23	19,588
3/26	Cincinnati	L	122	135	23-59	Beard 24	Archibald 45	10,289

1972-73

Season Highlights

Final Record: 32-50

Finished: 4th Place in Division

Head Coach: Bill Fitch

Acquired Lenny Wilkens and Barry Clemens from Seattle for Butch Beard on Aug. 23....increased win total for second consecutive season (15 to 23 to 32)...won six consecutive games from March 13 to March 21...finished season with 20 home victories for the first time...Dwight Davis named to NBA All-Rookie Team...Wilkens named an All-Star in first season as a Cavalier, finishing second in the league in assists per game (8.4).

Final Statistics

1972-73		Field Goals				Free Throws				REB	AST	PF	DQ	PTS	AVG
PLAYER	G	MIN	FGM	FGA	PCT	FTM	FTA	PCT							
Carr	82	3097	702	1575	.446	281	342	.822	369	279	185	1	1685	20.5	
Wilkens	75	2973	572	1275	.449	394	476	.828	346	628	221	2	1538	20.5	
Johnson	82	2815	492	1143	.430	199	271	.734	552	309	246	3	1183	14.4	
Roberson	62	2127	307	709	.433	167	290	.576	693	134	249	5	781	12.6	
D.Davis	81	2151	293	748	.392	176	222	.793	563	118	297	5	762	9.4	
Smith	73	1068	268	603	.444	64	81	.790	199	108	80	0	600	8.2	
C.Davis	6	86	20	41	.488	4	7	.571	5	10	20	1	44	7.3	
Clemens	72	1119	209	405	.516	53	68	.779	211	115	136	0	471	6.5	
Clemons	80	1392	192	423	.454	75	101	.743	167	205	108	0	459	5.7	
Warner (Tot)	72	1370	174	421	.413	59	90	.656	522	72	178	3	407	5.7	
Warner (Cle)	68	1323	166	404	.411	58	88	.659	507	66	172	3	390	5.7	
Warren	40	290	54	111	.486	18	19	.947	42	34	45	0	126	3.2	
Wesley	12	110	14	47	.298	8	12	.667	38	7	21	0	36	3.0	
Patterson	62	710	71	198	.359	34	65	.523	228	51	79	1	176	2.8	
Rule (Tot)	52	452	60	158	.380	20	31	.645	108	38	68	0	140	2.7	
Rule (Cle)	49	440	60	157	.382	20	31	.645	106	37	66	0	140	2.9	
Sorenson	10	129	11	45	.244	5	11	.455	37	5	16	0	27	2.7	
Cavaliers	82	19830	3431	7884	.435	1556	2084	.747	4063	2106	1941	21	8418	102.7	
Opponents	82	19830	3465	7673	.452	1707	2230	.765	4115	2311	1932	25	8637	105.3	

Season Leaders (min. 50 games)

Scoring Leaders			Rebounding Leaders			Assist Leaders		
1	Austin Carr	20.5 ppg	1	Rick Roberson	11.2 rpg	1	Lenny Wilkens	8.4 apg
2	Lenny Wilkens	20.5 ppg	2	Cornell Warner	7.3 rpg	2	John Johnson	3.8 apg
3	John Johnson	14.4 ppg	3	Dwight Davis	7.0 rpg	3	Austin Carr	3.4 apg



1972-73 Top Row (Left to Right): Jimmy Rodgers (Assistant Coach), Bob Lewis, Dave Sorenson, Dwight Davis, Walt Wesley, Rick Roberson, Steven Patterson, Barry Clemens, Ron Culp (Trainer)
Bottom Row (Left to Right): John Johnson, John Warren, Lenny Wilkens, Nick Miletic (President/General Manager), Bill Fitch (Head Coach), Austin Carr, Jimmy Clemons, Bobby "Bingo" Smith

1972-73

Cleveland Cavaliers Results

Date	Opponent	W/L	Cle	Opp	Record	Cavaliers High Scorer	Opponent High Scorer	Attend.
10/10	Baltimore	L	90	102	0-1	Johnson 24	Rinaldi 26	4,106
10/13	Houston	L	108	109	0-2	Carr 40	Tomjanovich 21	2,469
10/15	Los Angeles	L	83	95	0-3	Carr 26	West 31	5,131
10/20	New York	L	89	92	0-4	Carr 22	Frazier 33	4,599
10/21	@ Detroit	L	96	103	0-5	Roberson 21	Bing 28	2,577
10/22	Milwaukee	L	84	104	0-6	Carr/C.Davis/Johnson 14	Dandridge 27	4,876
10/24	@ New York	L	90	123	0-7	Carr 15	Frazier 22	16,449
10/25	@ Philadelphia	W	113	108	1-7	Carr 35	Carter 39	7,486
10/27	@ Boston	L	97	123	1-8	Wilkins 23	White 20	8,114
10/29	Kansas City	W	115	97	2-8	Carr 22	Archibald 35	2,822
10/31	Philadelphia	W	126	116	3-8	Wilkins/Smith 27	Block 21	2,318
11/3	Buffalo	W	124	97	4-8	Carr 26	Kauffman 19	2,786
11/4	Baltimore @ College Park	L	98	108	4-9	Carr 22	Riordan 25	7,820
11/5	Phoenix	L	106	107	4-10	Wilkins 29	Van Arsdale 28	3,624
11/8	@ Phoenix	L	99	107	4-11	Carr 26	Scott 34	7,264
11/10	@ Los Angeles	L	88	118	4-12	Wilkins 16	West 27	15,858
11/12	@ Seattle	W	113	107	5-12	Wilkins/Carr 22	Haywood 28	13,174
11/14	@ Portland	L	91	100	5-13	D.Davis 21	Wicks 27	6,654
11/17	@ Kansas City	L	96	115	5-14	Johnson 26	Archibald 40	5,067
11/19	Atlanta	W	109	98	6-14	Carr 26	Hudson 28	5,265
11/21	Seattle	W	98	88	7-14	Carr 31	Haywood 32	2,684
11/25	@ Buffalo	W	103	90	8-14	Wilkins 20	Garrett 19	9,099
11/26	Portland	L	102	105	8-15	Wilkins 29	Petrie 27	3,944
11/28	@ New York	L	84	107	8-16	Wilkins 22	Frazier 19	16,551
12/1	Detroit	L	113	114	8-17	Carr 29	Bing 37	2,997
12/3	Seattle (OT)	W	105	103	9-17	Carr 30	Haywood 29	2,957
12/5	Baltimore	L	100	103	9-18	Carr 31	Hayes 27	2,147
12/8	Boston	L	87	96	9-19	Carr 20	Cowens 25	4,691
12/9	@ Boston	L	88	123	9-20	Carr 27	Havlicek 23	13,071
12/10	Golden State	L	100	103	9-21	Carr 26	Barry 36	3,641
12/12	@ Kansas City	L	99	100	9-22	Carr 27	Archibald 41	2,487
12/15	@ Milwaukee	L	82	98	9-23	D. Davis 17	Dandridge 18	7,428
12/16	@ Atlanta	L	94	100	9-24	Carr/Johnson 21	Hudson 26	6,431
12/17	Houston	L	109	110	9-25	Johnson 30	Marin 35	6,626
12/22	New York	L	87	98	9-26	Carr 27	DeBusschere 24	3,624
12/26	Atlanta	W	115	96	10-26	Carr 26	Hudson 27	5,593
12/28	@ Golden State	L	105	118	10-27	Wilkins 25	Barry 35	4,426
12/29	@ Seattle	L	91	99	10-28	Carr 20	Haywood 31	12,738
1/2	Phoenix	W	111	88	11-28	Carr 20	Hawkins 19	2,850
1/3	@ Baltimore	L	80	89	11-29	Roberson 17	Hayes 26	2,493
1/6	Los Angeles	W	108	93	12-29	Wilkins 36	McMillian 27	5,771
1/7	Houston	W	102	97	13-29	Wilkins 24	Marin/Walker 22	2,954
1/9	@ Buffalo	L	102	106	13-30	Wilkins 23	McAdoo/E. Smith 22	3,187
1/12	Philadelphia @ Pitt. (2OT)	W	113	109	14-30	Wilkins 27	Carter 40	4,682
1/13	@ Houston	W	123	115	15-30	Carr 25	Murphy 20	2,450
1/16	@ Golden State	W	100	98	16-30	Wilkins 22	Russell 24	2,713
1/19	@ Houston	W	108	104	17-30	Johnson 28	Newlin 24	3,154
1/20	@ Atlanta	L	84	96	17-31	Carr 16	Gilliam 24	6,517
1/26	Philadelphia	W	105	100	18-31	Wilkins 28	Carter 25	3,561
1/28	Baltimore	L	93	102	18-32	Wilkins 22	Hayes 25	3,987
1/30	Milwaukee	W	112	98	19-32	D.Davis 23	Abdul-Jabbar 28	5,103
1/31	@ Boston	L	89	94	19-33	Johnson 22	Chaney 26	4,868
2/3	@ New York	L	90	95	19-34	Wilkins 20	DeBusschere 21	19,694
2/4	New York	L	97	114	19-35	Wilkins 23	Frazier 28	11,044
2/6	Boston	W	110	105	20-35	Wilkins 31	Nelson 30	4,023
2/8	@ Atlanta (OT)	W	136	132	21-35	Carr 38	Hudson 38	4,535
2/9	Chicago	L	97	103	21-36	Carr 26	Love 44	6,993
2/11	Atlanta	L	107	115	21-37	Carr 26	Hudson 34	6,872
2/13	Golden State	L	90	103	21-38	Carr 21	Barry 36	3,217
2/16	@ Chicago	L	92	100	21-39	Carr 23	Love 27	7,334
2/17	@ Detroit	W	106	104	22-39	Carr 23	Lanier 38	3,130
2/18	Buffalo	W	122	98	23-39	Carr 26	Kauffman 20	4,437
2/20	Milwaukee @ Madison	L	100	118	23-40	Wilkins 20	Abdul-Jabbar/Robertson 28	6,487
2/23	Portland	W	121	102	24-40	Carr 26	Petrie 22	3,328
2/25	Boston	L	92	105	24-41	Wilkins 23	Cowens 22	10,409
2/27	@ Baltimore	L	95	99	24-42	Wilkins 24	Hayes/Chenier 26	2,295
3/2	@ Portland	L	92	106	24-43	Wilkins 32	Wicks 29	10,537
3/4	@ Los Angeles	L	84	127	24-44	Carr 18	Goodrich 32	16,367
3/6	@ Phoenix	L	102	110	24-45	Wilkins 26	Walk 26	5,236
3/7	Houston @ San Antonio	W	118	100	25-45	Johnson 22	Tomjanovich 25	4,523
3/10	@ Houston	L	116	131	25-46	Carr 26	Tomjanovich 34	3,386
3/13	Atlanta	W	115	107	26-46	Carr 28	Maravich 31	4,427
3/16	Kansas City	W	114	99	27-46	Smith 21	Archibald 36	6,228
3/17	@ Buffalo	W	114	97	28-46	Carr/Roberson 18	E.Smith 21	10,732
3/18	Buffalo	W	102	101	29-46	Wilkins 21	Kauffman 21	3,263
3/20	Philadelphia	W	131	105	30-46	Carr 25	Boyd 21	2,481
3/21	@ Philadelphia	W	112	109	31-46	Carr 24	Van Arsdale 22	2,389
3/23	Baltimore	L	104	106	31-47	Wilkins 25	Clark 33	6,112
3/24	@ Baltimore (OT)	L	116	120	31-48	Carr 31	Love 28	6,499
3/25	Chicago	W	112	105	32-48	Wilkins 26	Love 29	5,907
3/27	@ Chicago	L	105	121	32-49	Johnson/Wilkins 18	Walker 30	8,768
3/28	Detroit (OT)	L	119	131	32-50	Carr 27	Bing 34	6,610

1973-74

Season Highlights

Final Record: 29-53

Finished: 4th Place in Division

Head Coach: Bill Fitch

Won final game in Cleveland Arena against New York in front of 8,829 on March 24...Austin Carr is named an All-Star and averaged a then-franchise-best 21.9 points per game...Lenny Wilkens finished third in the league in assists per game (7.1).

Final Statistics

1973-74	Field Goals					Free Throws			Rebounds												
PLAYER	G	MIN	FGM	FGA	PCT	FTM	FTA	PCT	OFF	DEF	REB	AST	PF	DQ	STL	BLK	PTS	AVG	HI		
Carr	81	3100	748	1682	.445	279	326	.856	139	150	289	305	189	2	92	14	1775	21.9	39		
Wilkens	74	2483	462	994	.465	289	361	.801	80	197	277	522	165	2	97	17	1213	16.4	34		
Smith	82	2612	536	1179	.455	139	169	.822	134	301	435	198	242	4	89	30	1211	14.8	34		
D. Davis	76	2477	376	862	.436	197	274	.719	174	470	644	186	291	6	63	74	949	12.5	25		
Patterson	76	1910	262	599	.437	69	112	.616	223	396	619	165	193	3	48	58	593	7.8	22		
Rule	26	540	76	192	.396	34	46	.739	43	60	103	47	71	0	12	10	186	7.2	22		
Clemons	81	1642	236	545	.433	93	133	.699	63	167	230	227	152	1	61	17	565	7.0	21		
Brewer	82	1862	210	548	.383	80	123	.650	207	317	524	149	192	1	46	35	500	6.1	18		
Clemens	71	913	163	346	.471	62	73	.849	42	124	166	80	136	2	36	2	388	5.5	18		
Foster	58	649	112	288	.389	54	64	.844	43	65	108	62	79	0	19	6	278	4.8	21		
Witte	57	728	105	243	.432	46	62	.742	80	147	227	41	91	0	8	22	256	4.5	17		
Warren	69	790	132	291	.454	35	41	.854	42	86	128	62	117	1	27	6	299	4.3	24		
Warner	5	49	2	13	.154	4	4	1.000	5	12	17	4	7	0	0	2	8	1.6	4		
Cavalliers	82	19755	3420	7782	.439	1381	1788	.772	1275	2492	3767	2048	1925	22	598	293	8221	100.3	125		
Opponents	82	19755	3440	7342	.469	1696	2163	.784	1137	2802	3939	2120	1853	27	630	343	8576	104.6	130		

Season Leaders (min. 50 games)

Scoring Leaders

1	Austin Carr	21.9 ppg
2	Lenny Wilkens	16.4 ppg
3	Bingo Smith	14.8 ppg

Rebounding Leaders

1	Dwight Davis	8.5 rpg
2	Steve Patterson	8.1 rpg
3	Jim Brewer	6.4 rpg

Assist Leaders

1	Lenny Wilkens	7.1 apg
2	Austin Carr	3.8 apg
3	Jim Clemons	2.8 apg



1973-74 Top Row (Left to Right): Jimmy Rodgers (Assistant Coach/Chief Scout), Dwight Davis, Bob Rule, Luke Witte, Cornell Warner, Steve Patterson, Jim Brewer, Ron Culp (Trainer)
Bottom Row (Left to Right): Bobby "Bingo" Smith, Jim Clemons, Austin Carr, Bill Fitch (Head Coach/General Manager), Nick Mileti (President), Lenny Wilkens, Bary Clemens, John Warren

1973-74

Cleveland Cavaliers Results

Date	Opponent	W/L	Cle	Opp	Record	Cavaliers High Scorer	Opponent High Scorer	Attend.
10/12	Houston	L	99	106	0-1	Carr 24	Tomjanovich 22	3,624
10/14	Detroit	L	83	95	0-2	Davis 18	Lanier 20	2,855
10/19	New York	L	90	92	0-3	Carr 28	DeBusschere 24	5,102
10/20	@ Milwaukee	L	88	101	0-4	Carr 24	Abdul-Jabbar 33	8,837
10/23	Portland	W	103	96	1-4	Wilkins 30	Wicks 22	2,437
10/26	Buffalo @ Toronto	L	97	104	1-5	Davis 19	McMillian 36	7,187
10/27	Buffalo	L	101	111	1-6	Carr 27	Heard 23	4,313
10/28	Boston	W	102	99	2-6	Carr 31	Havlicek 25	2,808
10/31	@ Boston	L	110	128	2-7	Carr 26	Cowens/White 21	4,509
11/2	Milwaukee	L	100	118	2-8	Carr 16	Abdul-Jabbar 35	5,361
11/3	@ Chicago	L	94	105	2-9	Carr 26	Walker 32	5,733
11/4	Atlanta	L	110	115	2-10	Carr 31	Hudson 40	3,567
11/6	Los Angeles	W	115	96	3-10	Smith 22	West 21	3,124
11/9	Houston	W	111	106	4-10	Smith 23	Tomjanovich 37	9,149
11/10	@ New York	L	90	100	4-11	Carr 23	Frazier 24	18,999
11/11	Kansas City	L	93	103	4-12	Carr 27	Walker 27	2,802
11/13	@ Golden State	L	115	128	4-13	Carr 23	Barry 43	2,194
11/16	@ Seattle	L	93	117	4-14	Carr 26	Haywood 32	11,770
11/18	@ Los Angeles	L	100	102	4-15	Carr 24	Goodrich 30	13,205
11/22	@ Houston	W	104	96	5-15	Carr 27	Tomjanovich 28	1,762
11/23	@ Houston	W	85	83	6-15	Smith 20	Murphy 16	3,653
11/25	Boston	L	101	107	6-16	Carr 26	Havlicek 25	4,941
11/27	Seattle	W	120	118	7-16	Smith 34	Haywood 34	3,357
11/28	@ Detroit	W	96	91	8-16	Smith 23	Bing/Lanier 23	2,601
11/30	Philadelphia	W	112	110	9-16	Carr 34	Van Arsdale 29	2,566
12/1	@ New York	L	99	119	9-17	Wilkins 24	Jackson 30	18,922
12/2	Houston	L	104	130	9-18	Foster 18	Tomjanovich/Murphy 31	2,354
12/5	@ Philadelphia	W	89	75	10-18	Carr 26	Jones 16	4,230
12/7	Chicago	L	91	96	10-19	Carr 18	Sloan 19	2,868
12/9	Phoenix	L	106	117	10-20	Carr 26	Scott 31	3,042
12/11	Los Angeles (OT)	W	101	100	11-20	Carr 24	West 32	3,341
12/14	Buffalo	L	98	102	11-21	Warren 24	McAdoo 27	2,593
12/18	@ Buffalo	L	93	100	11-22	Carr 24	Heard/McAdoo 22	10,224
12/19	@ Kansas City	L	92	106	11-23	Carr/Clemons 21	Kojis 24	6,047
12/21	Seattle	W	101	96	12-23	Carr 30	Snyder 35	2,173
12/22	@ Atlanta	W	108	98	13-23	Carr 39	Maravich 25	5,602
12/23	Houston	W	99	91	14-23	Davis 23	Murphy 17	3,074
12/26	@ Milwaukee	L	110	123	14-24	Carr 29	Abdul-Jabbar 38	9,986
12/27	Kansas City	L	100	110	14-25	Carr 24	Williams/Walker 26	5,417
12/29	Boston @ Providence	L	92	111	14-26	Clemons 18	Havlicek 19	6,263
12/30	Atlanta	L	94	99	14-27	Carr 28	Maravich 29	6,442
1/4	Capital	L	91	94	14-28	Carr 22	Hayes 31	3,431
1/5	@ Atlanta	L	86	99	14-29	Carr 15	Hudson 31	7,370
1/9	@ Philadelphia	L	86	90	14-30	Davis 16	Mix 24	2,545
1/11	Detroit	L	96	106	14-31	Carr 25	Rowe 28	4,208
1/12	@ Detroit (OT)	W	117	112	15-31	Carr 27	Lanier 32	5,644
1/13	Philadelphia	W	96	94	16-31	Carr 26	Boyd/Carter 24	3,477
1/17	@ Capital	L	86	101	16-32	Carr 22	Chenier 26	8,217
1/19	@ Kansas City	L	108	111	16-33	Carr 31	Walker 22	5,538
1/22	@ Los Angeles (OT)	W	111	110	17-33	Wilkins 24	Priest 24	13,856
1/23	@ Phoenix	L	103	110	17-34	Smith 20	Scott 25	5,017
1/25	@ Portland	W	87	84	18-34	Smith 20	Wicks 31	8,484
1/26	@ Golden State	L	93	106	18-35	Smith 22	Barry 37	4,687
1/29	Atlanta	W	118	111	19-35	Smith 27	Maravich 33	4,543
1/30	@ Boston	L	108	120	19-36	Wilkins 24	White 27	5,970
2/1	Capital	L	99	107	19-37	Carr 28	Chenier 38	3,735
2/2	@ New York	L	87	103	19-38	Carr 18	Frazier 21	19,694
2/3	Chicago	L	94	108	19-39	Patterson 17	Sloan 25	3,406
2/5	Milwaukee	L	87	102	19-40	Wilkins 18	Abdul-Jabbar 33	5,291
2/8	@ Houston	L	106	120	19-41	Carr 22	Tomjanovich 39	4,237
2/9	@ Atlanta	L	90	99	19-42	Carr 24	Maravich 29	5,534
2/10	Buffalo	W	125	121	20-42	Carr 35	McAdoo 33	2,997
2/12	Capital	L	99	107	20-43	Wilkins 22	Porter 27	3,549
2/16	@ Portland	W	106	101	21-43	Patterson 22	Wicks 22	5,583
2/17	@ Seattle	L	97	106	21-44	Wilkins 25	Brown 24	14,078
2/19	Golden State	L	98	104	21-45	Carr 34	Russell 37	2,946
2/21	Golden State	L	103	122	21-46	Carr 26	Barry/G. Johnson 23	1,641
2/22	New York	L	110	117	21-47	Carr 32	Frazier 25	7,781
2/23	@ Capital	W	104	101	22-47	Carr 28	Hayes 35	9,247
2/24	Phoenix	W	101	97	23-47	Wilkins 19	Walk 22	3,288
3/1	@ Philadelphia	W	110	93	24-47	Carr 28	Erickson 22	3,852
3/3	@ Capital	L	93	98	24-48	Carr 24	Van Arsdale 25	5,072
3/9	@ Phoenix	L	100	109	24-49	Carr 16	Hayes 25	6,153
3/10	@ Houston	L	108	113	24-50	Carr 32	Van Arsdale 26	2,054
3/12	Atlanta	W	95	84	25-50	Carr/Smith 24	Tomjanovich 28	4,514
3/15	Boston	W	104	103	26-50	Wilkins 24	Maravich 19	7,304
3/16	@ Buffalo	L	105	114	26-51	Wilkins 18	Havlicek 28	18,000
3/17	Philadelphia	W	115	99	27-51	Carr 31	Smith 30	2,891
3/19	Portland	W	107	103	28-51	Smith 24	Van Arsdale 23	3,379
3/20	@ Capital	L	91	101	28-52	Wilkins 26	Petrie 34	7,943
3/24	New York	W	114	92	29-52	Wilkins 22	Hayes 34	8,829
3/26	@ Chicago	L	98	104	29-53	Carr/Smith 22	DeBusschere 20	5,327

1974-75

Season Highlights

Final Record: 40-42

Finished: 3rd Place in Division

Head Coach: Bill Fitch

Jim Chones was acquired on May 17 for a future draft choice in a trade with Los Angeles...Cleveland opened Richfield Coliseum against the Boston Celtics, drawing 13,184 spectators...Cavaliers won 40 games for the 1st time in franchise history...Bingo Smith scored 41 points in a win at Washington on Nov. 6, becoming the second Cavalier to score 40 or more points in a game...over 20,000 (20,239) fans attended the home season finale against New York, marking the biggest crowd the Cavaliers had played in front of at that point in franchise history (home or road) and their 1st 20,000+ crowd.

Final Statistics

1974-75		Field Goals					Free Throws		Rebounds										
PLAYER	G	MIN	FGM	FGA	PCT	FTM	FTA	PCT	OFF	DEF	REB	AST	PF	DQ	STL	BLK	PTS	AVG	HI
Smith	82	2636	585	1212	.483	132	160	.825	108	299	407	229	227	1	80	26	1302	15.9	41
Chones	72	2427	446	916	.487	152	224	.679	156	521	677	132	247	5	49	120	1044	14.5	28
Carr	41	1081	252	538	.468	89	106	.840	51	56	107	154	57	0	48	2	593	14.5	34
Snyder	82	2590	498	988	.504	165	195	.846	37	201	238	281	226	3	69	43	1161	14.2	30
Clemons	74	2691	369	768	.480	144	181	.796	97	232	329	381	194	0	84	21	882	11.9	29
Davis	78	1964	295	666	.443	176	245	.718	108	356	464	150	254	3	45	39	766	9.8	24
Brewer	82	1991	291	639	.455	103	159	.648	205	304	509	128	150	2	77	43	685	8.4	26
Foster	73	1136	217	521	.417	69	97	.711	56	54	110	103	130	1	22	2	503	6.9	23
Russell	68	754	150	365	.411	124	165	.752	43	109	152	45	100	0	21	3	424	6.2	18
Patterson	81	1269	161	387	.416	48	73	.658	112	217	329	93	128	1	21	20	370	4.6	23
Walker	72	1070	111	275	.404	80	117	.684	47	99	146	192	126	0	80	7	302	4.2	18
Witte	39	271	33	96	.344	19	31	.613	38	54	92	15	42	0	4	22	85	2.2	9
Cavaliers	82	19880	3408	7371	.462	1301	1753	.742	1058	2502	3560	1903	1881	16	600	348	8117	99.0	129
Opponents	82	19880	3263	7243	.451	1621	2102	.771	1235	2694	3929	1746	1932	26	711	277	8147	99.4	130

Season Leaders (min. 50 games)

Scoring Leaders			Rebounding Leaders			Assist Leaders		
1	Bingo Smith	15.9 ppg	1	Jim Chones	9.4 rpg	1	Jim Clemons	5.1 apg
2	Jim Chones	14.5 ppg	2	Jim Brewer	6.2 rpg	2	Dick Snyder	3.4 apg
3	Dick Snyder	14.2 ppg	3	Dwight Davis	5.9 rpg	3	Bingo Smith	2.8 apg



1974-75 Top Row (Left to Right): Charlie Strasser (Trainer), Jimmy Rodgers (Assistant Coach/Chief Scout), Fred Foster, Jim Brewer, Jim Chones, Luke Witte, Steve Patterson, Dwight Davis, Michael "Campy" Russell, Stephen Zayac, Jr. (Operations Manager)
Bottom Row (Left to Right): Dick Snyder, Austin Carr, Bill Fitch (Head Coach/General Manager), Nick Mileti (President), Bobby "Bingo" Smith, Jim Clemons, Clarence "Foots" Walker

1974-75

Cleveland Cavaliers Results

Date	Opponent	W/L	Cle	Opp	Record	Cavaliers High Scorer	Opponent High Scorer	Attend.
10/18	@ Portland (4 OT)	L	129	131	0-1	Carr 34	Johnson/Wicks 29	11,409
10/19	@ Golden State	L	110	113	0-2	Carr 23	Barry 48	4,402
10/20	@ Seattle	L	93	100	0-3	Carr 33	Brown 31	10,241
10/23	@ Boston	W	108	107	1-3	Carr 28	White 28	7,158
10/24	@ Atlanta	W	116	97	2-3	Carr 25	Drew 25	4,147
10/26	@ New Orleans	W	90	88	3-3	Carr 23	Barnett 30	3,425
10/29	Boston	L	92	107	3-4	Smith 20	White 24	13,184
10/31	Detroit	W	118	101	4-4	Carr 33	Lanier 41	5,484
11/3	Phoenix	W	104	101	5-4	Carr 27	Erickson 19	7,354
11/6	@ Washington	W	107	99	6-4	Smith 41	Unself 21	5,110
11/12	@ Buffalo	L	94	112	6-5	Carr 28	McAdoo 32	7,664
11/14	@ New York	L	89	94	6-6	Snyder 20	Monroe 26	15,337
11/16	@ Milwaukee	W	92	89	7-6	Carr 23	Dandridge 21	10,938
11/19	@ Houston	L	85	94	7-7	Smith 16	Newlin 24	2,164
11/21	Golden State	W	106	74	8-7	Carr 26	Barry 23	5,811
11/23	New Orleans	W	121	100	9-7	Smith 25	Barnett/Nelson 18	7,864
11/24	@ Kansas City	L	94	109	9-8	Carr 18	Archibald 27	4,555
11/26	Seattle	W	102	94	10-8	Carr 24	Haywood 29	4,537
11/28	Philadelphia	W	110	103	11-8	Carr 32	Cunningham/Mix 24	6,455
12/3	Houston	W	97	91	12-8	Davis 18	Abdul-Aziz 21	2,971
12/5	Kansas City	W	124	91	13-8	Davis 23	Behagen 19	4,493
12/6	@ Detroit	L	91	117	13-9	Chones 18	Bing 24	4,763
12/8	Washington	L	75	88	13-10	Clemons/Snyder 14	Chenier 24	8,148
12/11	@ Seattle	W	97	95	14-10	Chones/Snyder 18	Clark 22	10,033
12/13	@ Phoenix	L	84	85	14-11	Chones 22	Scott 34	5,756
12/17	@ Los Angeles	W	119	106	15-11	Clemons 29	Goodrich 35	10,009
12/19	Buffalo	W	106	104	16-11	Davis 20	McAdoo 49	6,876
12/21	Chicago	L	74	87	16-12	Chones 22	Love 28	6,871
12/23	New Orleans	W	95	79	17-12	Smith 15	Maravich 24	7,867
12/26	Los Angeles	L	89	99	17-13	Chones 28	Allen/Goodrich 28	12,526
12/29	Atlanta	W	110	103	18-13	Chones 25	Henderson 27	6,670
12/30	@ Washington	L	90	103	18-14	Clemons 16	Riordan 27	8,101
1/3	Houston	W	95	83	19-14	Smith 20	Tomjanovich 22	7,015
1/4	@ New York	L	102	103	19-15	Chones 27	Frazier 24	19,694
1/5	Phoenix	W	97	86	20-15	Smith/Snyder 25	Awtrey/Melchionni 15	6,831
1/7	@ Atlanta (OT)	L	112	113	20-16	Clemons 20	Henderson 30	2,973
1/10	@ Buffalo	L	100	104	20-17	Snyder 26	McAdoo 33	10,875
1/11	Milwaukee	L	81	91	20-18	Foster 17	Abdul-Jabbar 32	14,310
1/16	Portland	W	89	81	21-18	Snyder 29	Petrie 17	8,579
1/18	@ Philadelphia	W	108	106	22-18	Clemons/Davis 24	Cunningham 31	6,103
1/19	@ Detroit	L	98	100	22-19	Patterson 23	Mengelt 23	5,990
1/21	Washington	L	88	97	22-20	Smith 22	Riordan 22	4,718
1/23	New York	L	89	100	22-21	Snyder 30	P-Jackson 29	9,251
1/25	@ Washington	L	92	94	22-22	Snyder 19	Chenier 25	7,178
1/26	Seattle	L	93	96	22-23	Snyder 18	Burleson/Brown 21	4,219
1/28	@ Chicago	L	97	125	22-24	Davis 22	Love 37	5,210
1/30	Buffalo	L	91	97	22-25	Snyder 16	McAdoo 37	8,046
1/31	@ Boston	L	99	121	22-26	Smith 32	White 24	15,320
2/1	Atlanta (OT)	W	112	109	23-26	Smith 30	Henderson 32	4,831
2/2	Detroit	W	116	96	24-26	Clemons 22	Lanier 29	5,144
2/4	@ Atlanta	L	97	111	24-27	Snyder 24	Henderson 27	2,758
2/6	Portland	W	98	90	25-27	Chones 26	Petrie/Wicks 25	6,243
2/8	Kansas City (OT)	W	92	91	26-27	Snyder 25	Archibald 32	4,761
2/11	New Orleans	W	100	86	27-27	Smith 29	Maravich 18	3,788
2/12	@ Philadelphia	W	105	102	28-27	Smith 28	Cunningham 24	3,773
2/13	Golden State	W	96	93	29-27	Clemons 23	Barry/Wicks 20	9,062
2/14	@ Milwaukee	L	105	112	29-28	Smith 25	Abdul-Jabbar 32	10,938
2/16	Houston	W	100	95	30-28	Snyder 21	Murphy 33	9,082
2/18	Milwaukee	L	93	104	30-29	Chones 16	Brokaw 24	13,852
2/20	Washington	W	106	95	31-29	Clemons 17	Chenier 29	6,728
2/23	Atlanta (OT)	W	111	105	32-29	Foster 19	Van Arsdale 30	8,777
2/25	@ Houston	L	87	114	32-30	Smith 20	Tomjanovich 39	4,723
2/26	@ Phoenix	L	96	108	32-31	Snyder 22	Scott 24	5,447
2/28	@ Los Angeles	L	105	109	32-32	Davis 21	Allen 27	11,203
3/1	@ Golden State	L	95	110	32-33	Foster 18	Barry 23	7,632
3/4	@ Portland	L	98	117	32-34	Russell 15	Wicks 24	9,431
3/7	@ Houston	L	86	93	32-35	Chones 22	Murphy 23	8,876
3/9	@ New Orleans	L	86	90	32-36	Chones 15	Maravich 26	5,031
3/11	New Orleans	W	123	114	33-36	Smith 28	Maravich 23	5,369
3/13	Los Angeles	W	104	85	34-36	Foster 20	Russell 23	4,735
3/15	Philadelphia	L	88	96	34-37	Smith 23	Carter 36	13,897
3/16	@ New Orleans	W	113	111	35-37	Brewer 26	James 24	3,824
3/18	Washington	W	112	98	36-37	Smith/Snyder 23	Riordan 20	6,823
3/20	Chicago	W	87	83	37-37	Chones 22	Walker 31	7,491
3/22	@ Washington	L	97	100	37-38	Chones 18	Hayes 28	8,471
3/23	Houston	W	101	95	38-38	Brewer 18	Tomjanovich 30	14,769
3/25	Boston	L	84	89	38-39	Chones 18	Cowens 25	18,911
3/27	@ Chicago	W	86	83	39-39	Chones 16	Walker 18	10,031
3/28	@ Houston	L	105	112	39-40	Chones 20	Murphy 28	10,518
3/29	@ Atlanta	L	97	103	39-41	Brewer 19	Henderson 25	4,542
4/3	New York	W	100	95	40-41	Snyder 22	Monroe 21	20,239
4/6	@ Kansas City	L	94	95	40-42	Chones 23	Archibald 33	8,895

1975-76

Season Highlights

Final Record: 49-33

Finished: 1st Place in Division

Head Coach: Bill Fitch

Cleveland made the playoffs for the 1st time...The season was known as "The Miracle of Richfield"...the Cavaliers defeated Washington in the First Round of the NBA Playoffs, 4-3 before losing to Boston in six games in the conference finals...team went on a seven-game winning streak (Dec. 11 to Dec. 21) and an eight-game winning streak (Feb. 6 to Feb. 22) during season...Bill Fitch named NBA Coach of the Year...Jim Brewer and Jimmy Clemens were named to the NBA's All-Defensive team (both second team)...won 20 games on the road for the first time.

Final Statistics

1975-76 PLAYER	G	MIN	Field Goals			Free Throws			Rebounds			AST	PF	DQ	STL	BLK	PTS	AVG	HI
			FGM	FGA	PCT	FTM	FTA	PCT	OFF	DEF	REB								
Chones	82	2741	563	1258	.448	172	260	.662	197	542	739	163	241	2	42	93	1298	15.8	29
Russell	82	1961	483	1003	.482	266	344	.773	134	211	345	107	231	5	69	10	1232	15.0	35
Smith	81	2338	495	1121	.442	111	136	.816	83	258	341	155	231	0	583	36	1101	13.6	30
Snyder	82	2274	441	881	.501	155	188	.824	50	148	198	220	215	0	59	33	1037	12.6	36
Clemons	82	2835	413	887	.466	174	218	.798	124	230	354	428	214	2	124	20	1000	12.2	29
Brewer	82	2913	400	874	.458	140	214	.654	298	593	891	209	214	0	94	89	940	11.5	25
Carr	65	1282	276	625	.442	106	134	.791	67	65	132	122	92	0	37	2	658	10.1	27
Beard	15	255	35	90	.389	27	37	.730	14	29	43	45	36	0	10	2	97	6.5	16
Garrett (Tot)	55	540	108	258	.419	53	65	.815	45	72	117	17	68	0	25	7	269	4.9	22
Garrett (Cle)	41	216	51	127	.402	15	21	.714	18	24	42	10	36	0	17	3	117	2.9	15
Walker	81	1280	143	369	.388	84	108	.778	53	129	182	288	136	0	98	5	370	4.6	17
Thurmond (Tot)	78	13833	142	337	.421	62	123	.504	115	300	415	94	160	1	22	98	346	4.4	15
Thurmond (Cle)	65	1133	122	292	.418	54	105	.514	101	243	344	68	145	1	18	86	298	4.6	15
Patterson	14	136	15	38	.395	8	10	.800	7	21	28	9	11	0	3	5	38	2.7	8
Lambert	54	333	49	110	.445	25	37	.676	37	65	102	16	54	0	8	12	123	2.3	10
Witte	22	99	11	32	.344	9	15	.600	9	29	38	4	14	0	1	1	31	1.4	6
Fernsten	4	9	0	2	.000	0	0	---	0	1	1	0	1	0	0	0	0	0.0	0
Cavaliers	82	19805	3497	7709	.454	1346	1827	.737	1192	2588	3780	1844	1871	10	638	397	8340	101.7	132
Opponents	82	19805	3262	7188	.454	1610	2152	.748	1134	2792	3926	1728	1860	17	610	325	8134	99.2	125

Season Leaders (min. 50 games)

Scoring Leaders

1	Jim Chones	15.8 ppg
2	Campy Russell	15.0 ppg
3	Bingo Smith	13.6 ppg

Rebounding Leaders

1	Jim Brewer	10.9 rpg
2	Jim Chones	9.0 rpg
3	Nate Thurmond	5.3 rpg

Assist Leaders

1	Jim Clemons	5.2 apg
2	Foots Walker	3.6 apg
3	Dick Snyder	2.7 apg



1975-76 Top Row (Left to Right): Jimmy Rodgers (Assistant Coach/Chief Scout), Jim Brewer, John Lambert, Jim Chones, Luke Witte, Nate Thurmond, Michael "Campy" Russell, Rowland Garrett, Charlie Strasser (Trainer)

Bottom Row (Left to Right): Jim Clemons, Austin Carr, Bill Fitch (Head Coach/General Manager), Nick Mileti (President), Stephen Zayac, Jr. (Executive Vice President), Bobby "Bingo" Smith, Dick Snyder, Clarence "Foots" Walker

1975-76

Cleveland Cavaliers Results

Date	Opponent	W/L	Cle	Opp	Record	Cavaliers High Scorer	Opponent High Scorer	Attend.
10/23	Golden State	L	83	89	0-1	Clemons 18	Barry 22	14,631
10/25	@ New York	L	91	100	0-2	Chones/Snyder 17	Monroe 29	17,222
10/30	Chicago	W	108	91	1-2	Smith 22	Love 17	8,637
11/1	New Orleans	L	91	103	1-3	Clemons 17	Maravich 27	10,671
11/4	@ Washington	L	96	113	1-4	Chones 20	Hayes 23	5,763
11/6	@ Atlanta	W	113	108	2-4	Snyder 25	Hudson 24	3,761
11/7	@ New Orleans	W	94	90	3-4	Russell 22	Nelson 21	21,189
11/8	@ Houston	L	112	116	3-5	Snyder 28	Tomjanovich 26	7,361
11/11	@ Golden State	L	98	103	3-6	Smith 27	Barry 23	7,735
11/14	@ Seattle (OT)	L	97	100	3-7	Snyder 28	Brown 26	11,969
11/15	@ Portland	W	99	95	4-7	Brewer 20	Neal 25	10,848
11/18	Houston	L	91	95	4-8	Smith 21	Newlin 23	7,110
11/20	Buffalo (OT)	L	115	118	4-9	Chones 25	McAdoo 50	7,567
11/22	@ New York	W	95	94	5-9	Chones 26	Haywood 23	16,679
11/23	Boston	L	90	105	5-10	Snyder 21	White 27	10,263
11/25	@ Chicago	W	98	94	6-10	Chones 23	Van Lier 28	4,815
11/27	Kansas City	L	91	95	6-11	Smith 26	Walker 28	7,898
11/29	Seattle	W	124	108	7-11	Chones 29	Brown 30	10,151
12/2	Portland	W	91	80	8-11	Chones 19	Hollins 20	7,087
12/4	@ Kansas City	L	101	105	8-12	Smith 19	Wedman 24	7,711
12/5	@ Buffalo	L	88	125	8-13	Chones 13	Charles 24	7,305
12/9	@ Philadelphia	L	85	100	8-14	Smith 16	McGinnis 39	10,062
12/11	New York	W	109	95	9-14	Chones 26	Frazier 22	8,073
12/12	@ Milwaukee	W	109	91	10-14	Smith 19	Smith 19	10,498
12/13	New Orleans	W	112	90	11-14	Chones 22	Bibby 21	6,149
12/16	@ Los Angeles	W	123	103	12-14	Snyder 24	Abdul-Jabbar 34	11,378
12/17	@ Seattle	W	115	101	13-14	Russell 20	Derline 16	12,291
12/19	@ Phoenix (2OT)	W	128	124	14-14	Russell 27	Erickson/Van Arsdale 26	6,809
12/21	Los Angeles	W	99	98	15-14	Brewer 18	Abdul-Jabbar 34	19,404
12/26	Atlanta	L	97	98	15-15	Russell/Walker 17	Henderson/Hawkins 19	19,832
12/27	@ Washington	W	106	100	16-15	Carr 21	Hayes 22	8,556
12/28	Buffalo	W	111	88	17-15	Snyder 36	McAdoo 26	15,826
12/30	Kansas City	W	110	106	18-15	Russell 35	Archibald 32	15,387
1/2	@ Philadelphia	L	101	112	18-16	Russell 19	Collins/McGinnis 28	11,042
1/3	Detroit	L	100	104	18-17	Russell/Snyder 20	Money 24	15,172
1/7	@ Detroit (OT)	L	118	119	18-18	Smith 25	Trapp 24	3,926
1/8	Philadelphia	W	115	105	19-18	Chones/Snyder 19	McGinnis 26	9,547
1/10	@ Atlanta	W	106	100	20-18	Russell 18	Drew 25	5,766
1/11	Washington	W	106	104	21-18	Brewer/Snyder 25	Bing/Haskins 22	13,213
1/14	@ Washington	L	88	92	21-19	Russell 17	Bing 20	7,577
1/15	Atlanta	L	91	98	21-20	Smith 30	Hudson 20	8,364
1/17	Phoenix	W	105	85	22-20	Clemons 29	Adams 18	8,082
1/20	Boston	W	98	85	23-20	Smith 24	Havlicek 21	13,654
1/22	Seattle	W	109	99	24-20	Chones/Smith 22	Brown 17	5,102
1/24	Milwaukee	W	132	89	25-20	Russell 22	Dandridge 23	16,730
1/27	Detroit	W	85	83	26-20	Chones 19	Money 23	9,514
1/28	@ Houston	L	93	108	26-21	Thurmond 15	Murphy 25	4,115
1/30	@ Chicago	W	91	89	27-21	Smith 21	Johnson 19	7,729
2/1	@ New Orleans	L	95	96	27-22	Smith 18	Maravich 36	13,940
2/6	@ Philadelphia	W	92	87	28-22	Chones 25	Collins 24	10,539
2/8	Washington	W	83	78	29-22	Snyder 16	Hayes 16	21,130
2/12	Chicago	W	86	83	30-22	Clemons 17	Laskowski/Marin/Love 18	9,476
2/13	@ Milwaukee	W	101	96	31-22	Chones 19	Winters 24	10,938
2/14	@ Buffalo	W	114	111	32-22	Chones 29	McAdoo 41	14,191
2/17	Atlanta	W	112	92	33-22	Russell 23	Drew 28	10,417
2/19	Portland	W	112	94	34-22	Russell 18	Wicks 23	9,875
2/22	Houston	W	107	103	35-22	Chones 25	Newlin 27	20,192
2/23	@ Houston	L	114	117	35-23	Snyder 25	Newlin 25	4,243
2/25	@ Detroit	W	108	101	36-23	Russell 17	Lanier 27	4,824
3/1	@ Los Angeles	L	97	108	36-24	Russell 21	Abdul-Jabbar 26	12,044
3/3	@ Phoenix	L	92	108	36-25	Russell 25	Westphal 31	4,523
3/5	@ Portland	W	113	100	37-25	Russell 23	Petrie 27	9,108
3/6	@ Golden State	L	106	117	37-26	Russell 21	C. Johnson 23	12,787
3/11	Golden State	W	110	99	38-26	Smith 24	Barry 24	19,821
3/13	Phoenix	W	99	77	39-26	Carr 18	Perry 14	17,592
3/16	Los Angeles	L	105	109	39-27	Chones 23	Abdul-Jabbar 32	11,429
3/18	Philadelphia	W	110	104	40-27	Chones 26	McGinnis 30	12,876
3/19	@ New Orleans	L	81	103	40-28	Chones 20	Bibby 20	12,163
3/20	@ Atlanta	W	107	99	41-28	Chones/Clemons 20	Holland 21	6,857
3/21	Washington	W	95	92	42-28	Smith 27	Hayes 20	20,784
3/25	Buffalo	L	94	109	42-29	Snyder 21	McAdoo 36	15,411
3/26	@ Boston	L	93	95	42-30	Russell 21	Cowens 29	15,320
3/27	Milwaukee	W	103	99	43-30	Snyder 20	Dandridge 22	19,526
3/30	Houston	W	95	86	44-30	Clemons/Russell 19	Kunnett/Newlin 14	9,042
3/31	@ New Orleans	W	110	101	45-30	Clemons 18	Maravich 21	8,734
4/1	Boston	L	88	95	45-31	Russell 19	Scott 30	19,392
4/3	@ Kansas City	L	101	104	45-32	Russell 25	Archibald 24	5,827
4/4	Atlanta	W	120	92	46-32	Carr 27	Hudson 23	8,439
4/6	@ Boston	W	101	92	47-32	Russell 20	Havlicek 23	11,243
4/8	New Orleans	W	111	97	48-32	Chones 20	Williams 21	11,218
4/10	New York	W	99	94	49-32	Chones 25	Monroe 30	14,326
4/11	@ New York	L	78	103	49-33	Snyder 13	Beard 16	12,447

1976-77

Season Highlights

Final Record: 43-39

Finished: 4th Place in Division

Head Coach: Bill Fitch

Cavaliers made the playoffs with a winning record in consecutive seasons...fell to Washington in NBA Playoffs First Round, 2-1...opened the season by winning their first eight games...Cleveland won their first nine home games of the season...Jim Brewer was named to the NBA's All-Defensive Team (second team).

Final Statistics

1976-77 PLAYER	G	MIN	Field Goals				Free Throws				Rebounds				PF	DQ	STL	BLK	PTS	AVG	HI
			FGM	FGA	PCT	FTM	FTA	PCT	OFF	DEF	REB	AST									
Russell	70	2109	435	1003	.434	288	370	.778	144	275	419	189	196	3	70	24	1158	16.5	36		
Carr	82	2409	558	1221	.457	213	268	.795	120	120	240	220	221	3	57	10	1329	16.2	42		
B.Smith	81	2135	513	1149	.446	148	181	.818	92	225	317	152	211	3	61	30	1174	14.5	34		
Chones	82	2378	450	972	.463	155	212	.731	208	480	688	104	258	3	32	77	1055	12.9	24		
Clemons	60	2045	257	592	.434	112	148	.757	99	174	273	308	126	0	66	23	626	10.4	25		
Snyder	82	1685	316	693	.456	127	149	.852	47	102	149	160	177	2	45	30	759	9.3	18		
E.Smith (Tot)	70	1464	241	507	.475	117	213	.549	114	325	439	43	207	4	35	144	599	8.6	30		
E.Smith (Cle)	36	675	128	254	.504	56	108	.519	62	169	231	13	98	2	16	75	312	8.7	30		
Brewer	81	2672	296	657	.451	97	178	.545	275	487	762	195	214	3	94	82	689	8.5	20		
Brokaw (Tot)	80	1487	242	564	.429	163	219	.744	22	101	123	228	164	2	36	36	647	8.1	27		
Brokaw (Cle)	39	596	112	240	.467	58	82	.707	12	47	59	117	79	2	14	13	282	7.2	21		
Walker	62	1216	157	349	.450	89	115	.774	55	105	160	254	124	1	83	4	403	6.5	23		
Thurmond	49	997	100	246	.407	68	106	.642	121	253	374	83	128	2	16	81	268	5.5	13		
Garrett	29	215	40	93	.430	18	22	.818	10	30	40	7	30	0	7	3	98	3.4	12		
Lambert	63	555	67	157	.427	25	36	.694	62	92	154	31	75	0	16	18	159	2.5	11		
Howard	9	28	8	15	.533	5	6	.833	2	3	5	5	7	0	1	2	21	2.3	8		
Williams	22	65	14	47	.298	9	12	.750	3	1	4	7	7	0	1	0	37	1.7	6		
Cavaliers	82	19780	3451	7688	.449	1468	1993	.737	1312	2563	3875	1845	1951	24	579	472	8370	102.1	130		
Opponents	82	19780	3265	7268	.449	1748	2325	.752	1202	2711	3913	1736	1908	23	660	389	8278	101.0	133		

Season Leaders (min. 50 games)

Scoring Leaders			Rebounding Leaders			Assist Leaders		
1	Campy Russell	16.5 ppg	1	Jim Brewer	9.4 rpg	1	Jim Clemons	5.1 apg
2	Austin Carr	16.2 ppg	2	Jim Chones	8.4 rpg	2	Foots Walker	4.1 apg
3	Bingo Smith	14.5 ppg	3	Elmore Smith	6.3 rpg	3	Gary Brokaw	2.9 apg



1976-77 Top Row (Left to Right): Jim Rodgers (Assistant Coach), Chuckie Williams, Jim Brewer, John Lambert, Jim Chones, Luke Witte, Nate Thurmond, Campy Russell, Rowland Garrett, Charlie Strasser (Trainer)
Bottom Row (Left to Right): Jim Clemons, Bobby "Bingo" Smith, Bill Fitch (Head Coach/General Manager), Nick Mileti (President), Austin Carr, Foots Walker, Dick Snyder

1976-77

Cleveland Cavaliers Results

Date	Opponent	W/L	Cle	Opp	Record	Cavaliers High Scorer	Opponent High Scorer	Attend.
10/22	Chicago	W	106	95	1-0	Carr 18	Van Lier 26	19,783
10/24	Los Angeles	W	100	95	2-0	Russell 16	Abdul-Jabbar 29	12,843
10/28	New York	W	114	90	3-0	B. Smith 23	Layton 24	10,837
10/30	@ Buffalo	W	109	105	4-0	Russell 20	Dantley 25	10,021
10/31	New Orleans	W	106	92	5-0	B. Smith 17	Maravich 27	10,453
11/1	@ New Jersey	W	82	75	6-0	Carr 18	Archibald 22	4,681
11/4	Milwaukee	W	96	88	7-0	Russell 22	Winters 23	10,502
11/6	New Jersey	W	101	93	8-0	Carr 21	Williamson 28	18,681
11/7	@ Atlanta	L	97	107	8-1	Carr 23	Drew 26	2,750
11/9	@ Milwaukee	W	111	90	9-1	Russell 25	Brokaw/Lloyd 16	9,137
11/10	@ Detroit	L	112	123	9-2	Russell 22	Lanier 36	6,257
11/13	@ Phoenix	W	103	90	10-2	Carr 22	Sobers 20	8,671
11/14	@ Los Angeles	W	97	95	11-2	Chones 23	Russell 23	11,122
11/17	@ Seattle	L	78	92	11-3	Snyder 16	Seals 21	11,873
11/21	@ New Orleans	L	92	97	11-4	Carr 19	Maravich 41	14,282
11/25	Detroit	W	111	105	12-4	Carr 23	Lanier 21	13,993
11/26	@ Boston	W	108	92	13-4	B. Smith 22	Wicks 17	13,770
11/27	Philadelphia	W	111	104	14-4	Russell 25	Erving 19	19,548
11/30	Denver	W	99	93	15-4	B. Smith 20	Thompson 19	18,031
12/1	@ Kansas City (OT)	W	98	91	16-4	B. Smith 20	Boone 31	7,659
12/3	@ Indiana	L	109	112	16-5	Chones 19	Knight 29	11,977
12/5	@ Portland	L	89	93	16-6	B. Smith 20	Lucas 22	12,575
12/7	@ Golden State	L	104	120	16-7	Russell 24	Barry 37	12,638
12/9	@ Denver	L	94	104	16-8	B. Smith 20	Thompson 29	17,817
12/11	Atlanta	L	94	95	16-9	Carr 24	Drew 20	12,739
12/16	Indiana	W	111	105	17-9	Clemons/Russell 19	Knight 30	10,376
12/18	@ New York (OT)	L	113	115	17-10	Clemons 25	Haywood 35	19,008
12/19	San Antonio	W	106	105	18-10	B. Smith 27	Gervin 24	10,056
12/21	Boston	W	108	101	19-10	Clemons 23	White 20	18,127
12/25	@ Washington	L	99	117	19-11	Chones 15	Robinson 28	9,801
12/26	Buffalo	L	96	103	19-12	Russell 21	Smith 25	9,633
12/28	Kansas City	L	106	113	19-13	Russell 28	Taylor 29	11,754
12/30	Seattle	W	105	100	20-13	Russell 17	Brown 42	11,814
1/1	@ New York	L	110	121	20-14	Chones 21	Monroe 28	19,694
1/2	Houston	W	104	80	21-14	Russell 23	Tomjanovich 25	13,031
1/6	Golden State	W	129	100	22-14	Carr 28	C. Johnson/Wilkes 22	11,033
1/7	@ Philadelphia	L	96	116	22-15	Carr 22	McGinnis 33	18,276
1/8	Washington	W	114	107	23-15	B. Smith 24	Hayes 31	17,551
1/11	Los Angeles (OT)	L	99	101	23-16	B. Smith 22	Abdul-Jabbar 40	11,924
1/14	@ Denver	L	96	116	23-17	Russell 17	Issel/Thompson 19	17,709
1/15	@ Phoenix	L	79	94	23-18	Chones 18	Westphal 24	13,274
1/18	@ Milwaukee	W	101	93	24-18	Carr 22	Winters 18	9,047
1/20	Portland	L	91	99	24-19	Russell 22	Lucas 32	15,668
1/22	Milwaukee	W	130	116	25-19	Carr 28	Winters 27	13,547
1/26	@ Chicago	L	93	106	25-20	Russell 21	Gilmore 32	9,047
1/27	New York	W	113	111	26-20	Russell 31	Frazier 29	15,194
1/28	@ Buffalo	Rescheduled, 2/17						
1/30	Buffalo	Rescheduled, 3/20						
2/1	@ San Antonio	L	87	92	26-21	Russell 16	Gervin 32	9,179
2/4	@ Kansas City	W	102	101	27-21	Carr 29	Boone 35	9,333
2/6	New Jersey	L	90	94	27-22	B. Smith 19	Hawkins 37	9,364
2/8	@ Houston	L	81	97	27-23	Russell 21	Tomjanovich 26	8,152
2/10	Indiana	W	116	101	28-23	Brewer 18	Knight 26	8,611
2/11	@ Detroit	L	94	101	28-24	Carr 25	Lanier 30	9,745
2/15	Portland	W	117	96	29-24	Russell 36	Lucas 25	12,679
2/17	@ Buffalo	L	103	112	29-25	Russell 24	Dantley 28	6,113
2/19	Phoenix	W	92	88	30-25	Chones 22	Westphal 23	17,822
2/20	@ Philadelphia	L	111	112	30-26	Carr 26	Erving 34	15,875
2/24	Golden State	W	99	86	31-26	Russell 30	Smith 28	13,439
2/26	Chicago	L	98	104	31-27	B. Smith 23	Gilmore 25	17,774
3/2	@ Seattle	W	105	85	32-27	Carr 25	Weatherspoon 18	13,017
3/4	@ Portland	W	113	101	33-27	Russell 26	Gross 17	12,202
3/6	@ Los Angeles	L	99	104	33-28	Russell 22	Abdul-Jabbar/Russell 20	15,205
3/8	@ Golden State	L	102	112	33-29	Russell 17	Wilkes 21	12,593
3/10	@ San Antonio	L	100	106	33-30	Carr/Chones 14	Pault 26	9,088
3/13	@ Atlanta	W	115	113	34-30	E. Smith 30	Robinson 31	6,667
3/15	Philadelphia	L	102	133	34-31	Chones 22	Erving 29	19,548
3/17	Houston	L	87	88	34-32	B. Smith 15	Tomjanovich 23	13,184
3/18	@ New Jersey	W	101	88	35-32	Chones 24	Bantom/Hawkins 24	8,663
3/19	San Antonio	W	94	89	36-32	Chones 23	Kenon 28	16,157
3/20	Buffalo	W	115	108	37-32	Carr 22	Dantley 37	10,325
3/22	Seattle	W	108	104	38-32	Carr 29	Watts 27	10,041
3/23	@ Washington	L	90	95	38-33	Snyder 16	Hayes 22	17,133
3/24	New Orleans	L	87	92	38-34	Carr 26	Maravich 36	11,849
3/26	Atlanta	W	99	94	39-34	Walker 23	Drew 32	12,344
3/27	@ Chicago	L	90	95	39-35	B. Smith 22	Van Lier 27	19,757
3/29	Boston	W	110	82	40-35	Carr 24	Cowens 16	17,057
4/1	@ New Orleans	W	115	106	41-35	Carr 25	Maravich 41	7,754
4/2	@ Houston	L	93	106	41-36	B. Smith 15	Tomjanovich 33	11,256
4/3	Kansas City	W	113	107	42-36	B. Smith 22	Washington 30	12,963
4/5	Washington (OT)	L	113	119	42-37	B. Smith 34	Hayes 32	19,548
4/7	Denver	W	108	94	43-37	B. Smith 23	Thompson 23	18,677
4/9	Detroit	L	96	103	43-38	B. Smith 19	Lanier 30	11,945
4/10	@ Boston	L	105	115	43-39	Carr 42	White 30	11,240

1977-78

Season Highlights

Final Record: 43-39

Finished: 3rd Place in Division

Head Coach: Bill Fitch

Cavaliers made the playoffs with a winning record for third consecutive season...fell to New York in NBA Playoffs First Round, 2-0... acquired Walt Frazier from New York as compensation for anticipated signing of former Cavalier Jim Cleamons on Oct. 8...closed out the regular season by winning their final six games and nine out of the last 10...Clarence "Foots" Walker ranked sixth in the NBA in steals (2.17) and seventh in assists (5.6).

Final Statistics

1977-78 PLAYER	Field Goals					Free Throws			Rebounds												PTS	AVG	HI
	G	MIN	FGM	FGA	PCT	FTM	FTA	PCT	OFF	DEF	REB	AST	PF	DQ	STL	BLK							
Russell	72	2520	523	1168	.448	352	469	.751	154	304	458	278	193	3	88	12	1398	19.4	38				
Frazier	51	1664	336	714	.471	153	180	.850	54	155	209	209	124	1	77	13	825	16.2	29				
Chones	82	2906	525	1113	.472	180	250	.720	219	625	844	131	235	4	52	58	1230	15.0	31				
E.Smith	81	1996	402	809	.497	205	309	.663	178	500	678	57	241	4	50	176	1009	12.5	32				
Carr	82	2186	414	945	.438	183	225	.813	76	111	187	225	168	1	68	19	1011	12.3	30				
B.Smith	82	1581	369	840	.439	108	135	.800	65	142	207	91	155	1	38	21	846	10.3	30				
Walker	81	2496	287	641	.448	159	221	.719	76	218	294	453	218	0	176	24	733	9.0	20				
Furlow	53	827	192	443	.433	88	99	.889	47	60	107	72	67	0	21	14	472	8.9	23				
Brewer	80	1798	175	390	.449	46	100	.460	182	313	495	98	178	1	60	48	396	5.0	20				
Snyder	58	860	112	252	.444	56	64	.875	9	40	49	56	74	0	23	19	280	4.8	17				
Lambert	76	1075	142	336	.423	27	48	.563	125	199	324	38	169	0	27	50	311	4.1	16				
Jordan	22	171	19	56	.339	12	16	.750	2	9	11	32	10	0	12	1	50	2.3	11				
Cavaliers	82	19880	3496	7707	.454	1569	2116	.741	1187	2676	3863	1740	1832	15	692	455	8561	104.4	136				
Opponents	82	19880	3474	7620	.456	1574	2113	.745	1214	2779	3993	1915	1952	16	690	446	8522	103.9	129				

Season Leaders (min. 50 games)

Scoring Leaders			Rebounding Leaders			Assist Leaders		
1	Campy Russell	19.4 ppg	1	Jim Chones	10.3 rpg	1	Foots Walker	5.6 apg
2	Walt Frazier	16.2 ppg	2	Elmore Smith	8.4 rpg	2	Walt Frazier	4.1 apg
3	Jim Chones	15.0 ppg	3	Campy Russell	6.4 rpg	3	Campy Russell	3.9 apg



1977-78 Top Row (Left to Right): Jim Rodgers (Assistant Coach), Dick Snyder, Jim Brewer, Elmore Smith, John Lambert, Jim Chones, Campy Russell, Terry Furlow, Charlie Strasser (Trainer), Anthony Culotta (Vice President/Treasurer)
Bottom Row (Left to Right): Bobby "Bingo" Smith, Walt Frazier, Bill Fitch (Head Coach/General Manager), Nick Mileti (President), Austin Carr, Ed Jordan, Foots Walker

1977-78

Cleveland Cavaliers Results

Date	Opponent	W/L	Cle	Opp	Record	Cavaliers High Scorer	Opponent High Scorer	Attend.
10/18	Chicago	L	88	91	0-1	Russell 21	Gilmore 34	15,192
10/20	@ New Orleans	W	107	104	1-1	Russell 23	Maravich 29	11,207
10/22	@ Atlanta	L	101	107	1-2	Russell 24	Drew 23	7,894
10/25	@ New York (OT)	W	117	112	2-2	Frazier/Russell 28	McAdoo 29	19,694
10/27	Kansas City	L	104	119	2-3	Russell 32	Birdsong 18	7,832
10/29	Boston	W	103	98	3-3	Frazier 22	White 18	13,296
11/1	Denver	W	110	93	4-3	Chones 21	Thompson 25	9,387
11/2	@ Boston	W	104	101	5-3	Frazier 22	White 20	11,562
11/3	Milwaukee	W	100	91	6-3	B. Smith 24	Johnson 20	8,264
11/5	New Jersey	W	105	93	7-3	B. Smith 30	King 36	11,405
11/11	@ Milwaukee	W	88	82	8-3	Frazier 16	Bridgeman 20	10,938
11/15	@ Los Angeles (OT)	W	102	95	9-3	Russell/B. Smith 16	Washington 16	10,792
11/18	@ Golden State	L	104	108	9-4	Frazier 27	Barry 28	12,887
11/19	@ Portland	L	67	109	9-5	Chones/Russell 12	Owens/Steele 17	12,666
11/20	@ Seattle	W	115	108	10-5	Walker/Russell 20	Brown 31	10,005
11/24	Phoenix	W	97	82	11-5	Russell 25	Westphal 22	15,445
11/26	@ Detroit	W	105	87	12-5	Frazier 18	Lanier/Simpson 19	9,253
11/29	Los Angeles	W	118	101	13-5	Walker 20	Tatum 19	13,754
12/1	Houston	L	92	105	13-6	Russell 23	Malone 28	9,187
12/3	@ Chicago	L	97	111	13-7	Russell 26	Gilmore 29	14,928
12/4	Washington	L	94	100	13-8	Carr/Russell 22	Chenier 28	9,765
12/6	Portland	L	94	116	13-9	Carr 20	Gross 27	6,723
12/7	@ Washington	L	95	96	13-10	Chones 20	Dandridge 21	7,627
12/9	@ Buffalo	Rescheduled, 3/10						
12/10	Atlanta	W	102	87	14-10	Chones 29	Behagen 16	6,766
12/13	Seattle	W	116	104	15-10	Russell 30	Brown 23	6,666
12/16	@ New Jersey (OT)	L	106	116	15-11	Carr/Russell 19	King 26	5,136
12/17	@ Philadelphia	L	116	129	15-12	Russell 38	McGinnis 23	13,101
12/18	Golden State	W	101	95	16-12	Chones 31	Barry 26	14,814
12/22	New York	W	112	100	17-12	Frazier 23	McAdoo 35	12,428
12/25	Buffalo	W	111	105	18-12	Russell 28	Knight 26	9,025
12/27	New Orleans	L	102	113	18-13	Frazier 29	Maravich 42	19,548
12/29	@ Houston	L	99	104	18-14	Russell 29	Malone/Murphy 26	13,485
12/30	@ San Antonio	L	101	122	18-15	Russell 20	Gervin 29	9,189
1/1	@ New York	L	87	96	18-16	Chones 24	Haywood 22	16,355
1/4	@ Philadelphia	L	93	108	18-17	Carr 22	Erving 21	13,564
1/5	New Jersey	W	110	94	19-17	Frazier 15	King 20	6,129
1/7	San Antonio (OT)	L	107	109	19-18	Russell 26	Kenon 30	13,720
1/10	Golden State	Rescheduled, 3/27						
1/13	@ Seattle	L	98	104	19-19	Carr/Chones 20	Brown 23	12,683
1/15	@ Phoenix	L	104	113	19-20	Russell 24	Davis 31	17,787
1/17	@ Denver	L	89	104	19-21	Russell 19	Thompson 25	15,327
1/19	Philadelphia	W	117	109	20-21	E. Smith 27	Erving 43	14,170
1/20	@ Chicago	Rescheduled, 2/20						
1/22	Atlanta	W	93	89	21-21	Russell 20	Drew 31	9,199
1/24	@ Indiana	W	96	92	22-21	E. Smith 23	Bantom 17	10,585
1/26	Indiana	Rescheduled, 3/20						
1/28	Detroit	L	105	115	22-22	Chones 22	Lanier 30	9,205
1/29	@ Detroit (OT)	L	116	120	22-23	Russell 35	Lanier 39	3,621
1/31	Los Angeles	L	107	116	22-24	Frazier 27	Abdul-Jabbar 31	10,608
2/2	Washington	W	110	93	23-24	E. Smith 32	Dandridge 25	7,553
2/3	@ Buffalo	W	104	101	24-24	B. Smith 22	Nater 35	7,561
2/7	New Orleans	W	122	99	25-24	Carr/Furrow 22	Goodrich/Robinson 21	7,209
2/9	Portland	L	88	94	25-25	Carr 19	Lucas 35	14,292
2/10	@ Milwaukee (OT)	L	98	108	25-26	E. Smith 24	Bridgeman/Meyers 22	10,938
2/12	@ Kansas City	L	88	101	25-27	B. Smith 21	Burleson 20	6,275
2/14	New York (2OT)	W	136	127	26-27	Frazier 26	McAdoo 40	7,879
2/16	Denver	W	119	87	27-27	Chones/B. Smith 18	Roberts 19	9,578
2/17	@ New Jersey	W	99	96	28-27	Frazier 21	Williamson 32	4,163
2/18	Kansas City	W	105	101	29-27	Russell 21	Boone 25	13,824
2/20	@ Chicago	L	95	106	29-28	Furrow 20	Gilmore 21	9,479
2/21	Philadelphia	L	114	127	29-29	Russell 20	McGinnis 26	17,021
2/24	@ New Orleans	L	98	101	29-30	Chones 16	Goodrich 30	11,280
2/25	@ San Antonio	L	108	112	29-31	Chones 22	Gervin 36	8,100
2/27	@ Houston	W	110	97	30-31	Russell 25	Murphy 26	8,250
3/1	@ Denver	W	110	104	31-31	Russell 23	Thompson 33	14,747
3/4	@ Portland	L	100	105	31-32	E. Smith 29	Gross 26	12,666
3/5	@ Los Angeles	L	117	128	31-33	E. Smith 25	Abdul-Jabbar 26	14,401
3/8	@ Golden State	L	108	118	31-34	Russell 34	Barry 32	11,428
3/10	@ Buffalo	L	117	118	31-35	Russell 25	Nater 30	4,055
3/12	@ Indiana	W	95	90	32-35	Chones 19	Edwards 23	11,368
3/14	Houston	W	119	98	33-35	E. Smith 26	Murphy 22	9,069
3/16	Boston	W	112	102	34-35	Carr/Russell 21	Bing 30	16,417
3/19	Phoenix	L	112	123	34-36	Russell 22	Westphal 39	15,622
3/20	Indiana	L	104	127	34-37	E. Smith 22	Sobers 29	7,109
3/22	@ Boston	L	99	105	34-38	Russell 23	Bing 24	10,025
3/26	Chicago	W	95	78	35-38	Furrow 23	Sheppard 18	9,086
3/27	Golden State	W	98	88	36-38	Carr 20	Smith 26	8,567
3/28	Seattle	W	112	100	37-38	E. Smith 19	D. Johnson 21	9,765
3/30	San Antonio	L	95	99	37-39	E. Smith 24	Gervin 28	14,976
3/31	@ Washington	W	102	101	38-39	Russell 24	Hayes 26	8,660
4/1	Detroit	W	113	99	39-39	Carr 25	Ford 21	15,325
4/4	Buffalo	W	116	105	40-39	Carr 24	Nater 20	7,876
4/6	Milwaukee	W	117	105	41-39	Chones 27	Johnson 22	11,265
4/7	@ Atlanta	W	111	109	42-39	Russell 27	Drew 29	9,631
4/9	@ Kansas City	W	120	117	43-39	Russell 31	Wedman 23	4,684

1978-79

Season Highlights

Final Record: 30-52

Finished: 4th Place in Division

Head Coach: Bill Fitch

Cavaliers missed the playoffs for the first time in four years...Campy Russell was named an All-Star and led the team in scoring at 21.9 points per game...the Cavaliers did not play in one overtime game, one of only two seasons in which that occurred (inaugural season)...Clarence "Foots" Walker finished fourth in the NBA in steals (2.36)...Mike Mitchell was named All-Rookie Second Team.

Final Statistics

PLAYER	Field Goals					Free Throws			Rebounds												
	G	MIN	FGM	FGA	PCT	FTM	FTA	PCT	OFF	DEF	REB	AST	PF	DQ	STL	BLK	PTS	AVG	HI		
Russell	74	2859	603	1268	.476	417	523	.797	147	356	503	348	222	2	98	25	1623	21.9	41		
Carr	82	2714	551	1161	.475	292	358	.816	155	135	290	217	210	1	77	14	1394	17.0	30		
Chones	82	2850	472	1073	.440	158	215	.735	260	582	842	181	278	4	47	102	1102	13.4	28		
Furlow	49	1110	275	569	.483	103	125	.824	44	52	96	103	80	1	40	17	653	13.3	25		
B.Smith	72	1650	361	784	.460	83	106	.783	77	129	206	121	188	2	43	7	805	11.2	23		
Frazier	12	279	54	122	.443	21	27	.778	7	13	20	32	22	0	13	2	129	10.8	18		
Mitchell	80	1576	362	706	.513	131	178	.736	127	202	329	60	215	6	51	29	855	10.7	32		
Walker	55	1753	208	448	.464	137	175	.783	59	139	198	321	153	0	130	18	553	10.1	26		
Lee (Tot)	82	1779	290	634	.457	175	230	.761	33	93	126	295	146	0	86	1	755	9.2	22		
Lee (Cle)	33	782	146	321	.455	87	113	.770	22	45	67	126	58	0	30	0	379	11.5	22		
E.Smith	24	332	69	130	.531	18	26	.692	45	61	106	13	60	0	7	16	156	6.5	16		
Higgs	68	1050	127	279	.455	85	111	.766	18	84	102	141	176	2	66	11	339	5.0	21		
Lambert	70	1030	148	329	.450	35	55	.636	116	174	290	43	163	0	25	29	331	4.7	16		
Brewer	55	1301	114	259	.440	23	48	.479	125	245	370	74	136	2	48	56	251	4.6	14		
Davis	40	394	66	153	.431	30	43	.698	27	39	66	16	66	1	13	8	162	4.1	12		
Cavaliers	82	19680	3556	7602	.468	1620	2103	.770	1229	2256	3485	1796	2027	21	688	334	8732	106.5	127		
Opponents	82	19680	3600	7150	.503	1837	2423	.758	1123	2587	3710	2062	2001	21	658	503	9037	110.2	139		

Season Leaders (min. 50 games)

Scoring Leaders

1	Campy Russell	21.9 ppg
2	Austin Carr	17.0 ppg
3	Jim Chones	13.4 ppg

Rebounding Leaders

1	Jim Chones	10.3 rpg
2	Campy Russell	6.8 rpg
3	Jim Brewer	6.7 rpg

Assist Leaders

1	Foots Walker	5.8 apg
2	Campy Russell	4.7 apg
3	Butch Lee	3.6 apg



1978-79 Top Row (Left to Right): Jim Rodgers (Assistant Coach), Mike Mitchell, Jim Chones, John Lambert, Elmore Smith, Harry Davis, Charlie Strasser (Trainer), Tony Culotta (Vice President/Treasurer)
Bottom Row (Left to Right): Foots Walker, Butch Lee, Campy Russell, Bill Fitch (Head Coach/General Manager), Nick Mileti (President), Austin Carr, Kenny Higgs, Bobby "Bingo" Smith

1978-79

Cleveland Cavaliers Results

Date	Opponent	W/L	Cle	Opp	Record	Cavaliers High Scorer	Opponent High Scorer	Attend.
10/13	@ Boston	W	115	101	1-0	Furlow 22	White 20	15,547
10/17	Los Angeles	W	113	111	2-0	Walker 26	Dantley 31	11,365
10/21	Chicago	W	113	104	3-0	Carr 20	Gilmore 32	11,030
10/24	New Orleans	W	122	104	4-0	Russell 28	Maravich 24	7,744
10/25	@ Detroit	L	105	110	4-1	Russell 36	Lanier 26	8,656
10/27	@ New Jersey	L	108	123	4-2	Chones 28	King 34	3,353
10/29	Golden State	L	94	99	4-3	Russell 28	Parish 22	7,622
10/31	Indiana	L	114	119	4-4	Furlow 25	J. Davis 27	5,261
11/1	@ Kansas City	L	107	122	4-5	Russell 31	Robinzine 23	6,150
11/3	@ Denver	L	93	110	4-6	Russell 21	Thompson 29	15,211
11/4	@ San Diego	W	112	106	5-6	Furlow 21	Free 24	9,791
11/5	@ Los Angeles	L	107	117	5-7	Chones 21	Abdul-Jabbar/Dantley 26	8,617
11/8	@ Phoenix	L	96	118	5-8	Carr 21	Lee 24	9,311
11/10	@ Seattle	L	95	109	5-9	Russell 19	Shelton 19	16,384
11/12	@ Portland	L	91	98	5-10	Russell 26	Lucas 24	12,666
11/14	Washington	L	106	122	5-11	Russell 27	Hayes 26	8,081
11/16	New York	L	93	97	5-12	Carr 22	Williams 23	6,198
11/18	Boston	L	90	92	5-13	Russell 29	White 20	13,449
11/21	Phoenix	L	108	110	5-14	Chones/Walker/ Smith 17	Davis 28	6,524
11/24	@ Indiana	W	104	98	6-14	Furlow 25	Edwards 36	8,936
11/28	Atlanta	W	112	98	7-14	Russell 26	Hill 26	4,130
11/30	Portland	L	97	98	7-15	Carr 24	Lucas 23	8,268
12/2	Milwaukee	L	100	106	7-16	Chones/Russell 19	M. Johnson 34	9,052
12/5	@ Washington	L	102	117	7-17	Russell 26	Danbridge/Grevey 17	6,628
12/7	@ Detroit	L	105	121	7-18	Carr 28	Long 28	7,715
12/9	Philadelphia	W	115	107	8-18	Russell 31	Collins 28	13,197
12/12	Detroit	W	127	110	9-18	Mitchell 28	Porter 22	5,410
12/15	@ Milwaukee	W	110	106	10-18	Russell 24	Winters 23	10,938
12/16	@ Chicago	L	100	108	10-19	Russell 23	O. Johnson 23	8,783
12/17	Seattle	W	101	91	11-19	Russell 23	D. Johnson/Sikma 17	8,209
12/19	San Antonio	L	106	113	11-20	Russell 25	Silas 28	6,246
12/21	Houston	W	101	90	12-20	Carr 30	Barry 30	6,063
12/23	@ Atlanta	L	91	109	12-21	Carr 20	Drew 28	6,215
12/28	San Diego	W	116	114	13-21	Russell 25	Free 36	11,091
12/30	New Jersey	W	104	94	14-21	Carr 23	Money/King 18	8,131
1/2	Milwaukee	L	113	116	14-22	Russell 35	M. Johnson 24	4,459
1/4	New York	W	117	103	15-22	Russell 26	Knight 22	5,825
1/6	@ New Orleans	W	105	94	16-22	Mitchell 32	Maravich 20	6,117
1/7	Golden State	W	112	108	17-22	Russell 23	Short 20	4,335
1/12	@ Houston	L	96	107	17-23	Carr 17	Tomjanovich 29	8,596
1/13	@ San Antonio	L	103	117	17-24	Russell 26	Gervin 29	13,597
1/16	Kansas City	L	79	86	17-25	Walker 22	Wedman 14	6,274
1/17	@ Philadelphia	L	94	107	17-26	Lambert/Walker/Russell 14	Simpson 20	7,184
1/19	@ New York	L	101	105	17-27	Russell 32	McAdoo 20	11,364
1/21	Chicago	W	94	93	18-27	Furlow 17	Gilmore 30	7,603
1/23	Denver	W	108	107	19-27	Russell 34	Thompson 29	7,613
1/24	@ New Jersey	W	123	114	20-27	Russell 25	King 25	2,802
1/27	San Diego	L	110	111	20-28	Russell 27	Free 38	10,523
1/28	@ Kansas City	L	109	137	20-29	Carr 20	Birdsong 30	8,450
2/1	Detroit	L	116	120	20-30	Russell 29	Carr/Lanier 29	5,523
2/2	@ Boston	L	98	112	20-31	Carr/Russell 16	Maxwell 27	9,134
2/6	New Jersey	W	119	100	21-31	Russell 19	Jordan 18	4,985
2/7	@ Denver	L	105	120	21-32	Russell 21	Issel 25	13,972
2/9	@ Los Angeles	L	103	106	21-33	Russell 31	Wilkes 29	11,713
2/11	@ Phoenix	L	101	136	21-34	Carr 19	Robinson 24	10,972
2/13	Los Angeles	W	117	111	22-34	Chones 28	Abdul-Jabbar/Wilkes 25	10,430
2/15	Philadelphia	W	113	100	23-34	Russell 28	Erving 25	9,271
2/17	@ New York	W	127	117	24-34	Russell 34	Glenn 31	11,512
2/20	Atlanta	L	109	119	24-35	Mitchell 25	Hill 24	6,523
2/22	Kansas City	W	111	107	25-35	Mitchell 23	Birdsong 24	6,255
2/24	New Orleans	L	96	105	25-36	Russell 19	Haywood 31	13,088
2/25	@ Chicago	W	117	108	26-36	Mitchell 24	Theus 30	6,724
2/28	@ Milwaukee	L	117	139	26-37	Russell 20	M. Johnson 29	10,938
3/2	@ Seattle	W	111	109	27-37	Carr 28	Williams 31	21,337
3/4	@ Portland	L	102	106	27-38	Carr 19	Thompson 25	12,666
3/7	@ Golden State	W	103	101	28-38	Russell 26	Parish 20	8,956
3/10	@ San Diego	L	115	121	28-39	Mitchell 22	Free 33	13,783
3/13	Phoenix	L	120	124	28-40	Russell 41	Davis 36	7,690
3/15	Seattle	L	98	104	28-41	B. Smith 23	Shelton 28	7,122
3/17	Washington	L	114	117	28-42	Russell 26	Hayes 31	15,209
3/18	@ Washington	L	112	126	28-43	Russell 35	Dandridge/Hayes 24	18,360
3/20	@ Atlanta	L	109	115	28-44	Russell 27	Drew 33	6,364
3/22	Indiana	L	106	108	28-45	Carr 23	J. Davis 22	5,604
3/24	@ New Orleans	L	117	139	28-46	Carr 21	Goodrich 24	7,518
3/27	Boston	W	111	109	29-46	McAdoo 42	McAdoo 42	9,524
3/29	Portland	L	103	120	29-47	Mitchell 23	Lucas 24	7,372
3/30	@ Philadelphia	L	93	129	29-48	Mitchell 19	Erving 27	10,007
4/1	Houston	W	114	105	30-48	Russell 25	Malone/Murphy 24	8,709
4/3	San Antonio	L	112	116	30-49	Mitchell 23	Gervin 46	7,608
4/4	@ Indiana	L	95	102	30-50	Carr 24	Bantom/Knight 19	6,613
4/6	@ Houston	L	110	112	30-51	B. Smith 24	Malone 30	8,752
4/8	@ San Antonio	L	101	117	30-52	Carr/B. Smith 16	Kenon 36	10,055

1979-80

Season Highlights

Final Record: 37-45

Finished: 5th Place in Division

Head Coach: Stan Albeck

The Cavaliers entered their first season in franchise history without Bill Fitch as head coach...Stan Albeck coached the team to a 37-45 record in his first season...Randy Smith was acquired via trade with Portland for a future draft choice on Sept. 21...Dave Robisch and a 1980 third-round draft choice were acquired from Los Angeles for Jim Chones on Oct. 5...the Cavaliers averaged 114.1 points per game (highest in franchise history)...Clarence "Foots" Walker notched the first triple-double in franchise history on Dec. 2 with 15 points, 10 rebounds and 11 assists versus Atlanta...Mike Mitchell was named Player of the Week for the week ending Dec. 30...Mitchell led the club in scoring at 22.2 points per game, then-highest in franchise history...Mitchell scored 46 points at Houston on Feb. 8.

Final Statistics

1979-80 PLAYER	G	MIN	Field Goals			3-Point FG			Free Throws			Rebounds			AST	PF	DQ	STL	BLK	PTS	AVG	HI
			FGM	FGA	PCT	FGM	FGA	PCT	FTM	FTA	PCT	OFF	DEF	REB								
Mitchell	82	2802	775	1482	.523	0	6	.000	270	343	.787	206	385	591	93	259	4	70	77	1820	22.2	46
Russell	41	1331	284	630	.451	1	9	.111	178	239	.745	76	149	225	173	113	1	72	20	747	18.2	33
R.Smith	82	2677	599	1326	.452	10	53	.189	233	283	.823	93	163	256	363	190	1	125	7	1441	17.6	36
Robisch	82	2670	489	940	.520	0	3	.000	277	329	.842	225	433	658	192	211	2	53	53	1255	15.3	36
A.Carr	77	1595	390	839	.465	2	6	.333	127	172	.738	81	84	165	150	120	0	39	3	909	11.8	32
K.Carr (Tot)	79	1838	378	768	.492	0	4	.000	173	263	.658	199	389	588	77	246	3	66	52	929	11.8	32
K.Carr (Cle)	74	1781	371	752	.493	0	4	.000	171	261	.655	194	377	571	76	240	3	64	51	913	12.3	32
Walker	76	2422	258	568	.454	1	9	.111	195	243	.802	78	209	287	607	202	2	155	12	712	9.4	23
B.Smith	8	135	33	72	.458	1	5	.200	7	8	.875	2	12	14	7	21	0	3	2	74	9.3	17
Willoughby	78	1447	219	457	.479	1	9	.111	96	127	.756	122	207	329	72	189	0	32	62	535	6.9	20
Lambert	74	1324	165	400	.413	0	3	.000	73	101	.723	138	214	352	56	203	4	47	42	403	5.4	18
W.Smith	62	1051	121	315	.384	17	71	.239	40	52	.769	56	65	121	259	110	1	75	1	299	4.8	14
Ford (Tot)	73	999	131	274	.478	1	3	.333	45	53	.849	44	141	185	65	131	0	22	21	308	4.2	17
Ford (Cle)	21	419	65	144	.451	1	2	.500	22	25	.880	21	66	87	29	45	0	11	6	153	7.3	17
Frazier	3	27	4	11	.364	0	1	.000	2	2	1.000	1	2	3	8	2	0	2	1	10	3.3	6
Tatum	33	225	36	94	.383	2	6	.333	11	19	.579	11	15	26	20	29	0	16	5	85	2.6	11
Lee	3	24	2	11	.182	0	0	---	0	1	.000	3	0	3	3	0	0	0	0	4	1.3	2
Cavaliers	82	19930	3811	8041	.474	36	187	.193	1702	2205	.772	1307	2381	3688	2108	1934	18	764	342	9360	114.1	154
Opponents	82	19930	3811	7610	.501	65	223	.291	1645	2150	.765	1230	2638	3868	2208	2033	30	708	490	9332	113.8	153

Season Leaders (min. 50 games)

Scoring Leaders			Rebounding Leaders			Assist Leaders		
1	Mike Mitchell	22.2 ppg	1	Dave Robisch	8.0 rpg	1	Foots Walker	8.0 apg
2	Randy Smith	17.6 ppg	2	Kenny Carr	7.4 rpg	2	Randy Smith	4.4 apg
3	Dave Robisch	15.3 ppg	3	Mike Mitchell	7.2 rpg	3	Willie Smith	4.2 apg



1979-80 Top Row (Left to Right): Earl Tatum, Mike Mitchell, Bill Willoughby, John Lambert, Dave Robisch, Kenny Carr, Charlie Strasser (Head Trainer), Morris McHone (Assistant Coach)
Bottom Row (Left to Right): Foots Walker, Butch Lee, Ron Hrovat (General Manager), Nick Mileti (President), Stan Albeck (Head Coach), Austin Carr, Willie Smith, Randy Smith

1979-80

Cleveland Cavaliers Results

Date	Opponent	W/L	Cle	Opp	Record	Cavaliers High Scorer	Opponent High Scorer	Attend.
10/12	@ New Jersey	L	95	102	0-1	Mitchell 15	J. Williamson 28	5,739
10/13	Boston	L	117	139	0-2	A. Carr 23	Bird 28	15,443
10/16	Detroit	W	137	117	1-2	R. Smith 23	Kelser 21	4,197
10/17	@ Boston	L	108	127	1-3	Mitchell 34	Cowens 21	7,335
10/18	San Antonio	W	141	134	2-3	Russell 33	Gervin 47	3,552
10/20	@ San Antonio	L	127	129	2-4	Mitchell 27	Kenon, J. Silas 29	13,043
10/23	Atlanta	L	111	121	2-5	Mitchell 35	Drew 27	3,946
10/24	@ Atlanta	L	118	128	2-6	Russell 21	Drew/Roundfield 18	5,729
10/27	Philadelphia	L	106	112	2-7	Mitchell 27	3 players 18	7,430
10/30	Houston	W	124	112	3-7	R. Smith 30	Murphy 21	3,432
10/31	@ Washington	L	105	114	3-8	3 players 22	Dandridge 31	5,821
11/1	@ Detroit	W	127	125	4-8	Mitchell 30	McAdoo 29	6,393
11/3	Kansas City	W	123	110	5-8	Russell 24	Birdsong 24	10,056
11/6	Indiana	W	134	117	6-8	Russell 23	Edwards 33	3,814
11/9	@ Phoenix	L	106	110	6-9	Russell 28	T. Robinson 25	10,911
11/11	@ Los Angeles	L	126	140	6-10	Russell 29	Wilkes 25	13,087
11/13	@ Denver	L	110	116	6-11	R. Smith 31	Thompson 28	12,112
11/16	@ Seattle	L	100	108	6-12	R. Smith 20	Sikma 20	19,669
11/17	@ Portland	L	96	103	6-13	K. Carr/Robisch 13	K. Washington 27	12,666
11/20	Utah	W	119	107	7-13	Russell 33	D. Williams 22	6,921
11/21	@ Washington	W	122	103	8-13	R. Smith 32	Dandridge 23	8,429
11/22	Golden State	W	120	93	9-13	A. Carr 20	Parish 25	5,372
11/24	@ New York	L	113	133	9-14	Robisch 24	R. Williams 29	12,080
11/25	New Jersey	W	112	103	10-14	R. Smith 25	Natt 23	5,869
11/28	@ Houston (OT)	L	111	113	10-15	Mitchell 24	M. Malone 35	7,129
11/29	New York	W	117	115	11-15	Mitchell 27	Cartwright 31	5,311
12/1	@ Philadelphia	L	105	117	11-16	Russell 23	Mix 25	7,121
12/2	Atlanta	W	126	108	12-16	Russell 21	Cris 26	4,844
12/4	San Diego	W	115	112	13-16	Mitchell 24	Free 28	7,155
12/5	@ Indiana	L	99	118	13-17	Russell 22	M. Johnson 24	11,000
12/8	Boston	W	116	100	14-17	Russell 27	Bird 32	13,399
12/13	Washington (OT)	L	113	115	14-18	R. Smith 28	Dandridge/Hayes 25	7,131
12/15	New Jersey	W	117	111	15-18	Russell 23	Natt 30	5,320
12/18	@ Utah	L	103	105	15-19	Russell/Robisch 20	Dantley 45	5,818
12/19	@ Golden State (OT)	W	128	125	16-19	Mitchell 35	Lucas 23	6,254
12/22	@ Chicago	L	117	126	16-20	Mitchell 26	Theus 33	6,274
12/25	Detroit	W	111	101	17-20	Mitchell 23	Money 22	4,200
12/27	New York	W	125	110	18-20	Mitchell 34	Knight 30	11,026
12/29	Denver	W	124	106	19-20	Mitchell 28	Issel 30	10,095
1/3	Philadelphia	L	108	109	19-21	Mitchell 23	Erving 35	14,180
1/5	Milwaukee	L	98	99	19-22	Robisch 28	M. Johnson 23	8,871
1/6	@ New Jersey	L	100	108	19-23	R. Smith 21	Newlin 34	4,991
1/8	Houston (OT)	L	115	118	19-24	Mitchell 34	M. Malone 40	6,919
1/9	@ Atlanta	L	107	111	19-25	Mitchell 32	McMillen 19	7,589
1/11	@ San Antonio	L	109	116	19-26	R. Smith 36	Gervin 38	9,643
1/12	@ Houston	L	96	112	19-27	Mitchell 22	M. Malone 32	9,240
1/15	@ New York	W	129	110	20-27	Mitchell 35	Knight 28	9,838
1/17	San Antonio	W	116	112	21-27	Robisch 36	Gervin 42	6,690
1/19	@ Philadelphia	L	107	111	21-28	Mitchell 24	Erving 24	16,511
1/22	Washington	W	114	91	22-28	Mitchell 25	Hayes 22	6,216
1/23	@ New Jersey	L	103	117	22-29	Robisch 24	Newlin 30	5,013
1/26	Indiana	L	114	115	22-30	Robisch 29	M. Johnson 37	6,710
1/27	@ Indiana	L	121	123	22-31	Mitchell 30	Knight 23	9,034
1/29	Los Angeles (4OT)	W	154	153	23-31	Mitchell 34	Abdul-Jabbar 42	13,820
1/30	@ Boston	L	103	110	23-32	Mitchell 27	Bird/Maxwell 21	12,126
2/5	Seattle	L	121	123	23-33	Robisch 28	D. Johnson 34	8,102
2/6	@ Milwaukee	L	109	111	23-34	Mitchell 26	Bridgeman 23	10,938
2/8	@ Houston	L	104	105	23-35	Mitchell 46	M. Malone 24	8,759
2/10	Chicago	L	117	123	23-36	K. Carr 32	Theus 23	6,920
2/13	@ Detroit	W	107	102	24-36	Mitchell 40	Kelser 23	5,437
2/14	Indiana	L	114	118	24-37	Mitchell/Robisch 29	Davis 22	5,339
2/16	Detroit	W	123	104	25-37	A. Carr 32	Benson 18	9,421
2/17	@ Philadelphia	L	100	115	25-38	Mitchell 28	Dawkins 27	10,235
2/19	Phoenix	W	128	109	26-38	Robisch 28	W. Davis 32	5,739
2/21	@ Washington	L	115	118	26-39	R. Smith 24	Hayes 30	11,892
2/23	@ New York	L	112	127	26-40	Mitchell 22	T. Knight 26	9,977
2/24	Portland	L	100	115	26-41	Robisch 20	Natt 23	8,983
3/1	@ Atlanta (OT)	L	103	111	26-42	R. Smith 24	Drew 28	11,655
3/2	@ San Antonio	W	123	119	27-42	Mitchell 35	Gervin 39	11,312
3/4	@ San Diego	L	105	116	27-43	Mitchell 25	Free 24	9,024
3/7	@ Kansas City	W	111	104	28-43	Mitchell 23	Birdsong 27	13,375
3/9	@ Indiana	W	113	107	29-43	R. Smith 29	Knight 28	7,961
3/11	New Jersey	W	122	119	30-43	Mitchell 31	Newlin 32	6,455
3/15	San Antonio	W	100	98	31-43	Walker 20	J. Silas 22	7,986
3/16	Philadelphia	W	123	109	32-43	R. Smith 26	Erving 41	9,071
3/18	@ Detroit (OT)	W	108	107	33-43	Mitchell 33	Tyler 29	8,597
3/20	Houston	W	109	96	34-43	Mitchell 24	Malone/Reid 19	6,173
3/22	Boston	W	109	105	35-43	R. Smith 29	Bird 33	19,912
3/25	New York	L	115	128	35-44	Mitchell 27	R. Williams 27	10,036
3/27	Washington	W	118	111	36-44	Robisch 26	Unsel 22	8,950
3/28	@ Boston	L	122	130	36-45	Robisch 19	Bird 33	13,329
3/30	Atlanta	W	111	102	37-45	Robisch 31	Cris 24	7,782

1980-81

Season Highlights

Final Record: 28-54

Finished: 5th Place in Division

Head Coach: Bill Musselman 25-46
Don Delaney 3-8

Ted Stepien became the second principal owner of the Cavaliers in June of 1980...Bill Musselman coached the team to a 25-46 record before General Manager Don Delaney replaced him...Mike Mitchell was named an All-Star, leading the Cavaliers in scoring at 24.5 points per game (a franchise-best then and eighth in the NBA that season)...Kenny Carr (week ending Feb. 1) and Mike Mitchell (week ending Feb. 22) were both named Player of the Week during the season.

Final Statistics

1980-81		Field Goals					3-Point FG					Free Throws			Rebounds									
PLAYER	G	MIN	FGM	FGA	PCT	FGM	FGA	PCT	FTM	FTA	PCT	OFF	DEF	REB	AST	PF	DQ	STL	BLK	PTS	AVG	HI		
Mitchell	82	3194	853	1791	.476	4	9	.444	302	385	.784	215	287	502	139	199	0	63	52	2012	24.5	42		
K.Carr	81	2615	469	918	.511	0	4	.000	292	409	.714	260	575	835	192	296	3	76	42	1230	15.2	31		
Ra.Smith	82	2199	486	1043	.466	1	28	.036	221	271	.815	46	147	193	357	132	0	113	14	1194	14.6	33		
Phegley	82	2269	474	965	.491	8	28	.286	224	267	.839	90	156	246	184	262	7	65	15	1180	14.4	30		
Huston (Tot)	81	2434	461	942	.489	1	5	.200	150	212	.708	45	93	138	394	148	1	58	7	1073	13.2	29		
Huston (Cle)	25	542	76	153	.497	0	1	.000	22	27	.815	12	27	39	117	35	0	13	1	174	7.0	19		
Bratz	80	2595	319	817	.390	57	169	.337	107	132	.811	66	132	198	452	194	1	136	17	802	10.0	22		
Washington (Tot)	80	1812	340	747	.455	1	2	.500	119	159	.748	158	295	453	129	273	3	46	61	800	10.0	24		
Washington (Cle)	69	1505	289	630	.459	1	2	.500	102	136	.750	133	236	369	113	246	3	41	54	681	9.9	24		
Laimbeer	81	2460	337	670	.503	0	0	---	117	153	.765	266	427	693	216	332	14	56	78	791	9.8	26		
Ford	64	996	100	224	.446	0	3	.000	22	24	.917	74	90	164	84	100	1	15	12	222	3.5	14		
Calvin	21	128	13	39	.333	1	5	.200	25	35	.714	2	10	12	28	13	0	5	0	52	2.5	6		
Jordan	30	207	29	75	.387	0	0	---	10	17	.588	23	19	42	11	35	0	11	5	68	2.3	8		
Hughes (Tot)	53	490	27	70	.386	0	0	---	1	2	.500	48	79	127	35	106	2	28	35	55	1.0	6		
Hughes (Cle)	45	331	16	45	.356	0	0	---	0	0	---	29	48	77	24	73	0	17	21	32	0.7	6		
Robisch	11	372	37	98	.378	0	0	---	29	36	.806	27	58	85	44	21	0	7	6	103	9.4	17		
Ro.Smith	1	20	2	5	.400	0	0	---	4	4	1.000	1	2	3	3	6	1	0	0	8	8.0	8		
Robinzine	8	84	14	32	.438	0	0	---	5	8	.625	4	9	13	5	19	1	4	0	33	4.1	10		
Whitehead	3	8	1	3	.333	0	0	---	0	0	---	2	1	3	0	6	0	1	0	2	0.7	2		
Kinch	29	247	38	96	.396	0	0	---	4	5	.800	7	17	24	35	24	0	9	5	80	2.8	10		
Lambert	3	8	3	5	.600	0	0	---	0	0	---	1	2	3	3	2	0	0	0	6	2.0	4		
Cavaliers	82	19780	3556	7609	.467	72	249	.289	1486	1909	.778	1258	2243	3501	2007	1995	31	632	322	8670	105.7	132		
Opponents	82	19780	3608	7174	.503	52	168	.310	1800	2395	.752	1158	2499	3657	2166	1956	21	681	454	9068	110.6	140		

Season Leaders (min. 50 games)

Scoring Leaders

1	Mike Mitchell	24.5 ppg
2	Kenny Carr	15.2 ppg
3	Randy Smith	14.6 ppg

Rebounding Leaders

1	Kenny Carr	10.3 rpg
2	Bill Laimbeer	8.6 rpg
3	Mike Mitchell	6.1 rpg

Assist Leaders

1	Mike Bratz	5.7 apg
2	Geoff Huston	4.9 apg
3	Randy Smith	4.4 apg



1980-81 Top Row (Left to Right): Larry Creger, Don Ford, Jerome Whitehead, Richard Washington, Bill Laimbeer, John Lambert, Kim Hughes, Walter Jordan, Gerald Oliver (Assistant Coach)
Bottom Row (Left to Right): Mike Mitchell, Randy Smith, Roger Phegley, Don Delaney (General Manager), Ted Stepien (President), Bill Musselman (Head Coach), Chad Kinch, Mike Bratz, Kenny Carr, Paul Spicuzza (Head Trainer)

1980-81

Cleveland Cavaliers Results

Date	Opponent	W/L	Cle	Opp	Record	Cavaliers High Scorer	Opponent High Scorer	Attend.
10/10	@Boston	L	103	130	0-1	Mitchell 34	Carr 25	15,320
10/11	New Jersey	L	96	99	0-2	Smith 26	Newlin 26	5,731
10/14	Detroit	W	99	91	1-2	Mitchell 26	Kelser 22	4,071
10/16	Washington	W	90	88	2-2	Mitchell 30	Gervy 14	4,046
10/17	@ Chicago	L	79	98	2-3	Mitchell 17	Theus 19	8,536
10/18	Milwaukee	L	105	107	2-4	Smith 23	Winters 25	5,103
10/21	@ Milwaukee	L	95	115	2-5	Mitchell 24	M. Johnson 28	8,615
10/22	@ Washington	L	96	109	2-6	Mitchell 32	Hayes 27	5,118
10/24	@ New Jersey	W	126	112	3-6	Smith 31	Newlin 25	6,177
10/25	Indiana	W	118	100	4-6	Mitchell 26	Knight 23	4,811
10/28	Philadelphia	L	101	119	4-7	Mitchell 23	Erving 25	6,153
10/31	@ Los Angeles	L	98	107	4-8	Mitchell 23	Wilkes 23	9,728
11/2	@ Portland	L	96	102	4-9	Mitchell 23	Brewer 18	12,666
11/3	@ Seattle	L	83	118	4-10	Phegley 14	F. Brown 24	11,723
11/5	@ Golden State	L	98	106	4-11	Mitchell 23	Free 30	7,654
11/6	@ Utah	L	96	112	4-12	Smith 31	Griffith 30	5,704
11/8	@ Kansas City	L	106	111	4-13	Mitchell 34	Birdsong 31	7,514
11/11	Milwaukee	L	96	100	4-14	Smith 23	M. Johnson 19	4,686
11/13	Atlanta	W	114	111	5-14	Lainbeer 26	Drew 39	3,987
11/15	@ New York	L	95	100	5-15	Smith 24	Glenn 29	15,998
11/18	San Diego	W	104	94	6-15	Smith 25	Brooks 20	3,637
11/20	Houston	L	114	117	6-16	Mitchell 25	Malone 31	3,844
11/22	Boston	W	113	98	7-16	Smith 28	Parish 21	8,252
11/26	New York (OT)	L	113	119	7-17	Smith 28	Williams 37	5,598
11/28	Washington	W	126	105	8-17	Smith 33	Grevey 25	5,407
11/29	@ Indiana	L	101	117	8-18	Smith 32	Bantom 18	7,067
12/2	@ Dallas	W	109	102	9-18	Mitchell 22	Robinzine 18	5,117
12/3	@ Houston	L	109	118	9-19	Mitchell 28	Tomjanovich 20	6,887
12/4	@ San Antonio	L	100	130	9-20	Mitchell 18	Gervin 28	6,833
12/6	Detroit	W	101	100	10-20	Smith 29	Herron 24	5,562
12/9	Philadelphia	L	83	96	10-21	Mitchell 19	Erving 19	5,829
12/11	Indiana	L	100	103	10-22	Smith 23	Knight 22	3,046
12/12	@ Detroit	L	95	101	10-23	Phegley 20	Herron 21	3,352
12/13	Utah	W	110	103	11-23	Mitchell 32	Dantley 31	4,125
12/17	@ Philadelphia	L	79	103	11-24	K. Carr 25	Dawkins 19	6,873
12/18	Denver	W	130	122	12-24	K. Carr 23	Issel 23	3,576
12/20	Boston	L	102	107	12-25	Mitchell 27	Parish 24	5,038
12/23	Kansas City	L	100	102	12-26	Mitchell 37	Birdsong 31	3,627
12/26	Chicago	L	98	100	12-27	Smith 23	Kenon 26	4,481
12/29	Dallas	W	112	100	13-27	Mitchell 29	Robinzine 23	3,884
1/2	@ New Jersey	W	111	105	14-27	Mitchell 34	Newlin 22	7,147
1/3	Washington	W	132	112	15-27	Mitchell 31	Hayes 22	3,092
1/9	@ Atlanta (OT)	W	108	107	16-27	Mitchell 26	E. Johnson 24	9,398
1/10	New York	L	99	104	16-28	K. Carr 28	Cartwright 32	6,321
1/13	Los Angeles	L	104	108	16-29	Phegley 24	Abdul-Jabbar 29	7,316
1/14	@ Boston	L	113	120	16-30	Mitchell 32	Parish 33	15,320
1/16	@ Philadelphia	L	119	137	16-31	Mitchell 29	Erving 30	11,138
1/17	@ Chicago	W	110	98	17-31	Mitchell 28	Greenwood 17	9,669
1/20	Portland	W	99	94	18-31	Mitchell 24	Owens 20	4,866
1/22	New Jersey	W	108	94	19-31	K. Carr 18	Newlin 20	4,142
1/23	@ Atlanta	W	106	98	20-31	Mitchell 31	E. Johnson 28	9,820
1/24	@ Detroit	L	94	117	20-32	Smith 16	Hubbard 25	4,366
1/27	Indiana	W	114	109	21-32	Mitchell 25	Bantom 18	4,211
1/29	Phoenix	W	115	111	22-32	Mitchell/Phegley 27	J. Davis 31	5,489
2/4	Chicago	L	96	109	22-33	Phegley 19	Sobers 25	4,573
2/6	Milwaukee	L	99	103	22-34	Mitchell 30	Moncrief 21	7,179
2/7	@ Indiana	L	96	99	22-35	Mitchell 22	Orr 19	11,319
2/11	@ Philadelphia (OT)	L	120	122	22-36	Mitchell 36	Erving 37	8,993
2/12	New York	L	111	122	22-37	Mitchell 28	R. Williams 24	4,639
2/14	Golden State	W	108	90	23-37	K. Carr 22	Free 21	6,957
2/17	Detroit	W	109	108	24-37	Mitchell 41	Tyler/Long 30	4,161
2/18	@ New Jersey	L	108	110	24-38	Mitchell 42	C. Robinson 24	7,296
2/19	San Antonio	W	118	104	25-38	Mitchell 30	Gervin 32	5,574
2/21	Atlanta	L	105	118	25-39	K. Carr 28	Drew 29	8,231
2/25	@ Boston	L	103	124	25-40	Mitchell 27	Bird 30	15,320
2/27	@ Detroit	L	109	118	25-41	Washington 24	Tyler 31	5,003
3/1	@ Denver	L	127	137	25-42	Mitchell 36	Thompson 44	8,826
3/4	@ Phoenix	L	106	126	25-43	Mitchell/Phegley 30	L. Robinson 20	12,660
3/6	@ San Diego	L	125	140	25-44	Mitchell 33	F. Williams 26	5,059
3/9	@ Milwaukee	L	100	118	25-45	Mitchell 30	P. Cummings 30	11,052
3/11	Seattle	L	95	101	25-46	Lainbeer 24	Sikma 26	5,676
3/13	New Jersey	L	125	140	25-47	K. Carr 32	M. Lucas 26	6,105
3/14	@ Atlanta (OT)	W	112	110	26-47	Mitchell 31	E. Johnson 35	7,368
3/15	@ Washington	W	101	100	27-47	Lainbeer 20	Grevey/Hayes 21	7,489
3/17	Atlanta	W	122	107	28-47	Mitchell 31	E. Johnson 32	4,288
3/19	Chicago	L	111	116	28-48	Mitchell 24	Gilmore 28	6,173
3/21	@ New York	L	105	119	28-49	K. Carr 30	Richardson 27	11,268
3/22	@ Indiana	L	101	107	28-50	Mitchell 29	Knight 33	9,827
3/24	@ Chicago	L	108	121	28-51	Bratz 22	Gilmore/Jones 18	8,292
3/26	@ Milwaukee	L	109	137	28-52	Washington 21	Bridgeman 25	11,052
3/27	Philadelphia	L	117	138	28-53	Mitchell 30	Toney 24	20,175
3/29	@ Washington	L	103	138	28-54	Mitchell 20	Mahorn 28	12,755

1981-82

Season Highlights

Final Record: 15-67

Finished: 6th Place in Division

Head Coach: Don Delaney 4-11
Bob Kloppenburg 0-3
Chuck Daly 9-32
Bill Musselman 2-21

Don Delaney started the season as general manager and head coach while Bill Musselman started as Cavaliers vice president and director of player personnel...After the first 15 games of the season, Delaney was replaced by Assistant Coach Bob Kloppenburg, who was replaced by Chuck Daly after three games...Musselman finished the season as Head Coach...Cleveland acquired Ron Brewer, Reggie Johnson and cash for Mike Mitchell and Roger Phegley on Dec. 23...On Feb. 16, Cavaliers acquired Cliff Robinson from Kansas City for Reggie Johnson...twenty-three players suited up in a Cavaliers jersey during the season.

Final Statistics

1981-82 PLAYER	Field Goals					3-Point FG			Free Throws			Rebounds					AST	PF	DQ	STL	BLK	PTS	AVG	HI
	G	MIN	FGM	FGA	PCT	FGM	FGA	PCT	FTM	FTA	PCT	OFF	DEF	REB										
Mitchell	27	973	229	504	.454	0	6	.000	72	100	.720	71	70	141	39	77	0	27	15	530	19.6	36		
Brewer (Tot)	72	2319	569	1194	.477	8	31	.258	211	260	.812	55	106	161	188	151	0	82	30	1357	18.8	44		
Brewer (Cle)	47	1724	387	833	.465	5	21	.238	134	172	.779	42	69	111	121	114	0	59	23	913	19.4	32		
Robinson (Tot)	68	2175	518	1143	.453	0	4	.000	222	313	.709	174	435	609	120	222	4	88	103	1258	18.5	38		
Robinson (Cle)	30	946	196	435	.451	0	1	.000	97	133	.729	91	196	287	49	102	3	42	43	489	16.3	34		
Edwards	77	2539	528	1033	.511	0	4	.000	232	339	.684	189	392	581	123	347	17	24	117	1288	16.7	31		
K. Carr	46	1482	271	524	.517	1	9	.111	145	220	.659	114	280	394	63	180	0	58	16	688	15.0	32		
Moore	4	70	19	38	.500	1	5	.200	6	8	.750	1	3	4	15	1	6	1	45	11.3	20			
Silas	67	1447	251	573	.438	0	5	.000	246	286	.860	26	83	109	222	109	0	40	6	748	11.2	31		
Wilkerson	65	1805	284	679	.418	3	18	.167	145	185	.784	60	190	250	237	188	3	92	25	716	11.0	28		
Wedman	54	1638	260	589	.441	5	23	.217	66	90	.733	128	176	304	133	189	4	73	14	591	10.9	30		
Huston	78	2409	325	672	.484	3	10	.300	153	200	.765	53	97	150	590	169	1	70	11	806	10.3	26		
Hubbard (Tot)	83	1839	326	665	.490	0	4	.000	191	280	.682	187	286	473	91	292	3	65	19	843	10.2	21		
Hubbard (Cle)	31	735	119	255	.467	0	1	.000	85	117	.726	86	115	201	24	116	2	27	3	323	10.4	21		
Johnson	23	617	94	175	.537	0	0	---	35	44	.795	43	82	125	22	73	1	6	17	223	9.7	19		
Phegley	27	566	104	214	.486	4	13	.308	36	45	.800	28	43	71	53	61	0	16	2	248	9.2	18		
Laimbeer	50	894	119	253	.470	3	6	.500	93	120	.775	124	153	277	45	170	3	22	30	334	6.7	30		
Washington	18	313	50	115	.435	0	2	.000	9	15	.600	32	43	75	15	51	0	8	2	109	6.1	12		
Branson	10	176	21	52	.404	0	0	---	11	12	.917	14	19	33	6	17	0	5	4	53	5.3	13		
Evans (Tot)	22	270	35	86	.407	0	6	.000	13	20	.650	5	17	22	42	36	1	13	0	83	3.8	12		
Evans (Cle)	8	74	11	35	.314	0	4	.000	5	8	.625	2	8	10	20	10	0	4	0	27	3.4	12		
Mokeski (Tot)	67	868	84	193	.435	0	3	.000	48	63	.762	59	149	208	35	171	2	33	40	216	3.2	11		
Mokeski (Cle)	28	345	35	82	.427	0	2	.000	23	30	.767	24	62	86	11	68	0	20	17	93	3.3	11		
Herron	30	269	39	106	.368	0	1	.000	7	8	.875	10	11	21	23	25	0	8	2	85	2.8	12		
Dillard	33	221	29	79	.367	0	4	.000	15	23	.652	6	9	15	34	40	0	8	2	73	2.2	8		
Bennett	3	23	2	4	.500	0	0	---	1	6	.167	1	2	3	0	2	0	1	0	5	1.7	4		
Restani (Tot)	47	483	32	88	.364	0	1	.000	10	16	.625	39	73	112	22	56	0	11	11	74	1.6	10		
Restani (Cle)	34	338	23	60	.383	0	1	.000	7	12	.583	31	46	77	15	40	0	10	7	53	1.6	10		
Ford	21	201	9	24	.375	0	1	.000	5	6	.833	14	21	35	11	30	0	8	0	23	1.1	6		
Cavaliers	82	19805	3405	7334	.464	25	137	.182	1628	2179	.747	1190	2170	3360	1871	2193	35	634	357	8463	103.2	127		
Opponents	82	19805	3608	7044	.512	39	131	.298	1906	2529	.754	1125	2529	3654	2169	2071	17	655	480	9161	111.7	147		

Season Leaders (min. 50 games)

Scoring Leaders			Rebounding Leaders			Assist Leaders		
1	Ron Brewer	18.8 ppg	1	Cliff Robinson	9.0 rpg	1	Geoff Huston	7.6 apg
2	Cliff Robinson	18.5 ppg	2	James Edwards	7.5 rpg	2	Bobby Wilkerson	3.6 apg
3	James Edwards	16.7 ppg	3	Phil Hubbard	5.7 rpg	3	James Silas	3.3 apg



1981-82 Top Row (Left to Right): Gary Briggs (Trainer), Paul Porter, Scott Wedman, Phil Hubbard, Kenny Carr, Richard Washington, Paul Mokeski, James Edwards, Brad Branson, Bruce Flowers, David Magley, Keith Herron, Gerald Oliver (Assistant Coach), Bob Kloppenburg (Assistant Coach)
Bottom Row (Left to Right): Bobby Wilkerson, Ron Brewer, Anthony "Mickey" Dillard, Geoff Huston, Bill Musselman (Head Coach), Ted Stepien (President), Don Delaney (General Manager), Lowes Moore, John Bagley, Mike Evans, James Silas

1981-82

Cleveland Cavaliers Results

Date	Opponent	W/L	Cle	Opp	Record	Cavaliers High Scorer	Opponent High Scorer	Attend.
10/30	@Philadelphia	L	104	128	0-1	Wilkerson 17	Erving 27	14,102
11/3	@ Dallas	W	125	110	1-1	Mitchell 33	Aguirre 27	6,981
11/4	@ San Antonio	L	102	128	1-2	Carr 21	Brewer 39	11,276
11/7	@ Houston	W	96	92	2-2	Carr 19	Malone 31	9,317
11/9	Chicago	W	102	101	3-2	Edwards 22	Theus/Wilkes 20	10,514
11/10	@ Indiana	L	102	109	3-3	Phegley 18	Bantom 28	6,864
11/12	@ Detroit	L	99	130	3-4	Huston 19	Thomas 32	3,586
11/14	Boston	L	91	92	3-5	Mitchell 22	Archibald 16	11,373
11/15	@ Milwaukee	L	96	98	3-6	Silas 21	Moncrief 28	8,257
11/18	Detroit	W	110	103	4-6	Carr/Mitchell 21	Long 18	4,957
11/20	Philadelphia	L	94	99	4-7	Carr 19	Erving 28	10,550
11/24	@ Atlanta (OT)	L	92	94	4-8	Mitchell 17	Sparrow 18	4,697
11/25	Indiana	L	102	108	4-9	Mitchell/Edwards 22	Davis 28	4,667
11/27	New York	L	95	116	4-10	Mitchell/Edwards 23	Richardson 33	6,211
11/28	@ New York	L	90	101	4-11	Huston 19	Williams 26	9,633
12/1	Milwaukee	L	110	126	4-12	Mitchell 29	Moncrief 39	4,076
12/2	@ New Jersey	L	106	125	4-13	Mitchell 20	R. Williams 27	12,261
12/5	@ Washington	L	87	94	4-14	Mitchell 26	Ruland 21	5,798
12/9	Atlanta (OT)	W	112	108	5-14	Mitchell 27	Roundfield 33	3,144
12/11	@ Philadelphia	L	113	131	5-15	Mitchell 20	Erving 27	10,365
12/12	Denver	L	115	120	5-16	Carr 29	Thompson 34	6,549
12/15	@ Chicago	L	89	98	5-17	Huston/Mitchell 20	Gilmore 26	5,887
12/16	Washington	L	102	106	5-18	Mitchell 23	Ballard 25	4,357
12/18	@ Indiana	L	73	109	5-19	Wilkerson 16	Bantom/Carter 15	4,942
12/19	New Jersey	L	107	119	5-20	Mitchell 36	Birsong 29	2,767
12/22	@ Boston	L	116	120	5-21	Mitchell 31	Bird 36	15,320
12/23	Kansas City	W	114	95	6-21	Laimbeer 30	S. Johnson 14	2,843
12/26	Milwaukee	L	102	109	6-22	Brewer 31	Lanier 23	6,126
12/30	New York (OT)	L	108	110	6-23	Carr 32	Lucas 23	5,569
1/2	Boston	L	103	106	6-24	Silas 25	Bird 24	13,457
1/5	@ Atlanta	L	103	113	6-25	Brewer 27	Roundfield 26	5,112
1/7	Washington	L	100	109	6-26	Brewer 27	Ballard 27	4,298
1/8	@ New Jersey	L	100	110	6-27	Brewer 27	Williams/Walker 18	12,521
1/12	Los Angeles	L	100	114	6-28	Carr 21	Wilkes 33	8,259
1/13	@ Kansas City	L	104	117	6-29	Brewer 30	Loder 25	7,884
1/15	@ San Diego	L	108	117	6-30	Edwards 29	Brooks 21	4,128
1/16	@ Utah	W	125	120	7-30	Brewer 27	Dantley 46	7,548
1/19	Seattle	L	97	99	7-31	Edwards/Brewer 20	Sikma 28	4,333
1/22	@ Chicago	L	93	108	7-32	Brewer 20	Gilmore 21	6,569
1/23	Atlanta	L	99	109	7-33	Edwards 23	Drew 21	4,551
1/27	Golden State	W	110	106	8-33	Huston 24	King 29	4,184
1/28	Boston	L	104	116	8-34	Brewer 22	Bird 33	9,243
2/2	@ Washington	W	100	99	9-34	Edwards 21	Collins 24	6,430
2/3	Indiana	W	108	104	10-34	Edwards 24	Davis 23	3,257
2/6	@ Atlanta	W	88	87	11-34	R. Johnson 17	Drew 14	10,094
2/7	New Jersey	L	94	110	11-35	Brewer 18	R. Williams 25	4,611
2/10	Portland	L	91	105	11-36	Edwards/Brewer 22	Natt 24	4,345
2/11	@ Detroit	L	113	123	11-37	Edwards 31	Long 35	3,205
2/13	Indiana	L	109	110	11-38	Brewer 28	Owens 24	4,529
2/14	Milwaukee	L	97	125	11-39	Carr 22	M. Johnson 30	5,719
2/17	Houston	L	102	110	11-40	Edwards 20	Malone 44	4,515
2/19	@ Milwaukee	L	88	106	11-41	Silas 31	Moncrief 26	11,052
2/20	Dallas	W	116	109	12-41	Robinson 34	Vincent 28	5,510
2/24	@ Phoenix	L	97	131	12-42	Edwards 29	Adams 22	11,292
2/28	@ Los Angeles	L	101	102	12-43	Edwards 25	Abdul-Jabbar 32	14,882
3/2	@ Golden State	L	108	117	12-44	Edwards 24	King 28	8,236
3/3	@ Seattle	L	107	136	12-45	Silas 28	Kelser 19	14,221
3/5	@ Portland	W	111	110	13-45	Silas 22	Thompson 28	12,666
3/7	@ Denver	L	127	147	13-46	Robinson 29	English 26	9,889
3/11	Phoenix	L	95	101	13-47	Brewer 21	Robinson 21	4,577
3/13	Utah	W	121	115	14-47	Robinson 25	Dantley 28	5,264
3/14	Detroit	L	103	109	14-48	Edwards 21	Trippucka 37	6,120
3/17	San Diego (OT)	W	113	107	15-48	Brewer 31	Wood 29	4,128
3/19	@ Milwaukee	L	97	119	15-49	Hubbard 18	Cummings 17	11,052
3/20	San Antonio	L	102	115	15-50	Edwards 29	Gervin 41	8,125
3/21	Chicago	L	93	98	15-51	Robinson 22	Gilmore 20	4,172
3/23	@ New York	L	97	120	15-52	Edwards 24	Lucas 24	7,304
3/24	@ Boston	L	115	136	15-53	Brewer 29	Parish 27	15,320
3/26	Philadelphia	L	111	115	15-54	Brewer 31	Cheeks 21	12,126
3/28	Washington	L	101	104	15-55	Brewer 29	Ballard 23	4,427
3/31	@ New Jersey	L	87	103	15-56	Brewer 23	Cook 23	13,231
4/1	@ New York	L	110	111	15-57	Huston 22	Westphal 18	7,179
4/2	@ Philadelphia	L	115	135	15-58	Silas 31	B. Jones 22	13,424
4/4	New Jersey	L	109	119	15-59	Wedman 29	R. Williams 27	4,105
4/6	@ Washington	L	85	94	15-60	Robinson 24	Haywood 24	7,231
4/7	Chicago	L	105	122	15-61	Silas 30	Theus 22	4,167
4/9	@ Indiana	L	97	100	15-62	Wedman 30	Davis 19	5,709
4/10	New York	L	114	117	15-63	Huston 26	Cartwright 22	4,973
4/13	Atlanta	L	111	119	15-64	Robinson 27	Roundfield/Glenn 26	4,245
4/15	@ Detroit	L	110	120	15-65	Brewer 23	Trippucka/Long 22	4,495
4/16	@ Chicago	L	102	112	15-66	Brewer 31	Gilmore 28	4,963
4/18	Detroit (OT)	L	113	116	15-67	Brewer 32	Thomas 29	5,580

1982-83

Season Highlights

Final Record: 23-59

Finished: 5th Place in Division

Head Coach: Tom Nissalke

Tom Nissalke was named head coach just a week prior to the season...Cavaliers acquired World B. Free from Golden State in exchange for Ron Brewer on Dec. 15...Cleveland improved their win total from 15 to 23...Free finished eighth in the league in scoring (23.9) and Cliff Robinson ranked seventh in rebounding (11.1).

Final Statistics

1982-83	Field Goals					3-Point FG			Free Throws			Rebounds												
PLAYER	G	MIN	FGM	FGA	PCT	FGM	FGA	PCT	FTM	FTA	PCT	OFF	DEF	REB	AST	PF	DQ	STL	BLK	PTS	AVG	HI		
Free (Tot)	73	2638	649	1423	.456	15	45	.333	430	583	.738	92	109	201	290	241	4	97	15	1743	23.9	38		
Free (Cle)	54	1938	485	1059	.458	15	42	.357	324	434	.747	70	87	157	201	175	3	82	12	1309	24.2	37		
Wedman	35	1290	280	583	.480	9	22	.409	65	77	.844	69	139	208	86	145	5	23	11	634	18.1	30		
Robinson	77	2601	587	1230	.477	0	5	.000	213	301	.708	190	666	856	145	272	7	61	58	1387	18.0	40		
Edwards	15	382	73	150	.487	0	0	---	38	61	.623	37	59	96	13	61	3	7	14	184	12.3	25		
Huston	80	2716	401	832	.482	4	12	.333	168	245	.686	41	118	159	487	215	1	74	4	974	12.2	31		
Brewer	21	563	98	245	.400	0	3	.000	44	51	.863	9	28	37	27	27	0	20	6	240	11.4	33		
Hubbard	82	1953	288	597	.482	0	2	.000	204	296	.689	222	249	471	89	271	11	87	8	780	9.5	22		
Nicks	9	148	26	59	.441	0	1	.000	11	17	.647	8	18	26	11	17	0	6	0	63	7.0	22		
Wilkerson	77	1702	213	511	.417	0	4	.000	93	124	.750	62	180	242	189	157	0	68	16	519	6.7	21		
Kenon (Tot)	48	770	119	257	.463	0	1	.000	42	57	.737	66	81	147	39	64	0	23	9	280	5.8	22		
Kenon (Cle)	32	624	100	212	.472	0	1	.000	35	46	.761	52	65	117	34	49	0	21	9	235	7.3	22		
Bagley	68	990	161	373	.432	0	14	.000	64	84	.762	17	79	96	167	74	0	54	5	386	5.7	29		
Mokeski	23	539	55	121	.455	0	0	---	16	26	.615	47	91	138	26	85	6	12	23	126	5.5	13		
Cook (Tot)	75	1333	148	304	.487	0	3	.000	79	104	.760	119	216	335	102	181	3	39	31	375	5.0	14		
Cook (Cle)	30	782	87	162	.537	0	1	.000	38	50	.760	75	131	206	44	92	3	27	18	212	7.1	14		
Flowers	53	699	110	206	.534	0	2	.000	41	53	.774	71	109	180	47	99	2	19	12	261	4.9	14		
Lacey	60	1232	111	264	.420	2	9	.222	29	37	.784	62	169	231	118	209	3	29	25	253	4.2	16		
Hayes	65	1058	104	217	.479	0	1	.000	29	51	.569	102	134	236	36	215	9	17	41	237	3.6	15		
Tillis (Tot)	52	526	76	181	.420	0	1	.000	16	28	.571	41	89	130	18	76	3	8	30	168	3.2	22		
Tillis (Cle)	37	482	69	158	.437	0	0	---	14	22	.636	37	84	121	16	68	3	8	28	152	4.1	22		
Magley	14	56	4	16	.250	0	1	.000	4	8	.500	2	8	10	2	5	0	2	0	12	0.9	4		
Cavaliers	82	19755	3252	6995	.465	30	120	.250	1430	1983	.721	1173	2414	3587	1738	2236	56	617	290	7964	97.1	132		
Opponents	82	19755	3381	6911	.489	32	146	.219	1780	2396	.743	974	2382	3356	2005	1830	14	621	431	8574	104.6	132		

Season Leaders (min. 50 games)

Scoring Leaders			Rebounding Leaders			Assist Leaders		
1	World B. Free	23.9 ppg	1	Cliff Robinson	11.1 rpg	1	Geoff Huston	6.1 apg
2	Cliff Robinson	18.0 ppg	2	Phil Hubbard	5.7 rpg	2	World B. Free	4.0 apg
3	Geoff Huston	12.2 ppg	3	Jeff Cook	4.5 rpg	3	John Bagley	2.5 apg



1982-83 Top Row (Left to Right): Gary Briggs (Trainer), Bobby Wilkerson, Bruce Flowers, Richard Washington, Steve Hayes, James Edwards, Paul Mokeski, Cliff Robinson, Phil Hubbard
Bottom Row (Left to Right): Scott Wedman, John Bagley, Geoff Huston, Harry Weltman (President), Tom Nissalke (Head Coach), Don Delaney (General Manager), Ron Brewer, David Magley

1982-83

Cleveland Cavaliers Results

Date	Opponent	W/L	Cle	Opp	Record	Cavaliers High Scorer	Opponent High Scorer	Attend.
10/29	Boston	L	93	104	0-1	Edwards 25	Parish 22	8,633
10/31	Milwaukee	L	95	119	0-2	Robinson 18	Bridgeman 17	6,622
11/2	Detroit	L	119	128	0-3	Edwards 22	Thomas 30	2,976
11/4	@ Chicago	L	111	118	0-4	Robinson 26	Theus 40	4,520
11/5	New Jersey	L	91	99	0-5	Edwards 23	Birdsong 27	2,981
11/10	@ Golden State (OT)	W	132	120	1-5	Brewer 33	Free 38	6,390
11/12	@ Phoenix	L	81	94	1-6	Wedman 17	Davis 17	9,876
11/14	@ Los Angeles	L	98	111	1-7	Robinson/Brewer 20	Wilkes 30	12,806
11/18	@ San Diego	L	98	107	1-8	Wedman 25	Cummings 30	2,923
11/19	@ Seattle	L	94	101	1-9	Brewer 18	Sikma/Thompson 17	14,190
11/21	@ Portland	L	79	129	1-10	Wilkinson 21	Paxson 23	12,666
11/23	Utah	L	99	121	1-11	Wilkinson 19	Dantley 27	2,163
11/26	Philadelphia	L	102	120	1-12	Robinson/Wedman 23	Malone 24	10,105
11/28	Kansas City	W	118	110	2-12	Huston 21	Williams 26	1,989
11/30	@ Milwaukee	L	78	88	2-13	Wedman 16	Bridgeman 20	8,765
12/1	New York	L	84	101	2-14	Robinson 15	King 25	2,114
12/3	@ Indiana	L	103	111	2-15	Robinson 24	Knight 41	3,216
12/4	Indiana	W	109	89	3-15	Brewer 30	Sichting 18	4,507
12/7	Atlanta	L	90	102	3-16	Wedman 24	Wilkins 25	2,254
12/8	@ Boston	L	93	113	3-17	Wedman 26	Bird 30	15,320
12/10	Denver	L	107	117	3-18	Wedman/Hubbard 21	English 27	1,997
12/15	@ Philadelphia	L	93	99	3-19	Robinson 26	Malone 23	9,208
12/16	@ Atlanta	L	97	106	3-20	Robinson 25	Sparrow 24	4,564
12/18	Detroit	L	90	97	3-21	Wilkinson 20	Thomas 28	3,195
12/21	@ Washington	L	74	77	3-22	Wedman 19	Ballard 28	5,791
12/22	Indiana	W	100	96	4-22	Free 27	Carter 23	4,135
12/27	@ New Jersey	L	82	94	4-23	Robinson/Free 20	King 24	11,035
12/29	New York	L	87	91	4-24	Free 28	King 25	5,234
12/30	@ New York	L	89	94	4-25	Wedman 20	King 21	9,615
1/2	San Antonio	L	95	103	4-26	Robinson 23	Mitchell 33	3,010
1/5	@ Detroit	L	116	130	4-27	Free 27	Johnson 26	5,074
1/6	Los Angeles	L	107	125	4-28	Free 28	Nixon 20	11,270
1/8	Washington	W	98	82	5-28	Wedman 30	Ballard 19	2,385
1/12	Chicago	L	96	98	5-29	Free 24	Theus 30	2,238
1/13	@ Milwaukee	L	100	110	5-30	Free 22	Moncrief 30	9,974
1/15	Boston	W	90	86	6-30	Robinson 25	Bird/Archibald 14	7,548
1/18	Philadelphia	L	90	98	6-31	Free 23	Toney 23	7,220
1/20	@ Washington	W	97	89	7-31	Free 29	Ballard 18	4,518
1/21	@ New Jersey	L	99	105	7-32	Free 20	Birdsong 20	10,729
1/23	@ Boston	L	91	105	7-33	Free 31	Parish 26	15,320
1/25	@ New York	L	78	111	7-34	Free 21	Westphal/Grunfeld 17	6,514
1/26	Chicago	L	119	124	7-35	Huston 31	Theus 27	2,265
1/28	@ Detroit	W	107	106	8-35	Robinson 30	Thomas 27	8,211
1/29	Seattle	W	89	88	9-35	Free 31	Williams 25	3,560
2/1	@ Atlanta	L	84	93	9-36	Free 24	Sparrow 21	4,802
2/2	New Jersey	L	105	118	9-37	Kenon 19	Williams 22	2,071
2/4	Atlanta	L	81	92	9-38	Free 26	Johnson 21	2,066
2/5	@ Chicago	L	113	117	9-39	Free 36	Theus 29	6,257
2/6	San Diego	W	110	107	10-39	Robinson 36	Cummings 24	3,042
2/9	Milwaukee	W	104	94	11-39	Free 32	Moncrief 28	2,088
2/10	@ Indiana	W	99	94	12-39	Free 30	Carter 24	3,059
2/16	Dallas	W	99	96	13-39	Robinson/Free 23	Aguirre 29	3,587
2/17	@ New York	L	92	108	13-40	Hubbard 13	Cartwright 25	8,092
2/20	Phoenix	L	81	103	13-41	Free 31	Nance 21	3,782
2/23	Golden State	W	99	98	14-41	Free 30	Lloyd 21	3,412
2/26	Detroit	L	102	122	14-42	Free 25	Tripucka 26	4,668
2/27	Portland	W	98	92	15-42	Free 30	Natt/Paxson 24	2,697
3/1	@ Denver	L	121	132	15-43	Free 25	English 31	10,492
3/3	@ Utah	L	113	118	15-44	Robinson 33	Drew 40	7,233
3/5	@ Dallas	W	98	91	16-44	Free 25	Vincent 18	11,358
3/6	@ San Antonio	L	98	117	16-45	Robinson 25	Gilmore 23	7,252
3/8	@ Houston	W	102	99	17-45	Free 37	Murphy 23	7,036
3/13	@ Milwaukee	L	83	117	17-46	Free 19	Moncrief 15	10,035
3/15	@ Washington (OT)	L	92	95	17-47	Free 35	Ruland 26	5,832
3/16	New Jersey	L	90	96	17-48	Robinson 24	Richardson/King 19	1,814
3/18	Atlanta	L	73	97	17-49	Free 22	Roundfield 26	2,461
3/20	Boston	L	79	90	17-50	Wilkinson 18	Bird 19	7,180
3/22	@ Kansas City	L	94	117	17-51	Tillis/Free 22	Woodson 23	4,924
3/23	New York	W	84	81	18-51	Hubbard 22	King 16	2,145
3/25	@ Boston	L	102	124	18-52	Free 28	Henderson 22	15,320
3/27	@ Philadelphia	L	80	94	18-53	Robinson 17	Malone 33	13,327
3/29	@ Atlanta	L	82	95	18-54	Free 16	Roundfield 25	5,064
3/30	Houston	W	102	95	19-54	Free 28	Bailey 22	4,575
4/1	@ Detroit	L	111	120	19-55	Bagley 29	Tripucka 43	15,388
4/3	Philadelphia	L	84	96	19-56	Robinson 20	Malone 26	7,622
4/5	@ Chicago	W	101	91	20-56	Robinson 24	Theus 28	4,612
4/7	Milwaukee	L	87	100	20-57	Hubbard 16	Moncrief 21	2,441
4/9	@ New Jersey	L	105	115	20-58	Free 25	King 30	9,610
4/10	Indiana	W	110	105	21-58	Robinson 27	Kellogg 24	2,039
4/13	Chicago	L	98	107	21-59	Free 20	Dalley 20	1,952
4/15	@ Indiana (OT)	W	132	124	22-59	Robinson 20	Branson 22	3,918
4/17	Washington	W	118	105	23-59	Free 20	Kopicki 16	2,495

1983-84

Season Highlights

Final Record: 28-54

Finished: 4th Place in Division

Head Coach: Tom Nissalke

Gordon Gund and George Gund III took over ownership of the Cavaliers during the offseason...George Karl joined the Cavaliers as director of player acquisition...Radio Play-By-Play Announcer Joe Tait returned to Cleveland following a two-year stint with New Jersey and Chicago...Cliff Robinson ranked eighth in the league in rebounding (10.3) and Roy Hinson ranked sixth in the NBA in blocks (1.81).

Final Statistics

1983-84 PLAYER	Field Goals					3-Point FG			Free Throws			Rebounds					PTS	AVG	HI
	G	MIN	FGM	FGA	PCT	FGM	FGA	PCT	FTM	FTA	PCT	OFF	DEF	REB	AST	PF	DQ	STL	BLK
Free	75	2375	626	1407	.445	22	63	.349	395	504	.784	89	128	217	226	214	2	94	8
Robinson	73	2402	533	1185	.450	1	2	.500	234	334	.701	156	597	753	185	195	2	51	32
Hubbard	80	1799	321	628	.511	0	1	.000	221	299	.739	172	208	380	86	244	3	71	6
Shelton	79	2101	371	779	.476	1	5	.200	107	140	.764	140	241	381	179	279	9	76	55
Huston	77	2041	348	699	.498	2	11	.182	110	154	.714	32	64	96	413	126	0	38	1
Thompson	82	1731	309	662	.467	9	39	.231	115	149	.772	120	192	312	122	192	2	70	37
Bagley	76	1712	257	607	.423	2	17	.118	157	198	.793	49	107	156	333	113	1	78	4
Cook	81	1950	188	387	.486	1	2	.500	94	130	.723	174	310	484	123	282	7	68	47
Hinson	80	1858	184	371	.496	0	0	---	69	117	.590	175	324	499	69	306	11	31	145
Granger	56	738	97	226	.429	4	13	.308	53	70	.757	8	47	55	134	97	0	24	0
Garris	33	267	52	102	.510	0	0	---	27	34	.794	35	42	77	10	40	0	8	6
Poquette	51	858	75	171	.439	1	5	.200	34	43	.791	57	125	182	49	114	1	20	33
Crompton	7	23	1	8	.125	0	0	---	3	6	.500	6	3	9	1	4	0	1	1
Cavaliers	82	19855	3362	7232	.465	43	164	.262	1619	2178	.743	1213	2388	3601	1930	2206	38	630	375
Opponents	82	19855	3373	6930	.487	50	190	.263	1939	2541	.763	983	2405	3388	2141	1906	21	579	395

Season Leaders (min. 50 games)

Scoring Leaders			Rebounding Leaders			Assist Leaders		
1	World B. Free	22.3 ppg	1	Cliff Robinson	10.3 rpg	1	Geoff Huston	5.4 apg
2	Cliff Robinson	17.8 ppg	2	Roy Hinson	6.2 rpg	2	John Bagley	4.4 apg
3	Phil Hubbard	10.8 ppg	3	Jeff Cook	6.0 rpg	3	World B. Free	3.0 apg



1983-84 Top Row (Left to Right): Phil Hubbard, John Garris, Roy Hinson, Ben Poquette, Jeff Cook, Cliff Robinson, Lonnie Shelton, Paul Thompson, Gary Briggs (Head Trainer)

Bottom Row (Left to Right): Gene Little, World B. Free, Geoff Huston, Tom Nissalke (Head Coach), Gordon Gund (Co-Chairman and President), Harry Weltman (President), Stewart Granger, John Bagley, Ed Badger (Assistant Coach)

1983-84

Cleveland Cavaliers Results

Date	Opponent	W/L	Cle	Opp	Record	Cavaliers High Scorer	Opponent High Scorer	Attend.
10/28	New York	L	106	113	0-1	Free 35	Cartwright 24	6,082
10/29	Boston	L	89	108	0-2	Free 32	McHale 22	8,194
11/1	@ New Jersey	L	113	125	0-3	Free 24	Williams 18	9,178
11/2	Houston	W	103	94	1-3	Free 33	Sampson 16	11,156
11/4	Dallas	W	105	84	2-3	Free 40	Aquirre 20	3,426
11/5	@ Indiana	L	87	99	2-4	Robinson 20	Sichting 26	7,115
11/9	@ Seattle	L	101	113	2-5	Free 30	Brown 27	7,189
11/10	@ Portland	L	110	115	2-6	Free 37	Paxson 23	12,666
11/12	@ Golden State	L	102	109	2-7	Free 27	Short 16	6,770
11/16	@ Phoenix	L	104	115	2-8	Shelton 24	Davis 35	8,200
11/17	@ Los Angeles	L	114	127	2-9	Robinson 28	Wilkes 24	11,467
11/20	@ San Diego	L	97	99	2-10	Free 25	Hodges 20	4,056
11/23	Washington	W	107	98	3-10	Free 36	Ruland 23	3,245
11/26	@ New York	L	84	96	3-11	Free 25	Cartwright 21	9,621
11/27	San Antonio	W	114	106	4-11	Thompson 26	Gervin 25	3,782
11/29	@ Detroit	L	93	103	4-12	Robinson 26	Long 23	6,259
11/30	Portland	W	112	105	5-12	Free 34	Paxson 24	2,598
12/2	Indiana	W	108	99	6-12	Free 33	Kellogg 21	3,246
12/3	@ Atlanta	L	91	102	6-13	Robinson 24	Johnson 26	6,291
12/6	@ New Jersey	L	105	114	6-14	Free 24	Dawkins 36	9,005
12/7	Atlanta	W	106	92	7-14	Free 21	Johnson 23	2,589
12/9	Milwaukee	L	83	96	7-15	Hubbard 17	Moncrief 27	3,487
12/10	@ Chicago	W	101	95	8-15	Robinson 22	Woodridge 25	3,849
12/13	Utah	L	105	107	8-16	Free 26	Dantley 35	2,525
12/14	@ Boston	L	108	110	8-17	Free 30	Parish 30	14,890
12/16	@ Philadelphia	L	105	115	8-18	Free 24	Toney 29	12,452
12/17	@ Washington	L	95	119	8-19	Free 26	Sobers 28	6,207
12/21	Detroit	L	112	119	8-20	Free 19	Long 30	2,529
12/23	Milwaukee	L	83	89	8-21	Free/Hubbard 17	Bridgeman 23	4,245
12/29	Atlanta	W	88	77	9-21	Free 23	Rollins 18	3,822
12/30	@ Atlanta	L	98	109	9-22	Bagley 20	Davis 26	5,201
1/3	@ Milwaukee	L	92	104	9-23	Free 20	Moncrief 24	8,910
1/4	Los Angeles	L	99	106	9-24	Shelton 24	Johnson 23	8,027
1/6	@ Boston	L	97	115	9-25	Free 23	Bird 19	14,890
1/7	Philadelphia	W	106	98	10-25	Free 36	Toney 40	13,625
1/10	@ Milwaukee	W	116	104	11-25	Free 34	Moncrief 28	8,874
1/14	Detroit (OT)	L	131	132	11-26	Free 31	tripucka 44	7,625
1/17	@ Chicago	W	105	103	12-26	Free 23	Woodridge 23	3,877
1/18	Philadelphia	L	107	109	12-27	Hubbard 31	Toney 28	7,444
1/20	@ Philadelphia	L	106	109	12-28	Free 32	Erving 23	14,071
1/21	Chicago	L	94	111	12-29	Robinson 14	Dalley 36	3,957
1/24	Boston	L	97	118	12-30	Robinson 19	Bird 24	5,830
1/31	Detroit (OT)	W	114	112	13-30	Robinson 32	Trippucka 24	3,548
2/3	Chicago	W	106	76	14-30	Free 22	Green 11	3,438
2/4	San Diego	W	108	100	15-30	Free 28	Nixon 31	4,278
2/7	@ Detroit	L	99	130	15-31	Robinson 22	Long 24	8,332
2/8	Golden State	W	119	108	16-31	Robinson 31	Carroll 32	2,675
2/10	Seattle	W	95	90	17-31	Robinson/Bagley 20	Chambers 24	3,543
2/11	@ Indiana	W	86	83	18-31	Bagley 16	Williams 16	10,616
2/14	New Jersey	W	103	93	19-31	Free 30	Ransey 21	3,052
2/15	Phoenix	W	104	90	20-31	Bagley 26	Davis 27	4,096
2/18	Indiana	L	93	118	20-32	Thompson 19	Kellogg 24	10,105
2/21	@ Atlanta	L	84	102	20-33	Free 21	Wilkins 36	4,940
2/23	Philadelphia (OT)	W	116	109	21-33	Free 35	Malone 29	14,517
2/25	Washington	W	94	83	22-33	Huston 16	Ballard 22	5,183
2/26	@ Detroit	L	109	121	22-34	Free 32	Thomas 40	8,560
2/28	@ Kansas City (2 OT)	L	137	142	22-35	Free 35	Johnson 28	11,220
3/1	@ Denver	L	113	119	22-36	Huston 23	Vandeweghe 34	10,033
3/2	@ Utah	L	104	110	22-37	Free 30	Griffith 30	10,495
3/6	@ San Antonio	L	122	129	22-38	Robinson 25	Mitchell 37	5,833
3/7	@ Dallas	L	103	115	22-39	Free 24	Blackman 22	11,558
3/11	@ Houston	L	101	108	22-40	Free 29	Sampson 23	7,912
3/13	Atlanta	W	92	83	23-40	Robinson 29	Roundfield/Davis 14	3,103
3/15	@ New York	L	82	105	23-41	Robinson 18	Williams 19	7,922
3/16	Denver	L	102	118	23-42	Robinson 24	English/Vandeweghe 29	4,682
3/18	Kansas City	L	97	108	23-43	Huston 18	Woodson 33	2,796
3/20	@ Chicago (OT)	L	104	108	23-44	Free 26	Dalley 36	3,518
3/21	New York	W	100	99	24-44	Robinson 24	King 19	3,552
3/23	@ Philadelphia	L	95	100	24-45	Robinson 22	Malone 31	11,402
3/25	Washington	W	101	96	25-45	Robinson 24	Ballard 23	3,370
3/27	New Jersey	W	106	103	26-45	Free 29	Richardson 25	3,638
3/28	@ Milwaukee	L	98	130	26-46	Garris 20	Johnson 21	9,187
3/30	@ Indiana	L	87	90	26-47	Free 24	Kellogg 24	7,830
3/31	Indiana (OT)	L	119	120	26-48	Shelton 33	Stipanovich 23	6,598
4/1	Boston	L	86	98	26-49	Robinson 18	Bird 29	7,094
4/5	Chicago	W	114	99	27-49	Shelton 21	Dalley 23	2,804
4/6	@ Boston	L	94	113	27-50	Robinson 18	Bird 33	14,890
4/8	@ New Jersey	L	97	124	27-51	Bagley 19	Dawkins 17	12,252
4/9	@ New York	L	113	118	27-52	Free 39	King 32	8,242
4/11	Milwaukee	L	95	108	27-53	Free 21	Johnson/Dunleavy 17	3,412
4/13	New York	L	98	107	27-54	Free 23	King 28	5,177
4/14	@ Washington	W	117	109	28-54	Hubbard 25	Ruland/Malone 24	8,033

1984-85

Season Highlights

Final Record: 36-46

Finished: 4th Place in Division

Head Coach: George Karl

George Karl took over the reins as head coach, his first season as a head coach in the NBA...the Cavaliers opened up 2-19 before a 34-27 finish...Cleveland made the playoffs, losing to Boston, 3-1, in the first round...the Cavaliers went on a seven-game road winning streak from Feb. 15 to Mar. 6, setting a then franchise record...World B. Free was named Player of the Week (week ending Jan.13)...Karl was named Coach of the Month for February...Free scored 45 points at Houston on Feb. 16, then the third-highest point total by a Cavalier in franchise history...John Bagley finished fifth in the league in assists (8.6), Roy Hinson finished sixth in the league in blocks (2.28) and World B. Free finished seventh in three-point field goal percentage (.368) and 15th in scoring (22.5).

Final Statistics

1984-85 PLAYER	G	MIN	Field Goals			3-Point FG			Free Throws			Rebounds			AST	PF	DQ	STL	BLK	PTS	AVG	HI
			FGM	FGA	PCT	FGM	FGA	PCT	FTM	FTA	PCT	OFF	DEF	REB								
Free	71	2249	609	1328	.459	71	193	.368	308	411	.749	61	150	211	320	163	0	75	16	1597	22.5	45
Hinson	76	2344	465	925	.503	0	3	.000	271	376	.721	186	410	596	68	311	13	51	173	1201	15.8	32
Hubbard	76	2249	415	822	.505	0	4	.000	371	494	.751	214	265	479	114	258	8	81	9	1201	15.8	37
Davis	76	1920	337	791	.426	12	46	.261	255	300	.850	35	84	119	426	136	1	43	4	941	12.4	33
Turpin	79	1949	363	711	.511	0	0	---	109	139	.784	155	297	452	36	211	3	38	87	835	10.6	24
Thompson	33	715	148	354	.418	6	23	.261	45	53	.849	36	80	116	58	77	1	41	20	347	10.5	24
Bagley	81	2401	338	693	.488	3	26	.115	125	167	.749	54	237	291	697	132	0	129	5	804	9.9	35
Jones (Tot)	44	769	130	275	.473	0	4	.000	82	111	.739	50	121	171	29	123	2	20	29	342	7.8	15
Jones (Cle)	26	447	86	184	.467	0	3	.000	41	60	.683	34	75	109	11	71	1	11	11	213	8.2	15
Wilson	11	175	27	54	.500	0	0	---	23	30	.767	10	8	18	24	14	0	10	3	77	7.0	13
Poquette	79	1656	210	457	.460	3	17	.176	109	137	.796	148	325	473	79	220	3	47	58	532	6.7	22
Shelton	57	1244	158	363	.435	0	5	.000	51	77	.662	82	185	267	96	187	3	44	18	367	6.4	16
Cook	18	440	46	105	.438	0	1	.000	17	27	.630	41	63	104	23	53	0	5	9	109	6.1	14
Anderson	36	520	84	195	.431	1	2	.500	41	50	.820	39	49	88	34	40	0	9	7	210	5.8	27
West (Tot)	66	888	106	194	.546	0	1	.000	43	87	.494	90	161	251	15	197	7	13	49	255	3.9	16
West (Cle)	65	882	106	193	.549	0	1	.000	41	85	.482	89	161	250	15	193	7	13	48	253	3.9	16
Williams	46	413	58	134	.433	0	5	.000	47	64	.734	19	44	63	61	86	1	22	4	163	3.5	13
Huston	8	93	12	25	.480	0	0	---	2	3	.667	0	1	23	8	0	0	0	0	26	3.3	10
Smith	7	48	4	17	.235	0	4	.000	8	10	.800	0	4	4	7	6	0	2	0	16	2.3	7
Russell	3	24	2	7	.286	0	1	.000	2	3	.667	0	5	5	3	3	0	0	0	6	2.0	4
Graves	4	11	2	6	.333	0	1	.000	1	5	.200	0	2	2	1	4	0	1	0	5	1.3	3
Cavaliers	82	19780	3470	7364	.471	96	335	.287	1867	2491	.749	1203	2445	3648	2096	2173	41	622	472	8903	108.6	135
Opponents	82	19780	3547	7415	.478	70	253	.277	1965	2554	.769	1210	2451	3661	2215	2101	23	612	429	9129	111.3	144

Season Leaders (min. 50 games)

Scoring Leaders			Rebounding Leaders			Assist Leaders		
1	World B. Free	22.5 ppg	1	Roy Hinson	7.8 rpg	1	John Bagley	8.6 apg
2	Roy Hinson	15.8 ppg	2	Phil Hubbard	6.3 rpg	2	Johnny Davis	5.6 apg
3	Phil Hubbard	15.8 ppg	3	Ben Poquette	6.0 rpg	3	World B. Free	4.5 apg



1984-85 Top Row (Left to Right): Gene Littles (Assistant Coach), Ron Anderson, Lonnie Shelton, Roy Hinson, Jeff Cook, Mark West, Melvin Turpin, Ben Poquette, Phil Hubbard, Gary Briggs (Trainer), Morris McHone (Assistant Coach)
Bottom Row (Left to Right): Paul Thompson, Mike Wilson, Johnny Davis, George Karl (Head Coach), George Gund III (Co-Chairman), Gordon Gund (Co-Chairman), Harry Weltman (Vice President/General Manager), World B. Free, John Bagley, Geoff Huston

1984-85

Cleveland Cavaliers Results

Date	Opponent	W/L	Cle	Opp	Record	Cavaliers High Scorer	Opponent High Scorer	Attend.
10/26	@ Philadelphia	L	101	111	0-1	Anderson 27	Malone 26	11,892
10/27	New Jersey	L	106	131	0-2	Davis 22	Birdsong 31	10,260
10/30	@ Detroit	L	107	124	0-3	Davis 33	Trippucka 31	8,272
11/2	Indiana	L	109	116	0-4	Turpin/Davis 24	Williams 21	5,129
11/3	@ Milwaukee	L	88	117	0-5	Free 21	Cummings 21	10,012
11/5	Detroit	L	98	107	0-6	Davis 21	Thomas 33	4,219
11/8	@ Phoenix	L	111	112	0-7	Hinson 28	Adams 24	10,641
11/10	@ San Antonio	L	103	127	0-8	Hinson 20	Gervin 42	9,939
11/13	@ Houston	L	98	106	0-9	Hinson 26	Lloyd 20	14,821
11/15	@ Atlanta	W	102	99	1-9	Free 18	Williams 20	3,836
11/17	@ New York	L	88	112	1-10	Hinson 22	King 30	8,783
11/21	New York	L	101	109	1-11	Hinson 23	King 40	4,192
11/23	Golden State	L	106	107	1-12	Turpin 24	Short 27	5,402
11/25	Atlanta	W	118	111	2-12	Davis 20	Wilkins 25	3,630
11/27	Portland	L	106	115	2-13	Davis 22	Carr/Vandeweghe 22	3,605
12/1	Boston	L	104	110	2-14	Bagley 19	Bird 34	12,503
12/2	@ Boston	L	99	122	2-15	Hinson 26	McHale 30	14,890
12/4	L.A. Lakers	L	112	116	2-16	Hubbard 37	Abdul-Jabbar 31	11,298
12/8	Denver	L	108	114	2-17	Davis 23	Natt 31	3,943
12/11	Milwaukee	L	106	120	2-18	Hinson 27	Moncrief 30	3,574
12/12	Atlanta @ New Orleans	L	99	116	2-19	Thompson 23	Wilkins 33	3,082
12/15	New York	W	102	97	3-19	Hubbard 18	King/Cummings 21	4,717
12/18	San Antonio	W	118	110	4-19	Hinson 32	Mitchell 32	3,730
12/20	@ New York	L	97	112	4-20	Davis 16	King 28	8,127
12/22	@ Indiana	W	106	103	5-20	Hubbard 30	Fleming 19	7,938
12/25	Atlanta	W	109	106	6-20	Hubbard 28	Wilkins 19	4,216
12/27	@ Chicago	L	108	112	6-21	Free 30	Jordan 45	10,551
12/29	Milwaukee	L	102	115	6-22	Thompson 18	Cummings 27	6,108
1/2	@ Detroit	L	100	108	6-23	Davis 20	Laimbeer 35	7,366
1/3	Washington	W	100	93	7-23	Free 21	G. Williams 24	5,694
1/5	Phoenix	W	111	106	8-23	Davis 30	Foster 22	4,631
1/8	New Jersey	W	107	101	9-23	Free 27	Richardson 29	3,362
1/11	@ Milwaukee	L	117	130	9-24	Free/Hinson 26	Moncrief 35	9,775
1/12	Chicago	W	101	98	10-24	Free 32	Jordan 24	18,074
1/14	Washington	L	91	101	10-25	Free 21	Ballard 28	3,462
1/15	@ Kansas City	W	116	112	11-25	Hubbard 22	Johnson 30	4,720
1/17	@ Chicago	L	93	98	11-26	Hinson 19	Jordan 25	7,199
1/19	Seattle	L	105	106	11-27	Free 23	Sikma 31	5,987
1/21	@ Washington	L	115	128	11-28	Free 31	Ballard 31	4,892
1/22	Philadelphia	L	100	101	11-29	Free/Turpin 21	Erving 22	7,148
1/24	@ Utah	W	110	109	12-29	Free 35	Dantley 29	7,490
1/26	@ Denver	L	127	144	12-30	Poquette 22	English 26	10,840
1/29	L.A. Clippers	W	110	94	13-30	Free 26	Bridgeman 30	3,724
1/30	@ Indiana	L	115	120	13-31	Free 39	Williams 26	5,744
2/1	@ Atlanta	L	108	126	13-32	Free 27	Wilkins 34	15,908
2/2	Kansas City	W	124	106	14-32	Free 36	Johnson 23	3,775
2/4	@ Washington	W	121	112	15-32	Bagley 35	Malone 34	4,103
2/6	@ Boston	L	108	113	15-33	Free 24	Bird 26	14,890
2/7	Chicago	W	108	99	16-33	Free 29	Jordan 23	9,113
2/12	Dallas	L	112	131	16-34	Free 26	Blackman 35	3,557
2/13	@ New Jersey	L	105	112	16-35	Free 34	Birdsong 31	9,458
2/15	@ Philadelphia	W	112	107	17-35	Hinson 25	Malone 26	17,072
2/16	Houston	L	115	122	17-36	Free 45	Sampson 41	18,557
2/18	Philadelphia	W	120	113	18-36	Free 35	Toney 43	12,510
2/20	@ Indiana	W	102	92	19-36	Free 24	Fleming 21	8,465
2/22	Utah	L	98	102	19-37	Hubbard 19	Bailey 27	5,813
2/23	Milwaukee	W	128	106	20-37	Davis 23	Moncrief 22	7,843
2/26	@ Chicago (OT)	W	123	118	21-37	Hinson 25	Jordan 28	6,965
2/28	Seattle @ Tacoma	W	120	95	22-37	Hinson 22	Wood/Chambers 15	5,016
3/1	@ Portland	W	111	103	23-37	Free 29	Drexler 19	12,666
3/4	@ Golden State	W	108	104	24-37	Free 25	Smith 16	5,048
3/6	@ L.A. Clippers	W	114	112	25-37	Free 23	Smith 29	7,145
3/9	@ L.A. Lakers	L	106	133	25-38	Hinson/Turpin 18	Scott 26	17,505
3/11	Indiana	W	122	110	26-38	Free 28	Kellogg 27	7,618
3/13	@ Milwaukee	L	93	128	26-39	Free/Hubbard 20	Cummings 26	9,865
3/15	Boston	L	96	119	26-40	Hinson 24	Bird 35	20,900
3/16	@ Dallas (OT)	W	135	128	27-40	Free 30	Perkins 29	17,007
3/19	Philadelphia	W	116	89	28-40	Hinson 21	Erving/Barkley 16	12,527
3/20	@ New Jersey	L	108	128	28-41	Free 24	Richardson 33	9,479
3/22	@ Boston	L	117	129	28-42	Free 28	Bird 36	14,890
3/23	Atlanta (OT)	L	86	91	28-43	Free 17	Wilkins 21	16,787
3/26	New York	W	112	98	29-43	Free 16	Tucker 27	5,158
3/28	Chicago	W	122	114	30-43	Free 32	Jordan 35	9,104
3/30	Indiana	W	117	94	31-43	Free 27	Stipanovich 22	6,621
4/2	Washington	W	122	107	32-43	Free 32	Malone 24	6,886
4/3	@ Philadelphia	W	113	110	33-43	Free 25	Malone 26	10,806
4/5	@ Detroit	W	119	118	34-43	Free 37	Trippucka 25	12,355
4/6	@ Washington	L	101	109	34-44	Free 26	Malone 36	8,071
4/9	New Jersey	W	114	100	35-44	Free 35	Richardson 33	10,185
4/11	Boston	L	115	121	35-45	Free 24	Bird 29	20,363
4/12	@ New York (OT)	W	109	108	36-45	Anderson 25	Orr 28	7,423
4/14	Detroit	L	113	116	36-46	Free 21	Trippucka 24	8,059

1985-86

Season Highlights

Final Record: 29-53

Finished: 5th Place in Division

Head Coach: George Karl 25-42

Gene Littles 4-11

On draft day, the Cavaliers drafted Charles Oakley (First Round – No. 9) and Calvin Duncan (Second Round – No. 30). Cleveland then traded Oakley and Duncan for the Chicago Bulls first-round pick Keith Lee (No. 11) and Ennis Whitley. The Cavaliers selected John Williams with their second pick in the second round (No. 45)...on Oct. 15, the Cavaliers withdrew Williams' player contract and he sat out his rookie campaign...Gene Littles replaced George Karl as head coach on March 16...John Bagley finished fourth in the league in assists (9.4) and World B. Free finished fifth in three-point field goal percentage (.420) and 10th in scoring (23.4).

Final Statistics

1985-86	Field Goals					3-Point FG			Free Throws			Rebounds														
PLAYER	G	MIN	FGM	FGA	PCT	FGM	FGA	PCT	FTM	FTA	PCT	OFF	DEF	REB	AST	PF	DQ	STL	BLK	PTS	AVG	HI				
Free	75	2535	652	1433	.455	71	169	.420	379	486	.780	72	146	218	314	186	1	91	19	1754	23.4	43				
Hinson	82	2834	621	1167	.532	0	4	.000	364	506	.719	167	472	639	102	316	7	62	112	1606	19.6	39				
Turpin	80	2292	456	838	.544	0	4	.000	185	228	.811	182	374	556	55	260	6	65	106	1097	13.7	32				
Bagley	78	2472	366	865	.423	9	37	.243	170	215	.791	76	199	275	735	165	1	122	10	911	11.7	24				
Hubbard	23	640	93	198	.470	0	1	.000	76	112	.679	48	72	120	29	78	2	20	3	262	11.4	22				
Johnson (Tot)	71	1477	284	621	.457	29	85	.341	112	155	.723	30	91	121	333	128	1	18	2	709	10.0	25				
Johnson (Cle)	32	615	129	293	.440	24	65	.369	33	45	.733	13	33	46	114	56	0	8	1	315	9.8	25				
Jones	53	1011	187	370	.505	7	23	.304	132	178	.742	71	136	207	45	142	0	30	38	513	9.7	24				
Lee	58	1197	177	380	.466	2	9	.222	75	96	.781	116	235	351	67	204	9	29	37	431	7.4	25				
Davis	39	612	102	237	.430	2	11	.182	67	79	.848	6	30	36	105	44	0	24	4	273	7.0	17				
Minniefield	76	1131	167	347	.481	10	37	.270	73	93	.785	43	88	131	269	165	1	65	1	417	5.5	20				
Anderson	17	207	37	74	.500	0	1	.000	12	16	.750	5	21	26	8	20	0	1	0	86	5.1	14				
Brewer (Tot)	44	570	86	224	.384	5	17	.294	34	38	.895	14	39	53	40	44	0	17	6	211	4.8	16				
Brewer (Cle)	40	552	83	215	.386	5	17	.294	33	37	.892	14	39	53	40	43	0	17	6	204	5.1	16				
Poquette	81	1496	166	348	.477	2	10	.200	72	100	.720	121	252	373	78	187	2	33	32	406	5.0	15				
Shelton	44	682	92	188	.489	0	2	.000	14	16	.875	38	105	143	61	128	2	21	4	198	4.5	13				
West	67	1172	113	209	.541	0	0	---	54	103	.524	97	225	322	20	235	6	27	62	280	4.2	14				
McDonald	21	266	28	58	.483	0	1	.000	5	8	.625	15	23	38	9	30	0	7	1	61	2.9	10				
Whitley	8	66	9	19	.474	0	0	---	4	7	.571	2	5	7	13	8	0	5	0	22	2.8	14				
Cavaliers	82	19780	3478	7239	.480	132	391	.338	1748	2325	.752	1086	2455	3541	2064	2267	37	627	436	8836	107.8	135				
Opponents	82	19780	3435	7239	.475	86	297	.290	2115	2758	.767	1131	2494	3625	2122	1945	23	711	364	9071	110.6	138				

Season Leaders (min. 50 games)

Scoring Leaders			Rebounding Leaders			Assist Leaders		
1	World B. Free	23.4 ppg	1	Roy Hinson	7.8 rpg	1	John Bagley	9.4 apg
2	Roy Hinson	19.6 ppg	2	Mel Turpin	7.0 rpg	2	Eddie Johnson	4.7 apg
3	Mel Turpin	13.7 ppg	3	Keith Lee	6.1 rpg	3	World B. Free	4.2 apg



1985-86 Top Row (Left to Right): Bryan Marshall (Conditioning Coach), Morris McHone (Assistant Coach), Phil Hubbard, Lonnie Shelton, Melvin Turpin, Edgar Jones, Mark West, Ben Poquette, Roy Hinson, Gene Littles (Assistant Coach), Gary Briggs (Trainer)
Bottom Row (Left to Right): Keith Lee, Dirk Minniefield, Johnny Davis, Harry Weltman (Executive Vice President/General Manager), George Karl (Head Coach), Thaxter Trafton (President), John Bagley, World B. Free, Ron Brewer

1985-86

Cleveland Cavaliers Records

Date	Opponent	W/L	Cle	Opp	Record	Cavaliers High Scorer	Opponent High Scorer	Attend.
10/25	@ Chicago (OT)	L	115	116	0-1	Free 27	Woolridge 35	11,124
10/26	Boston	L	100	105	0-2	Free 22	McHale 21	20,900
10/29	Washington	L	90	97	0-3	Free 24	Roundfield/Williams 17	7,557
10/31	@ Washington	W	114	107	1-3	Free/Hinson 24	Malone 25	7,146
11/3	Milwaukee	L	110	120	1-4	Hinson 20	Cummings 23	7,488
11/5	@ L.A. Lakers	W	129	111	2-4	Jones 24	Johnson 23	17,505
11/7	@ Sacramento	W	95	94	3-4	Free 29	Drew 23	10,333
11/9	@ Utah	L	114	121	3-5	Hinson 25	Dantley 36	10,573
11/10	@ Portland	L	107	110	3-6	Free 30	Bowie 24	12,666
11/14	@ Indiana	W	112	104	4-6	Hinson 23	Stipanovich 23	7,575
11/16	@ Chicago (OT)	W	132	128	5-6	Free 28	Woolridge 35	9,133
11/19	Golden State	L	104	110	5-7	Free 21	Short 32	8,825
11/20	@ Washington	L	98	101	5-8	Jones 19	Williams 19	4,873
11/22	Utah	L	113	121	5-9	Turpin 26	Dantley 33	10,357
11/24	Atlanta	W	98	90	6-9	Turpin 27	Levingston 17	6,145
11/26	@ Detroit	L	98	113	6-10	Hinson 24	Long 21	8,608
11/30	New Jersey	W	119	90	7-10	Free 21	Dawkins 21	10,597
12/3	Indiana	L	84	98	7-11	Hinson 19	Williams 20	5,070
12/5	Seattle	W	100	97	8-11	Free 24	Sikma 22	5,277
12/7	Denver	W	124	114	9-11	Free 31	English 30	7,224
12/10	Detroit	L	120	130	9-12	Free 30	Tripucka 26	6,789
12/11	@ Philadelphia	L	110	125	9-13	Free 27	Malone 34	7,468
12/13	@ Milwaukee	W	128	124	10-13	Free 39	Moncrief 34	11,052
12/14	Boston	W	109	99	11-13	Free 22	Bird 31	15,349
12/17	Houston	L	94	98	11-14	Hinson 24	Lloyd 38	8,362
12/19	@ New York	W	109	105	12-14	Turpin 29	Ewing 28	11,939
12/20	L.A. Lakers	L	116	128	12-15	Free 15	Abdul-Jabbar 29	20,900
12/22	Dallas	W	119	105	13-15	Free 32	Schrempf 17	9,056
12/23	@ New Jersey	L	101	108	13-16	Free 30	Richardson 29	9,143
12/27	@ New Jersey	W	119	105	14-16	Free 29	Thomas 21	20,282
12/28	Milwaukee (OT)	L	112	114	14-17	Free 22	Moncrief 35	10,711
12/30	Chicago	L	117	121	14-18	Free 29	Gervin 31	11,086
1/3	L.A. Clippers	W	130	111	15-18	Free 22	Nixon 28	7,073
1/4	@ New Jersey	L	106	125	15-19	Free 28	Gminski 22	10,097
1/7	@ Milwaukee	L	101	110	15-20	Hinson 24	Pierce 20	11,052
1/8	@ Boston	L	95	126	15-21	Jones 20	Bird 25	14,890
1/11	Sacramento	W	105	101	16-21	Free 24	Woodson 23	8,495
1/14	Portland	L	108	120	16-22	Hinson 26	Vandeweghe 28	6,810
1/16	@ Atlanta	L	99	116	16-23	Free 26	Wilkins 26	4,961
1/18	Indiana	W	108	95	17-23	Turpin 27	Kellogg 16	9,021
1/20	Phoenix	W	108	93	18-23	Free 21	Edwards 22	9,034
1/22	Detroit	L	104	107	18-24	Hinson 30	Tripucka 24	7,104
1/24	Philadelphia	L	114	121	18-25	Free 19	Cheeks 30	15,016
1/27	@ Denver	L	103	124	18-26	Free 19	Lever 23	8,536
1/28	@ Houston	L	109	116	18-27	Hinson 39	Olajuwon 21	14,565
1/30	@ San Antonio	L	99	112	18-28	Jones 18	Mitchell 26	5,093
1/31	@ Dallas	L	91	107	18-29	Hinson 17	Donaldson 17	17,007
2/4	Atlanta	L	104	105	18-30	Free 28	Wilkins 36	6,702
2/6	Philadelphia	L	103	111	18-31	Hinson 24	Barkley 23	9,203
2/11	Indiana	W	119	97	19-31	Free 27	Stipanovich 18	6,213
2/13	New Jersey	W	135	117	20-31	Free 28	Gminski 19	6,046
2/15	@ Indiana	L	99	105	20-32	Hinson 33	Williams 24	11,201
2/17	New York	W	111	97	21-32	Hinson 24	Orr 19	11,734
2/18	@ New York	W	111	105	22-32	Hinson 34	Orr 21	11,344
2/20	Detroit	L	107	109	22-33	Hinson 21	Tripucka 28	7,726
2/22	Washington	L	102	110	22-34	Hinson 26	Malone 33	17,070
2/24	San Antonio	W	124	114	23-34	Free 31	Mitchell 28	7,745
2/26	@ Atlanta	L	109	129	23-35	Hinson 26	Wilkins 28	6,504
2/28	@ Chicago	L	96	116	23-36	Turpin 18	Gervin 26	17,483
3/4	@ L.A. Clippers	L	101	106	23-37	Free 23	Johnson/Maxwell 21	6,856
3/5	@ Phoenix	W	115	100	24-37	Free 23	Davis 30	9,725
3/7	@ Seattle	L	106	120	24-38	Hinson 17	Sikma 26	6,136
3/8	@ Golden State	L	128	138	24-39	Free 36	Short 39	8,842
3/11	@ New York	W	112	107	25-39	Turpin 32	Wilkins 22	11,954
3/12	Washington	L	114	128	25-40	Johnson 25	Malone 39	10,707
3/14	@ Philadelphia	L	100	109	25-41	Hinson 29	Malone 30	10,150
3/15	New Jersey	L	100	102	25-42	Turpin 20	Birdsong 25	10,144
3/17	Philadelphia (OT)	L	112	118	25-43	Free 32	Barkley/Threatt 21	8,285
3/18	Boston @ Hartford	L	96	126	25-44	Free 26	Bird 43	15,134
3/20	New York	L	87	93	25-45	Hinson 19	Walker 16	6,012
3/22	Chicago	W	123	97	26-45	Free 38	Gervin 20	10,091
3/25	Atlanta	L	91	97	26-46	Turpin 26	Wilkins 23	7,178
3/26	@ New Jersey	W	110	108	27-46	Free 26	Gminski 24	10,278
3/29	@ Atlanta	W	123	105	28-46	Free 43	Wilkins 23	9,058
4/1	Boston	L	105	123	28-47	Free 28	Johnson 21	17,495
4/3	@ Milwaukee	L	93	114	28-48	Hinson 21	Davis 21	10,907
4/4	@ Philadelphia	L	102	122	28-49	Free 25	Barkley 27	10,189
4/6	@ Washington	L	95	106	28-50	Hinson 24	Robinson 33	5,586
4/7	@ Detroit	L	104	128	28-51	Free 29	Tripucka 23	21,793
4/10	Milwaukee	L	101	102	28-52	Free 26	Moncrief 22	6,189
4/11	@ Boston	L	104	117	28-53	Free 28	McHale 30	14,890
4/13	Chicago	W	104	97	29-53	Free 31	Jordan 29	8,056

1986-87

Season Highlights

Final Record: 31-51

Finished: 6th Place in Division

Head Coach: Lenny Wilkens

Wayne Embry was named new vice president and general manager on June 19...on June 17 (morning of the draft), the Cavaliers acquired the No. 1 pick in exchange for Roy Hinson and other considerations...Cleveland selected Brad Daugherty with the No. 1 pick, Ron Harper with the No. 8 pick and Johnny Newman in the second round (No. 29) and acquired the rights to Mark Price from Dallas...Lenny Wilkens was hired as the 10th head coach in franchise history on July 9...John Williams was named Player of the Week for the week ending Nov. 30...three rookies [Harper (22.9), Daugherty (15.7) and Williams (14.6)] led the team in scoring and were all named to the NBA All-Rookie Team...Harper was named Rookie of the Month in Dec. and Jan....signed Craig Ehlo as a free agent on Jan. 13...Daugherty was named Rookie of the Month in March...Harper ranked fourth in the NBA in steals with 2.55 per game.

Final Statistics

1986-87 PLAYER	Field Goals					3-Point FG			Free Throws			Rebounds											
	G	MIN	FGM	FGA	PCT	FGM	FGA	PCT	FTM	FTA	PCT	OFF	DEF	REB	AST	PF	DQ	STL	BLK	PTS	AVG	HI	
Harper	82	3064	734	1614	.455	20	94	.213	386	564	.684	169	223	392	394	247	3	209	84	1874	22.9	40	
Daugherty	80	2695	487	905	.538	0	0	---	279	401	.696	152	495	647	304	248	3	49	63	1253	15.7	33	
Williams	80	2714	435	897	.485	0	1	.000	298	400	.745	222	407	629	154	197	0	58	167	1168	14.6	27	
Hubbard	68	2083	321	605	.531	0	4	.000	162	272	.596	178	210	388	136	224	6	66	7	804	11.8	23	
Bagley	72	2182	312	732	.426	31	103	.301	113	136	.831	55	197	252	379	114	0	91	7	768	10.7	24	
Price	67	1217	173	424	.408	23	70	.329	95	114	.833	33	84	117	202	75	1	43	4	464	6.9	27	
West	78	1333	209	385	.543	0	2	.000	89	173	.514	126	213	339	41	229	5	22	81	507	6.5	27	
Ehlo	44	890	99	239	.414	5	29	.172	70	99	.707	55	106	161	92	80	0	40	30	273	6.2	26	
Lee	67	870	170	374	.455	0	1	.000	72	101	.713	93	158	251	69	147	0	25	40	412	6.1	20	
Turpin	64	801	169	366	.462	0	0	---	55	77	.714	62	128	190	33	90	1	11	40	393	6.1	20	
Newman	59	630	113	275	.411	1	22	.045	66	76	.868	36	34	70	27	67	0	20	7	293	5.0	22	
Corbin (Tot)	63	1170	156	381	.409	1	4	.250	91	124	.734	88	127	215	97	129	0	55	5	404	6.4	23	
Corbin (Cle)	32	438	43	117	.368	1	4	.250	42	57	.737	36	60	96	17	48	0	17	2	129	4.0	14	
McCray	24	279	30	65	.462	0	0	---	20	41	.488	19	39	58	23	28	0	9	4	80	3.3	11	
Poquette	37	437	41	82	.500	0	3	.000	31	39	.795	20	57	77	28	51	1	6	22	113	3.1	10	
Minniefield	11	122	13	42	.310	0	5	.000	1	4	.250	1	9	10	13	8	0	6	1	27	2.5	4	
Cavaliers	82	19755	3349	7122	.470	81	338	.240	1779	2554	.697	1257	2420	3677	1912	1853	20	672	559	8558	104.4	129	
Opponents	82	19755	3556	7441	.478	95	342	.278	1664	2209	.753	1254	2396	3650	2056	2076	23	810	479	8871	108.2	134	

Season Leaders (min. 50 games)

Scoring Leaders			Rebounding Leaders			Assist Leaders		
1	Ron Harper	22.9 ppg	1	Brad Daugherty	8.1 rpg	1	John Bagley	5.3 apg
2	Brad Daugherty	15.7 ppg	2	John Williams	7.9 rpg	2	Ron Harper	4.8 apg
3	John Williams	14.6 ppg	3	Phil Hubbard	5.7 rpg	3	Brad Daugherty	3.8 apg



1986-87 Top Row (Left to Right): Thaxter Trafton (President), Dick Helm (Assistant Coach), Phil Hubbard, Keith Lee, Melvin Turpin, Brad Daugherty, John Williams, Ben Poquette, Mark West, Brian Winters (Assistant Coach), Gary Briggs (Head Trainer), Dick Watson (Secretary and Legal Counsel)
Bottom Row (Left to Right): Johnny Newman, Ron Harper, Craig Ehlo, Lenny Wilkens (Head Coach), George Gund III (Co-Chairman), Gordon Gund (Co-Chairman), Wayne Embry (VP and General Manager), Mark Price, John Bagley, Scooter McCray

1986-87

Cleveland Cavaliers Results

Date	Opponent	W/L	Cle	Opp	Record	Cavaliers High Scorer	Opponent High Scorer	Attend.
11/1	Washington	W	113	106	1-0	West 27	J. Malone 25	14,254
11/2	Chicago	L	89	94	1-1	Harper 23	Jordan 41	17,540
11/5	@ Utah	L	95	111	1-2	Turpin 18	Griffith 20	11,185
11/7	@ Golden State	W	115	114	2-2	Harper 29	Short 30	9,436
11/8	@ L.A. Clippers	W	100	93	3-2	Harper 22	Drew 19	6,340
11/11	@ Sacramento	L	114	119	3-3	Harper 34	D. Smith 25	10,333
11/13	@ San Antonio	L	102	115	3-4	Harper 20	M. Thompson 23	5,335
11/15	@ Dallas	L	96	111	3-5	Harper 22	Aguiar 25	17,007
11/16	@ Houston	L	106	134	3-6	Daugherty 22	Wiggins 30	16,016
11/19	Golden State	L	104	112	3-7	Daugherty 29	Short 21	8,113
11/20	@ Atlanta	L	89	108	3-8	Harper 18	Wilkins 27	8,547
11/22	@ Detroit	L	84	93	3-9	Harper 21	V. Johnson 26	12,299
11/26	Portland	W	118	114	4-9	Harper/Williams 20	S. Johnson 40	8,981
11/29	@ New York	W	90	88	5-9	Williams 26	Ewing 26	14,884
12/2	San Antonio	W	115	105	6-9	Harper 34	Corbin 23	6,473
12/4	Detroit	W	113	105	7-9	Daugherty 29	Dantley 26	8,036
12/6	Boston	W	88	86	8-9	Harper/Williams 26	McHale 31	19,587
12/9	Atlanta	L	98	122	8-10	Bagley/Newman 14	Whitman 30	10,276
12/11	@ Indiana	L	94	115	8-11	Harper 23	Anderson 22	8,104
12/13	Philadelphia	W	123	120	9-11	Harper 34	Barkley 41	16,096
12/16	L.A. Lakers	L	116	121	9-12	Williams 22	Abdul-Jabbar/E. Johnson 25	17,755
12/17	@ Philadelphia	W	110	107	10-12	Daugherty 29	Barkley 32	9,531
12/19	Utah (2 OT)	L	128	134	10-13	Harper 29	Griffith 38	6,754
12/21	Indiana	W	104	94	11-13	Harper 21	Person 23	7,849
12/23	@ Chicago	L	92	108	11-14	Williams 17	Jordan 43	14,698
12/26	New Jersey	W	121	112	12-14	Harper 25	Gminski 24	14,080
12/27	@ New Jersey	L	111	120	12-15	Harper 25	Bailey 35	11,475
12/29	Atlanta	W	107	106	13-15	Harper 21	Wilkins 25	15,458
12/30	@ Indiana	L	99	111	13-16	Harper 17	Person 23	10,496
1/2	Milwaukee	L	84	91	13-17	Harper 24	Pierce 26	9,043
1/3	@ Milwaukee	L	95	104	13-18	Hubbard 19	Pierce 27	11,052
1/6	Chicago	L	95	99	13-19	Harper 22	Jordan 27	12,151
1/8	L.A. Clippers	W	103	93	14-19	Harper 24	Cage 20	6,361
1/10	@ Atlanta	L	104	129	14-20	Newman 16	Wilkins 32	15,649
1/13	Detroit	L	101	103	14-21	Harper 37	Thomas 28	5,793
1/14	@ Detroit	L	87	104	14-22	Daugherty 23	Dantley 26	12,410
1/16	@ Boston (OT)	L	128	133	14-23	Harper 30	McHale 38	14,890
1/17	New York	W	116	110	15-23	Harper 29	Cartwright 29	11,023
1/19	Houston	L	103	127	15-24	Williams 23	Sampson 33	10,501
1/21	Milwaukee	L	107	111	15-25	Harper 24	Cummings/Pierce 21	7,013
1/23	@ Chicago	L	96	117	15-26	Harper 24	Jordan 35	15,906
1/24	Chicago	W	114	84	16-26	Hubbard 23	Jordan 27	20,103
1/28	@ Philadelphia	L	107	109	16-27	Newman 22	Robinson 24	9,228
1/29	Atlanta	W	102	91	17-27	Ehol/Harper 26	Wilkins 22	10,569
1/31	Indiana	W	102	100	18-27	Harper 27	Long 21	11,887
2/4	@ Boston	L	102	104	18-28	Harper 40	Bird 29	14,890
2/5	@ Washington	L	85	94	18-29	Daugherty 17	M. Malone 20	8,921
2/10	New York	W	100	95	19-29	Harper 25	G. Wilkins 25	6,803
2/12	Detroit	L	109	113	19-30	Harper 26	Thomas 27	7,829
2/15	@ New Jersey	L	104	120	19-31	West 17	B. Williams/A. King 19	9,586
2/16	Seattle	W	105	94	20-31	Harper 28	Ellis 17	12,163
2/18	Sacramento	W	129	119	21-31	Daugherty 33	E. Johnson/Theus 27	6,231
2/19	@ New York	L	105	120	21-32	Harper 29	G. Wilkins 29	10,575
2/22	@ Chicago	L	98	102	21-33	Harper 22	Jordan 43	17,102
2/23	Washington	W	109	105	22-33	Hubbard 21	Cattledge 27	8,171
2/25	@ Detroit	L	105	106	22-34	Harper 33	Dantley 26	16,641
2/28	@ Denver	W	119	117	23-34	Harper 36	English 38	13,422
3/2	@ Seattle	L	107	123	23-35	Williams/Daugherty 25	Chambers 36	6,488
3/3	@ Portland	L	122	127	23-36	Daugherty 33	Drexler 36	12,666
3/5	@ Phoenix	L	102	126	23-37	Harper 27	Adams 27	11,163
3/7	@ L.A. Lakers	L	118	122	23-38	Harper 27	Worthy 31	17,505
3/10	Philadelphia	L	91	100	23-39	Harper 28	Barkley 23	15,516
3/12	Phoenix	W	116	109	24-39	Harper 32	W. Davis 34	6,643
3/14	@ Milwaukee	L	104	111	24-40	Williams 27	Pierce 23	11,052
3/15	@ Washington	L	89	97	24-41	Harper 20	J. Malone 26	7,593
3/17	@ New Jersey	W	110	91	25-41	Harper 32	B. Williams 20	8,984
3/18	Denver	L	100	104	25-42	Harper 23	English 30	6,629
3/20	New Jersey	W	106	105	26-42	Harper 28	Woolridge 27	8,114
3/21	@ Indiana	L	76	77	26-43	Williams 16	Stipanovich/Person 16	11,031
3/24	Boston @ Hartford	L	88	111	26-44	Daugherty 16	Bird 32	15,134
3/27	Milwaukee	W	116	113	27-44	Harper 31	Cummings 29	9,945
3/29	Dallas	L	98	101	27-45	Daugherty 19	Blackman 38	10,233
3/31	Philadelphia	L	105	116	27-46	Harper 27	Barkley 34	17,641
4/1	@ Philadelphia	L	99	108	27-47	Daugherty 24	Barkley 25	13,081
4/4	Washington	L	111	127	27-48	Williams 21	M. Malone 38	9,256
4/6	@ Atlanta	L	105	110	27-49	Daugherty 33	Wilkins 41	8,459
4/7	Boston	W	107	83	28-49	Harper 30	Bird 26	19,007
4/9	Indiana	W	111	99	29-49	Harper 26	Person 26	6,843
4/11	@ Milwaukee	L	93	121	29-50	Corbin 14	Cummings 21	11,052
4/14	New Jersey	W	113	95	30-50	Harper 21	Woolridge/B. Williams 22	8,820
4/15	@ Washington	L	101	110	30-51	Harper 25	M. Malone 30	6,708
4/18	New York	W	122	113	31-51	Williams 25	King 31	11,585

1987-88

Season Highlights

Final Record: 42-40

Finished: 4th Place in Division

Head Coach: Lenny Wilkens


Cavaliers finished 42-40, winning 11 more games than the previous season and finishing with their best record since the 1977-78 season...Cleveland made the playoffs, losing to Chicago 3-2...drafted Kevin Johnson with the No. 7 overall pick and traded him along with Tyrone Corbin, Mark West and two 1988 draft picks to Phoenix for Larry Nance, Mike Sanders and Detroit's first-round choice in 1988 on Feb. 25...Brad Daugherty was named an All-Star for the first time...Lenny Wilkens was named Coach of the Month for April on the strength of the team winning 11 of their final 13 games...Mark Price finished second in the league in three-point field goal percentage (.486)...Nance finished sixth in the NBA in blocks (2.37) and John Williams finished ninth at 1.88.

Final Statistics

1987-88 PLAYER	Field Goals					3-Point FG			Free Throws			Rebounds					PTS	AVG	HI
	G	MIN	FGM	FGA	PCT	FGM	FGA	PCT	FTM	FTA	PCT	OFF	DEF	REB	AST	PF	DQ	STL	BLK
Nance (Tot)	67	2383	487	920	.529	2	6	.333	304	390	.779	193	414	607	207	242	10	63	159
Nance (Cle)	27	906	160	304	.526	0	1	.000	117	141	.830	74	139	213	84	90	3	18	63
Daugherty	79	2957	551	1081	.510	0	2	.000	378	528	.716	151	514	665	333	235	2	48	56
Price	80	2626	493	974	.506	72	148	.486	221	252	.877	54	126	180	480	119	1	99	12
Harper	57	1830	340	732	.464	3	20	.150	196	278	.705	64	159	223	281	157	3	122	52
Williams	77	2106	316	663	.477	0	1	.000	211	279	.756	159	347	506	103	203	2	61	145
Curry	79	1499	340	742	.458	28	81	.346	79	101	.782	43	123	166	149	128	0	94	22
West	54	1183	182	316	.576	0	0	---	95	153	.621	83	198	281	50	158	2	25	79
Hubbard	78	1631	237	485	.489	0	5	.000	182	243	.749	117	164	281	81	167	1	50	7
Ke.Johnson	52	1043	143	311	.460	2	9	.222	92	112	.821	10	62	72	193	96	1	60	17
Corbin	54	1148	158	322	.491	0	3	.000	77	98	.786	79	141	220	56	128	2	42	15
Ehlo	79	1709	226	485	.466	22	64	.344	89	132	.674	86	188	274	206	182	0	82	30
Sanders (Tot)	59	833	153	303	.505	0	1	.000	59	76	.776	38	71	109	56	131	1	31	9
Sanders (Cle)	24	417	71	132	.538	0	0	---	20	23	.870	10	37	47	26	58	1	13	5
Henderson (Tot)	17	190	21	53	.396	0	1	.000	15	26	.577	9	12	21	23	26	0	8	0
Henderson (Cle)	5	20	2	5	.400	0	0	---	5	12	.417	3	1	4	2	2	0	0	0
Dudley	55	513	65	137	.474	0	0	---	40	71	.563	74	70	144	23	87	2	13	19
Rogers	24	168	26	61	.426	0	2	.000	10	13	.769	8	19	27	3	23	0	4	3
Benson	2	12	2	2	1.000	0	---	1	2	500	0	1	1	0	2	0	1	1	5
Ka.Johnson	4	12	1	3	.333	0	0	---	0	0	---	0	0	0	0	1	0	1	0
Cavaliers	82	19780	3313	6755	.490	127	336	.378	1813	2438	.744	1015	2289	3304	2070	1836	20	733	526
Opponents	82	19780	3383	7101	.476	127	400	.318	1611	2044	.788	1159	2255	3414	1989	2021	26	692	449

Season Leaders (min. 50 games)

Scoring Leaders			Rebounding Leaders			Assist Leaders		
1	Larry Nance	19.1 ppg	1	Larry Nance	9.1 rpg	1	Mark Price	6.0 apg
2	Brad Daugherty	18.7 ppg	2	Brad Daugherty	8.4 rpg	2	Ron Harper	4.9 apg
3	Mark Price	16.0 ppg	3	John Williams	6.6 rpg	3	Brad Daugherty	4.2 apg



1987-88 Top Row (Left to Right): Harry Stokes (Vice President), Dick Helm (Assistant Coach), Phil Hubbard, Chris Dudley, Larry Nance, John Williams, Brad Daugherty, Kent Benson, Johnny Rogers, Brian Winters (Assistant Coach), Gary Briggs (Head Trainer), Dick Watson (Secretary and Legal Counsel)

Bottom Row (Left to Right): Ron Harper, Mike Sanders, Craig Ehlo, Lenny Wilkins (Head Coach), Thaxter Trafton (President), Gordon Gund (Co-Chairman), Wayne Embry (VP and General Manager), Mark Price, Kevin Henderson, Dell Curry

1987-88

Cleveland Cavaliers Results

Date	Opponent	W/L	Cle	Opp	Record	Cavaliers High Scorer	Opponent High Scorer	Attend.
11/6	@ New Jersey	W	114	108	1-0	Harper 26	B. Williams 23	13,014
11/7	@ Atlanta	L	105	113	1-1	Harper 20	Rivers 23	11,455
11/11	Milwaukee	L	101	109	1-2	Daugherty 24	Sikma 26	12,145
11/13	@ Boston	L	114	128	1-3	Curry 25	Bird 34	14,890
11/14	Detroit	L	113	128	1-4	Daugherty 22	Thomas 32	10,157
11/17	Boston	W	109	88	2-4	Hubbard 17	D. Johnson 16	14,621
11/19	Houston	L	97	105	2-5	Daugherty 24	Olajuwon 27	10,519
11/21	Philadelphia	W	101	88	3-5	Corbin 23	Cheeks 20	11,469
11/24	@ Philadelphia	L	104	108	3-6	Daugherty 23	Barkley/Cheeks 22	12,217
11/25	New York	L	101	104	3-7	Hubbard 16	G. Wilkins 20	8,094
11/28	@ New York	L	93	105	3-8	Ehlo 19	G. Wilkins 27	15,646
12/2	Seattle	W	104	102	4-8	Hubbard/Price 22	Ellis 25	6,207
12/4	@ Indiana	W	108	90	5-8	Daugherty 28	Person 19	11,151
12/5	L.A. Lakers	W	97	95	6-8	Hubbard 19	Abdul-Jabbar 21	20,015
12/8	@ Seattle	L	96	107	6-9	Daugherty 20	McDaniel/Ellis 25	8,520
12/9	@ Golden State	L	112	113	6-10	Curry 27	Floyd 29	10,257
12/11	@ Sacramento	W	115	113	7-10	Daugherty 27	Thorpe 30	10,333
12/13	@ L.A. Lakers	L	89	90	7-11	Daugherty 19	Worthy 20	17,505
12/15	Dallas	W	106	93	8-11	Daugherty 21	D. Harper 21	6,852
12/17	@ Chicago	L	100	111	8-12	Daugherty 22	Jordan 52	17,560
12/18	New Jersey	W	103	94	9-12	Ehlo 19	Coleman/Gminski 18	6,493
12/20	Indiana	W	127	116	10-12	J. Williams 23	Person 26	8,115
12/22	@ Washington	W	106	102	11-12	Price 22	J. Malone 27	4,464
12/23	Utah	L	83	91	11-13	Price 26	K. Malone 26	9,202
12/26	Portland	W	120	117	12-13	Hubbard/J. Williams 21	S. Johnson 29	14,225
12/27	@ New Jersey	L	83	101	12-14	Price 20	Washington 24	9,216
12/30	Atlanta	L	110	117	12-15	Curry 25	D. Wilkins 33	19,029
1/2	Phoenix	W	120	107	13-15	Price 21	W. Davis 27	9,106
1/4	Denver	W	122	101	14-15	Daugherty 25	Evans 28	6,448
1/6	L.A. Clippers	W	116	100	15-15	Daugherty 29	Cage 26	7,017
1/8	@ Atlanta	L	97	101	15-16	Hubbard 17	D. Wilkins 34	11,408
1/9	@ Philadelphia	L	110	126	15-17	Price 23	Barkley 35	10,676
1/12	New York	W	119	111	16-17	Price 29	G. Wilkins 27	7,487
1/14	Chicago (OT)	W	91	88	17-17	Daugherty/Harper 16	Jordan 28	16,648
1/15	@ Detroit	L	93	97	17-18	Daugherty 20	Dantley 38	19,822
1/17	@ Milwaukee	L	93	111	17-19	Daugherty 19	Cummings 25	11,052
1/21	Atlanta	L	93	101	17-20	Daugherty 25	D. Wilkins 28	10,129
1/23	Boston	W	119	100	18-20	Curry 23	Bird 32	20,900
1/25	@ Utah	L	96	119	18-21	Daugherty/Price/West 14	K. Malone 36	12,212
1/27	@ San Antonio	W	112	102	19-21	Corbin 21	Barry 27	5,940
1/28	@ Houston	W	109	85	20-21	Daugherty 18	Olajuwon 23	16,611
1/30	Washington (OT)	W	128	126	21-21	Daugherty 29	Catledge 23	18,749
2/1	Detroit	W	94	83	22-21	Harper 23	Dantley 20	10,636
2/3	@ Washington	W	107	106	23-21	J. Williams 23	J. Malone 27	6,806
2/4	Golden State (OT)	L	90	96	23-22	Harper 22	Mullin 22	10,117
2/9	@ Milwaukee	L	104	112	23-23	Daugherty 19	Cummings 29	11,052
2/10	Washington	W	118	102	24-23	J. Williams 23	J. Malone 34	9,179
2/12	New Jersey	W	98	96	25-23	Harper 28	Woolridge 18	9,515
2/13	@ New York	L	103	120	25-24	Harper 24	G. Wilkins 22	13,057
2/15	Sacramento	W	104	95	26-24	Daugherty 30	Theus 29	13,342
2/17	@ Philadelphia	W	115	107	27-24	Price 28	Barkley 26	9,693
2/18	@ Indiana	L	83	88	27-25	Daugherty 19	Person 22	10,053
2/21	Chicago	W	113	111	28-25	Daugherty 29	Jordan 46	20,089
2/24	@ Dallas	L	89	93	28-26	West 16	Blackman 26	17,007
2/25	@ Phoenix	L	103	109	28-27	Price 24	W. Davis 35	10,357
2/27	@ L.A. Clippers	L	96	97	28-28	J. Williams/Harper 18	Woodson 23	11,224
2/29	@ Portland	L	94	107	28-29	Daugherty 23	Kersey 33	12,666
3/2	@ Denver	L	81	99	28-30	Daugherty/Nance 15	Adams 33	9,178
3/6	@ Boston	L	98	127	28-31	Harper 25	Bird 31	14,890
3/9	Milwaukee	W	117	91	29-31	Harper 23	Cummings 22	11,641
3/11	San Antonio	W	117	107	30-31	J. Williams/Harper 24	Robertson 20	12,294
3/12	@ Detroit	L	100	104	30-32	Daugherty 24	Laimbeer/Thomas Dumars 16	33,854
3/14	@ New York	L	102	104	30-33	Nance 24	Ewing 19	13,123
3/15	@ Chicago	L	89	108	30-34	Harper 20	Jordan 38	17,752
3/17	Detroit	L	99	102	30-35	Daugherty 21	Dantley 20	13,261
3/19	@ Milwaukee	L	100	101	30-36	Price 24	Pierce 29	11,052
3/23	New Jersey	W	105	96	31-36	Curry 22	B. Williams 20	8,029
3/25	Chicago (OT)	L	110	111	31-37	Nance 29	Jordan 39	19,876
3/26	@ Atlanta	L	102	109	31-38	Daugherty 25	D. Wilkins 37	16,418
3/29	New York	W	108	103	32-38	Price 24	G. Wilkins 21	9,389
3/30	@ Washington	W	107	96	33-38	Nance 22	J. Malone 20	8,387
4/2	Indiana	W	108	94	34-38	Price 32	Tisdale 20	14,347
4/5	@ Indiana	L	105	106	34-39	Sanders 20	Tisdale 27	12,580
4/6	Washington	W	98	87	35-39	Price 20	Colter 29	10,165
4/8	Milwaukee	W	104	85	36-39	Daugherty 22	Reynolds 16	16,475
4/10	@ New Jersey	W	119	105	37-39	Daugherty 20	Hinson 25	8,965
4/12	Atlanta	W	116	103	38-39	Harper 25	D. Wilkins 28	12,418
4/13	@ Detroit	L	98	115	38-40	Nance 20	Dantley 28	18,808
4/15	Boston	W	120	109	39-40	Daugherty 44	Bird 30	20,146
4/18	Indiana	W	112	107	40-40	Nance 24	H. Williams 24	10,180
4/22	@ Chicago	W	107	103	41-40	Price 26	Oakley/Jordan 26	17,726
4/23	Philadelphia	W	104	99	42-40	Price 25	Barkley 28	20,121

1988-89

Season Highlights

Final Record: 57-25

Finished: 2nd Place in Division

Head Coach: Lenny Wilkens

Cavaliers finished 57-25, Cleveland's all-time best record at that point and tied for the second-best record in the NBA...Cleveland posted its second-best season at home, winning 37 of their 41 games...the Cavaliers won 22 straight home games (a then franchise record) from Dec. 15 to March 2...went 13-2 in the month of December...Ron Harper was named Player of the Week for week ending Feb. 5...four Cavaliers represented Cleveland in the All-Star game: Lenny Wilkens as head coach, Brad Daugherty, Larry Nance and Mark Price...Price was named All-NBA Third Team, the first Cavalier in franchise history...Larry Nance was named NBA All-Defensive First Team, the first Cavalier in franchise history to be named to the first team...Price ranked third in the league in three-point field goal percentage (.441), fourth in free throw percentage (.901) and eighth in assists (8.4)...Nance ranked fifth in blocks (2.82) and ninth in field goal percentage (.539)...Harper ranked eighth in the NBA in steals (2.26)...lost to Chicago in the first round, 3-2.

Final Statistics

1988-89 PLAYER	Field Goals					3-Point FG			Free Throws			Rebounds										PTS	AVG	HI
	G	MIN	FGM	FGA	PCT	FGM	FGA	PCT	FTM	FTA	PCT	OFF	DEF	REB	AST	PF	DQ	STL	BLK					
Daugherty	78	2821	544	1012	.538	1	3	.333	386	524	.737	167	551	718	285	175	1	63	40	1475	18.9	36		
Price	75	2728	529	1006	.526	93	211	.441	263	292	.901	48	178	226	631	98	0	115	7	1414	18.9	37		
Harper	82	2851	587	1149	.511	29	116	.250	323	430	.751	122	287	409	434	224	1	185	74	1526	18.6	32		
Nance	73	2526	496	920	.539	0	4	.000	267	334	.799	156	425	581	159	186	0	57	206	1259	17.2	33		
Williams	82	2125	356	700	.509	1	4	.250	235	314	.748	173	304	477	108	188	1	77	134	948	11.6	27		
Sanders	82	2102	332	733	.453	3	10	.300	97	135	.719	98	209	307	133	230	2	89	32	764	9.3	30		
Ehlo	82	1867	249	524	.475	39	100	.390	71	117	.607	100	195	295	266	161	0	110	19	608	7.4	25		
Valentine	77	1086	136	319	.426	3	14	.214	91	112	.813	22	81	103	174	88	0	57	7	366	4.8	15		
Keys	42	331	74	172	.430	1	10	.100	20	29	.690	23	33	56	19	51	0	12	6	169	4.0	19		
Dudley	61	544	73	168	.435	0	1	.000	39	107	.364	72	85	157	21	82	0	9	23	185	3.0	14		
Hubbard	31	191	28	63	.444	0	0	---	17	25	.680	14	26	40	11	20	0	6	0	73	2.4	9		
Rollins	60	583	62	138	.449	0	1	.000	12	19	.632	38	101	139	19	89	0	11	38	136	2.3	8		
Cavaliers	82	19755	3466	6904	.502	170	474	.359	1821	2438	.747	1033	2475	3508	2260	1592	5	791	586	8923	108.8	142		
Opponents	82	19755	3385	7346	.461	172	508	.339	1358	1748	.777	1214	2283	3497	2043	1970	19	685	363	8300	101.2	127		

Season Leaders (min. 50 games)

Scoring Leaders			Rebounding Leaders			Assist Leaders		
1	Brad Daugherty	18.9 ppg	1	Brad Daugherty	9.2 rpg	1	Mark Price	8.4 apg
2	Mark Price	18.9 ppg	2	Larry Nance	8.0 rpg	2	Ron Harper	5.3 apg
3	Ron Harper	18.6 ppg	3	John Williams	5.8 rpg	3	Brad Daugherty	3.7 apg



1988-89 Top Row (Left to Right): Gary Fitzsimmons (Director of Player Personnel), Wayne Embry (Executive VP and General Manager), Dick Helm (Assistant Coach), Phil Hubbard, John Williams, Chris Dudley, Tree Rollins, Brad Daugherty, Larry Nance, Brian Winters (Assistant Coach), Gary Briggs (Trainer), John Grogan (Strength and Conditioning Consultant), Art Savage (Vice President), Dick Watson (Secretary and Legal Counsel), Harry Stokes (Vice President)
Bottom Row (Left to Right): Ron Harper, Mike Sanders, Craig Ehlo, Lenny Wilkens (Head Coach), Gordon Gund (Co-Chairman), George Gund (Co-Chairman), Mark Price, Darnell Valentine, Randolph Keys, Gary Voce

1988-89

Cleveland Cavaliers Results

Date	Opponent	W/L	Cle	Opp	Record	Cavaliers High Scorer	Opponent High Scorer	Attend.
11/4	@ Charlotte	W	133	93	1-0	Harper 22	Trippucka 16	23,338
11/5	@ Indiana	W	105	99	2-0	Daugherty 24	Person 22	10,710
11/9	L.A. Clippers	W	108	91	3-0	Nance 27	Smith 17	16,513
11/12	Indiana	W	121	96	4-0	Daugherty 22	Frederick 19	14,626
11/15	Atlanta	L	95	97	4-1	Daugherty 22	Malone 21	15,684
11/18	@ New Jersey	W	95	94	5-1	Price 27	Conner 18	9,075
11/19	Milwaukee	W	106	99	6-1	Daugherty 31	Cummings 30	17,287
11/22	Boston @ Hartford	W	114	102	7-1	Price 28	Ainge 28	15,239
11/23	@ Philadelphia	L	91	104	7-2	Williams 21	Barkley 30	13,146
11/26	@ New York	L	112	127	7-3	Daugherty 36	Ewing 31	19,591
11/27	Miami	W	109	80	8-3	Harper 26	Long 14	9,499
12/1	@ Milwaukee	W	99	96	9-3	Harper 28	Sikma 22	14,215
12/2	Boston	W	112	84	10-3	Harper 23	McHale 20	19,148
12/4	Denver	W	122	103	11-3	Harper 28	English 31	12,223
12/6	@ Houston	L	105	106	11-4	Harper 22	Olajuwon 30	16,611
12/8	@ San Antonio	W	104	95	12-4	Daugherty 23	Dawkins 19	9,521
12/10	@ Dallas	W	102	98	13-4	Price 22	Blackman 25	17,007
12/13	L.A. Lakers	L	102	111	13-5	Harper 30	Johnson 31	20,041
12/15	Detroit	W	119	98	14-5	Daugherty/Nance 22	Dumars 16	18,718
12/17	Atlanta	W	120	94	15-5	Price 23	Wilkins 22	18,815
12/20	Utah	W	110	94	16-5	Harper 32	Malone 30	14,710
12/21	@ Boston	W	115	114	17-5	Harper 26	Ainge 29	14,890
12/23	Seattle (OT)	W	119	107	18-5	Nance 27	Ellis 32	15,857
12/27	@ Chicago	W	107	96	19-5	Nance 18	Jordan 43	18,676
12/28	Charlotte	W	122	98	20-5	Harper 19	Reid 19	17,353
12/30	Washington	W	127	110	21-5	Harper 22	Malone 24	20,103
1/3	Indiana	W	119	98	22-5	Daugherty 29	Skiles 19	10,261
1/5	Chicago	W	103	98	23-5	Nance 24	Jordan 32	19,780
1/7	New York	W	104	96	24-5	Harper 30	Ewing 21	20,013
1/9	@ Seattle	L	103	105	24-6	Ehlo 25	McKey 32	13,119
1/11	@ Phoenix	W	124	121	25-6	Nance 28	Chambers 28	14,471
1/13	@ L.A. Lakers	L	95	116	25-7	Price 16	Johnson 26	17,505
1/14	@ Denver	W	116	104	26-7	Harper 30	Lever 33	17,022
1/16	Phoenix	W	126	110	27-7	Price 29	Chambers 28	19,875
1/19	@ Indiana	W	113	106	28-7	Price 29	Miller 24	10,037
1/21	New Jersey	W	115	103	29-7	Nance 33	B. Williams 18	19,476
1/23	Golden State	W	142	109	30-7	Nance 22	Mullin 27	15,045
1/24	@ Atlanta	L	105	121	30-8	Nance 28	Wilkins 41	16,371
1/27	@ Detroit	W	80	79	31-8	Price 22	Thomas 22	21,454
1/29	Washington @ Balt. (OT)	L	117	122	31-9	Price 33	King 38	10,129
1/31	Philadelphia	W	118	103	32-9	Daugherty 31	Hawkins 22	18,905
2/2	@ New York	L	109	125	32-10	Sanders 30	G. Wilkins 21	19,591
2/3	Sacramento	W	110	94	33-10	Harper 28	Berry 24	18,049
2/5	@ Charlotte	W	110	91	34-10	Harper 25	Rambis 16	23,388
2/7	@ Milwaukee	L	106	115	34-11	Daugherty 28	Cummings 31	18,633
2/9	Indiana	W	108	99	35-11	Price 27	Person 27	12,656
2/14	@ Miami	W	109	98	36-11	Price 21	Edwards 24	15,008
2/15	New York	W	129	107	37-11	Harper 29	Newman 20	19,325
2/17	@ Atlanta	L	100	108	37-12	Price 29	Wilkins 32	16,371
2/18	Philadelphia	W	118	100	38-12	Daugherty 24	Gminski 20	19,820
2/20	Houston	W	110	90	39-12	Price 27	Olajuwon 21	18,818
2/22	New Jersey	W	130	111	40-12	Price 22	Hopson 20	14,799
2/24	Portland	W	128	91	41-12	Nance 28	Kersey/Drexler 18	19,916
2/28	Detroit	W	115	99	42-12	Harper 26	Aguiar 28	20,246
3/2	San Antonio	W	112	84	43-12	Daugherty/Williams 22	Comegys/G. Anderson 16	17,996
3/3	@ Detroit	L	90	96	43-13	Nance 20	Laimbeer 24	21,454
3/5	Milwaukee	L	98	103	43-14	Daugherty 30	Cummings 26	19,938
3/7	@ Sacramento	W	105	95	44-14	Williams 24	Ainge 19	16,517
3/9	@ Golden State	L	114	120	44-15	Price 37	Richmond 38	15,025
3/10	@ L.A. Clippers	L	103	105	44-16	Price 20	Dailey 29	13,820
3/12	@ Portland	W	123	110	45-16	Daugherty 23	Porter 20	12,880
3/13	@ Utah	L	83	98	45-17	Harper 20	Malone 25	12,444
3/15	Chicago	W	115	91	46-17	Price 21	Jordan 28	20,018
3/19	@ New Jersey	W	101	91	47-17	Williams 21	Hopson 18	14,450
3/20	Washington	W	103	97	48-17	Harper 23	King 22	19,018
3/22	@ Philadelphia	L	97	100	48-18	Harper 20	Barkley 27	18,168
3/23	Milwaukee	W	102	88	49-18	Harper 21	Sikma 21	19,512
3/25	@ Milwaukee (OT)	L	105	113	49-19	Daugherty 30	Pierce 29	18,633
3/27	@ Indiana	L	102	104	49-20	Harper 21	Person 22	16,288
3/28	Dallas	W	102	90	50-20	Harper 26	D. Harper 20	19,184
3/31	@ Chicago	W	109	100	51-20	Price 25	Jordan 37	18,676
4/2	Boston	W	117	100	52-20	Harper 28	McHale 34	19,617
4/4	Atlanta	W	105	91	53-20	Harper 32	Rivers 18	19,322
4/7	@ Washington	L	96	107	53-21	Daugherty 29	Malone 37	11,113
4/9	Charlotte	W	122	116	54-21	Price 35	Trippucka 26	19,276
4/11	Philadelphia	W	92	90	55-21	Nance 20	Barkley/Gminski 23	19,309
4/12	@ Detroit	L	95	107	55-22	Price 18	Johnson 31	21,454
4/14	@ Boston	L	104	113	55-23	Price/Nance 21	McHale 25	14,890
4/16	Chicago	W	111	92	56-23	Nance 26	Jordan 22	19,901
4/18	Detroit	L	102	118	56-24	Price 21	Dumars 42	20,273
4/21	@ Atlanta	L	89	92	56-25	Harper 18	Wilkins 21	16,371
4/23	@ Chicago	W	90	84	57-25	Williams/Keys 19	Jordan 25	17,688

1989-90

Season Highlights

Final Record: 42-40

Finished: 4th Place in Division

Head Coach: Lenny Wilkens

Cavaliers made the playoffs and lost in the first round to Philadelphia, 3-2...on Nov. 16, Cavaliers acquired draft rights of Danny Ferry and Reggie Williams for Ron Harper and three future draft choices from the Los Angeles Clippers...Mark Price finished seventh in the league in assists at 9.1...Steve Kerr led the NBA in three-point field goal percentage at .507 and Craig Ehlo followed closely behind in seventh at .419...John Williams finished 10th in blocks per game at 2.04...Cavaliers had four separate winning streaks of at least four games...finished the season by winning their final six games.

Final Statistics

1989-90 PLAYER	G	MIN	Field Goals			3-Point FG			Free Throws			Rebounds			AST	PF	DQ	STL	BLK	PTS	AVG	HI
			FGM	FGA	PCT	FGM	FGA	PCT	FTM	FTA	PCT	OFF	DEF	REB								
Harper	7	262	61	138	.442	1	5	.200	31	41	.756	19	29	48	49	25	1	14	9	154	22.0	36
Price	73	2706	489	1066	.459	152	374	.406	300	338	.888	66	185	251	666	89	0	114	5	1430	19.6	37
J.Williams	82	2776	528	1070	.493	0	0	---	325	440	.739	220	443	663	168	214	2	86	167	1381	16.8	33
Daugherty	41	1438	244	509	.479	0	2	.000	202	287	.704	77	296	373	130	108	1	29	22	690	16.8	30
Nance	62	2065	412	807	.511	1	1	1.000	186	239	.778	162	354	516	161	185	3	54	122	1011	16.3	31
Ehlo	81	2894	436	940	.464	104	248	.419	126	185	.681	147	292	439	371	226	2	126	23	1102	13.6	31
Keys	48	892	151	359	.421	2	10	.200	61	82	.744	52	85	137	39	117	0	38	2	365	7.6	22
Brown	75	1339	210	447	.470	0	7	.000	125	164	.762	83	148	231	50	148	0	33	26	545	7.3	30
R.Williams	32	542	91	239	.381	6	27	.222	30	41	.732	17	43	60	38	79	2	22	10	218	6.8	17
Kerr	78	1664	192	432	.444	73	144	.507	63	73	.863	12	86	98	248	59	0	45	7	520	6.7	19
Bennett	55	990	137	286	.479	0	0	---	64	96	.667	84	104	188	54	133	1	23	10	338	6.1	20
Chievous (Tot)	55	591	105	220	.477	3	9	.333	80	111	.721	35	55	90	31	70	0	26	5	293	5.3	17
Chievous (Cle)	14	99	15	42	.357	0	1	.000	19	24	.792	7	8	15	4	11	0	3	1	49	3.5	12
Dudley	37	684	79	203	.389	0	0	---	26	77	.338	88	115	203	20	83	1	19	41	184	5.0	15
Mokeski	38	449	63	150	.420	0	1	.000	25	36	.694	27	72	99	17	76	0	8	10	151	4.0	14
Morton	37	402	48	161	.298	7	30	.233	43	62	.694	7	25	32	67	30	0	18	4	146	3.9	14
Rollins	48	674	57	125	.456	0	1	.000	11	16	.688	58	95	153	24	83	3	13	53	125	2.6	10
Voce	1	4	1	3	.333	0	0	---	0	0	---	2	0	2	0	0	0	0	0	2	2.0	2
Cavaliers	82	19880	3214	6977	.461	346	851	.407	1637	2201	.744	1128	2380	3508	2106	1666	16	645	512	8411	102.6	131
Opponents	82	19880	3418	7135	.479	156	500	.312	1444	1898	.761	1134	2451	3585	2137	1893	19	680	379	8436	102.9	145

Season Leaders (min. 50 games)

Scoring Leaders			Rebounding Leaders			Assist Leaders		
1	Mark Price	19.6 ppg	1	Larry Nance	8.3 rpg	1	Mark Price	9.1 apg
2	John Williams	16.8 ppg	2	John Williams	8.1 rpg	2	Craig Ehlo	4.6 apg
3	Larry Nance	16.3 ppg	3	Craig Ehlo	5.4 rpg	3	Steve Kerr	3.2 apg



1989-90 Top Row (Left to Right): Gary Fitzsimmons (Player Personnel Director), Dick Helm (Assistant Coach), Brian Winters (Assistant Coach), Larry Nance, John Williams, Paul Mokeski, Brad Daugherty, Tree Rollins, Chucky Brown, John Grogan (Strength Coach), Gary Briggs (Head Trainer)
Bottom Row (Left to Right): Steve Kerr, Derrick Chievous, Craig Ehlo, Lenny Wilkens (Head Coach), Wayne Embry (General Manager), John Morton, Mark Price, Winston Bennett

1989-90

Cleveland Cavaliers Results

Date	Opponent	W/L	Cle	Opp	Record	Cavaliers High Scorer	Opponent High Scorer	Attend.
11/3	@ Chicago (OT)	L	119	124	0-1	Harper 36	Jordan 54	18,676
11/4	@ Indiana	L	98	106	0-2	Williams 30	Miller 31	15,004
11/8	Orlando (OT)	L	110	117	0-3	Harper 26	Theus 28	14,116
11/10	Washington @ Baltimore	L	92	100	0-4	Williams 22	Malone 31	11,713
11/11	Boston	W	104	101	1-4	Harper 21	Parish 31	19,066
11/14	@ New Jersey	W	103	92	2-4	Ehlo 23	Hopson 17	8,897
11/15	Golden State	W	129	104	3-4	Williams 25	Mullin 29	13,706
11/17	Atlanta (OT)	W	131	125	4-4	Ehlo 31	Wilkins 34	16,135
11/22	New York	W	97	85	5-4	Williams 22	Ewing 24	17,097
11/24	@ Detroit	L	82	101	5-5	Price 14	Dumars 31	21,454
11/25	Houston	L	75	85	5-6	Williams 13	Olajuwon 21	17,139
11/28	Washington	W	92	91	6-6	Ehlo 25	Malone 20	12,575
11/29	@ Philadelphia	L	84	114	6-7	Bennett 20	Hawkins 28	8,894
12/1	@ Boston	L	89	102	6-8	Keys 22	Bird 29	14,890
12/2	Minnesota	L	74	101	6-9	Bennett/R. Williams 12	Campbell 24	14,995
12/5	Utah	L	80	94	6-10	Ehlo 14	Hansen/Malone 21	14,210
12/7	@ L.A. Clippers	L	88	105	6-11	Price 21	Harper 29	9,044
12/9	@ Sacramento	W	108	101	7-11	Price 23	Ainge 25	17,014
12/11	@ Utah (OT)	W	113	110	8-11	Price 27	Malone 32	12,616
12/13	Milwaukee	W	99	93	9-11	Nance 31	Roberts 27	13,331
12/15	Seattle	W	120	101	10-11	Williams 32	McKey 20	15,072
12/20	Denver	L	89	104	10-12	Ehlo 16	English 22	15,379
12/22	@ Milwaukee	L	100	112	10-13	Price 20	Humphries 27	17,854
12/25	@ Atlanta	L	104	115	10-14	R. Williams/Williams 17	Webb 26	13,357
12/27	Detroit	L	82	99	10-15	Price 22	Edwards 25	19,738
12/28	@ Charlotte	L	92	94	10-16	Nance 27	Tripucka 25	23,901
12/30	Phoenix	W	110	102	11-16	Nance 25	Chambers 27	18,867
1/3	Chicago	L	87	93	11-17	Brown 17	Jordan 38	19,938
1/5	Washington	W	119	107	12-17	Price 27	Malone 28	15,748
1/6	@ Orlando	W	123	112	13-17	Brown 30	Cartledge 27	15,077
1/10	Milwaukee	L	100	116	13-18	Williams 23	Pierce 31	15,369
1/12	@ Philadelphia	W	113	102	14-18	Price 30	Anderson/Barkley 21	12,634
1/13	New Jersey	W	98	96	15-18	Williams 19	Short 22	17,138
1/15	San Antonio	W	92	89	16-18	Price 25	Robinson 28	17,657
1/17	@ Houston	L	98	107	16-19	Nance 20	Johnson 22	14,439
1/19	@ San Antonio	L	101	104	16-20	Keys 22	Robinson 32	15,910
1/20	@ Dallas (OT)	L	96	105	16-21	Williams 23	Harper 28	17,007
1/23	Philadelphia	L	88	103	16-22	Williams 16	Barkley 32	16,225
1/24	@ Atlanta	L	86	103	16-23	Price 20	Long 19	14,220
1/26	@ Minnesota	W	85	84	17-23	Price 20	Campbell 34	24,933
1/27	@ Indiana	W	91	84	18-23	Williams 22	Miller 28	15,077
1/30	@ Miami	W	106	94	19-23	Williams 24	Rice 19	15,008
2/3	Detroit	L	100	105	19-24	Price 25	Dumars/Thomas 19	20,167
2/5	L.A. Clippers	W	100	84	20-24	Price 20	Manning/Norman 19	15,694
2/6	@ Detroit	L	96	105	20-25	Williams 21	Dumars 22	21,454
2/8	Miami	W	106	82	21-25	Price 18	Edwards 20	13,628
2/14	Indiana (OT)	L	131	133	21-26	Price 37	Miller 43	13,103
2/16	Atlanta	W	109	101	22-26	Nance 30	Wilkins 25	18,988
2/17	@ New York (OT)	L	108	119	22-27	Price 24	Ewing 41	18,212
2/19	Dallas	L	87	96	22-28	Nance 20	Perkins 24	16,369
2/21	Portland	W	121	109	23-28	Brown/Price 24	Duckworth/Kersey 20	16,368
2/23	Orlando	W	123	96	24-28	Daugherty/Williams 21	Anderson 23	17,776
2/25	Charlotte	W	102	86	25-28	Nance 24	Gilliam 28	16,178
2/27	@ Portland	L	105	118	25-29	Daugherty/Nance 30	Duckworth 21	12,884
3/1	@ Denver	L	125	131	25-30	Price 31	English 26	11,816
3/2	@ L.A. Lakers	L	93	124	25-31	Nance 21	Johnson 26	17,505
3/4	@ Phoenix	L	96	108	25-32	Daugherty 21	K. Johnson 30	14,487
3/6	@ Seattle	L	90	95	25-33	Williams 20	Barros 23	12,019
3/8	@ Golden State	L	105	145	25-34	Williams 26	Richmond 25	15,025
3/11	@ Milwaukee	W	107	96	26-34	Price 31	Pierce 26	17,474
3/13	Philadelphia	W	119	102	27-34	Price 30	Barkley 29	17,320
3/15	L.A. Lakers	W	112	96	28-34	Price 24	Green 20	20,273
3/17	Indiana	W	118	102	29-34	Price 26	Miller 30	19,231
3/18	@ Orlando	W	120	103	30-34	Daugherty 29	Anderson 22	15,077
3/21	@ Boston	L	114	123	30-35	Ehlo 27	Lewis 26	14,890
3/23	@ Chicago	L	95	102	30-36	Price 25	Jordan 41	18,584
3/24	New Jersey	W	115	108	31-36	Price 24	Hopson 29	19,226
3/26	Sacramento	W	116	95	32-36	Daugherty 26	McCray 27	13,548
3/28	Chicago (OT)	L	113	117	32-37	Price 31	Jordan 69	20,273
3/30	@ Miami	W	105	104	33-37	Price 26	Frank/Rice 16	15,008
4/1	Indiana	W	121	91	34-37	Nance 24	Person 17	17,166
4/3	@ New York	L	97	106	34-38	Williams 26	Wilkins 25	17,048
4/4	Atlanta	W	101	95	35-38	Daugherty 24	Wilkins 33	18,074
4/6	Boston	L	104	109	35-39	Daugherty/Williams 30	McHale 30	20,273
4/8	Detroit	W	100	97	36-39	Williams 33	Johnson 25	20,273
4/11	@ Chicago	L	86	107	36-40	Bennett/Daugherty 17	Jordan 22	18,139
4/12	@ Washington	W	102	100	37-40	Price 25	Malone 39	8,129
4/14	Miami	W	93	85	38-40	Daugherty/Ehlo 17	Rice 25	19,132
4/17	@ Milwaukee	W	96	88	39-40	Williams 19	Humphries 22	14,374
4/18	@ New Jersey	W	100	93	40-40	Ehlo 19	Morris 25	11,985
4/20	@ Orlando	W	118	104	41-40	Ehlo/Price 19	Cartledge/Reynolds 21	15,077
4/22	New York	W	115	99	42-40	Daugherty 26	Ewing 23	19,149

1990-91

Season Highlights

Final Record: 33-49

Finished: 6th Place in Division

Head Coach: Lenny Wilkens

Mark Price tore his ACL on Nov. 30 and missed the remainder of the season...John Williams missed 37 consecutive games with a sprained left foot...Danny Ferry averaged 8.6 points in 81 games as a rookie...Brad Daugherty became the first player in Cavaliers history to average 20+ points and 10+ rebounds (21.6 points and 10.9 rebounds)...Daugherty was named an All-Star for the third time...Daugherty finished sixth in the league in rebounds (10.9) and Larry Nance finished sixth in blocks (2.50).

Final Statistics

1990-91	Field Goals					3-Point FG			Free Throws			Rebounds											PTS	AVG	HI
PLAYER	G	MIN	FGM	FGA	PCT	FGM	FGA	PCT	FTM	FTA	PCT	OFF	DEF	REB	AST	PF	DQ	STL	BLK						
Daugherty	76	2946	605	1155	.524	0	3	.000	435	579	.751	177	653	830	253	191	2	74	46	1645	21.6	38			
Nance	80	2927	635	1211	.524	2	8	.250	265	330	.803	201	485	686	237	219	3	66	200	1537	19.2	34			
Price	16	571	97	195	.497	18	53	.340	59	62	.952	8	37	45	166	23	0	42	2	271	16.9	26			
Williams	43	1293	199	430	.463	0	1	.000	107	164	.652	111	179	290	100	126	2	36	69	505	11.7	23			
Ehlo	82	2766	344	773	.445	49	149	.329	95	140	.679	142	246	388	376	209	0	121	34	832	10.1	24			
Valentine	65	1841	230	496	.464	6	25	.240	143	172	.831	37	135	172	351	170	2	98	12	609	9.4	28			
Ferry	81	1661	275	643	.428	23	77	.299	124	152	.816	99	187	286	142	230	1	43	25	697	8.6	21			
Brown	74	1485	263	502	.524	0	4	.000	101	144	.701	78	135	213	80	130	0	26	24	627	8.5	26			
James	37	505	112	254	.441	24	60	.400	52	72	.722	26	53	79	32	59	1	15	5	300	8.1	25			
Paddio	70	1181	212	506	.419	6	24	.250	74	93	.796	38	80	118	90	71	0	20	6	504	7.2	24			
Morton	66	1207	120	274	.438	4	12	.333	113	139	.813	41	62	103	243	112	1	61	18	357	5.4	21			
Kerr	57	905	99	223	.444	28	62	.452	45	53	.849	5	32	37	131	52	0	29	4	271	4.8	13			
Woodson (Tot)	15	171	26	77	.338	1	7	.143	11	13	.846	3	10	13	15	18	0	5	5	64	4.3	16			
Woodson (Cle)	4	46	5	23	.217	0	1	.000	1	1	1.000	1	1	2	5	7	0	0	1	11	2.8	9			
Bennett	27	334	40	107	.374	0	0	---	35	47	.745	30	34	64	28	50	0	8	2	115	4.3	23			
Chievous	18	110	17	46	.370	0	0	---	9	16	.563	11	7	18	2	16	0	3	1	43	2.4	9			
Babic	12	52	6	19	.316	0	0	---	7	12	.583	6	3	9	4	7	0	1	1	19	1.6	5			
Cavaliers	82	19830	3259	6857	.475	160	479	.334	1665	2176	.765	1011	2329	3340	2240	1672	12	643	450	8343	101.7	125			
Opponents	82	19830	3459	7117	.486	163	505	.323	1464	1916	.764	1097	2398	3495	2150	1895	20	710	394	8545	104.2	128			

Season Leaders (min. 50 games)

Scoring Leaders			Rebounding Leaders			Assist Leaders		
1	Brad Daugherty	21.6 ppg	1	Brad Daugherty	10.9 rpg	1	Darnell Valentine	5.4 apg
2	Larry Nance	19.2 ppg	2	Larry Nance	8.6 rpg	2	Craig Ehlo	4.6 apg
3	Craig Ehlo	10.1 ppg	3	Craig Ehlo	4.7 rpg	3	John Morton	3.7 apg



1990-91 Top Row (Left to Right): Dick Helm (Assistant Coach), Brian Winters (Assistant Coach), Chucky Brown, Danny Ferry, Derrick Chievous, Larry Nance, Brad Daugherty, John Williams, Milos Babic, Henry James, Winston Bennett, John Grogan (Strength and Conditioning Consultant), Gary Briggs (Head Trainer)
Bottom Row (Left to Right): Gerald Paddio, Craig Ehlo, Steve Kerr, Wayne Embry (General Manager), Lenny Wilkens (Head Coach), Gordon Gund (Owner), Tom Chestnut (President), Mark Price, Darnell Valentine, John Morton

1990-91

Cleveland Cavaliers Results

Date	Opponent	W/L	Cle	Opp	Record	Cavaliers High Scorer	Opponent High Scorer	Attend.
11/2	@ Boston	L	101	125	0-1	Price 19	Lewis 32	14,890
11/3	@ Detroit	L	97	106	0-2	Daugherty 35	Thomas 24	21,454
11/6	@ Orlando	W	102	95	1-2	Nance 23	Anderson 20	15,077
11/7	Charlotte	W	100	89	2-2	Daugherty/Nance 21	Chapman 17	16,154
11/9	@ Indiana	L	107	122	2-3	Ehlo 21	Miller 28	10,825
11/10	Philadelphia	W	104	88	3-3	Nance 23	Barkley 31	17,663
11/13	@ Atlanta	W	121	104	4-3	Paddio 22	Wilkins 27	10,645
11/14	Indiana	W	113	95	5-3	Price 25	Person 20	11,799
11/16	Milwaukee	W	99	94	6-3	Nance 25	Robertson 24	14,430
11/17	@ Charlotte	L	100	112	6-4	Paddio 21	Newman 24	23,901
11/21	Miami	W	123	109	7-4	Nance 27	Seikaly 27	13,884
11/23	@ Philadelphia	L	105	111	7-5	Nance 31	Barkley 36	16,642
11/24	Boston	L	102	113	7-6	Daugherty 31	Bird 29	19,748
11/27	@ New York	W	107	102	8-6	Daugherty 27	Vandeweghe 29	13,645
11/28	Golden State	L	108	110	8-7	Daugherty 35	Richmond 24	12,158
11/30	@ Atlanta	W	101	93	9-7	Daugherty 30	Wilkins 25	11,996
12/1	Chicago	L	85	120	9-8	Daugherty 16	Jordan 32	20,273
12/4	Denver	W	121	117	10-8	Daugherty 31	Woolridge 31	13,116
12/5	@ Milwaukee (OT)	L	109	113	10-9	Valentine 24	Robertson 31	13,941
12/8	@ Indiana	L	99	114	10-10	Nance 28	Flemming 29	9,641
12/12	L.A. Clippers	L	90	100	10-11	Daugherty 21	Norman 30	11,909
12/14	San Antonio (OT)	L	106	116	10-12	Nance 28	Robinson 23	16,674
12/15	@ Chicago	L	98	116	10-13	Brown 19	Jordan 24	18,228
12/17	Atlanta	L	98	109	10-14	Daugherty 33	Wilkins 32	11,822
12/19	L.A. Lakers	W	84	74	11-14	Nance 26	Johnson 18	19,183
12/21	@ New Jersey	L	103	111	11-15	Nance 22	Theus 22	7,232
12/22	Washington	L	89	109	11-16	Daugherty 20	King 46	12,543
12/26	Seattle	L	97	99	11-17	Nance 28	Kemp 19	14,839
12/29	Portland	L	114	120	11-18	Nance 24	Drexler 28	17,095
1/2	Phoenix	L	83	105	11-19	Nance 22	Johnson 29	15,808
1/4	Detroit	L	94	98	11-20	Daugherty/Nance 21	Aguirre 26	19,028
1/5	@ Chicago	L	92	108	11-21	James 25	Jordan 30	18,676
1/8	@ Utah	L	88	110	11-22	James 21	J. Malone 28	12,616
1/9	@ Phoenix	L	105	113	11-23	Daugherty 27	Hornacek 23	14,487
1/11	@ L.A. Lakers	L	93	105	11-24	Daugherty 20	Johnson 27	17,103
1/12	@ Denver	L	120	128	11-25	Daugherty 38	Adams 28	10,327
1/16	Miami	W	108	94	12-25	Daugherty 22	Burton 19	11,766
1/18	Utah (OT)	L	99	106	12-26	Nance 27	Stockton 27	16,530
1/23	@ Dallas	W	99	85	13-26	Daugherty/Nance 21	McCray 16	16,210
1/24	@ San Antonio	L	103	111	13-27	Nance 32	Robinson 30	15,908
1/26	@ Houston	L	97	103	13-28	Nance 29	Maxwell 51	13,524
1/29	Charlotte	W	125	106	14-28	Daugherty 26	Newman 31	11,978
1/30	@ Detroit	L	84	93	14-29	Daugherty 23	Dumars 27	21,454
2/2	Minnesota (OT)	W	113	110	15-29	Daugherty 35	Campbell/Mitchell 28	16,002
2/4	Milwaukee	L	96	103	15-30	Daugherty 30	Pierce 27	12,580
2/5	@ Atlanta	L	114	118	15-31	Valentine 28	Wilkins 40	11,354
2/7	Houston	L	92	96	15-32	Nance 23	Johnson 22	13,418
2/12	@ Miami	W	94	78	16-32	Daugherty 25	Douglas 29	15,008
2/13	Dallas	W	95	93	17-32	Daugherty 23	Blackman 28	11,522
2/15	New York	W	90	85	18-32	Ferry/Valentine 19	Ewing/Vandeweghe 26	16,487
2/17	Washington @ Baltimore	L	104	108	18-33	Nance 27	English 31	10,024
2/18	Chicago	L	95	110	18-34	Daugherty 30	Jordan 32	20,273
2/20	Sacramento	W	118	104	19-34	Daugherty 24	Carr 31	11,763
2/22	Indiana	L	98	106	19-35	Nance 24	M. Williams 19	14,072
2/23	@ Milwaukee	L	103	118	19-36	Daugherty 23	Schayes 31	18,633
2/26	Detroit	W	106	103	20-36	Nance 25	Henderson 24	17,310
3/1	@ Indiana	L	115	118	20-37	Nance 23	Person 26	11,193
3/5	@ Seattle (OT)	W	113	111	21-37	Daugherty 27	Johnson 28	10,623
3/7	@ Golden State	L	92	122	21-38	Daugherty 24	Mullin 20	15,025
3/8	@ Sacramento	L	79	87	21-39	Daugherty 21	Frederick 21	17,014
3/10	@ L.A. Clippers	W	98	93	22-39	Daugherty 26	Smith 18	12,050
3/11	@ Portland	L	96	104	22-40	Daugherty 24	Drexler 26	12,884
3/14	Milwaukee	W	103	101	23-40	Nance 31	Henson 16	13,649
3/16	Chicago	L	98	102	23-41	Nance 24	Jordan 37	20,273
3/20	@ New York	L	97	102	23-42	Paddio 24	Ewing 32	15,647
3/22	@ Minnesota	L	105	110	23-43	Ehlo 24	Campbell 30	19,006
3/23	New Jersey	W	108	82	24-43	Daugherty 26	Coleman 15	16,725
3/26	@ Miami	L	98	104	24-44	Daugherty 16	Edwards 28	15,008
3/28	Washington	W	102	95	25-44	Brown/Williams 18	Williams 26	13,882
3/29	@ Boston	L	108	110	25-45	Valentine 23	Lewis 29	14,890
3/31	@ Philadelphia	L	101	110	25-46	Brown 26	Hawkins 31	13,935
4/2	@ Washington	L	82	101	25-47	James 19	Eackles 21	7,813
4/3	New York	W	95	84	26-47	Nance 22	Vandeweghe 23	16,191
4/5	Charlotte	W	104	101	27-47	Ehlo 22	Reid 26	12,685
4/7	@ Charlotte	W	102	100	28-47	Nance 32	Gattison 19	23,901
4/9	Atlanta	L	98	104	28-48	Nance 24	Wilkins 25	15,235
4/10	@ Detroit	W	94	90	29-48	Daugherty 23	Thomas 20	21,454
4/12	@ New Jersey	L	103	104	29-49	Daugherty 20	Coleman 26	12,431
4/13	New Jersey	W	102	98	30-49	Daugherty 24	Coleman 23	14,507
4/17	Orlando	W	112	102	31-49	Daugherty 24	Smith 27	13,445
4/19	Boston (OT)	W	124	117	32-49	Daugherty 26	Shaw 25	19,710
4/21	Philadelphia	W	123	110	33-49	Williams 20	Anderson 27	15,777

1991-92

Season Highlights

Final Record: 57-25

Finished: 2nd Place in Division

Head Coach: Lenny Wilkens

Cavaliers won 25 games more than the previous season, the largest turnaround in franchise history...made it to the Eastern Conference Finals, for the second time in Cavaliers history, defeating New Jersey (3-1) and Boston (4-3) before losing to Chicago (4-2)...won a franchise-best 22 games on the road and started the season 9-0 at home...on Dec. 17, Cavaliers routed the Heat, 148-80, for the biggest win in Cavalier history...Brad Daugherty scored 40 points against New Jersey on April 23, the highest point total by a Cavalier in a playoff game...Daugherty and Mark Price were named All-Stars as well as All-NBA (third team)...Price led the NBA in free throw percentage (.947) and ranked 10th in assists (7.4)...Daugherty finished fourth in the NBA in field goal percentage (.570)...Larry Nance was named NBA All-Defensive Team (second team) and finished third in the NBA in blocks (3.00)...Terrell Brandon was named to the NBA All-Rookie Team (second team)...Wayne Embry was named Sporting News NBA Executive of the Year.

Final Statistics

1991-92 PLAYER	Field Goals					3-Point FG		Free Throws				Rebounds				PF	DQ	STL	BLK	PTS	AVG	HI
	G	MIN	FGM	FGA	PCT	FGM	FGA	PCT	FTM	FTA	PCT	OFF	DEF	REB	AST							
Daugherty	73	2643	576	1010	.570	0	2	.000	414	533	.777	191	569	760	262	190	1	65	78	1566	21.5	32
Price	72	2138	438	897	.488	101	261	.387	270	285	.947	38	135	173	535	113	0	94	12	1247	17.3	30
Nance	81	2880	556	1032	.539	0	6	.000	263	320	.822	213	457	670	232	200	2	80	243	1375	17.0	35
Ehlo	63	2016	310	684	.453	69	167	.413	87	123	.707	94	213	307	238	150	0	78	22	776	12.3	29
Williams	80	2432	341	678	.503	0	4	.000	270	359	.752	228	379	607	196	191	2	60	182	952	11.9	30
Battle	76	1637	316	659	.480	2	17	.118	145	171	.848	19	93	112	159	116	0	36	5	779	10.3	21
Sanders (Tot)	31	633	92	161	.571	1	3	.333	36	47	.766	27	69	96	53	83	1	24	10	221	7.1	23
Sanders (Cle)	21	552	81	139	.583	1	3	.333	31	41	.756	27	61	88	42	75	1	22	9	194	9.2	23
Brandon	82	1605	252	601	.419	1	23	.043	100	124	.806	49	113	162	316	107	0	81	22	605	7.4	19
Kerr	48	847	121	237	.511	32	74	.432	45	54	.833	14	64	78	110	29	0	27	10	319	6.6	24
James	65	866	164	403	.407	29	90	.322	61	76	.803	35	77	112	25	94	1	16	11	418	6.4	19
Ferry	68	937	134	328	.409	17	48	.354	61	73	.836	53	160	213	75	135	0	22	15	346	5.1	15
Bennett	52	831	79	209	.378	0	1	.000	35	50	.700	62	99	161	38	121	1	19	9	193	3.7	14
Oliver	27	252	39	98	.398	1	9	.111	17	22	.773	9	18	27	20	22	0	9	2	96	3.6	11
Morton	4	54	3	12	.250	0	1	.000	8	9	.889	3	4	7	5	3	0	1	0	14	3.5	7
Phills	10	65	12	28	.429	0	2	.000	7	11	.636	4	4	8	4	3	0	3	1	31	3.1	11
Brown	6	50	5	10	.500	0	0	---	5	8	.625	2	4	6	3	7	0	3	0	15	2.5	5
Cavaliers	82	19805	3438	7047	.488	253	708	.357	1824	2265	.805	1041	2458	3499	2271	1564	8	618	622	8953	109.2	148
Opponents	82	19805	3496	7435	.470	193	581	.332	1294	1683	.769	1236	2376	3612	2156	1874	9	649	417	8479	103.4	134

Season Leaders (min. 50 games)

Scoring Leaders			Rebounding Leaders			Assist Leaders		
1	Brad Daugherty	21.5 ppg	1	Brad Daugherty	10.4 rpg	1	Mark Price	7.4 apg
2	Mark Price	17.3 ppg	2	Larry Nance	8.3 rpg	2	Terrell Brandon	3.9 apg
3	Larry Nance	17.0 ppg	3	John Williams	7.6 rpg	3	Craig Ehlo	3.8 apg



1991-92 Top Row (Left to Right): Lenny Wilkens (Head Coach), Gary Fitzsimmons (Player Personnel Director), Dick Helm (Assistant Coach), Brian Winters (Assistant Coach), Danny Ferry, Brad Daugherty, John Williams, Larry Nance, Gary Briggs (Head Trainer), Stan Kellers (Strength Coach), Dick Watson (Chief Legal Counsel), Wayne Embry (General Manager)
Bottom Row (Left to Right): Henry James, Steve Kerr, Terrell Brandon, Craig Ehlo, Gordon Gund (Owner), Tom Chestnut (President), Mark Price, John Battle, Jimmy Oliver, Winston Bennett

1991-92

Cleveland Cavaliers Results

Date	Opponent	W/L	Cle	Opp	Record	Cavaliers High Scorer	Opponent High Scorer	Attend.
11/1	@ Portland	L	106	117	0-1	Daugherty 23	Drexler 31	12,888
11/2	@ L.A. Clippers	L	105	106	0-2	Daugherty 20	Harper 21	10,533
11/5	@ Dallas	W	112	101	1-2	Nance 29	Blackman 23	14,019
11/7	@ Houston	L	86	105	1-3	Nance 20	Floyd 22	13,011
11/8	@ San Antonio (OT)	L	101	107	1-4	Ehlo 29	Robinson 31	16,057
11/12	Milwaukee	W	119	113	2-4	Daugherty 25	Ellis 31	14,267
11/14	Seattle (OT)	W	115	109	3-4	Daugherty/Nance 23	Pierce 29	10,838
11/16	Indiana	W	127	117	4-4	Nance 32	Miller 32	17,298
11/20	@ Charlotte	L	108	109	4-5	Ehlo 21	Curry 29	23,698
11/21	New Jersey	W	116	112	5-5	Daugherty 26	Petrovic 24	10,181
11/23	Detroit	W	96	89	6-5	Daugherty 19	Dumars 25	17,462
11/26	@ Philadelphia	W	95	91	7-5	Daugherty 31	Hawkins 23	10,721
11/27	Philadelphia	W	107	97	8-5	Daugherty 31	Anderson 25	13,737
11/29	Orlando	W	115	104	9-5	Daugherty 29	Smith 22	17,279
12/4	@ Chicago	L	102	108	9-6	Daugherty 26	Pippen 28	18,489
12/5	@ Detroit	W	110	101	10-6	Daugherty 25	Aguiar/Thomas 21	21,454
12/7	Washington	W	99	97	11-6	Daugherty 23	Grant 30	11,491
12/11	@ Miami	L	103	105	11-7	Price 21	Rice 21	14,707
12/12	Atlanta	W	134	107	12-7	Nance 26	Augmon 21	11,429
12/14	Dallas	L	97	99	12-8	Daugherty 24	Blackman 26	13,057
12/17	Miami	W	148	80	13-8	Battle/Price 18	Smith 15	10,487
12/18	@ New Jersey	L	93	102	13-9	Williams 23	Coleman 22	6,211
12/20	@ Atlanta	W	122	99	14-9	Brandon 19	Graham 23	10,384
12/21	Charlotte	W	120	111	15-9	Daugherty 24	Gill 25	14,667
12/23	Utah	W	113	112	16-9	Daugherty/James 19	Edwards 30	16,181
12/26	@ Milwaukee	W	111	94	17-9	Battle/Daugherty/Williams 16	Robertson 20	16,184
12/27	San Antonio	W	103	97	18-9	Daugherty 31	Strickland 16	20,273
12/30	Houston	W	121	89	19-9	Daugherty 18	Jamerson 13	19,304
1/2	@ New York	W	110	103	20-9	Daugherty 23	McDaniel 27	17,315
1/3	@ Boston	W	111	100	21-9	Daugherty/Nance 20	Parish 19	14,890
1/7	@ Minnesota	W	113	98	22-9	Daugherty 27	Richardson 18	18,388
1/9	@ Washington	W	99	92	23-9	Price 25	Grant 25	7,441
1/11	Philadelphia	W	108	102	24-9	Daugherty 23	Barkley 23	20,273
1/14	Portland	L	114	121	24-10	Price 26	Drexler 34	16,834
1/16	Chicago	L	85	100	24-11	Battle 20	Jordan 35	20,273
1/18	New York	W	108	106	25-11	Daugherty 31	Ewing 28	19,365
1/20	Boston	L	102	107	25-12	Price/Williams 21	Lewis 26	19,591
1/22	Indiana (OT)	W	119	115	26-12	Price 30	Person 29	16,565
1/24	@ Indiana	W	104	102	27-12	Nance 23	Person 29	13,591
1/25	@ Orlando	L	96	99	27-13	Price 24	Anderson 26	15,151
1/29	@ Detroit	W	95	90	28-13	Williams 22	Woodridge 26	21,454
1/30	Orlando	W	115	98	29-13	Nance 33	Anderson 28	15,269
2/2	Minnesota	W	106	95	30-13	Daugherty 24	Campbell 29	15,685
2/5	@ Philadelphia (OT)	W	110	108	31-13	Nance 26	Hawkins 31	12,897
2/6	Detroit	L	95	112	31-14	Daugherty 24	Thomas 38	19,472
2/11	@ Utah	L	109	111	31-15	Nance 21	K. Malone 26	19,911
2/12	@ Denver	L	102	108	31-16	Ehlo 25	R. Williams 24	12,392
2/15	New Jersey	W	128	92	32-16	Daugherty 27	Mills 16	19,624
2/17	@ Chicago	W	113	112	33-16	Daugherty 25	Jordan 46	18,676
2/18	@ Milwaukee	L	116	128	33-17	Daugherty 19	Malone 30	13,876
2/20	@ New York	W	92	89	34-17	Price 22	Ewing 26	19,763
2/21	Sacramento	W	119	102	35-17	Daugherty 30	Tisdale 20	14,605
2/23	Milwaukee	W	103	89	36-17	Daugherty 25	Robertson 16	17,357
2/26	@ Phoenix	L	100	103	36-18	Daugherty 32	Hornacek 28	14,496
2/28	@ L.A. Lakers	W	101	90	37-18	Daugherty/Nance 25	Perkins/Scott 20	17,505
3/1	@ Seattle	L	107	113	37-19	Daugherty/Ehlo 21	Johnson/Pierce 22	13,647
3/4	@ Sacramento	W	109	108	38-19	Daugherty 21	Tisdale 27	17,014
3/5	@ Golden State	L	108	116	38-20	Daugherty/Nance 20	Marciulionis 29	15,025
3/7	@ Atlanta	W	110	94	39-20	Nance 35	Augmon 20	13,950
3/10	Phoenix	W	102	100	40-20	Price 24	Majerte 29	16,719
3/13	L.A. Lakers (OT)	W	109	107	41-20	Nance 20	Scott 28	20,273
3/15	Denver	W	100	91	42-20	Price 29	Garland 26	16,549
3/16	@ Washington	W	111	102	43-20	Williams 25	Eckles 26	8,935
3/18	@ Boston	L	94	96	43-21	Nance 24	Lewis/McHale 20	14,890
3/20	Golden State	W	122	107	44-21	Daugherty 28	Marciulionis 24	20,273
3/22	Atlanta	W	123	80	45-21	Daugherty 22	Ferrell 19	15,408
3/24	Indiana	W	128	113	46-21	Daugherty 32	Schrempf 25	15,668
3/25	@ Orlando	W	106	96	47-21	Price 30	Roberts 15	15,151
3/27	@ Charlotte	W	121	115	48-21	Daugherty 24	Curry/Gill 29	23,698
3/28	@ Chicago	L	102	126	48-22	Daugherty 20	Jordan 44	18,676
3/31	Miami	W	123	114	49-22	Daugherty 23	Rice 30	16,020
4/2	L.A. Clippers	W	115	98	50-22	Nance 19	Harper 20	18,297
4/3	@ Miami	W	103	100	51-22	Price 21	Rice 25	15,008
4/5	New York	W	97	93	52-22	Daugherty 22	Starks 21	18,566
4/7	Boston	L	97	100	52-23	Daugherty 27	Lewis 38	19,412
4/9	Charlotte	W	141	134	53-23	Nance 26	Gill 29	15,265
4/10	@ New Jersey	L	86	110	53-24	Williams 22	Petrovic 24	15,098
4/12	Washington	W	114	91	54-24	Daugherty 20	Foster 17	14,525
4/14	Chicago	W	115	100	55-24	Daugherty 21	Pippen 24	20,273
4/15	@ Charlotte	L	107	115	55-25	Daugherty 18	Gill 28	23,698
4/17	@ Indiana	W	107	102	56-25	Williams 30	Fleming 23	14,454
4/19	Atlanta	W	112	108	57-25	Price 22	Robinson 31	17,296

1992-93

Season Highlights

Final Record: 54-28

Finished: 2nd Place in Division

Head Coach: Lenny Wilkens

Cleveland won 50+ games in back-to-back seasons for the first time...made it to the conference semifinals before being swept by Chicago...had one 10-game winning streak (April 4 to April 21) and four other streaks of at least four consecutive wins...Mark Price led the NBA in free throw percentage for the second straight year (.948), ranked sixth in three-point FG percentage (.416) and 10th in assists (8.0)...Brad Daugherty finished second in the NBA in field goal percentage (.571)...Larry Nance finished sixth in blocks in the league (2.57)...Lenny Wilkens was named Coach of the Month for February...Daugherty, Nance and Price were named All-Stars...Price won the NBA's Long Distance Shootout...Price was named All-NBA First Team (first Cavalier to be named to the first team)...Nance was named All-Defensive Second Team.

Final Statistics

1992-93 PLAYER	G	MIN	Field Goals			3-Point FG			Free Throws			Rebounds			AST	PF	DQ	STL	BLK	PTS	AVG	HI
			FGM	FGA	PCT	FGM	FGA	PCT	FTM	FTA	PCT	OFF	DEF	REB								
Daugherty	71	2691	520	911	.571	1	2	.500	391	492	.795	164	562	726	312	174	0	53	56	1432	20.2	37
Price	75	2380	477	986	.484	122	293	.416	289	305	.948	37	164	201	602	105	0	89	11	1365	18.2	39
Nance	77	2753	533	971	.549	0	4	.000	202	247	.818	184	484	668	223	223	3	54	198	1268	16.5	30
Ehlo	82	2559	385	785	.490	93	244	.381	86	120	.717	113	290	403	254	170	0	104	22	949	11.6	24
Wilkens	80	2079	361	797	.453	16	58	.276	152	181	.840	74	140	214	183	154	1	78	18	890	11.1	28
Williams	67	2055	263	560	.470	0	0	---	212	296	.716	127	288	415	152	171	2	48	105	738	11.0	27
Brandon	82	1622	297	621	.478	13	42	.310	118	143	.825	37	142	179	302	122	1	79	27	725	8.8	21
Sanders	53	1189	197	396	.497	1	4	.250	59	78	.756	52	118	170	75	150	2	39	30	454	8.6	19
Ferry	76	1461	220	459	.479	34	82	.415	99	113	.876	81	198	279	137	171	1	29	49	573	7.5	18
Battle	41	497	83	200	.415	1	6	.167	56	72	.778	4	25	29	54	39	0	9	5	223	5.4	17
Phills	31	139	38	82	.463	2	5	.400	15	25	.600	6	11	17	10	19	0	10	2	93	3.0	9
Lane	21	149	27	54	.500	0	0	---	5	20	.250	24	29	53	17	32	0	12	3	59	2.8	8
Kerr	5	41	5	10	.500	0	2	.000	2	2	1.000	0	7	7	11	2	0	2	0	12	2.4	4
Guidinger	32	215	19	55	.345	0	0	---	13	25	.520	26	38	64	17	48	0	9	10	51	1.6	6
Cavaliers	82	19830	3425	6887	.497	283	742	.381	1699	2119	.802	929	2496	3425	2349	1580	10	615	536	8832	107.7	132
Opponents	82	19830	3370	7229	.466	229	695	.329	1334	1742	.766	1115	2379	3494	2109	1828	19	610	365	8303	101.3	122

Season Leaders (min. 50 games)

Scoring Leaders			Rebounding Leaders			Assist Leaders		
1	Brad Daugherty	20.2 ppg	1	Brad Daugherty	10.2 rpg	1	Mark Price	8.0 apg
2	Mark Price	18.2 ppg	2	Larry Nance	8.7 rpg	2	Brad Daugherty	4.4 apg
3	Larry Nance	16.5 ppg	3	John Williams	6.2 rpg	3	Terrell Brandon	3.7 apg



1992-93 Top Row (Left to Right): Gary Fitzsimmons (Player Personnel Director), Dick Helm (Assistant Coach), Jim Boylan (Assistant Coach), Brian Winters (Assistant Coach), Jerome Lane, Mike Sanders, Jay Guidinger, Larry Nance, Brad Daugherty, John Williams, Danny Ferry, Stan Kellers (Strength Coach), Gary Briggs (Head Trainer), Tom Chestnut (President), Dick Watson (Chief Legal Counsel)

Bottom Row (Left to Right): Mark Price, John Battle, Craig Ehlo, Lenny Wilkens (Head Coach), George Gund (Owner), Gordon Gund (Owner), Wayne Embry (General Manager), Gerald Wilkins, Bobby Phills, Terrell Brandon

1992-93

Cleveland Cavaliers Results

Date	Opponent	W/L	Cle	Opp	Record	Cavaliers High Scorer	Opponent High Scorer	Attend.
11/6	Chicago	L	96	101	0-1	Nance 24	Jordan 29	20,273
11/8	Charlotte	W	127	107	1-1	Daugherty 25	Newman 24	16,009
11/10	Washington	W	131	92	2-1	Price 17	Ellison 20	13,055
11/12	@ Golden St. (2 OT)	W	126	122	3-1	Price/Williams 21	Hardaway 35	15,025
11/13	@ Portland	L	109	115	3-2	Williams 25	Duckworth 26	12,888
11/15	@ Sacramento	L	107	109	3-3	Williams 27	Richmond 31	17,317
11/17	@ San Antonio	L	95	106	3-4	Nance 22	Ellis 20	16,057
11/19	@ Houston	L	92	99	3-5	Price 24	Olajuwon/Floyd 28	10,003
11/21	@ Dallas	W	119	108	4-5	Nance/Price 26	Harper 25	13,805
11/24	Milwaukee	W	109	105	5-5	Price 24	Avent 15	15,312
11/25	@ Milwaukee	L	85	94	5-6	Ehlo 17	Lohaus 18	15,364
11/27	Atlanta	W	122	101	6-6	Price/Wilkins 20	Mays 21	20,273
11/28	@ Orlando	L	93	95	6-7	Nance 24	Scott 28	15,151
12/1	Boston	W	111	101	7-7	Daugherty 27	McHale 18	16,028
12/3	New York	W	100	90	8-7	Price 25	Ewing 21	16,372
12/5	Portland	L	94	96	8-8	Nance 20	Robinson 24	19,010
12/8	L.A. Clippers	L	106	115	8-9	Daugherty 30	Manning 28	14,374
12/9	@ Chicago	L	91	108	8-10	Ferry 16	Jordan 28	18,142
12/11	@ Detroit	L	103	107	8-11	Daugherty 24	Dumars 28	21,454
12/12	Seattle	W	97	93	9-11	Price 39	Kemp 22	14,127
12/15	Houston	W	124	97	10-11	Nance 30	Olajuwon 18	12,342
12/16	@ Philadelphia	W	115	97	11-11	Daugherty 36	Hawkins 30	8,990
12/18	Sacramento	W	119	108	12-11	Nance/Price 22	Richmond/Simmons 16	13,134
12/19	Utah	W	121	104	13-11	Daugherty 27	K. Malone 24	18,713
12/21	@ Washington (OT)	W	111	107	14-11	Price 31	Chapman 37	6,976
12/23	Indiana	W	118	104	15-11	Daugherty 22	Miller 22	15,376
12/26	New Jersey	L	114	119	15-12	Daugherty 28	Coleman 30	19,532
12/28	Detroit	W	98	89	16-12	Price 28	Dumars/Mills 23	20,273
12/29	@ Atlanta	W	114	96	17-12	Daugherty/Nance 22	Augmon 25	10,703
1/2	L.A. Lakers	W	106	91	18-12	Nance 18	Divac 18	20,273
1/5	@ New York	L	91	95	18-13	Daugherty 21	Smith 22	19,763
1/6	Chicago	W	117	95	19-13	Price 30	Pippen 24	20,273
1/9	Minnesota	W	116	93	20-13	Nance 21	Laettner/West 20	20,273
1/12	Boston	L	115	121	20-14	Daugherty 37	McDaniels/McHale 20	19,360
1/13	@ New Jersey	L	98	104	20-15	Daugherty 22	Coleman 25	10,202
1/15	@ Indiana	W	132	120	21-15	Daugherty 25	Miller 29	12,728
1/16	Atlanta	W	127	99	22-15	Nance 20	D. Wilkins 19	20,273
1/20	Phoenix	W	123	119	23-15	Price 26	Dumas 23	20,273
1/22	@ L.A. Clippers	W	100	92	24-15	Daugherty 28	Manning 29	12,976
1/23	@ Denver	L	95	97	24-16	Nance/Price 20	Jackson 28	17,022
1/26	@ Utah	L	96	113	24-17	Brandon 21	K. Malone 28	19,911
1/28	Orlando	W	127	113	25-17	Price 29	O'Neal 25	20,273
1/30	@ Miami	L	95	98	25-18	Daugherty 25	Smith 21	15,008
2/2	Golden State	W	100	90	26-18	Wilkins 28	Marculionis 20	16,681
2/3	@ Milwaukee	W	108	100	27-18	Daugherty 31	Robertson 18	14,297
2/5	Detroit	W	109	89	28-18	Wilkins 22	Dumars/Mills 24	20,273
2/6	@ Atlanta	W	120	109	29-18	Daugherty 28	Wilkins 31	15,381
2/9	@ Charlotte	W	107	103	30-18	Daugherty 28	Johnson 29	23,698
2/10	@ Orlando	L	87	96	30-19	Daugherty 21	Skiles 20	15,151
2/12	Milwaukee	W	120	98	31-19	Wilkins/Williams 18	Brickowski/Day 17	19,427
2/13	@ Chicago	W	116	111	32-19	Daugherty 25	Jordan/Pippen 25	18,676
2/15	Indiana	W	110	105	33-19	Price 25	Miller/Richardson 24	19,109
2/17	Dallas	W	124	97	34-19	Brandon 20	Rooks 19	17,083
2/23	Miami	W	102	100	35-19	Price 29	Long/Miner 18	18,648
2/26	@ L.A. Lakers	W	114	102	36-19	Nance 21	Worthy 23	16,054
2/28	@ Phoenix	W	101	94	37-19	Nance/Price 21	Barkley 27	19,023
3/2	@ Seattle (OT)	L	105	108	37-20	Price 25	Johnson 24	14,664
3/4	@ Minnesota	W	103	95	38-20	Brandon 21	Williams 24	17,854
3/7	@ Boston	L	88	96	38-21	Daugherty 22	Gamble/Lewis 17	14,890
3/8	Denver	W	122	107	39-21	Wilkins 23	Pack 22	18,298
3/11	Charlotte	W	118	99	40-21	Daugherty 25	Johnson 21	19,354
3/13	Washington @ Baltimore	Rescheduled, 3/15						
3/15	Washington @ Baltimore	L	101	105	40-22	Daugherty 22	Gigliotta 23	12,346
3/16	Philadelphia	W	110	98	41-22	Price 20	Gilliam 21	18,697
3/18	New York	L	95	115	41-23	Daugherty 21	Ewing 28	20,273
3/20	@ Miami	L	91	96	41-24	Nance 20	Rice 27	15,008
3/23	San Antonio	W	127	90	42-24	Daugherty 25	Carr 23	20,273
3/26	@ Philadelphia	W	103	84	43-24	Daugherty 23	Homacek 20	13,537
3/28	@ Detroit	L	78	91	43-25	Brandon/Daugherty 16	Thomas 31	21,454
4/1	@ New York	L	83	91	43-26	Brandon 16	Ewing 30	19,763
4/2	@ Charlotte	L	113	114	43-27	Daugherty 30	Johnson 26	23,698
4/4	New Jersey	W	105	99	44-27	Price 27	Coleman 30	20,273
4/6	Miami	W	115	100	45-27	Daugherty 27	Long 18	19,137
4/9	Washington	W	114	95	46-27	Daugherty 28	Grant 16	19,383
4/10	@ New Jersey	W	100	99	47-27	Daugherty 23	Coleman 23	20,049
4/13	@ Atlanta (2 OT)	W	112	109	48-27	Price 24	Willis 35	9,450
4/15	@ Milwaukee	W	108	93	49-27	Ferry 18	Strong 13	14,267
4/16	Orlando	W	113	110	50-27	Ehlo 24	O'Neal 24	20,273
4/18	Chicago	W	103	94	51-27	Nance 19	Jordan 32	20,273
4/20	Detroit	W	105	81	52-27	Nance 19	Rodman 17	19,388
4/21	@ Indiana	W	111	95	53-27	Price 20	Miller 16	11,268
4/23	@ Boston	L	99	107	53-28	Price 20	Gamble 18	14,890
4/25	Philadelphia	W	107	103	54-28	Ehlo 23	Hawkins 34	19,425

1993-94

Season Highlights

Final Record: 47-35

Finished: 3rd Place in Division

Head Coach: Mike Fratello

Mike Fratello was named head coach on June 17 due to Lenny Wilkens' resignation following the previous season...Cavaliers made the playoffs for the third consecutive season, losing to Chicago in the first round (3-0)...the final season in Richfield Coliseum...Cleveland acquired Tyrone Hill from Golden State for a 1994 first-round draft choice and other considerations...on Jan. 29, Brad Daugherty passed Austin Carr to become all-time leading scorer in franchise history...Daugherty (herniated lumbar disc) and Larry Nance (torn lateral meniscus cartilage in his right knee) suffered career-ending injuries...Mark Price was named an All-Star and All-NBA Third Team...Price defended his NBA Long Distance Shootout title, repeating as champion...Chris Mills participated in the Shock Rookie Challenge.

Final Statistics

1993-94 PLAYER	G	MIN	Field Goals			3-Point FG			Free Throws			Rebounds			AST	PF	DQ	STL	BLK	PTS	AVG	HI
			FGM	FGA	PCT	FGM	FGA	PCT	FTM	FTA	PCT	OFF	DEF	REB								
Price	76	2386	480	1005	47.8	118	297	39.7	238	268	.888	39	189	228	589	93	0	103	11	1316	17.3	32
Daugherty	50	1838	296	606	48.8	0	0	---	256	326	.785	128	380	508	149	145	1	41	36	848	17.0	28
Wilkins	82	2768	446	975	45.7	84	212	39.6	194	250	.776	106	197	303	255	186	0	105	38	1170	14.3	38
Williams	76	2660	394	825	47.8	0	0	---	252	346	.728	207	368	575	193	219	3	78	130	1040	13.7	23
Nance	33	909	153	314	48.7	0	0	---	64	85	.753	77	150	227	49	96	1	27	55	370	11.2	22
Hill	57	1447	216	398	54.3	0	2	.000	171	256	.668	184	315	499	46	193	5	53	35	603	10.6	25
Mills	79	2022	284	677	41.9	38	122	31.1	137	176	.778	134	267	401	128	232	3	54	50	743	9.4	22
Phillis	72	1531	242	514	47.1	1	12	.083	113	157	.720	71	141	212	133	135	1	67	12	598	8.3	26
Brandon	73	1548	230	548	42.0	7	32	21.9	139	162	.858	38	121	159	277	108	0	84	16	606	8.3	22
Battle	51	814	130	273	47.6	5	19	26.3	73	97	.753	7	32	39	83	66	0	22	1	338	6.6	26
Higgins	36	547	71	163	43.6	22	50	44.0	31	42	.738	25	57	82	36	53	1	25	14	195	5.4	20
Ferry	70	965	149	334	44.6	14	51	27.5	38	43	.884	47	94	141	74	113	0	28	22	350	5.0	21
Kempton (Tot)	13	136	15	38	39.5	0	0	---	9	16	.563	10	14	24	9	33	0	6	2	39	3.0	9
Kempton (Cle)	4	33	6	12	50.0	0	0	---	2	6	.333	4	6	10	3	8	0	2	1	14	3.5	9
Alexander (Tot)	11	55	8	14	57.1	0	0	---	3	9	.333	7	8	15	2	10	0	3	0	19	1.7	8
Alexander (Cle)	7	43	7	12	58.3	0	0	---	3	7	.429	6	6	12	1	7	0	3	0	17	2.4	8
Madkins	22	149	11	31	35.5	5	15	33.3	8	10	.800	1	10	11	19	16	0	9	0	35	1.6	11
Guidinger	32	131	16	32	50.0	0	---	---	15	21	.714	15	18	33	3	23	0	4	5	47	1.5	7
Toney	12	64	2	12	16.7	0	1	.000	2	2	1.000	1	2	3	11	8	0	0	0	6	0.5	2
Cavaliers	82	19855	3133	6731	46.5	294	813	36.2	1736	2254	.770	1090	2353	3443	2049	1701	15	705	426	8296	101.2	127
Opponents	82	19855	3131	6741	46.4	258	729	35.4	1446	1967	.735	1059	2335	3394	2006	1797	12	628	461	7966	97.1	119

Season Leaders (min. 50 games)

Scoring Leaders			Rebounding Leaders			Assist Leaders		
1	Mark Price	17.3 ppg	1	Brad Daugherty	10.2 rpg	1	Mark Price	7.8 apg
2	Brad Daugherty	17.0 ppg	2	Tyrone Hill	8.8 rpg	2	Terrell Brandon	3.8 apg
3	Gerald Wilkins	14.3 ppg	3	John Williams	7.6 rpg	3	Gerald Wilkins	3.1 apg



1993-94 Top Row (Left to Right): Gary Fitzsimmons (Player Personnel Director), Ron Rothstein (Assistant Coach), Richie Adubat, Jim Boylan (Assistant Coach), Tyrone Hill, Danny Ferry, Larry Nance, John Williams, Brad Daugherty, Jay Guidinger, Gary Briggs (Head Trainer), Stan Kellers (Strength Coach), Tom Chestnut (President), Dick Watson (Chief Legal Counsel)
Bottom Row (Left to Right): John Battle, Rod Higgins, Mark Price, Chris Mills, Mike Fratello (Head Coach), Gordon Gund (Owner), Wayne Embry (General Manager), Gerald Wilkins, Terrell Brandon, Gerald Madkins, Bobby Phills

1993-94

Cleveland Cavaliers Results

Date	Opponent	W/L	Cle	Opp	Record	Cavaliers High Scorer	Opponent High Scorer	Attend.
11/5	Milwaukee	L	91	94	0-1	Battie 22	Norman 24	17,102
11/7	New York (OT)	L	107	115	0-2	Daugherty 26	Ewing 44	17,727
11/9	Charlotte	W	113	108	1-2	Battie/Price 24	Mourning 24	18,134
11/11	@ Seattle	L	102	115	1-3	Price 20	Pierce/Schrempf 22	14,813
11/12	@ Golden State	W	102	93	2-3	Williams 18	Spewell 20	15,025
11/14	@ L.A. Lakers	L	100	107	2-4	Daugherty 24	Bowie/Christie 18	11,139
11/16	@ Portland	W	101	96	3-4	Wilkins 23	Drexler 25	12,888
11/18	@ Denver	L	93	100	3-5	Williams 20	Abdul-Rauf 22	13,381
11/20	@ Phoenix	L	96	112	3-6	Price 25	Barkely 28	19,023
11/24	Washington	W	113	107	4-6	Price 28	Chapman 21	16,599
11/27	Seattle	W	101	90	5-6	Battie 26	Kemp/Payton 26	20,273
11/30	Detroit	W	92	74	6-6	Hill 18	Elliott/Mills/Polynice 12	16,365
12/1	@ New Jersey	L	82	97	6-7	Daugherty 19	Anderson 29	12,702
12/4	Orlando	L	83	87	6-8	Price 17	O'Neal 23	20,273
12/5	Houston	L	98	99	6-9	Price 23	Olajuwon 22	17,393
12/7	Portland	W	109	100	7-9	Mills 22	Drexler 23	15,675
12/9	@ Charlotte	L	93	95	7-10	Price 28	Johnson 26	23,698
12/11	@ Chicago	L	84	93	7-11	Daugherty 21	Kerr 18	18,676
12/14	Atlanta	L	92	103	7-12	Williams 18	Augmon 23	17,022
12/16	@ Miami	L	89	90	7-13	Daugherty 25	Rice 24	14,792
12/18	@ Detroit (OT)	L	92	98	7-14	Price 25	Mills 25	20,155
12/19	L.A. Lakers	W	122	92	8-14	Price 21	Van Exel 16	17,308
12/21	Utah	W	112	97	9-14	Daugherty 26	J. Malone 21	17,044
12/23	Milwaukee	W	107	88	10-14	Wilkins 20	Day 21	14,129
12/26	Indiana (OT)	W	107	103	11-14	Daugherty 27	D. Davis 21	16,456
12/28	Charlotte (OT)	W	127	115	12-14	Wilkins 29	Mourning 24	20,273
12/30	@ Milwaukee	L	103	105	12-15	Daugherty 26	Brickowski 22	14,086
1/4	@ Indiana	L	99	104	12-16	Nance/Wilkins 20	Miller 29	10,012
1/5	Boston	L	96	101	12-17	Mills 21	Brown 25	16,821
1/7	@ Boston	W	99	85	13-17	Phills 20	Gamble 17	14,890
1/8	@ Atlanta	L	89	102	13-18	Wilkins 19	D. Wilkins 30	16,368
1/12	@ Orlando	W	118	109	14-18	Wilkins 38	Hardaway 25	15,291
1/13	New Jersey	W	104	93	15-18	Daugherty 26	Morris 20	17,756
1/15	Philadelphia	W	110	67	16-18	Daugherty/Wilkins 20	Weatherspoon 18	18,689
1/17	Orlando	W	114	107	17-18	Wilkins 26	O'Neal 31	20,273
1/19	@ Utah	L	92	104	17-19	Price 24	K. Malone 28	19,729
1/21	@ L.A. Clippers (@ Forum)	W	106	90	18-19	Price 26	Manning 21	9,298
1/22	@ Sacramento (OT)	W	119	109	19-19	Daugherty 27	Simmons/Webb 22	17,317
1/25	@ Houston	L	93	96	19-20	Daugherty 23	Maxwell 21	13,006
1/27	Chicago	W	100	84	20-20	Price 21	Pippen 31	20,273
1/29	Miami	L	98	113	20-21	Battie 20	Rice 28	19,183
1/31	@ Detroit	W	107	103	21-21	Price 21	Dumars 29	18,553
2/2	@ Philadelphia	W	105	97	22-21	Wilkins 20	Weatherspoon 31	10,102
2/3	San Antonio	L	97	98	22-22	Price 29	Ellis 31	17,031
2/5	Atlanta	W	109	93	23-22	Williams 19	Wilkins 21	20,273
2/8	New Jersey	W	112	104	24-22	Price 26	Anderson 22	17,554
2/9	@ New Jersey	L	95	106	24-23	Hill 18	Anderson 24	13,407
2/15	Denver	W	111	99	25-23	Wilkins 27	Abdul-Rauf/Ellis 21	17,124
2/17	New York	L	95	102	25-24	Daugherty 22	Starks 32	20,273
2/18	@ Minnesota	W	85	78	26-24	Price 17	Rider 22	18,548
2/20	@ Charlotte (OT)	W	105	101	27-24	Phills 23	Curry 23	23,698
2/22	Minnesota	W	114	81	28-24	Nance 22	Laettner 21	17,542
2/23	@ Washington	W	106	96	29-24	Price 22	Gugliotta 20	8,824
2/25	Golden State	W	107	97	30-24	Phills 26	Spewell/Webster 18	19,021
2/26	Dallas	W	110	99	31-24	Hill 24	Mashburn 25	19,372
2/28	@ Chicago	W	89	81	32-24	Price 19	Armstrong 20	18,492
3/2	@ Boston	W	110	96	33-24	Price 32	Douglas 25	14,890
3/3	Philadelphia	W	95	87	34-24	Williams 20	Weatherspoon 24	18,357
3/6	Chicago	W	99	95	35-24	Williams 23	Myers 17	20,273
3/8	Sacramento	W	103	82	36-24	Brandon/Williams 18	Richmond/Tisdale 16	18,341
3/11	@ Detroit	L	96	98	36-25	Phills 22	Dumars 31	20,269
3/12	@ New York	L	86	96	36-26	Hill 22	Ewing 29	19,763
3/15	Phoenix	L	106	119	36-27	Williams 22	Majerle 34	20,273
3/18	@ Orlando	L	96	113	36-28	Williams 21	O'Neal 38	15,291
3/19	@ Miami	L	95	106	36-29	Brandon 22	Rice 33	15,200
3/22	Indiana	W	93	61	37-29	Brandon 15	Smits 10	17,935
3/23	@ Indiana	L	77	78	37-30	Wilkins 22	McKey 12	10,906
3/25	@ Philadelphia	W	105	88	38-30	Williams 18	Dawkins 21	17,443
3/27	Detroit	W	111	99	39-30	Wilkins 28	Dumars 22	19,065
3/29	L.A. Clippers	W	106	96	40-30	Wilkins 28	D. Wilkins 26	18,825
3/31	@ San Antonio	L	85	101	40-31	Williams 21	Robinson 26	19,287
4/2	@ Dallas	W	95	88	41-31	Price 24	Smith 23	11,505
4/5	Charlotte	W	105	99	42-31	Williams 23	Curry 22	20,273
4/7	@ New York (OT)	L	94	97	42-32	Wilkins 22	Oakley 24	19,763
4/8	@ Washington	L	98	108	42-33	Wilkins 21	Chapman 29	18,756
4/12	Milwaukee	W	119	91	43-33	Brandon/Phills 22	Murdock 20	17,494
4/13	@ Atlanta	L	95	110	43-34	Brandon 16	Blaylock 19	13,675
4/15	Miami	W	109	100	44-34	Price 28	Smith 27	19,346
4/16	@ Milwaukee	W	91	90	45-34	Price 21	Murdock 17	15,462
4/20	@ Indiana	L	98	109	45-35	Williams 22	Miller 29	13,072
4/22	Washington	W	117	96	46-35	Hill 20	Gugliotta 25	20,273
4/24	Boston	W	117	91	47-35	Williams 22	Brown/Gamble/McDaniel 16	20,273

1994-95

Season Highlights

Final Record: 43-39

Finished: 4th Place in Division

Head Coach: Mike Fratello


Cavaliers moved to Quicken Loans Arena, winning 26 games at home...Cleveland unveiled new uniforms on Aug. 31...season was Mark Price's last...Larry Nance announced retirement, prior to start of season on Sept. 27...Cavaliers tied their then franchise record for consecutive victories with 11 (Dec. 9 to Dec. 30)...Mark Fratello was named Coach of the Month for December...Tyrone Hill was named an All-Star...Cavaliers lost in the first round of the playoffs (3-1) to New York...Price finished second in the league with a .914 free throw percentage...Hill finished fifth in the NBA in rebounds (10.9).

Final Statistics

1994-95 PLAYER	G	MIN	Field Goals			3-Point FG			Free Throws			Rebounds			AST	PF	DQ	STL	BLK	PTS	AVG	HI
			FGM	FGA	PCT	FGM	FGA	PCT	FTM	FTA	PCT	OFF	DEF	TOT								
Price	48	1375	253	612	.413	103	253	.407	148	162	.914	25	87	112	335	50	0	35	4	757	15.8	36
Hill	70	2397	350	694	.504	0	1	.000	263	397	.662	269	496	765	55	245	4	55	41	963	13.8	29
Brandon	67	1961	341	762	.448	48	121	.397	159	186	.855	35	151	186	363	118	0	107	14	889	13.3	31
Williams	74	2641	366	810	.452	1	5	.200	196	286	.685	173	334	507	192	211	2	83	101	929	12.6	24
Mills	80	2814	359	855	.420	94	240	.392	174	213	.817	99	267	366	154	242	2	59	35	986	12.3	26
Phills	80	2500	338	816	.414	19	55	.345	183	235	.779	90	175	265	180	206	0	115	25	878	11.0	24
Ferry	82	1290	223	500	.446	94	233	.403	74	84	.881	30	113	143	96	131	0	27	22	614	7.5	24
Campbell	78	1128	161	392	.411	15	42	.357	132	159	.830	60	93	153	69	122	0	32	8	469	6.0	23
Cage	82	2040	177	340	.521	0	2	.000	53	88	.602	203	361	564	56	149	1	61	67	407	5.0	15
Battle	28	280	43	114	.377	11	31	.355	19	26	.731	3	8	11	37	28	0	8	1	116	4.1	17
Roberts	21	223	28	72	.389	4	11	.364	20	26	.769	13	21	34	8	26	1	6	3	80	3.8	14
Bennett	4	18	6	11	.545	0	2	.000	3	4	.750	0	1	1	3	3	0	4	0	15	3.8	6
Colter	57	752	67	169	.396	8	35	.229	54	71	.761	13	46	59	101	53	0	30	6	196	3.4	16
Dreiling	58	483	42	102	.412	0	0	---	26	41	.634	32	84	116	22	108	1	6	22	110	1.9	11
Madkins	7	28	2	6	.333	1	2	.500	3	4	.750	0	0	0	1	2	0	2	0	8	1.1	7
Cavaliers	82	19930	2756	6255	.441	398	1033	.385	1507	1982	.760	1045	2237	3282	1672	1694	11	630	349	7417	90.5	123
Opponents	82	19930	2803	6083	.461	396	1108	.357	1364	1801	.757	851	2246	3097	1812	1770	14	556	433	7366	89.8	116

Season Leaders (min. 50 games)

Scoring Leaders			Rebounding Leaders			Assist Leaders		
1	Tyrone Hill	13.8 ppg	1	Tyrone Hill	10.9 rpg	1	Terrell Brandon	5.4 apg
2	Terrell Brandon	13.3 ppg	2	Michael Cage	6.9 rpg	2	John Williams	2.6 apg
3	John Williams	12.6 ppg	3	John Williams	6.9 rpg	3	Bobby Phills	2.3 apg



1994-95 Top Row (Left to Right): Gary Fitzsimmons (Player Personnel Director), Jim Boylan (Assistant Coach), Ron Rothstein (Assistant Coach), Sydney Lowe (Assistant Coach), Fred Roberts, Brad Daugherty, Greg Dreiling, John Williams, Tyrone Hill, Michael Cage, Danny Ferry, Gary Briggs (Head Trainer), Tom Chestnut (President), Dick Watson (Chief Legal Counsel)
Bottom Row (Left to Right): Gerald Wilkins, Chris Mills, Terrell Brandon, Bobby Phills, Wayne Embry (General Manager), George Gund, Gordon Gund (Owner), Mike Fratello (Head Coach), Tony Campbell, John Battle, Mark Price, Steve Colter

1994-95

Cleveland Cavaliers Results

Date	Opponent	W/L	Cle	Opp	Record	Cavaliers High Scorer	Opponent High Scorer	Attend.
11/5	@ Charlotte	W	115	107	1-0	Price 27	Burrell 21	23,698
11/8	Houston	L	98	100	1-1	Brandon 19	Olajuwon 21	20,562
11/10	Milwaukee	W	108	88	2-1	Price 18	Newman 30	19,203
11/12	Indiana	L	86	93	2-2	Price 15	Miller 23	20,401
11/15	Charlotte (OT)	W	89	86	3-2	Hill 22	Mourning 23	19,959
11/17	@ Portland	W	81	80	4-2	Price 30	Robinson 24	12,888
11/18	@ L.A. Lakers	L	80	82	4-3	Williams 16	Van Exel 22	10,177
11/20	@ Sacramento	L	88	96	4-4	Hill 17	Grant 18	17,317
11/22	Minnesota	W	112	79	5-4	Price 17	Laethner 14	19,125
11/23	@ Miami	L	87	100	5-5	Mills/Price 17	Rice 30	14,498
11/25	Washington @ Baltimore	W	96	94	6-5	Hill 25	MacLean 21	12,756
11/26	Golden State	W	101	87	7-5	Price 31	Gatling 13	20,562
11/30	L.A. Lakers	W	117	79	8-5	Brandon/Campbell/Price 16	Divac 14	19,014
12/1	@ Milwaukee	W	93	87	9-5	Price 17	Day 34	13,648
12/3	Philadelphia	L	78	83	9-6	Price 18	Weatherspoon 23	20,089
12/6	Orlando	L	97	114	9-7	Brandon/Williams 14	O'Neal/Anderson 26	20,562
12/7	@ Orlando	L	75	90	9-8	Mills 14	O'Neal 33	16,010
12/9	@ Boston	W	96	89	10-8	Williams 20	D. Wilkins 27	14,890
12/10	Detroit	W	87	79	11-8	Mills 17	Houston 28	19,129
12/13	Indiana	W	90	83	12-8	Mills 17	Smits 26	19,191
12/14	@ New Jersey (2OT)	W	95	88	13-8	Williams 20	Coleman 26	9,027
12/16	@ Philadelphia	W	84	80	14-8	Brandon 15	Barros 30	9,830
12/19	@ Chicago	W	77	63	15-8	Williams 18	Pippen 14	22,301
12/22	@ New York	W	93	90	16-8	Phills 24	Oakley 19	19,763
12/23	New Jersey	W	80	75	17-8	Hill 18	Anderson 18	20,562
12/26	Boston	W	123	102	18-8	Price 36	Douglas 19	20,562
12/28	Washington	W	91	75	19-8	Phills 22	Cheaney 16	20,562
12/30	Atlanta	W	87	85	20-8	Price 30	Ehio 20	20,562
1/4	Seattle	L	85	116	20-9	Williams 17	Payton 32	20,562
1/6	New York	L	93	103	20-10	Hill 26	Starks 23	20,562
1/7	Chicago	W	92	78	21-10	Brandon 24	Armstrong 17	20,562
1/10	Charlotte (OT)	L	108	116	21-11	Hill 23	Mourning 25	20,562
1/12	@ Phoenix	W	107	96	22-11	Brandon 30	Manning 33	19,023
1/14	@ Golden State (OT)	W	103	97	23-11	Hill 20	Sprewell 22	15,025
1/17	Seattle @ Tacoma	L	91	115	23-12	Brandon 20	Schrempf 21	12,914
1/18	@ L.A. Clippers	L	83	92	23-13	Mills 19	Sealy 20	6,695
1/20	@ Utah	L	84	94	23-14	Brandon 24	Malone 28	19,911
1/21	@ Denver (2OT)	W	101	100	24-14	Mills 20	Abdul-Rauf 21	17,171
1/23	L.A. Clippers	W	90	68	25-14	Hill 23	Sealy 12	20,187
1/26	@ Atlanta	W	77	68	26-14	Hill/Mills 14	Blaylock 22	10,760
1/27	Portland	L	77	87	26-15	Williams 14	Drexler 20	20,562
1/30	Phoenix	L	82	89	26-16	Brandon 20	Barkley 20	20,562
2/1	@ Indiana	L	82	101	26-17	Williams 14	Smits 19	13,972
2/2	@ Detroit	L	83	85	26-18	Brandon 15	Hill 22	13,286
2/4	Indiana	W	82	73	27-18	Williams 19	Miller 19	20,562
2/7	Philadelphia	W	90	84	28-18	Hill/Williams 16	Weatherspoon 20	20,130
2/8	@ Boston	L	67	75	28-19	Brandon 19	Radja 18	14,890
2/15	Orlando (OT)	W	100	99	29-19	Brandon 31	O'Neal 26	20,562
2/16	@ Milwaukee	W	106	85	30-19	Mills 23	Robinson 22	13,498
2/18	@ New Jersey	W	82	75	31-19	Mills 23	Gilliam/Morris 12	15,652
2/20	Miami	L	96	103	31-20	Williams 20	Rice 36	20,562
2/21	@ New York	W	99	91	32-20	Ferry 20	Ewing 35	19,763
2/25	New Jersey	W	105	102	33-20	Ferry 24	Morris 31	20,562
2/27	@ Houston	L	78	86	33-21	Brandon 26	Olajuwon 20	14,253
2/28	@ San Antonio	L	83	100	33-22	Brandon 17	Robinson 18	15,546
3/2	@ Dallas	L	84	90	33-23	Mills 16	Kidd/Harris/Tarpley 18	12,194
3/4	New York	L	76	89	33-24	Williams 20	Starks 29	20,562
3/7	Detroit	W	89	81	34-24	C. Mills 24	T. Mills 26	20,562
3/9	San Antonio	L	98	100	34-25	Brandon 24	Robinson 26	20,562
3/10	@ Chicago	L	76	99	34-26	Hill 13	Kukoc 19	22,362
3/12	@ Philadelphia	W	92	72	35-26	Brandon/Ferry/Mills 14	Wright 13	10,221
3/16	Utah	W	93	85	36-26	Phills 24	Malone 21	20,562
3/17	@ Minnesota	L	77	80	36-27	Price 18	Laethner 22	14,222
3/19	@ Washington	L	90	96	36-28	Price 16	Webber/Overton 23	17,110
3/20	Dallas (2OT)	L	100	102	36-29	Hill 29	Mashburn 28	20,562
3/22	Sacramento	W	101	89	37-29	Price 23	Richmond 19	20,562
3/24	Atlanta	W	75	74	38-29	Hill 24	Blaylock 20	20,562
3/25	@ Charlotte	L	97	105	38-30	Mills 26	Mourning 23	23,698
3/29	@ Indiana	L	96	107	38-31	Mills 22	Miller 22	16,619
3/31	Washington	W	98	88	39-31	Mills 24	Webber 27	20,562
4/2	Denver	L	101	104	39-32	Price 21	Abdul-Rauf 32	20,562
4/4	Boston	L	92	97	39-33	Phills 17	Douglas 24	20,562
4/5	@ Atlanta	L	87	96	39-34	Williams 14	Long/Lang/Smith 18	12,539
4/7	@ Chicago	L	88	97	39-35	Phills 22	Jordan 28	23,664
4/9	Chicago	W	79	78	40-35	Price 20	Jordan 21	20,562
4/11	@ Orlando	L	90	107	40-36	Hill 24	O'Neal 30	16,010
4/13	@ Miami	L	84	85	40-37	Price 20	Rice 22	14,311
4/14	Atlanta	W	83	70	41-37	Hill/Williams 16	Lang 15	20,562
4/18	@ Detroit	L	76	85	41-38	Phills 17	Hill 26	17,203
4/19	Miami	W	90	79	42-38	Hill 21	Rice 19	20,562
4/21	Milwaukee	W	103	82	43-38	Williams 24	Murdock 24	20,562
4/23	@ Charlotte	L	72	97	43-39	Phills 13	Mourning 26	23,698

1995-96

Season Highlights

Final Record: 47-35

Finished: 3rd Place in Division

Head Coach: Mike Fratello

Cavaliers finished with a winning record and made the playoffs for the fifth consecutive season...swept by New York in the first round of the playoffs...acquired Dan Majerle, Antonio Lang and a future first-round pick in exchange for John Williams...Terrell Brandon ranked third in the league in free throw percentage (.887) and Bobby Phillips ranked seventh in three-point field goal percentage (.441)...Brandon was named an All-Star for the first time...Mike Fratello was named Coach of the Month for December after going 9-4...Brandon was named Player of the Week for week ending Dec. 3...Bob Sura represented Cleveland in the Schick Rookie Challenge...Phillips was named All-Defensive Second Team.

Final Statistics

1995-96	Field Goals					3-Point FG			Free Throws			Rebounds											
Player	G	MIN	FG	FGA	PCT	FG	FGA	PCT	FT	FTA	PCT	OFF	DEF	REB	AST	PF	DQ	STL	BLK	PTS	AVG	HI	
Brandon	75	2570	510	1096	.465	91	235	.387	338	381	.887	47	201	248	487	146	1	132	33	1449	19.3	32	
Mills	80	3060	454	971	.468	79	210	.376	218	263	.829	112	331	443	188	241	1	73	52	1205	15.1	30	
Phillips	72	2530	386	826	.467	93	211	.441	186	240	.775	62	199	261	271	192	3	102	27	1051	14.6	43	
Ferry	82	2680	422	919	.459	143	363	.394	103	134	.769	71	238	309	191	233	3	57	37	1090	13.3	32	
Majerle	82	2367	303	748	.405	146	414	.353	120	169	.710	70	235	305	214	131	0	81	34	872	10.6	25	
Hill	44	929	130	254	.512	0	0	---	81	135	.600	94	150	244	33	144	3	31	20	341	7.8	19	
Cage	82	2631	220	396	.556	0	1	.000	50	92	.543	288	441	729	53	215	0	87	79	490	6.0	20	
Sura	79	1150	148	360	.411	27	78	.346	99	141	.702	34	101	135	233	126	1	56	21	422	5.3	19	
Miner	19	136	23	52	.442	2	10	.200	13	13	1.000	4	8	12	8	23	1	0	0	61	3.2	13	
Crotty	58	617	51	114	.447	8	27	.296	62	72	.861	20	34	54	102	60	0	22	6	172	3.0	19	
Lang	41	367	41	77	.532	0	2	.000	34	47	.723	17	36	53	12	61	0	14	12	116	2.8	14	
Amaechi	28	357	29	70	.414	0	0	---	19	33	.576	13	39	52	9	49	1	6	11	77	2.8	11	
Marshall	34	208	24	68	.353	7	30	.233	22	35	.629	9	17	26	7	26	0	8	2	77	2.3	9	
Courtney	23	200	15	35	.429	0	0	---	8	18	.444	24	25	49	9	35	0	5	6	38	1.7	5	
Johnson	11	28	5	12	.417	0	1	.000	2	2	1.000	2	0	2	1	3	0	0	0	12	1.1	2	
Cavaliers	82	19830	2761	5998	.460	596	1502	.377	1355	1775	.763	867	2055	2922	1818	1685	14	674	340	7473	91.1	124	
Opponents	82	19830	2674	5787	.462	513	1322	.388	1400	1844	.759	874	2167	3041	1818	1667	9	504	336	7261	88.5	121	

Season Leaders (min. 50 games)

Scoring Leaders			Rebounding Leaders			Assist Leaders		
1	Terrell Brandon	19.3 ppg	1	Michael Cage	8.9 rpg	1	Terrell Brandon	6.5 apg
2	Chris Mills	15.1 ppg	2	Chris Mills	5.5 rpg	2	Bobby Phillips	3.8 apg
3	Bobby Phillips	14.6 ppg	3	Danny Ferry	3.8 rpg	3	Bobby Sura	2.9 apg



1995-96 Top Row (Left to Right): Gary Fitzsimmons (Player Personnel Director), Ron Rothstein (Assistant Coach), Sidney Lowe (Assistant Coach), Jim Boylan (Assistant Coach), Donny Marshall, Michael Cage, Danny Ferry, Brad Daugherty, Tyrone Hill, John Amaechi, Antonio Lang, Gary Briggs (Head Trainer), Rich Dalaty (Strength Trainer), Brain Sifferlin (Assistant Trainer), John Graham (Board of Directors), Dick Watson (Chief Legal Counsel)

Bottom Row (Left to Right): Dan Majerle, Bob Sura, Terrell Brandon, Harold Miner, Mike Fratello (Head Coach), Gordon Gund (Owner), Wayne Embry (General Manager), Darryl Johnson, John Crotty, Chris Mills, Bobby Phillips

1995-96

Cleveland Cavaliers Results

Date	Opponent	W/L	Cle	Opp	Record	Cavaliers High Scorer	Opponent High Scorer	Attend.
11/3	@ Orlando	L	88	99	0-1	Mills 15	Hardaway 28	17,248
11/4	@ Miami	L	71	85	0-2	Hill 13	Danilovic 16	15,200
11/7	Indiana	L	101	104	0-3	Brandon 20	Miller 25	17,218
11/9	Chicago	L	88	106	0-4	Phills 26	Jordan 29	20,562
11/10	@ Detroit	L	80	100	0-5	Sura 15	Hill 28	16,489
11/12	San Antonio	L	81	84	0-6	Ferry 18	Robinson 18	15,137
11/15	@ Chicago	L	94	113	0-7	Brandon 22	Pippen 27	23,257
11/17	@ Philadelphia	W	114	82	1-7	Majerle 21	Wright 17	12,679
11/18	Detroit	W	93	90	2-7	Brandon 27	Hill 24	17,043
11/22	New York	L	84	94	2-8	Ferry 21	Ewing 26	16,710
11/24	@ Indiana	W	100	93	3-8	Brandon 24	Miller 27	16,647
11/25	Milwaukee	W	89	87	4-8	Phills 19	Robinson 24	17,357
11/28	Toronto	W	93	89	5-8	Brandon 25	Stoudamire 18	15,188
11/30	@ Washington	W	97	85	6-8	Brandon 29	Webber 22	11,226
12/2	@ New Jersey	L	78	79	6-9	Mills 17	Williams 17	10,406
12/3	Dallas (OT)	W	108	107	7-9	Brandon 27	Mashburn 28	16,673
12/6	@ Charlotte	L	82	94	7-10	Brandon 22	Rice 25	24,042
12/8	Philadelphia	W	113	85	8-10	Phills 32	Coleman 27	17,118
12/9	New Jersey	L	73	85	8-11	Ferry 18	Childs 17	16,251
12/12	L.A. Clippers	W	97	86	9-11	Brandon 23	Murray 17	14,756
12/15	@ Minnesota	W	100	88	10-11	Mills 26	Laettner 22	10,722
12/17	Denver	W	92	79	11-11	Brandon/Majerle 20	MacLean 26	14,935
12/19	Minnesota	W	100	95	12-11	Brandon 32	Laettner 19	14,304
12/21	Utah	L	87	89	12-12	Mills/Phills 24	K. Malone 21	16,412
12/23	Indiana	W	97	96	13-12	Mills 27	Jackson 21	18,264
12/28	@ New York	W	86	76	14-12	Phills 28	Davis 20	19,763
12/30	Portland (2 OT)	W	124	121	15-12	Phills 43	Strickland 22	20,173
1/2	@ Washington	W	108	100	16-12	Brandon 27	Wallace 20	13,452
1/5	@ Boston	L	77	93	16-13	Brandon 22	Radja 20	18,028
1/6	Orlando	W	105	94	17-13	Mills 23	Scott 27	20,562
1/8	Washington	W	109	91	18-13	Phills 25	Howard 23	17,250
1/10	@ San Antonio	L	86	92	18-14	Cage 20	Elliott 26	12,150
1/12	@ Denver	L	83	90	18-15	Phills 17	Ellis 20	16,670
1/14	@ Phoenix	W	89	74	19-15	Majerle 20	Finley 20	19,023
1/16	@ Seattle	L	90	99	19-16	Brandon 24	Kemp 31	17,072
1/18	@ Vancouver	W	98	90	20-16	Brandon 29	Anthony 27	16,805
1/20	@ L.A. Lakers	W	93	82	21-16	Brandon/Ferry 19	Van Exel 17	15,380
1/21	@ Portland	L	81	88	21-17	Ferry 29	Robinson 22	20,480
1/23	Atlanta	L	72	84	21-18	Brandon/Ferry 17	Blaylock 23	16,503
1/24	@ Philadelphia	W	91	88	22-18	Mills 22	Weatherspoon 25	8,429
1/27	Miami	L	85	102	22-19	Mills 18	Chapman 29	20,562
1/29	@ Charlotte	L	86	88	22-20	Brandon 22	Johnson 20	24,042
1/31	Milwaukee	W	81	71	23-20	Brandon 23	Robinson 21	16,187
2/2	Phoenix	W	107	85	24-20	Mills 23	Johnson/Barkley 15	20,562
2/8	@ Milwaukee	W	111	88	25-20	Brandon 23	Robinson 22	17,979
2/6	Boston	W	91	73	26-20	Phills 21	Day 14	15,778
2/13	Charlotte	W	110	100	27-20	Ferry 31	Curry 25	17,771
2/15	Toronto @ Hamilton	W	95	76	28-20	Brandon 20	Anderson 17	17,242
2/17	Philadelphia	W	97	82	29-20	Brandon 25	Maxwell 26	20,367
2/19	Miami	W	73	70	30-20	Brandon 27	Mourning 20	18,119
2/20	@ Chicago	L	76	102	30-21	Brandon 21	Harper 22	23,604
2/22	Houston	L	80	86	30-22	Brandon 28	Horry 27	19,456
2/24	New Jersey	W	103	74	31-22	Ferry 23	Gilliam/Williams 15	18,623
2/27	Golden State	W	92	80	32-22	Ferry 24	Spewell 20	15,546
2/29	@ Milwaukee	W	95	86	33-22	Crotty 19	Baker 17	14,111
3/1	@ Atlanta	L	68	74	33-23	Mills 26	Blaylock 18	12,342
3/3	Toronto	L	89	100	33-24	Mills 24	Murray 29	18,409
3/5	Seattle (2 OT)	L	101	107	33-25	Majerle 24	Payton 24	17,260
3/7	Atlanta	L	72	83	33-26	Majerle 24	Laettner 22	15,780
3/8	@ Boston	W	96	91	34-26	Mills 22	Wesley 21	18,308
3/10	@ Miami	L	81	88	34-27	Sura 18	Hardaway 21	15,200
3/14	Boston	W	98	73	35-27	Mills 30	Wesley 16	16,471
3/15	@ Detroit	L	69	80	35-28	Brandon 22	Houston 22	20,135
3/17	Sacramento	W	115	84	36-28	Brandon 26	Richmond 18	17,821
3/19	@ Dallas	W	81	72	37-28	Ferry 24	McCloud 18	17,121
3/21	@ Houston	W	98	85	38-28	Brandon 27	Moore 17	16,285
3/22	@ Utah	L	75	88	38-29	Brandon 22	Malone 27	19,911
3/24	Vancouver	W	90	85	39-29	Ferry 22	King 20	18,108
3/26	Washington	L	89	96	39-30	Brandon/Mills 20	Howard 21	18,049
3/28	@ L.A. Clippers	W	83	81	40-30	Brandon/Phills 17	Barry 20	11,124
3/30	@ Golden State	W	90	64	41-30	Brandon 20	Kersey 11	15,025
3/31	@ Sacramento (OT)	L	100	105	41-31	Brandon 20	Grant 32	17,317
4/3	L.A. Lakers	W	105	89	42-31	Brandon 23	Johnson 26	20,562
4/4	@ Toronto	W	98	77	43-31	Brandon/Majerle 19	Whitfield 16	21,173
4/6	Charlotte	L	89	93	43-32	Majerle 21	Anderson/Johnson 20	20,562
4/10	@ Orlando	L	104	116	43-33	Majerle 25	O'Neal 39	17,248
4/11	@ New York	W	101	97	44-33	Ferry 32	Ewing 29	19,763
4/14	Chicago	L	72	98	44-34	Brandon 21	Jordan 32	20,562
4/16	@ Atlanta	W	80	77	45-34	Brandon 25	Smith 22	11,615
4/18	New York	W	92	77	46-34	Brandon 20	Ewing 18	20,562
4/20	Detroit	W	75	73	47-34	Phills 21	Houston 26	20,562
4/21	@ Indiana	L	88	89	47-35	Majerle 15	Ferrell 14	16,708

1996-97

Season Highlights

Final Record: 42-40

Finished: 5th Place in Division

Head Coach: Mike Fratello

Cavaliers missed the playoffs after five consecutive trips...drafted Vitaly Potapenko (No. 12), Zydrunas Ilgauskas (No. 20) and Reggie Geary (No. 56) in the 1996 NBA Draft...on July 22, Daugherty officially announced his retirement...Ilgauskas underwent season-ending surgery on Oct. 16 on his right foot...Terrell Brandon was named Player of the Week for week ending Dec. 22...Cleveland hosted 1997 NBA All-Star Weekend...Brandon made the All-Star team for a second consecutive season...Potapenko was selected for the Schick Rookie Challenge...Bob Sura entered the Nestle Crunch Slam Dunk contest...on June 2, Brandon was named winner of the NBA Sportsmanship Award...Tyrone Hill ranked second in the league in field goal percentage (.600) and 10th in rebounding (9.9).

Final Statistics

1996-97 PLAYER	Field Goals					3-Point FG			Free Throws			Rebounds												
	G	MIN	FG	FGA	PCT	FG	FGA	PCT	FT	FTA	PCT	OFF	DEF	REB	AST	PF	DQ	STL	BLK	PTS	AVG	HI		
Brandon	78	2868	575	1313	.438	101	271	.373	268	297	.902	48	253	301	490	177	1	138	30	1519	19.5	33		
Mills	80	3167	405	894	.453	86	220	.391	176	209	.842	118	379	497	198	222	1	86	41	1072	13.4	25		
Hill	74	2582	357	595	.600	0	1	.000	241	381	.633	259	477	736	92	268	6	63	30	955	12.9	26		
Phills	69	2375	328	766	.428	85	216	.394	125	174	.718	63	182	245	233	174	1	113	21	866	12.6	27		
Ferry	82	2633	341	794	.429	114	284	.401	74	87	.851	82	255	337	151	245	1	56	32	870	10.6	23		
Sura	82	2269	253	587	.431	53	164	.323	196	319	.614	76	232	308	390	218	3	90	33	755	9.2	23		
Potapenko	80	1238	186	423	.440	1	2	.500	92	125	.736	105	112	217	40	216	3	26	34	465	5.8	22		
West	70	959	100	180	.556	0	0	---	27	56	.482	69	117	186	19	142	0	11	55	227	3.2	16		
Marshall	56	548	52	160	.325	33	87	.379	38	54	.704	22	48	70	24	60	0	24	3	175	3.1	17		
Lang	64	843	68	162	.420	0	6	.000	35	48	.729	52	75	127	33	111	0	33	30	171	2.7	14		
Geary	39	246	22	58	.379	8	21	.381	5	11	.455	4	11	15	36	36	0	13	2	57	1.5	11		
Scott	16	50	8	16	.500	0	0	---	4	11	.364	8	8	16	0	6	0	0	3	20	1.3	5		
Thomas	19	77	9	24	.375	2	12	.167	1	1	1.000	3	10	13	8	7	0	2	1	21	1.1	5		
Cavaliers	82	19855	2704	5972	.453	483	1284	.376	1282	1773	.723	909	2159	3068	1714	1882	16	655	315	7173	87.5	125		
Opponents	82	19855	2488	5638	.441	459	1230	.373	1587	2138	.742	845	2186	3031	1647	1748	16	549	350	7022	85.6	118		

Season Leaders (min. 50 games)

Scoring Leaders			Rebounding Leaders			Assist Leaders		
1	Terrell Brandon	19.5 ppg	1	Tyrone Hill	9.9 rpg	1	Terrell Brandon	6.3 apg
2	Chris Mills	13.4 ppg	2	Chris Mills	6.2 rpg	2	Bobby Sura	4.8 apg
3	Tyrone Hill	12.9 ppg	3	Danny Ferry	4.1 rpg	3	Bobby Phills	3.4 apg



1996-97 Top Row (Left to Right): Ron Rothstein (Assistant Coach), Sidney Lowe (Assistant Coach), Jim Boylan (Assistant Coach), Tyrone Hill, Shawnelle Scott, Danny Ferry, Mark West, Zydrunas Ilgauskas, Vitaly Potapenko, Gary Briggs (Head Trainer), Stan Kellers (Strength Trainer), Brain Sifferlin (Assistant Trainer), John Graham (Board of Directors), Dick Watson (Chief Legal Counsel)
Bottom Row (Left to Right): Carl Thomas, Antonio Lang, Terrell Brandon, Bobby Phills, Wayne Embry (General Manager), Gordon Gund (Owner), Mike Fratello (Head Coach), Bob Sura, Donny Marshall, Reggie Geary, Chris Mills

1996-97

Cleveland Cavaliers Results

Date	Opponent	W/L	Cle	Opp	Record	Cavaliers High Scorer	Opponent High Scorer	Attend.
11/1	@ New Jersey	W	90	77	1-0	Brandon 25	Gill 22	18,316
11/2	@ Washington (OT)	W	98	96	2-0	Brandon 31	Howard 21	18,756
11/5	San Antonio	L	68	74	2-1	Brandon 21	Elliott 17	15,587
11/8	Vancouver	W	88	72	3-1	Sura 15	Anthony 13	13,691
11/10	Denver	W	101	86	4-1	Ferry 20	Ellis 18	13,921
11/12	@ Atlanta	L	83	87	4-2	Brandon 25	Blaylock 39	7,385
11/13	Portland	W	81	70	5-2	Fery 15	Rider 15	13,757
11/15	@ Philadelphia	W	105	89	6-2	Phills 26	Weatherspoon/Coleman 19	12,901
11/16	Detroit	L	98	102	6-3	Brandon 25	Hill 27	17,808
11/19	Atlanta	W	73	63	7-3	Brandon 18	Laetner 26	14,182
11/21	@ Toronto	W	89	81	8-3	Mills 21	Stoudamire 24	16,835
11/24	Sacramento	W	103	74	9-3	Brandon 21	Richmond 23	13,786
11/27	@ Milwaukee	L	75	92	9-4	Hill 16	Baker/Robinson 22	14,189
11/30	Orlando	L	82	86	9-5	Brandon 20	Grant 21	19,351
12/3	Toronto	W	93	74	10-5	Brandon 18	Christie/Earl 16	13,494
12/4	@ Orlando	W	84	57	11-5	Brandon 22	Wilkins 10	17,248
12/6	@ Detroit	L	81	93	11-6	Brandon 17	Mills 23	17,806
12/8	L.A. Clippers	W	90	69	12-6	Brandon 30	Rogers 13	13,732
12/10	Miami	L	74	76	12-7	Mills 17	Hardaway 25	14,361
12/11	@ Washington	L	95	106	12-8	Brandon 28	Howard 25	11,275
12/13	Golden State	W	101	87	13-8	Sura 22	Spewell 22	15,410
12/14	@ Minnesota	W	101	93	14-8	Brandon 22	Gugliotta 21	14,873
12/18	New Jersey	W	99	81	15-8	Brandon 28	Kittles 20	13,533
12/20	Toronto	W	91	82	16-8	Hill 21	Rogers 18	14,624
12/22	Utah	W	100	94	17-8	Brandon 33	K. Malone 20	17,205
12/23	@ Orlando	L	84	89	17-9	Brandon/Hill 20	Seikaly 33	17,248
12/27	Milwaukee	W	94	86	18-9	Brandon 30	Baker 23	19,164
12/28	@ Chicago	L	97	102	18-10	Phills 17	Jordan 45	23,792
12/30	Minnesota	W	108	96	19-10	Brandon 31	J. Robinson 23	16,587
1/2	Phoenix	W	103	94	20-10	Mills 20	Johnson 25	15,272
1/4	Indiana	W	99	91	21-10	Brandon 32	Miller 20	17,852
1/7	@ Indiana	L	90	95	21-11	Brandon 26	Davis 21	14,723
1/8	Houston	L	78	81	21-12	Brandon 26	Elie 26	20,562
1/11	Washington	L	85	98	21-13	Brandon 19	Strickland 20	19,103
1/13	Atlanta	L	79	93	21-14	Brandon 21	Laetner 25	14,565
1/16	@ Denver (OT)	L	87	88	21-15	Polapenko 16	Ellis 27	8,072
1/17	@ Seattle	L	84	96	21-16	Mills 21	Kemp 27	17,072
1/19	@ L.A. Clippers (2OT)	W	107	102	22-16	Phills 25	Vaught 21	7,118
1/20	@ Utah	L	74	94	22-17	Phills 17	K. Malone 32	19,911
1/23	Chicago	L	71	87	22-18	Brandon 21	Jordan 32	20,562
1/25	Charlotte	W	106	73	23-18	Brandon 21	Rice 18	18,547
1/28	@ New Jersey	W	84	62	24-18	Brandon 18	Gill 19	11,283
1/29	New York	L	65	75	24-19	Brandon 24	Starks 24	18,062
2/1	Miami	L	66	71	24-20	Brandon 15	Mourning 15	19,974
2/2	@ Miami	L	76	80	24-21	Brandon 16	Hardaway 20	14,556
2/4	@ Milwaukee	W	79	78	25-21	Brandon 23	Ferry 16	13,703
2/5	@ Toronto	L	84	89	25-22	Brandon 25	Williams 26	16,520
2/11	Philadelphia	W	105	94	26-22	Hill/Mills 22	Iverson 21	15,516
2/12	@ Indiana	W	83	75	27-22	Brandon 22	Miller 22	13,319
2/17	New Jersey	W	108	101	28-22	Brandon 22	Gill/Kittles 30	15,801
2/19	@ L.A. Lakers	W	103	84	29-22	Brandon 30	Campbell 23	16,402
2/21	@ Phoenix	L	88	94	29-23	Sura 23	Ceballos/Johnson 20	19,023
2/23	@ Vancouver	W	91	84	30-23	Phills 23	Reeves 26	15,536
2/25	Seattle	L	66	72	30-24	Phills 15	Hawkins 16	18,725
2/27	Chicago	W	73	70	31-24	Brandon 23	Jordan 23	20,562
3/1	Boston	W	99	81	32-24	Brandon 19	Walker 21	19,157
3/2	@ New York	L	82	90	32-25	Phills 24	Houston 28	19,763
3/4	@ Atlanta	L	88	93	32-26	Hill 18	Corbin/Laetner 21	15,404
3/5	Indiana	W	85	78	33-26	Ferry 19	Miller 25	17,097
3/8	Milwaukee	L	82	90	33-27	Brandon 25	Baker 25	17,906
3/11	@ Sacramento	W	88	85	34-27	Mills 21	Richmond 29	17,317
3/13	@ Golden State (OT)	L	95	101	34-28	Ferry 21	Marshall 30	13,608
3/14	@ Portland	L	73	96	34-29	Phills 15	Sabonis/Anderson 20	21,361
3/17	Detroit	W	85	82	35-29	Hill 26	Thorpe 20	17,648
3/19	@ Charlotte	L	72	90	35-30	Ferry/Phills 13	Rice 22	24,042
3/20	L.A. Lakers	L	76	89	35-31	Phills 27	Jones 25	18,818
3/22	@ Dallas	W	75	72	36-31	Hill 24	Finley 22	15,102
3/25	@ San Antonio	L	59	64	36-32	Hill 16	Maxwell/Johnson 10	18,631
3/27	@ Houston	L	89	107	36-33	Sura 16	Johnson 27	16,285
3/28	@ Miami	L	79	83	36-34	Mills 21	Mourning 23	15,200
3/30	Dallas	W	84	80	37-34	Brandon 19	Pack 23	15,376
4/1	New York	L	88	94	37-35	Brandon 31	Ewing 21	18,836
4/2	@ Boston	W	96	87	38-35	Mills 24	Walker 25	15,721
4/4	@ Chicago	L	71	84	38-36	Brandon/Hill 18	Jordan 22	23,955
4/7	Charlotte (OT)	L	105	110	38-37	Ferry 23	Rice 42	15,985
4/8	@ New York	W	93	73	39-37	Brandon 25	Ewing 17	19,763
4/11	@ Boston (OT)	L	101	103	39-38	Brandon 31	Day 30	15,779
4/12	Philadelphia	W	125	118	40-38	Mills 25	Iverson 50	20,009
4/14	@ Charlotte	L	82	94	40-39	Brandon/Sura 20	Rice 25	24,042
4/16	Orlando	W	78	63	41-39	Hill/Mills 19	Grant 14	16,363
4/18	@ Detroit	W	82	75	42-39	Brandon 23	G. Hill/T. Mills 14	21,454
4/20	Washington	L	81	85	42-40	Brandon 28	Webster 23	20,193

1997-98

Season Highlights

Final Record: 47-35

Finished: 5th Place in Division

Head Coach: Mike Fratello

Cavaliers made the playoffs after a one-year hiatus, losing to Indiana in four games...Cleveland selected Derek Anderson (No. 13), Brevin Knight (No. 16) and Cedric Henderson (No. 45) in the 1997 NBA Draft...on Sept. 25, Cavaliers acquired Shawn Kemp from Seattle in a three-way trade...on Oct. 1, Wesley Person and Tony Dumas were acquired in a three-way trade with Seattle...Person was named Player of the Week for week ending Dec. 7...Kemp was named a starter in the 1998 NBA All-Star Game, the first Cavalier in franchise history to be named a starter...four rookies [Anderson (second team), Ilgauskas (first team), Henderson (second team) and Knight (first team)] were named to the All-Rookie Team and participated in the Schick Rookie Challenge...Ilgauskas was named Most Valuable Player of the Rookie Challenge...Knight finished second in the league in steals (2.45)...Wayne Embry was named Sporting News NBA Executive of the Year for 1997-98.

Final Statistics

1997-98	Field Goals					3-Point FG			Free Throws			Rebounds										PTS	AVG	HI
PLAYER	G	MIN	FGM	FGA	PCT	FGM	FGA	PCT	FTM	FTA	PCT	OFF	DEF	REB	AST	PF	DQ	STL	BLK					
Kemp	80	2769	518	1164	.445	2	8	.250	404	556	.727	219	526	745	197	310	15	108	90	1442	18.0	31		
Person	82	3198	440	957	.460	192	447	.430	132	170	.776	65	298	363	188	108	0	129	49	1204	14.7	33		
Ilgauskas	82	2379	454	876	.518	1	4	.250	230	302	.762	279	444	723	71	288	4	52	135	1139	13.9	32		
Anderson	66	1839	239	586	.408	17	84	.202	275	315	.873	55	132	187	227	136	0	86	13	770	11.7	30		
Henderson	82	2527	348	725	.480	0	4	.000	136	190	.716	71	254	325	168	238	3	96	45	832	10.1	30		
Knight	80	2483	261	592	.441	0	7	.000	201	251	.801	67	186	253	656	271	5	196	18	723	9.0	22		
Potapenko	80	1412	234	488	.480	0	1	.000	102	144	.708	110	203	313	57	198	2	27	28	570	7.1	18		
Sura	46	942	87	231	.377	19	60	.317	74	131	.565	25	69	94	171	113	0	44	7	267	5.8	30		
Ferry	69	1034	113	286	.395	33	99	.333	32	40	.800	23	91	114	59	118	0	26	17	291	4.2	15		
Thomas (Tot)	43	426	56	140	.400	20	59	.339	16	25	.640	10	37	47	19	39	0	21	7	148	3.4	14		
Thomas (Cle)	29	272	27	70	.386	15	38	.395	8	13	.615	6	31	37	9	27	0	16	5	77	2.7	13		
James	28	166	24	59	.407	11	25	.440	21	22	.955	2	13	15	5	24	0	1	1	80	2.9	14		
Graham	6	56	7	12	.583	0	3	.000	2	2	1.000	0	1	1	6	7	0	1	0	16	2.7	10		
Butler	18	206	15	47	.319	1	6	.167	6	10	.600	6	16	22	18	26	0	8	0	37	2.1	11		
Dumas	7	47	6	12	.500	2	4	.500	0	3	.000	1	4	5	5	5	0	0	0	14	2.0	5		
Brooks	43	312	28	66	.424	5	11	.455	18	20	.900	6	24	30	49	25	0	18	3	79	1.8	10		
Scott	41	188	16	36	.444	0	0	---	12	18	.667	20	39	59	8	45	0	6	8	44	1.1	5		
Cavaliers	82	19830	2817	6207	.454	298	801	.372	1653	2187	.756	955	2331	3286	1894	1939	29	814	419	7585	92.5	122		
Opponents	82	19830	2689	6214	.433	341	992	.344	1642	2175	.755	948	2229	3177	1790	1904	21	707	455	7361	89.8	109		

Season Leaders

Scoring Leaders			Rebounding Leaders			Assist Leaders		
1	Shawn Kemp	18.0 ppg	1	Shawn Kemp	9.3 rpg	1	Brevin Knight	8.2 apg
2	Wesley Person	14.7 ppg	2	Zydrunas Ilgauskas	8.8 rpg	2	Derek Anderson	3.4 apg
3	Zydrunas Ilgauskas	13.9 ppg	3	Wesley Person	4.4 rpg	3	Shawn Kemp	2.5 apg



1997-98 Top Row (Left to Right): Stan Kellers (Strength Trainer), Ron Rothstein (Assistant Coach), Sidney Lowe (Assistant Coach), Marc Iavaroni (Assistant Coach), Shawnele Scott, Shawn Kemp, Henry James, Zydrunas Ilgauskas, Vitaly Potapenko, Danny Ferry, Garry Briggs (Head Trainer), Brian Sifferlin (Assistant Trainer), Jim Boland (President), John Graham (Board of Directors), Dick Watson (Chief Legal Counsel)
Bottom Row (Left to Right): Wesley Person, Scott Brooks, Cedric Henderson, Derek Anderson, Wayne Embry (General Manager), Gordon Gund (Owner), Mike Fratello (Head Coach), Bob Sura, Brevin Knight, Carl Thomas, Mitchell Butler

1997-98

Cleveland Cavaliers Results

Date	Opponent	W/L	Cle	Opp	Record	Cavaliers High Scorer	Opponent High Scorer	Attend.
10/31	@ Houston	L	86	94	0-1	Knight 18	Willis 20	16,285
11/1	@ San Antonio	L	80	83	0-2	Kemp 26	Robinson 22	24,793
11/4	Indiana	W	80	77	1-2	Kemp 18	Miller 21	20,132
11/7	@ Boston	W	96	92	2-2	Kemp 28	Walker 22	16,967
11/8	Atlanta (OT)	L	97	99	2-3	Kemp 28	Smith 21	14,356
11/11	Chicago	W	101	80	3-3	Kemp 21	Jordan 19	20,562
11/13	@ New Jersey	W	85	74	4-3	Ilgaukas/Person 20	Cassell 32	14,235
11/15	@ Chicago	L	70	79	4-4	Anderson 12	Jordan 27	23,906
11/16	New Jersey	L	72	77	4-5	Kemp/Person 14	Douglas 25	12,860
11/19	Orlando (OT)	L	93	96	4-6	Ilgaukas 21	Strong 20	13,404
11/21	@ Minnesota	W	103	80	5-6	Person 22	Carr 19	17,002
11/22	Washington	W	110	101	6-6	Person 31	Strickland 27	16,196
11/26	@ Philadelphia	W	95	89	7-6	Kemp/Person 18	Stackhouse 19	12,711
11/28	@ Charlotte	W	97	91	8-6	Person 33	Phills/Wesley 17	24,042
11/29	Boston	W	103	97	9-6	Kemp 18	Walker 24	19,349
12/3	@ Golden State	W	95	67	10-6	Person 24	Marshall 23	10,565
12/5	@ Vancouver	W	107	98	11-6	Person 30	Abdur-Rahim 27	15,558
12/7	@ L.A. Lakers	W	94	84	12-6	Person 22	Bryant 21	16,945
12/10	Denver	W	102	83	13-6	Person 18	Washington 19	15,355
12/11	@ Milwaukee	W	79	77	14-6	Person 27	Robinson 20	13,105
12/13	Charlotte	L	84	85	14-7	Kemp 25	Rice 32	18,361
12/16	Phoenix	W	103	90	15-7	Kemp 21	McDyess 21	13,511
12/17	@ Atlanta	L	83	94	15-8	Anderson/Kemp 20	Smith 23	16,956
12/19	New York	L	77	104	15-9	Anderson/Ilgaukas 16	Ewing 22	18,243
12/21	Utah	W	106	101	16-9	Kemp 24	Malone 24	19,178
12/23	Dallas	W	99	85	17-9	Anderson 24	Finley 29	14,309
12/26	@ Charlotte	L	86	96	17-10	Person 18	Rice 26	24,042
12/30	Miami	L	78	90	17-11	Kemp 15	Hardaway 29	18,962
1/2	@ Orlando	W	81	71	18-11	Kemp 17	Grant 17	17,248
1/3	New Jersey	W	95	81	19-11	Kemp 21	Gill 21	15,899
1/6	Houston	W	100	70	20-11	Anderson 19	Drexler 18	15,406
1/8	Seattle	L	84	109	20-12	Person 15	Baker/Payton 25	17,047
1/10	Toronto	L	93	102	20-13	Anderson 24	Stroudamire 34	17,864
1/12	@ Utah	L	99	106	20-14	Ilgaukas 26	Hornacek 23	19,911
1/13	@ Phoenix	W	102	84	21-14	Ilgaukas 23	Chapman 22	19,023
1/16	@ Denver	W	99	74	22-14	Anderson/Person 20	Jackson 28	10,216
1/17	@ Seattle	L	91	99	22-15	Henderson 23	Payton 28	17,072
1/20	Portland	L	84	86	22-16	Kemp 31	Rider 24	15,260
1/22	Sacramento	W	112	96	23-16	Kemp 29	Richmond 31	13,092
1/24	Philadelphia	W	111	92	24-16	Person 17	Ratiff 21	20,562
1/26	@ Miami	W	94	93	25-16	Ilgaukas 23	Hardaway 33	14,691
1/27	@ Dallas (OT)	L	77	84	25-17	Kemp 22	Finley 39	9,730
1/30	@ Indiana	L	83	89	25-18	Ilgaukas 25	Miller 24	16,717
1/31	Detroit	W	90	88	26-18	Ilgaukas 32	Hill 19	20,562
2/2	Minnesota	W	109	99	27-18	Henderson 24	Marbury 27	13,841
2/4	@ Washington	L	88	104	27-19	Ilgaukas 18	Murray 24	19,451
2/5	Atlanta	L	94	108	27-20	Ilgaukas 20	Corbin 23	15,914
2/10	Miami	L	81	91	27-21	Henderson 18	Mashburn 21	16,101
2/12	@ Toronto	W	103	94	28-21	Person 28	Christie 26	14,348
2/14	Milwaukee	L	93	99	28-22	Sura 30	Robinson 27	18,914
2/15	@ New York	L	91	102	28-23	Kemp 30	Houston 34	19,763
2/17	@ Philadelphia	L	97	98	28-24	Person 28	Iverson 27	13,187
2/20	@ New Jersey	W	109	95	29-24	Henderson/Kemp 27	Cassell 28	16,850
2/22	@ Milwaukee	L	71	79	29-25	Kemp 20	Robinson 29	17,536
2/23	@ Chicago	L	75	97	29-26	Ilgaukas 15	Jordan 17	23,902
2/25	Vancouver	W	106	101	30-26	Henderson 30	Reeves 29	13,701
2/27	@ Detroit	L	87	90	30-27	Kemp 26	J. Williams/B. Williams 17	22,076
3/1	Golden State	W	102	82	31-27	Kemp 28	Jackson 18	14,114
3/4	Toronto	W	122	88	32-27	Person 33	Christie 16	15,017
3/6	@ Orlando (OT)	L	89	91	32-28	Anderson 20	Anderson 25	17,248
3/8	@ Atlanta	L	96	101	32-29	Person 26	Smith 33	8,512
3/11	Milwaukee	W	95	83	33-29	Ilgaukas 18	Curry 16	14,294
3/12	@ Miami	L	74	97	33-30	Anderson 16	Mourning 13	15,063
3/14	New York (OT)	W	88	85	34-30	Kemp 22	Houston 18	20,562
3/17	@ Portland	W	96	82	35-30	Kemp/Knight 20	Sabonis 20	19,821
3/19	@ Sacramento	W	90	85	36-30	Kemp 19	Williamson 21	13,722
3/21	@ L.A. Clippers	W	100	79	37-30	Kemp 27	Taylor 17	12,323
3/24	San Antonio	L	85	86	37-31	Ilgaukas 21	Robinson 27	17,813
3/26	@ Toronto	W	97	96	38-31	Keimp 19	Christie 26	14,120
3/27	Detroit (OT)	W	88	87	39-31	Kemp 23	Stackhouse 26	19,105
3/29	Charlotte	W	97	82	40-31	Kemp 25	Geiger 27	19,764
3/31	Orlando	W	93	86	41-31	Sura 21	Strong 17	16,385
4/1	@ Detroit	W	92	90	42-31	Kemp 26	Hunter 17	17,846
4/3	L.A. Lakers	L	93	105	42-32	Anderson 30	O'Neal 26	20,562
4/5	L.A. Clippers	W	94	93	43-32	Kemp 25	Robinson 26	15,606
4/7	@ Indiana	L	80	82	43-33	Person 18	A. Davis 19	15,589
4/9	Chicago	W	91	85	44-33	Knight 22	Jordan 29	20,562
4/11	Philadelphia	W	106	95	45-33	Person 25	Iverson 32	17,235
4/14	Boston	W	95	86	46-33	Kemp 22	Walker 31	14,775
4/15	@ Washington	L	93	101	46-34	Ilgaukas 25	Murray 25	20,674
4/17	@ Boston	L	71	78	46-35	Ilgaukas 26	Walker 17	18,624
4/18	Indiana	W	96	92	47-35	Ilgaukas 26	Rose 26	19,896

1998-99

Season Highlights

Final Record: 22-28

Finished: 7th Place in Division

Head Coach: Mike Fratello


On Sept. 17, Jim Paxson was named vice president of basketball operations...strike-shortened season...on Jan. 20, the NBA and National Basketball Players Association announced a signed Collective Bargaining Agreement...on Feb. 17, Zydrunas Ilgauskas was diagnosed with a season-ending fracture of the navicular bone in his left foot...Mike Fratello's final season as head coach...Brevin Knight finished in the top 10 in assists for the second consecutive season in seventh place with 7.7 assists per game.

Final Statistics

1998-99 PLAYER	Field Goals					3-Point FG			Free Throws			Rebounds					AST	PF	DQ	STL	BLK	PTS	AVG	HL
	G	MIN	FGM	FGA	PCT	FGM	FGA	PCT	FTM	FTA	PCT	OFF	DEF	REB										
Kemp	42	1475	277	575	.482	1	2	.500	307	389	.789	131	257	388	101	159	2	48	45	862	20.5	32		
Ilgauskas	5	171	29	57	.509	0	0	---	18	30	.600	17	27	44	4	24	1	4	7	76	15.2	22		
Person	45	1342	198	437	.453	75	200	.375	32	53	.604	19	123	142	80	52	0	37	16	503	11.2	24		
Anderson	38	978	125	314	.398	21	69	.304	138	165	.836	20	89	109	145	73	0	48	4	409	10.8	28		
Knight	39	1186	134	315	.425	0	5	.000	105	141	.745	16	115	131	302	115	1	70	7	373	9.6	20		
Henderson	50	1517	189	453	.417	2	12	.167	74	91	.813	45	152	197	113	136	2	58	24	454	9.1	22		
Potapenko	17	467	55	126	.437	0	1	.000	33	49	.673	23	71	94	16	53	2	11	16	143	8.4	17		
DeClercq (Tot)	47	1102	138	276	.500	0	0	---	95	141	.674	104	151	255	31	161	3	50	29	371	7.9	17		
DeClercq (Cle)	33	844	110	219	.502	0	0	---	76	112	.679	71	121	192	21	110	2	37	20	296	9.0	17		
Ferry	50	1058	141	296	.476	38	97	.392	29	33	.879	16	86	102	53	113	0	23	10	349	7.0	22		
Newman	50	949	106	251	.422	23	61	.377	68	84	.810	15	60	75	41	126	2	28	12	303	6.1	18		
Butler	31	418	67	139	.482	11	29	.379	23	32	.719	13	31	44	22	41	0	15	4	168	5.4	21		
Sura	50	841	70	210	.333	9	45	.200	65	103	.631	21	81	102	152	98	1	46	14	214	4.3	19		
Boykins (Tot)	22	221	30	79	.380	3	18	.167	2	3	.667	7	10	17	33	20	0	6	0	65	3.0	9		
Boykins (Cle)	17	170	20	58	.345	2	13	.154	2	3	.667	6	7	13	27	17	0	5	0	44	2.6	9		
Blount (Tot)	34	530	36	100	.360	0	1	.000	28	54	.519	58	93	151	12	74	0	19	16	100	2.9	11		
Blount (Cle)	20	368	23	67	.343	0	0	---	22	42	.524	34	71	105	10	47	0	18	12	68	3.4	11		
Stack	18	199	14	37	.378	0	0	---	19	20	.950	19	15	34	5	31	0	2	11	47	2.6	11		
Lang	10	65	4	6	.667	0	0	---	5	9	.556	6	10	16	1	13	0	2	1	13	1.3	4		
Green	1	2	0	1	.000	0	0	---	0	0	---	0	0	0	0	0	0	0	0	0	0.0	0		
Cavaliers	50	12050	1562	3561	.439	182	534	.341	1016	1356	.749	472	1316	1788	1093	1208	13	452	203	4322	86.4	116		
Opponents	50	12050	1597	3664	.436	236	675	.350	978	1316	.743	591	1405	1996	1056	1198	14	392	282	4408	88.2	113		

Season Leaders (min. 30 games)

Scoring Leaders			Rebounding Leaders			Assist Leaders		
1	Shawn Kemp	20.5 ppg	1	Shawn Kemp	9.2 rpg	1	Brevin Knight	7.7 apg
2	Wesley Person	11.2 ppg	2	Andrew DeClercq	5.4 rpg	2	Derek Anderson	3.8 apg
3	Derek Anderson	10.8 ppg	3	Corie Blount	4.4 rpg	3	Bobby Sura	3.0 apg



1998-99 Top Row (Left to Right): Brian Sifferlin (Assistant Trainer), Ron Rothstein (Assistant Coach), Sidney Lowe (Assistant Coach), Mike Wilhem (Advanced Scout), Marc Iavaroni (Assistant Coach), Danny Ferry, Shawn Kemp, Zydrunas Ilgauskas, Ryan Stack, Andrew DeClercq, Jim Paxson (Assistant GM), Jim Boland (President), John Graham (Board of Directors), Dick Watson (Chief Legal Counsel), Corie Blount
Bottom Row (Left to Right): Stan Kellers (Strength Trainer), Johnny Newman, Cedric Henderson, Earl Boykins, Bob Sura, Wayne Embury (General Manager), Gordon Gund (Owner), Mike Fratello (Head Coach), Wesley Person, Derek Anderson, Mitchell Butler, Brevin Knight, Gary Briggs (Head Trainer)

1998-99

Cleveland Cavaliers Results

Date	Opponent	W/L	Cle	Opp	Record	Cavaliers High Scorer	Opponent High Scorer	Attend.
2/5	@ Atlanta	L	83	100	0-1	Ilgaukas 22	Smith 21	19,806
2/6	@ Boston	L	73	77	0-2	Kemp 18	Walker 22	18,173
2/8	Indiana	L	89	95	0-3	Kemp 26	Miller 28	17,139
2/10	@ Charlotte	W	87	77	1-3	Kemp 20	Coleman/Wesley 16	18,049
2/11	San Antonio	W	99	89	2-3	Kemp 25	Duncan 31	14,228
2/16	Orlando	W	90	78	3-3	Kemp 18	Strong 14	12,918
2/18	New York	W	98	74	4-3	Kemp 20	Ewing 14	13,910
2/20	New Jersey	W	89	84	5-3	Kemp 24	Van Horn 21	15,321
2/22	Philadelphia	L	97	106	5-4	Anderson 28	Iverson 37	13,203
2/24	@ Detroit	L	73	89	5-5	Kemp 24	Dumars 26	13,271
2/25	Indiana	L	74	81	5-6	Kemp 16	Smits 20	14,253
3/1	@ New York	L	78	85	5-7	Kemp 19	Ewing/Johnson 16	19,763
3/2	Boston	W	116	99	6-7	Kemp 22	Mercer 22	12,906
3/4	Detroit	L	84	99	6-8	Anderson 16	Hill 28	13,248
3/6	Golden State	W	97	80	7-8	Kemp 31	Starks 15	12,894
3/9	@ Utah	L	75	88	7-9	Kemp 16	Malone 21	18,753
3/10	@ Phoenix	W	86	73	8-9	Kemp 18	Gugliotta 16	18,567
3/13	@ Houston	L	89	100	8-10	Kemp 25	Olajuwon 24	16,285
3/15	@ Chicago (OT)	W	89	85	9-10	Henderson 22	Kukoc 22	22,456
3/16	Detroit	W	86	82	10-10	Kemp 20	Hill 23	12,928
3/18	L.A. Lakers	W	100	93	11-10	Knight/Kemp 20	O'Neal 37	20,562
3/20	@ Washington	L	83	113	11-11	Newman 18	Richmond 29	19,209
3/21	New Jersey	W	88	85	12-11	Person 22	Marbury 20	13,806
3/23	Boston	W	113	86	13-11	Person 19	Walker 22	15,810
3/25	@ Orlando	L	86	96	13-12	Kemp 22	D. Armstrong 25	15,578
3/27	@ New Jersey	W	109	99	14-12	Kemp 26	Marbury 26	18,541
3/28	@ Charlotte	L	84	105	14-13	Person 20	Miller 24	18,490
3/30	Toronto	L	91	101	14-14	Henderson 16	Brown 28	14,209
4/1	@ New York	L	74	78	14-15	Kemp 25	Houston 16	19,763
4/2	@ Philadelphia	W	85	80	15-15	Kemp 17	Snow 16	18,126
4/4	Milwaukee	W	98	74	16-15	Person 20	Thomas 16	12,041
4/6	Chicago	W	96	89	17-15	Kemp 25	Simpkins 21	14,739
4/7	@ Milwaukee	L	91	99	17-16	Kemp 23	Robinson 33	16,809
4/8	Orlando	L	69	73	17-17	Kemp 17	Hardaway 23	14,512
4/10	Atlanta	W	81	67	18-17	Kemp 24	Henderson 18	13,859
4/12	@ Boston	L	89	103	18-18	Kemp 23	Mercer 24	15,622
4/13	Washington	W	86	77	19-18	Kemp 32	Strickland 19	11,533
4/14	@ Chicago	W	89	81	20-18	Kemp 27	David 20	22,102
4/16	@ Toronto (OT)	W	91	90	21-18	Kemp 23	Christie 22	19,280
4/17	Charlotte	L	82	90	21-19	Kemp 23	Wesley 24	15,357
4/19	Miami	L	87	94	21-20	Kemp 32	Mashburn 23	13,111
4/21	@ Miami	L	80	93	21-21	Ferry/Srack 11	Mashburn 19	15,200
4/23	@ Milwaukee	L	75	79	21-22	Henderson/Person 19	Robinson 26	17,742
4/26	Miami	L	65	90	21-23	Anderson 14	Mourning 23	13,857
4/27	@ Philadelphia	L	71	80	21-24	Anderson 17	Iverson 31	17,822
4/29	@ Washington	L	86	97	21-25	Ferry 18	Thorpe/Wallace 20	12,751
4/30	Toronto	W	91	83	22-25	Ferry 18	Carter 25	13,958
5/2	Atlanta	L	65	76	22-26	DeClercq 10	Blaylock/Long 19	12,690
5/4	@ Indiana	L	78	100	22-27	Butler 19	Miller 24	16,219
5/5	@ Toronto	L	87	96	22-28	Ferry 22	Christie 26	19,800

1999-2000

Season Highlights

Final Record: 32-50

Finished: 6th Place in Division

Head Coach: Randy Wittman

On June 1, Jim Paxson was promoted to senior vice president and general manager...drafted Andre Miller (No. 8), Trajan Langdon (No. 11) and A.J. Bramlett (No. 39) in the 1999 NBA Draft...Randy Wittman was named head coach on July 7...on Aug. 4, Lamond Murray was acquired from the Los Angeles Clippers in exchange for Derek Anderson and Johnny Newman...Mark Price, Austin Carr, Shawn Carr, Larry Nance and Brad Daugherty were selected as the Cavaliers All-Time Starting Five as part of the Cavaliers 30th Anniversary celebration...Zydrunas Ilgauskas missed the whole season due to two surgeries on his left foot...Andre Miller was named to the Schick Rookie Challenge as a rookie and was voted All-Rookie First Team.

Final Statistics

1999-2000		Field Goals				3-Point FG		Free Throws		Rebounds												
PLAYER	G	MIN	FG	FGA	PCT	FG	FGA	PCT	FT	FTA	PCT	OFF	DEF	REB	AST	PF	DQ	STL	BLK	PTS	AVG	HI
Kemp	82	2492	484	1160	.417	2	6	.333	493	635	.776	231	494	725	138	371	13	100	96	1463	17.8	36
Murray	74	2365	460	1019	.451	51	139	.367	204	268	.761	127	296	423	132	208	2	105	36	1175	15.9	38
Sura	73	2216	356	815	.437	122	332	.367	175	251	.697	50	238	288	284	201	0	91	19	1009	13.8	31
Miller	82	2093	339	755	.449	10	49	.204	226	292	.774	85	195	280	476	194	1	84	17	914	11.1	28
Knight	65	1754	230	558	.412	2	10	.200	140	184	.761	38	155	193	458	185	2	107	21	602	9.3	20
Person	79	2056	280	654	.428	106	250	.424	61	77	.792	44	223	267	146	119	1	40	19	727	9.2	24
Ferry	63	1326	189	380	.497	33	75	.440	52	57	.912	55	183	238	67	181	1	22	24	463	7.3	19
DeClercq	82	1831	225	443	.508	0	0	---	94	160	.588	156	283	439	58	275	6	63	66	544	6.6	19
Bryant	75	1712	174	346	.503	0	0	---	76	94	.809	126	226	352	61	250	5	31	31	424	5.7	18
David (Tot)	32	474	67	157	.427	0	3	.000	45	56	.804	26	55	81	17	56	0	17	3	179	5.6	17
David (Cle)	6	31	4	9	.444	0	0	---	3	4	.750	4	4	8	1	7	0	4	1	11	1.8	5
Henderson	61	1107	129	326	.396	1	15	.067	69	104	.663	34	106	140	55	99	0	39	17	328	5.4	20
Boykins (Tot)	26	261	56	116	.483	8	20	.400	18	23	.783	12	14	26	48	23	0	12	1	138	5.3	22
Boykins (Cle)	25	253	53	112	.473	8	20	.400	18	23	.783	11	14	25	45	23	0	12	1	132	5.3	22
Langdon	10	145	15	40	.375	8	19	.421	11	11	1.000	4	11	15	11	16	0	5	0	49	4.9	12
Stack	25	198	17	51	.333	0	1	.000	18	27	.667	15	30	45	5	47	3	4	11	52	2.1	8
Marshall	6	39	3	11	.273	0	3	.000	5	6	.833	0	1	1	0	7	0	2	0	11	1.8	7
Ketner (Tot)	22	132	13	32	.406	0	0	---	8	12	.667	12	22	34	1	20	1	4	3	34	1.5	6
Ketner (Cle)	16	91	9	22	.409	0	0	---	6	10	.600	12	15	27	0	12	0	3	2	24	1.5	4
Hendrickson	10	47	5	7	.714	0	0	---	2	2	1.000	2	9	11	3	7	0	2	1	12	1.2	4
Bramlett	8	61	4	21	.190	0	0	---	0	0	---	12	10	22	0	13	0	1	0	8	1.0	2
Benjamin	3	8	1	3	.333	0	0	---	0	0	---	0	1	1	0	1	0	0	1	2	0.7	2
Chilcutt	6	30	0	2	.000	0	0	---	0	0	---	4	5	9	1	3	0	0	0	0	0.0	0
Cavaliers	82	19855	2977	6734	.442	343	919	.373	1653	2205	.750	1010	2499	3509	1941	2219	34	715	363	7950	97.0	127
Opponents	82	19855	2983	6736	.443	420	1229	.342	1851	2385	.776	1013	2586	3599	1942	2058	26	659	500	8237	100.5	136

Season Leaders (min. 50 games)

Scoring Leaders			Rebounding Leaders			Assist Leaders		
1	Shawn Kemp	17.8 ppg	1	Shawn Kemp	8.8 rpg	1	Brevon Knight	7.1 apg
2	Lamond Murray	15.9 ppg	2	Lamond Murray	5.7 rpg	2	Andre Miller	5.8 apg
3	Bobby Sura	13.8 ppg	3	Andrew DeClercq	5.4 rpg	3	Bobby Sura	3.9 apg



1999-2000 Top Row (Left to Right): Brian Sifferlin (Assistant Trainer), Mike Wilhem (Advanced Scout), Shane Garman (Video Coordinator), Bill Blair (Assistant Coach), Bob Ociepa (Assistant Coach), Mike Woodson (Assistant Coach), Danny Ferry, Shawn Kemp, Ryan Stack, Lari Ketner, Andrew DeClercq, Mark Bryant, Wayne Embry (Consultant), Larry Nance (Special Assistant), Jim Boland (President), John Graham (Board of Directors), Dick Watson (Chief Legal Counsel)
Bottom Row (Left to Right): Stan Kellers (Strength Trainer), Lamond Murray, Cedric Henderson, Trajan Langdon, Bob Sura, Randy Wittman (Head Coach), Gordon Gund (Owner), Jim Paxson (General Manager), Wesley Person, Andre Miller, Earl Boykins, Brevin Knight, Gary Briggs (Head Trainer)

1999-2000

Cleveland Cavaliers Results

Date	Opponent	W/L	Cle	Opp	Record	Cavaliers High Scorer	Opponent High Scorer	Attend.
11/2	@ New York	L	84	92	0-1	Kemp 17	L. Johnson 24	19,763
11/3	New Jersey	W	97	90	1-1	Kemp 27	Marbury 27	16,777
11/5	@ Orlando	W	104	99	2-1	Knight/Miller 18	Gatling 21	13,142
11/6	New York	W	102	93	3-1	Kemp 25	Houston/Sprewell 22	17,604
11/11	Seattle	L	103	109	3-2	Kemp 22	Payton 27	11,864
11/13	Milwaukee	W	117	112	4-2	Sura 23	Robinson 32	18,640
11/17	@ Boston	L	103	114	4-3	Kemp 27	Pierce 30	14,140
11/19	@ Detroit	L	90	101	4-4	Miller 23	Hill 28	15,377
11/20	Indiana	L	98	107	4-5	Kemp 29	Rose 22	13,806
11/23	Portland	W	103	100	5-5	Kemp 28	Schrempf 22	13,565
11/26	@ Philadelphia	L	83	106	5-6	Murray/Sura 15	McKie 23	16,320
11/27	Charlotte	W	106	89	6-6	DeClercq/Murray 16	Jones 22	15,194
11/30	Dallas	W	106	99	7-6	Kemp 25	Davis 27	11,033
12/1	@ Washington	W	111	108	8-6	Kemp 27	Richmond 30	12,144
12/3	Philadelphia (OT)	L	100	102	8-7	Murray 22	McKie 25	14,626
12/7	@ Toronto	L	98	101	8-8	Knight 20	Carter 32	15,162
12/8	Chicago	W	107	93	9-8	Sura 29	Benjamin 15	11,226
12/10	@ Indiana	L	88	136	9-9	Person 13	Smits 25	18,345
12/11	Atlanta	W	127	116	10-9	Kemp 29	Rider 27	11,328
12/14	Boston	W	115	88	11-9	Sura 22	Battie/Griffin 16	11,997
12/15	@ New Jersey	L	101	111	11-10	Kemp 36	Van Horn 27	12,767
12/17	@ Charlotte	L	86	99	11-11	Kemp/Murray 15	Phills 19	16,586
12/18	New Jersey	L	74	98	11-12	Kemp 14	Marbury/Kittles 18	13,225
12/20	Minnesota	L	94	100	11-13	Sura 20	Garnett 24	13,911
12/22	Orlando	L	97	103	11-14	Sura 28	Atkins 22	11,731
12/23	@ Atlanta	L	90	108	11-15	Kemp/Sura 17	Rider 30	12,528
12/26	Toronto	L	95	98	11-16	Murray/Sura 20	Carter 36	14,135
12/29	Washington	W	96	94	12-16	Kemp 35	Strickland 20	15,714
12/30	@ Milwaukee	L	90	91	12-17	Sura 19	Cassell 20	16,329
1/3	@ Boston	L	98	105	12-18	Kemp 23	Walker 32	14,115
1/4	Sacramento	L	107	111	12-19	Sura 26	Webber 37	14,875
1/6	Golden State	W	90	75	13-19	Murray 20	Jamison 22	11,238
1/8	@ New York	W	89	86	14-19	Sura 25	Houston 23	19,763
1/10	L.A. Clippers	W	111	106	15-19	Murray/Sura 20	Anderson 29	11,475
1/12	@ Portland	L	75	95	15-20	Kemp 18	Wallace 25	19,980
1/14	@ Vancouver	W	82	80	16-20	Kemp 24	Dickerson 23	13,161
1/16	@ Sacramento	L	102	113	16-21	Kemp 20	Webber 25	17,317
1/18	@ Seattle	L	80	99	16-22	Murray 20	Baker 28	13,326
1/19	@ L.A. Lakers	L	86	95	16-23	Miller 20	O'Neal 27	18,997
1/21	@ Golden State	L	103	115	16-24	Murray 38	Jamison 37	10,059
1/22	@ Phoenix	L	88	101	16-25	Kemp 20	Kidd/Rogers 16	19,023
1/25	Detroit (OT)	W	116	107	17-25	Sura 31	Stackhouse 38	10,930
1/27	Orlando	W	102	90	18-25	Murray 24	Armstrong 21	10,967
1/29	@ Washington	L	98	103	18-26	Sura 23	Strickland 26	14,875
2/1	Washington	W	112	108	19-26	Kemp 28	Murray 23	11,298
2/4	@ Detroit	L	96	105	19-27	Kemp 22	Hunter 26	16,903
2/5	Atlanta	L	94	102	19-28	Miller 28	Rider 23	18,595
2/8	@ Houston	L	83	91	19-29	Kemp 23	Anderson 23	14,239
2/9	@ Charlotte	L	95	103	19-30	Murray 31	Jones 32	16,512
2/15	San Antonio	W	92	81	20-30	Murray 27	Duncan 21	15,142
2/17	Denver	W	119	101	21-30	Murray/Person 24	Clark/McDyess 19	12,037
2/18	@ Philadelphia	L	75	104	21-31	Kemp 17	Iverson 19	20,383
2/21	Vancouver (OT)	W	109	108	22-31	Kemp 26	Dickerson/Bibby 27	12,140
2/23	L.A. Lakers	L	98	116	22-32	Kemp/Miller 23	Bryant 21	20,562
2/25	@ Miami	L	82	87	22-33	Murray 28	Mashburn 18	18,504
2/29	Phoenix	L	93	100	22-34	Murray 18	Hardaway 22	13,044
3/2	@ Chicago (OT)	W	114	110	23-34	Kemp 25	Brand 30	21,848
3/4	@ L.A. Clippers	W	109	99	24-34	Kemp 22	Odum 17	12,522
3/5	@ Denver	W	100	92	25-34	Murray 20	Van Exel 20	17,447
3/7	@ Utah	L	95	113	25-35	Miller 15	Malone 30	19,224
3/10	Indiana	L	92	95	25-36	Murray 25	Miller 28	20,562
3/12	@ Milwaukee	L	72	103	25-37	Murray 16	Thomas 22	14,016
3/14	Philadelphia (OT)	L	97	98	25-38	Murray 16	Iverson 28	14,197
3/16	Utah	L	86	107	25-39	Ferry 15	Eisley 23	14,086
3/18	Miami (OT)	L	90	92	25-40	Kemp 22	Mashburn 29	20,562
3/20	Houston	W	98	85	26-40	Kemp/Murray 17	Francis/Williams 17	13,241
3/21	@ Minnesota (OT)	L	107	111	26-41	Murray 16	Garnett 29	13,404
3/23	@ Dallas	W	104	98	27-41	Kemp 22	Finley 29	13,043
3/25	@ San Antonio	L	76	96	27-42	Miller 15	Duncan 17	35,217
3/28	Toronto	L	96	99	27-43	Murray 30	Carter 19	20,562
3/29	@ Chicago	W	86	81	28-43	Sura 20	Brand 27	21,819
4/1	Boston	W	109	103	29-43	Kemp 22	Pierce 22	18,698
4/2	Chicago	L	74	83	29-44	Murray 16	Brand 23	14,270
4/4	@ Miami	L	85	111	29-45	Person 14	Mashburn 17	15,625
4/7	@ Indiana	L	94	95	29-46	Kemp 23	Rose 26	18,345
4/8	Detroit	W	117	98	30-46	Kemp 25	Williams 19	20,562
4/10	@ Toronto	L	103	112	30-47	Kemp 22	Carter 31	19,800
4/12	Milwaukee	L	100	101	30-48	Person 21	Cassell 29	13,240
4/15	New York	W	106	96	31-48	Miller 18	Houston 21	20,562
4/16	@ Atlanta	L	101	104	31-49	Kemp 20	Henderson 19	14,061
4/18	Charlotte	L	88	103	31-50	Sura 20	Wesley 23	14,481
4/19	@ New Jersey	W	111	108	32-50	Murray 27	Van Horn/Newman 29	16,202

2000-01

Season Highlights

Final Record: 30-52

Finished: 6th Place in Division

Head Coach: Randy Wittman

On draft day, the Cavaliers selected Jamal Crawford (No. 8) and traded him to Chicago for Chris Mihm...acquired Matt Harpring from Orlando in exchange for Andrew DeClercq on Aug. 3...opened up the season by winning their first four games...won six consecutive games from Dec. 5 to Dec. 16...on Dec. 24, Zydrunas Ilgauskas was diagnosed with a new fracture of the navicular bone in his left foot and had season-ending surgery on Feb. 7...Andre Miller is selected as a sophomore for the Schick Rookie Challenge...Chris Mihm was named All-Rookie Second Team...Miller ranked sixth in the NBA in assists (8.0).

Final Statistics

2000-01		Field Goals					3-Point FG			Free Throws			Rebounds					PF	DQ	STL	BLK	PTS	AVG	HI
PLAYER	G	MIN	FGM	FGA	PCT	FGM	FGA	PCT	FTM	FTA	PCT	OFF	DEF	REB	AST									
Miller	82	2848	452	999	.452	17	64	.266	375	450	.833	94	266	360	657	229								
Murray	78	2225	391	925	.423	61	165	.370	155	211	.735	104	236	340	124	173								
Ilgauskas	24	616	114	234	.487	0	2	.000	53	78	.679	65	95	160	18	78								
Jackson (TOT)	56	1690	239	632	.378	26	80	.325	139	169	.822	53	171	224	163	139								
Jackson (CLE)	39	1140	162	415	.390	10	42	.238	66	84	.786	36	109	145	113	97								
Gatling	74	1670	329	733	.449	28	92	.304	156	228	.684	99	292	391	61	185								
Weatherspoon	82	2774	347	692	.501	0	0	---	230	291	.790	223	573	796	103	171								
Harpring	56	1615	238	524	.454	13	52	.250	134	165	.812	90	152	242	102	161								
Mihm	59	1166	173	391	.442	0	1	.000	100	126	.794	106	174	280	16	156								
Person	44	958	128	292	.438	34	84	.405	24	30	.800	11	119	130	64	62								
Langdon	65	1116	135	313	.431	51	124	.411	68	76	.895	12	77	89	81	114								
Traylor	70	1212	161	324	.497	0	2	.000	80	141	.567	124	176	300	63	204								
Coles	47	804	91	239	.381	2	16	.125	48	56	.857	9	39	48	138	87								
Henderson	55	961	102	262	.389	1	8	.125	30	46	.652	19	71	90	79	101								
Brown (TOT)	26	339	40	95	.421	0	3	.000	22	34	.647	8	46	54	11	37								
Brown (CLE)	20	265	31	75	.413	0	1	.000	16	24	.667	5	31	36	6	27								
Johnson (TOT)	53	511	53	152	.349	1	5	.200	23	33	.697	10	34	44	78	62								
Johnson (CLE)	28	232	27	81	.333	1	2	.500	11	16	.688	7	14	21	44	21								
Reid	6	39	2	5	.400	0	0	---	6	8	.750	5	3	8	1	4								
Knight	6	93	2	15	.133	0	0	---	5	6	.833	1	6	7	25	17								
Bohannon	6	19	2	4	.500	0	0	---	4	4	1.000	3	4	7	0	4								
Hawkins	10	76	3	9	.333	2	4	.500	0	0	---	2	3	5	13	13								
Robinson	1	1	0	0	---	0	0	---	0	0	---	0	0	0	0	0								
Cavaliers	82	19830	2890	6532	.442	220	659	.334	1561	2040	.765	1015	2440	3455	1708	1904								
Opponents	82	19830	2927	6582	.445	422	1155	.365	1633	2125	.768	990	2400	3390	1880	1810								

Season Leaders (min. 50 games)

Scoring Leaders			Rebounding Leaders			Assist Leaders		
1	Andre Miller	15.8 ppg	1	C. Weatherspoon	9.7 rpg	1	Andre Miller	8.0 apg
2	Lamond Murray	12.8 ppg	2	Chris Gatling	5.3 rpg	2	Jim Jackson	2.9 apg
3	Jim Jackson	11.5 ppg	3	Chris Mihm	4.8 rpg	3	Matt Harpring	1.8 apg



2000-01 Top Row (Left to Right): Ryan Pittman (Assistant Trainer/Equipment), Shane Garman (Video Coordinator), Bob Ocieпка (Assistant Coach), Keith Smart (Assistant Coach), Mike Woodson (Assistant Coach), Lamond Murray, Clarence Weatherspoon, Chris Mihm, Zydrunas Ilgauskas, Chris Gatling, Robert Traylor, Chuck Brown, Larry Nance (Special Assistant), Jim Boland (President), Warren Thaler (Board of Directors), John Graham (Board of Directors), Dick Watson (Chief Legal Counsel)
Bottom Row (Left to Right): Stan Kellers (Strength Trainer), Matt Harpring, Cedric Henderson, Trajan Langdon, Bimbo Coles, Randy Wittman (Head Coach), Gordon Gund (Owner), Jim Paxson (General Manager), Wesley Person, Andre Miller, Anthony Johnson, Jim Jackson, Brian Sifferlin (Assistant Trainer).

2000-01

Cleveland Cavaliers Results

Date	Opponent	W/L	Cle	Opp	Record	Cavaliers High Scorer	Opponent High Scorer	Attend.
10/31	@New Jersey	W	86	82	1-0	Murray 17	Williams 20	14,505
11/1	Sacramento (2 OT)	W	102	100	2-0	Murray 18	Webber 27	17,695
11/4	Boston	W	91	89	3-0	Gatling 16	Walker 25	18,392
11/8	@New York	W	99	97	4-0	Coles 17	Houston 25	19,763
11/10	@Toronto	L	88	115	4-1	Gatling 17	Carter 32	19,800
11/11	Washington	W	86	73	5-1	Ilgaukas 21	Hamilton 16	17,336
11/14	Golden State	W	96	86	6-1	Murray 24	Jamison 25	13,691
11/15	@Philadelphia	L	98	107	6-2	Weatherspoon 24	Lynch 23	16,328
11/17	@Milwaukee	L	76	89	6-3	Murray 19	Allen 23	13,874
11/21	Detroit	W	117	98	7-3	Langdon 31	Stackhouse 32	12,683
11/22	@Miami	W	86	67	8-3	Miller 13	Mason 16	14,755
11/24	Miami	W	85	80	9-3	Weatherspoon 16	Jones 19	20,562
11/25	@Charlotte	L	98	109	9-4	Murray 30	Mashburn 30	13,791
11/28	Boston	L	72	87	9-5	Ilgaukas, Miller 12	Walker 28	14,879
12/1	@Detroit	L	93	103	9-6	Ilgaukas 17	Barros 16	15,323
12/2	Philadelphia	L	78	112	9-7	Gatling 13	Iverson 27	20,562
12/5	Charlotte	W	71	66	10-7	Miller 20	Campbell 16	14,544
12/6	@Chicago	W	92	88	11-7	Weatherspoon 23	Mercer 34	21,395
12/9	Atlanta	W	97	90	12-7	Murray 18	Terry 32	15,766
12/12	Dallas	W	92	87	13-7	Ilgaukas 24	Nash 21	12,577
12/15	@Indiana	W	103	95	14-7	Ilgaukas 24	Rose 24	16,966
12/16	Utah	W	99	92	15-7	Miller 22	Stocton 16	18,571
12/20	@San Antonio	L	77	94	15-8	Gatling 18	Ferry 16	17,336
12/22	@Miami	L	95	103	15-9	Miller 28	Jones 31	15,854
12/23	@Orlando	L	92	111	15-10	Harpring 22	Amaechi 26	14,160
12/26	@Charlotte (OT)	L	110	115	15-11	Miller 30	Wesley 32	14,442
12/28	Milwaukee	L	89	107	15-12	Murray 22	Allen/Cassell 23	18,225
12/29	@Atlanta	W	97	85	16-12	Murray 22	Terry 28	11,680
1/2	Houston	L	95	100	16-13	Murray 24	Rogers 22	14,032
1/3	@Milwaukee	L	83	88	16-14	Gatling/Mihm 18	Allen 25	13,817
1/6	Philadelphia	L	103	107	16-15	Miller 22	Iverson 54	20,562
1/8	New Jersey	W	92	90	17-15	Murray 22	Marbury 27	12,332
1/10	@Sacramento	L	103	108	17-16	Gatling 38	Webber 30	17,317
1/12	@L.A. Lakers	L	98	101	17-17	Murray 25	O'Neal 34	18,997
1/13	@Vancouver	L	107	119	17-18	Gatling 27	Dickerson 32	12,540
1/15	@Golden State	W	107	101	18-18	Weatherspoon 22	Jamison 26	15,289
1/16	@Portland	L	83	103	18-19	Weatherspoon 17	Wells 22	19,980
1/19	@Denver	L	88	91	18-20	Miller 17	McDyess 20	17,058
1/22	Portland	W	84	58	19-20	Miller 18	Augmon/Smith/Wallace 12	16,388
1/24	Chicago	W	94	86	20-20	Murray 26	Brand 22	15,503
1/27	Atlanta	L	90	101	20-21	Jackson/Miller 18	Terry 20	20,562
1/29	@Washington	L	89	95	20-22	Miller 14	Howard 24	12,721
1/30	L.A. Lakers	L	96	102	20-23	Miller 25	Bryant 47	20,053
2/1	Minnesota	L	81	90	20-24	Gatling 15	Brandon 27	13,904
2/3	Detroit (OT)	L	81	88	20-25	Mihm/Miller 14	Smith 22	19,635
2/4	@Boston	L	82	103	20-26	Miller 17	Walker 36	14,638
2/7	San Antonio	L	89	107	20-27	Miller/Weatherspoon 16	Duncan 33	13,324
2/13	Toronto	L	105	120	20-28	Weatherspoon 21	Carter 33	15,079
2/15	@Dallas	L	81	102	20-29	Jackson/Miller 14	Finley/Nowitzki 17	14,265
2/17	@Houston	L	80	92	20-30	Miller 29	Francis 35	12,706
2/19	Chicago	W	85	84	21-30	Gatling 15	Hoiberg 20	14,614
2/21	L.A. Clippers	L	94	100	21-31	Weatherspoon 18	Odum 23	11,231
2/23	Indiana	L	90	92	21-32	Jackson 23	Miller 25	19,360
2/25	@Detroit	W	101	94	22-32	Murray 19	Stackhouse 35	12,144
2/27	@Toronto	L	89	101	22-33	Miller/Murray 16	Carter 32	17,202
3/1	Seattle (OT)	L	99	101	22-34	Murray 21	Payton 27	11,937
3/2	@Orlando	L	94	120	22-35	Miller 22	McGrady 36	14,768
3/4	Miami	L	79	91	22-36	Miller/Murray14	Mason 23	14,078
3/6	@Chicago	L	74	87	22-37	Harpring 16	Fizer 17	20,903
3/7	Washington	L	83	88	22-38	Murray 21	Hamilton/Richmond 17	11,742
3/9	@Indiana	L	84	99	22-39	Miller/Mihm 15	Rose 35	17,502
3/11	Milwaukee	W	124	110	23-39	Person 24	Robinson 32	13,235
3/13	@New York	L	79	98	23-40	Gatling 13	Houston 20	19,763
3/14	Orlando	L	87	97	23-41	Harpring 19	Garnity/Miller 18	12,943
3/16	Charlotte	W	114	109	24-41	Harpring 28	Wesley 26	16,827
3/18	@Minnesota	L	76	91	24-42	Person 13	Garnett 21	18,718
3/20	New York	L	75	110	24-43	Murray 22	Houston 39	16,527
3/22	Vancouver	W	109	95	25-43	Person/Murray 19	Bibby/Dickerson 19	12,168
3/24	Denver	W	117	105	26-43	Miller 24	McDyess 32	16,519
3/26	@Seattle	L	86	104	26-44	Person 15	Payton 21	12,656
3/28	@Phoenix	L	94	103	26-45	Miller 22	Kidd 29	18,312
3/30	@Utah	L	88	95	26-46	Miller 24	Malone 33	19,772
3/31	@L.A. Clipper	L	97	104	26-47	Miller 19	Piatkowski 20	15,544
4/4	Toronto	L	94	97	26-48	Weatherspoon 22	Carter 32	15,414
4/6	@Philadelphia	L	88	96	26-49	Murray 16	Mutombo 27	20,767
4/7	Phoenix	L	98	102	26-50	Harpring/Weatherspoon 20	Marion 25	18,910
4/10	Orlando	W	101	78	27-50	Murray 19	McGrady 21	15,215
4/11	@Atlanta	L	102	107	27-51	Weatherspoon 22	Terry 38	12,842
4/13	@New Jersey	W	97	91	28-51	Miller 26	Van Horn 23	16,770
4/15	@Washington	W	106	98	29-51	Miller 20	Alexander 30	11,668
4/16	New York	W	80	78	30-51	Miller 19	Sprewell 21	15,908
4/18	Indiana (OT)	L	101	105	30-52	Murray 22	O'Neal 30	17,290

2001-02

Season Highlights

Final Record: 29-53

Finished: 7th Place in Division

Head Coach: John Lucas

On June 19, John Lucas was hired as the 13th head coach in franchise history...first round pick DeSagana Diop was diagnosed with a stress reaction in the second metatarsal of his left foot on Sept. 18...acquired Ricky Davis and Brian Skinner on Oct. 26 in a three-way trade...on Dec. 3, Zydrunas Ilgauskas was taken off the Injured List...Andre Miller was named Player of the Week for week ending Dec. 9...Chris Mihm was selected to participate in the Rookie Challenge as a sophomore...Miller was again named Player of the Week for week ending Feb. 17, becoming the first Cavalier in history to be named Player of the Week two times in one season...on March 12, Miller was selected to the USA Basketball 2002 Men's World Championship Team...Miller became the first Cavalier in franchise history to lead the league in assists, averaging 10.9 per game.

Final Statistics

2001-02	Field Goals					3-Point FG			Free Throws			Rebounds													
PLAYER	G	MIN	FGM	FGA	PCT	FGM	FGA	PCT	FTM	FTA	PCT	OFF	DEF	REB	AST	PF	DQ	STL	BLK	PTS	AVG	HI			
Murray	71	2312	430	986	.436	101	238	.424	215	263	.817	81	291	372	157	148	1	70	43	1176	16.6	40			
Miller	81	3023	474	1045	.454	22	87	.253	365	447	.817	108	271	379	882	228	1	126	34	1335	16.5	37			
Person	78	2793	467	944	.495	143	322	.444	99	124	.798	50	244	294	173	93	0	77	37	1176	15.1	33			
Davis	82	1954	376	781	.481	11	35	.314	196	248	.790	63	180	243	178	145	0	69	23	959	11.7	35			
Ilgauskas	62	1329	241	567	.425	0	5	.000	208	276	.754	136	198	334	70	187	4	17	84	690	11.1	26			
Jones	81	2142	287	640	.448	52	168	.310	45	68	.662	125	365	490	116	184	3	75	46	671	8.3	28			
Hill	26	810	71	182	.390	0	1	.000	67	103	.650	79	195	274	23	102	3	17	13	209	8.0	16			
Mihm	74	1659	221	526	.420	3	7	.429	124	179	.693	133	259	392	24	260	7	18	89	569	7.7	20			
Langdon	44	477	70	176	.398	27	74	.365	42	46	.913	13	42	55	60	49	0	13	5	209	4.8	24			
Doleac	42	705	78	187	.417	0	0	---	38	46	.826	47	121	168	25	98	4	15	11	194	4.6	17			
Stith	50	665	70	188	.372	24	68	.353	44	52	.846	20	65	85	42	42	0	29	6	208	4.2	20			
Skinner	65	1107	88	162	.543	0	0	---	48	79	.608	93	188	281	17	130	1	24	61	224	3.4	11			
Coles	47	693	56	146	.384	4	20	.200	33	37	.892	12	43	55	107	59	0	13	4	149	3.2	13			
Trepagnier	12	77	7	23	.304	0	1	.000	4	7	.571	3	9	12	12	8	0	8	4	18	1.5	8			
Diop	18	109	12	29	.414	0	0	---	1	5	.200	5	12	17	5	19	0	1	10	25	1.4	6			
Cavaliers	82	19855	2948	6582	.448	387	1026	.377	1529	1980	.772	968	2483	3451	1891	1752	24	572	470	7812	95.3	123			
Opponents	82	19855	3053	6678	.457	473	1200	.394	1506	2014	.748	928	2382	3310	1989	1638	13	602	459	8085	98.6	128			

Season Leaders (min. 50 games)

Scoring Leaders			Rebounding Leaders			Assist Leaders		
1	Lamond Murray	16.6 ppg	1	Jumaine Jones	6.1 rpg	1	Andre Miller	10.9 apg
2	Andre Miller	16.5 ppg	2	Zydrunas Ilgauskas	5.4 rpg	2	Wesley Person	2.2 apg
3	Wesley Person	15.1 ppg	3	Chris Mihm	5.3 rpg	3	Lamond Murray	2.2 apg



2001-02 Top Row (Left to Right): Mark Cashman (Equipment Manager/Travel Coordinator), Andrew Sloan (Video Coordinator), Ron Ekker (Assistant Coach), Keith Smart (Assistant Coach), Jerry Eaves (Assistant Coach), Chuck Person (Associate Coach), Jumaine Jones, Tyrone Hill, Chris Mihm, Zydrunas Ilgauskas, DeSagana Diop, Michael Doleac, Brian Skinner, Earl Patton (Assistant Director, Player Relations/Player Development), Jim Boland (President/CEO/COO), Warren Thaler (Secretary), John Graham (Board of Directors), Dick Watson (Chief Legal Counsel)

Bottom Row (Left to Right): Stan Kellers (Strength and Conditioning Coach) Ricky Davis, Jeff Trapagnier, Trajan Langdon, Bimbo Coles, John Lucas (Head Coach), George Gund III (Vice Chairman), Gordon Gund (Chairman), Jim Paxson (Senior Vice President/General Manager), Wes Person, Andre Miller, Bryant Stith, Lamond Murray, Max Benton (Head Trainer)

2001-02

Cleveland Cavaliers Results

Date	G	Opponent	W/L	Score	Home	Road	Total	Cavaliers High Scorer	Opponent High Scorer	Attend.
10/30	1	Boston	L	89-108	0-1	0-0	0-1	Langdon/Person 13	Pierce 29	17,748
10/31	2	@ Charlotte	L	94-100	0-1	0-1	0-2	Miller 22	Davis 33	9,002
11/2	3	@ Miami	W	90-83	0-1	1-1	1-2	Miller 30	Mourning 17	15,208
11/3	4	Orlando	L	69-99	0-2	1-1	1-3	Miller 20	McGrady 22	16,930
11/6	5	Sacramento	L	99-115	0-3	1-1	1-4	Murray 22	Stojakovic 32	14,584
11/7	6	@ New York	L	64-82	0-3	1-2	1-5	Miller 15	Houston/Spewell 14	19,763
11/10	7	@ New Jersey	L	84-87	0-3	1-3	1-6	Murray 21	Martin 18	5,631
11/13	8	@ Minnesota	W	107-103	0-3	2-3	2-6	Miller 29	Garnett 28	13,605
11/14	9	Dallas	L	94-107	0-4	2-3	2-7	Jones 20	Nowitzki 28	12,414
11/16	10	@ San Antonio	L	91-105	0-4	2-4	2-8	Murray 18	Duncan 27	19,222
11/17	11	@ Memphis	L	93-98	0-4	2-5	2-9	Murray 27	Battier 20	13,874
11/21	12	Memphis	W	101-94	1-4	2-5	3-9	Person 24	Gasol 26	10,804
11/23	13	@ Philadelphia	L	68-79	1-4	2-6	3-10	Mihm 15	Iverson 27	20,691
11/24	14	Miami (OT)	W	100-96 (OT)	2-4	2-6	4-10	Person 25	Jones 27	14,051
11/27	15	Washington	W	94-75	3-4	2-6	5-10	Davis 18	Jordan 18	20,562
11/29	16	Atlanta	L	96-105	3-5	2-6	5-11	Murray 21	Kukoc 24	11,262
12/1	17	Charlotte	W	93-81	4-5	2-6	6-11	Miller/Person 19	Nailon 20	12,498
12/4	18	Detroit	W	100-88	5-5	2-6	7-11	Miller 34	Williamson 19	13,375
12/7	19	@ New Jersey	L	84-96	5-5	2-7	7-12	Murray 24	Kittles 23	8,209
12/8	20	Denver	W	109-99	6-5	2-7	8-12	Murray 33	Lenard 17	13,092
12/11	21	@ Houston	W	107-102	6-5	3-7	9-12	Ilgauskas 22	Mobley 33	9,849
12/13	22	@ Dallas	L	82-102	6-5	3-8	9-13	Murray 23	Finley 22	17,408
12/15	23	Philadelphia	L	91-94	6-6	3-8	9-14	Person 28	Iverson 40	20,231
12/18	24	Chicago	W	102-84	7-6	3-8	10-14	Person 22	Mercer 23	12,389
12/19	25	@ Boston	L	98-104	7-6	3-9	10-15	Miller 36	Walker 33	12,705
12/21	26	@ Miami (OT)	W	86-81 (OT)	7-6	4-9	11-15	Jones 18	Jones 24	15,381
12/22	27	Indiana	L	103-109	7-7	4-9	11-16	Miller/Person 20	O'Neal 38	12,449
12/26	28	New Jersey	L	89-91	7-8	4-9	11-17	Mihm 19	Kidd 27	11,394
12/28	29	New York	W	98-88	8-8	4-9	12-17	Jones 28	Houston 28	14,283
12/29	30	@ Chicago	L	80-103	8-8	4-10	12-18	Mihm 13	Mercer 15	16,342
1/2	31	Golden State	W	113-98	9-8	4-10	13-18	Murray 40	Jamison 24	10,403
1/4	32	@ Toronto	L	91-101	9-8	4-11	13-19	Davis 15	Carter 34	19,800
1/5	33	@ Detroit	L	91-101	9-8	4-12	13-20	Ilgauskas 20	Stackhouse 29	15,194
1/7	34	Portland	L	72-98	9-9	4-12	13-21	Ilgauskas 11	Davis 20	11,032
1/10	35	@ Denver	L	91-96	9-9	4-13	13-22	Murray 17	LeFrentz 29	13,589
1/11	36	@ Seattle	L	100-102	9-9	4-14	13-23	Person 24	Baker 32	17,072
1/13	37	@ Portland	L	64-96	9-9	4-15	13-24	Murray 16	Wells 18	17,944
1/15	38	@ Sacramento	L	102-109	9-9	4-16	13-25	Murray 22	Stojakovic 36	17,317
1/16	39	@ Golden State	L	88-117	9-9	4-17	13-26	Mihm 20	Hughes 20	10,243
1/18	40	@ L.A. Clippers	L	103-109	9-9	4-18	13-27	Murray/Miller 24	Brand 24	17,798
1/21	41	Miami (OT)	L	93-95 (OT)	9-10	4-18	13-28	Person 19	Jones 27	11,977
1/24	42	@ Washington	L	85-94	9-10	4-19	13-29	Person 19	Jordan 40	20,674
1/26	43	Boston	L	101-108	9-11	4-19	13-30	Miller 25	Walker 31	18,129
1/29	44	Minnesota	W	114-81	10-11	4-19	14-30	Person 27	Garnett 14	14,783
1/31	45	Washington	L	92-93	10-12	4-19	14-31	Person 21	Jordan 26	20,562
2/2	46	Detroit	L	107-115	10-13	4-19	14-32	Davis 28	Stackhouse 23	17,476
2/5	47	@ Orlando	L	98-108	10-13	4-20	14-33	Person 21	McGrady 29	15,118
2/6	48	Houston	W	111-109	11-13	4-20	15-33	Miller 31	Mobley 29	12,442
2/12	49	Toronto	W	99-81	12-13	4-20	16-33	Miller 22	Clark 18	15,589
2/13	50	@ Milwaukee	W	115-107	12-13	5-20	17-33	Person 33	Robinson 32	15,836
2/16	51	@ Chicago	W	114-101	12-13	6-20	18-33	Murray 37	Fizer 23	18,012
2/18	52	Utah	L	92-103	12-14	6-20	18-34	Murray 25	Malone 35	12,773
2/21	53	L.A. Lakers	L	97-104	12-15	6-20	18-35	Murray 23	Bryant 32	20,562
2/22	54	@ Indiana	W	103-93	12-15	7-20	19-35	Miller 27	B. Miller 21	16,241
2/24	55	Orlando	W	111-96	13-15	7-20	20-35	Davis 27	Hudson 24	16,092
2/26	56	Seattle	L	89-109	13-16	7-20	20-36	Person 22	Payton 24	10,951
2/28	57	San Antonio (OT)	W	114-107 (OT)	14-16	7-20	21-36	Miller 37	Duncan 35	15,481
3/2	58	@ Atlanta	L	81-84	14-16	7-21	21-37	Murray 29	Kukoc 23	15,878
3/3	59	Milwaukee	L	91-101	14-17	7-21	21-38	Miller 17	Robinson 28	14,031
3/5	60	Atlanta	W	103-96	15-17	7-21	22-38	Murray 23	Terry 29	9,915
3/6	61	@ Philadelphia	L	76-85	15-17	7-22	22-39	Murray 22	Iverson 46	20,359
3/8	62	@ Milwaukee (OT)	W	115-109 (OT)	15-17	8-22	23-39	Miller 31	Robinson 28	18,717
3/10	63	L.A. Clippers	L	78-95	15-18	8-22	23-40	Langdon 17	Brand/Platkowski 17	12,283
3/13	64	@ Detroit	L	84-85	15-18	8-23	23-41	Miller 16	Atkins 19	14,124
3/16	65	@ New York	L	95-105	15-18	8-24	23-42	Murray 24	Houston 28	19,763
3/17	66	New York	W	104-99	16-18	8-24	24-42	Person 29	Thomas 33	14,085
3/19	67	New Jersey	W	100-97	17-18	8-24	25-42	Ilgauskas 26	Kidd 30	12,330
3/20	68	@ Boston	L	70-96	17-18	8-25	25-43	Person 17	Pierce 22	13,433
3/22	69	Toronto	L	80-94	17-19	8-25	25-44	Person 15	Peterson 18	17,847
3/25	70	@ Phoenix	L	96-102	17-19	8-26	25-45	Davis 23	Marion 29	18,055
3/26	71	@ L.A. Lakers	L	116-121	17-19	8-27	25-46	Davis 35	O'Neal 19	18,997
3/28	72	@ Utah	L	91-112	17-19	8-28	25-47	Davis 23	Kirilenko/Padgett 17	18,796
3/30	73	Charlotte	L	85-93	17-20	8-28	25-48	Davis 22	Davis 20	14,922
4/2	74	Phoenix	W	101-96	18-20	8-28	26-48	Davis 28	Marion 28	13,688
4/4	75	@ Orlando	L	101-105	18-20	8-29	26-49	Davis/Ilgauskas 21	McGrady 35	15,017
4/6	76	Chicago	W	120-101	19-20	8-29	27-49	Miller 23	Rose 30	20,342
4/8	77	@ Indiana	W	111-99	19-20	9-29	28-49	Davis 32	Bender 20	15,673
4/10	78	Milwaukee	W	106-81	20-20	9-29	29-49	Person 23	Robinson 21	13,824
4/12	79	@ Charlotte	L	100-112	20-20	9-30	29-50	Langdon 24	Wesley 30	12,564
4/13	80	@ Atlanta (2 OT)	L	123-128 (2OT)	20-20	9-31	29-51	Miller 27	Terry 43	15,282
4/16	81	Indiana	L	95-99	20-21	9-31	29-52	Miller 21	O'Neal 34	16,591
4/17	82	@ Toronto	L	85-103	20-21	9-32	29-53	Murray 28	J. Williams/Peterson 22	19,800

2002-03

Season Highlights

Final Record: 17-65

Finished: 8th Place in Division

Head Coach: John Lucas 8-34
Keith Smart 9-31

On draft day, Cavaliers selected Dajuan Wagner (No. 6) and Carlos Boozer (No. 35)...acquired Darius Miles and Harold Jamison from the Los Angeles Clippers in exchange for Andre Miller and Bryant Stith...on Jan. 20, John Lucas was relieved of his duties as head coach and Keith Smart served as interim head coach...Zydrunas Ilgauskas was named an All-Star, the Cavaliers first since 1998...Carlos Boozer and Dajuan Wagner participated as rookies in the Rookie Challenge...Boozer won Rookie of the Month for April and finished the season ranked third in the NBA in field goal percentage (.536) and was named All-Rookie Second Team...on April 16, the Cavaliers revealed new colors (a new expression of Wine and Gold), logos, uniforms and court design for the 2003-04 season.

Final Statistics

2002-03 PLAYER	Field Goals					3-Point FG			Free Throws			Rebounds										PTS	AVG	HI
	G	MIN	FG	FGA	PCT	FG	FGA	PCT	FT	FTA	PCT	OFF	DEF	REB	AST	PF	DQ	STL	BLK					
Davis	79	3131	602	1470	.410	74	204	.363	348	465	.748	97	293	390	436	180	0	125	36	1626	20.6	45		
Ilgauskas	75	2432	495	1122	.441	0	5	.000	400	512	.781	240	371	611	127	274	4	56	152	1390	17.2	35		
Wagner	47	1385	223	605	.369	55	174	.316	128	160	.800	20	62	82	130	107	2	38	7	629	13.4	33		
Boozer	81	2049	331	618	.536	0	1	.000	148	192	.771	202	407	609	106	224	2	59	50	810	10.0	27		
Jones	70	2204	308	710	.434	111	314	.354	57	83	.687	106	299	405	112	176	1	67	22	784	9.8	25		
Miles	31	2008	263	642	.410	0	14	.000	92	155	.594	113	250	363	176	159	3	67	69	618	9.2	19		
Hill	71	855	85	197	.431	0	0	.000	33	45	.733	70	197	267	32	104	4	31	19	203	6.3	17		
Parker	50	1103	136	338	.402	38	118	.322	98	118	.831	29	90	119	162	106	1	48	12	408	6.2	21		
Mihm	37	809	116	287	.404	0	3	.000	76	105	.724	93	138	231	28	124	0	18	38	308	5.9	19		
Palacio	22	1976	162	388	.418	8	37	.216	65	87	.747	48	187	235	259	168	2	68	16	397	5.0	20		
Coles	44	516	34	119	.286	7	25	.280	27	34	.794	10	38	48	56	43	0	11	4	102	4.9	12		
Brown	57	168	27	59	.458	0	1	.000	11	14	.786	8	22	30	39	9	0	13	0	65	4.3	16		
Diop	22	943	54	154	.351	0	0	.000	11	30	.367	63	152	215	43	148	4	33	81	119	1.5	10		
Stewart	73	251	14	37	.378	0	0	.000	8	12	.667	19	36	55	6	42	0	2	15	36	0.8	5		
Cavaliers	82	19830	2850	6746	.422	293	896	.327	1502	2012	.747	1118	2542	3660	1712	1864	23	636	521	7495	91.4	133		
Opponents	82	19830	3072	6786	.453	428	1197	.358	1712	2219	.772	932	2491	3423	1972	1709	7	802	494	8284	101.0	140		

Season Leaders (min. 50 games)

Scoring Leaders			Rebounding Leaders			Assist Leaders		
1	Ricky Davis	20.6 ppg	1	Zydrunas Ilgauskas	7.5 rpg	1	Ricky Davis	5.5 apg
2	Zydrunas Ilgauskas	17.2 ppg	2	Carlos Boozer	7.5 rpg	2	Milt Palacio	3.2 apg
3	Carlos Boozer	10.0 ppg	3	Darius Miles	5.4 rpg	3	Darius Miles	2.6 apg



2002-03 Top Row (Left to Right): Mark Cashman (Equipment Manager/Travel Coordinator), Betsy McAllister (Video Coordinator), Ron Ekker (Assistant Coach), Mike Bratz (Director of Player Personnel), Clifford Ray (Assistant Coach), Carlos Boozer, DeSagana Diop, Chris Mihm, Zydrunas Ilgauskas, Darius Miles, Len Komoroski (President), Mark Stormes (CEO), John Graham (Board Member), Dick Watson (Chief Legal Counsel), Warren Thaler (Secretary), Earl Patton (Assistant Director, Player Relations/Development)
Bottom Row (Left to Right): George Pratt (Assistant Strength Coordinator), Stan Kellers (Strength and Conditioning Coordinator/Assistant Coach), Milt Palacio, Tierre Brown, Dajuan Wagner, Keith Smart (Interim Head Coach), Gordon Gund (Chairman), Jim Paxson (Sr. Vice President/General Manager), Ricky Davis, William "Smush" Parker, Jumaime Jones, Max Benton (Trainer), Aaron Brock (Assistant Trainer)

2002-03

Cleveland Cavaliers Results

Date	Opponent	W/L	Cle	Opp	Record	Cavaliers High Scorer	Opponent High Scorer	Attend.
10/29	@ Sacramento	L	67	94	0-1	Davis 17	Jones 18	17,317
10/30	@ L.A. Clippers	W	98	96	1-1	Davis 25	Olowokandi 18	16,822
11/1	@ Phoenix	L	74	78	1-2	Davis 21	Marion 21	16,133
11/5	L.A. Lakers	W	89	70	2-2	Davis 24	Bryant 15	19,833
11/6	@ Washington	L	100	107	2-3	Davis 27	Stackhouse 35	20,173
11/8	@ Philadelphia	L	84	108	2-4	Davis 31	Van Horn 28	17,626
11/9	Washington	L	79	93	2-5	Davis, Ilgauskas 19	Stackhouse 27	20,562
11/12	@ Indiana	L	75	95	2-6	Miles 19	Artest 22	14,877
11/13	Dallas	L	99	103	2-7	Ilgauskas 34	Finley 26	12,764
11/16	San Antonio	L	77	90	2-8	Davis 22	Bowen 14	10,031
11/18	@ San Antonio	L	78	104	2-9	Ilgauskas 25	Duncan 25	14,767
11/19	@ Houston	L	80	97	2-10	Ilgauskas 24	Mobley 19	8,984
11/22	@ New Jersey	L	79	120	2-11	Parker 18	Martin 21	12,014
11/23	New Orleans	L	84	97	2-12	Davis 24	Wesley 20	11,207
11/26	Sacramento	L	85	91	2-13	Davis 22	Webber 28	11,595
11/27	@ Milwaukee	L	80	112	2-14	Davis 23	Cassell 30	15,684
11/29	Philadelphia	L	99	106	2-15	Wagner 29	Iverson 29	18,129
11/30	@ Miami	L	79	85	2-16	Wagner 28	C. Butler 16	14,802
12/2	@ New York	L	93	125	2-17	Wagner 25	Houston 29	17,227
12/4	Chicago	W	111	101	3-17	Wagner 29	Rose 37	7,295
12/7	@ Chicago	L	104	112	3-18	Ilgauskas 28	Rose 27	17,877
12/9	Milwaukee (2OT)	L	133	140	3-19	Davis 45	Cassell 39	6,712
12/11	Toronto	W	96	83	4-19	Wagner 33	Lenard 24	9,090
12/13	@ Boston	L	100	115	4-20	Davis 42	Walker 33	14,678
12/14	Denver	W	111	104	5-20	Ilgauskas, Wagner 29	Posey 21	9,163
12/16	Seattle	L	98	111	5-21	Davis 20	Lewis 29	7,596
12/18	Detroit (OT)	L	106	111	5-22	Ilgauskas 29	Billups 23	7,925
12/20	@ Detroit (OT)	L	107	109	5-23	Davis 42	Hamilton 27	17,388
12/21	Boston	L	82	89	5-24	Wagner 25	Pierce 26	12,013
12/23	Miami	W	74	72	6-24	Davis 33	Grant 19	8,973
12/27	Indiana	L	89	113	6-25	Ilgauskas 21	Artest, Harrington 23	12,226
12/29	Phoenix	L	84	103	6-26	Davis 15	Stoudemire 19	9,410
12/30	@ New Jersey	L	88	102	6-27	Davis 24	Martin 28	14,491
1/3	@ Toronto	W	81	80	7-27	Davis 29	A. Williams 25	17,667
1/4	@ Chicago	L	79	85	7-28	Ilgauskas 27	Rose 19	21,236
1/6	Milwaukee	L	94	106	7-29	Davis 22	Allen 27	7,472
1/10	@ L.A. Lakers	L	99	115	7-30	Davis 27	O'Neal 26	18,997
1/12	@ Seattle	W	87	79	8-30	Davis 22	Payton 21	12,951
1/13	@ Portland	L	94	118	8-31	Davis 17	Patterson 20	17,513
1/15	@ Golden State	L	80	108	8-32	Davis 21	Jamison 24	11,017
1/17	@ Denver	L	80	97	8-33	Ilgauskas 26	Howard 25	14,214
1/18	@ Utah	L	78	95	8-34	Davis 25	Harping 22	19,886
1/21	Orlando	L	94	103	8-35	Ilgauskas 35	McGrady 35	9,675
1/25	Atlanta (OT)	L	101	102	8-36	Ilgauskas 19	Robinson 27	10,554
1/27	L.A. Clippers	W	104	100	9-36	Davis 32	Maggette 34	9,059
1/29	@ Orlando	L	108	113	9-37	Ilgauskas 22	McGrady 31	12,632
1/31	@ Atlanta	L	91	96	9-38	Ilgauskas 21	Robinson 20	9,704
2/2	Portland	L	95	114	9-39	Ilgauskas 20	Wallace 29	10,127
2/4	@ Washington	L	84	93	9-40	Wagner 19	Jordan 27	20,173
2/5	Houston	W	105	102	10-40	Davis 21	Taylor 30	11,940
2/11	@ Indiana	L	96	107	10-41	Jones 25	O'Neal 28	16,058
2/12	Minnesota	L	91	102	10-42	Davis 26	Garrett 26	9,190
2/16	Detroit	L	75	90	10-43	Davis 19	Hamilton 23	9,178
2/18	Chicago	L	101	107	10-44	Boozer 23	Rose 28	9,023
2/21	Philadelphia	L	99	119	10-45	Ilgauskas 19	Iverson 41	19,167
2/23	@ Philadelphia	L	103	116	10-46	Wagner 23	Iverson 23	20,702
2/25	New Jersey	W	93	90	11-46	Ilgauskas 29	Kidd 31	10,761
2/28	@ Minnesota	L	95	118	11-47	Miles, Wagner 16	Szczerbiak 25	15,279
3/2	Orlando	L	76	102	11-48	Davis, Wagner 14	McGrady 28	10,902
3/4	@ New York	L	80	89	11-49	Davis 24	Houston 25	18,748
3/5	Atlanta	L	105	111	11-50	Ilgauskas 27	Terry 24	9,118
3/7	@ New Orleans	L	76	102	11-51	Boozer 16	Magloire 20	14,150
3/8	Memphis	L	89	115	11-52	Davis 18	Gasol 27	10,339
3/11	Miami	L	75	77	11-53	Davis 19	Best 16	8,059
3/16	Utah	W	122	95	12-53	Davis 28	Harp., Massen. 20	11,578
3/18	@ Dallas	L	93	114	12-54	Ilgauskas 30	Nowitzki 28	19,952
3/19	@ Memphis	L	101	128	12-55	Boozer 27	Gasol 28	12,506
3/21	@ Orlando	L	85	109	12-56	Palacio 15	McGrady 39	15,548
3/23	New Jersey	W	93	88	13-56	Ilgauskas 29	Kidd 21	11,292
3/25	Golden State	W	124	103	14-56	Davis 28	Jamison 23	9,680
3/26	@ Toronto	L	83	89	14-57	Ilgauskas 25	Peterson 21	16,832
3/28	@ Boston	L	95	104	14-58	Davis 31	Pierce 27	18,624
3/29	Boston	L	106	110	14-59	Davis 38	Pierce 34	14,860
4/2	Indiana	L	82	103	14-60	Davis 27	Harrington 24	9,383
4/4	@ Milwaukee	L	93	95	14-61	Davis 26	Redd 22	15,039
4/5	New Orleans	W	79	76	15-61	Davis 17	Mashburn 23	11,996
4/8	Washington	L	91	100	15-62	Ilgauskas 23	Jordan 26	20,562
4/9	@ New Orleans	L	81	100	15-63	Jones 21	Mashburn 28	15,551
4/11	@ Atlanta	L	89	109	15-64	Brown 15	Glover 23	15,056
4/12	New York (OT)	W	104	99	16-64	Davis 37	Thomas 23	12,684
4/14	@ Detroit	L	88	89	16-65	Davis 25	Williamson 18	18,712
4/16	Toronto	W	96	86	17-65	Parker 17	Alston 23	20,251

Season Highlights

Final Record: 35-47

Finished: 5th Place in Division

Head Coach: Paul Silas

With the first pick in the 2003 NBA Draft, the Cavaliers selected LeBron James...on June 2, 2003, Paul Silas was named the 15th head coach in team history...Cleveland more than doubled its win total from the previous season (17 in 02-03 to 35 in 03-04)...James became the first Cavalier in franchise history and youngest player ever to be named NBA Rookie of the Year...he averaged 20.9 points, 5.5 rebounds and 5.9 assists per game on the season... James became just the third rookie in NBA history to average 20+ points, 5+ rebounds and 5+ assists (Oscar Robertson and Michael Jordan)...LeBron James was named to the NBA All-Rookie Team...James and Boozler participated in the NBA's Rookie Challenge...Cleveland acquired Jeff McInnis from Portland in exchange for Darius Miles on Jan. 21...in 31 games with McInnis as the starting point guard, the team went 20-11...James won all six Eastern Conference Rookie of the Month awards during the season...Carlos Boozler averaged 15.5 points and 11.4 rebounds to become the first Cavalier since the 94-95 season to average a double-double.

Final Statistics

2003-04		Field Goals					3-Point FG			Free Throws			Rebounds										PTS			AVG		HI
PLAYER	G	MIN	FG	FGA	PCT	FG	FGA	PCT	FT	FTA	PCT	OFF	DEF	REB	AST	PF	DO	STL	BLK	PTS	AVG	HI						
James	79	3122	622	1492	.417	63	217	.290	347	460	.754	99	333	432	465	149	0	130	58	1654	20.9	41						
Boozler	75	2592	471	900	.523	1	6	.167	219	285	.768	230	627	857	148	199	0	74	55	1162	15.5	32						
Davis	22	796	134	311	.431	17	48	.354	51	75	.680	18	103	121	111	51	1	25	8	368	15.3	23						
Ilgaukas	81	2539	466	965	.483	2	7	.286	303	406	.746	279	374	653	109	277	2	39	201	1237	15.3	31						
McInnis (TOT)	70	2365	334	747	.447	46	127	.362	114	143	.797	33	143	176	430	163	4	72	6	828	11.8	21						
McInnis (CLE)	31	1096	138	331	.417	31	80	.388	56	67	.836	17	65	82	234	69	2	36	4	363	11.7	21						
Williams (TOT)	71	1886	231	598	.386	35	127	.276	215	283	.760	65	221	286	120	180	0	70	9	712	10.0	22						
Williams (CLE)	50	1373	154	421	.366	24	95	.253	137	174	.787	44	147	191	95	128	0	48	8	469	9.4	22						
Miles	37	888	143	331	.432	5	30	.167	39	72	.542	48	119	167	80	84	0	25	27	330	8.9	26						
Mihm	22	391	59	127	.465	0	0	-	34	48	.708	47	93	140	10	58	1	9	22	152	6.9	21						
Wagner	44	708	112	306	.366	31	86	.360	32	47	.681	9	49	58	51	89	0	26	7	287	6.5	21						
Nailon (TOT)	57	780	147	327	.450	0	3	.000	47	58	.810	64	79	143	38	93	0	15	8	341	6.0	23						
Nailon (CLE)	22	397	73	162	.451	0	3	.000	24	30	.800	30	36	66	17	36	0	4	1	170	7.7	23						
Battie (TOT)	73	1478	170	384	.443	2	9	.222	66	89	.742	118	241	359	58	159	0	26	67	408	5.6	17						
Battie (CLE)	50	977	114	267	.427	1	8	.125	43	56	.768	79	162	241	37	104	0	18	47	272	5.4	17						
Brown (TOT)	55	969	117	254	.461	38	99	.384	17	27	.630	41	105	146	64	80	1	30	7	289	5.3	18						
Brown (CLE)	34	561	72	155	.465	26	67	.388	9	14	.643	23	55	78	39	42	0	13	5	179	5.3	13						
Ollie	82	1401	95	257	.370	4	9	.444	147	176	.833	23	147	170	234	119	0	51	8	341	4.2	12						
Newble	64	1245	108	276	.391	2	19	.105	36	46	.783	65	90	155	72	109	1	25	19	254	4.0	16						
Cleaves	4	92	7	23	.304	0	1	.000	1	2	.500	1	6	7	19	13	0	4	2	15	3.8	8						
Bremer	31	403	39	137	.285	19	66	.288	13	20	.650	7	26	33	39	27	0	18	4	110	3.5	20						
Kapono	41	427	52	129	.403	21	44	.477	20	24	.833	19	36	55	14	41	0	13	2	145	3.5	19						
Diop	56	730	57	147	.388	0	0	-	12	20	.600	72	127	199	34	116	1	26	51	126	2.3	8						
Sundov	4	29	3	9	.333	0	0	-	3	6	.500	2	8	10	0	7	0	0	0	9	2.3	4						
Stewart	8	76	3	7	.429	0	0	-	2	2	1.000	5	13	18	0	21	0	1	8	8	1.0	6						
Bourjome Bourjome (TOT)	9	26	1	5	.200	0	0	-	2	2	1.000	0	1	1	1	2	0	0	1	4	0.4	2						
McCoy	2	12	0	0	-	0	0	-	0	0	-	1	3	4	0	4	0	0	0	0	0.0	0						
Cavaliers	82	19855	2922	6753	.433	247	786	.314	1528	2030	.753	1111	2619	3373	1808	1743	0	585	537	7619	92.9	115						
Opponents	82	19855	2956	6759	.437	431	1162	.371	1491	1990	.749	971	2475	3446	1783	1656	8	635	434	7834	95.2	125						

Season Leaders (min. 50 games)

Scoring Leaders			Rebounding Leaders			Assist Leaders		
1	LeBron James	20.9 ppg	1	Carlos Boozer	11.4 rpg	1	Jeff McInnis	7.5 apg
2	Carlos Boozer	15.5 ppg	2	Zydrunas Ilgauskas	8.1 rpg	2	LeBron James	5.9 apg
3	Zydrunas Ilgauskas	15.3 ppg	3	LeBron James	5.5 rpg	3	Kevin Ollie	2.9 apg



2003-04 Top Row (Left to Right) Mark Cashman (Equipment Manager/Travel Coordinator), Stan Kellers (Strength and Conditioning Coach), Betsy McAllister (Video Coordinator), Christian Stamatēs (Assistant Trainer), Mark Benton (Head Trainer), Len Komoroski (President), Lee Nailon, Carlos Boozar, Zydrunas Iglaukas, Tony Battie, DeSagana Diop, Ruben Boumtje Boumtje, Earl Patton (Director of Basketball Administration/Player Development), John Graham (Board Member), Dick Watson (Chief Legal Counsel), Warren Thaler (Secretary), Mark Stormes (CEO), Marvin Cross (Director of Security)
Bottom Row (Left to Right) Stephen Silas (Assistant Coach), Mark Osowski (Assistant Coach), Kevin Ollie, Dajuan Wagner, Kedrick Brown, Jeff McInnis, Paul Silas (Head Coach), Gordon Goud (Chairman), Jim Paxson (President and General Manager), Ira Newble, LeBron James, Eric Williams, Jason Kapono, Bob Donewald (Assistant Coach), Wes Wilcox (Advantage Scout)

2003-04

Cleveland Cavaliers Results

Date	Opponent	W/L	Cle	Opp	Record	Cavaliers High Scorer	Opponent High Scorer	Attend.
10/29	@ Sacramento	L	93	106	0-1	James 25	Stojakovic 22	17,317
10/30	@ Phoenix	L	86	95	0-2	Davis 22	Stoudemire 25	18,422
11/1	@ Portland	L	85	104	0-3	Ilgauskas 21	Randolph 21	20,610
11/5	Denver	L	89	93	0-4	Ilgauskas 23	Boykins 18	20,562
11/7	@ Indiana	L	90	91	0-5	James 23	Artest 21	18,345
11/8	Washington	W	111	98	1-5	Davis / Miles 26	Arenas/Hayes 22	17,706
11/10	New York	W	94	80	2-5	Mihm 19	Houston 22	16,422
11/12	@ Miami	L	83	88	2-6	Ilgauskas 20	Jones 25	15,329
11/14	@ Boston	L	82	91	2-7	Ilgauskas 22	Pierce 19	18,624
11/15	Philadelphia (OT)	W	91	88	3-7	Ilgauskas 28	Iverson/Jackson 19	20,562
11/18	L.A. Clippers	W	103	95	4-7	Davis 27	Drobniak 20	16,176
11/19	@ Washington	L	95	106	4-8	James 28	Arenas 25	19,705
11/21	Minnesota	L	83	97	4-9	James 19	Spewell 31	19,269
11/22	@ Atlanta	L	83	92	4-10	Ilgauskas 21	Abdur-Rahim 26	19,445
11/26	@ New Orleans	L	72	82	4-11	Ilgauskas 20	Davis 26	16,410
11/28	@ Detroit	L	88	92	4-12	Davis 25	Hamilton 44	22,076
11/29	Memphis (OT)	L	115	122	4-13	James 33	Gasol 37	18,102
12/2	@ Denver	L	103	115	4-14	James 19	Anthony 26	19,610
12/3	@ L.A. Clippers	L	80	90	4-15	Ilgauskas 24	Richardson 25	17,445
12/6	Atlanta	W	95	85	5-15	Ilgauskas 19	Abdur-Rahim 43	17,390
12/9	Toronto	L	93	100	5-16	James 18	Carter 22	16,939
12/11	Detroit	W	95	86	6-16	Boozier 28	Hamilton 19	15,115
12/13	Boston	L	98	105	6-17	James 37	Pierce 41	17,353
12/15	@ Indiana	L	85	95	6-18	James 27	O'Neal 24	14,951
12/17	Houston	L	85	89	6-19	Ilgauskas 19	Mobley/Francis 18	14,567
12/19	@ Philadelphia	W	88	81	7-19	James 36	Robinson 18	20,761
12/20	@ Chicago	W	95	87	8-19	James 32	Crawford 16	22,282
12/23	New Orleans	W	97	85	9-19	James 22	Davis 27	16,609
12/25	@ Orlando (OT)	L	101	113	9-20	James 34	McGrady 41	17,283
12/26	Chicago	L	80	87	9-21	James 18	Crawford 30	20,562
12/28	Portland	W	86	74	10-21	James 32	Randolph 20	18,109
12/30	Indiana	L	89	92	10-22	James 22	O'Neal 21	18,648
1/2	@ New Jersey	L	83	97	10-23	Boozier 16	Kidd 26	19,968
1/6	New York	W	107	96	11-23	Ilgauskas 24	Van Horn 20	15,277
1/7	@ Toronto	L	69	75	11-24	James 21	Marshall/Carter 14	19,874
1/9	@ Boston	L	82	107	11-25	James 19	Pierce 30	18,624
1/12	@ L.A. Lakers	L	79	89	11-26	Ilgauskas 19	Cook/Payton 13	18,997
1/13	@ Seattle	W	104	96	12-26	James 27	Allen 25	17,072
1/15	@ Golden State	L	102	119	12-27	James 29	Robinson 35	19,602
1/17	@ Utah (OT)	W	102	96	13-27	Boozier 32	Kirilenko 27	19,622
1/20	Seattle	W	99	94	14-27	Boozier 32	Lewis 27	14,048
1/22	Sacramento	L	89	95	14-28	Wagner 20	Stojakovic 37	17,720
1/24	Philadelphia	W	95	87	15-28	Williams 20	Iverson 32	20,562
1/26	Orlando	W	99	98	16-28	Boozier 23	McGrady 36	14,382
1/28	Miami	W	94	93	17-28	Ilgauskas 30	James 16	14,433
1/30	@ Milwaukee	L	95	101	17-29	James 20	Redd 24	18,717
2/1	@ Washington	W	104	100	18-29	James 38	Hayes 20	15,541
2/3	@ Detroit	W	85	82	19-29	Boozier 21	Billups 19	22,076
2/4	L.A. Lakers	L	106	111	19-30	James 32	O'Neal 37	20,562
2/6	@ Minnesota (OT)	L	92	103	19-31	McInnis 21	Garnett 35	19,212
2/7	Washington	L	88	106	19-32	Boozier 19	Arenas 26	20,562
2/9	Boston	W	97	89	20-32	James 24	Pierce 32	15,146
2/11	New Jersey	L	85	105	20-33	Williams 14	Kittles 27	15,074
2/18	Dallas	L	98	114	20-34	Boozier 24	Finley 23	18,349
2/20	San Antonio	W	89	87	21-34	James 32	Duncan/Ginobili 21	20,562
2/22	@ New York	W	92	86	22-34	Ilgauskas 31	Marbury 30	19,763
2/23	New Orleans	W	104	100	23-34	Boozier 24	Davis 34	17,093
2/25	@ Houston	L	84	90	23-35	Ilgauskas/McInnis 17	Mobley 22	18,184
2/27	@ Orlando	W	112	107	24-35	James 30	McGrady 35	17,283
3/1	@ Chicago (OT)	L	81	92	24-36	Ilgauskas 29	Hinrich 22	19,203
3/3	Atlanta	W	112	80	25-36	James 24	Jackson 20	20,562
3/5	@ New Orleans	W	88	85	26-37	James 19	Davis 26	17,795
3/6	Milwaukee	W	106	97	27-36	Ilgauskas 29	Redd 18	20,562
3/8	@ Atlanta	W	108	102	28-36	James 34	Jackson 30	14,050
3/10	@ Toronto	W	106	92	29-36	Ilgauskas 30	Carter 19	17,459
3/14	Indiana	W	107	104	30-36	James 26	O'Neal 32	20,562
3/16	Chicago	W	111	87	31-36	Ilgauskas 24	Crawford 17	17,776
3/19	Utah	L	88	97	31-37	Ilgauskas 24	Bell 23	20,562
3/21	Detroit	L	76	96	31-38	Boozier 21	Billups 18	20,562
3/23	Phoenix	L	86	103	31-39	James 25	Johnson 31	19,024
3/26	@ Philadelphia	L	71	86	31-40	James 16	Salmons 22	20,084
3/27	New Jersey	W	107	104	32-40	James 41	Jefferson 35	20,562
3/29	@ San Antonio	L	93	101	32-41	Ilgauskas/James 18	Ginobili 21	18,797
3/30	@ Dallas	L	109	126	32-42	James 28	Mowitzi 35	20,575
4/2	@ Milwaukee	L	89	107	32-43	Boozier 26	Redd 23	17,813
4/3	Golden State	L	100	103	32-44	James 34	Richardson 35	20,562
4/6	Toronto	L	86	87	32-45	James 21	Carter 32	20,071
4/7	@ Memphis	L	74	92	32-46	Wagner 18	Posey 35	19,351
4/9	@ Miami	L	91	106	32-47	James 24	Wade 20	20,213
4/10	Miami	W	91	80	33-47	McInnis 16	Wade 17	20,562
4/12	Milwaukee	W	93	89	34-47	James 27	Mason 25	20,562
4/14	@ New York	W	100	90	35-47	McInnis 19	Marbury 27	19,763

2004-05

Season Highlights

Final Record: 42-40

Finished: 4th Place in Division

Head Coach: Paul Silas 34-30
Brendan Malone 8-10

LeBron James averaged a then-franchise best 27.2 points, 7.4 rebounds and 7.2 assists, becoming just the fifth player in NBA history to post averages of 27.0 points, 7.0 rebounds and 7.0 assists...James also became the second player in franchise history to be named an All-Star starter...On March 1, the NBA approved the purchase of the Cleveland Cavaliers by an investor group led by Dan Gilbert, chairman and founder of Quicken Loans...prior to the season on June 20th, Eric Snow was acquired from Philadelphia for Kedrick Brown and Kevin Ollie and on July 23rd, Drew Gooden, Steven Hunter and Anderson Varejao were acquired from Orlando in exchange for Tony Battie and two future second-round picks...Cavs improved their win total by seven games from the season prior by winning 42 games, including going 29-12 at home...Zydrunas Ilgauskas was named an All-Star for the second time in his career...Gooden set career highs in points (14.4), rebounds (9.2), assists (130), steals (77) and blocks (76)...Paul Silas was relieved as head coach on March 21 and Assistant Coach Brendan Malone coached the final 18 games...James was named to the All-NBA Second Team.

Final Statistics

2004-05 PLAYER	G	MIN	Field Goals			3-Point FG			Free Throws			Rebounds			AST	PF	DQ	STL	BLK	PTS	AVG	HI	
			FG	FGA	PCT	FG	FGA	PCT	FT	FTA	PCT	OFF	DEF	REB									
James	80	3388	795	1684	472	108	308	351	477	636	.750	111	477	588	577	146	1	177	52	2175	27.2	56	
Ilgauskas	78	2615	458	979	468	2	7	286	402	503	.799	299	373	672	100	313	7	53	165	1320	16.9	35	
Gooden	82	2523	464	943	492	5	28	179	251	310	.810	207	546	753	130	233	2	77	76	1184	14.4	33	
McInnis	76	2651	377	915	412	91	264	345	130	160	.813	32	125	157	391	177	1	56	1	975	12.8	26	
Weisch (TOT)	71	1317	149	371	402	34	110	309	129	169	.763	26	141	167	103	121	1	44	5	461	6.5	24	
Weisch (CLE)	16	192	12	51	235	2	11	182	20	28	.714	6	22	28	19	16	0	5	0	46	2.9	6	
Newble	74	1832	182	424	429	19	53	358	55	69	.797	78	142	220	91	144	1	50	18	438	5.9	20	
Traylor	74	1327	177	399	444	0	8	000	55	102	.539	136	196	332	61	215	2	54	50	409	5.5	22	
Varejao	54	863	99	193	513	0	2	.000	68	127	.535	109	148	257	27	122	0	41	38	266	4.9	14	
Pavlovic	65	862	120	276	435	30	78	385	44	64	.688	15	56	71	49	121	0	29	4	314	4.8	17	
Harris	73	1128	118	299	395	21	65	323	56	69	.812	39	82	121	49	68	0	27	6	313	4.3	16	
Wagner	11	102	18	55	327	5	26	192	3	4	.750	0	2	2	13	15	0	5	0	44	4.0	9	
Snow	81	1844	125	327	382	13	45	289	59	80	.738	37	118	155	317	189	0	67	16	322	4.0	16	
Jackson	10	43	10	27	370	4	6	.667	5	6	.833	2	4	6	3	4	0	0	0	29	2.9	7	
Williams	19	152	12	41	293	0	1	.000	9	11	.818	15	15	30	8	30	0	4	6	33	1.7	6	
Moiso (TOT)	20	120	9	18	500	0	1	.000	10	13	.769	10	27	37	1	13	0	3	6	28	1.4	5	
Moiso (CLE)	4	27	3	5	600	0	0	.000	0	0	.000	0	1	6	7	1	4	0	1	2	6	1.5	4
Diop	39	306	20	69	290	0	2	.000	0	5	.000	30	40	70	15	53	0	8	27	40	1.0	6	
Cavaliers	82	19855	2990	6687	447	300	904	332	1634	2174	.752	1117	2352	3469	1851	1850	14	654	461	7914	96.5	114	
Opponents	82	19855	2913	6444	452	422	1122	376	1601	2135	.750	938	2324	3262	1737	1770	12	549	419	7849	95.7	128	

Season Leaders (min. 50 games)

Scoring Leaders			Rebounding Leaders			Assist Leaders		
1	LeBron James	27.2 ppg	1	Drew Gooden	9.2 rpg	1	LeBron James	7.2 apg
2	Zydrunas Ilgauskas	16.9 ppg	2	Zydrunas Ilgauskas	8.6 rpg	2	Jeff McInnis	5.1 apg
3	Drew Gooden	14.4 ppg	3	LeBron James	7.4 rpg	3	Eric Snow	3.9 apg



2004-05 Top Row (Left to Right): Stephen Silas (Assistant Coach), Kenny Natt (Assistant Coach), Betsy McAllister (Video Coordinator), Mark Cashman (Equipment Manager/Travel Coordinator), Stan Kellers (Assistant Coach/Strength & Conditioning Coordinator), Max Benton (Head Athletic Trainer), LeBron James, Drew Gooden, Scott Williams, Zydrunas Ilgauskas, DeSagana Diop, Anderson Varejao, Robert Traylor, Jim Boland (Vice Chairman), John Graham (Board Member), Dick Watson (Chief Legal Counsel), Warren Thaler (Secretary), Mark Stormes (CEO), Brendan Malone (Assistant Coach), Len Komoroski (President)
Bottom Row (Left to Right): Mike Mancias (Assistant Trainer), Earl Patton (Director of Basketball Administration/Player Development), Luke Jackson, Ira Newble, Jeff McInnis, Jim Paxson (President and General Manager), Gordon Gund (Chairman), Paul Silas (Head Coach), Sasha Pavlovic, Lucious Harris, Eric Snow, Marvin Cross (Director of Team Security), C.J. Stamatatos (Assistant to Strength & Conditioning Coach)

2004-05

Cleveland Cavaliers Results

Date	Opponent	W/L	Cle	Opp	Record	Cavaliers High Scorer	Opponent High Scorer	Attend.
11/3	Indiana (2OT)	L	104	109	0-1	Ilgauskas 35	Artest 31	19,730
11/4	@Miami	L	86	92	0-2	Gooden 24	Wade 28	20,235
11/6	@Milwaukee	L	88	102	0-3	James 31	Redd 28	17,863
11/9	@Atlanta	W	93	79	1-3	Ilgauskas 27	Walker 22	19,624
11/10	Phoenix (OT)	W	114	109	2-3	James 38	Marion 22	15,190
11/13	Washington	W	105	74	3-3	James 24	Arenas 25	16,105
11/15	Golden State	W	99	88	4-3	James 33	Richardson 27	20,562
11/18	@Charlotte	W	106	89	5-3	James 19	Kapono 16	14,706
11/20	Charlotte	W	100	84	6-3	James 25	Wallace 15	18,045
11/21	@New York	L	88	98	6-4	Gooden 25	Crawford 24	19,763
11/24	Detroit	W	92	76	7-4	James 43	Hamilton 28	19,192
11/26	@Boston	W	98	96	8-4	Gooden 27	Pierce 25	18,624
11/27	Chicago	W	96	74	9-4	James 26	Curry 20	19,763
11/29	@L.A. Clippers	L	82	94	9-5	James 22	Brand 30	16,465
12/1	@Phoenix	L	101	120	9-6	McInnis 26	Three with 21	14,795
12/2	@Denver	W	92	73	10-6	James 17	Anthony 14	19,152
12/4	Toronto	W	105	97	11-6	Gooden/James 27	Alston 20	19,205
12/7	New Jersey	W	103	97	12-6	James 27	Jefferson 27	16,556
12/8	@Chicago	L	85	113	12-7	James 19	Gordon 21	15,374
12/11	@San Antonio	L	97	116	12-8	Gooden 28	Duncan 34	18,797
12/13	@Memphis	W	92	86	13-8	James 31	Gasol 19	15,516
12/15	Portland	W	112	88	14-8	James 25	Miles 21	17,897
12/16	@Detroit	L	69	81	14-9	Gooden 18	Hamilton 21	22,076
12/18	Boston (OT)	L	107	114	14-10	James 31	Pierce 34	18,904
12/21	Minnesota	W	107	97	15-10	James 26	Garnett 26	19,094
12/22	@New Jersey	L	90	92	15-11	James 23	Jefferson 42	16,327
12/26	New Orleans	W	100	91	16-11	James 22	Nailon 18	20,562
12/28	@Atlanta	W	111	102	17-11	James 40	Harrington 31	19,445
12/29	Houston	L	87	98	17-12	Gooden 21	McGrady 34	20,562
1/3	@Charlotte	W	94	83	18-12	James 26	Rush 19	12,690
1/5	Atlanta	W	101	85	19-12	Ilgauskas 28	Walker 26	17,881
1/8	New York	W	104	79	20-12	James 22	T.Thomas 17	20,562
1/11	Charlotte (OT)	W	100	98	21-12	James 29	Brezec/Wallace 18	18,494
1/13	@L.A. Lakers	L	94	98	21-13	James 28	Odum 24	18,997
1/15	@Utah	W	84	71	22-13	James 27	Three with 12	19,572
1/16	@Seattle	L	97	105	22-14	James 35	Allen 27	17,072
1/19	@Portland	W	107	101	23-14	James 27	Van Exel 28	16,398
1/20	@Sacramento	L	96	123	23-15	James 18	Webber 27	17,317
1/22	@Golden State	W	105	87	24-15	James 28	Richardson 22	19,624
1/24	Washington	L	97	106	24-16	James 31	Arenas 30	17,002
1/26	Memphis	W	114	111	25-16	Gooden/James 27	Miller 28	17,057
1/28	@New York	L	96	99	25-17	Ilgauskas 24	Marbury/Crawford 22	19,763
1/30	Milwaukee	W	104	87	26-17	Gooden 33	Redd 23	18,094
2/1	@Orlando	L	102	105	26-18	James 28	Francis 30	15,092
2/3	@Miami	L	88	100	26-19	James 31	O'Neal 26	19,968
2/5	Orlando	W	101	92	27-19	James 30	Hill 17	20,562
2/8	Toronto	W	104	91	28-19	Ilgauskas 23	Rose 21	17,036
2/11	Denver	L	101	106	28-20	James 35	Boykins 20	20,562
2/13	L.A. Lakers	W	103	89	29-20	Ilgauskas 30	Bryant 26	20,562
2/16	Atlanta	W	111	89	30-20	James 28	Walker 21	16,540
2/17	@Minnesota	L	88	94	30-21	James 26	Szczerbialak 26	18,122
2/23	Chicago	W	100	91	31-21	Ilgauskas 33	Gordon 21	20,562
2/25	@Indiana	L	82	106	31-22	James 21	Jackson 28	18,345
2/27	@New Jersey	L	98	104	31-23	James 28	Carter 34	18,452
2/28	San Antonio	L	92	94	31-24	Ilgauskas 26	Duncan 20	18,216
3/2	Seattle	L	86	103	31-25	James 32	Allen 31	17,522
3/4	@Philadelphia	L	89	98	31-26	James 34	Iverson 31	20,883
3/6	Miami	L	82	102	31-27	James 23	E. Jones 19	20,562
3/8	Orlando	W	111	92	32-27	Gooden/James 23	Francis 21	18,148
3/13	Indiana	W	98	86	33-27	James 35	Miller 29	20,562
3/15	Utah	W	92	73	34-27	James 36	Kirilenko 14	19,794
3/16	@Milwaukee	L	88	96	34-28	James 34	Redd 32	17,624
3/18	Philadelphia	L	81	93	34-29	James 16	Iverson 31	20,562
3/20	@Toronto	L	98	105	34-30	James 56	Rose 30	19,800
3/22	Detroit	W	91	76	35-30	James 29	R. Wallace 25	20,562
3/24	@Houston	L	80	99	35-31	Gooden 20	McGrady 31	18,208
3/26	@Dallas	L	86	117	35-32	James 19	Finley 26	20,435
3/28	@New Orleans (OT)	W	109	108	36-32	James 44	Smith 22	16,118
3/29	L.A. Clippers	W	94	84	37-32	James 22	Maggette 26	20,562
3/31	@Chicago (OT)	L	90	102	37-33	Gooden 27	Gordon 21	22,678
4/1	Sacramento	L	109	128	37-34	James 35	Three with 22	20,562
4/3	Dallas	W	100	80	38-34	James 37	Nowitzki 21	20,562
4/5	New Jersey	L	80	111	38-35	James 24	Carter 27	18,668
4/6	@Indiana	L	77	98	38-36	James 20	Jackson 23	17,260
4/8	@Philadelphia	L	98	103	38-37	James 37	Jackson 24	20,800
4/9	Milwaukee	W	98	81	39-37	James 40	Redd 26	20,562
4/11	@Orlando	W	114	106	40-37	James 33	Francis/Howard 23	13,273
4/14	New York	L	89	95	40-38	James 27	Crawford 25	20,562
4/15	@Washington	L	111	119	40-39	James 38	Arenas 33	20,173
4/17	@Detroit	L	87	90	40-40	James 37	Hamilton 19	22,076
4/19	Boston	W	100	86	41-40	James 32	Walker 22	20,562
4/20	@Toronto	W	104	95	42-40	James 27	Rose 25	19,800

2005-06

Season Highlights

Final Record: 50-32

Finished: 2nd Place in Division

Head Coach: Mike Brown

Danny Ferry was named general manager on June 27...The Cavaliers won 50 games for the first time since the 1992-93 season and made their first playoff appearance since 1998...Cleveland finished the playoffs with a 7-6 (.538) record as they topped Washington in six games in the first round and fell to Detroit in seven games in the Eastern Conference Semifinals...LeBron James averaged 30.8 points, 8.1 rebounds and 5.8 assists per game during the playoffs as he joined Oscar Robertson as the only two players to average at least 30.0 points, 8.0 rebounds and 5.0 assists in a single postseason...Mike Brown became the winningest first-year head coach in team history and became just the third Cavaliers' head coach to lead his team to the playoffs in his first season...during the regular season, LeBron James became just the fourth player in NBA history to average at least 31.0 points, 7.0 rebounds and 6.0 assists for an entire season joining Oscar Robertson, Jerry West and Michael Jordan...Cleveland acquired Flip Murray on Feb. 23 from Seattle...in 28 games with the Cavaliers, Murray averaged 13.5 points...the Cavaliers went 31-10 at home...James was named First Team All-NBA and became the youngest All-Star Game MVP in NBA History (21 years, 55 days old).

Final Statistics

2005-06 PLAYER	G	MIN	Field Goals			3-Point FG			Free Throws			Rebounds			AST	PF	DQ	STL	BLK	PTS	AVG	HI
			FG	FGA	PCT	FG	FGA	PCT	FT	FTA	PCT	OFF	DEF	REB								
James	79	3361	875	1823	480	127	379	.335	601	814	.738	75	481	556	521	181	0	123	66	2478	31.4	52
Ilgaukas	78	2283	450	889	506	0	5	.000	317	380	.834	245	346	591	91	280	5	38	136	1217	15.6	29
Hughes	36	1281	192	469	409	28	76	.368	146	193	.756	26	135	161	131	117	0	53	21	558	15.5	37
Murray (TOT)	76	2112	321	768	418	37	141	.262	172	242	.711	33	120	153	197	133	0	68	11	851	11.2	29
Murray (CLE)	28	1027	142	317	448	20	65	.308	73	104	.702	15	52	67	77	64	0	38	7	377	13.5	25
Gooden	79	2174	334	652	512	1	3	.333	176	258	.682	237	428	665	56	190	2	52	49	845	10.7	23
Marshall	81	2077	265	671	395	128	395	.324	92	123	.748	105	387	492	60	160	0	59	41	750	9.3	25
Jones	82	2089	190	491	387	140	371	.377	32	50	.640	14	119	133	169	112	0	37	1	552	6.7	22
Snow	82	2351	163	399	409	1	10	.100	64	93	.688	38	160	198	346	218	4	76	19	391	4.8	14
Varejao	48	760	79	150	527	0	1	.000	61	119	.513	77	158	235	19	118	2	31	19	219	4.6	14
Pavlovic	53	813	87	212	410	35	96	.365	32	49	.653	16	64	80	25	103	3	19	6	241	4.5	21
Jackson	36	315	29	85	341	12	36	.333	26	33	.788	16	24	40	25	30	0	11	2	96	2.7	14
Graham (TOT)	22	175	21	54	389	2	10	.200	14	15	.933	5	22	27	7	31	0	5	2	58	2.6	9
Graham (CLE)	13	117	14	33	424	0	1	.000	8	9	.889	4	13	17	3	23	0	3	2	36	2.8	8
Henderson	51	531	47	91	516	0	0	---	33	49	.673	60	77	137	10	58	0	9	12	127	2.5	16
Hamilton	11	46	7	13	538	0	0	---	11	16	.688	3	8	11	0	4	0	3	0	25	2.3	6
Newble	36	353	17	57	298	3	13	.231	11	16	.688	21	35	56	9	47	0	5	10	48	1.3	8
Wilks	37	243	17	59	288	2	14	.143	6	12	.500	6	21	27	18	27	0	8	1	42	1.1	6
Andriuskevicius	6	9	0	1	000	0	0	---	0	0	---	1	3	4	0	1	0	2	0	0	0.0	0
Cavaliers	82	19830	2908	6412	454	497	1465	.339	1689	2318	.729	959	2511	3470	1560	1733	16	567	392	8002	97.6	124
Opponents	82	19830	2949	6481	455	459	1291	.356	1462	1970	.742	807	2421	3228	1666	1842	19	540	357	7819	95.4	120

Season Leaders (min. 50 games)

Scoring Leaders			Rebounding Leaders			Assist Leaders		
1	LeBron James	31.4 ppg	1	Drew Gooden	8.4 rpg	1	LeBron James	6.6 app
2	Zydrunas Ilgauskas	15.6 ppg	2	Zydrunas Ilgauskas	7.6 rpg	2	Eric Snow	4.2 app
3	Larry Hughes	15.5 ppg	3	LeBron James	7.0 rpg	3	Larry Hughes	3.6 app



2005-06 Top Row (Left to Right): Mark Cashman (Equipment Manager/Travel Coordinator), C.J. Stamatess (Assistant to Strength & Conditioning Coach), Mike Mancias (Assistant Trainer), Stan Kellers (Assistant Coach/Strength & Conditioning Coordinator), Marvin Cross (Director of Team Security), Max Benton (Head Athletic Trainer), Hank Egan (Assistant Coach), Kenny Natt (Assistant Coach), Melvin Hunt (Assistant Coach), Michael Malone (Assistant Coach), Donyell Marshall, Martynas Andriuskevicius, Zydrunas Ilgauskas, Anderson Varejao, Alan Henderson, Sasha Pavlovic, David Katzman (Vice Chairman), Lance Blanks (Assistant General Manager), Steve Cicurel (Ownership Team), Chris Grant (Assistant General Manager), Ken Sneed (Strength & Conditioning Intern), Betsy McAllister (Video Coordinator), Bryant Moore (Advance Scout/Video Coordinator), Tom Bialaszewski (Video Coordinator Intern), Wes Wilcox (Advance Scout)
Bottom Row (Left to Right): Drew Gooden, Luke Jackson, Flip Murray, Damon Jones, LeBron James, Mike Brown (Head Coach), Dan Gilbert (Majority Owner), Danny Ferry (General Manager), Larry Hughes, Eric Snow, Ira Newble, Stephen Graham

2005-06

Cleveland Cavaliers Results

Date	Opponent	W/L	Cle	Opp	Record	Cavaliers High Scorer	Opp. High Scorer	Attend.
11/2	NO/Okla. City	W	109	87	1-0	James 31	Claxton 16	20,562
11/4	@San Antonio	L	76	102	1-1	James 20	Duncan 21	18,797
11/5	@Memphis	L	106	113	1-2	James 36	Gasol 29	17,368
11/7	@Toronto	W	105	93	2-2	James 27	Bosh 26	18,281
11/9	Seattle	W	112	85	3-2	James 31	Allen 28	19,564
11/11	Memphis	W	89	70	4-2	James 16	E.Jones 15	16,554
11/13	@Orlando	W(OT)	108	100	5-2	James 26	Francis 22	15,414
11/15	Washington	W	114	99	6-2	James 37	Jamison 26	17,685
11/18	Orlando	W	102	84	7-2	Ilgauskas 22	Francis 21	18,591
11/19	@Philadelphia	W	123	120	8-2	Hughes 37	Iverson 37	18,908
11/22	Boston	W	115	93	9-2	James 36	Davis 27	17,139
11/24	@Indiana	L	76	98	9-3	James 19	Artest 21	17,243
11/26	Minnesota	L	85	89	9-4	James 38	Garnett 26	20,562
11/30	L.A. Clippers	W(OT)	112	105	10-4	Ilgauskas 29	Brand 33	18,209
12/2	@Seattle	L	108	115	10-5	James 34	Lewis 26	17,072
12/3	@L.A. Clippers	L	90	102	10-6	James 30	Brand 30	18,369
12/6	@ Sacramento	W	102	97	11-6	James 30	Abdur-Rahim 25	17,317
12/9	New Jersey	L	100	109	11-7	James 32	Carter 38	18,177
12/10	@Milwaukee	L	106	111	11-8	James 52	Ford 24	18,717
12/13	Atlanta	L	94	100	11-9	James 39	Harrington 20	17,114
12/15	Denver	W	94	85	12-9	James 26	Anthony 23	17,182
12/17	Miami	W	115	107	13-9	James 41	Wade 33	20,562
12/20	Utah	W	110	85	14-9	James 25	Gircock 16	19,543
12/22	@Chicago	W	108	100	15-9	James 37	Gordon 22	21,874
12/23	Indiana	W	94	89	16-9	Gooden 21	O'Neal 34	18,757
12/26	Chicago	W	102	91	17-9	James 32	Duhon, Chandler, Nocioni 15	20,562
12/27	@New Jersey	L	91	96	17-10	James 31	Jefferson 28	20,098
12/31	Detroit	W	97	84	18-10	James 30	Hamilton, R. Wallace 21	20,562
1/4	@Milwaukee	W	91	84	19-10	James 32	Redd 28	15,785
1/5	Houston	L	81	90	19-11	James 32	McGrady 34	18,019
1/7	Milwaukee	W	96	88	20-11	James 35	Redd 32	19,840
1/10	New York	L	84	92	20-12	James 36	Crawford 26	18,064
1/12	@L.A. Lakers	L	98	99	20-13	Ilgauskas 29	Bryant 27	18,997
1/14	@Phoenix	L	106	115	20-14	James 46	Marion 25	18,422
1/15	@Portland	L	87	89	20-15	James 29	Patterson, Randolph 16	19,383
1/18	@Denver	L	89	90	20-16	James 24	Boyskins, Anthony 17	19,099
1/20	@Golden State	L	79	99	20-17	Gooden 16	Dunleavy, Richardson 22	20,205
1/21	@Utah	W	108	90	21-17	James 51	Okur 20	19,340
1/24	Indiana	W	96	66	22-17	James 23	Jackson 17	19,069
1/25	@Atlanta	W	106	97	23-17	James 38	Johnson 24	16,089
1/27	@Indiana	W	93	89	24-17	James 30	Granger 21	18,345
1/29	Phoenix	W	113	106	25-17	James 44	Nash 24	20,562
1/30	@Charlotte	W	103	91	26-17	James 30	Anderson 14	17,142
2/1	New Jersey	W	91	85	27-17	James 26	Carter 29	19,460
2/2	@Miami	L	73	101	27-18	James 29	Wade 24	20,168
2/4	Philadelphia	L	95	100	27-19	James 31	Iverson 34	20,562
2/6	Milwaukee	W	89	86	28-19	James 22	Simmons 21	19,126
2/8	@Minnesota	W	97	91	29-19	James 35	Davis 33	17,093
2/10	@Washington	L	89	101	29-20	James 18	Arenas 32	20,173
2/11	Golden State	L	91	99	29-21	James 33	Richardson 31	20,562
2/13	San Antonio	W	101	87	30-21	James 44	Duncan 19	19,486
2/15	@Boston	W(2OT)	113	109	31-21	James 43	Pierce 50	17,915
2/21	Orlando	W	105	92	32-21	James 26	Howard 23	20,562
2/22	@Philadelphia	L	107	116	32-22	James 33	Iverson 29	20,196
2/24	Washington	L	94	102	32-23	James 25	Arenas 26	20,562
2/26	@Detroit	L	78	90	32-24	James 22	Billups 21	22,076
2/27	Detroit	L	72	84	32-25	James 26	R. Wallace 24	19,286
3/1	Sacramento	L	90	97	32-26	Ilgauskas, James, Murray 19	Thomas 22	17,363
3/2	@Chicago	W	92	91	33-26	James 33	Hinrich 25	20,726
3/5	Chicago	W	91	72	34-26	James 37	Gordon 17	20,562
3/7	Toronto	W	106	99	35-26	Murray 24	James 31	18,077
3/8	@Toronto	W	98	97	36-26	James 35	Pertson 31	19,800
3/10	@Orlando	L	73	102	36-27	James 25	Arroyo 17	17,283
3/12	@Miami	L	92	98	36-28	James 47	Wade 35	20,268
3/14	@Dallas	L	87	91	36-29	James 36	Nowitzki 30	20,425
3/17	Portland	W	99	84	37-29	James 27	Telfair 24	20,562
3/19	L.A.Lakers	W	96	95	38-29	James 29	Bryant 38	20,562
3/22	Charlotte	W(OT)	120	118	39-29	James 37	Felton 30	18,550
3/24	Boston	W	94	82	40-29	James 36	Pierce 24	20,562
3/26	@Houston	W(OT)	104	102	41-29	James 36	Yao 27	16,839
3/29	Dallas	W	107	94	42-29	James 46	Nowitzki 29	19,401
4/1	Miami	W	106	99	43-29	James 47	Wade 44	20,562
4/2	@Charlotte	W	101	97	44-29	James 35	Felton 20	18,491
4/4	Philadelphia	W	124	91	45-29	James 37	Iverson 38	18,581
4/5	@New York	L	94	96	45-30	James 36	Crawford 37	19,763
4/8	@New Jersey	W	108	102	46-30	James 37	Carter 33	19,048
4/10	@NO/Okla. City	W	103	101	47-30	James 32	Paul 22	19,187
4/12	@Detroit	L	73	96	47-31	James 22	R. Wallace 16	22,076
4/13	New York	W	91	87	48-31	Hughes 26	Robinson 32	20,562
4/16	@Washington	L	92	104	48-32	James 17	Arenas 35	18,405
4/17	@Boston	W	93	88	49-32	Hughes 21	Allen 23	18,624
4/19	Atlanta	W	100	99	50-32	Murray 19	J. Smith 21	20,562

2006-07

Season Highlights

Final Record: 50-32

Finished: 2nd Place in Division

Head Coach: Mike Brown

The Cavaliers reached the NBA Finals for the first time in franchise history as they topped the Washington Wizards, New Jersey Nets and Detroit Pistons to claim the team's first Eastern Conference Championship...Cleveland finished the playoffs with a 12-8 (.600) record, which set a franchise record for playoff wins in a season as well as home wins in a playoff season (7-3)...LeBron James scored a then franchise playoff-high 48 points, including 29 of the Cavs final 30 points as the Cavs defeated the Pistons 109-107 in double overtime in Game 5 at Detroit...Cleveland became just the third team all-time to rally from a 2-0 series deficit in the conference finals to win a seven-game series as the Cavaliers defeated the Pistons 4-2 to win the East...the Cavaliers posted at least 50 wins for the second consecutive season for just the second time in franchise history...LeBron James, the leading vote-getter among all players for the 2007 NBA All-Star game, averaged 27.3 points, 6.7 rebounds and 6.0 assists...Cleveland finished 20-21(.488) on the road...Cleveland won 30 games (30-11) at home, marking the seventh time in team history that the Cavs posted at least 30 wins at home in a season...Daniel Gibson connected on 52-124 (.419) three-pointers as a rookie, the third most by a rookie in team history.

Final Statistics

2006-07 PLAYER	G	MIN	Field Goals			3-Point FG			Free Throws			Rebounds			AST	PF	DQ	STL	BLK	PTS	AVG	HI
			FG	FGA	PCT	FG	FGA	PCT	FT	FTA	PCT	OFF	DEF	TOT								
James	78	3190	772	1621	.476	99	310	.319	489	701	.698	83	443	526	470	171	1	125	55	2132	27.3	41
Hughes	70	2596	381	953	.400	74	222	.333	209	309	.676	41	226	267	256	164	1	89	26	1045	14.9	33
Ilgauskas	78	2130	385	793	.485	0	1	.000	155	192	.807	242	357	599	123	257	4	48	98	925	11.9	27
Gooden	80	2238	371	784	.473	1	6	.167	142	199	.714	263	418	681	88	210	2	70	28	885	11.1	31
Pavlovic	67	1534	222	490	.453	60	148	.405	100	126	.794	23	135	158	105	145	2	55	17	604	9.0	25
Marshall	81	1360	209	493	.424	95	271	.351	53	80	.663	86	237	323	46	130	0	39	43	566	7.0	29
Varejao	81	1932	191	401	.476	0	9	.000	165	268	.616	191	354	545	75	269	2	76	52	547	6.8	17
Da. Jones	60	1173	137	355	.386	89	231	.385	30	44	.682	9	57	66	94	53	0	16	2	393	6.6	29
Gibson	60	988	98	231	.424	52	124	.419	28	39	.718	28	64	92	69	94	1	23	8	276	4.6	19
Snow	82	1929	135	324	.417	0	4	.000	72	113	.637	35	153	188	330	185	0	55	16	342	4.2	18
Brown	23	202	28	74	.378	7	25	.280	10	14	.714	6	15	21	10	24	0	7	3	73	3.2	14
Newble	15	129	16	37	.432	8	15	.533	6	10	.600	13	17	30	2	17	0	6	0	46	3.1	12
Wesley	35	352	22	75	.293	9	38	.237	20	28	.714	3	32	35	37	32	0	12	4	73	2.1	11
Pollard	24	109	11	26	.423	0	0	—	2	4	.500	15	16	31	3	27	0	4	1	24	1.0	4
Dw. Jones	4	18	0	1	.000	0	0	—	3	6	.500	1	5	6	0	3	0	0	0	3	0.8	3
CAVALIERS	82	19880	2978	6658	.447	494	1404	.352	1484	2133	.696	1039	2529	3568	1708	1781	13	625	353	7934	96.8	124
OPPONENTS	82	19880	2838	6337	.448	405	1231	.329	1539	2096	.734	807	2461	3268	1649	1804	14	540	349	7620	92.9	118

Season Leaders (min. 50 games)

Scoring Leaders			Rebounding Leaders			Assist Leaders		
1	LeBron James	27.3 ppg	1	Drew Gooden	8.5 rpg	1	LeBron James	6.0 app
2	Larry Hughes	14.9 ppg	2	Zydrunas Ilgauskas	7.7 rpg	2	Eric Snow	4.0 app
3	Zydrunas Ilgauskas	11.9 ppg	3	LeBron James	6.7 rpg	3	Larry Hughes	3.7 app



2006-07 Bottom Row (From left to right): Max Benton (Head Athletic Trainer), Sasha Pavlovic, Damon Jones, Daniel Gibson, Eric Snow, Mike Brown (Head Coach), Dan Gilbert (Majority Owner), Danny Ferry (General Manager), David Wesley, Shannon Brown, Larry Hughes, LeBron James, Ira Newble, Mike Mancias (Assistant Athletic Trainer)
Top Row (From left to right): Wes Wilcox (Advance Scout), Mark Cashman (Equipment Manager/Travel Coordinator), Stan Kellers (Assistant Coach/Strength and Conditioning Coordinator), Ken Sneed (Assistant to Strength and Conditioning Coach), Marvin Cross (Directory of Team Security), Hank Egan (Assistant Coach), Michael Malone (Assistant Coach), Donyell Marshall, Dwayne Jones, Scott Pollard, Zydrunas Ilgauskas, Anderson Varejao, Drew Gooden, Chris Jent (Director of Player Development/Assistant Coach), Kenny Natt (Assistant Coach), Melvin Hunt (Assistant Coach), Chris Grant (Assistant General Manager), Bryant Moore (Scout/Video Coach), Steve Hetzel (Video Coordinator), George Sibel (Physical Therapist), Lance Blanks (Assistant General Manager)

2006-07

Cleveland Cavaliers Results

Date	Opponent	W/L	Cle	Opp	Record	Cavaliers High Scorer	Opp. High Scorer	Attend.
11/1	Washington	W	97	94	1-0	Hughes 27	Butler 23	20,562
11/3	@ San Antonio	W	88	81	2-0	James 35	Duncan 25	18,797
11/4	@ Charlotte	L	88	92	2-1	Gooden 21	Felton 23	19,147
11/7	Atlanta (OT)	L	95	104	2-2	James 34	J. Johnson 25	20,562
11/9	Chicago	W	113	94	3-2	Gooden 20	Hinrich 20	19,947
11/11	Boston	W	94	93	4-2	James 38	Pierce 19	20,562
11/13	@ New York	W	102	96	5-2	James, Da. Jones 29	Robinson 19	18,468
11/15	Portland	W	100	87	6-2	James 32	Randolph 26	20,096
11/17	Minnesota	W	92	76	7-2	James 37	Garnett 14	20,562
11/18	@ Washington	L	99	111	7-3	James 20	Arenas 45	20,173
11/21	Memphis	W	97	94	8-3	Gooden 22	Atkins 17	20,562
11/22	@ Toronto	L	87	95	8-4	James 30	Bosh 25	19,800
11/24	@ Indiana	L	87	97	8-5	James 30	O'Neal 29	18,165
11/25	Philadelphia	W	108	95	9-5	James 25	Iverson 31	20,562
11/29	New York	L	98	101	9-6	James 27	Richardson 27	20,192
12/1	@ Atlanta	W	106	95	10-6	James 31	J. Johnson 31	19,650
12/2	@ Houston	L	63	81	10-7	James 21	Yao 24	18,260
12/6	Toronto	W	95	91	11-7	James 26	Parker, Bosh 18	20,119
12/9	Indiana	W	107	75	12-7	James 27	Armstrong 13	20,562
12/11	@ NO/Oklahoma City	L	89	95	12-8	Varejao 17	Paul 30	19,164
12/13	Charlotte	W	104	101	13-8	James 22	Morrison 16	20,562
12/15	Seattle	W	106	84	14-8	Hughes 25	Wilcox 20	20,562
12/16	@ Orlando	L	74	81	14-9	James 29	Hill 21	17,451
12/20	@ New Jersey	L	111	113	14-10	James 37	Carter 38	17,270
12/21	Detroit	L	71	87	14-11	James 26	Billups 17	20,562
12/23	Orlando	W	86	83	15-11	James 32	Howard 17	20,562
12/27	@ Atlanta	W	89	76	16-11	James 27	Pachulia 22	19,467
12/29	Milwaukee	W	109	99	17-11	James 32	Redd 24	20,562
12/30	@ Chicago	L	96	103	17-12	James 33	Deng 32	22,965
1/2	San Antonio	W	82	78	18-12	James 19	Parker 26	20,214
1/3	@ Boston	W	107	104	19-12	James 32	Allen 22	18,624
1/5	@ Milwaukee	W	95	86	20-12	Gooden 31	Redd 26	18,717
1/6	New Jersey	W	96	91	21-12	Hughes, Gooden 21	Moore, Carter 18	20,562
1/9	@ Sacramento	W	108	98	22-12	James 34	Bibby 26	17,317
1/11	@ Phoenix	L	90	109	22-13	James 34	Marion 19	18,422
1/13	@ L.A. Clippers	W	104	92	23-13	James 28	Maggette 22	20,027
1/16	@ Seattle	L	96	101	23-14	James 30	Allen 22	15,619
1/17	@ Portland	L	76	94	23-15	James 23	Randolph 26	19,228
1/19	@ Denver	L	99	110	23-16	James 30	Camby 20	19,155
1/20	@ Golden State (OT)	W	106	104	24-16	James 32	Jackson 29	19,864
1/22	Orlando	L	79	90	24-17	James 18	Hill 22	20,562
1/24	Philadelphia (2OT)	L	115	118	24-18	James 39	Iguodala 34	20,562
1/26	@ Philadelphia	W	105	97	25-18	Gooden 21	Iguodala 22	19,523
1/28	Phoenix	L	100	115	25-19	James 30	Marion, Nash 23	20,562
1/30	Golden State	W	124	37	26-19	Pavlovic 24	Davis 21	19,443
2/1	@ Miami	L	89	92	26-20	Gibson 19	Wade 41	20,125
2/2	Charlotte	W	101	81	27-20	James 18	Wallace 16	20,562
2/4	Detroit	L	78	90	27-21	James 21	Billups 18	20,140
2/7	L.A. Clippers	W	94	77	28-21	Ilgasauskas 16	Brand 21	20,129
2/9	Miami	W	103	79	29-21	James 29	Wade 27	20,562
2/11	L.A. Lakers	W	99	90	30-21	Pavlovic 21	Bryant 36	20,562
2/14	@ Utah	L	98	99	30-22	Hughes 33	Williams 33	19,911
2/15	@ L.A. Lakers	W	114	108	31-22	James 38	Bryant 34	18,997
2/21	@ Toronto	W	86	85	32-22	James 29	Bosh 24	19,800
2/22	Chicago	L	78	84	32-23	James 29	Deng 18	20,562
2/25	@ Miami	L	81	86	32-24	James 29	O'Neal 19	20,255
2/27	NO/Oklahoma City	W	97	89	33-24	James 35	West 25	19,619
3/1	@ Dallas	L	92	95	33-25	James 39	Nowitzki 24	20,428
3/3	Toronto	W	120	97	34-25	James 36	Bosh 25	20,562
3/5	Houston	W	91	85	35-25	James 32	McGrady 25	20,562
3/7	@ Detroit (OT)	W	101	97	36-25	James 41	Hamilton 29	22,076
3/10	@ Milwaukee	W	94	92	37-25	James 32	Redd 29	18,081
3/11	Indiana	W	99	88	38-25	James 26	Dunleavy 25	20,562
3/13	Sacramento	W	124	100	39-25	Hughes, Pavlovic 25	Artest 19	20,562
3/14	@ Memphis	W	118	96	40-25	James 29	Gay 24	14,561
3/17	Utah	W	82	73	41-25	James 24	Boozier, Okur 19	20,562
3/20	@ Charlotte (OT)	L	100	108	41-26	James 37	Wallace 27	17,043
3/21	Dallas	L	90	98	41-27	James 31	Nowitzki 23	20,562
3/23	New York	W	90	68	42-27	James 21	Curry 27	20,562
3/25	Denver	L	93	105	42-28	James, Ilgasauskas 18	Anthony 27	20,562
3/27	@ Indiana	W	105	94	43-28	James 26	O'Neal 32	14,024
3/28	@ New York	L	93	97	43-29	James 24	Curry 25	19,763
3/31	@ Chicago (OT)	W	112	108	44-29	James 39	Gordon 37	22,960
4/1	@ Boston	L	96	98	44-30	Hughes 24	Green 25	17,204
4/3	@ Minnesota	W	101	88	45-30	James 31	Garnett 22	16,118
4/5	Miami (OT)	L	90	94	45-31	James 35	O'Neal, Walker 20	20,562
4/6	@ Washington	W	99	94	46-31	James 25	Jamison 27	20,173
4/8	@ Detroit	L	82	87	46-32	James 20	Hamilton 21	22,076
4/12	New Jersey	W	94	76	47-32	James 35	Carter 26	20,562
4/14	Atlanta	W	110	76	48-32	James 23	Smith 23	20,562
4/17	@ Philadelphia	W	98	92	49-32	Hughes 22	Green 24	17,693
4/18	Milwaukee	W	109	96	50-32	James 24	Boykins 28	20,562

2007-08

Season Highlights

Final Record: 45-37

Finished: 2nd Place in Division

Head Coach: Mike Brown

Cleveland advanced to the postseason for the third consecutive year, marking the second time in franchise history (1991-94) that the team accomplished that feat...The Cavaliers defeated the Wizards in six games before losing to the eventual NBA Champion Boston Celtics in Game 7 of the Eastern Conference Semifinals despite LeBron James' 45-point effort...James finished the postseason with averages of 28.2 points, 7.8 rebounds and 7.6 assists, joining Oscar Robertson as the only players in NBA playoff history to post at least those numbers in a playoff season...Zydrunas Ilgauskas set the team record for games played in the playoffs during the Cavs 13-game run...James led the NBA in scoring (30.0) during the regular season, becoming the first Cavalier to ever lead the league...on March 21, James became the franchise's all-time leading scorer, surpassing Brad Daugherty (10,389)...on Feb. 21, the Cavs completed a three-team, 11-player trade in which they acquired forward/center Ben Wallace, forward/center Joe Smith and a future second-round pick from the Chicago Bulls and guard/forward Wally Szczerbiak and guard Delonte West from the Seattle SuperSonics...LeBron James was named MVP of the 2008 All-Star Game following a 27-point, eight-rebound and nine-assist performance and Daniel Gibson was named MVP of the T-Mobile Rookie Challenge in New Orleans. Gibson also finished second in the Foot Locker Three-Point Shootout.

Final Statistics

2007-08 PLAYER	Field Goals						3-Point FG			Free Throws			Rebounds			AST			PF			DQ STL			TOBLK			PTS			AVG			HI		
	G	GS	MIN	FG	FGA	PCT	FG	FGA	PCT	FT	FTA	PCT	OFF	DEF	TOT	AST	PF	DQ	STL	TOBLK	PTS	AVG	HI													
James	75	74	3027	794	1642	.484	113	359	.315	549	771	.712	133	459	592	539	165	1	138	255	81	2250	30.0	51												
Ilgauskas	73	73	2222	417	879	.474	0	1	.000	195	243	.802	263	419	682	104	247	4	34	135	120	1029	14.1	29												
Hughes	40	32	1210	180	478	.377	43	126	.341	88	108	.815	27	116	143	94	91	0	60	72	11	491	12.3	40												
Szczerbiak (TOT)	75	2	1737	311	722	.431	90	218	.413	149	175	.851	34	183	217	104	103	0	23	76	12	861	11.5	32												
Szczerbiak (CLE)	25	1	556	75	209	.359	19	52	.365	36	41	.878	18	63	81	35	36	0	9	20	7	205	8.2	18												
Gooden	51	51	1564	232	523	.444	0	3	.000	110	151	.728	117	306	423	50	144	0	35	91	30	574	11.3	24												
Gibson	58	26	1765	201	465	.432	118	268	.440	85	105	.810	30	104	134	145	163	2	47	76	14	605	10.4	26												
Smith (TOT)	77	36	1726	312	653	.478	0	3	.000	154	204	.755	163	238	401	66	186	0	34	71	47	778	10.1	31												
Smith (CLE)	27	1	580	87	170	.512	0	2	.000	45	69	.652	55	81	136	19	73	0	9	22	16	219	8.1	20												
West (TOT)	61	31	1534	196	475	.413	48	135	.356	67	91	.736	31	162	193	229	103	1	59	117	29	507	8.3	20												
West (CLE)	26	26	806	99	225	.440	29	79	.367	41	52	.788	18	79	97	116	59	1	29	51	19	268	10.3	20												
D. Brown	78	20	1762	217	531	.409	45	146	.308	107	142	.754	65	198	263	175	144	1	52	99	7	586	7.5	20												
Pavlovic	51	45	1188	146	403	.362	34	114	.298	53	77	.688	35	93	128	82	117	2	29	55	6	309	7.4	24												
S. Brown	15	4	218	41	111	.369	9	29	.310	14	23	.609	5	13	18	17	27	0	10	19	1	105	7.0	20												
Varejao	48	13	1320	136	295	.461	0	2	.000	49	82	.598	134	265	399	53	134	1	37	59	26	321	6.7	17												
Da. Jones	67	3	1336	151	363	.416	115	276	.417	20	28	.714	5	67	72	126	66	0	19	36	1	437	6.5	27												
Wallace (TOT)	72	72	2205	138	352	.392	0	4	.000	72	169	.426	234	370	604	105	121	0	88	67	117	348	4.8	12												
Wallace (CLE)	22	22	578	37	81	.457	0	0	---	19	44	.432	59	104	163	13	35	0	19	18	37	93	4.2	12												
Newble	41	13	650	71	158	.449	15	45	.333	20	26	.769	41	73	114	14	64	0	27	31	7	177	4.3	18												
Marshall	11	1	156	13	44	.295	8	23	.348	7	9	.778	9	21	30	5	16	0	2	6	9	41	3.7	9												
Dw. Jones	56	0	472	25	47	.532	0	1	.000	28	58	.483	69	71	140	10	88	0	10	17	25	78	1.4	9												
Thomas (TOT)	11	0	42	4	17	.235	4	16	.250	2	2	1.000	0	2	2	0	4	0	1	4	0	14	1.3	9												
Thomas (CLE)	7	0	34	4	14	.286	4	13	.308	0	0	---	0	2	2	0	4	0	1	3	0	12	1.7	9												
Allred	3	0	10	1	4	.250	0	0	---	1	2	.500	0	1	1	0	1	0	0	0	0	3	1.0	3												
Snow	22	5	305	6	38	.158	0	2	.000	10	22	.455	4	16	20	42	30	0	10	10	4	22	1.0	5												
Nichols	3	0	14	1	8	.125	0	3	.000	0	0	---	0	1	1	0	0	0	0	2	0	2	0.7	2												
Simmons	7	0	68	2	6	.333	0	0	---	0	8	.000	5	10	15	0	7	0	2	4	5	4	0.6	2												
Dickens	5	0	12	1	3	.333	0	0	---	0	0	---	0	1	1	1	1	0	0	1	2	0.4	2													
CAVALIERS	82	-	19855	2937	6697	.439	552	1544	.358	1477	2061	.717	1092	2563	3655	1640	1712	12	579	1145	427	7903	96.4	132												
OPPONENTS	82	-	19855	2939	6462	.455	506	1419	.357	1548	2070	.748	814	2500	3314	1721	1666	13	559	1092	388	7932	96.7	124												

Season Leaders (min. 50 games)

Scoring Leaders			Rebounding Leaders			Assist Leaders		
1	LeBron James	30.0 ppg	1	Zydrunas Ilgauskas	9.3 rpg	1	LeBron James	7.2 apg
2	Zydrunas Ilgauskas	14.1 ppg	2	Drew Gooden	8.3 rpg	2	Daniel Gibson	2.5 apg
3	Drew Gooden	11.3 ppg	3	LeBron James	7.9 rpg	3	Devin Brown	2.2 apg



2007-08 Top Row (From left to right): Lloyd Pierce (Player Development Coordinator), Chris Jent (Assistant Coach/ Director of Player Development), John Kuester (Assistant Coach), Michael Malone (Assistant Coach), Melvin Hunt (Assistant Coach), Hank Egan (Assistant Coach), Dwayne Jones, Anderson Varejao, Zydrunas Ilgauskas, Lance Allred, Joe Smith, Ben Wallace, Chris Grant (Assistant General Manager), Lance Blanks (Assistant General Manager), Bryant Moore (Advance Scout), Marvin Cross (Director of Team Security), Ken Sneed (Team Assistant), Steve Hetzel (Video Coordinator), George Sibel (Physical Therapist)
Bottom Row (From left to right): Stan Kellers (Assistant Coach/Strength and Conditioning Coordinator), Max Benton (Head Athletic Trainer), Wally Szczerbiak, Daniel Gibson, Sasha Pavlovic, Delonte West, Danny Ferry (General Manager), Dan Gilbert (Majority Owner), Mike Brown (Head Coach), LeBron James, Damon Jones, Devin Brown, Eric Snow, Mike Mancias (Assistant Athletic Trainer), Mark Cashman (Equipment Manager/Travel Coordinator)

2007-08

Cleveland Cavaliers Results

Date	Opponent	W/L	Cle	Opp	Record	Cavaliers High Scorer	Opp. High Scorer	Attend.
10/31	Dallas	L	74	92	0-1	Ilgauskas 17	Terry 24	20,562
11/2	New York	W	110	106	1-1	James 45	Crawford 25	20,562
11/4	@ Phoenix	L	92	103	1-2	James 27	Nash 30	18,422
11/6	@ Golden State	W	108	104	2-2	James 24	Davis 29	19,596
11/7	@ Utah	L	101	103	2-3	James 32	Millsap 24	19,911
11/9	@ Sacramento	W	93	91	3-3	James 26	Martin 32	15,293
11/11	@ L.C. Clippers	W	103	95	4-3	Ilgauskas 25	Cassell 28	15,541
11/12	@ Denver	L	100	122	4-4	James 27	Iverson 37	19,155
11/14	Orlando (OT)	L	116	117	4-5	James 39	Howard 35	20,562
11/16	Utah	W	99	94	5-5	James 40	Boozer 26	19,682
11/20	Milwaukee	L	107	111	5-6	James 34	Radd 34	20,115
11/21	@ Minnesota	W	97	86	6-6	James 45	Jefferson 30	15,224
11/24	Toronto	W	111	108	7-6	James 37	Bosh 41	20,018
11/25	@ Indiana	W	111	106	8-6	James 30	Daniels 25	11,603
11/27	Boston (OT)	W	109	104	9-6	James 38	R. Allen 29	20,562
11/28	@ Detroit	L	74	109	9-7	James 15	Hamilton 18	22,076
11/30	@ Toronto	L	82	91	9-8	Gibson 24	Bargnani 26	19,800
12/2	@ Boston	L	70	80	9-9	Ilgauskas 12	R. Allen 20	18,624
12/4	New Jersey	L	79	100	9-10	S. Brown 20	Jefferson 36	19,838
12/5	@ Washington	L	86	105	9-11	Gooden/S. Brown/Gibson 13	Butler 27	17,684
12/8	@ Charlotte	L	93	96	9-12	Hughes 22	Wallace 22	17,624
12/11	Indiana	W	118	105	10-12	Hughes 36	Dunleavy 23	20,010
12/14	@ New Jersey	L	97	105	10-13	James 29	Carter 32	15,242
12/15	Philadelphia	L	86	92	10-14	Gooden/James 21	Iguodala/Miller 20	20,562
12/17	Milwaukee (2OT)	W	104	99	11-14	James 31	Redd 22	20,562
12/19	@ New York	L	90	108	11-15	James 32	Lee 22	18,704
12/20	L.A. Lakers	W	94	90	12-15	James 33	Bryant 21	20,562
12/23	Golden State	L	96	105	12-16	James 25	Jackson 29	20,562
12/25	Miami	W	96	82	13-16	James 25	Wade 22	20,562
12/27	@ Dallas	W	88	81	14-16	James 24	Jo. Howard/Nowitzki 19	20,462
12/29	@ New Orleans	L	76	86	14-17	James 21	West 27	17,623
1/2	Atlanta	W	98	94	15-17	James 36	J. Johnson 24	20,562
1/4	Sacramento	W	97	93	16-17	James 24	Salmons 22	20,562
1/6	@ Toronto	W	93	90	17-17	James 39	Bosh 23	19,800
1/8	Seattle	W	95	79	18-17	James 22	Durant 24	20,409
1/9	@ Atlanta	L	81	90	18-18	James 31	J. Johnson 29	16,246
1/11	Charlotte (2OT)	W	113	106	19-18	James 31	Wallace 27	20,562
1/15	@ Memphis (OT)	@	132	124	20-18	James 51	Gay 30	13,871
1/17	@ San Antonio	W	90	88	21-18	James 27	Ginobili 31	18,482
1/21	@ Miami	W	97	90	22-18	James 28	Wade 42	19,600
1/23	Washington	W	121	85	23-18	Ilgauskas 24	Haywood 11	20,562
1/25	Phoenix	L	108	110	23-19	James 36	Bell 27	20,562
1/27	@ L.A. Lakers	W	98	95	24-19	James 41	Bryant 33	18,997
1/30	@ Portland	W	84	83	25-19	James 37	Roy/Aldridge 16	20,501
1/31	@ Seattle	L	95	101	25-20	Hughes 28	Durant 24	13,109
2/2	L.A. Clippers	W	98	84	26-20	James 28	Thornton 23	20,562
2/5	Boston	W	114	113	27-20	James 33	R. Allen 24	20,562
2/7	@ Houston	L	77	92	27-21	James 32	Yao 22	18,402
2/8	@ Atlanta	W	100	95	28-21	James 26	J. Johnson 23	19,335
2/10	Denver	L	83	113	28-22	James 30	Anthony 27	20,562
2/11	@ Orlando	W	118	111	29-22	Hughes 40	Turkoglu 25	17,519
2/13	San Antonio	L	105	112	29-23	James 39	Ginobili 46	20,562
2/19	Houston	L	85	93	29-24	James 26	Alston 22	20,562
2/20	@ Indiana	W	106	97	30-24	James 31	Granger 30	13,096
2/22	Washington	W	90	89	31-24	James 33	Songaila 19	20,562
2/24	Memphis	W	109	89	32-24	James 25	Warrick 21	20,562
2/26	@ Milwaukee	L	102	105	32-25	James 35	Williams 37	15,346
2/27	@ Boston	L	87	92	32-26	James 26	R. Allen 22	18,624
2/29	Minnesota	W	92	84	33-26	James 30	Jefferson 22	20,562
3/2	Chicago	W	95	86	34-26	James 37	Hughes 23	20,562
3/5	@ New York	W	119	105	35-26	James 50	Crawford 25	18,760
3/6	@ Chicago	L	96	107	35-27	James 39	Gordon/Deng 23	22,097
3/8	Indiana	W	103	95	36-27	James 38	Granger 19	20,562
3/10	Portland	W	88	80	37-27	James 24	Aldridge 25	20,213
3/12	@ New Jersey	L	99	104	37-28	James 42	Jefferson 24	18,287
3/13	@ Washington	L	99	101	37-29	James 25	Butler 19	20,173
3/16	Charlotte	W	98	91	38-29	James 33	Richardson 33	20,562
3/17	@ Orlando	L	90	104	38-30	James 30	Howard 23	17,519
3/19	Detroit	W	89	73	39-30	James 30	Wallace 16	20,562
3/21	Toronto	W	90	83	40-30	James 29	Bosh 24	20,562
3/22	@ Milwaukee	L	98	108	40-31	James 29	Williams 29	15,337
3/26	New Orleans	L	99	100	40-32	Ilgauskas 29	Stojakovic 25	20,562
3/29	@ Detroit	L	71	85	40-33	James 13	Hamilton 14	22,076
3/30	Philadelphia	W	91	88	41-33	James 26	Iguodala 19	20,562
4/2	@ Charlotte	W	118	114	42-33	James 29	Richardson 31	15,106
4/3	Chicago	L	98	101	42-34	James 33	Hughes 25	20,562
4/5	Orlando	L	86	101	42-35	West 19	Turkoglu 23	20,562
4/9	New Jersey	W	104	83	43-35	James 33	Carter 19	20,063
4/11	@ Chicago	L	85	100	43-36	James 34	Deng 21	22,084
4/13	Miami	W	84	76	44-36	West 18	Davis 17	20,562
4/14	@ Philadelphia	W	91	90	45-36	James 27	Miller 26	20,730
4/16	Detroit	L	74	84	45-37	Szczerbiak 18	Affalo 15	20,562

2008-09

Season Highlights

Final Record: 66-16

Finished: 1st Place in Division

Head Coach: Mike Brown

The Cavaliers finished the season with a franchise and NBA-best record of 66-16...LeBron James set an NBA record by being named Eastern Conference Player of the Week seven times, on his way to becoming the first Cavalier to win NBA Most Valuable Player...James also was named Eastern Conference Player of the Month on four occasions and named to the NBA All-Defensive First Team for the first time...Head Coach Mike Brown was named the NBA's Coach of the Year, becoming only the second head coach in franchise history to receive the honor...Cleveland also posted a franchise-best 39-2 (.951) record at The Q...the Cavaliers defense ranked 1st in points allowed (91.4), second in defensive field goal percentage (.431) and first in defensive three-point field goal percentage (.333)...Zydrunas Ilgauskas became the franchise's all-time leading rebounder on Dec. 9th versus Toronto and scored his 10,000th point as a Cavalier on March 21st versus Atlanta...Mo Williams joined James on the 2009 Eastern Conference All-Star Team and averaged 17.8 points per game on .467 shooting, including shooting .436 from three-point range (11th in the NBA) and .912 from the free throw line (4th in the NBA), and 4.1 assists per game...the Cavs won a franchise-high 13 consecutive games (March 7 - 31) and tied the NBA record for wins in a month in March after posting a 16-1 (.941) record...the Cavs opened the 2009 postseason by sweeping the Detroit Pistons and Atlanta Hawks, becoming only the 7th team in NBA history to accomplish that feat and setting a franchise high for consecutive postseason wins...James scored a franchise-record 49 points in Game 1 versus Orlando in the Conference Finals...the Cavs were eliminated in six games by the Magic.

Final Statistics

2008-09 PLAYER	G	MIN	FG	FGA	PCT	3-Point FG	3-Point FGA	PCT	Free Throws FT	Free Throws FTA	PCT	Rebounds OFF	Rebounds DEF	REB	AST	PF	DQ	STL	BLK	PTS	AVG	HI
James	81	3054	789	1613	.489	132	384	.344	594	762	.780	106	507	613	587	139	0	137	93	2304	28.4	55
M. Williams	81	2834	526	1126	.467	183	420	.436	208	228	.912	47	232	279	329	215	1	69	9	1443	17.8	44
Ilgauskas	65	1765	342	724	.472	15	39	.385	139	174	.799	157	333	490	64	183	1	28	84	838	12.9	23
West	64	2152	285	624	.457	91	228	.399	90	108	.833	31	172	203	228	125	1	94	13	751	11.7	25
Varejao	81	2306	270	504	.536	0	2	.000	154	250	.616	166	415	581	81	239	2	75	66	694	8.6	26
Gibson	75	1795	206	527	.391	108	283	.382	66	86	.767	31	124	155	132	163	0	44	16	586	7.8	28
Szczerbiak	74	1527	179	398	.450	69	168	.411	90	106	.849	43	189	232	82	130	0	28	10	517	7.0	21
Smith (TOT)	57	1102	156	333	.468	3	7	.429	59	82	.720	89	174	263	41	122	1	17	40	374	6.6	14
Smith (CLE)	21	411	57	115	.496	1	3	.333	21	28	.750	36	64	100	16	50	0	7	14	136	6.5	12
Pavlovic	66	1053	116	275	.422	48	117	.410	25	54	.463	31	96	127	72	122	4	22	16	305	4.6	20
Hickson	62	705	100	194	.515	0	0	---	45	67	.672	52	113	165	9	81	0	14	30	245	4.0	14
Wallace	56	1314	69	155	.445	0	0	---	27	64	.422	136	226	362	44	82	0	48	75	165	2.9	13
Kinsey	50	277	31	69	.449	7	18	.389	33	38	.868	10	28	38	10	34	1	12	0	102	2.0	11
Jackson	51	430	37	86	.430	0	2	.000	24	35	.686	32	55	87	8	77	0	10	4	98	1.9	15
Wright	17	125	10	27	.370	0	0	---	3	8	.375	7	18	25	3	17	0	4	5	23	1.4	7
J. Williams	10	20	5	12	.417	2	6	.333	0	0	---	1	1	2	0	2	0	1	0	12	1.2	8
Johnson	4	14	0	5	.000	0	0	---	4	4	1.000	0	1	1	0	4	0	0	0	4	1.0	4
Cavaliers	82	19780	3022	6454	.468	656	1670	.393	1523	2012	.757	886	2574	3460	1663	1663	10	593	435	8223	100.3	126
Opponents	82	19780	2775	6444	.431	482	1447	.333	1459	1895	.77	878	2310	3188	1568	1664	16	519	338	7491	91.4	123

Season Leaders (min. 50 games)

Scoring Leaders			Rebounding Leaders			Assist Leaders		
1	LeBron James	28.4 ppg	1	LeBron James	7.6 rpg	1	LeBron James	7.2 apg
2	Mo Williams	17.8 ppg	2	Zydrunas Ilgauskas	7.5 rpg	2	Mo Williams	4.1 apg
3	Zydrunas Ilgauskas	12.9 ppg	3	Anderson Varejao	7.2 rpg	3	Delonte West	3.5 apg



2008-09 Top Row (From left to right): Nate Forbes (Vice Chairman), Mark Cashman (Equipment Manager/Travel Coordinator), Max Benton (Head Athletic Trainer), Stan Kellers (Assistant Coach/Strength and Conditioning Coordinator), Steve Hetzel (Video Coordinator), Bryant Moore (Advance Scout), Lloyd Pierce (Player Development Coordinator), Hank Egan (Assistant Coach), Ben Wallace, Lorenzen Wright, Zydrunas Ilgauskas, Anderson Varejao, Joe Smith, Chris Jent (Assistant Coach/Director of Player Development), Melvin Hunt (Assistant Coach), John Kuester (Assistant Coach), Michael Malone (Assistant Coach), Marvin Cross (Director of Team Security), Ken Sneed (Team Assistant), George Sibel (Physical Therapist), Mike Mancias (Assistant Athletic Trainer), Jeff Cohen (Vice Chairman)

Bottom Row (From left to right): Chris Grant (Assistant General Manager), Lance Blanks (Assistant General Manager), Darnell Jackson, J.J. Hickson, Sasha Pavlovic Wally Szczerbiak, Danny Ferry (General Manager), Dan Gilbert (Majority Owner), Mike Brown (Head Coach), Daniel Gibson, Delonte West, Mo Williams, LeBron James, Tarence Kinsey.

2008-09

Cleveland Cavaliers Results

Date	Opponent	W/L	Cle	Opp	Record	Cavaliers High Scorer	Opp. High Scorer	Attend.
10/28	@Boston	L	85	90	0-1	James 22	Pierce 27	18,624
10/30	CHARLOTTE	W	96	79	1-1	Gibson 25	Richardson 24	20,562
11/1	@New Orleans	L	92	104	1-2	Ilgauskas 18	West 25	18,150
11/3	@Dallas	W	100	81	2-2	James 29	Howard 18	19,923
11/5	CHICAGO	W	107	93	3-2	James 41	Gordon 31	20,562
11/7	INDIANA	W	111	107	4-2	James 27	Granger 33	20,562
11/8	@Chicago	W	106	97	5-2	James 41	Gordon 29	21,965
11/11	MILWAUKEE	W	99	93	6-2	James 41	Jefferson 19	19,842
11/13	DENVER	W	110	99	7-2	M. Williams 24	Billups 26	20,562
11/15	UTAH	W	105	93	8-2	James 38	Boozer 17	20,562
11/18	@New Jersey	W	106	82	9-2	James 31	Harris 23	16,911
11/19	@Detroit	L	89	96	9-3	James, M. Williams 25	Iverson 23	22,076
11/22	ATLANTA	W	110	96	10-3	James 24	Evans 21	20,562
11/25	@New York	W	119	101	11-3	James 26	Richardson 22	19,763
11/26	OKLAHOMA CITY	W	117	82	12-3	Ilgauskas 17	Wilcox 14	19,753
11/28	GOLDEN STATE	W	112	97	13-3	James 23	Watson 17	20,562
11/29	@Milwaukee	W	97	85	14-3	James 32	Redd 20	16,237
12/3	NEW YORK	W	118	82	15-3	James 21	Harrington 20	20,562
12/5	INDIANA	W	97	73	16-3	Varejao, Ilgauskas, M. Williams 17	Murphy 15	20,562
12/6	@Charlotte	W	94	74	17-3	James 25	Augustin 17	19,133
12/9	TORONTO	W	114	94	18-3	James 31	Graham 17	20,049
12/10	@Philadelphia	W	101	93	19-3	James 29	Iguodala 27	15,550
12/12	PHILADELPHIA	W	88	72	20-3	James 28	Green 19	20,562
12/13	@Atlanta	L	92	97	20-4	James 33	Bibby 24	19,200
12/17	@Minnesota	W	93	70	21-4	James 32	Jefferson 20	14,899
12/19	@Denver	W	105	88	22-4	James 33	Billups 16	19,155
12/21	@Oklahoma Cit	W	102	91	23-4	James 31	Durant 26	19,136
12/23	HOUSTON	W	99	90	24-4	James 27	Alston 20	20,562
12/25	WASHINGTON	W	93	89	25-4	M. Williams 24	Jamison 28	20,562
12/28	MIAMI	W	93	86	26-4	James 33	Wade 29	20,562
12/30	@Miami	L	95	104	26-5	James 38	Chalmers, Wade 21	19,600
1/2	CHICAGO	W	117	92	27-5	Varejao-26	Gordon 22	20,562
1/4	@Washington	L	77	80	27-6	James 30	Jamison 26	20,173
1/7	CHARLOTTE	W	111	81	28-6	James 21	Felton 15	20,562
1/9	BOSTON	W	98	83	29-6	James 38	Garnett 18	20,562
1/13	@Memphis	W	102	87	30-6	James 30	Lowy 25	15,121
1/15	@Chicago	L	93	102 (OT)	30-7	James 28	Deng 22	21,297
1/16	NEW ORLEANS	W	92	78	31-7	James 29	West 23	20,562
1/19	@L.A. Lakers	L	88	105	31-8	James 23	Gasol 22	18,997
1/21	@Portland	W	104	98	32-8	James 34	Roy 23	20,632
1/23	@Golden State	W	106	105	33-8	James 32	Jackson 24	19,596
1/24	@Utah	W	102	97	34-8	James 33	Milsap 24	19,911
1/27	SACRAMENTO	W	117	110	35-8	M. Williams 43	Martin 35	20,562
1/29	@Orlando	L	88	99	35-9	James 23	Howard 22	17,461
1/30	L.A. CLIPPERS	W	112	95	36-9	James 25	Gordon 27	20,562
2/1	@Detroit	W	90	80	37-9	James 33	Iverson 22	22,076
2/3	TORONTO	W	101	83	38-9	James 33	Bosh 29	20,562
2/4	@New York	W	107	102	39-9	James 52	Harrington 39	19,763
2/8	L.A. LAKERS	L	91	101	39-10	Ilgauskas 22	Odum 28	20,562
2/10	@Indiana	L	95	96	39-11	James 47	Murphy 18	18,165
2/11	PHOENIX	W	109	92	40-11	M. Williams 44	Stoudemire 27	20,562
2/18	@Toronto	W	93	76	41-11	Ilgauskas 22	Graham 15	19,800
2/20	@Milwaukee	W	111	103	42-11	James 55	Villanueva 26	18,076
2/22	DETROIT	W	99	78	43-11	West 25	Iverson 14	20,562
2/24	MEMPHIS	W	94	79	44-11	Gibson 19	Gay, Warrick 13	20,562
2/26	@Houston	L	74	93	44-12	James, M. Williams 21	Yao 28	18,399
2/27	@San Antonio	W	97	86	45-12	James 30	Tied with 11	18,797
3/1	@Atlanta	W	88	87	46-12	James 26	Johnson 21	19,639
3/2	@Miami	W	107	100	47-12	James 42	Wade 41	19,600
3/4	MILWAUKEE	W	91	73	48-12	James 23	Jefferson 29	20,562
3/6	@Boston	L	94	105	48-13	M. Williams 26	Pierce 29	18,624
3/7	MIAMI	W	99	89	49-13	M. Williams 29	Wade 25	20,562
3/10	@L.A. Clipper	W	87	83	50-13	James 32	Randolph-20	19,060
3/12	@Phoenix	W	119	111	51-13	James 34	Barnes 21	18,422
3/13	@Sacramento	W	126	123 (OT)	52-13	James 51	Martin 34	16,317
3/15	NEW YORK	W	98	93	53-13	M. Williams 23	Harrington 26	20,562
3/17	ORLANDO	W	97	93	54-13	James 43	Alston 23	20,562
3/19	PORTLAND	W	97	92 (OT)	55-13	James 26	Roy 24	20,562
3/21	ATLANTA	W	102	96	56-13	M. Williams 24	Johnson 24	20,562
3/22	@New Jersey	W	96	88	57-13	James 30	Carter 25	18,348
3/25	NEW JERSEY	W	98	87	58-13	James 22	Carter 20	20,562
3/27	MINNESOTA	W	107	85	59-13	James 25	Foye 18	20,562
3/29	DALLAS	W	102	74	60-13	James 24	Nowitzki 20	20,562
3/31	DETROIT	W	79	73	61-13	James 25	Hamilton 13	20,562
4/2	@Washington	L	101	109	61-14	James 31	Butler 25	20,173
4/3	@Orlando	L	87	116	61-15	James 26	Lewis 22	17,461
4/5	SAN ANTONIO	W	101	81	62-15	James 38	Parker 24	20,562
4/8	WASHINGTON	W	98	86	63-15	James 21	Young 16	20,562
4/10	@Philadelphia	W	102	92	64-15	James 27	Iguodala 26	20,484
4/12	BOSTON	W	107	76	65-15	James 29	Pierce 14	20,562
4/13	@Indiana	W	117	109	66-15	James 37	Granger 38	18,165
4/15	PHILADELPHIA	L	110	111 (OT)	66-16	Gibson 28	Miller 30	20,562

2009-10

Season Highlights

Final Record: 61-21

Finished: 1st Place in Division

Head Coach: Mike Brown

For the second consecutive season, the Cavaliers finished with the league's best overall record (61-21) and home record (35-6)...LeBron James was named the Most Valuable Player for the second consecutive season, becoming just the 10th player in NBA history to accomplish that feat...Cleveland also finished 26-15 on the road, the second-best record in the NBA...the Cavs also won the Central Division for the second straight year with a 15.0-game lead...the Cavs defeated the Los Angeles Lakers 102-87 in Los Angeles on Dec. 25...James was voted a starter for the 2010 NBA All-Star Game on Jan. 21...the Cavs tied their franchise high with 13 consecutive victories from Jan. 16 to Feb. 11...Cleveland acquired Antawn Jamison from the Washington Wizards and Sebastian Telfair from the Los Angeles Clippers on Feb. 17 while sending Zydrunas Ilgauskas to Washington. Ilgauskas would be signed on March 23rd as a free agent...the Cavs defeated the Chicago Bulls 4-1 in the First Round of the Eastern Conference Playoffs before losing to Boston 4-2.

Final Statistics

2009-10 PLAYER	G	MIN	Field Goals			3-Point FG			Free Throws			Rebounds			AST	PF	DQ	STL	BLK	PTS	AVG	HI
			FG	FGA	PCT	FG	FGA	PCT	FT	FTA	PCT	OFF	DEF	REB								
James	76	2968	768	1528	.503	129	387	.333	593	773	.767	71	483	554	651	119	0	125	77	2258	29.7	48
M. Williams	69	2358	378	855	.442	159	371	.429	177	198	.894	28	178	206	368	170	1	70	21	1092	15.8	35
Hickson	81	1692	289	522	.554	0	1	.000	111	163	.681	110	290	400	40	132	1	36	39	689	8.5	23
Varejao	76	2164	267	467	.572	1	5	.200	116	175	.663	189	389	578	87	223	2	71	67	651	8.6	22
O'Neal	53	1238	262	463	.566	0	1	.000	112	226	.496	93	262	355	80	169	0	15	62	636	12.0	22
Parker	81	2285	206	475	.434	108	261	.414	75	95	.789	30	201	231	157	151	0	63	18	595	7.3	18
West	60	1501	194	436	.445	25	77	.325	115	142	.810	29	140	169	196	86	0	55	28	528	8.8	27
Ilgauskas	64	1337	194	438	.443	11	23	.478	75	101	.743	114	231	345	48	183	1	14	50	474	7.4	25
Jamison (TOT)	66	2407	748	1036	.722	85	247	.344	194	300	.647	136	419	555	84	179	1	71	21	1235	18.7	34
Jamison (CLE)	25	810	163	336	.485	27	79	.342	42	83	.506	37	156	193	32	67	1	28	12	395	15.8	30
Gibson	56	1076	125	268	.466	71	149	.477	34	49	.694	13	60	73	70	79	0	25	7	355	6.3	16
Moon	61	1052	114	247	.462	32	100	.320	36	45	.800	26	165	191	49	69	0	34	30	296	4.9	15
J. Williams	54	747	81	206	.393	30	93	.322	32	45	.711	16	67	83	34	73	0	12	5	224	4.1	17
Powe	20	236	21	49	.429	0	0	-.000	37	63	.587	19	42	61	0	36	0	6	2	79	4.0	16
Green	20	116	15	39	.385	6	22	.273	4	6	.667	8	9	17	5	9	0	6	3	40	2.0	6
Telfair (TOT)	43	661	83	201	.413	13	56	.232	29	37	.784	5	40	45	126	71	0	24	5	208	4.8	21
Telfair (CLE)	4	78	16	35	.457	2	9	.222	5	6	.833	0	4	12	6	0	0	2	0	39	9.8	21
D. Jackson	27	117	8	25	.320	1	3	.333	4	6	.667	8	12	20	4	19	0	2	4	21	0.8	10
C. Jackson	5	10	0	2	.000	0	1	.000	1	4	.250	0	1	2	0	0	0	0	0	0	0.0	1
Karl	3	6	0	0	-.000	0	0	-.000	0	0	-.000	0	2	2	0	0	0	0	0	0	0.0	0
Cavaliers	82	19780	3101	6391	.485	602	1582	.381	1569	2180	.720	791	2692	3483	1835	1591	6	564	425	8373	102.1	126
Opponents	82	19780	2935	6633	.442	524	1511	.347	1444	1907	.757	794	2366	3160	1661	1708	10	542	325	7838	95.6	118

Season Leaders (min. 50 games)

Scoring Leaders			Rebounding Leaders			Assist Leaders		
1	LeBron James	29.7 ppg	1	Anderson Varejao	7.6 rpg	1	LeBron James	8.6 apg
2	Mo Williams	15.8 ppg	2	LeBron James	7.3 rpg	2	Mo Williams	5.3 apg
3	Shaquille O'Neal	12.0 ppg	3	Shaquille O'Neal	6.7 rpg	3	Delonte West	3.3 apg



2009-10 Top Row (From left to right): Len Komorski (President, Cavaliers/Quicken Loans Arena), Stan Kellers (Assistant Coach/Strength and Conditioning Coordinator), Nate Forbes (Vice Chairman), Max Benton (Head Athletic Trainer), Mike Mancias (Assistant Athletic Trainer), George Sibel (Physical Therapist), Marvin Cross (Director of Team Security), Mark Cashman (Equipment Manager/Travel Coordinator), Ken Sneed (Team Assistant), Jamario Moon, Leon Powe, J.J. Hickson, Anderson Varejao, Zydrunas Ilgauskas, Shaquille O'Neal, LeBron James, Antawn Jamison, Jawad Williams, Chris Jent (Assistant Coach/Director of Player Development), Lloyd Pierce (Player Development Coordinator), Melvin Hunt (Assistant Coach), Michael Malone (Assistant Coach), Jeff Cohen (Vice Chairman), Bryant Moore (Advance Scout), Hank Egan (Assistant Coach), Neal Meyer (Video Coordinator).

Bottom Row (From left to right): Chris Grant (Assistant General Manager), Sebastian Telfair, Danny Green, Anthony Parker, Mike Brown (Head Coach), Dan Gilbert (Majority Owner), Danny Ferry (General Manager), Delonte West, Mo Williams, Daniel Gibson, Lance Blanks (Assistant General Manager).

2009-10

Cleveland Cavaliers Results

Date	Opponent	W/L	Cle	Opp	Record	Cavaliers High Scorer	Opp. High Scorer	Attend.
10/27	Boston	L	89	95	0-1	James 38	Pierce 23	20,562
10/28	@ Toronto	L	91	101	0-2	James 23	Bargnani 28	20,152
10/30	@ Minnesota	W	104	87	1-2	James 24	Flynn 17	19,356
10/31	Charlotte	W	90	79	2-2	M. Williams 24	Radmanovic 12	20,562
11/3	Washington	W	102	90	3-2	James 27	Butler, Arenas 22	20,562
11/5	Chicago	L	85	86	3-3	James 25	Deng 15	20,562
11/6	@ New York	W	100	91	4-3	James 33	Lee 21	19,763
11/11	@ Orlando	W	102	93	5-3	James 36	Carter 29	17,461
11/12	@ Miami	W	111	104	6-3	James 34	Wade 36	19,600
11/14	Utah	W	107	103	7-3	James, M. Williams 21	Boozer 25	20,562
11/17	Golden State	W	114	108	8-3	James 31	Ellis 23	20,562
11/18	@ Washington	L	91	108	8-4	James 34	Jamison 31	20,173
11/20	@ Indiana	W	105	95	9-4	James 40	Granger 19	18,165
11/21	Philadelphia	W	97	91	10-4	James 32	Williams 22	20,562
11/25	@ Detroit	W	98	88	11-4	James 34	Stuckey 25	22,076
11/27	@ Charlotte	L	87	94	11-5	James 25	Wallace 31	19,168
11/28	Dallas	W	111	95	12-5	James, M. Williams 25	Nowitzki 27	20,562
12/2	Phoenix	W	107	90	13-5	Ilgauskas 14	Frye 22	20,562
12/4	Chicago	W	101	87	14-5	James 23	Gibson 14	20,562
12/6	@ Milwaukee	W	101	86	15-5	West 21	Jennings 24	16,625
12/8	@ Memphis (OT)	L	109	111	15-6	James 43	Randolph 32	16,325
12/9	@ Houston	L	85	95	15-7	James 27	Brooks 27	18,200
12/11	Portland	W	104	99	16-7	James 33	Roy 23	20,562
12/13	@ Oklahoma City	W	102	89	17-7	James 44	Durant 29	18,203
12/15	New Jersey	W	99	89	18-7	James 23	Harris, Lopez 22	20,562
12/16	@ Philadelphia	W	108	101	19-7	James 36	Iguodala 26	19,517
12/18	Milwaukee	W	85	82	20-7	James 26	Ilyasova, Jennings 18	20,562
12/20	@ Dallas	L	95	102	20-8	James 25	Thomas 22	20,346
12/21	@ Phoenix	W	109	91	21-8	James 29	Nash 18	18,221
12/23	@ Sacramento (OT)	W	117	104	22-8	James 34	Evans 28	16,407
12/25	@ L.A. Lakers	W	102	87	23-8	M. Williams 28	Bryant 35	18,997
12/27	Houston	W	108	83	24-8	James 29	Brooks 23	20,562
12/29	@ Atlanta	W	95	84	25-8	M. Williams 20	Crawford 26	20,150
12/30	Atlanta	W	106	101	26-8	James 48	Johnson 35	20,562
1/2	@ New Jersey	W	94	86	27-8	James 28	Harris 22	17,569
1/3	Charlotte	L	88	91	27-9	James 29	Jackson 22	20,562
1/6	Washington	W	121	98	28-9	James 23	Jamison 26	20,562
1/8	@ Denver	L	97	99	28-10	James 35	Billups 23	19,996
1/10	@ Portland	W	106	94	29-10	James 41	Roy 34	20,614
1/11	@ Golden State	W	117	114	30-10	James 37	Maggette 32	19,596
1/14	@ Utah	L	96	97	30-11	James 36	Boozer 19	19,911
1/16	@ L.A. Clippers	W	102	101	31-11	James 32	Butler 33	19,277
1/19	Toronto	W	108	100	32-11	James 28	Bosh 21	20,562
1/21	L.A. Lakers	W	93	87	33-11	James 37	Bryant 31	20,562
1/23	Oklahoma City	W	100	99	34-11	James 37	Durant 34	20,562
1/25	@ Miami	W	92	91	35-11	James 32	Wade 32	19,600
1/27	Minnesota	W	109	95	36-11	Hickson 23	Brewer 22	20,562
1/29	@ Indiana	W	94	73	37-11	O'Neal, James 22	Granger 13	18,165
1/31	L.A. Clippers	W	114	89	38-11	James 32	B. Davis 30	20,562
2/2	Memphis	W	105	89	39-11	James 22	Gay 15	20,562
2/4	Miami	W	102	86	40-11	James 36	Wade 24	20,562
2/6	New York	W	113	106	41-11	James 47	Robinson 26	20,562
2/9	New Jersey	W	104	97	42-11	James 32	Lee 214	20,562
2/11	Orlando	W	115	106	43-11	James 32	Howard, Lewis 19	20,562
2/18	Denver (OT)	L	116	118	43-12	James 43	Anthony 40	20,562
2/19	@ Charlotte	L	93	110	43-13	James 22	Jackson 29	19,568
2/21	@ Orlando	L	95	101	43-14	James 33	Howard 22	17,461
2/23	New Orleans	W	105	95	44-14	James, O'Neal 20	Thornnton 37	20,562
2/25	@ Boston	W	108	88	45-14	James 36	R. Allen 21	18,624
2/26	@ Toronto (OT)	W	126	118	46-14	James 36	Bargnani, Jack 24	20,107
3/1	New York	W	124	93	47-14	James 22	Walker 21	20,562
3/3	@ New Jersey	W	111	92	48-14	James 26	Lopez, T. Williams 21	17,502
3/5	Detroit	W	99	92	49-14	James 40	Prince 23	20,562
3/6	@ Milwaukee	L	85	92	49-15	Jamison 30	Jennings 25	18,717
3/8	San Antonio	W	97	95	50-15	Jamison, M. Williams 17	Ginobili 38	20,562
3/12	@ Philadelphia	W	100	95	51-15	James 23	Iguodala 30	20,433
3/14	Boston	W	104	93	52-15	James 30	R. Allen 20	20,562
3/16	@ Detroit	W	113	101	53-15	James 29	Hamilton 24	22,076
3/17	Indiana	W	99	94	54-15	James 32	Hibbert 20	20,562
3/19	@ Chicago	W	92	85	55-15	James 29	Gibson 20	23,129
3/21	Detroit	W	104	79	56-15	Powe 16	Maxiell 16	20,562
3/24	@ New Orleans	W	105	92	57-15	James 38	Thornnton 20	18,008
3/26	@ San Antonio	L	97	102	57-16	James 27	Ginobili 30	18,581
3/28	Sacramento	W	97	90	58-16	James 34	Nocioni 21	20,562
3/31	Milwaukee	W	101	98	59-16	James 23	Salmons 28	20,562
4/2	Atlanta	W	93	88	60-16	James 27	Jos. Smith 20	20,562
4/4	@ Boston	L	113	117	60-17	James 42	R. Allen 33	18,624
4/6	Toronto	W	113	101	61-17	Jamison 20	Jack 23	20,562
4/8	@ Chicago	L	108	109	61-18	M. Williams 35	Rose 24	21,707
4/9	Indiana	L	113	116	61-19	Hickson, Telfair 21	Granger 36	20,562
4/11	Orlando	L	92	98	61-20	West 21	Howard 22	20,562
4/14	@ Atlanta	L	83	99	61-21	Moon 15	Teague 24	19,069

2010-11

Season Highlights

Final Record: 19-63

Finished: 5th Place in Division

Head Coach: Byron Scott

The Cavaliers opened the season with a 95-87 win over the Boston Celtics at The Q...guard Daniel Gibson selected to participate in the Three-Point Shootout during All-Star Weekend...snapped a NBA-Record 26-game losing streak with a 126-119 win over the Los Angeles Clippers on February 11...Cleveland acquired Baron Davis and a 2011 unprotected first round pick from the Los Angeles Clippers on Feb. 24 in exchange for guard Mo Williams and forward Jamario Moon.

Final Statistics

2010-11 PLAYER	G	MIN	FG	FGA	PCT	3-Point FG	3-Point FGA	PCT	Free Throws	Free FTA	PCT	Rebounds OFF	Rebounds DEF	REB	AST	PF	DQ	STL	BLK	PTS	AVG	HI
Jamison	56	1842	374	876	.427	91	263	.346	171	234	.731	86	289	375	93	137	0	50	30	1010	18.0	35
Hickson	80	2256	429	936	.458	0	5	0.000	247	367	.673	217	478	695	91	215	1	48	54	1105	13.8	31
Sessions	81	2133	362	776	.466	3	15	20.000	348	423	.823	46	209	255	419	93	0	60	8	1075	13.3	32
M. Williams	36	1065	178	462	.385	36	136	.265	85	102	.833	15	82	97	257	91	0	33	10	477	13.3	28
Davis (TOT)	58	1649	289	693	.417	81	239	.339	101	131	.771	35	121	156	391	143	0	78	28	760	13.1	26
Davis (CLE)	15	380	75	178	.421	36	87	.414	22	27	.815	6	30	36	92	29	0	16	6	208	13.9	22
Gibson	67	1865	264	660	.400	118	293	.403	134	163	.822	24	153	177	201	154	3	48	21	780	11.6	29
Varejao	31	994	114	216	.528	0	2	0.000	54	81	.667	98	203	301	45	87	0	27	38	282	9.1	23
Parker	72	2091	220	552	.399	86	227	.379	74	95	.779	33	185	218	218	109	0	67	10	600	8.3	21
Samuels	37	701	110	241	.456	0	3	0.000	68	110	.618	75	83	158	17	88	1	15	18	288	7.8	23
Eyenga	44	947	130	306	.425	25	91	.275	18	28	.643	27	96	123	35	78	0	34	28	303	6.9	16
Harris	54	933	108	289	.374	34	92	.370	71	93	.763	36	104	140	85	65	0	31	7	321	5.9	27
Gee (TOT)	56	1117	121	264	.458	17	51	.333	72	92	.783	62	120	182	38	94	0	40	18	331	5.9	18
Gee (CLE)	40	973	108	234	.462	17	49	.347	64	80	.800	49	108	157	33	81	0	33	16	297	7.4	18
Hollins	70	1182	131	219	.598	0	0	---	111	163	.681	70	116	186	26	199	3	22	42	373	5.3	16
Graham	39	586	82	179	.458	9	30	.300	29	36	.806	8	76	84	18	73	0	6	7	202	5.2	14
Powe	14	187	29	59	.492	0	0	---	12	26	.462	16	22	38	2	20	0	7	3	70	5.0	14
Moon	40	764	76	189	.402	27	95	.284	10	11	.909	14	104	118	45	39	0	25	27	189	4.7	14
J. Williams	26	391	41	126	.325	13	45	.289	9	12	.750	7	41	48	22	34	0	9	3	104	4.0	13
Erden (TOT)	41	595	62	111	.559	0	0	---	39	60	.650	37	81	118	20	104	1	15	24	163	4.0	14
Erden (CLE)	4	64	4	14	.286	0	0	---	5	6	.833	6	5	11	1	12	0	2	3	13	3.3	6
Harangody (TOT)	49	641	79	206	.383	16	66	.242	19	26	.731	40	103	143	30	80	0	15	17	193	3.9	18
Harangody (CLE)	21	399	51	135	.378	14	56	.250	14	18	.778	23	65	88	20	44	0	11	10	130	6.2	18
Cavaliers	82	19755	2886	6647	.434	509	1489	.342	1546	2075	.745	856	2449	3305	1720	1648	8	544	341	7827	95.5	126
Opponents	82	19755	3232	6804	.475	664	1614	.411	1438	1894	.759	894	2676	3570	1984	1747	7	619	489	8566	104.5	129

Season Leaders (min. 50 games)

Scoring Leaders			Rebounding Leaders			Assist Leaders		
1	Antawn Jamison	18.0 ppg	1	J.J. Hickson	8.7 rpg	1	Ramon Sessions	5.2 app
2	J.J. Hickson	13.8 ppg	2	Antawn Jamison	6.7 rpg	2	Anthony Parker	3.0 app
3	Ramon Sessions	13.3 ppg	3	Alonzo Gee	3.3 rpg	3	Daniel Gibson	3.0 app



2010-11 Top Row(From left to right): Kwame Graves (Video Coordinator), Derek Millender (Assistant Strength Coach), Marvin Cross (Director of Team Security), Jordi Fernandez (Player Development Assistant/Video Coach), Nate Forbes (Vice Chairman), Thomas Scott (Player Development Assistant/Video Coach), Jeff Cohen (Vice Chairman), Joe Prunty (Assistant Coach) Jamahl Mosley (Assistant Coach), Samardo Samuels, Antawn Jamison, Ryan Hollins, Semih Erden, Anderson Varejao, J.J. Hickson, Joey Graham, Chris Jent (Assistant Coach), Paul Pressey (Assistant Coach), Len Komoroski (President, Cavaliers/Quicken Loans Arena), Michael Blackstone (Exec. Director of Basketball Operations), David Griffin (Vice President of Basketball Operations), Stan Kellers (Assistant Coach/Strength and Conditioning Coordinator), Stephen Spiro (Assistant Trainer), Mark Cashman (Equipment Manager/Travel Coordinator), Max Benton (Head Athletic Trainer), George Sibel (Physical Therapist), Jamie Smith (Basketball Operations Seasonal Assistant)

Bottom Row(From left to right): Luke Harangody, Alonzo Gee, Anthony Parker, Daniel Gibson, Byron Scott (Head Coach), Dan Gilbert (Majority Owner), Chris Grant (General Manager), Baron Davis, Christian Eyenga, Ramon Sessions, Manny Harris

2010-11

Cleveland Cavaliers Results

Date	Opponent	W/L	Cle	Opp	Record	Cavaliers High Scorer	Opp. High Scorer	Attend.
10/27	Boston	W	95	87	1-0	Hickson- 21	Rondo- 18	20,562
10/29	@ Toronto	L	81	101	1-1	Jameson- 13	Bargnani- 20	15, 711
10/30	Sacramento	L	104	107	1-2	Sessions- 21	Evans- 21	20,562
11/2	Atlanta	L	88	100	1-3	Hickson- 31	Williams- 22	20,562
11/5	@ Philadelphia	W	123	116	2-3	Varejao- 23	Holiday- 29	10,589
11/6	@ Washington	W	107	102	3-3	M. Williams- 28	Thorton- 23	14,442
11/9	@ New Jersey	W	93	91	4-3	Hickson- 18	Outlaw- 27	10,188
11/10	New Jersey	L	87	95	4-4	Hickson- 15	Harris- 31	20,562
11/13	Indiana	L	85	99	4-5	Jameson- 19	Granger- 34	20,562
11/16	Philadelphia	W	101	93	5-5	Gibson- 18	Young- 17	20,562
11/19	@ New Orleans	L	101	108	5-6	Jameson- 20	West- 34	14,755
11/20	@ San Antonio	L	92	116	5-7	M. Williams- 21	Parker- 19	16, 982
11/23	@ Indiana	L	89	100	5-8	Sessions, Gibson- 15	Granger- 24	12,629
11/24	Milwaukee	W	83	81	6-8	M. Williams- 25	Dooling- 18	20,562
11/26	@ Orlando	L	100	111	6-9	Jameson- 22	Howard- 23	18,846
11/27	Memphis	W	92	86	7-9	M. Williams- 25	Gay- 17	20,562
11/30	Boston	L	87	106	7-10	Gibson, Varejao- 16	Rondo- 23	20,562
12/2	Miami	L	90	118	7-11	Gibson- 21	James- 38	20,562
12/4	@ Minnesota	L	95	129	7-12	Sessions- 18	Love- 28	14,422
12/5	@ Detroit	L	92	102	7-13	Jameson- 22	R. Hamilton- 27	13,081
12/7	@ Philadelphia	L	97	117	7-14	Hickson- 18	Young- 26	10,662
12/8	Chicago	L	83	88	7-15	Jameson- 21	Rose- 29	20,562
12/11	@ Houston	L	95	110	7-16	Jameson- 24	Martin- 40	15,532
12/12	@ Oklahoma City	L	77	106	7-17	Parker- 12	Durant- 25	18,203
12/15	@ Miami	L	95	101	7-18	Gibson- 26	Wade- 28	19,899
12/17	@ Indiana	L	99	108	7-19	M. Williams- 22	Granger- 30	12, 021
12/18	New York (OT)	W	109	102	8-19	M. Williams- 23	Felton, Stoudemire- 23	20,562
12/20	Utah	L	90	101	8-20	Gibson- 29	Miles- 22	20,562
12/22	@ Atlanta	L	84	98	8-21	Jameson- 23	Johnson- 23	12,610
12/26	Minnesota	L	97	98	8-22	Jameson- 24	Beasley- 28	20,562
12/28	Orlando	L	95	110	8-23	Jameson- 21	Arenas- 22	20,562
12/29	@ Charlotte	L	92	101	8-24	Sessions- 22	Jackson- 38	15,287
1/1	@ Chicago	L	91	100	8-25	Hickson- 21	Rose- 28	21,416
1/2	Dallas	L	95	104	8-26	Jameson- 35	Marion- 22	20,562
1/5	Toronto	L	105	120	8-27	Jameson- 32	Bargnani- 25	20,562
1/7	@ Golden State	L	98	116	8-28	Jameson- 21	Ellis- 32	18,858
1/9	@ Phoenix	L	100	108	8-29	Harris- 27	Dudley- 21	17,031
1/11	@ L.A. Lakers	L	57	112	8-30	Gee- 12	Bynum, Artest- 15	18,997
1/14	@ Utah	L	99	121	8-31	Jameson- 26	Williams- 26	19,911
1/15	@ Denver	L	99	127	8-32	Sessions- 21	Nene- 22	17,668
1/19	Phoenix	L	98	106	8-33	Jameson- 23	Hill- 27	20,562
1/21	Milwaukee	L	88	102	8-34	Jameson, Sessions- 22	Bogut- 23	20,562
1/22	@ Chicago	L	79	92	8-35	Jameson- 31	Rose- 24	21,389
1/24	@ New Jersey	L	101	103	8-36	Jameson- 26	Lopez- 28	10,197
1/25	@ Boston	L	95	112	8-37	Eyenga- 15	Pierce- 24	18,624
1/28	Denver	L	103	117	8-38	Hickson- 24	Anthony- 33	19,642
1/30	@ Orlando	L	87	103	8-39	Harris- 20	Anderson- 23	18,846
1/31	@ Miami	L	90	117	8-40	Jameson- 21	Wade- 34	19,600
2/2	Indiana	L	112	117	8-41	Sessions- 25	Granger- 23	18,877
2/4	@ Memphis	L	105	112	8-42	Hickson- 31	Randolph- 29	11,932
2/5	Portland	L	105	111	8-43	Jameson- 17	Matthews- 31	19,975
2/7	@ Dallas	L	96	99	8-44	Hickson- 26	Terry- 23	19,875
2/9	Detroit	L	94	103	8-45	Jameson- 22	Stuckey- 22	19,475
2/11	L.A. Clippers (OT)	W	126	119	9-45	Jameson- 35	Griffin- 32	20,562
2/13	Washington	L	100	115	9-46	Jameson- 21	Young- 31	19,154
2/16	L.A. Lakers	W	104	99	10-46	Sessions- 32	Gasol- 30	20,562
2/23	Houston	L	119	124	10-47	Jameson- 26	Martin, Budinger- 30	18,027
2/25	New York	W	115	109	11-47	Jameson- 28	Stoudemire- 31	20,562
2/27	Philadelphia	L	91	95	11-48	Hickson- 22	Brand, Williams- 16	19,882
3/2	San Antonio	L	99	109	11-49	Samuels- 23	Hill- 22	18,795
3/4	@ New York	W	119	115	12-49	Hickson- 23	Stoudemire- 41	19,763
3/6	New Orleans	L	81	96	12-50	Davis- 17	West- 23	18,754
3/8	Golden State	L	85	95	12-51	Davis- 19	Ellis- 24	19,919
3/9	@ Milwaukee	L	90	110	12-52	Samuels- 15	Jennings, Boykins- 18	12,497
3/13	Oklahoma City	L	75	95	12-53	Gibson- 13	Westbrook- 20	19,811
3/16	@ Sacramento	W	97	93	13-53	Sessions- 20	Thorton- 23	13,477
3/17	@ Portland	L	70	111	13-54	Sessions- 14	Aldridge- 20	20,235
3/19	@ L.A. Clippers	L	92	100	13-55	Hickson- 28	Griffin- 30	19,060
3/21	Orlando	L	86	97	13-56	Hickson- 18	Howard- 28	19,343
3/23	New Jersey (OT)	L	94	98	13-57	Sessions- 21	Humphries, Lopez, Vujacic- 18	18,923
3/25	Detroit	W	97	91	14-57	Hickson- 24	R. Hamilton, Prince- 15	19,907
3/27	Atlanta	L	83	99	14-58	Davis- 19	Williams- 31	20, 226
3/29	Miami	W	102	90	15-58	Hickson- 21	James- 27	20,562
3/30	@ Charlotte	L	97	98	15-59	Sessions- 24	Diaw- 26	12,584
4/1	@ Washington	L	107	115	15-60	Sessions- 26	Blatche- 36	17,427
4/3	@ New York	L	107	123	15-61	Hickson- 23	Stoudemire- 28	19,763
4/5	Charlotte	W	99	89	16-61	Sessions- 18	Augustin- 22	19,835
4/6	@ Toronto	W	104	96	17-61	Hickson- 28	Bayless- 28	14,886
4/8	Chicago	L	82	93	17-62	Hickson- 22	Boozer- 24	20,562
4/9	Milwaukee	L	101	108	17-63	Davis- 19	Salmons- 32	18,717
4/11	Detroit	W	110	101	18-63	Hickson- 20	Stuckey- 29	15,589
4/13	Washington	W	100	93	19-63	Sessions- 27	Blatche- 20	20,562

Season Highlights

Head Coach: Byron Scott

With the first pick in the 2011 NBA Draft, the Cavaliers selected Kyrie Irving and with the fourth pick, the Cavs took Tristan Thompson...Irving became the second player in Cavaliers history to win Rookie of the Year. He averaged 18.5 points on 46% shooting, 3.7 rebounds and 5.4 assists per game and earned Rookie of the Month three times on the season...Irving and Thompson both participated in the BBVA Rising Stars Challenge at All-Star Weekend with Irving scoring 34 points and earning MVP honors.

2011-12 Player	Field Goals						3-Point FG			Free Throws			Rebounds						Other					
	G	GS	MIN	FG	FGA	PCT	FG	FGA	PCT	FT	FTE	PCT	OFF	DEF	TOT	AST	PF	DQ	STL	TO	BLK	PTS	AVG	HI
Iving	51	55	1558	350	747	.469	73	183	.399	171	196	.873	44	147	191	275	10	5	160	40	94	18.5	32	
Jamison	65	65	2151	421	1044	.403	91	267	.341	185	271	.682	123	285	408	131	164	0	51	90	43	1118	17.2	34
Hudson	13	0	314	59	151	.391	15	61	.246	32	38	.842	7	39	46	35	26	0	14	30	3	165	12.7	26
Varejao	25	25	785	114	222	.514	0	0	0.000	43	64	.672	109	178	287	43	62	0	35	45	17	271	10.8	20
Gee	63	31	1827	227	551	.412	44	137	.321	167	212	.788	101	221	322	113	149	1	83	114	17	665	10.6	22
Sessions	41	4	1006	141	354	.398	26	62	.419	122	147	.830	19	108	127	212	63	0	27	82	1	430	10.5	24
T. Thompson	60	25	1424	194	442	.439	0	0	0.000	106	192	.552	187	202	389	27	134	1	27	81	62	494	8.2	27
Gibson	35	7	916	87	248	.351	55	139	.396	34	43	.791	11	90	101	76	69	0	26	45	16	263	7.5	19
Carper	51	51	1280	343	826	.413	50	133	.376	326	358	.913	138	128	266	10	10	0	38	45	7	367	7.2	27
Parker	35	35	1341	166	403	.410	15	36	.417	74	108	.685	63	165	228	6	115	0	37	64	21	459	13.1	27
Harris	26	5	456	60	150	.400	12	36	.333	41	59	.695	11	59	70	31	28	0	13	27	6	173	6.7	19
Kennedy	2	0	59	5	12	.417	2	4	.500	0	2	0.000	1	6	7	3	7	0	2	3	0	12	6.0	12
Sloan (TOT)	30	11	670	79	198	.399	2	25	.080	23	30	.767	18	49	67	105	37	0	13	49	3	183	5.5	15
Sloan (CLE)	25	11	608	71	176	.403	2	22	.091	21	26	.808	15	44	59	92	32	0	10	42	3	165	6.6	15
Samuels	54	0	825	105	231	.455	0	0	0.000	82	117	.701	63	117	180	20	113	2	20	56	20	292	5.4	17
Hollins	24	7	362	28	56	.500	0	0	0.000	33	55	.600	25	31	56	6	55	0	4	24	12	89	3.7	15
M. Thompson	5	3	95	7	24	.292	4	11	.364	0	0	0.000	0	5	5	7	8	0	2	5	1	18	3.6	8
Erden	28	9	333	39	74	.527	0	0	0.000	21	41	.512	20	52	72	9	60	1	10	16	5	99	3.5	18
Harangody	21	1	231	23	65	.354	5	21	.238	9	12	.750	20	33	53	6	17	0	6	4	3	60	2.9	16
Kapono (TOT)	20	0	269	21	55	.382	8	27	.296	4	4	1.000	2	12	14	11	21	0	3	6	0	54	2.0	9
Utah	0	0	13	2	4	.500	0	0	0.000	0	0	0.000	0	2	2	1	0	0	0	0	0	4	2.0	0
Walton																								

Season Leaders (min. 40 games)								
Scoring Leaders			Rebounding Leaders			Assist Leaders		
1	Kyrie Irving	18.5 ppg	1	Tristan Thompson	6.5 rpg	1	Kyrie Irving	5.4 apg
2	Antawn Jamison	17.2 ppg	2	Antawn Jamison	6.3 rpg	2	Ramon Sessions	5.2 apg
3	Alonzo Gee	10.6 ppg	3	Alonzo Gee	5.1 rpg	3	Anthony Parker	2.4 apg



2011-12 From Left To Right (First Row): Samardo Samuels, Luke Harangody, Anthony Parker, Kyrie Irving, Byron Scott, Dan Gilbert, Chris Grant, Alonzo Gee, Donald Sloan, Manny Harris, Luke Walton
From Left To Right (Second Row): Marvin Cross, Dan Vincent, Stephen Spiro, Mark Cashman, Len Komoroski, Nate Forbes, Jeff Cohen, Trent Redden, Joe Prunty, Jamahl Mosley, Omri Casspi, Antawn Jamison, Semih Erden, Anderson Varejao, Tristan Thompson, Paul Pressey, Nate Tibbetts, Jordi Fernandez, Aubrey McCreary, David Griffin, Michael Blackstone, Max Benton, George Sibel, Stan Kellers, Derek Millender

2011-12

Cleveland Cavaliers Results

Date	Opponent	W/L	Cle	Opp	Record	Cavaliers High Scorer	Opp. High Scorer	Attend.
12/26	Toronto	L	96	104	0-1	Sessions- 18	Calderon, DeRozan- 15	20,562
12/28	@ Detroit	W	105	89	1-1	Samuels- 17	Gordon- 25	22,076
12/30	@ Indiana (OT)	L	91	98	1-2	Irving- 20	Granger- 22	13,004
1/1	New Jersey	W	98	82	2-2	Jamison- 23	D. Williams- 16	15,084
1/3	Charlotte	W	115	101	3-2	Irving- 20	Augustin- 26	14,173
1/4	@ Toronto	L	77	92	3-3	Jamison- 19	Bargnani- 31	14,468
1/6	@ Minnesota	W	98	87	4-3	Jamison- 22	Love- 29	16,943
1/8	@ Portland	L	78	98	4-4	Irving- 21	Aldridge- 28	20,292
1/10	@ Utah	L	105	113	4-5	Jamison- 22	Jefferson- 30	17,859
1/12	@ Phoenix	W	101	90	5-5	Irving- 26	Nash- 16	14,636
1/13	@ L.A. Lakers	L	92	97	5-6	Irving- 21	Bryant- 42	18,997
1/16	@ Charlotte	W	102	94	6-6	Irving- 25	Augustin- 24	14,988
1/17	Golden State	L	95	105	6-7	Jamison- 19	Lee- 29	13,056
1/20	Chicago	L	75	114	6-8	Varejao- 14	Deng- 21	17,871
1/21	@ Atlanta	L	94	121	6-9	Irving- 18	J. Johnson- 25	15,922
1/24	@ Miami	L	85	92	6-10	Irving- 17	Bosh- 35	19,600
1/25	New York	W	91	81	7-10	Jamison- 15	Stoudemire- 19	16,760
1/27	New Jersey	L	96	99	7-11	Irving- 32	D. Williams- 27	13,121
1/29	@ Boston	W	88	87	8-11	Irving- 23	Allen- 22	18,624
1/31	Boston	L	90	93	8-12	Irving- 21	Pierce- 20	14,798
2/3	@ Orlando	L	94	102	8-13	Gee- 20	Howard, J. Richardson- 19	18,933
2/4	Dallas	W	91	88	9-13	Irving- 20	Nowitzki- 24	17,443
2/7	@ Miami	L	91	107	9-14	Jamison- 25	Wade- 26	20,078
2/8	L.A. Clippers	W	99	92	10-14	Jamison- 27	Griffin- 25	17,100
2/10	Milwaukee (OT)	L	112	113	10-15	Jamison- 34	Jennings- 24	15,195
2/11	Philadelphia	L	84	99	10-16	Jamison- 20	Holiday- 20	17,155
2/15	Indiana	W	98	87	11-16	Irving- 22	Collison- 18	12,712
2/17	Miami	L	87	111	11-17	Irving- 17	James- 28	20,562
2/19	Sacramento	W	93	92	12-17	Irving- 23	Thomas- 23	16,812
2/21	Detroit	W	101	100	13-17	Jamison- 32	Knight- 24	13,459
2/22	New Orleans	L	84	89	13-18	Jamison- 22	Kaman- 21	13,529
2/28	Boston	L	83	86	13-19	Irving- 24	Allen- 22	15,971
2/29	@ New York	L	103	120	13-20	Jamison- 23	Anthony- 22	19,763
3/2	Chicago	L	91	112	13-21	Jamison- 22	Deng- 24	20,562
3/3	@ Washington	L	98	101	13-22	Jamison- 29	Crawford- 31	17,759
3/5	Utah	L	100	109	13-23	Irving, Jamison- 22	Jefferson- 25	13,190
3/7	@ Denver	W	100	99	14-23	Jamison- 33	Harrington- 22	15,816
3/9	@ Oklahoma City	W	96	90	15-23	Jamison- 21	Durant- 23	18,203
3/11	Houston	W	118	107	16-23	Jamison- 28	Scolla- 3	17,662
3/13	Toronto	L	88	96	16-24	Jamison- 20	Bayless- 20	14,203
3/14	@ Milwaukee	L	105	115	16-25	Irving- 28	Ilyasova- 22	15,319
3/18	Atlanta	L	87	103	16-26	Gee- 20	J. Johnson- 28	15,645
3/19	@ New Jersey	W	105	100	17-26	T. Thompson- 27	D. Williams- 28	11,254
3/21	@ Atlanta (OT)	L	102	103	17-27	Irving- 29	Smith- 32	12,331
3/23	@ Orlando	L	80	93	17-28	Jamison- 16	Anderson- 17	18,846
3/25	Phoenix	L	83	108	17-29	Irving- 16	Gortat, Morris- 22	17,307
3/27	@ Philadelphia	L	85	103	17-30	Parker- 14	Meeks- 31	17,832
3/28	Detroit	L	75	87	17-31	Irving- 22	Prince- 29	14,486
3/30	Milwaukee	L	84	121	17-32	Irving- 29	Jennings- 28	16,099
3/31	@ New York	L	75	91	17-33	Jamison- 13	Smith- 20	19,763
4/3	San Antonio	L	90	125	17-34	Jamison- 15	Mills- 20	14,759
4/4	@ Milwaukee	L	98	107	17-35	Parker- 27	Ellis- 30	11,849
4/6	@ Toronto	W	84	80	18-35	Jamison- 25	DeRozan- 28	16,565
4/8	@ New Jersey (OT)	L	117	122	18-36	Jamison- 34	Green- 32	11,341
4/10	Charlotte	W	103	90	19-36	Hudson- 25	Henderson- 21	13,576
4/11	Indiana (OT)	L	98	104	19-37	Jamison- 21	Granger- 23	14,307
4/13	@ Indiana	L	83	102	19-38	Casspi- 14	Granger- 18	13,356
4/14	@ Washington	W	98	89	20-38	Harangody- 16	Wall- 19	17,200
4/15	Orlando	L	84	100	20-39	Jamison- 21	Nelson- 21	16,305
4/17	@ Detroit	L	77	116	20-40	Harris- 18	Knight- 28	11,595
4/18	Philadelphia	L	87	103	20-41	Hudson, Samuels- 15	Holiday- 24	14,678
4/20	New York	W	98	90	21-41	Irving- 21	Novak, Stoudemire- 15	19,349
4/22	@ San Antonio	L	98	114	21-42	Jamison- 21	Ginobili- 20	18,581
4/23	@ Memphis	L	101	109	21-43	Irving- 25	Gasol, Speights- 17	15,504
4/25	Washington	L	85	96	21-44	Kennedy- 12	Wall- 21	18,086
4/26	@ Chicago	L	75	107	21-45	T. Thompson- 13	Lucas- 25	22,563

2012-13

Season Highlights

Final Record: 24-58

Finished: 5th Place in Division

Head Coach: Byron Scott

Cleveland opened the season with a 94-84 victory over Washington at The Q...Dion Waiters, the fourth pick in the NBA Draft, earned All-Rookie First Team honors while Tyler Zeller, the 17th pick, was named to the All-Rookie Second Team...Kyrie Irving became the 16th All-Star in Cavaliers history, the sixth-youngest player ever named to an All-Star team (20 years, 331 days) and one of seven to make it before turning 21 as he finished the year averaging 22.5 points and 5.9 assists per game...Tristan Thompson averaged a near double-double with career highs of 11.7 points and 9.4 rebounds, while setting the franchise record for offensive rebounds in a single season with 306...Irving, Thompson, Waiters and Zeller each participated in the BBVA Rising Stars Challenge at All-Star Weekend and combined to score 79 points on 35-44 (.795) shooting from the field...Irving won the 2013 Foot Locker Three-Point Contest at All-Star Weekend, joining Mark Price (1993 and '94) as the only Cavs players to win the contest.

Final Statistics

2012-13 PLAYER	Field Goals						3-Point FG			Free Throws			Rebounds											
	G	GS	MIN	FG	FGA	PCT	FG	FGA	PCT	FT	FTA	PCT	OFF	DEF	TOT	AST	PF	DQ	STL	TO	BLK	PTS	AVG	HI
Irving	59	59	2048	484	1070	.452	109	279	.391	248	290	.855	34	182	216	350	146	0	89	191	21	1325	22.5	41
Waiters	61	48	1756	336	815	.412	63	203	.310	159	213	.746	22	127	149	183	113	0	59	121	16	894	14.7	33
Varejao	25	25	901	138	289	.478	0	5	.000	77	102	.755	138	223	361	84	68	0	37	44	14	353	14.1	35
Thompson	82	82	2564	390	799	.488	0	3	.000	177	291	.608	306	467	773	108	234	0	60	123	71	957	11.7	29
Miles	65	13	1364	255	614	.415	126	328	.384	93	107	.869	24	150	174	63	138	1	49	69	17	729	11.2	33
Gee	82	82	2541	305	744	.410	69	219	.315	163	205	.795	75	245	320	133	199	2	107	132	29	842	10.3	22
Speights (TOT)	79	3	1300	260	584	.445	3	10	.300	135	175	.771	146	240	386	47	175	0	24	80	53	658	8.3	23
Speights (CLE)	39	1	721	154	337	.457	1	5	.200	87	108	.806	70	127	197	29	89	0	14	45	26	396	10.2	23
Zeller	77	55	2033	245	559	.438	0	4	.000	120	157	.764	159	279	438	96	251	5	35	95	70	610	7.9	20
Ellington (TOT)	78	21	1661	228	529	.427	94	240	.392	68	75	.907	25	141	166	104	81	0	45	57	3	614	7.9	26
Ellington (CLE)	38	17	985	145	330	.439	53	143	.371	53	59	.898	20	94	114	62	43	0	29	33	2	396	10.4	21
Pargo	25	11	447	75	187	.401	18	57	.316	28	41	.683	7	25	32	64	32	0	12	37	2	196	7.8	28
Livingston (TOT)	66	16	1455	166	346	.480	0	4	.000	85	98	.867	31	127	158	215	127	3	48	76	31	417	6.3	16
Livingston (CLE)	49	12	1135	142	280	.507	0	1	.000	70	83	.843	29	92	121	177	105	3	37	59	29	354	7.2	16
Gibson	46	3	919	84	247	.340	56	163	.344	26	37	.703	5	55	60	82	89	1	30	31	4	250	5.4	19
Sloan	20	0	257	27	78	.346	7	19	.368	20	25	.800	3	25	28	37	17	0	5	13	0	81	4.1	14
Casspi	43	1	503	63	160	.394	25	76	.329	22	41	.537	20	94	114	28	45	1	25	22	12	173	4.0	15
Walton	50	0	857	71	181	.392	20	67	.299	10	20	.500	38	107	145	166	98	0	42	60	13	172	3.4	9
Samuels	18	1	196	22	60	.367	0	1	.000	14	24	.583	10	18	28	8	30	0	3	6	3	58	3.2	11
Jones	32	0	334	43	107	.402	0	0	---	9	15	.600	38	40	78	10	25	0	9	8	5	95	3.0	11
Leuler	9	0	91	10	28	.357	0	3	.000	2	6	.333	5	8	13	5	11	0	2	5	0	22	2.4	7
Selby (TOT)	10	0	59	6	22	.273	1	6	.167	7	11	.636	0	5	5	4	7	0	2	7	0	20	2.0	10
Quinn	7	0	78	4	15	.260	0	0	.000	2	2	1.000	1	1	2	9	4	0	3	6	0	10	1.4	4
Cavaliers	82	-	19730	2993	6901	.434	547	1581	.346	1380	1826	.756	1004	2359	3363	1694	1737	13	647	1149	334	7913	96.5	122
Opponents	82	-	19730	3109	6527	.476	610	1639	.372	1469	1987	.739	889	2563	3452	1963	1615	7	624	1249	560	8297	101.2	124

Season Leaders (min. 40 games)

Scoring Leaders			Rebounding Leaders			Assist Leaders		
1	Kyrie Irving	22.5 ppg	1	Tristan Thompson	9.4 rpg	1	Kyrie Irving	5.9 apg
2	Dion Waiters	14.7 ppg	2	Tyler Zeller	5.7 rpg	2	Shaun Livingston	3.6 apg
3	Tristan Thompson	11.7 ppg	3	Alonzo Gee	3.9 rpg	3	Luke Walton	3.3 apg



2012-13 From Left To Right (First Row): Alonzo Gee, Omri Casspi, Wayne Ellington, Chris Quinn, Daniel Gibson, Byron Scott, Dan Gilbert, Chris Grant, Kyrie Irving, Dion Waiters, Shaun Livingston, C.J. Miles, Luke Walton
From Left To Right (Second Row): George Sibel, Stan Kellers, Derek Millender, Michael Blackstone, Trent Redden, Dan Vincent, Joe Prunty, Jamahl Mosley, Nate Forbes, Jeff Cohen, Zdrunas Ilgauskas, Kevin Jones, Tyler Zeller, Anderson Varejao, Tristan Thompson, Marreese Speights, Paul Pressey, Nate Tibbetts, Jordi Fernandez, David Griffin, Aubrey McCreary, Marvin Cross, Len Komoroski, Stephen Spiro, Max Benton, Mark Cashman

2012-13

Cleveland Cavaliers Results

Date	Opponent	W/L	Cle	Opp	Record	Cavaliers High Scorer	Opp. High Scorer	Attend.
10/30	Washington	W	94	84	1-0	Irving-29	Crawford-11	20,562
11/2	Chicago	L	86	115	1-1	Irving-15	Boozer/Hamilton-19	20,562
11/3	@ Milwaukee	L	102	105	1-2	Irving-27	Dunleavy-29	17,086
11/5	@ L.A. Clippers	W	108	101	2-2	Walters-28	Griffin-20	19,060
11/7	@ Golden State	L	96	106	2-3	Irving-28	Lee-22	18,124
11/9	@ Phoenix	L	105	107	2-4	Walters-23	Dragic-26	15,236
11/11	@ Oklahoma City	L	91	106	2-5	Irving-20	Westbrook-27	18,203
11/13	@ Brooklyn	L	101	114	2-6	Varejao-35	D. Williams-26	17,032
11/17	Dallas	L	95	103	2-7	Irving-26	Mayo-19	18,633
11/18	@ Philadelphia	L	79	86	2-8	Gee-17	Turner-19	15,021
11/21	Philadelphia	W	92	83	3-8	Pargo-28	Jr. Holiday/Richardson-16	16,743
11/23	@ Orlando	L	104	108	3-9	Walters-25	Nelson-22	17,334
11/24	@ Miami	L	108	110	3-10	Pargo/Walters-16	James-30	20,064
11/26	@ Memphis	L	78	84	3-11	Varejao/Walters-15	Gasol/Randolph-19	13,485
11/27	Phoenix	L	78	91	3-12	Varejao-20	Dragic-19	13,687
11/30	@ Atlanta	W	113	111	4-12	Pargo-22	Smith-25	13,094
12/1	Portland (2 OT)	L	117	118	4-13	Gee-22	Lillard-24	16,624
12/3	@ Detroit	L	79	89	4-14	Varejao-17	Knight-17	11,352
12/5	Chicago	L	85	95	4-15	Sloan-14	Belinelli-23	17,893
12/7	@ Minnesota	L	73	91	4-16	Gee-16	Love-36	16,623
12/8	Detroit	L	97	104	4-17	Pargo-24	Knight-30	16,062
12/11	L.A. Lakers	W	100	94	5-17	Irving/Miles-28	Bryant-42	19,172
12/12	@ Indiana	L	81	96	5-18	Miles-28	George-27	11,595
12/14	Milwaukee	L	86	90	5-19	Irving-26	Ellis-33	14,146
12/15	@ New York	L	102	103	5-20	Irving-41	Felton-25	19,033
12/18	Toronto	L	99	113	5-21	Irving-23	Calderon-23	13,233
12/19	@ Boston	L	91	103	5-22	Irving-22	Pierce-40	18,624
12/21	Indiana	L	89	99	5-23	Irving-17	Hibbert-18	14,105
12/22	@ Milwaukee	W	94	82	6-23	Walters-18	Ellis-37	14,176
12/26	@ Washington	W	87	84	7-23	Irving-26	Crawford/Okafor-17	13,846
12/28	Atlanta	L	94	102	7-24	Irving-28	Teague-27	19,443
12/29	@ Brooklyn	L	100	103	7-25	Miles-33	Lopez-35	17,732
1/2	Sacramento	L	94	97	7-26	Irving-22	Thompson-19	12,331
1/4	@ Charlotte	W	106	104	8-26	Irving-33	Gordon-27	15,576
1/5	Houston	L	104	112	8-27	Irving-30	Harden-29	16,866
1/7	@ Chicago	L	92	118	8-28	Walters-18	Boozer-24	21,355
1/9	Atlanta	W	99	83	9-28	Irving-33	Smith-17	13,149
1/11	@ Denver	L	91	98	9-29	Irving-28	Gallinari-23	16,445
1/13	@ L.A. Lakers	L	93	113	9-30	Irving/Walters-15	Bryant-23	18,997
1/14	@ Sacramento	L	118	124	9-31	Walters-33	Cousins-26	12,194
1/16	@ Portland	W	93	88	10-31	Irving-31	Batum-23	18,880
1/19	@ Utah	L	98	109	10-32	Walters-23	Foye-20	19,911
1/22	Boston	W	95	90	11-32	Irving-40	Rondo-17	14,192
1/25	Milwaukee	W	113	108	12-32	Irving-35	Ilyasova-30	15,098
1/26	@ Toronto	W	99	98	13-32	Irving-32	Johnson-18	18,820
1/29	Golden State	L	95	108	13-33	Thompson/Walters-18	Thompson-32	13,939
2/1	@ Detroit	L	99	117	13-34	Thompson-19	Knight/Singler-20	15,693
2/2	Oklahoma City	W	115	110	14-34	Irving-35	Durant-32	20,562
2/6	Charlotte	W	122	95	15-34	Irving-22	Mullens-15	13,264
2/8	Orlando	W	119	108	16-34	Irving-24	Vucevic-25	14,073
2/9	Denver	L	103	111	16-35	Irving-26	Gallinari-19	20,562
2/11	Minnesota	L	92	100	16-36	Irving-20	Ridnour-21	11,556
2/13	San Antonio	L	95	96	16-37	Walters-20	Parker-24	12,162
2/20	New Orleans	W	105	100	17-37	Irving-35	Roberts-17	16,103
2/23	@ Orlando	W	118	94	18-37	Speights-18	Afflalo-16	17,171
2/24	@ Miami	L	105	109	18-38	Walters-26	James-28	20,006
2/26	@ Chicago	W	101	98	19-38	Walters-25	Boozer-27	21,501
2/27	Toronto	W	103	92	20-38	Walters-23	DeRozan-34	13,368
3/1	L.A. Clippers	L	89	105	20-39	Walters-17	Crawford-24	20,562
3/4	New York	L	97	102	20-40	Speights-23	Stoudemire-22	19,784
3/6	Utah	W	104	101	21-40	Irving-20	Hayward-25	12,124
3/8	Memphis	L	92	103	21-41	Irving-24	Gasol-22	17,032
3/10	@ Toronto	L	96	100	21-42	Walters-21	Anderson-18	19,800
3/12	Washington	W	95	90	22-42	Walters-20	Wall-27	14,689
3/15	@ Dallas	L	86	96	22-43	Walters-21	Beaubois-18	20,482
3/16	@ San Antonio	L	113	119	22-44	Ellington-21	Duncan-30	18,581
3/18	Indiana	L	90	111	22-45	Miles-21	Green-20	13,016
3/20	Miami	L	95	98	22-46	Ellington-20	James-25	20,562
3/22	@ Houston	L	78	116	22-47	Livingston-14	Harden-20	15,694
3/27	Boston	L	92	93	22-48	Ellington-16	Bass-22	17,130
3/29	Philadelphia	L	87	97	22-49	Miles-19	Turner-23	17,324
3/31	@ New Orleans	L	92	112	22-50	Irving-31	Vasquez-25	11,008
4/1	@ Atlanta	L	94	102	22-51	Speights-23	Harris-25	13,026
4/3	Brooklyn	L	95	113	22-52	Irving/Speights-16	Brooks-27	14,863
4/5	@ Boston	W	97	91	23-52	Thompson-29	Green-23	18,624
4/7	Orlando	W	91	85	24-52	Gee-19	Harris-26	16,341
4/9	@ Indiana	L	94	99	24-53	Irving-29	Hill-27	15,279
4/10	Detroit	L	104	111	24-54	Irving-27	Drummond-39	13,844
4/12	New York	L	91	101	24-55	Irving-31	J. Smith/Anthony-31	19,430
4/14	@ Philadelphia	L	77	91	24-56	Speights/Thompson/Ellington-12	Wright-15	18,764
4/15	Miami	L	95	96	24-57	Irving/Thompson/Walters-16	Lewis-19	19,091
4/17	@ Charlotte	L	98	105	24-58	Irving-24	Walker-24	13,487

2013-14

Season Highlights

Final Record: 33-49

Finished: 3rd Place in Division

Head Coach: Mike Brown

The Cleveland Cavaliers finished with a nine-win improvement from a season ago...On the year, the Cavs ranked 12th in defensive field goal percentage (.452)...Cleveland was even better at Quicken Loans Arena, where they had the third-best home defense in the NBA at .428...The Cavs matched their franchise record with eight overtime contests in 2013-14...Cleveland won a season-high six straight games from Feb. 7-19, their longest since March 2010...Coach Mike Brown picked up his 305th win with the Cavs in the final game of the season, which moved him past Bill Fitch (304) for the second-most wins in Cavaliers history...Kyrie Irving had his second straight All-Star campaign in 2013-14 after averaging team highs of 20.8 points and 6.1 assists...Irving went on to earn MVP honors of the All-Star Game in New Orleans, becoming the second-youngest NBA player and second Cavalier to win the award (LeBron James)...Tristan Thompson recorded a team-best 36 double-doubles, which were tied for the fifth-most in the East and the most by a Cavs player since Drew Gooden in 2004-05 (37)...Dion Waiters was the highest scoring bench player in the Eastern Conference in 2013-14 (14.7 ppg), while midseason acquisition Luol Deng became the third Cavs player to win the J. Walter Kennedy Citizenship Award, joining Eric Snow (2004-05) and Austin Carr (1979-80).

Final Statistics

2013-14 PLAYER	Field Goals						3-Point FG			Free Throws			Rebounds		DQ	STL	TO	BLK	PTS	AVG	HI			
	G	GS	MIN	FG	FGA	PCT	FG	FGA	PCT	FT	FTA	PCT	OFF	DEF										
Irving	71	71	2496	532	1237	.430	123	344	.358	291	338	.861	52	207	259	433	163	0	108	190	23	1478	20.8	44
Deng (TOT)	63	63	2213	371	860	.431	57	189	.302	212	268	.791	99	282	361	183	111	0	62	114	9	1011	16.0	37
Deng (CLE)	40	40	1353	211	506	.417	40	127	.315	111	144	.771	59	144	203	98	58	0	38	55	5	573	14.3	27
Waiters	70	24	2072	430	993	.433	92	250	.368	161	235	.685	32	163	195	209	153	0	63	154	17	1113	15.9	30
Hawes (TOT)	80	78	2470	403	883	.456	128	308	.416	119	152	.783	131	529	660	240	237	3	44	173	94	1053	13.2	28
Hawes (CLE)	27	25	804	139	297	.468	47	105	.448	40	51	.784	43	165	208	64	83	1	13	54	27	365	13.5	22
Thompson	82	82	2594	363	761	.477	0	1	.000	235	339	.693	269	485	754	72	188	0	42	108	35	961	11.7	25
Miles	51	34	984	178	409	.435	83	211	.393	64	75	.853	18	85	103	52	103	0	46	44	15	503	9.9	34
Jack	80	31	2252	286	698	.410	63	185	.341	125	149	.839	22	201	223	324	133	0	56	133	22	760	9.5	31
Bynum	24	19	480	85	203	.419	0	0	---	32	42	.762	47	79	126	27	28	0	6	30	28	202	8.4	20
Varejao	65	29	1800	227	459	.495	0	7	.000	92	135	.681	187	442	629	140	164	2	69	72	39	546	8.4	18
Zeller	70	9	1049	156	290	.538	0	1	.000	87	121	.719	103	179	282	36	137	1	18	60	38	399	5.7	23
Clark	45	17	898	90	240	.375	40	116	.345	14	24	.583	20	107	127	16	61	0	16	30	19	234	5.2	15
Dellavedova	72	4	1271	122	296	.412	57	155	.368	38	48	.792	29	94	123	187	121	0	33	60	5	339	4.7	21
Bennett	52	0	663	80	225	.356	13	53	.245	44	69	.636	49	106	155	17	93	1	21	47	8	217	4.2	19
Gee	65	24	1020	98	236	.415	19	58	.328	43	61	.705	35	114	147	47	96	0	39	44	15	258	4.0	12
Felix	7	0	38	7	14	.500	2	5	.400	3	4	.750	1	5	6	4	4	0	0	4	0	19	2.7	10
Sims	20	0	168	18	45	.400	0	0	---	8	14	.571	22	34	56	5	32	1	5	8	7	44	2.2	7
Karasev	22	1	156	12	35	.343	4	19	.211	9	10	.900	0	16	16	6	22	0	3	11	1	37	1.7	8
Curry (TOT)	2	0	13	1	3	.333	1	1	1.000	0	0	---	0	1	1	0	0	0	2	0	0	3	1.5	3
Curry (CLE)	1	0	9	1	3	.333	1	1	1.000	0	0	---	0	1	1	0	0	0	2	0	0	3	3.0	3
Edwards	2	0	12	1	3	.333	0	0	---	0	0	---	1	1	2	0	1	0	0	1	0	2	1.0	2
Onuaku (TOT)	5	0	30	1	5	.200	0	0	---	1	2	.500	2	6	8	3	3	0	0	1	0	3	0.6	2
Onuaku (CLE)	2	0	5	0	1	.000	0	0	---	0	0	---	0	1	1	0	0	0	0	0	0	0	0.0	0
Hopson	2	0	7	0	4	.000	0	2	.000	1	2	.500	0	0	0	0	1	0	0	1	0	1	0.5	1
Cavaliers	82	-	19930	3036	6955	.437	584	1640	.356	1398	1861	.751	989	2629	3618	1738	1640	6	579	1163	304	8054	98.2	127
Opponents	82	-	19930	3097	6847	.452	765	2083	.367	1965	1803	.757	841	2648	3489	2037	1599	10	587	1144	461	8324	101.5	127

Season Leaders (min. 40 games)

Scoring Leaders			Rebounding Leaders			Assist Leaders		
1	Kyrie Irving	20.8 ppg	1	Anderson Varejao	9.7 rpg	1	Kyrie Irving	6.1 apg
2	Dion Waiters	15.9 ppg	2	Tristan Thompson	9.2 rpg	2	Jarrett Jack	4.1 apg
3	Luol Deng	14.3 ppg	3	Luol Deng	5.1 rpg	3	Dion Waiters	3.0 apg



2013 -14 From Left To Right (First Row): Dan Vincent, Mike Gerrity, Alonzo Gee, Sergey Karasev, Jarrett Jack, Dion Waiters, Mike Brown, Dan Gilbert, David Griffin, Kyrie Irving, Matthew Dellavedova, C.J. Miles, Carrick Felix, Yusuke Nakayama, George Sibel
From Left To Right (Second Row): Tad Carper, Derek Millender, Stephen Spiro, Koby Altman, Trent Redden, Len Komoroski, Jim Boylan, Nate Forbes, Jamahl Mosley, Bret Brielmaler, Jeff Cohen, Scotty Hopson, Anthony Bennett, Tristan Thompson, Spencer Hawes, Tyler Zeller, Anderson Varejao, Luol Deng, Vitaly Potapenko, Igor Kokoskov, Phil Handy, Bernie Bickerstaff, Marvin Cross, Mark Cashman, Alex Moore, B.J. Evans, Jeff Schaefer

2013-14

Cleveland Cavaliers Results

Date	Opponent	W/L	Cle	Opp	Record	Cavaliers High Scorer	Opp. High Scorer	Attend.
10/30	Brooklyn	W	98	94	1-0	Thompson - 18	Lopez - 21	20,562
11/1	@ Charlotte	L	84	90	1-1	Miles - 22	Walker - 23	18,017
11/2	@ Indiana	L	74	89	1-2	Walters - 17	Stephenson - 22	16,242
11/4	Minnesota	W	93	92	2-2	Miles - 19	Martin - 23	17,892
11/6	@ Milwaukee	L	104	109	2-3	Irving - 29	Mayo - 28	14,340
11/8	@ Philadelphia	L	79	94	2-4	Walters - 18	Turner - 22	15,219
11/9	Philadelphia (2 OT)	W	127	125	3-4	Irving - 39	Turner - 31	20,562
11/11	@ Chicago	L	81	96	3-5	Irving - 16	Boozer - 17	21,778
11/13	@ Minnesota	L	95	124	3-6	Irving - 20	Love - 33	14,978
11/15	Charlotte	L	80	86	3-7	Irving - 18	Kidd-Gilchrist - 16	18,679
11/16	@ Washington (OT)	W	103	96	4-7	Irving - 41	Beal - 28	18,038
11/20	Washington	L	91	98	4-8	Irving - 28	Beal - 26	16,189
11/22	@ New Orleans	L	100	104	4-9	Irving - 22	Evans/Gordon - 19	15,186
11/23	@ San Antonio	L	96	126	4-10	Bynum - 16	James - 28	18,581
11/27	Miami	L	84	95	4-11	Walters - 24	James - 28	20,562
11/29	@ Boston	L	86	103	4-12	Walters - 21	Green - 17	17,685
11/30	Chicago	W	97	93	5-12	Walters/Bynum - 20	Deng - 27	17,296
12/4	@ Denver	W	98	88	6-12	Irving - 23	Foye - 16	14,642
12/6	@ Atlanta	L	89	108	6-13	Walters - 30	Horford - 22	13,282
12/7	L.A. Clippers	W	88	82	7-13	Thompson/Irving - 20	Crawford - 19	16,216
12/10	New York	W	109	94	8-13	Irving - 37	Anthony - 29	14,580
12/13	@ Orlando	W	109	100	9-13	Irving - 31	Oladipo - 26	16,119
12/14	@ Miami	L	107	114	9-14	Irving - 19	James - 25	19,656
12/17	Portland	L	116	119	9-15	Irving/Walters - 25	Lillard - 36	15,689
12/20	Milwaukee (OT)	W	114	111	10-15	Irving - 39	Mayo - 20	19,058
12/21	@ Chicago	L	84	100	10-16	Bynum - 19	Boozer - 19	21,658
12/23	Detroit	L	92	115	10-17	Irving - 21	Smith - 25	19,215
12/26	Atlanta (2 OT)	L	125	127	10-18	Irving - 40	Teague - 34	18,682
12/28	@ Boston	L	100	103	10-19	Irving - 32	Green/Crawford - 19	18,264
12/29	Golden State (OT)	L	104	108	10-20	Irving - 27	Curry - 29	19,384
12/31	@ Indiana	L	76	91	10-21	Varejao - 14	George - 21	18,165
1/2	Orlando (OT)	W	87	81	11-21	Varejao - 18	Davis - 16	14,248
1/4	@ Brooklyn	L	82	89	11-22	Walters - 26	Williams - 21	17,732
1/5	Indiana	L	78	82	11-23	Miles - 21	George - 16	17,502
1/7	Philadelphia	W	111	93	12-23	Miles - 34	Carter-Williams - 33	13,344
1/10	@ Utah	W	113	102	13-23	Irving - 25	Jefferson - 18	18,480
1/12	@ Sacramento	L	80	124	13-24	Miles - 14	Thomas - 26	16,072
1/14	@ L.A. Lakers	W	120	118	14-24	Deng - 27	Young - 28	18,997
1/15	@ Portland	L	96	108	14-25	Deng - 25	Aldridge - 32	19,998
1/17	@ Denver	W	117	109	15-25	Irving - 23	Chandler - 23	18,486
1/20	Dallas	L	97	102	15-26	Irving - 26	Ellis - 22	18,762
1/22	Chicago	L	87	98	15-27	Irving - 26	Augustin - 27	16,890
1/24	Milwaukee	W	93	78	16-27	Varejao - 16	Middleton - 13	17,147
1/26	Phoenix	L	90	99	16-28	Irving - 24	Mark Morris - 27	15,872
1/28	New Orleans	L	89	100	16-29	Irving - 23	Davis - 30	13,985
1/30	@ New York	L	86	117	16-30	Irving - 24	Anthony/Hardaway - 29	19,812
2/1	@ Houston	L	92	106	16-31	Deng - 24	Harden - 28	18,309
2/3	@ Dallas	L	107	124	16-32	Irving - 27	Nowitzki - 23	19,595
2/5	L.A. Lakers	L	108	119	16-33	Miles - 27	Kelly - 26	15,205
2/7	@ Washington	W	115	113	17-33	Walters - 24	Wall - 32	16,294
2/9	Memphis (OT)	W	91	83	18-33	Irving - 28	Calathes - 17	16,484
2/11	Sacramento	W	109	99	19-33	Deng - 22	Cousins - 21	14,245
2/12	@ Detroit	W	93	89	20-33	Thompson - 25	Smith - 18	13,184
2/18	@ Philadelphia	W	114	85	21-33	Zeller - 18	Carter-Williams/Young - 15	12,904
2/19	Orlando	W	101	93	22-33	Irving - 22	Afflalo - 23	16,539
2/21	@ Toronto	L	91	98	22-34	Deng - 21	Ross - 20	18,854
2/23	Washington	L	83	96	22-35	Deng - 17	Wall - 21	17,238
2/25	Toronto	L	93	99	22-36	Irving - 25	DeRozan - 33	13,758
2/26	@ Oklahoma City	W	114	104	23-36	Irving - 31	Durant - 28	18,203
2/28	Utah	W	99	79	24-36	Irving - 21	Hayward - 18	18,601
3/1	@ Memphis	L	96	110	24-37	Irving - 28	Randolph - 23	17,011
3/4	San Antonio	L	101	122	24-38	Irving/Walters - 24	Green - 24	17,966
3/7	@ Charlotte	L	92	101	24-39	Deng/Walters - 19	Jefferson - 28	15,688
3/8	New York	L	97	107	24-40	Irving - 30	Anthony - 26	20,562
3/12	@ Phoenix	W	110	101	25-40	Irving - 23	Dragic - 20	17,902
3/14	@ Golden State	W	103	94	26-40	Hawes - 22	Curry - 27	19,596
3/16	@ L.A. Clippers	L	80	102	26-41	Deng - 23	Griffin - 21	19,274
3/18	Miami	L	96	100	26-42	Jack - 22	James - 43	20,562
3/20	Oklahoma City	L	95	102	26-43	Walters - 30	Durant - 35	18,246
3/22	Houston	L	111	118	26-44	Walters - 26	Harden - 37	19,058
3/23	@ New York	W	106	100	27-44	Jack - 31	Anthony - 32	19,812
3/25	Toronto	W	102	100	28-44	Walters - 24	Lowry - 22	15,497
3/26	@ Detroit	W	97	96	29-44	Dellavedova - 21	Smith - 24	15,979
3/28	@ Brooklyn	L	97	108	29-45	Deng/Walters - 20	Pierce - 22	17,732
3/30	Indiana	W	90	76	30-45	Walters - 19	George - 15	17,147
4/2	@ Orlando	W	119	98	31-45	Walters - 26	Oladipo - 16	16,092
4/4	@ Atlanta	L	98	117	31-46	Walters - 23	Scott - 26	16,210
4/5	Charlotte (OT)	L	94	96	31-47	Irving - 44	Jefferson - 24	18,179
4/9	Detroit	W	122	100	32-47	Walters - 22	Jennings/Jerebko - 17	15,979
4/11	@ Milwaukee	L	116	119	32-48	Walters - 23	Knight - 24	13,126
4/12	Boston	L	99	111	32-49	Irving/Jack/Walters - 15	Bradley/Olynyk - 25	18,456
4/16	Brooklyn	W	114	85	33-49	Zeller - 22	Blatche/Thornton - 20	19,842

2014-15

Season Highlights

Final Record: 53-29

Finished: 1st Place in Division

Head Coach: David Blatt

The Cavaliers, led by first-year NBA head coach David Blatt, captured its fourth Central Division title after finishing with a 53-29 record in 2014-15, which includes an NBA-best 34-9 over the final 43 games...After winning 20 more games from a season ago to garner the No. 2 seed in the Eastern Conference, Cleveland went on to advance to its second ever NBA Finals and finished the postseason with a franchise-record 14 wins...During the regular season, the Cavs won a season-high 18 straight home games from Jan. 19-April 5 and finished with a 31-10 mark at Quicken Loans Arena...Cleveland averaged 10.1 three-pointers per game (fourth in NBA), shattering the franchise single-season record (8.0 in 2008-09)...The team's 826 made three-pointers were the eighth-most all-time in NBA history...LeBron James (25.3), Kyrie Irving (21.7) and Kevin Love (16.4) were the highest scoring trio in the NBA at 63.4 points per game...The 2014-15 Cavs were one of only two teams in league history with three players who tallied 1,200 points and 115 three-pointers in a single season, joining the 1995-96 Dallas Mavericks trio of Jim Jackson, George McCloud and Jason Kidd...James was an Eastern Conference All-Star for the 11th straight season and an All-NBA First Team selection, while Irving was also an All-Star and All-NBA Third Team selection.

Final Statistics

2014-15 PLAYER	Field Goals						3-Point FG			Free Throws			Rebounds				DQ	STL	TO	BLK	PTS	AVG	HI	
	G	GS	MIN	FG	FGA	PCT	FG	FGA	PCT	FT	FTA	PCT	OFF	DEF	TOT	AST								PF
James	69	69	2493	624	1279	488	120	339	354	375	528	710	51	365	416	511	135	0	109	272	49	1743	25.3	42
Irving	75	75	2730	578	1235	468	157	378	415	315	365	863	55	182	237	389	146	0	114	186	20	1628	21.7	57
Love	75	75	2532	413	952	434	144	392	367	258	321	804	142	589	731	168	140	1	51	122	39	1228	16.4	32
Smith (TOT)	70	51	2079	315	755	417	163	426	383	54	72	750	30	188	218	195	163	1	82	97	22	847	12.1	29
Smith (CLE)	46	45	1461	214	504	425	131	336	390	27	33	818	26	134	160	114	119	1	64	52	18	586	12.7	29
Walters	33	3	786	138	342	404	22	86	256	47	60	783	12	45	57	74	59	0	44	50	10	345	10.5	26
Varejao	26	26	636	111	200	555	0	2	000	33	45	733	57	113	170	35	58	0	19	35	16	255	9.8	23
Mozgov (TOT)	81	80	2046	314	566	555	2	6	333	155	216	718	203	388	591	55	227	2	33	116	97	785	9.7	20
Mozgov (CLE)	46	45	1149	197	334	590	0	0	---	92	130	708	112	207	319	39	113	0	18	69	56	486	10.6	20
Thompson	82	15	2194	267	488	547	0	0	---	159	248	641	274	383	657	39	189	1	34	83	61	693	8.5	24
Shumpert (TOT)	62	25	1545	193	471	410	67	196	342	43	64	672	55	169	224	135	138	2	81	91	16	496	8.0	21
Shumpert (CLE)	38	1	920	105	256	410	44	130	338	18	27	667	33	110	143	57	71	0	51	49	13	272	7.2	18
Marion	57	24	1101	119	267	446	12	46	261	26	34	765	64	138	202	51	58	0	27	33	27	276	4.8	13
Dellavedova	67	13	1380	111	307	362	68	167	407	29	38	763	37	89	126	204	152	0	24	61	2	319	4.8	18
Jones	57	2	669	74	201	368	63	175	360	39	46	848	9	53	62	24	67	0	13	13	8	250	4.4	14
Perkins (TOT)	68	3	1148	102	227	449	0	1	000	42	83	506	91	229	320	51	162	1	16	95	42	246	3.6	17
Perkins (CLE)	17	0	167	20	41	488	0	0	---	4	8	500	11	30	41	8	27	0	2	21	4	44	2.6	7
Harris	51	1	493	48	120	400	31	84	369	9	15	600	7	34	41	26	62	1	7	27	2	136	2.7	16
Miller	52	15	701	37	114	325	32	98	327	3	4	750	4	87	91	46	74	0	14	23	4	109	2.1	21
Price	11	0	87	9	34	265	0	11	000	4	6	667	4	11	15	13	1	0	3	3	0	22	2.0	6
Cherry	8	0	69	5	19	263	2	9	222	3	6	500	1	4	5	8	10	0	6	4	1	15	1.9	5
Haywood	22	1	119	14	30	467	0	0	---	7	13	538	6	23	29	2	17	0	2	10	10	35	1.6	7
Amundson	12	0	79	4	12	333	0	0	---	3	5	600	5	15	20	5	11	0	1	5	0	11	0.9	5
Kirk	5	0	14	1	4	250	0	0	---	2	2	1000	1	0	1	1	1	0	0	0	0	4	0.8	2
Cavaliers	82	-	19780	3089	6739	458	826	2253	367	1453	1934	751	911	2612	3523	1814	1510	4	603	1171	340	8457	103.1	129
Opponents	82	-	19780	3121	6850	456	634	1848	343	1214	1629	745	885	2487	3372	1974	1685	9	642	1092	368	8090	98.7	127

Season Leaders (min. 40 games)

Scoring Leaders			Rebounding Leaders			Assist Leaders		
1	LeBron James	25.3 ppg	1	Kevin Love	9.7 rpg	1	LeBron James	7.4 apg
2	Kyrie Irving	21.7 ppg	2	Tristan Thompson	8.0 rpg	2	Kyrie Irving	5.2 apg
3	Kevin Love	16.4 ppg	3	Timofey Mozgov	6.9 rpg	3	Matthew Dellavedova	3.0 apg



2014-15 From Left To Right (First Row): Timofey Mozgov, Kendrick Perkins, Tristan Thompson, LeBron James, David Blatt, Dan Gilbert, David Griffin, Shawn Marion, Kevin Love, Anderson Varejao, James Jones, Brendan Haywood
From Left To Right (Second Row): Len Komoroski, James Posey, Tad Carper, Tyrone Lue, Nate Forbes, Jim Boylan, Larry Drew, Joe Harris, Mike Miller, Matthew Dellavedova, Kyrie Irving, Iman Shumpert, J.R. Smith, Vitaly Potapenko, Bret Briellemaier, Phil Handy, Trent Redden, Jeff Cohen, Raja Bell, Koby Altman, Jeff Schaefer, Brock Aller, B.J. Evans
From Left To Right (Third Row): Al Richards, Marvin Cross, Jason Daniel, Michael Pearl, Robert Brown, Rod Williams, George Sibel, Mark Cashman, Alex Moore, Mike Mancias, Yusuke Nakayama, Stephen Spiro, Derek Millender, Mike Gerrity, Dan Vincent, Randy Mims, Mike Gansey, Damon Jones

2014-15

Cleveland Cavaliers Results

Date	Opponent	W/L	Cle	Opp	Record	Cavaliers High Scorer	Opp. High Scorer	Attend.
10/30	New York	L	90	95	0-1	Irving - 22	Anthony - 25	20,562
10/31	@ Chicago (OT)	W	114	108	1-1	James - 36	Hinrich/Rose - 20	22,879
11/4	@ Portland	L	82	101	1-2	Love - 22	Lillard - 27	19,441
11/5	@ Utah	L	100	102	1-3	Irving - 34	Favors/Hayward - 21	19,911
11/7	@ Denver	W	110	101	2-3	James - 22	Foye - 28	19,623
11/10	New Orleans	W	118	111	3-3	Irving/James - 32	Anderson 32	20,562
11/14	@ Boston	W	122	121	4-3	James - 41	Olynyk - 21	18,624
11/15	Atlanta	W	127	94	5-3	James - 32	Millsap - 16	20,562
11/17	Denver	L	97	106	5-4	James - 22	Lawson - 24	20,562
11/19	San Antonio	L	90	92	5-5	Varejao - 23	Diaw/Duncan - 19	20,562
11/21	@ Washington	L	78	91	5-6	Irving/James - 22	Wall - 28	20,356
11/22	Toronto	L	93	110	5-7	Love - 23	Williams - 36	20,562
11/24	Orlando	W	106	74	6-7	James - 29	Oladipo - 22	20,562
11/26	Washington	W	113	87	7-7	James - 29	Butler - 23	20,562
11/29	Indiana	W	109	97	8-7	Love - 28	West - 14	20,562
12/2	Milwaukee	W	111	108	9-7	Irving - 28	Knight - 27	20,562
12/4	@ New York	W	90	87	10-7	Irving - 37	Hardaway - 20	19,812
12/5	@ Toronto	W	105	91	11-7	James - 24	A. Johnson - 27	20,077
12/8	@ Brooklyn	W	110	88	12-7	Walters - 26	Garnett - 14	17,732
12/9	Toronto	W	105	101	13-7	James - 35	Ross/Valanciunas - 18	20,562
12/11	@ Oklahoma City	L	94	103	13-8	Irving - 20	Westbrook - 26	18,203
12/12	@ New Orleans	L	114	119	13-9	James - 41	Evans - 31	18,069
12/15	Charlotte	W	97	88	14-9	James - 27	Walker - 24	20,562
12/17	Atlanta	L	98	127	14-10	James/Walters - 21	Mack - 24	20,562
12/19	Brooklyn	W	95	91	15-10	James - 22	Johnson - 26	20,562
12/21	Memphis	W	105	91	16-10	James - 25	Gasol - 23	20,562
12/23	Minnesota	W	125	104	17-10	Irving - 29	Wiggins - 27	20,562
12/25	@ Miami	L	91	101	17-11	James - 30	Wade - 31	19,817
12/26	@ Orlando	W	98	89	18-11	James - 29	Harris - 16	18,846
12/28	Detroit	L	80	103	18-12	Love - 20	Jennings - 25	20,562
12/30	@ Atlanta	L	101	109	18-13	Irving - 35	Millsap - 26	19,215
12/31	Milwaukee	L	80	96	18-14	Irving - 25	Knight - 26	20,562
1/2	@ Charlotte	W	91	87	19-14	Love - 27	Henderson - 14	19,307
1/4	Dallas	L	90	109	19-15	Love - 30	Ellis - 20	20,562
1/5	@ Philadelphia	L	92	95	19-16	Love - 28	Wroten - 20	17,771
1/7	Houston	L	93	105	19-17	Irving - 38	Harden - 21	20,562
1/9	@ Golden State	L	94	112	19-18	Smith - 27	Thompson - 24	19,596
1/11	@ Sacramento	L	84	103	19-19	Love - 25	Cousins - 22	16,143
1/13	@ Phoenix	L	100	107	19-20	James - 33	Mark, Morris - 35	16,819
1/15	@ L.A. Lakers	W	109	102	20-20	James - 36	Hill - 20	18,997
1/17	@ L.A. Clippers	W	126	121	21-20	Irving - 37	Griffin - 34	19,380
1/19	Chicago	W	108	94	22-20	James - 26	Butler - 20	20,562
1/21	Utah	W	106	92	23-20	James - 26	Kanter - 24	20,562
1/23	Charlotte	W	129	90	24-20	James - 25	Jefferson - 22	20,562
1/25	Oklahoma City	W	108	98	25-20	James - 34	Durant - 32	20,562
1/27	@ Detroit	W	103	95	26-20	Irving - 38	Augustin - 19	18,178
1/28	Portland	W	99	94	27-20	Irving - 55	Aldridge - 38	20,562
1/30	Sacramento	W	101	90	28-20	Love - 23	Cousins - 21	20,562
1/31	@ Minnesota	W	106	90	29-20	James - 36	Wiggins - 33	19,562
2/2	Philadelphia	W	97	84	30-20	Irving - 24	Grant/Covington - 18	20,562
2/5	L.A. Clippers	W	105	94	31-20	Love - 24	Griffin - 16	20,562
2/6	@ Indiana	L	99	103	31-21	Irving - 29	Miles - 26	18,165
2/8	L.A. Lakers	W	120	105	32-21	Love - 32	Clarkson - 20	20,562
2/11	Miami	W	113	93	33-21	Mozgov - 20	Chalmers - 18	20,562
2/12	@ Chicago	L	98	113	33-22	James - 31	Rose - 30	21,920
2/20	@ Washington	W	127	89	34-22	James - 28	Wall/Nene - 18	20,356
2/22	@ New York	W	101	83	35-22	James/Irving - 18	Galloway - 13	19,812
2/24	@ Detroit	W	102	93	36-22	Love - 24	Jackson - 22	19,087
2/26	Golden State	W	110	99	37-22	James - 42	Lee - 19	20,562
2/27	@ Indiana	L	86	93	37-23	Smith - 21	Stuckey - 19	18,165
3/1	@ Houston (OT)	L	103	105	37-24	James - 37	Harden - 33	18,345
3/3	Boston	W	110	79	38-24	James - 27	Bass - 15	20,562
3/4	@ Toronto	W	120	112	39-24	James - 29	Valanciunas/Williams - 26	19,800
3/6	@ Atlanta	L	97	106	39-25	Irving - 20	Horford - 19	19,244
3/7	Phoenix	W	89	79	40-25	Mozgov - 19	Mark, Morris - 16	20,562
3/10	@ Dallas	W	127	94	41-25	James - 27	Parsons - 18	20,501
3/12	@ San Antonio (OT)	W	128	125	42-25	Irving - 57	Parker - 31	18,581
3/15	@ Orlando	W	123	108	43-25	Irving - 33	Oladipo - 25	17,786
3/16	@ Miami	L	92	106	43-26	Thompson - 26	Wade - 32	19,626
3/18	Brooklyn	W	117	92	44-26	Smith/Mozgov - 17	Williams - 20	20,562
3/20	Indiana	W	95	92	45-26	James - 29	G. Hill - 24	20,562
3/22	@ Milwaukee	W	108	90	46-26	James - 28	Carter-Williams - 19	16,687
3/25	@ Memphis	W	111	89	47-26	Irving - 24	Gasol - 18	18,119
3/27	@ Brooklyn	L	98	106	47-27	Irving - 26	Lopez/Johnson - 20	17,732
3/29	Philadelphia	W	87	86	48-27	James - 20	Covington - 19	20,562
4/2	Miami	W	114	88	49-27	James/Irving - 23	Deng/Whitehouse - 17	20,562
4/5	Chicago	W	99	94	50-27	Irving - 27	Dunleavy - 24	20,562
4/8	@ Milwaukee	W	104	99	51-27	Irving - 27	Carter-Williams - 30	14,629
4/10	Boston	L	90	99	51-28	Love - 19	Smart - 19	20,562
4/12	@ Boston	L	78	117	51-29	Shumpert - 15	Thomas - 17	18,624
4/13	Detroit	W	109	97	52-29	Smith - 28	Drummond - 20	20,562
4/15	Washington (OT)	W	113	108	53-29	Love - 19	Webster - 20	20,562

2015-16

Season Highlights

Final Record: 57-25

Finished: 1st Place in Division

Head Coach: David Blatt 30-11

Tyrronn Lue 27-14

The Cavaliers won their first NBA championship, defeating the Golden State Warriors (4-3) and becoming the first team in NBA history to overcome a 3-1 Finals deficit...Cleveland owned the Eastern Conference's best regular season (57-25) and home record (33-8), and made a franchise-best 880 three-pointers...Tyrronn Lue, who led the Cavs to a 10-0 start in the 2016 Playoffs, became the third coach to win an NBA title after taking over a team midseason (Pat Riley, Paul Westhead), as well as the fourth-youngest coach to win a championship...LeBron James was named Finals MVP after becoming the only player to ever lead a playoff series in points, rebounds, assists, steals and blocks...Kyrie Irving (27.1) and James (29.7) were the first set of teammates since 1963 to average over 27.0 points in the Finals...In 2015-16, James was an All-NBA First Team selection, NBA All-Star starter, Kia NBA Eastern Conference Player of the Month three times, Player of the Week five times, and set the league record with his 12th consecutive season averaging at least 25.0 points...Kevin Love registered a team-high 35 double-doubles for Cleveland, who allowed the fourth-lowest scoring average in the league at 98.3 points...Tristan Thompson increased his franchise record games played streak to 370, while J.R. Smith set the team's single season record with 204 three-pointers.

Final Statistics

2015-16 PLAYER	Field Goals						3-Point FG			Free Throws			Rebounds											
	G	GS	MIN	FG	FGA	PCT	FG	FGA	PCT	FT	FTA	PCT	OFF	DEF	TOT	AST	PF	DQ	STL	TO	BLK	PTS	AVG	HI
James	76	76	2709	737	1416	.520	87	282	.309	359	491	.731	111	454	565	514	143	0	104	249	48	1920	25.3	37
Irving	53	53	1667	394	879	.448	84	262	.321	169	191	.885	44	113	157	250	107	0	56	124	18	1041	19.6	35
Love	77	77	2424	409	977	.419	158	439	.360	258	314	.822	149	613	762	185	159	0	58	142	41	1234	16.0	34
D. Jones	1	0	42	6	14	.429	1	2	.500	0	0	---	1	4	5	2	6	1	1	0	2	13	13.0	13
Smith	77	77	2362	353	850	.415	204	510	.400	45	71	.634	43	174	217	130	204	1	81	59	21	955	12.4	27
Williams	41	14	748	132	302	.437	36	102	.353	38	42	.905	6	66	72	98	60	0	14	57	5	338	8.2	29
Thompson	82	34	2269	247	420	.588	0	0	---	149	242	.616	268	470	738	62	202	0	38	61	51	643	7.8	19
Dellavedova	76	14	1867	207	511	.405	98	239	.410	57	66	.864	33	129	162	337	178	0	44	116	9	569	7.5	20
Mozgov	76	48	1326	203	359	.565	1	7	.143	68	95	.716	110	227	337	33	159	1	22	71	57	475	6.3	17
Frye (TOT)	70	32	1199	152	347	.438	91	235	.387	30	35	.857	35	199	234	71	127	0	29	43	28	425	6.1	21
Frye (CLE)	26	3	446	71	161	.441	43	114	.377	11	14	.786	12	81	93	26	56	0	8	13	8	196	7.5	21
Shumpert	54	5	1316	114	305	.374	43	146	.295	40	51	.784	32	171	203	92	119	1	54	57	19	311	5.8	23
Jefferson	74	5	1326	143	312	.458	66	173	.382	58	87	.667	15	113	128	59	129	0	33	43	14	410	5.5	20
McRae (TOT)	22	1	196	34	78	.436	10	22	.455	21	28	.750	4	16	20	25	17	0	3	15	1	99	4.5	36
McRae (CLE)	15	1	113	23	52	.442	7	11	.636	9	13	.692	2	10	12	15	10	0	0	9	1	62	4.1	36
J. Jones	48	0	463	58	142	.408	41	104	.394	21	26	.808	8	42	50	14	50	0	11	13	10	178	3.7	15
Cunningham	40	3	355	32	91	.352	10	32	.313	30	48	.625	3	26	29	19	37	0	12	18	2	104	2.6	12
Varejao	31	0	310	32	76	.421	0	1	.000	16	21	.762	24	67	91	20	35	0	11	16	5	80	2.6	9
Kaun	25	0	95	9	17	.529	0	0	---	5	11	.455	12	14	26	3	11	0	4	7	5	23	0.9	4
Harris	5	0	15	1	4	.250	1	4	.250	0	0	---	0	3	3	2	1	0	0	1	0	3	0.6	3
CAVALIERS	82	-	19855	3171	6888	.460	880	2428	.362	1333	1783	.748	873	2777	3650	1961	1666	4	551	1114	317	8555	104.3	125
OPPONENTS	82	-	19855	3019	6736	.448	647	1862	.347	1378	1855	.743	760	2604	3364	1756	1690	13	590	1092	362	8063	98.3	132

Season Leaders (min. 40 games)

Scoring Leaders			Rebounding Leaders			Assist Leaders		
1	LeBron James	25.3 ppg	1	Kevin Love	9.9 rpg	1	LeBron James	6.8 apg
2	Kyrie Irving	19.6 ppg	2	Tristan Thompson	9.0 rpg	2	Kyrie Irving	4.7 apg
3	Kevin Love	16.0 ppg	3	LeBron James	7.4 rpg	3	Matthew Dellavedova	4.4 apg



2015-16 From Left To Right (First Row): Timofey Mozgov, Channing Frye, Tristan Thompson, LeBron James, Tyrronn Lue, Dan Gilbert, David Griffin, Kyrie Irving, Kevin Love, Richard Jefferson, James Jones, Sasha Kaun
From Left To Right (Second Row): Tad Carper, Len Komoroski, Mike Gansey, Anthony Leotti, Nate Forbes, Mike Longabardi, James Posey, Jim Boylan, Larry Drew, Mo Williams, Jordan McRae, Matthew Dellavedova, Dahntay Jones, Iman Shumpert, J.R. Smith, Bret Brielmaler, Vitaly Potapenko, Phil Handy, Jeff Cohen, Trent Redden, Koby Altman, Brock Allen, Randy Mims, Jeff Schaefer
From Left To Right (Third Row): Jason Daniel, Michael Pearl, Robert Brown, Rod Williams, Marvin Cross, Mike Mancias, Derek Millender, Stephen Spiro, Dan Vincent, Mike Gerrity, Alex Moore, Yusuke Nakayama, Michael Orr, George Sibel, Mark Cashman, B.J. Evans

2015-16

Cleveland Cavaliers Results

Date	Opponent	W/L	Cle	Opp	Record	Cavaliers High Scorer	Opp. High Scorer	Attend.
10/27	@ Chicago	L	95	97	0-1	James - 25	Mirotic - 19	21,957
10/28	@ Memphis	W	106	76	1-1	Love - 17	Randolph/Gasol - 12	18,119
10/30	Miami	W	102	92	2-1	James - 29	Wade - 25	20,562
11/2	@ Philadelphia	W	107	100	3-1	James - 22	Okafor - 24	18,094
11/4	New York	W	96	86	4-1	James - 23	Anthony - 17	20,562
11/6	Philadelphia	W	108	102	5-1	James - 31	Okafor/Noel - 18	20,562
11/8	Indiana	W	101	97	6-1	James - 29	George - 32	20,562
11/10	Utah	W	118	114	7-1	James - 31	Burks - 24	20,562
11/13	@ New York	W	90	84	8-1	James - 31	Anthony - 26	19,812
11/14	@ Milwaukee (2OT)	L	105	108	8-2	James - 37	Bayless/Carter-Williams - 17	18,717
11/17	@ Detroit	L	99	104	8-3	James - 30	Drummond - 25	18,442
11/19	Milwaukee	W	115	100	9-3	James - 27	Antetokounmpo - 33	20,562
11/21	Atlanta	W	109	97	10-3	Love - 25	Millsap/Korver - 14	20,562
11/23	Orlando	W	117	103	11-3	Love - 34	Nicholson - 18	20,562
11/25	@ Toronto	L	99	103	11-4	James - 24	Lowry - 27	20,140
11/27	@ Charlotte	W	95	90	12-4	James - 25	Walker - 18	19,093
11/28	Brooklyn	W	90	88	13-4	Love/James - 26	Lopez - 22	20,562
12/1	Washington	L	85	97	13-5	James - 24	Wall - 35	20,562
12/4	@ New Orleans (OT)	L	108	114	13-6	James - 37	Davis - 31	17,906
12/5	@ Miami	L	84	99	13-7	Jefferson - 16	Wade - 19	19,600
12/8	Portland	W	105	100	14-7	James - 33	Lillard - 33	20,562
12/11	@ Orlando	W	111	76	15-7	James - 25	Vucevic - 14	17,239
12/15	@ Boston	W	89	77	16-7	James - 24	Bradley - 17	18,624
12/17	Oklahoma City	W	104	100	17-7	James - 33	Westbrook - 27	20,562
12/20	Philadelphia	W	108	86	18-7	James - 23	Noel - 15	20,562
12/23	New York	W	91	84	19-7	James - 24	Porzingis - 23	20,562
12/25	@ Golden State	L	83	89	19-8	James - 25	Green - 22	19,596
12/26	@ Portland	L	76	105	19-9	Love - 13	Crabbe - 26	19,393
12/28	@ Phoenix	W	101	97	20-9	Irving - 22	Warren - 23	18,319
12/29	@ Denver	W	93	87	21-9	James - 34	Barton - 29	17,523
1/2	Orlando	W	104	79	22-9	James - 29	A. Gordon - 11	20,562
1/4	Toronto	W	122	100	23-9	Irving - 25	Lowry - 23	20,562
1/6	@ Washington	W	121	115	24-9	James - 24	Temple - 21	20,356
1/8	@ Minnesota	W	125	99	25-9	Smith - 27	Wiggins - 25	16,768
1/10	@ Philadelphia	W	95	85	26-9	James - 37	Okafor - 21	19,226
1/12	@ Dallas (OT)	W	110	107	27-9	James - 27	Parsons - 25	20,347
1/14	@ San Antonio	L	95	99	27-10	James - 22	Parker - 24	18,418
1/15	@ Houston	W	91	77	28-10	Irving - 23	Howard - 14	18,320
1/18	Golden State	L	98	132	28-11	James - 16	Curry - 35	20,562
1/20	@ Brooklyn	W	91	78	29-11	Love/James - 17	Lopez - 16	17,732
1/21	L.A. Clippers	W	115	102	30-11	Smith/James - 22	Paul - 30	20,562
1/23	Chicago	L	83	96	30-12	James - 26	Gasol - 25	20,562
1/25	Minnesota	W	114	107	31-12	James - 25	Towns - 26	20,562
1/27	Phoenix	W	115	93	32-12	Love/James - 21	Booker - 16	20,562
1/29	@ Detroit	W	114	106	33-12	Love - 29	Drummond - 20	21,012
1/30	San Antonio	W	117	103	34-12	James - 29	Leonard - 24	20,562
2/1	@ Indiana (OT)	W	111	106	35-12	Irving - 25	G. Hill - 23	17,283
2/3	@ Charlotte	L	97	106	35-13	Irving - 26	Lin - 24	19,189
2/5	Boston	L	103	104	35-14	James - 30	Thomas - 22	20,562
2/6	New Orleans	W	99	84	36-14	Irving - 29	Cole - 26	20,562
2/8	Sacramento	W	120	100	37-14	Irving - 32	Gay/Casspi - 16	20,562
2/10	L.A. Lakers	W	120	111	38-14	Irving - 35	Williams - 28	20,562
2/18	Chicago	W	106	95	39-14	James - 25	Rose - 28	20,562
2/21	@ Oklahoma City	W	115	92	40-14	Love - 29	Durant - 26	18,203
2/22	Detroit	L	88	96	40-15	Irving - 30	Jackson - 23	20,562
2/24	Charlotte	W	114	103	41-15	Irving/James - 23	Walker - 20	20,562
2/26	@ Toronto	L	97	99	41-16	James - 25	Lowry - 43	19,800
2/28	@ Washington	L	99	113	41-17	Irving - 28	Porter/Wall - 21	20,356
2/29	Indiana	W	100	96	42-17	James - 33	Ellis - 28	20,562
3/4	Washington	W	108	83	43-17	Irving - 21	Wall - 17	20,562
3/5	Boston	W	120	103	44-17	James - 28	Thomas - 27	20,562
3/7	Memphis	L	103	106	44-18	James - 28	Allen - 26	20,562
3/9	@ Sacramento	W	120	111	45-18	Irving - 30	Cousins - 29	17,317
3/10	@ L.A. Lakers	W	120	108	46-18	Irving - 26	Bryant - 26	18,997
3/13	@ L.A. Clippers	W	114	90	47-18	James - 27	Redick - 19	19,342
3/14	@ Utah	L	85	94	47-19	James - 23	Hood - 28	19,911
3/16	Dallas	W	99	98	48-19	Irving - 33	Lee - 20	20,562
3/18	@ Orlando	W	109	103	49-19	Irving - 26	Oladipo - 45	18,046
3/19	@ Miami	L	101	122	49-20	James - 26	Wade - 24	19,737
3/21	Denver	W	124	91	50-20	James - 33	Barton - 27	20,562
3/23	Milwaukee	W	113	104	51-20	James - 26	Antetokounmpo - 24	20,562
3/24	@ Brooklyn	L	95	104	51-21	James - 30	Lopez - 22	17,732
3/26	@ New York	W	107	93	52-21	Love - 28	Anthony - 18	19,812
3/29	Houston	L	100	106	52-22	Irving - 31	Harden - 27	20,562
3/31	Brooklyn	W	107	87	53-22	James - 24	Young - 18	20,562
4/1	@ Atlanta (OT)	W	110	108	54-22	James - 29	Millsap - 29	19,427
4/3	Charlotte	W	112	103	55-22	James - 31	Walker - 29	20,562
4/5	@ Milwaukee	W	109	80	56-22	Smith - 21	Antetokounmpo - 22	15,061
4/6	@ Indiana	L	109	123	56-23	Irving - 26	George - 29	18,185
4/9	@ Chicago	L	102	105	56-24	James - 33	Butler - 21	22,186
4/11	Atlanta	W	109	94	57-24	Irving - 35	Bazemore - 23	20,562
4/13	Detroit (OT)	L	110	112	57-25	McRae - 36	Meeks - 20	20,562

2016-17

Season Highlights

Final Record: 51-31

Finished: 1st Place in Division

Head Coach: Tyronn Lue

The Cavaliers captured the Central Division title for the third straight year after finishing 2016-17 with a 51-31 record, including a 31-10 mark at Quicken Loans Arena (2nd in NBA)...the No. 2 seed in the East, Cleveland went 12-1 over the first three rounds of the playoffs on its way to a third straight Eastern Conference Championship and NBA Finals appearance, falling 4-1 to Golden State...the Cavs averaged a franchise-record 116.2 points and made an NBA-record 14.2 three-pointers per game in the postseason...among his playoff milestones, LeBron James passed Michael Jordan (5,987 pts) as the NBA's all-time playoff scoring leader and became the first player in league history to average a triple-double in the Finals...during the regular season, Cleveland averaged 110.3 points per game (1st in East, 4th in NBA) and set franchise records in three-pointers made (1,067 3FG, 2nd in NBA) and three-pointers made per game (13.0, 2nd in NBA)...LeBron James (26.4) and Kyrie Irving (25.2) became the first Cavs duo to ever average 25.0 points each for an entire season...the Cavs were the only team to have three players rank in the top 20 in rebounds per game (Kevin Love-8th, Tristan Thompson-15th, LeBron James-17th).

Final Statistics

2016-17 PLAYER	G	GS	MIN	Field Goals			3-Point FG			Free Throws			Rebounds			AST	PF	DQ	STL	TO	BLK	PTS	AVG	HI
				FGB	FGA	PCT	FG3	FGA3	PCT3	FT	FTA	PCT	OFF	DEF	TOT									
James	74	74	2795	736	1344	.548	124	342	.363	358	531	.674	97	542	639	646	134	2	92	303	44	1954	26.4	44
Irving	72	72	2525	671	1420	.473	177	441	.401	297	328	.905	52	178	230	418	157	0	83	180	24	1816	25.2	49
Love	60	60	1885	370	867	.427	145	388	.373	257	285	.871	146	518	666	116	125	3	53	122	21	1142	19.0	40
Dero. Williams	24	4	486	68	147	.463	22	53	.415	21	25	.840	1	44	45	86	42	0	6	40	6	179	7.5	35
Korver (TOT)	67	22	1753	239	515	.464	162	359	.451	38	42	.905	7	179	186	110	107	0	34	69	21	678	10.1	29
Korver (CLE)	35	1	859	131	269	.487	97	200	.485	14	15	.933	7	90	97	35	60	0	11	29	8	373	10.7	29
Frye	74	15	1398	238	520	.458	137	335	.409	63	74	.851	37	253	290	45	138	0	33	53	37	676	9.1	21
D. Jones	1	0	12	3	8	.375	0	2	.000	3	4	.750	1	1	2	1	0	0	1	0	0	9	9.0	9
Smith	41	35	1187	123	356	.346	95	271	.351	10	15	.667	17	96	113	62	77	0	40	26	11	351	8.6	23
Thompson	78	78	2336	262	437	.600	0	3	.000	106	213	.498	286	429	715	77	176	0	39	64	84	630	8.1	22
Shumpert	76	31	1937	201	489	.411	94	261	.360	71	90	.789	39	179	218	109	150	0	62	78	27	567	7.5	18
Derr. Williams	25	0	427	54	107	.505	21	52	.404	27	39	.692	3	54	57	14	27	0	5	14	2	156	6.2	14
R. Jefferson	79	13	1614	153	343	.446	62	186	.333	80	108	.741	28	175	203	78	153	3	26	52	10	448	5.7	16
Dunleavy	23	2	366	36	90	.400	20	57	.351	14	19	.737	5	42	47	20	32	0	6	14	2	106	4.6	14
McRae	37	4	384	58	150	.387	18	51	.353	27	34	.794	6	35	41	19	31	0	8	14	6	161	4.4	21
Tavares (TOT)	2	0	28	4	5	.800	0	0	.000	0	3	.000	4	7	11	1	3	0	0	2	6	8	4.0	6
Tavares (CLE)	1	0	24	3	4	.750	0	0	.000	0	1	.000	4	6	10	1	3	0	0	2	6	6	6.0	6
Felder	42	0	386	62	158	.392	7	22	.318	35	49	.714	3	38	41	58	38	0	18	30	7	166	4.0	14
Bogut (TOT)	27	21	583	38	81	.469	0	1	.000	3	11	.273	56	162	218	49	86	2	13	43	25	79	2.9	8
Bogut (CLE)	1	0	1	0	0	.000	0	0	.000	0	0	.000	0	0	0	0	2	0	0	0	0	0	0.0	0
J. Jones	48	2	381	44	92	.478	31	66	.470	13	20	.650	3	34	37	14	37	0	6	10	10	132	2.8	15
Liggins	61	19	752	52	136	.382	17	45	.378	23	37	.622	17	84	101	54	78	0	45	42	14	144	2.4	10
Andersen	12	0	114	9	22	.409	0	3	.000	10	14	.714	9	22	31	5	20	0	5	5	7	28	2.3	6
Sanders	5	0	13	1	4	.250	0	0	.000	2	2	1.000	3	1	4	0	5	0	1	2	1	4	0.8	2
CAVALIERS	82	-	19880	3275	6963	.470	1067	2779	.384	1431	1913	.748	766	2821	3587	1858	1486	8	539	1121	327	9048	110.3	140
OPPONENTS	82	-	19880	3333	7284	.458	850	2353	.361	1271	1644	.773	902	2724	3626	2024	1690	5	598	1033	349	8787	107.2	135

Season Leaders (min. 40 games)

Scoring Leaders			Rebounding Leaders			Assist Leaders		
1	LeBron James	26.4 ppg	1	Kevin Love	11.1 rpg	1	LeBron James	8.7 apg
2	Kyrie Irving	25.2 ppg	2	Tristan Thompson	10.0 rpg	2	Kyrie Irving	5.8 apg
3	Kevin Love	19.0 ppg	3	LeBron James	9.2 rpg	3	Kevin Love	1.9 apg



2016-17 From Left To Right (First Row): Kay Felder, Dahntay Jones, Kyle Korver, Iman Shumpert, Kyrie Irving, David Griffin, Dan Gilbert, Tyronn Lue, LeBron James, J.R. Smith, Richard Jefferson, James Jones, Deron Williams
From Left To Right (Second Row): B.J. Evans, Len Komoroski, Nate Forbes, Mike Longabardi, Mike Gansey, Larry Drew, Jim Boylan, Damon Jones, James Posey, Derrick Williams, Tristan Thompson, Edy Tavares, Channing Frye, Kevin Love, Vitaly Potapenko, Phil Handy, Randy Mims, Trent Redden, Koby Altman, Brock Aller, Anthony Leotti, Tad Carper, Jeff Schaefer
From Left To Right (Third Row): Rod Williams, Rick Henry, Dan Vincent, Mike Gerrity, Alex Moore, Mike Mancias, Dan Geriot, Stephen Spiro, Derek Millender, George Sibel, Mike Templin, Mark Cashman, Yusuke Nakayama, Robert Brown, Jason Daniel

2016-17

Cleveland Cavaliers Results

Date	Opponent	W/L	Cle	Opp	Record	Cavaliers High Scorer	Opp. High Scorer	Attend.
10/25	New York	W	117	88	1-0	Irving - 29	Anthony - 19	20,562
10/28	@ Toronto	W	94	91	2-0	Irving - 26	DeRozan - 32	19,800
10/29	Orlando	W	105	99	3-0	James - 23	Fournier - 22	20,562
11/1	Houston	W	128	120	4-0	Irving - 32	Harden - 41	20,562
11/3	Boston	W	128	122	5-0	James - 30	Thomas - 30	20,562
11/5	@ Philadelphia	W	102	101	6-0	James - 25	Embiid - 22	20,497
11/8	Atlanta	L	106	110	6-1	Irving - 29	Schroder - 28	20,562
11/11	@ Washington	W	105	94	7-1	Irving - 29	Wall - 28	20,356
11/13	Charlotte	W	100	93	8-1	Frye - 20	Walker - 21	20,562
11/15	Toronto	W	121	117	9-1	James - 28	Lowry - 28	20,562
11/16	@ Indiana	L	93	103	9-2	Love - 27	George - 21	17,022
11/18	Detroit	W	104	81	10-2	Irving - 25	Leuer - 15	20,562
11/23	Portland	W	137	125	11-2	Love - 40	Lillard - 40	20,562
11/25	Dallas	W	128	90	12-2	Love - 27	Nowitzki - 15	20,562
11/27	@ Philadelphia	W	112	108	13-2	Irving - 39	Embiid - 22	19,311
11/29	@ Milwaukee	L	101	118	13-3	James - 22	Antetokounmpo - 34	16,559
12/1	L.A. Clippers	L	94	113	13-4	Irving - 28	Redick - 23	20,562
12/2	@ Chicago	L	105	111	13-5	James - 27	Butler - 26	21,775
12/5	@ Toronto	W	116	112	14-5	James - 34	DeRozan - 31	19,800
12/7	@ New York	W	126	94	15-5	Irving - 28	Jennings - 16	19,812
12/9	Miami	W	114	84	16-5	Love - 28	Williams - 17	20,562
12/10	Charlotte	W	116	105	17-5	James - 44	Walker - 24	20,562
12/13	Memphis	W	103	86	18-5	Love - 29	Randolph - 18	20,562
12/14	@ Memphis	L	85	93	18-6	Jones - 15	Daniels - 20	17,449
12/17	L.A. Lakers	W	119	108	19-6	Love - 27	Young - 32	20,562
12/20	@ Milwaukee (OT)	W	114	108	20-6	James - 34	Parker - 30	17,053
12/21	Milwaukee	W	113	102	21-6	Irving - 31	Antetokounmpo - 28	20,562
12/23	Brooklyn	W	119	99	22-6	James - 19	Lopez - 16	20,562
12/25	Golden State	W	109	108	23-6	James - 31	Durant - 36	20,562
12/26	@ Detroit	L	90	106	23-7	Irving - 18	Harris - 21	18,123
12/29	Boston	W	124	118	24-7	Irving - 32	Thomas - 31	20,562
12/31	@ Charlotte	W	121	109	25-7	James - 32	Walker - 37	19,519
1/2	New Orleans	W	90	82	26-7	James - 26	Hield/Davis - 20	20,562
1/4	Chicago	L	94	106	26-8	James - 31	Butler - 20	20,562
1/6	@ Brooklyn	W	116	108	27-8	James - 36	Bogdanovic - 23	17,732
1/8	@ Phoenix	W	120	116	28-8	James - 28	Bledsoe - 31	18,055
1/10	@ Utah	L	92	100	28-9	James - 29	Hayward - 28	19,911
1/11	@ Portland	L	86	102	28-10	James - 20	McCollum - 27	19,393
1/13	@ Sacramento	W	120	108	29-10	Irving - 26	Cousins - 26	17,608
1/16	@ Golden State	L	91	126	29-11	James - 20	Thompson - 26	19,596
1/19	Phoenix	W	118	103	30-11	Irving - 26	Bledsoe/Chandler - 22	20,562
1/21	San Antonio (OT)	L	115	118	30-12	James/Irving - 29	Leonard - 41	20,562
1/23	@ New Orleans	L	122	124	30-13	Irving - 49	Jones - 36	17,758
1/25	Sacramento (OT)	L	112	116	30-14	James - 24	Cousins - 28	20,562
1/27	Brooklyn	W	124	116	31-14	James - 31	Kilpatrick - 18	20,562
1/29	Oklahoma City	W	107	91	32-14	Irving - 29	Westbrook - 20	20,562
1/30	@ Dallas	L	97	104	32-15	James - 23	Barnes - 24	20,202
2/1	Minnesota	W	125	97	33-15	James - 27	Towns - 26	20,562
2/4	@ New York	W	111	104	34-15	James - 32	Jennings - 23	19,812
2/6	@ Washington (OT)	W	140	135	35-15	Love - 39	Beal - 41	20,356
2/8	@ Indiana	W	132	117	36-15	Korver/Irving - 29	Miles - 23	17,580
2/9	@ Oklahoma City	L	109	118	36-16	Irving - 28	Westbrook - 29	18,203
2/11	Denver	W	125	109	37-16	James/Irving - 27	Jokic - 27	20,562
2/14	@ Minnesota	W	116	108	38-16	James/Irving - 25	Wiggins - 41	17,738
2/15	Indiana	W	113	104	39-16	James - 31	Robinson - 19	20,562
2/23	New York	W	119	104	40-16	Irving - 23	Lee - 25	20,562
2/25	Chicago	L	99	117	40-17	Irving - 34	Wade - 20	20,562
2/27	Milwaukee	W	102	95	41-17	Irving - 25	Brogdon - 20	20,562
3/1	@ Boston	L	99	103	41-18	James/Irving - 28	Thomas - 31	18,624
3/3	@ Atlanta	W	135	130	42-18	Irving - 43	Hardaway - 36	18,877
3/4	@ Miami	L	92	120	42-19	Frye - 21	Dragic - 23	19,600
3/6	Miami	L	98	106	42-20	Irving - 32	Walters - 29	20,562
3/9	@ Detroit	L	101	106	42-21	James - 29	Jackson - 21	19,421
3/11	@ Orlando	W	116	104	43-21	James - 24	Vucevic - 20	18,846
3/12	@ Houston	L	112	117	43-22	James - 30	Harden - 38	18,055
3/14	Detroit	W	128	96	44-22	Irving - 26	Harris - 17	20,562
3/16	Utah	W	91	83	45-22	James - 33	Gobert - 20	20,562
3/18	@ L.A. Clippers	L	78	108	45-23	Jefferson - 12	Griffin - 23	19,379
3/19	@ L.A. Lakers	W	125	120	46-23	Irving - 46	Russell - 40	18,997
3/22	@ Denver	L	113	126	46-24	Irving - 33	Harris - 21	19,718
3/24	@ Charlotte	W	112	105	47-24	James - 32	Walker - 28	19,511
3/25	Washington	L	115	127	47-25	James - 24	Wall - 37	20,562
3/27	@ San Antonio	L	74	103	47-26	James - 17	Leonard - 25	18,418
3/30	@ Chicago	L	93	99	47-27	James - 26	Miroic - 28	22,282
3/31	Philadelphia	W	122	105	48-27	James - 34	Luwawu/Holmes - 19	20,562
4/2	Indiana (2OT)	W	135	130	49-27	James - 41	George - 43	20,562
4/4	Orlando	W	122	102	50-27	Love - 28	Fournier - 21	20,562
4/5	@ Boston	W	114	91	51-27	James - 36	Thompas - 26	18,624
4/7	Atlanta	L	100	114	51-28	James - 27	Hardaway - 22	20,562
4/9	@ Atlanta (OT)	L	125	126	51-29	Irving - 45	Millsap - 22	18,835
4/10	@ Miami (OT)	L	121	124	51-30	Dero. Williams - 35	T. Johnson - 24	19,673
4/12	Toronto	L	83	98	51-31	Shumpert - 11	Powell - 25	20,562

2017-18

Season Highlights

Final Record: 50-32

Finished: 1st Place in Division

Head Coach: Tyronn Lue

The Cavaliers put together a 50-32 record in the 2017-18 regular season, capturing their fourth straight division title after averaging 110.9 points per game (2nd-highest in franchise history, 5th-most in NBA) while also ranking in the NBA's top 10 in FG% (.476-5th), 3FG% (.372-6th) and FT% (.779-10th). The No. 4 seed in the East, Cleveland earned its fourth straight Eastern Conference Championship and became one of just five franchises in NBA history to reach four straight NBA Finals, falling to Golden State, 4-0. In the playoffs, LeBron James averaged 34.0 points on .539 shooting, 9.1 rebounds, 9.0 assists, 1.36 steals and 1.05 blocks in 41.9 minutes while also posting an NBA Playoff-record tying eight 40-point contests. During the regular season, the 2018 NBA All-Star Game MVP extended his double figure scoring streak to 873 consecutive regular season games (longest in NBA history) and became the youngest player to reach 31,000 career points. Kevin Love recorded 31 double-doubles (tied-15th in NBA) and averaged 9.3 rebounds (12th in NBA), while Cleveland's reserves averaged a franchise-record 41.2 points (7th in NBA). The Cavs tied the longest win streak in franchise history with 13 consecutive victories from Nov. 11-Dec. 6, including a franchise-record tying seven straight road wins from Nov. 11-Dec. 4.

Final Statistics

2017-18 PLAYER	Field Goals										3-Point FG			Free Throws			Rebounds									
	G	GS	MIN	FG	FGA	PCT	FG	FGA	PCT	FT	FTA	PCT	OFF	DEF	TOT	AST	PF	DO	STL	TO	BLK	PTS	AVG	HI		
James	82	82	3026	857	1580	.542	149	406	.367	388	531	.731	97	612	709	747	136	0	116	347	71	2251	27.5	57		
Love	59	59	1651	334	729	.458	137	330	.415	234	266	.880	101	445	546	103	120	1	43	90	24	1039	17.6	38		
Thomas	15	14	406	70	194	.361	22	87	.253	59	68	.868	7	24	31	68	25	0	9	41	2	221	14.7	24		
Hood (TOT)	60	23	1616	322	751	.429	127	333	.381	111	129	.860	22	143	165	95	105	0	45	70	12	882	14.7	31		
Hood (CLE)	21	11	532	88	199	.442	25	71	.352	26	32	.813	8	46	54	30	41	0	15	7	5	227	10.8	17		
Clarkson (TOT)	81	2	1887	430	954	.451	112	318	.352	152	190	.800	57	160	217	221	107	0	58	127	6	1124	13.9	33		
Clarkson (CLE)	28	0	632	131	287	.456	44	108	.407	47	58	.810	13	45	58	48	44	0	19	32	3	353	12.6	23		
Wade	46	3	1069	198	435	.455	23	70	.329	94	134	.701	39	142	181	163	84	0	42	92	32	513	11.2	25		
Green	78	14	1828	295	618	.477	53	170	.312	203	234	.868	59	186	245	99	149	0	41	75	34	846	10.8	33		
Hill (TOT)	67	60	1812	236	513	.460	85	205	.415	110	140	.786	42	139	181	186	128	0	61	88	27	667	10.0	26		
Hill (CLE)	24	24	669	83	187	.444	27	77	.351	33	41	.805	20	44	64	67	53	0	22	28	15	226	9.4	26		
Rose	16	7	308	58	132	.439	6	24	.250	35	41	.854	10	19	29	26	14	0	3	28	4	157	9.8	20		
Korver	73	4	1574	222	484	.459	164	376	.436	64	72	.889	9	156	165	88	130	0	31	55	27	672	9.2	30		
Nance (TOT)	66	26	1421	240	413	.581	2	12	.167	91	137	.664	161	291	452	82	172	0	88	51	38	573	8.7	22		
Nance (CLE)	24	9	499	88	160	.550	1	8	.125	36	50	.720	53	115	168	25	59	0	29	10	18	213	8.9	22		
Crowder	53	47	1346	157	376	.418	62	189	.328	78	92	.848	41	132	173	58	124	0	41	42	12	454	8.6	18		
Smith	80	61	2244	240	595	.403	143	381	.375	39	56	.696	29	206	235	141	161	0	68	81	11	662	8.3	23		
Thompson	53	22	1072	132	235	.562	0	0	---	43	79	.544	126	226	352	33	102	0	16	36	17	307	5.8	17		
Frye	44	1	545	84	169	.497	30	90	.333	14	15	.933	10	100	110	28	54	0	17	17	12	212	4.8	20		
Calderon	57	32	914	93	185	.503	45	97	.464	24	30	.800	14	70	84	117	81	0	27	41	2	255	4.5	19		
Shumpert	14	6	272	22	58	.379	7	26	.269	11	15	.733	7	34	41	17	22	0	9	16	4	62	4.4	21		
Osman	61	12	676	90	186	.484	32	87	.368	26	46	.565	19	101	120	41	78	0	22	32	3	238	3.9	18		
Zizic	32	2	214	49	67	.731	0	0	---	21	29	.724	24	36	60	5	30	0	2	11	13	119	3.7	20		
White (TOT)	6	4	80	7	16	.438	4	11	.364	2	3	.667	3	8	11	2	6	0	1	1	1	20	3.3	8		
Perkins	1	0	15	1	2	.500	0	0	---	1	2	.500	0	1	2	1	2	0	1	1	0	3	3.0	3		
Holland	24	0	174	17	59	.288	11	36	.306	9	13	.692	6	18	24	5	10	0	7	8	2	54	2.3	21		
Perrantes	14	0	66	2	13	.154	0	3	.000	3	5	.600	1	3	4	5	6	0	2	1	1	7	0.5	4		
CAVALIERS	82	-	19730	3311	6950	.476	981	2636	.372	1488	1909	.779	693	2761	3454	1916	1524	1	582	1126	312	9091	110.9	140		
OPPONENTS	82	-	19730	3429	7238	.474	956	2596	.368	1200	1588	.756	812	2786	3578	2122	1696	5	613	1105	340	8014	109.9	148		

Season Leaders (min. 40 games)

Scoring Leaders			Rebounding Leaders			Assist Leaders		
1	LeBron James	27.5 ppg	1	Kevin Love	9.3 rpg	1	LeBron James	9.1 apg
2	Kevin Love	17.6 ppg	2	LeBron James	8.6 rpg	2	Dwyane Wade	3.5 apg
3	Dwyane Wade	11.2 ppg	3	Tristan Thompson	6.6 rpg	3	Jose Calderon	2.1 apg



2017-18 From left to right (first row): John Holland, Jose Calderon, Rodney Hood, George Hill, Larry Nance Jr., Kyle Korver, Koby Altman, Dan Gilbert, Tyronn Lue, LeBron James, J.R. Smith, Jordan Clarkson, Cedi Osman, Okaro White, London Perrantes
From left to right (second row): Mike Longabardi, Larry Drew, Jim Boylan, James Posey, Kendrick Perkins, Ante Zizic, Kevin Love, Tristan Thompson, Jeff Green, Vitaly Potapenko, Phil Handy Damon Jones

2017-18

Cleveland Cavaliers Results

Date	Opponent	W/L	Cle	Opp	Record	Cavaliers High Scorer	Opp. High Scorer	Attend.
10/17	Boston	W	102	99	1-0	James-29	Brown-25	20,562
10/20	@ Milwaukee	W	116	97	2-0	James-24	Antetokounmpo-34	18,717
10/21	Orlando	L	93	114	2-1	James-22	Vucevic-23	20,562
10/24	Chicago	W	119	112	3-1	James-34	Holiday-25	20,562
10/25	@ Brooklyn	L	107	112	3-2	James-29	Dinwiddie-22	17,732
10/28	@ New Orleans	L	101	123	3-3	Love-26	Davis-30	18,539
10/29	New York	L	95	114	3-4	Love-22	Hardaway-34	20,562
11/1	Indiana	L	107	124	3-5	James-33	Young-26	20,562
11/3	@ Washington	W	130	122	4-5	James-57	Beal-36	20,356
11/5	Atlanta	L	115	117	4-6	James-26	Schroder-28	20,562
11/7	Milwaukee	W	124	119	5-6	Love-32	Antetokounmpo-40	20,562
11/9	@ Houston	L	113	117	5-7	James-33	Harden-35	18,055
11/11	@ Dallas	W	111	104	6-7	Love-29	Barnes-23	20,378
11/13	@ New York	W	104	101	7-7	James-23	Hardaway-22	19,812
11/15	@ Charlotte	W	115	107	8-7	James-31	Kidd-Gilchrist-22	19,427
11/17	L.A. Clippers (OT)	W	118	113	9-7	James-39	Griffin-23	20,562
11/20	@ Detroit	W	116	88	10-7	Love-19	Harris-11	20,491
11/22	Brooklyn	W	119	109	11-7	James-33	Hollis-Jefferson-20	20,562
11/24	Charlotte	W	100	99	12-7	James-27	Howard-20	20,562
11/27	@ Philadelphia	W	113	91	13-7	James-30	Embiid-30	20,527
11/28	Miami	W	108	97	14-7	Love-38	Walters-21	20,562
11/30	@ Atlanta	W	121	114	15-7	Love/205	Schroder-27	16,379
12/2	Memphis	W	116	111	16-7	James-34	Evans-31	20,562
12/4	@ Chicago	W	113	91	17-7	Love/Wade-24	Dunn-15	21,323
12/6	Sacramento	W	101	95	18-7	James-32	Randolph-18	20,562
12/8	@ Indiana	L	102	106	18-8	James-29	Oladipo-33	17,032
12/9	Philadelphia	W	105	98	19-8	James-30	Covington/Redick-19	20,562
12/12	Atlanta	W	123	114	20-8	James-25	Prince-24	20,562
12/14	L.A. Lakers	W	121	112	21-8	Love-28	Ingram-26	20,562
12/16	Utah	W	109	100	22-8	James-29	Mitchell-26	20,562
12/17	@ Washington	W	106	99	23-8	Love-25	Beal-27	20,356
12/19	@ Milwaukee	L	116	119	23-9	James-39	Antetokounmpo-27	18,717
12/21	Chicago	W	115	112	24-9	James-34	Markkanen-25	20,562
12/25	@ Golden State	L	92	99	24-10	Love-31	Durant-25	19,596
12/27	@ Sacramento	L	95	109	24-11	Love-23	Carter-24	17,583
12/30	@ Utah	L	101	104	24-12	James-29	Mitchell-29	18,306
1/2	Portland	W	127	110	25-12	James-24	Lillard-25	20,562
1/3	@ Boston	L	88	102	25-13	James-19	Rozier-20	18,624
1/6	@ Orlando	W	131	127	26-13	James-33	Gordon-30	18,997
1/8	@ Minnesota	L	99	127	26-14	Green-22	Wiggins-25	18,978
1/11	@ Toronto	L	99	133	26-15	James-26	VanVleet-22	19,923
1/12	@ Indiana	L	95	97	26-16	James-27	Collison-22	17,923
1/15	Golden State	L	108	118	26-17	James-32	Durant-32	20,562
1/18	Orlando	W	104	103	27-17	Thomas-21	Payton-19	20,562
1/20	Oklahoma City	L	124	148	27-18	Thomas-24	George-36	20,562
1/23	@ San Antonio	L	102	114	27-19	James-28	Aldridge-30	18,418
1/26	Indiana	W	115	108	28-19	James-26	Oladipo-25	20,562
1/28	Detroit	W	121	104	29-19	James-25	Harris/Tolliver-20	20,562
1/30	@ Detroit	L	114	125	29-20	James-21	Johnson-26	18,508
1/31	Miami	W	91	89	30-20	James-24	Dragic-18	20,562
2/3	Houston	L	88	120	30-21	Thomas/Smith-12	Paul-22	20,562
2/6	@ Orlando	L	98	116	30-22	James-25	Simmons-34	18,946
2/7	Minnesota (OT)	W	140	138	31-22	James-37	Butler-35	20,562
2/9	@ Atlanta	W	123	107	32-22	Korver-30	Schroder-25	16,438
2/11	@ Boston	W	121	99	33-22	James-24	Rozier-21	18,624
2/13	@ Oklahoma City	W	120	112	34-22	James-37	George-25	18,203
2/22	Washington	L	103	110	34-23	James-32	Beal-18	20,562
2/23	@ Memphis	W	112	89	35-23	James/Hill-18	Green/Evans-15	18,119
2/25	San Antonio	L	94	110	35-24	James-33	Aldridge-27	20,562
2/27	Brooklyn	W	129	123	36-24	James-31	Russell-25	20,562
3/1	Philadelphia	L	97	108	36-25	James-30	Redick-22	20,562
3/3	Denver	L	117	126	36-26	James-25	Harris-32	20,562
3/5	Detroit	W	112	90	37-26	James-31	Griffin-25	20,562
3/7	@ Denver	W	113	108	38-26	James-39	Jokic-36	20,062
3/9	@ L.A. Clippers	L	102	116	38-27	James-25	Harris-23	19,130
3/11	@ L.A. Lakers	L	113	127	38-28	James-24	Randle-36	18,997
3/13	@ Phoenix	W	129	107	39-28	James-28	Jackson/Warren-19	18,055
3/15	@ Portland	L	105	113	39-29	James-35	McCollum-29	19,806
3/17	@ Chicago	W	114	109	40-29	James-33	Valentine-34	22,983
3/19	Milwaukee	W	124	117	41-29	James-40	Antetokounmpo-37	20,562
3/21	Toronto	W	132	129	42-29	James-35	Lowry-24	20,562
3/23	Phoenix	W	120	95	43-29	James-27	Daniels-20	20,562
3/25	@ Brooklyn	W	121	114	44-29	James-37	Harris-30	17,732
3/27	@ Miami	L	79	98	44-30	James-18	Olynyk-19	20,093
3/28	@ Charlotte	W	118	105	45-30	James-41	Walker-21	19,474
3/30	New Orleans	W	107	102	46-30	James-27	Holiday-25	20,562
4/1	Dallas	W	98	87	47-30	James/Clarkson-16	Barnes-30	20,562
4/3	Toronto	W	112	106	48-30	James-27	DeRozan-19	20,562
4/5	Washington	W	119	115	49-30	James-33	Wall-28	20,562
4/6	@ Philadelphia	L	130	132	49-31	James-44	Redick-28	20,769
4/9	@ New York	W	123	109	50-31	Love-28	Beasley-20	19,449
4/11	New York	L	98	110	50-32	Holland-21	Kornet-23	20,562

2018-19

Season Highlights

Final Record: 19-63

Finished: 5th Place in Division

Head Coach: Tyrone Lue 0-6 Larry Drew 19-57

Cleveland suited up a franchise-record 27 different players during the 2018-19 season, which was just shy of the NBA record held by the Memphis Grizzlies (28 players in 2018-19 and 2015-16). The Cavs also had an NBA-high 32 different starting lineups. Larry Drew took over the helm after the Cavaliers released Head Coach Tyrone Lue on Oct. 28. Collin Sexton earned All-Rookie Second Team honors after playing in all 82 contests and ranking in the Top 5 among rookies in double-digit scoring games (73), FT% (1st, .839), games played (tied-1st, 82), 3FG% (2nd, .402), MPG (2nd, 31.8), PPG (3rd, 16.7), FG% (4th, .430) and APG (5th, 3.0). He also became just the third rookie in league history to average at least 16.0 PPG, while shooting 400 from beyond the arc and 800 from the free throw line (Larry Bird in 1979-80 and Stephen Curry in 2009-10). Jordan Clarkson scored in double figures 72 times, which ended up being the most among all NBA bench players in 2018-19. His 1,364 points was also the highest among reserves in franchise history, surpassing Campy Russell (1,210 PTS in 1975-76). The Cavs' bench set a franchise-record with 42.6 points per game.

Final Statistics

2018-19 PLAYER	G	GS	MIN	Field Goals			3-Point FG			Free Throws			Rebounds		TOT	AST	PF	DQ	STL	TO	BLK	PTS	AVG	HI	
				FG	FGB	PCT	FG	FGB	PCT	FT	FTA	PCT	OFF	DEF											
Love	22	21	598	109	283	.385	53	147	.361	103	114	.904	33	206	239	48	54	0	6	42	5	374	17.0	32	
Clarkson	81	0	2214	529	1180	.448	144	445	.324	162	192	.844	82	188	270	196	112	0	57	135	13	1364	16.8	42	
Sexton	82	72	2605	519	1206	.430	119	296	.402	214	255	.839	57	179	236	243	186	1	44	185	6	1371	16.7	29	
Osman	76	75	2444	360	844	.427	130	374	.348	141	181	.779	45	312	357	195	195	3	60	114	11	991	13.0	29	
Hood	45	45	1234	194	454	.427	55	152	.362	104	114	.912	18	94	112	92	101	0	38	36	5	547	12.2	22	
Burks	34	24	979	136	340	.400	45	119	.378	79	98	.806	26	160	186	98	62	0	25	46	16	396	11.6	22	
Thompson	43	40	1198	201	380	.529	0	0	---	68	106	.642	173	265	438	86	89	0	28	59	16	470	10.9	23	
Hill	13	13	344	55	107	.514	13	28	.464	17	20	.850	12	15	27	36	35	0	12	20	1	140	10.8	22	
Nance	67	30	1795	249	479	.520	33	98	.337	96	134	.716	168	384	552	214	192	2	100	97	40	627	9.4	20	
Zizic	59	25	1082	183	331	.553	0	0	---	93	132	.705	108	212	320	53	113	1	13	61	22	459	7.8	23	
Knight (TOT)	39	26	737	99	260	.381	41	129	.318	27	34	.794	10	49	59	71	62	0	21	30	2	266	6.8	16	
Knight (CLE)	27	26	618	88	213	.413	36	97	.371	18	23	.783	9	41	50	62	48	0	19	25	2	230	8.5	16	
Korver	16	0	251	35	76	.461	25	54	.463	13	16	.813	0	29	29	17	22	1	3	17	2	108	6.8	22	
Smith	11	4	222	27	79	.342	12	39	.308	8	10	.800	0	18	21	19	0	11	11	3	74	6.7	14		
Nwaba	51	14	984	126	262	.481	24	75	.320	58	85	.682	41	122	163	54	106	1	36	29	17	334	6.5	22	
Dekker	9	5	169	22	48	.458	5	13	.385	8	10	.800	9	24	33	9	13	0	11	5	0	57	6.3	12	
Payne (TOT)	40	13	712	96	223	.430	25	84	.298	33	41	.805	13	59	72	106	64	1	28	45	9	250	6.3	21	
Payne (CLE)	9	1	176	27	55	.491	9	25	.360	11	16	.688	3	16	19	23	15	0	8	11	3	74	8.2	16	
Dellavedova (TOT)	40	0	812	98	242	.405	44	130	.338	42	52	.808	6	71	77	181	75	0	14	68	2	282	5.9	17	
Dellavedova (CLE)	36	0	715	92	223	.413	40	119	.336	38	48	.792	6	61	67	152	66	0	12	57	2	262	7.3	17	
Stauskas (TOT)	68	0	1015	136	338	.402	70	188	.372	57	64	.891	18	109	127	81	50	0	21	51	7	399	5.9	24	
Stauskas (CLE)	24	0	342	40	109	.367	27	63	.429	25	28	.893	8	39	47	19	19	0	7	11	3	132	5.5	17	
Henson (TOT)	14	0	188	31	67	.463	11	31	.355	6	10	.600	16	55	71	14	16	0	7	12	11	79	5.6	10	
Jones	16	0	214	26	62	.419	10	28	.357	19	27	.704	11	23	34	7	27	0	9	8	2	81	5.1	15	
Harrison	10	0	144	12	39	.308	3	14	.214	16	16	1.000	4	11	15	17	26	1	4	10	2	43	4.3	10	
Chriss (TOT)	43	2	499	67	180	.372	16	72	.222	32	45	.711	40	102	142	22	81	1	17	36	11	182	4.2	23	
Chriss (CLE)	27	2	395	56	146	.384	15	57	.263	26	38	.684	33	81	114	16	64	1	15	24	7	153	5.7	23	
Blossomgame	27	4	439	47	106	.443	10	39	.256	10	13	.769	26	72	98	13	20	0	7	11	8	114	4.2	15	
Frye	36	6	341	43	117	.368	32	79	.405	11	14	.786	4	48	52	20	44	0	6	13	5	129	3.6	10	
Baldwin (TOT)	16	0	94	10	33	.303	2	9	.222	8	11	.727	2	13	15	12	11	0	1	14	2	30	1.9	5	
Adel	19	3	194	11	36	.306	6	23	.261	4	4	1.000	3	16	19	5	13	0	1	6	4	32	1.7	6	
McCaw	3	0	53	2	9	.222	1	4	.250	0	0	---	0	0	3	3	2	1	0	2	3	0	5	1.7	3
Holland	1	0	1	0	0	---	0	0	---	0	0	---	0	0	0	0	0	0	0	0	0	0	0.0	0	
Simmons	1	0	2	0	0	---	0	0	---	0	0	---	0	0	0	0	0	0	0	0	0	0	0.0	0	
CAVALIERS	82	-	19755	3189	7184	.444	847	2388	.355	1342	1694	.792	879	2619	3498	1698	1642	11	534	1106	195	8567	104.5	139	
OPPONENTS	82	-	19755	3539	7148	.495	984	2690	.380	1293	1680	.770	782	2835	3617	2107	1592	8	568	1022	459	9355	114.1	148	

Season Leaders (min. 40 games)

Scoring Leaders			Rebounding Leaders			Assist Leaders		
1	Jordan Clarkson	16.8 ppg	1	Tristan Thompson	10.2 rpg	1	Larry Nance Jr.	3.2 apg
2	Collin Sexton	16.7 ppg	2	Larry Nance Jr.	8.2 rpg	2	Collin Sexton	3.0 apg
3	Cedi Osman	13.0 ppg	3	Ante Zizic	5.4 rpg	3	Cedi Osman	2.6 apg



2018-19 From left to right (first row): Marquese Chriss, Deng Adel, Brandon Knight, Collin Sexton, Cedi Osman, Koby Altman, Dan Gilbert, Larry Drew, Larry Nance Jr., Jordan Clarkson, Matthew Dellavedova, David Nwaba, Nik Stauskas, Jaron Blossomgame
From left to right (second row): Andrew Olson, Mike Gerity, Dan Geriot, James Posey, Channing Frye, Tristan Thompson, John Henson, Ante Zizic, Kevin Love, Steve Frankoski, Josh Broghamer, Dan Vincent, Mike Longabardi

2018-19

Cleveland Cavaliers Results

Date	Opponent	W/L	Cle	Opp	Record	Cavaliers High Scorer	Opp. High Scorer	Attend.
10/17	@ Toronto	L	104	116	0-1	Love-21	Lowry-27	19,915
10/19	@ Minnesota	L	123	131	0-2	Love-25	Butler-33	18,978
10/21	Atlanta	L	111	133	0-3	Clarkson-19	Young-35	19,432
10/24	Brooklyn	L	86	102	0-4	Three Players-14	Russell-18	19,432
10/25	@ Detroit	L	103	110	0-5	Korver-21	Griffin/Drummond-26	15,896
10/27	Indiana	L	107	119	0-6	Hood-17	Bogdanovic-25	19,432
10/30	Atlanta	W	136	114	1-6	Hood-26	Young-24	19,432
11/1	Denver	L	91	110	1-7	Clarkson-17	Hernandez-23	19,432
11/3	@ Charlotte	L	94	126	1-8	Smith-14	Lamb-19	16,221
11/5	@ Orlando	L	100	102	1-9	Hill-22	Gordon-23	15,009
11/7	Oklahoma City	L	86	95	1-10	Sexton-15	Schroder-28	19,432
11/10	@ Chicago	L	98	99	1-11	Thompson-22	LaVine-24	21,506
11/13	Charlotte	W	113	89	2-11	Clarkson-24	Lamb-22	19,432
11/14	@ Washington	L	95	119	2-12	Sexton-24	Beal-20	14,537
11/19	@ Detroit	L	102	113	2-13	Sexton-18	Drummond-23	15,769
11/21	LA Lakers	L	105	109	2-14	Osman-21	James-32	19,432
11/23	@ Philadelphia	W	121	112	3-14	Hood-25	Embiid-24	20,524
11/24	Houston	W	117	108	4-14	Sexton-29	Harden-40	19,432
11/26	Minnesota	L	95	102	4-15	Korver-22	Covington-24	19,432
11/28	@ Oklahoma City	L	83	100	4-16	Clarkson-25	Westbrook-23	18,203
11/30	@ Boston	L	95	128	4-17	Clarkson-16	Irving-29	18,624
12/1	Toronto	L	95	106	4-18	Clarkson/Thompson-18	Leonard-34	19,432
12/3	@ Brooklyn	W	99	97	5-18	Clarkson-20	Russell-30	10,983
12/5	Golden State	L	105	129	5-19	Sexton-21	Curry-42	19,432
12/7	Sacramento	L	110	129	5-20	Clarkson-26	Fox-30	19,432
12/8	Washington	W	116	101	6-20	Sexton-29	Beal-27	19,432
12/10	@ Milwaukee	L	92	108	6-21	Nance Jr.-16	Bledsoe-20	17,155
12/12	New York	W	113	106	7-21	Clarkson-28	Kanter/Hardaway-20	19,432
12/14	Milwaukee	L	102	114	7-22	Clarkson-23	Antetokounmpo-44	19,432
12/16	Philadelphia	L	105	128	7-23	Clarkson/Osman-18	Embiid-24	19,432
12/18	@ Indiana	W	92	91	8-23	Hood-17	Sabonis-17	15,630
12/19	@ Charlotte	L	99	110	8-24	Clarkson-20	Walker-30	15,179
12/21	@ Toronto	L	110	126	8-25	Clarkson-20	Leonard-37	19,800
12/23	Chicago	L	92	112	8-26	Nance Jr.-20	Markkanen-31	19,432
12/26	@ Memphis	L	87	95	8-27	Clarkson-24	Gasol-20	16,424
12/28	@ Miami	L	94	118	8-28	Clarkson-18	Winslow-24	19,617
12/29	@ Atlanta	L	108	111	8-29	Osman-22	Carter/Young-21	16,460
1/2	Miami	L	92	117	8-30	Thompson-14	Richardson-24	19,432
1/4	Utah	L	91	117	8-31	Burks-17	Mitchell-18	19,432
1/5	New Orleans	L	98	133	8-32	Clarkson-22	Holiday/Randle-22	19,432
1/8	Indiana	L	115	123	8-33	Clarkson-26	Young-26	19,432
1/9	@ New Orleans	L	124	140	8-34	Clarkson-21	Davis-38	15,058
1/11	@ Houston	L	113	141	8-35	Zizic-18	Harden-43	18,055
1/13	@ LA Lakers	W	101	95	9-35	Osman-20	Kuzma-29	18,997
1/16	@ Portland	L	112	129	9-36	Clarkson-22	Lillard-33	19,089
1/18	@ Utah	L	99	115	9-37	Sexton/Zizic-15	Mitchell-24	18,306
1/19	@ Denver	L	102	124	9-38	Zizic-23	Murray-26	19,520
1/21	Chicago	L	88	104	9-39	Sexton-18	LaVine-25	19,432
1/23	@ Boston	L	103	123	9-40	Osman-25	Rozier-26	18,624
1/25	Miami	L	94	100	9-41	Osman-29	Winslow-27	19,432
1/27	@ Chicago	W	104	101	10-41	Burks/Clarkson-18	Markkanen-21	19,675
1/29	Washington	W	116	113	11-41	Clarkson-28	Beal-31	19,432
2/2	Dallas	L	98	111	11-42	Clarkson-19	Donic-35	19,432
2/5	Boston	L	96	103	11-43	Sexton-27	Tatum-25	19,432
2/8	@ Washington	L	106	119	11-44	Sexton-27	Portis-30	16,682
2/9	@ Indiana	L	90	105	11-45	Clarkson-18	Bogdanovic-23	17,923
2/11	New York	W	107	104	12-45	Sexton-20	Allen-25	19,432
2/13	Brooklyn (3OT)	L	139	148	12-46	Clarkson-42	Russell-36	17,434
2/21	Phoenix	W	111	98	13-46	Osman-19	Booker-30	19,022
2/23	Memphis	W	112	107	14-46	Love-32	Valanciunas-25	19,432
2/25	Portland	L	110	123	14-47	Osman-27	McCollum-35	19,432
2/28	@ New York	W	125	118	15-47	Love-26	Trier-22	17,573
3/2	Detroit	L	93	129	15-48	Sexton-16	Kennard-26	19,432
3/3	Orlando	W	107	93	16-48	Clarkson-18	Vucevic-28	19,432
3/6	@ Brooklyn	L	107	113	16-49	Love-24	Dinwiddie-28	14,177
3/8	@ Miami	L	110	126	16-50	Sexton-27	Richardson-20	19,600
3/11	Toronto	W	126	101	17-50	Sexton-28	Leonard-25	19,432
3/12	@ Philadelphia	L	99	106	17-51	Sexton-26	Simmons-26	20,420
3/14	@ Orlando	L	91	120	17-52	Sexton-23	Gordon-21	18,091
3/16	@ Dallas	L	116	121	17-53	Sexton-28	Hardaway-22	20,347
3/18	Detroit	W	126	119	18-53	Sexton-27	Ellington-25	18,465
3/20	Milwaukee	W	107	102	19-53	Sexton-25	Middleton-26	19,432
3/22	LA Clippers	L	108	110	19-54	Love-22	Gallinari-27	19,432
3/24	@ Milwaukee	L	105	127	19-55	Love-20	Antetokounmpo-26	17,930
3/26	Boston	L	106	116	19-56	Sexton-24	Smart/Tatum-21	19,432
3/28	@ San Antonio	L	110	116	19-57	Sexton-24	DeRozan-25	18,756
3/30	@ LA Clippers	L	108	132	19-58	Clarkson-26	Harrell-23	16,439
4/1	@ Phoenix	L	113	122	19-59	Sexton-21	Booker-25	14,050
4/4	@ Sacramento	L	104	117	19-60	Clarkson-22	Hield-23	17,583
4/5	@ Golden State	L	114	120	19-61	Sexton-27	Curry-40	19,596
4/7	San Antonio	L	90	112	19-62	Sexton/Knight-16	Aldridge-18	19,432
4/9	Charlotte	L	97	124	19-63	Sexton-18	Lamb/Walker-23	19,432

2019-20

Season Highlights

Final Record: 19-46

Finished: 5th Place in Division

Head Coach: John Beilein 14-40 J.B. Bickerstaff 5-6

J.B. Bickerstaff took over duties as head coach on Feb. 19. After taking over the helm, Bickerstaff led the Cavs to a 5-6 (.455) record, as the team averaged 111.4 points and 26.4 assists (eighth-best in NBA) over that span. The Wine & Gold also had the 5th-highest field goal percentage in the NBA after the All-Star break (.480). Collin Sexton, who finished to season averaging a team-high 20.8 points, joined LeBron James and Kyrie Irving as the only players in franchise history to average at least 20.0 points before the age of 22. His stellar play earned him a spot on the U.S. Team during the 2020 NBA Rising Stars event at All-Star Weekend in Chicago, which tallied 21 points (9-14 FG, 3-6 3FG) and five rebounds. Darius Garland was the only NBA rookie in 2019-20 with at least 700 points, 225 assists and 100 three-pointers, while Kevin Porter Jr. was the lone rookie averaging at least 10.0 points, 3.0 rebounds and 2.0 assists in under 24.0 minutes in 2019-20. Veterans Kevin Love (17.6 PPG, 9.8 RPG) and Tristan Thompson (12.0 PPG, 10.1 RPG) both had strong seasons in 2019-20. On Feb. 6, the Cavaliers acquired two-time NBA All-Star Andre Drummond, who went on to average a career-high 17.7 points, an NBA-leading 15.2 rebounds, a career-high 1.91 steals and 1.63 blocks in 33.0 minutes per game.

Final Statistics

2018-19 PLAYER				Field Goals			3-Point FG			Free Throws			Rebounds											
	G	GS	MIN	FG	FGA	PCT	FG	FGA	PCT	FT	FTA	PCT	OFF	DEF	TOT	AST	PF	DO	STL	TO	BLK	PTS	AVG	HI
Love	22	21	598	109	283	.385	53	147	.361	103	114	.904	33	206	239	48	54	0	6	42	5	374	17.0	32
Clarkson	81	0	2214	529	1180	.448	144	445	.324	162	192	.844	82	188	270	196	112	0	57	135	13	1364	16.8	42
Sexton	82	72	2605	519	1206	.430	119	296	.402	214	255	.839	57	179	236	243	186	1	44	185	6	1371	16.7	29
Osman	76	75	2444	360	844	.427	130	374	.348	141	181	.779	45	312	357	195	195	3	60	114	11	991	13.0	29
Hood	45	45	1234	194	454	.427	55	152	.362	104	114	.912	18	94	112	92	101	0	38	36	5	547	12.2	26
Burks	34	24	979	136	340	.400	45	119	.378	79	98	.806	26	160	186	98	62	0	25	46	16	396	11.6	22
Thompson	43	40	1198	201	380	.529	0	0	---	68	106	.642	173	265	438	86	89	0	28	59	16	470	10.9	23
Hill	13	13	344	55	107	.514	13	28	.464	17	20	.850	12	15	27	36	35	0	12	20	1	140	10.8	22
Nance	67	30	1795	249	479	.520	33	98	.337	96	134	.716	168	384	552	214	192	2	100	97	40	627	9.4	20
Zizic	59	25	1082	183	331	.553	0	0	---	93	132	.705	108	212	320	53	113	1	13	61	22	459	7.8	23
Knight (TOT)	39	26	737	99	260	.381	41	129	.318	27	34	.794	10	49	59	71	62	0	21	30	2	266	6.8	16
Knight (CLE)	27	26	618	88	213	.413	36	97	.371	18	23	.783	9	41	50	62	48	0	19	25	2	230	8.5	16
Korver	16	0	251	35	76	.461	25	54	.463	13	16	.813	0	29	29	17	22	1	3	17	2	108	6.8	22
Smith	11	4	222	27	79	.342	12	39	.308	8	10	.800	0	18	18	21	19	0	11	11	3	74	6.7	14
Nwaba	51	14	984	126	262	.481	24	75	.320	58	85	.682	41	122	163	54	106	1	36	29	17	334	6.5	22
Dekker	9	5	169	22	48	.458	5	13	.385	8	10	.800	9	24	33	9	13	0	11	5	0	57	6.3	12
Payne (TOT)	40	13	712	96	223	.430	25	84	.298	33	41	.805	13	59	72	106	64	1	28	45	9	250	6.3	21
Payne (CLE)	9	1	176	27	55	.491	9	25	.360	11	16	.688	3	16	19	23	15	0	8	11	3	74	8.2	16
Dellavedova (TOT)	48	0	812	98	242	.405	44	130	.338	42	52	.808	6	71	77	181	75	0	14	68	2	282	5.9	17
Dellavedova (CLE)	36	0	715	92	223	.413	40	119	.336	38	48	.792	6	61	67	152	66	0	12	57	2	262	7.3	17
Stauskas (TOT)	68	0	1015	136	338	.402	70	188	.372	57	64	.891	18	109	127	81	50	0	21	51	7	399	5.9	24
Stauskas (CLE)	24	0	342	40	109	.367	27	63	.429	25	28	.893	8	39	47	19	19	0	7	11	3	132	5.5	17
Henson (TOT)	14	0	188	31	67	.463	11	31	.355	6	10	.600	16	55	71	14	16	0	7	12	11	79	5.6	10
Jones	16	0	214	26	62	.419	10	28	.357	19	27	.704	11	23	34	7	27	0	9	8	2	81	5.1	15
Harrison	10	0	144	12	39	.308	3	14	.214	16	16	1.000	4	11	15	17	26	1	4	10	2	43	4.3	10
Chriss (TOT)	43	2	499	67	180	.372	16	72	.222	32	45	.711	40	102	142	22	81	1	17	36	11	182	4.2	23
Chriss (CLE)	27	2	395	56	146	.384	15	57	.263	26	38	.684	33	81	114	16	64	1	15	24	7	153	5.7	23
Blossomgame	27	4	439	47	106	.443	10	39	.256	10	13	.769	26	72	98	13	20	0	7	11	8	114	4.2	15
Frye	36	6	341	43	117	.368	32	79	.405	11	14	.786	4	48	52	20	44	0	6	13	5	129	3.6	10
Baldwin (TOT)	16	0	94	10	33	.303	2	9	.222	8	11	.727	2	13	15	12	11	0	1	14	2	30	1.9	5
Adel	19	3	194	11	36	.306	6	23	.261	4	4	1.000	3	16	19	5	13	0	1	6	4	32	1.7	6
McCaw	3	0	53	2	9	.222	1	4	.250	0	0	---	0	3	3	2	1	0	2	3	0	5	1.7	3
Holland	1	0	1	0	0	---	0	0	---	0	0	---	0	0	0	0	0	0	0	0	0	0	0.0	0
Simmons	1	0	2	0	0	---	0	0	---	0	0	---	0	0	0	0	0	0	0	0	0	0	0.0	0
CAVALIERS	82	-	19755	3189	7184	.444	847	2388	.355	1342	1694	.792	879	2619	3498	1698	1642	11	534	1106	195	8567	104.5	139
OPPONENTS	82	-	19755	3539	7148	.495	984	2590	.380	1293	1680	.770	782	2835	3617	2107	1592	8	568	1022	459	9355	114.1	148

Season Leaders (min. 40 games)

Scoring Leaders			Rebounding Leaders			Assist Leaders		
1	Collin Sexton	20.8 ppg	1	Tristan Thompson	10.1 rpg	1	Darius Garland	3.9 apg
2	Kevin Love	17.6 ppg	2	Kevin Love	9.8 rpg	2	Matthew Dellavedova	3.2 apg
3	Darius Garland	12.3 ppg	3	Larry Nance Jr.	7.3 rpg	3	Kevin Love	3.2 apg

2019-20

Cleveland Cavaliers Results

Date	Opponent	W/L	Cle	Opp	Record	Cavaliers High Scorer	Opp. High Scorer	Attend.
10/23	@ Orlando	L	85	94	0-1	Sexton/Thompson-16	Vucevic-21	18,846
10/26	Indiana	W	110	99	1-1	Thompson-25	Brogdon-30	19,432
10/28	@ Milwaukee	L	112	129	1-2	Sexton-18	Middleton-21	17,385
10/30	Chicago	W	117	111	2-2	Thompson-23	LaVine/Markkanen-16	17,595
11/1	@ Indiana	L	95	102	2-3	Love-22	Brogdon-25	16,079
11/3	Dallas	L	111	131	2-4	Love-29	Donic-29	18,078
11/5	Boston	L	113	119	2-5	Sexton-21	Hayward-39	17,709
11/8	@ Washington	W	113	100	3-5	Thompson-21	Bryant-23	16,946
11/10	@ New York	W	108	87	4-5	Sexton-31	Randle-20	19,812
11/12	@ Philadelphia	L	97	98	4-6	Clarkson/Love-20	Embiid-27	20,294
11/14	Miami	L	97	108	4-7	Love-21	Nunn-23	17,374
11/17	Philadelphia	L	95	114	4-8	Sexton-17	Harris-27	19,432
11/18	@ New York	L	105	123	4-9	Porter-18	Randle-30	17,097
11/20	@ Miami	L	100	124	4-10	Love-25	Robinson-29	19,600
11/22	@ Dallas	L	101	143	4-11	Garland-23	Donic-30	19,639
11/23	Portland	W	110	104	5-11	Clarkson-28	Lillard-23	19,432
11/25	Brooklyn	L	106	108	5-12	Clarkson-23	Dinwiddie-23	17,143
11/27	Orlando	L	104	116	5-13	Sexton-20	Fournier-30	17,712
11/29	Milwaukee	L	110	119	5-14	Garland-21	Antetokounmpo-33	19,432
12/3	Detroit	L	94	127	5-15	Sexton-22	Griffin-24	17,504
12/6	Orlando	L	87	93	5-16	Sexton-19	Ross-21	18,446
12/7	@ Philadelphia	L	94	141	5-17	Garland-17	Simmons-34	20,844
12/9	@ Boston	L	88	110	5-18	Clarkson-19	Walker-22	19,156
12/11	Houston	L	110	116	5-19	Porter-24	Harden-55	17,122
12/12	@ San Antonio (OT)	W	117	109	6-19	Love-30	DeRozan-21	18,354
12/14	@ Milwaukee	L	108	125	6-20	Porter-15	Antetokounmpo-29	17,481
12/16	@ Toronto	L	113	133	6-21	Sexton-25	Siakam-33	19,800
12/18	Charlotte	W	100	98	7-21	Sexton-23	Rozier-35	17,023
12/20	Memphis	W	114	107	8-21	Clarkson-33	Jackson-24	19,432
12/23	Atlanta	W	121	118	9-21	Sexton-25	Young-30	18,007
12/27	@ Boston	L	117	129	9-22	Love-30	Brown-34	19,156
12/28	@ Minnesota	W	94	88	10-22	Garland/Sexton-18	Teague-18	15,411
12/31	@ Toronto	L	97	117	10-23	Sexton-22	Lowry-24	19,800
1/2	Charlotte	L	106	109	10-24	Sexton-21	Rozier-30	17,859
1/4	Oklahoma City	L	106	121	10-25	Sexton-30	Schroder-22	19,432
1/5	Minnesota	L	103	118	10-26	Exum-28	Dieng-22	16,159
1/7	Detroit	L	113	115	10-27	Love-30	Rose-24	17,274
1/9	@ Detroit (OT)	W	115	112	11-27	Thompson-35	Drummond-28	13,445
1/11	@ Denver	W	111	103	12-27	Sexton-25	Murray-24	19,533
1/13	@ L.A. Lakers	L	99	128	12-28	Love-21	James-31	18,997
1/14	@ L.A. Clippers	L	103	128	12-29	Sexton-25	Leonard-43	19,068
1/17	@ Memphis	L	109	113	12-30	Sexton-28	Brooks-26	17,102
1/18	@ Chicago	L	116	118	12-31	Love-29	LaVine-42	19,939
1/20	New York	L	86	106	12-32	Sexton-17	Morris/Randle-19	17,133
1/23	Washington	L	112	124	12-33	Sexton-29	Beal-36	16,689
1/25	Chicago	L	106	118	12-34	Love-20	LaVine-44	19,432
1/27	@ Detroit	W	115	100	13-34	Sexton-23	Jackson-16	12,597
1/28	New Orleans	L	111	125	13-35	Sexton-24	Holiday-28	19,432
1/30	Toronto	L	109	115	13-36	Love/Sexton-23	Ibaka-26	17,695
2/1	Golden State	L	112	131	13-37	Sexton-23	Robinson-22	18,410
2/3	New York (OT)	L	134	139	13-38	Love-33	Morris-26	16,303
2/5	@ Oklahoma City	L	103	109	13-39	Sexton-23	Schroder-30	18,203
2/9	L.A. Clippers	L	92	133	13-40	Drummond-19	Williams-25	17,240
2/12	Atlanta	W	127	105	14-40	Thompson-27	Young-27	16,200
2/21	@ Washington	W	113	108	15-40	Sexton-25	Beal-26	18,895
2/22	@ Miami	L	105	124	15-41	Osman-19	Nunn-24	19,754
2/24	Miami (OT)	W	125	119	16-41	Porter-30	Adebayo-22	17,336
2/26	Philadelphia	W	108	94	17-41	Sexton-28	Milton-20	16,332
2/28	@ New Orleans	L	104	116	17-42	Sexton-31	Ingram-29	18,304
2/29	Indiana	L	104	113	17-43	Drummond-27	Warren-30	19,432
3/2	Utah	L	113	126	17-44	Sexton-32	Bogdanovic-28	15,453
3/4	Boston	L	106	112	17-45	Sexton-41	Tatum-32	16,897
3/7	Denver	W	104	102	18-45	Love-27	Barton-22	19,432
3/8	San Antonio (OT)	W	132	129	19-45	Drummond-28	DeRozan-25	17,995
3/10	@ Chicago	L	103	108	19-46	Sexton-26	White-20	17,837

All-Time Coaches Record

Coach	Years	Record	Pct.	Coach	Years	Record	Pct.
Bill Fitch	1970-79	304-434	.412	John Lucas	2001-03	37-87	.298
Stan Albeck	1979-80	37-45	.451	Keith Smart	2002-03	9-31	.225
Bill Musselman	1980-82	27-67	.287	Paul Silas	2003-05	69-77	.473
Chuck Daly	1981-82	9-32	.220	Brendan Malone	2005	8-10	.444
Don Delaney	1981-82	7-21	.250	Mike Brown	2005-10, 2013-14	305-187	.620
Bob Kloppenburg	1981-82	0-1	.000	Byron Scott	2010-2013	64-166	.386
Tom Nissalke	1982-84	51-113	.311	David Blatt	2014-2016	83-40	.675
George Karl	1984-86	61-88	.409	Tyronn Lue	2016-2018	128-83	.607
Gene Littles	1985-86	4-11	.267	Larry Drew	2018-2019	19-57	.250
Lenny Wilkens	1986-93	316-258	.551	John Beilein	2019-2020	14-40	.259
Mike Fratello	1993-99	248-212	.539	J.B. Bickerstaff	2020-present	5-6	.455
Randy Wittman	1999-2001	62-102	.378				

Cavaliers Assistant Coaches

Jim Lessig 1970-71	Richie Adubato 1993-94	Mark Osowski 2003-04	Bernie Bickerstaff 2013-2014
Jimmy Rodgers 1971-79	Jim Boylan 1993-97	Stephen Silas 2003-05	Igor Kokoskov 2013-2014
Morris McHone 1979-80, 1984-86	Ron Rothstein 1993-99	Brendan Malone 2004-05	Bret Brielmaier 2013-2016
Larry Creger 1980-81	Sidney Lowe 1994-99	Wes Wilcox 2005	Jim Boylan 2013-2018
Gerald Oliver 1980-82	Marc Iavaroni 1997-99	Kenny Natt 2004-07	Tyronn Lue 2014-2016
Bob Kloppenburg 1981-82	Bill Blair 1999-2000	Hank Egan 2005-2010	James Posey 2014-2019
Gus Johnson 1981-82	Mike Woodson 1999-01	Michael Malone 2005-2010	Larry Drew 2014-2018
Don Delaney 1982-83	Bob Ociepka 1999-01	Melvin Hunt 2005-2010	Mike Longabardi 2016-2019
Gene Littles 1982-86	Keith Smart 2000-03	Chris Jent 2006-2011	Damon Jones 2016-2018
Ed Badger 1983-84	Jerry Eaves 2001-03	John Kuester 2007-2009	Dan Geriot 2018-present
Herman Kull 1985-86	Ron Ekker 2001-03	Paul Pressey 2010-2013	J.B. Bickerstaff 2019-2020
Dick Helm 1986-93	Clifford Ray 2002-03	Jamahl Mosley 2010-2014	Lindsey Gottlieb 2019-present
Brian Winters 1986-93	Mike Bratz 2002-03, 2005	Joe Prunty 2010-2013	Antonio Lang 2019-present
	Bob Donewald, Jr. 2003-04	Nate Tibbetts 2011-2013	

Cavaliers General Managers

Nick Mileti 1970-73	Don Delaney 1980-83	Jim Paxson 1999-2005	David Griffin 2014-2017
Bill Fitch 1973-79	Harry Weltman 1983-86	Danny Ferry 2005-2010	Koby Altman 2017-present
Ron Hrovat 1979-80	Wayne Embry 1986-99	Chris Grant 2010-2014	



Bill Fitch, Austin Carr and Nick Mileti (1971)

Year-by-Year Finish & Coaching Records

Year	Regular Season			Finish (Div.)	GB	Playoffs			Head Coach
	Won	Lost	Pct.			Won	Lost	Pct	
1970-71	15	67	.183	4th	27	0	0	—	Bill Fitch
1971-72	23	59	.280	4th	15	0	0	—	Bill Fitch
1972-73	32	50	.390	4th	20	0	0	—	Bill Fitch
1973-74	29	53	.354	4th	18	0	0	—	Bill Fitch
1974-75	40	42	.488	3rd	20	0	0	—	Bill Fitch
1975-76	49	33	.598	1st	—	6	7	.462	Bill Fitch
1976-77	43	39	.524	4th	6	1	2	.333	Bill Fitch
1977-78	43	39	.524	3rd	9	0	2	.000	Bill Fitch
1978-79	30	52	.366	4th	18	0	0	—	Bill Fitch
1979-80	37	45	.451	5th	13	0	0	—	Stan Albeck
1980-81	28	54	.341	5th	32	0	0	—	Bill Musselman (25-46) Don Delaney (3-8)
1981-82	15	67	.183	6th	40	0	0	—	Don Delaney (4-13) Bob Kloppenburg (0-1) Chuck Daly (9-32) Bill Musselman (2-21)
1982-83	23	59	.280	5th	28	0	0	—	Tom Nissalke
1983-84	28	54	.341	4th	22	0	0	—	Tom Nissalke
1984-85	36	46	.439	4th	23	1	3	.250	George Karl
1985-86	29	53	.354	5th	28	0	0	—	George Karl (25-42) Gene Littles (4-11)
1986-87	31	51	.378	6th	26	0	0	—	Lenny Wilkens
1987-88	42	40	.512	4th	12	2	3	.400	Lenny Wilkens
1988-89	57	25	.695	2nd	6	2	3	.400	Lenny Wilkens
1989-90	42	40	.512	4th	17	2	3	.400	Lenny Wilkens
1990-91	33	49	.402	6th	28	0	0	—	Lenny Wilkens
1991-92	57	25	.695	2nd	10	9	8	.529	Lenny Wilkens
1992-93	54	28	.659	2nd	3	3	6	.333	Lenny Wilkens
1993-94	47	35	.573	3rd	10	0	3	.000	Mike Fratello
1994-95	43	39	.524	4th	9	1	3	.250	Mike Fratello
1995-96	47	35	.573	3rd	25	0	3	.000	Mike Fratello
1996-97	42	40	.512	5th	27	0	0	—	Mike Fratello
1997-98	47	35	.573	5th	15	1	3	.250	Mike Fratello
1998-99	22	28	.440	7th	11	0	0	—	Mike Fratello
1999-00	32	50	.390	6th	24	0	0	—	Randy Wittman
2000-01	30	52	.366	6th	22	0	0	—	Randy Wittman
2001-02	29	53	.354	7th	21	0	0	—	John Lucas
2002-03	17	65	.207	8th	33	0	0	—	John Lucas (8-34) Keith Smart (9-31)
2003-04	35	47	.427	5th	26	0	0	—	Paul Silas
2004-05	42	40	.512	4th	12	0	0	—	Paul Silas (34-30) Brendan Malone (8-10)
2005-06	50	32	.610	2nd	14	7	6	.538	Mike Brown
2006-07	50	32	.610	2nd	3	12	8	.600	Mike Brown
2007-08	45	37	.549	2nd	14	7	6	.538	Mike Brown
2008-09	66	16	.805	1st	—	10	4	.714	Mike Brown
2009-10	61	21	.744	1st	—	6	5	.545	Mike Brown
2010-11	19	63	.232	5th	43	0	0	—	Byron Scott
2011-12	21	45	.318	5th	29	0	0	—	Byron Scott
2012-13	24	58	.293	5th	25.5	0	0	—	Byron Scott
2013-14	33	49	.402	3rd	23	0	0	—	Mike Brown
2014-15	53	29	.646	1st	—	14	6	.700	David Blatt
2015-16	57	25	.695	1st	—	16	5	.762	David Blatt (30-11) Tyronn Lue (27-14)
2016-17	51	31	.622	1st	—	13	5	.722	Tyronn Lue
2017-18	50	32	.610	1st	—	12	10	.545	Tyronn Lue
2018-19	19	63	.232	5th	—	0	0	—	Tyronn Lue (0-6) Larry Drew (19-57)
2019-20	19	46	.292	5th	---	0	0	---	John Beilein (14-40) J.B. Bickerstaff (5-6)
50 Years	1867	2168	.463			125	104	.546	

All-Time Cavaliers Won-Lost Record

Year	Home		Road		Neutral		Overall	
	W-L	Pct.	W-L	Pct.	W-L	Pct.	W-L	Pct.
1970-71	11-30	.268	2-37	.051	2-0	1.000	15-67	.183
1971-72	13-28	.317	8-30	.211	2-1	.667	23-59	.280
1972-73	20-21	.488	10-27	.270	2-2	.500	32-50	.390
1973-74	18-23	.439	11-28	.282	0-2	.000	29-53	.354
1974-75	29-12	.707	11-30	.268	0-0	—	40-42	.488
1975-76	29-12	.707	20-21	.488	0-0	—	49-33	.598
1976-77	29-12	.707	14-27	.341	0-0	—	43-39	.524
1977-78	27-14	.659	16-25	.390	0-0	—	43-39	.524
1978-79	20-21	.488	10-31	.244	0-0	—	30-52	.366
1979-80	28-13	.683	9-32	.220	0-0	—	37-45	.451
1980-81	20-21	.488	8-33	.195	0-0	—	28-54	.341
1981-82	9-32	.220	6-35	.146	0-0	—	15-67	.183
1982-83	15-26	.366	8-33	.195	0-0	—	23-59	.280
1983-84	23-18	.561	5-36	.122	0-0	—	28-54	.341
1984-85	20-21	.488	16-25	.390	0-0	—	36-46	.439
1985-86	16-25	.390	13-28	.317	0-0	—	29-53	.354
1986-87	25-16	.610	6-35	.146	0-0	—	31-51	.378
1987-88	31-10	.756	11-30	.268	0-0	—	42-40	.512
1988-89	37-4	.902	20-21	.488	0-0	—	57-25	.695
1989-90	27-14	.659	15-26	.366	0-0	—	42-40	.512
1990-91	23-18	.561	10-31	.244	0-0	—	33-49	.402
1991-92	35-6	.854	22-19	.537	0-0	—	57-25	.695
1992-93	35-6	.854	19-22	.463	0-0	—	54-28	.659
1993-94	31-10	.756	16-25	.390	0-0	—	47-35	.573
1994-95	26-15	.634	17-24	.415	0-0	—	43-39	.524
1995-96	26-15	.634	21-20	.512	0-0	—	47-35	.573
1996-97	25-16	.610	17-24	.415	0-0	—	42-40	.512
1997-98	27-14	.659	20-21	.488	0-0	—	47-35	.573
1998-99	15-10	.600	7-18	.280	0-0	—	22-28	.440
1999-00	22-19	.537	10-31	.244	0-0	—	32-50	.390
2000-01	20-21	.488	10-31	.244	0-0	—	30-52	.366
2001-02	20-21	.488	9-32	.220	0-0	—	29-53	.354
2002-03	14-27	.341	3-38	.073	0-0	—	17-65	.207
2003-04	23-18	.561	12-29	.293	0-0	—	35-47	.427
2004-05	29-12	.707	13-28	.317	0-0	—	42-40	.512
2005-06	31-10	.756	19-22	.463	0-0	—	50-32	.610
2006-07	30-11	.732	20-21	.488	0-0	—	50-32	.610
2007-08	27-14	.659	18-23	.439	0-0	—	45-37	.549
2008-09	39-2	.951	27-14	.659	0-0	—	66-16	.805
2009-10	35-6	.854	26-15	.634	0-0	—	61-21	.744
2010-11	12-29	.293	7-34	.171	0-0	—	19-63	.232
2011-12	11-22	.333	10-23	.303	0-0	—	21-45	.318
2012-13	14-27	.341	10-31	.244	0-0	—	24-58	.293
2013-14	19-22	.463	14-27	.341	0-0	—	33-49	.402
2014-15	31-10	.756	22-19	.537	0-0	—	53-29	.646
2015-16	33-8	.805	24-17	.585	0-0	—	57-25	.695
2016-17	31-10	.756	20-21	.488	0-0	—	51-31	.622
2017-18	29-12	.707	21-20	.512	0-0	—	50-32	.610
2018-19	13-28	.317	6-35	.146	0-0	—	19-63	.232
2019-20	11-25	.306	8-21	.276	0-0	—	19-46	.292
50 Years	1184-837	.586	677-1326	.338	6-5	.545	1867-2168	.463

All-Time Cavaliers Record by Month

Year	Oct.	Nov.	Dec.	Jan.	Feb.	Mar.	Apr.	May
1970-71	0-9	1-17	4-13	5-9	2-12	3-7	---	---
1971-72	2-8	6-6	7-10	1-13	4-12	3-10	---	---
1972-73	3-8	5-8	2-12	9-5	5-9	8-8	---	---
1973-74	2-7	7-9	5-11	5-9	4-11	6-6	---	---
1974-75	4-4	7-4	7-6	4-12	10-6	7-9	1-1	---
1975-76	1-2	6-9	11-4	9-6	9-3	9-6	4-3	---
1976-77	5-0	10-4	5-9	6-7	5-7	9-8	3-4	---
1977-78	3-3	10-2	5-10	4-9	8-7	8-8	5-0	---
1978-79	4-4	3-11	7-6	6-8	6-8	3-11	1-4	---
1979-80	3-8	8-7	8-5	4-12	3-10	11-3	---	---
1980-81	4-8	4-10	5-9	9-5	3-9	3-13	---	---
1981-82	0-1	4-10	2-12	2-11	4-9	3-13	0-11	---
1982-83	0-2	2-11	2-12	5-10	6-7	4-12	4-5	---
1983-84	0-2	5-10	4-10	4-8	9-5	4-13	2-6	---
1984-85	0-3	2-10	4-9	7-9	9-6	9-6	5-3	---
1985-86	1-3	6-7	7-8	4-11	5-7	5-10	1-7	---
1986-87	---	5-9	8-7	5-11	5-7	4-12	4-5	---
1987-88	---	3-8	9-7	9-6	7-8	5-9	9-2	---
1988-89	---	8-3	13-2	11-4	10-3	9-8	6-5	---
1989-90	---	6-7	5-9	8-7	6-6	8-8	9-3	---
1990-91	---	9-7	2-11	3-11	6-7	5-10	8-3	---
1991-92	---	9-5	10-4	10-4	8-5	12-4	8-3	---
1992-93	---	6-7	11-5	8-6	12-1	6-6	11-3	---
1993-94	---	6-6	6-9	9-6	11-3	8-7	7-4	---
1994-95	---	8-5	12-3	6-8	7-6	6-9	4-8	---
1995-96	---	6-8	9-4	8-8	10-2	8-9	6-4	---
1996-97	---	9-5	10-5	5-9	7-5	6-10	5-6	---
1997-98	0-1	9-5	8-5	9-7	4-9	11-4	6-4	---
1998-99	---	---	---	---	5-6	9-8	8-11	0-3
1999-00	---	7-6	5-11	6-9	4-8	6-9	4-7	---
2000-01	1-0	8-5	7-7	4-11	2-10	4-14	4-5	---
2001-02	0-2	5-9	7-7	2-13	7-5	4-12	4-5	---
2002-03	1-1	1-15	4-11	3-11	2-9	3-12	3-6	---
2003-04	0-2	4-11	6-9	7-7	7-6	8-7	3-5	---
2004-05	---	9-5	8-7	9-5	5-7	6-9	5-7	---
2005-06	---	10-4	8-6	8-7	6-8	10-4	8-3	---
2006-07	---	9-6	8-6	9-7	7-5	11-5	6-3	---
2007-08	0-1	9-7	5-9	11-3	8-6	8-7	4-4	---
2008-09	1-1	13-2	12-2	10-4	9-3	16-1	5-3	---
2009-10	2-2	10-3	14-3	12-3	8-3	13-2	2-5	---
2010-11	1-2	6-8	1-14	0-16	3-8	4-11	4-4	---
2011-12	---	---	1-2	7-10	5-8	4-13	4-12	---
2012-13	1-0	3-12	3-13	6-8	7-5	2-12	2-8	---
2013-14	1-0	4-12	5-9	6-9	8-6	6-9	3-4	---
2014-15	1-1	7-6	10-7	11-6	8-3	11-4	5-2	---
2015-16	2-1	11-3	8-5	13-3	8-5	11-5	4-3	---
2016-17	3-0	10-3	12-4	7-8	9-2	7-10	3-4	---
2017-18	3-4	12-3	9-5	6-8	6-4	10-6	4-2	---
2018-19	1-6	3-11	4-12	3-12	4-6	4-11	0-5	---
2019-20	2-2	3-12	5-9	3-13	4-7	2-3	---	---
50 Years	52-98	314-353	330-375	318-404	317-320	340-413	194-202	0-3
Pct.	.347	.471	.468	.440	.498	.452	.490	.000

All-Time Cavaliers Record by Division

Year	Atlantic	Central	Midwest	Northwest	Pacific	Southeast	Southwest	Total
1970-71	9-15	1-13	2-14	---	3-25	---	---	15-67
1971-72	6-18	9-11	1-15	---	7-15	---	---	23-59
1972-73	12-12	8-14	2-14	---	10-10	---	---	32-50
1973-74	9-15	8-14	2-14	---	10-10	---	---	29-53
1974-75	6-10	17-13	7-9	---	10-10	---	---	40-42
1975-76	10-10	15-11	11-5	---	13-7	---	---	49-33
1976-77	11-9	8-12	13-10	---	11-8	---	---	43-39
1977-78	13-7	9-11	13-10	---	8-11	---	---	43-39
1978-79	9-11	6-14	7-12	---	8-15	---	---	30-52
1979-80	12-18	16-14	4-6	---	5-7	---	---	37-45
1980-81	8-20	11-19	5-7	---	4-8	---	---	28-54
1981-82	1-27	5-25	6-6	---	3-9	---	---	15-67
1982-83	5-24	8-21	5-7	---	5-7	---	---	23-59
1983-84	9-19	11-19	3-9	---	5-7	---	---	28-54
1984-85	12-17	13-16	5-7	---	6-6	---	---	36-46
1985-86	9-20	10-19	5-7	---	5-7	---	---	29-53
1986-87	14-14	8-22	3-9	---	6-6	---	---	31-51
1987-88	19-9	11-19	7-5	---	5-7	---	---	42-40
1988-89	19-7	19-11	10-2	---	9-5	---	---	57-25
1989-90	16-8	14-16	4-10	---	8-6	---	---	42-40
1990-91	12-12	11-19	6-8	---	4-10	---	---	33-49
1991-92	21-7	21-7	7-5	---	8-6	---	---	57-25
1992-93	15-13	22-6	8-4	---	9-5	---	---	54-28
1993-94	15-13	16-12	6-6	---	10-4	---	---	47-35
1994-95	16-12	17-11	3-9	---	7-7	---	---	43-39
1995-96	16-10	13-15	8-6	---	10-4	---	---	47-35
1996-97	13-13	13-15	8-6	---	8-6	---	---	42-40
1997-98	14-12	14-14	9-5	---	10-4	---	---	47-35
1998-99	9-13	9-13	1-2	---	3-0	---	---	22-28
1999-00	12-14	8-20	8-6	---	4-10	---	---	32-50
2000-01	11-15	11-17	4-10	---	4-10	---	---	30-52
2001-02	8-18	12-16	7-7	---	2-12	---	---	29-53
2002-03	4-22	5-23	3-11	---	5-9	---	---	17-65
2003-04	15-11	14-14	2-12	---	4-10	---	---	35-47
2004-05	7-11	7-9	---	6-4	5-5	12-6	5-5	42-40
2005-06	12-6	11-5	---	6-4	4-6	11-7	6-4	50-32
2006-07	12-6	10-6	---	5-5	8-2	9-9	6-4	50-32
2007-08	10-8	7-9	---	6-4	7-3	11-7	4-6	45-37
2008-09	15-3	13-3	---	10-0	8-2	12-6	8-2	66-16
2009-10	15-3	12-4	---	7-3	10-0	11-7	6-4	61-21
2010-11	8-10	3-13	---	0-10	3-7	4-14	1-9	19-63
2011-12	6-12	3-12	---	3-3	3-3	4-11	2-4	21-45
2012-13	5-13	3-13	---	3-7	2-8	10-8	1-9	24-58
2013-14	8-10	7-9	---	6-4	5-5	6-12	1-9	33-49
2014-15	12-6	11-5	---	6-4	7-3	12-6	5-5	53-29
2015-16	14-4	8-8	---	8-2	8-2	13-5	6-4	57-25
2016-17	16-2	8-8	---	6-4	6-4	11-7	4-6	51-31
2017-18	11-6	11-5	---	5-5	5-5	13-5	5-5	50-32
2018-19	6-12	4-12	---	0-10	2-8	5-13	2-8	19-63
2019-20	2-14	4-10	---	4-4	0-4	6-8	3-6	19-46
50 Years	549-601	515-647	195-275	81-73	312-350	150-131	65-90	1867-2168
Pct.	.477	.443	.415	.526	.471	.534	.419	.463

Cavalier Team Ranking

Year	Offense Points		Defense Points		Point	
	Scored	Rank	Allowed	Rank	Differential	Rank
1970-71	102.1	17	113.3	11	-11.2	17
1971-72	105.8	16	113.4	14	-7.6	15
1972-73	102.7	17	105.3	7	-2.6	12
1973-74	100.3	17	104.6	6	-4.3	15
1974-75	99.0	16	99.4	3	-0.4	10
1975-76	101.7	17	99.2	2	2.5	4
1976-77	102.1	20	101.0	2	1.1	7
1977-78	104.4	19	103.9	4	0.5	9
1978-79	106.5	20	110.2	10	-3.7	18
1979-80	114.1	3	113.8	19	0.3	9
1980-81	105.7	17	110.6	20	-4.9	19
1981-82	103.2	21	111.7	19	-8.5	23
1982-83	97.1	23	104.6	8	-7.4	22
1983-84	102.3	22	106.5	7	-4.3	21
1984-85	108.6	16	111.3	15	-2.8	18
1985-86	107.8	19	110.6	11	-2.8	16
1986-87	104.4	22	108.2	11	-3.8	19
1987-88	104.5	21	103.7	2	0.8	12
1988-89	108.8	12	101.2	3	7.6	2
1989-90	102.6	21	102.9	6	-0.3	17
1990-91	101.7	22	104.2	11	-2.5	17
1991-92	108.9	7	103.4	10	5.5	5
1992-93	107.7	8	101.3	4	6.5	3
1993-94	101.2	12	97.1	7	4	8
1994-95	90.5	27	89.8	1	0.6	14
1995-96	91.1	28	88.5	1	2.6	8
1996-97	87.5	29	85.6	1	1.8	12
1997-98	92.5	24	89.8	4	2.7	10
1998-99	86.4	26	88.2	9	-1.7	20
1999-00	97.0	18	100.5	22	-3.5	24
2000-01	92.2	22	96.5	17	-4.2	23
2001-02	95.3	16	98.6	26	-3.3	22
2002-03	91.4	25	101.0	28	-9.6	29
2003-04	92.9	14	95.5	17	-2.6	22
2004-05	96.5	17	95.7	11	0.8	14
2005-06	97.6	15	95.4	10	2.2	8
2006-07	96.8	19	92.9	5	3.8	6
2007-08	96.4	24	96.7	9	-0.4	16
2008-09	100.3	13	91.4	1	8.9	1
2009-10	102.1	t-9	95.6	6	6.5	2
2010-11	95.5	25	104.5	23	-9	30
2011-12	93.0	25	100.2	26	-7.2	29
2012-13	96.5	19	101.2	25	-4.7	26
2013-14	98.2	22	101.5	16	-3.3	23
2014-15	103.1	8	98.7	13	4.5	5
2015-16	104.3	8	98.3	4	+6.0	4
2016-17	110.3	4	107.2	20	+3.1	7
2017-18	110.9	5	109.9	26	+1.0	14
2018-19	104.5	29	114.1	24	-9.6	30
2019-20	106.9	25	114.8	23	-7.9	28

All-Time Best Cavaliers Season Performances

TEAM

Points	9,360	1979-80 (Avg. 114.1/game)
Field Goals Attempted	8,074	1971-72 (Avg. 98.5/game)
Field Goals Made	3,811	1979-80 (Avg. 46.5/game)
Field Goal Percentage	50.2	1988-89
Free Throws Attempted	2,554	1986-87 (Avg. 31.1/game)
Free Throws Made	1,867	1984-85 (Avg. 22.8/game)
Free Throw Percentage	80.5	1991-92
Three-Point Field Goals Attempted	2,779	2016-17 (Avg. 33.9/game)
Three-Point Field Goals Made	1,067	2016-17 (Avg. 13.0/game)
Three-Point Field Goal Percentage	40.7	1989-90
Offensive Rebounds	1,312	1976-77 (Avg. 16.0/game)
Defensive Rebounds	2,821	2016-17 (Avg. 34.4/game)
Total Rebounds	4,098	1971-72 (Avg. 50.0/game)
Assists	2,349	1992-93 (Avg. 28.6/game)
Steals814	1997-98 (Avg. 9.93/game)
Blocked Shots621	1991-92 (Avg. 7.57/game)
Personal Fouls	2,267	1985-86 (Avg. 27.6/game)
Disqualifications56	1982-83
Turnovers	1,590	1986-87 (Avg. 19.4/game)
Fewest Turnovers per game	12.7	2008-09
Scoring Average	114.1	1979-80
Opponents Scoring Average	85.6	1996-97

INDIVIDUAL

Points	2,478	LeBron James, 2005-06
Minutes Played	3,388	LeBron James, 2004-05
Field Goals Attempted	1,823	LeBron James, 2005-06
Field Goals Made875	LeBron James, 2005-06
Field Goal Percentage	60.0	Tyrone Hill, 1996-97
Free Throws Attempted814	LeBron James, 2005-06
Free Throws Made601	LeBron James, 2005-06
Free Throw Percentage	94.8	Mark Price, 1992-93
Three-Point Field Goals Attempted510	J.R. Smith, 2015-16
Three-Point Field Goals Made204	J.R. Smith, 2015-16
Three-Point Field Goal Percentage	50.7	Steve Kerr, 1989-90
Offensive Rebounds306	Tristan Thompson, 2012-13
Defensive Rebounds666	Cliff Robinson, 1982-83
Total Rebounds891	Jim Brewer, 1975-76
Assists882	Andre Miller, 2001-02
Steals209	Ron Harper, 1986-87
Blocked Shots243	Larry Nance, 1991-92
Personal Fouls371	Shawn Kemp, 1999-00
Disqualifications17	James Edwards, 1981-82
Turnovers347	LeBron James, 2017-18
Scoring Average	31.4	LeBron James, 2005-06

All-Time Cavaliers Team Statistics

Year	GP	MIN	TOTAL			3-POINT			FTM	FTA	PCT
			FGM	FGA	PCT	GM	GA	PCT			
1970-71	82	19680	3299	7778	.424	—	—	—	1775	2380	.746
1971-72	82	19755	3458	8074	.428	—	—	—	1758	2390	.736
1972-73	82	19830	3431	7884	.435	—	—	—	1556	2084	.747
1973-74	82	19755	3420	7782	.439	—	—	—	1381	1788	.772
1974-75	82	19880	3408	7371	.462	—	—	—	1301	1753	.742
1975-76	82	19805	3497	7709	.454	—	—	—	1346	1827	.737
1976-77	82	19780	3451	7688	.449	—	—	—	1468	1993	.737
1977-78	82	19880	3496	7707	.454	—	—	—	1569	2116	.741
1978-79	82	19680	3556	7602	.468	—	—	—	1620	2103	.770
1979-80	82	19930	3811	8041	.474	36	187	.193	1702	2205	.772
1980-81	82	19780	3556	7609	.467	72	249	.289	1486	1909	.778
1981-82	82	19805	3405	7334	.464	25	137	.182	1628	2179	.747
1982-83	82	19755	3252	6995	.465	30	120	.250	1430	1984	.721
1983-84	82	19855	3362	7232	.465	43	164	.262	1619	2178	.743
1984-85	82	19780	3470	7364	.471	96	335	.287	1867	2491	.749
1985-86	82	19780	3478	7239	.480	132	391	.338	1748	2325	.752
1986-87	82	19755	3349	7122	.470	81	338	.240	1779	2554	.697
1987-88	82	19780	3313	6755	.490	127	336	.378	1813	2438	.744
1988-89	82	19755	3466	6904	.502	170	474	.359	1821	2438	.747
1989-90	82	19880	3214	6977	.461	346	851	.407	1637	2201	.744
1990-91	82	19830	3259	6857	.475	160	479	.334	1665	2176	.765
1991-92	82	19805	3427	7025	.488	253	708	.357	1819	2259	.805
1992-93	82	19830	3425	6887	.497	283	742	.381	1699	2119	.802
1993-94	82	19855	3133	6731	.465	294	813	.362	1736	2254	.770
1994-95	82	19930	2756	6255	.441	398	1033	.385	1507	1982	.760
1995-96	82	19830	2761	5998	.460	596	1582	.377	1355	1775	.763
1996-97	82	19855	2704	5972	.453	483	1284	.376	1282	1773	.723
1997-98	82	19830	2817	6207	.454	298	801	.372	1653	2187	.756
1998-99	50	12050	1562	3561	.439	182	534	.341	1016	1356	.749
1999-00	82	19855	2977	6734	.442	343	919	.373	1653	2205	.750
2000-01	82	19830	2890	6532	.442	220	659	.334	1561	2040	.765
2001-02	82	19855	2948	6582	.448	387	1026	.377	1529	1980	.772
2002-03	82	19830	2850	6746	.422	293	896	.327	1502	2012	.747
2003-04	82	19855	2922	6753	.433	247	786	.314	1528	2030	.753
2004-05	82	19855	2990	6687	.447	300	904	.332	1634	2174	.752
2005-06	82	19830	2908	6412	.454	497	1465	.339	1689	2318	.729
2006-07	82	19880	2978	66582	.447	494	1404	.352	1484	2134	.695
2007-08	82	19855	2937	6697	.439	552	1544	.358	1477	2061	.717
2008-09	82	19780	3022	6454	.468	656	1670	.393	1523	2012	.757
2009-10	82	19780	3101	6391	.485	602	1582	.381	1569	2180	.720
2010-11	82	19755	2886	6647	.434	509	1489	.342	1546	2075	.745
2011-12	66	15965	2261	5360	.422	440	1273	.346	1178	1645	.716
2012-13	82	19730	2993	6901	.434	547	1581	.346	1380	1826	.756
2013-14	82	19930	3036	6955	.437	584	1640	.356	1398	1861	.751
2014-15	82	19780	3089	6739	.458	826	2253	.367	1453	1934	.751
2015-16	82	19855	3171	6888	.460	880	2428	.362	1333	1783	.748
2016-17	82	19880	3275	6963	.470	1067	2779	.384	1431	1913	.748
2017-18	82	19730	3311	6950	.476	981	2636	.372	1488	1909	.779
2018-19	82	19755	3189	7184	.444	847	2388	.355	1342	1694	.792
2019-20	65	15725	2619	5715	.458	727	2070	.351	983	1296	.758
50 Years	4035	975025	156889	343608	.457	16104	44950	.358	76717	102299	.750

All-Time Cavaliers Team Statistics

Year	REBOUNDS			AVG	AST	PF	DQ	STL	BLK	PTS	AVG	HG
	OFF	DEF	TOT									
1970-71	—	—	3982	48.6	2065	2114	37	—	—	8373	102.1	125
1971-72	—	—	4098	50.0	2060	1936	23	—	—	8674	105.8	133
1972-73	—	—	4063	49.5	2106	1941	21	—	—	8418	102.7	136
1973-74	1275	2492	3767	45.9	2048	1925	22	598	293	8221	100.3	125
1974-75	1058	2502	3560	43.4	1903	1881	16	600	348	8117	99.0	129
1975-76	1192	2588	3780	46.1	1844	1871	10	638	397	8340	101.7	132
1976-77	1312	2563	3875	47.3	1845	1951	24	579	472	8370	102.1	130
1977-78	1187	2676	3863	47.1	1740	1832	15	692	455	8561	104.4	136
1978-79	1229	2256	3485	42.5	1796	2027	21	680	334	8732	106.5	127
1979-80	1307	2381	3688	45.0	2108	1934	18	764	342	9360	114.1	154
1980-81	1258	2243	3501	42.7	2007	1995	31	632	322	8670	105.7	132
1981-82	1190	2170	3360	41.0	1871	2193	35	634	356	8463	103.2	127
1982-83	1173	2414	3587	43.7	1738	2236	56	617	290	7964	97.1	132
1983-84	1213	2388	3601	43.9	1930	2206	38	630	375	8386	102.3	137
1984-85	1203	2445	3648	44.5	2096	2173	41	622	472	8903	108.6	135
1985-86	1086	2455	3541	43.2	2064	2267	37	627	436	8836	107.8	135
1986-87	1257	2420	3677	44.8	1912	1853	20	672	559	8558	104.4	129
1987-88	1015	2289	3304	40.3	2070	1836	20	733	526	8566	104.5	128
1988-89	1033	2475	3508	42.8	2260	1592	5	791	586	8923	108.8	142
1989-90	1128	2380	3508	42.8	2106	1666	16	645	512	8411	102.6	131
1990-91	1011	2329	3340	40.7	2240	1672	12	643	450	8343	101.7	125
1991-92	1041	2450	3491	42.6	2260	1556	8	616	621	8926	108.9	148
1992-93	929	2496	3425	41.8	2349	1580	10	615	536	8832	107.7	132
1993-94	1090	2353	3443	42.0	2049	1701	15	705	426	8296	101.2	127
1994-95	1045	2237	3282	40.0	1672	1694	11	630	349	7417	90.5	123
1995-96	867	2055	2922	35.6	1818	1685	14	674	340	7473	91.1	124
1996-97	909	2159	3068	37.4	1714	1882	16	655	315	7173	87.5	125
1997-98	955	2331	3286	40.1	1894	1939	29	814	419	7585	92.5	122
1998-99	472	1316	1788	35.8	1093	1208	13	452	203	4322	86.4	116
1999-00	1010	2499	3509	42.8	1941	2219	34	715	363	7950	97.0	127
2000-01	1015	2440	3455	42.1	1708	1904	6	642	436	7561	92.2	124
2001-02	968	2483	3451	42.1	1891	1752	24	572	470	7812	95.3	123
2002-03	1118	2542	3660	44.6	1712	1864	23	636	521	7495	91.4	133
2003-04	1118	2619	3737	45.6	1808	1743	8	585	537	7619	92.9	115
2004-05	1117	2352	3469	42.3	1851	1850	14	654	461	7914	96.5	114
2005-06	959	2511	3470	42.3	1560	1733	16	567	392	8002	97.6	124
2006-07	1039	2529	3568	43.5	1708	1781	13	625	353	7934	96.8	124
2007-08	1092	2563	3655	44.6	1640	1712	12	579	427	7903	96.4	132
2008-09	886	2574	3460	42.2	1663	1663	10	593	435	8223	100.3	126
2009-10	791	2692	3483	42.5	1835	1591	6	564	425	8373	102.1	126
2010-11	856	2449	3305	40.3	1720	1648	8	544	341	7827	95.5	126
2011-12	841	1949	2790	42.3	1308	1317	6	466	262	6140	93.0	118
2012-13	1004	2359	3363	41.0	1694	1737	13	647	334	7913	96.5	122
2013-14	989	2629	3618	44.1	1738	1640	6	579	304	8054	98.2	127
2014-15	910	2613	3523	43.0	1814	1510	4	603	340	8457	103.1	129
2015-16	873	2777	3650	44.5	1861	1666	4	551	317	8555	104.3	125
2016-17	766	2821	3587	43.7	1858	1486	8	539	327	9048	110.3	140
2017-18	694	2761	3455	42.1	1916	1523	1	582	312	9091	110.9	140
2018-19	879	2619	3498	42.7	1698	1642	11	534	195	8567	104.5	139
2019-20	704	2172	2876	44.2	1500	1188	1	447	211	6948	106.9	134
50 Years	48064	113816	174023	43.1	93082	89515	862	29182	18497	406599	100.8	154

All-Time Opponents Team Statistics

Year	GP	MIN	TOTAL FGM	3-POINT FGA	PCT	GM	GA	PCT	FTM	FTA	PCT
1970-71	82	19680	3476	7480	.465	—	—	—	2337	3024	.773
1971-72	82	19755	3653	7537	.485	—	—	—	1994	2611	.764
1972-73	82	19830	3465	7673	.452	—	—	—	1707	2230	.765
1973-74	82	19755	3440	7342	.469	—	—	—	1696	2163	.784
1974-75	82	19880	3263	7243	.451	—	—	—	1621	2102	.771
1975-76	82	19805	3262	7188	.454	—	—	—	1610	2152	.748
1976-77	82	19780	3265	7268	.449	—	—	—	1748	2325	.752
1977-78	82	19880	3474	7620	.456	—	—	—	1574	2113	.745
1978-79	82	19680	3600	7150	.503	—	—	—	1837	2436	.754
1979-80	82	19930	3811	7610	.501	65	223	.291	1645	2150	.765
1980-81	82	19780	3608	7174	.503	52	168	.310	1800	2395	.752
1981-82	82	19805	3608	7044	.512	39	131	.298	1906	2529	.754
1982-83	82	19755	3381	6911	.489	32	146	.219	1780	2396	.743
1983-84	82	19855	3373	6930	.487	50	190	.263	1939	2541	.763
1984-85	82	19780	3547	7415	.478	70	253	.277	1965	2554	.769
1985-86	82	19780	3435	7239	.475	86	297	.290	2115	2758	.767
1986-87	82	19755	3556	7441	.478	95	342	.278	1664	2209	.753
1987-88	82	19780	3383	7101	.476	127	400	.318	1611	2044	.788
1988-89	82	19755	3385	7346	.461	172	508	.339	1358	1748	.777
1989-90	82	19880	3418	7135	.479	156	500	.312	1444	1898	.761
1990-91	82	19830	3459	7117	.486	163	505	.323	1464	1916	.764
1991-92	82	19805	3496	7435	.470	193	581	.332	1294	1683	.769
1992-93	82	19830	3370	7229	.466	229	695	.329	1334	1742	.766
1993-94	82	19855	3131	6741	.464	258	729	.354	1446	1967	.735
1994-95	82	19930	2803	6083	.461	396	1108	.357	1364	1801	.757
1995-96	82	19830	2674	5787	.462	513	1322	.388	1400	1844	.759
1996-97	82	19855	2488	5638	.441	459	1230	.373	1587	2138	.742
1997-98	82	19830	2689	6214	.433	341	992	.344	1642	2175	.755
1998-99	50	12050	1597	3664	.436	236	675	.350	978	1316	.743
1999-00	82	19855	2983	6736	.443	420	1229	.342	1851	2385	.776
2000-01	82	19830	2927	6582	.445	422	1155	.365	1633	2125	.768
2001-02	82	19855	3053	6678	.457	473	1200	.394	1506	2014	.748
2002-03	82	19830	3072	6786	.453	428	1197	.358	1712	2219	.772
2003-04	82	19855	2956	6759	.437	431	1162	.371	1491	1990	.749
2004-05	82	19855	2913	6444	.452	422	1122	.376	1601	2135	.750
2005-06	82	19830	2949	6481	.455	459	1291	.356	1462	1970	.742
2006-07	82	19880	2838	6337	.448	405	1231	.329	1539	2096	.734
2007-08	82	19855	2939	6462	.455	506	1419	.357	1548	2070	.748
2008-09	82	19780	2775	6444	.431	482	1447	.333	1459	1895	.770
2009-10	82	19780	2935	6633	.442	524	1511	.347	1444	1907	.757
2010-11	82	19755	3232	6804	.475	664	1614	.411	1438	1894	.759
2011-12	66	15965	2536	5431	.467	448	1236	.362	1095	1464	.748
2012-13	82	19730	3109	6527	.476	610	1639	.372	1469	1987	.739
2013-14	82	19930	3097	6847	.452	765	2083	.367	1365	1803	.757
2014-15	82	19780	3121	6850	.456	634	1848	.343	1214	1629	.745
2015-16	82	19855	3019	6736	.448	647	1862	.347	1378	1855	.743
2016-17	82	19880	3333	7284	.458	850	2353	.361	1271	1644	.773
2017-18	82	19730	3429	7238	.474	956	2596	.368	1200	1588	.756
2018-19	82	19755	3539	7148	.495	984	2590	.380	1293	1680	.770
2019-20	65	15725	2851	5811	.491	804	2143	.375	955	1245	.767
50 Years	4035	975025	158716	340773	.466	16066	44923	.358	77784	102555	.758

All-Time Opponents Team Statistics

Year	OFF	REBOUNDS		AVG	AST	PF	DQ	STL	BLK	PTS	AVG	HG
		DEF	TOT									
1970-71	—	—	4175	50.9	2307	1899	15	—	—	9289	113.3	141
1971-72	—	—	4034	49.2	2322	1937	24	—	—	9300	113.4	148
1972-73	—	—	4115	50.2	2311	1932	25	—	—	8637	105.3	132
1973-74	1137	2802	3939	48.0	2120	1853	27	630	343	8576	104.6	130
1974-75	1235	2694	3929	47.9	1746	1932	26	711	277	8147	99.4	131
1975-76	1134	2792	3926	47.9	1728	1860	17	610	325	8134	99.2	125
1976-77	1202	2711	3913	47.7	1736	1908	23	660	389	8278	101.0	133
1977-78	1214	2779	3993	48.7	1915	1952	16	690	446	8522	103.9	129
1978-79	1123	2587	3710	45.2	2062	2001	21	658	503	9037	110.2	139
1979-80	1230	2638	3868	47.2	2211	2030	30	708	490	9332	113.8	153
1980-81	1158	2499	3657	44.6	2166	1956	21	681	454	9068	110.6	140
1981-82	1125	2529	3654	44.6	2168	2071	17	655	480	9161	111.7	147
1982-83	974	2383	3357	40.9	2005	1830	14	621	431	8574	104.6	132
1983-84	983	2405	3388	41.3	2141	1906	21	579	395	8735	106.5	142
1984-85	1210	2451	3661	44.6	2215	2101	23	612	429	9129	111.3	144
1985-86	1131	2494	3625	44.2	2122	1945	23	711	364	9071	110.6	138
1986-87	1254	2396	3650	44.5	2056	2076	23	810	479	8871	108.2	134
1987-88	1159	2255	3414	41.6	1989	2021	26	692	449	8504	103.7	128
1988-89	1214	2283	3497	42.6	2043	1970	19	685	363	8300	101.2	127
1989-90	1134	2451	3585	43.7	2137	1893	19	680	379	8436	102.9	145
1990-91	1097	2398	3495	42.6	2150	1895	20	710	394	8545	104.2	128
1991-92	1236	2376	3612	44.0	2156	1874	9	649	417	8479	103.4	134
1992-93	1115	2379	3494	42.6	2109	1828	19	610	365	8303	101.3	122
1993-94	1059	2335	3394	41.4	2006	1797	12	628	461	7966	97.1	119
1994-95	851	2246	3097	37.8	1812	1770	14	556	433	7366	89.8	116
1995-96	874	2167	3041	37.1	1818	1667	9	504	336	7261	88.5	121
1996-97	845	2186	3031	37.0	1647	1748	16	549	350	7022	85.6	118
1997-98	948	2229	3177	38.7	1790	1904	21	707	455	7361	89.8	109
1998-99	591	1405	1996	39.9	1056	1198	14	392	282	4408	88.2	113
1999-00	1013	2586	3599	43.9	1942	2085	26	659	500	8237	100.5	136
2000-01	990	2400	3390	41.3	1880	1810	12	694	542	7909	96.5	120
2001-02	928	2382	3310	40.4	1989	1638	13	602	459	8085	98.6	128
2002-03	932	2491	3423	41.7	1972	1709	7	802	494	8284	101.0	140
2003-04	971	2475	3446	42.0	1783	1656	8	635	434	7834	95.5	126
2004-05	938	2324	3262	39.8	1737	1770	12	549	419	7849	95.7	128
2005-06	807	2421	3228	39.4	1666	1842	19	540	357	7819	95.4	120
2006-07	807	2461	3268	39.9	1649	1804	14	540	349	7620	92.9	118
2007-08	814	2500	3314	40.4	1721	1666	13	559	388	7932	96.7	124
2008-09	878	2310	3188	38.9	1568	1664	16	519	338	7491	91.4	123
2009-10	794	2366	3160	38.5	1661	1708	10	542	325	7838	95.6	118
2010-11	894	2676	3570	43.5	1984	1747	7	619	489	8566	104.5	129
2011-12	752	2073	2825	42.8	1527	1381	9	524	409	6615	100.2	125
2012-13	889	2563	3452	42.1	1963	1615	7	624	560	8297	101.2	124
2013-14	841	2648	3489	42.5	2037	1599	10	587	461	8324	101.5	127
2014-15	885	2487	3372	41.1	1974	1685	9	642	368	8090	98.7	127
2015-16	760	2604	3364	41.0	1756	1690	13	590	362	8063	98.3	132
2016-17	902	2724	3626	44.2	2024	1690	5	598	349	8787	107.2	135
2017-18	812	2766	3578	43.6	2122	1696	5	613	340	9014	109.9	148
2018-19	782	2835	3617	44.1	2107	1592	8	568	459	9355	114.1	148
2019-20	633	2154	2787	42.9	1699	1277	2	613	412	7461	114.8	143
50 Years	46255	115116	173695	43.0	96805	90078	789	29317	19303	411282	101.9	153

Cavaliers All-Time Leaders

GAMES PLAYED

1. LeBron James	849
2. Zydrunas Ilgauskas	771
3. Danny Ferry	723
4. Bingo Smith	720
5. John Williams	661
6. Austin Carr	635
7. Tristan Thompson	619
8. Anderson Varejao	591
9. Mark Price	582
10. Brad Daugherty	548

POINTS SCORED

1. LeBron James	23,119
2. Zydrunas Ilgauskas	10,616
3. Brad Daugherty	10,389
4. Austin Carr	10,265
5. Mark Price	9,543
6. Bingo Smith	9,513
7. John Williams	8,504
8. Kyrie Irving	8,232
9. Larry Nance	7,257
10. Campy Russell	6,588

SCORING AVERAGE (Min. 120 games)

1. LeBron James	27.2
2. World B. Free	23.0
3. Kyrie Irving	21.6
4. Ron Harper	19.4
5. Mike Mitchell	19.3
6. Brad Daugherty	19.0
7. Collin Sexton	18.5
8. Shawn Kemp	18.5
9. Lenny Wilkens	18.5
10. Cliff Robinson	17.7

FIELD GOALS MADE

1. LeBron James	8,369
2. Austin Carr	4,272
3. Bingo Smith	4,182
4. Zydrunas Ilgauskas	4,045
5. Brad Daugherty	3,823
6. Mark Price	3,429
7. John Williams	3,198
8. Kyrie Irving	3,009
9. Larry Nance	2,945
10. Campy Russell	2,480

FIELD GOALS ATTEMPTED

1. LeBron James	17,022
2. Austin Carr	9,480
3. Bingo Smith	9,256
4. Zydrunas Ilgauskas	8,523
5. Brad Daugherty	7,189
6. Mark Price	7,165
7. John Williams	6,633
8. Kyrie Irving	6,588
9. Larry Nance	5,559
10. Campy Russell	5,444

FIELD GOAL % (Min 600 FGM)

1. Mark West	.553
2. Brad Daugherty	.532
3. Larry Nance	.530
4. Carlos Boozer	.528
5. Tyrone Hill	.521
6. Tristan Thompson	.518
7. Melvin Turpin	.516
8. Roy Hinson	.516
9. Anderson Varejao	.512
10. James Edwards	.508

FREE THROWS MADE

1. LeBron James	5,130
2. Brad Daugherty	2,741
3. Zydrunas Ilgauskas	2,495
4. John Williams	2,106
5. Mark Price	1,883
6. Austin Carr	1,719
7. Campy Russell	1,627
8. Kyrie Irving	1,491
9. World B. Free	1,406
10. Larry Nance	1,364

FREE THROWS ATTEMPTED

1. LeBron James	6,998
2. Brad Daugherty	3,670
3. Zydrunas Ilgauskas	3,197
4. John Williams	2,884
5. Austin Carr	2,127
6. Campy Russell	2,113
7. Mark Price	2,078
8. Tristan Thompson	1,871
9. Phil Hubbard	1,858
10. World B. Free	1,835

FREE THROW % (Minimum 150 Made)

1. Mark Price	.906
2. Mo Williams	.891
3. Kyrie Irving	.873
4. Terrell Brandon	.868
5. Jeff Green	.868
6. C.J. Miles	.863
7. Derek Anderson	.860
8. James Silas	.860
9. Terry Furlow	.853
10. Steve Kerr	.852

3-PT. FIELD GOALS MADE (Commencing w/79-80)

1. LeBron James	1,251
2. Mark Price	802
3. Kevin Love	783
4. Kyrie Irving	723
5. J.R. Smith	585
6. Daniel Gibson	578
7. Wesley Person	550
8. Danny Ferry	543
9. Mo Williams	414
10. Craig Ehlo	381

3-PT. FIELD GOALS ATTEMPTED (Commencing w/79-80)

1. LeBron James	3,713
2. Kevin Love	2,087
3. Mark Price	1,960
4. Kyrie Irving	1,887
5. J.R. Smith	1,537
6. Daniel Gibson	1,419
7. Danny Ferry	1,409
8. Wesley Person	1,303
9. Mo Williams	1,029
10. Craig Ehlo	1,001

3-PT. FIELD GOAL % (Min. 50 3-Pt. FGM) (Commencing w/79-80)

1. Steve Kerr	.472
2. Kyle Korver	.454
3. Wesley Person	.422
4. Mark Price	.409
5. Daniel Gibson	.407
6. Mo Williams	.402
7. Wally Szczerbiak	.400
8. Bobby Phillips	.399
9. Trajan Langdon	.396
10. Lamond Murray	.393

Cavaliers All-Time Leaders (Continued)

OFFENSIVE REBOUNDS (Commencing w/73-74)

1. Zydrunas Ilgauskas	2,336
2. Tristan Thompson	2,115
3. John Williams	1,620
4. Anderson Varejao	1,479
5. Jim Brewer	1,292
6. Brad Daugherty	1,207
7. Larry Nance	1,067
8. Phil Hubbard	1,051
9. Jim Chones	1,040
10. LeBron James	1,034

DEFENSIVE REBOUNDS (Commencing w/73-74)

1. LeBron James	5,156
2. Brad Daugherty	4,020
3. Zydrunas Ilgauskas	3,568
4. Tristan Thompson	3,278
5. John Williams	3,049
6. Anderson Varejao	2,955
7. Kevin Love	2,864
8. Jim Chones	2,750
9. Larry Nance	2,494
10. Jim Brewer	2,259

TOTAL REBOUNDS

1. LeBron James	6,190
2. Zydrunas Ilgauskas	5,904
3. Tristan Thompson	5,393
4. Brad Daugherty	5,227
5. John Williams	4,669
6. Anderson Varejao	4,434
7. Jim Chones	3,790
8. Larry Nance	3,561
9. Jim Brewer	3,551
10. Kevin Love	3,491

ASSISTS

1. LeBron James	6,228
2. Mark Price	4,206
3. John Bagley	2,311
4. Terrell Brandon	2,235
5. Kyrie Irving	2,115
Foots Walker	2,115
7. Brad Daugherty	2,028
8. Andre Miller	2,015
9. Austin Carr	1,820
10. Craig Ehlo	1,803

PERSONAL FOULS

1. Zydrunas Ilgauskas	2,591
2. Bingo Smith	1,752
3. John Williams	1,720
4. Danny Ferry	1,670
5. LeBron James	1,617
6. Anderson Varejao	1,579
7. Brad Daugherty	1,466
8. Tristan Thompson	1,438
9. Phil Hubbard	1,378
10. Austin Carr	1,341

DISQUALIFICATIONS

1. Zydrunas Ilgauskas	37
2. Phil Hubbard	33
3. Roy Hinson	31
4. Shawn Kemp	30
5. Tyrone Hill	25
6. James Edwards	20
Mark West	20
8. Jim Chones	18
Bingo Smith	18
10. Bill Laimbeer	17

STEALS (Commencing w/73-74)

1. LeBron James	1,376
2. Mark Price	734
3. Foots Walker	722
4. Craig Ehlo	661
5. Terrell Brandon	621
6. John Williams	587
7. Ron Harper	530
8. Anderson Varejao	529
9. Kyrie Irving	504
10. John Bagley	474

BLOCKED SHOTS (Commencing w/73-74)

1. Zydrunas Ilgauskas	1,269
2. John Williams	1,200
3. Larry Nance	1,087
4. LeBron James	695
5. Jim Chones	450
6. Tristan Thompson	447
7. Roy Hinson	430
Brad Daugherty	397
Anderson Varejao	397
10. Jim Brewer	353

MINUTES PLAYED

1. LeBron James	33,130
2. Zydrunas Ilgauskas	21,820
3. John Williams	20,802
4. Brad Daugherty	20,029
5. Bingo Smith	19,221
6. Austin Carr	19,003
7. Mark Price	18,127
8. Tristan Thompson	17,373
9. Danny Ferry	15,045
10. Larry Nance	14,996

TURNOVERS (Commencing w/77-78)

1. LeBron James	2,973
2. Brad Daugherty	1,511
3. Mark Price	1,457
Zydrunas Ilgauskas	1,457
5. John Williams	1,038
6. Kyrie Irving	1,031
7. John Bagley	897
8. Phil Hubbard	862
9. Craig Ehlo	833
10. Terrell Brandon	818

Cavaliers Year-by-Year Leaders

Season	Games	Minutes	FGM	FGA	FG%
1970-71	Warren, Wesley (82)	Warren (2610)	Wesley (565)	Wesley (1241)	Wesley (.455)
1971-72	3 tied with 82	Johnson (3041)	Johnson (557)	Johnson (1286)	Beard (.464)
1972-73	A. Carr, Johnson (82)	A. Carr (3097)	A. Carr (702)	A. Carr (1575)	Wilkins (.449)
1973-74	Brewer, B. Smith (82)	A. Carr (3100)	A. Carr (748)	A. Carr (1682)	Wilkins (.465)
1974-75	3 tied with 82	Clemons (2691)	B. Smith (585)	B. Smith (1212)	Snyder (.504)
1975-76	5 tied with 82	Brewer (2913)	Chones (563)	Chones (1258)	Snyder (.501)
1976-77	3 tied with 82	Brewer (2672)	A. Carr (558)	A. Carr (1221)	Chones (.463)
1977-78	3 tied with 82	Chones (2906)	Chones (525)	Russell (1168)	E. Smith (.497)
1978-79	A. Carr, Chones (82)	Russell (2859)	Russell (603)	Russell (1268)	Mitchell (.513)
1979-80	3 tied with 82	Mitchell (2802)	Mitchell (775)	Mitchell (1482)	Mitchell (.523)
1980-81	3 tied with 82	Mitchell (3194)	Mitchell (853)	Mitchell (1741)	K. Carr (.511)
1981-82	Huston (78)	Edwards (2539)	Edwards (528)	Edwards (1033)	Edwards (.511)
1982-83	Hubbard (82)	Huston (2716)	Robinson (587)	Robinson (1230)	Hubbard (.482)
1983-84	Thompson (82)	Robinson (2402)	Free (626)	Free (1407)	Hubbard (.511)
1984-85	Bagley (81)	Bagley (2401)	Free (609)	Free (1328)	Turpin (.511)
1985-86	Hinson (82)	Hinson (2834)	Free (652)	Free (1433)	Turpin (.544)
1986-87	Harper (82)	Harper (3064)	Harper (734)	Harper (1614)	West (.543)
1987-88	Price (80)	Daugherty (2957)	Daugherty (551)	Daugherty (1081)	Daugherty (.510)
1988-89	4 tied with 82	Harper (2851)	Harper (587)	Harper (1149)	Nance (.539)
1989-90	Williams (82)	Ehlo (2894)	Williams (528)	Williams (1070)	Nance (.511)
1990-91	Ehlo (82)	Daugherty (2946)	Nance (635)	Nance (1211)	Nance (.524)
1991-92	Brandon (82)	Nance (2880)	Daugherty (576)	Daugherty (1010)	Daugherty (.570)
1992-93	Brandon, Ehlo (82)	Nance (2753)	Nance (533)	Price (986)	Daugherty (.571)
1993-94	Wilkins (82)	Wilkins (2768)	Price (480)	Price (1005)	Hill (.543)
1994-95	Cage, Ferry (82)	Mills (2814)	Williams (366)	Mills (855)	Hill (.504)
1995-96	Cage, Ferry, Majerle (82)	Mills (3060)	Brandon (510)	Brandon (1096)	Cage (.556)
1996-97	Ferry, Sura (82)	Mills (3167)	Brandon (575)	Brandon (1313)	Hill (.600)
1997-98	3 tied with 82	Person (3198)	Kemp (518)	Kemp (1164)	Ilgauskas (.518)
1998-99	4 tied with 82	Henderson (1517)	Kemp (277)	Kemp (575)	Kemp (.482)
1999-00	DeClercq, Kemp, Miller (82)	Kemp (2492)	Kemp (484)	Kemp (1160)	DeClercq (.508)
2000-01	Miller, Weatherspoon (82)	Miller (2848)	Miller (452)	Miller (999)	Weatherspoon (.501)
2001-02	R. Davis (82)	Miller (3023)	Miller (474)	Miller (1045)	Person (.495)
2002-03	Boozer, Ilgauskas (81)	R. Davis (3131)	R. Davis (602)	R. Davis (1470)	Boozer (.536)
2003-04	Ollie (82)	James (3122)	James (622)	James (1492)	Boozer (.523)
2004-05	Gooden (82)	James (3388)	James (795)	James (1684)	Varejao (.513)
2005-06	Jones, Snow (82)	James (3361)	James (875)	James (1823)	Gooden (.512)
2006-07	Snow (82)	James (3190)	James (772)	James (1621)	Ilgauskas (.485)
2007-08	D. Brown (78)	James (3027)	James (794)	James (1642)	James (.484)
2008-09	3 tied with 82	James (3054)	James (789)	James (1613)	Varejao (.536)
2009-10	Hickson, Parker (81)	James (2966)	James (768)	James (1528)	Varejao (.572)
2010-11	Sessions (81)	Hickson (2256)	Hickson (429)	Hickson (936)	Hollins (.598)
2011-12	Casspi, Jamison (65)	Jamison (2149)	Jamison (421)	Jamison (1044)	Erden (.527)
2012-13	Gee, Thompson (82)	Thompson (2564)	Irving (484)	Irving (1070)	Livingston (.507)
2013-14	Thompson (82)	Thompson (2594)	Irving (532)	Irving (1237)	Zeller (.538)
2014-15	Thompson (82)	Irving (2730)	James (624)	James (1279)	Mozgov (.590)
2015-16	Thompson (82)	James (2709)	James (737)	James (1416)	Thompson (.588)
2016-17	Jefferson (79)	James (2795)	James (736)	James (1420)	Thompson (.600)
2017-18	James (82)	James (3026)	James (857)	James (1580)	Thompson (.562)
2018-19	Sexton (82)	Sexton (2605)	Clarkson (529)	Sexton (1206)	Zizic (.553)
2019-20	Osman, Sexton (65)	Sexton (2143)	Sexton (513)	Sexton (1086)	Zizic (.569)

Cavaliers Year-by-Year Leaders (Continued)

Season	3 PT. FGM	3 PT. FGA	3 PT. FG% (Min. 25 Made)	FTM	FTA	FT% (Min. 100 Made)
1970-71	---	---	---	Wesley (325)	Wesley (473)	Warren (.829)
1971-72	---	---	---	Johnson (277)	Roberson (366)	C. Davis (.840)
1972-73	---	---	---	Wilkins (394)	Wilkins (476)	Wilkins (.828)
1973-74	---	---	---	Wilkins (289)	Wilkins (361)	A. Carr (.856)
1974-75	---	---	---	D. Davis (176)	D. Davis (245)	Snyder (.846)
1975-76	---	---	---	Russell (266)	Russell (344)	Snyder (.824)
1976-77	---	---	---	Russell (288)	Russell (370)	Snyder (.852)
1977-78	---	---	---	Russell (352)	Russell (469)	Frazier (.850)
1978-79	---	---	---	Russell (417)	Russell (523)	A. Carr (.816)
1979-80	W. Smith (17)	W. Smith (71)	---	Robisch (277)	Mitchell (343)	Robisch (.842)
1980-81	Bratz (57)	Bratz (169)	Bratz (.337)	Mitchell (302)	K. Carr (409)	Phegley (.839)
1981-82	Brewer, Wedman (5)	Wedman (23)	---	Edwards (246)	Edwards (339)	Silas (.860)
1982-83	Free (15)	Free (42)	---	Free (324)	Free (434)	Free (.747)
1983-84	Free (22)	Free (69)	---	Free (395)	Free (504)	Bagley (.793)
1984-85	Free (71)	Free (193)	Free (.368)	Hubbard (371)	Hubbard (494)	J. Davis (.850)
1985-86	Free (71)	Free (169)	Free (.420)	Free (379)	Hinson (506)	Turpin (.811)
1986-87	Bagley (31)	Bagley (103)	Bagley (.301)	Harper (386)	Harper (564)	Bagley (.831)
1987-88	Price (72)	Price (148)	Price (.486)	Daugherty (378)	Daugherty (528)	Price (.877)
1988-89	Price (93)	Price (211)	Price (.411)	Daugherty (386)	Daugherty (524)	Price (.901)
1989-90	Price (152)	Price (374)	Kerr (.507)	Williams (325)	Williams (440)	Price (.888)
1990-91	Ehlo (49)	Ehlo (149)	Kerr (.452)	Daugherty (435)	Daugherty (579)	Valentine (.831)
1991-92	Price (101)	Price (261)	Kerr (.432)	Daugherty (414)	Daugherty (533)	Price (.947)
1992-93	Price (122)	Price (293)	Price (.416)	Daugherty (391)	Daugherty (492)	Price (.948)
1993-94	Price (118)	Price (297)	Price (.397)	Daugherty (256)	Daugherty (326)	Price (.888)
1994-95	Price (103)	Price (253)	Price (.407)	Hill (263)	Hill (397)	Price (.914)
1995-96	Majerle (146)	Majerle (414)	Phills (.441)	Brandon (338)	Brandon (381)	Brandon (.887)
1996-97	Ferry (114)	Ferry (284)	Ferry (.401)	Brandon (268)	Hill (381)	Brandon (.902)
1997-98	Person (192)	Person (447)	Person (.430)	Kemp (404)	Kemp (556)	Anderson (.873)
1998-99	Person (75)	Person (200)	Ferry (.392)	Kemp (307)	Kemp (389)	Anderson (.836)
1999-00	Sura (122)	Sura (332)	Ferry (.440)	Kemp (493)	Kemp (635)	Kemp (.776)
2000-01	Murray (61)	Murray (165)	Langdon (.411)	Miller (375)	Miller (450)	Miller (.833)
2001-02	Person (143)	Person (322)	Person (.444)	Miller (365)	Miller (447)	Murray (.817)
2002-03	Jones (111)	Jones (314)	R. Davis (.363)	Ilgauskas (400)	Ilgauskas (512)	Wagner (.800)
2003-04	James (63)	James (217)	Brown (.384)	James (347)	James (460)	Ollie (.835)
2004-05	James (108)	James (308)	Pavlovic (.385)	James (477)	James (636)	McInnis (.813)
2005-06	Jones (140)	Marshall (395)	Jones (.377)	James (601)	James (814)	Ilgauskas (.834)
2006-07	James (99)	James (310)	Gibson (.419)	James (489)	James (701)	Ilgauskas (.807)
2007-08	Gibson (118)	James (359)	Gibson (.440)	James (549)	James (771)	Ilgauskas (.802)
2008-09	M. Williams (183)	M. Williams (420)	M. Williams (.436)	James (594)	James (762)	M. Williams (.912)
2009-10	M. Williams (159)	James (387)	Gibson (.477)	James (593)	James (773)	M. Williams (.894)
2010-11	Gibson (118)	Gibson (293)	Gibson (.403)	Sessions (348)	Sessions (423)	Sessions (.823)
2011-12	Jamison (91)	Jamison (267)	Sessions (.419)	Jamison (185)	Jamison (271)	Irving (.872)
2012-13	Miles (126)	Miles (328)	Irving (.391)	Irving (248)	Thompson (291)	Irving (.855)
2013-14	Irving (123)	Irving (344)	Hawes (.448)	Irving (291)	Thompson (339)	Irving (.861)
2014-15	Irving (157)	Love (392)	Irving (.415)	James (375)	James (528)	Irving (.863)
2015-16	Smith (204)	Smith (510)	Dellavedova (.410)	James (359)	James (491)	Irving (.885)
2016-17	Irving (177)	Irving (441)	Korver (.485)	James (358)	James (531)	Irving (.905)
2017-18	Korver (164)	James (406)	Calderon (.464)	James (388)	James (531)	Love (.880)
2018-19	Clarkson (144)	Clarkson (445)	Korver (.463)	Sexton (214)	Sexton (255)	Hood (.912)
2019-20	Love (146)	(Love (390)	Osman (.383)	Sexton (226)	Sexton (267)	Clarkson (.884)

Cavaliers Year-by-Year Leaders (Continued)

Season	Off. Rebounds	Def. Rebounds	Total Rebounds	Assists	Fouls	DQs
1970-71	---	---	Wesley (713)	Warren (347)	Warren (299)	Warren (13)
1971-72	---	---	Roberson (801)	Beard (456)	Johnson (268)	Roberson (7)
1972-73	---	---	Roberson (693)	Wilkins (628)	D. Davis (297)	D. Davis, Roberson (5)
1973-74	Patterson (223)	D. Davis (470)	D. Davis (644)	Wilkins (522)	D. Davis (291)	D. Davis (6)
1974-75	Brewer (205)	Chones (521)	Chones (677)	Clemons (381)	D. Davis (254)	Chones (5)
1975-76	Brewer (298)	Brewer (593)	Brewer (891)	Clemons (428)	Chones (241)	Russell (5)
1976-77	Brewer (275)	Brewer (487)	Brewer (762)	Clemons (308)	Chones (258)	Five players (3)
1977-78	Chones (219)	Chones (625)	Chones (844)	Walker (453)	E. Smith (241)	Chones, E. Smith (4)
1978-79	Chones (260)	Chones (582)	Chones (842)	Russell (348)	Chones (278)	Mitchell (4)
1979-80	Robisch (225)	Robisch (433)	Robisch (658)	Walker (607)	Mitchell (259)	Lambert, Mitchell (4)
1980-81	Laimbeer (266)	K. Carr (575)	K. Carr (835)	Bratz (452)	Laimbeer (332)	Laimbeer (14)
1981-82	Edwards (189)	Edwards (392)	Edwards (581)	Huston (590)	Edwards (347)	Edwards (17)
1982-83	Hubbard (222)	Robinson (666)	Robinson (856)	Huston (487)	Robinson (272)	Hubbard (11)
1983-84	Hinson (175)	Robinson (597)	Robinson (753)	Huston (413)	Hinson (306)	Hinson (11)
1984-85	Hubbard (214)	Hinson (410)	Hinson (596)	Bagley (697)	Hinson (311)	Hinson (13)
1985-86	Turpin (182)	Hinson (472)	Hinson (639)	Bagley (735)	Hinson (316)	Lee (9)
1986-87	Williams (222)	Daugherty (495)	Daugherty (647)	Harper (394)	Daugherty (248)	Hubbard (6)
1987-88	Williams (159)	Daugherty (514)	Daugherty (665)	Price (480)	Daugherty (235)	Harper, Nance (3)
1988-89	Williams (173)	Daugherty (551)	Daugherty (718)	Price (631)	Sanders (230)	Sanders (2)
1989-90	Williams (220)	Williams (443)	Williams (663)	Price (666)	Ehlo (226)	Nance, Rollins (3)
1990-91	Nance (201)	Daugherty (653)	Daugherty (830)	Ehlo (376)	Ferry (230)	Nance (3)
1991-92	Williams (228)	Daugherty (569)	Daugherty (760)	Price (535)	Nance (200)	Nance, Williams (2)
1992-93	Nance (184)	Daugherty (562)	Daugherty (726)	Price (602)	Nance (223)	Nance (3)
1993-94	Williams (207)	Daugherty (380)	Williams (575)	Price (589)	Mills (232)	Hill (5)
1994-95	Hill (269)	Hill (496)	Hill (765)	Brandon (363)	Hill (245)	Hill (4)
1995-96	Cage (288)	Cage (441)	Cage (729)	Brandon (487)	Mills (241)	Three players (3)
1996-97	Hill (259)	Hill (477)	Hill (736)	Brandon (490)	Hill (268)	Hill (6)
1997-98	Ilgauskas (279)	Kemp (526)	Kemp (745)	Knight (656)	Kemp (310)	Kemp (15)
1998-99	Kemp (131)	Kemp (257)	Kemp (388)	Knight (302)	Kemp (159)	Five players (2)
1999-00	Kemp (231)	Kemp (494)	Kemp (725)	Miller (476)	Kemp (371)	Kemp (13)
2000-01	Weatherspoon (223)	Weatherspoon (573)	Weatherspoon (796)	Miller (657)	Miller (229)	Traylor (3)
2001-02	Ilgauskas (136)	Jones (365)	Jones (490)	Miller (882)	Mihm (260)	Mihm (7)
2002-03	Ilgauskas (240)	Boozier (407)	Ilgauskas (611)	R. Davis (436)	Ilgauskas (274)	Hill, Ilgauskas, Diop (4)
2003-04	Ilgauskas (279)	Boozier (627)	Boozier (857)	James (465)	Ilgauskas (277)	Three players (2)
2004-05	Ilgauskas (299)	Gooden (546)	Gooden (753)	James (577)	Ilgauskas (313)	Ilgauskas (7)
2005-06	Ilgauskas (245)	James (481)	Gooden (665)	James (521)	Ilgauskas (280)	Ilgauskas (5)
2006-07	Gooden (263)	James (443)	Gooden (681)	James (470)	Varejao (269)	Ilgauskas (4)
2007-08	Ilgauskas (263)	James (459)	Ilgauskas (682)	James (539)	Ilgauskas (247)	Ilgauskas (4)
2008-09	Varejao (166)	James (507)	James (613)	James (587)	Varejao (239)	Pavlovic (4)
2009-10	Varejao (189)	James (483)	Varejao (578)	James (651)	Varejao (223)	Varejao (2)
2010-11	Hickson (217)	Hickson (478)	Hickson (695)	Sessions (419)	Hickson (215)	Gibson, Hollins (3)
2011-12	T. Thompson (187)	Jamison (285)	Jamison (408)	Irving (275)	Jamison (164)	Samuels (2)
2012-13	Thompson (306)	Thompson (467)	Thompson (773)	Irving (350)	Zeller (251)	Zeller (5)
2013-14	Thompson (269)	Thompson (485)	Thompson (754)	Irving (433)	Thompson (188)	Varejao (2)
2014-15	Thompson (274)	Love (589)	Love (731)	James (511)	Thompson (189)	Four players (1)
2015-16	Thompson (268)	Love (613)	Love (762)	James (514)	Smith (204)	Four players (1)
2016-17	Thompson (286)	James (542)	Thompson (715)	James (646)	Thompson (176)	Jefferson, Love (3)
2017-18	Thompson (126)	James (612)	James (709)	James (747)	Smith (161)	Love (1)
2018-19	Thompson (173)	Nance Jr. (384)	Nance Jr. (552)	Sexton (243)	Osman (195)	Osman (3)
2019-20	Thompson (226)	Love (493)	Thompson (577)	Garland (229)	Osman (160)	Thompson (1)

Cavaliers Year-by-Year Leaders (Continued)

Season	Steals	Turnovers	Blocks	Points	Scoring Avg.
1970-71	---	---	---	Wesley (1455)	Wesley (17.7)
1971-72	---	---	---	Johnson (1391)	Johnson (17.0)
1972-73	---	---	---	A. Carr (1685)	A. Carr (20.5)
1973-74	Wilkens (97)	---	D. Davis (74)	A. Carr (1775)	A. Carr (21.9)
1974-75	Clemons (84)	---	Chones (120)	B. Smith (1302)	B. Smith (15.9)
1975-76	Clemons (124)	---	Chones (93)	Chones (1298)	Chones (15.8)
1976-77	Brewer (94)	---	Brewer (82)	A. Carr (1329)	Russell (16.5)
1977-78	Walker (176)	Russell (206)	E. Smith (176)	Russell (1398)	Russell (19.4)
1978-79	Walker (130)	Russell (259)	Chones (102)	Russell (1623)	Russell (21.9)
1979-80	Walker (155)	R. Smith (200)	Mitchell (77)	Mitchell (1820)	Mitchell (22.2)
1980-81	Bratz (136)	K. Carr (236)	Laimbeer (78)	Mitchell (2012)	Mitchell (24.5)
1981-82	Wilkerson (92)	Huston (172)	Edwards (117)	Edwards (1288)	R. Brewer (19.4)
1982-83	Hubbard (87)	Robinson (223)	Robinson (58)	Robinson (1387)	Free (24.2)
1983-84	Free (94)	Robinson (187)	Hinson (145)	Free (1669)	Free (22.3)
1984-85	Bagley (129)	Bagley (207)	Hinson (173)	Free (1597)	Free (22.5)
1985-86	Bagley (122)	Bagley (239)	Hinson (112)	Free (1754)	Free (22.9)
1986-87	Harper (209)	Harper (345)	Williams (167)	Harper (1874)	Harper (22.9)
1987-88	Harper (122)	Daugherty (267)	Williams (145)	Daugherty (1480)	Daugherty (18.9)
1988-89	Harper (185)	Daugherty, Harper (230)	Nance (206)	Harper (1526)	Daugherty (18.9)
1989-90	Ehlo (126)	Price (214)	Williams (167)	Price (1430)	Price (19.6)
1990-91	Ehlo (121)	Daugherty (211)	Nance (200)	Daugherty (1645)	Daugherty (21.6)
1991-92	Price (94)	Daugherty (185)	Nance (243)	Daugherty (1566)	Daugherty (21.5)
1992-93	Ehlo (104)	Price (196)	Nance (198)	Daugherty (1432)	Daugherty (20.2)
1993-94	Wilkins (105)	Price (189)	Williams (130)	Price (1316)	Price (17.3)
1994-95	Phills (115)	Hill (151)	Williams (101)	Mills (986)	Price (15.8)
1995-96	Brandon (132)	Brandon (142)	Cage (79)	Brandon (1449)	Brandon (19.3)
1996-97	Brandon (138)	Sura (181)	West (55)	Brandon (1519)	Brandon (19.5)
1997-98	Knight (196)	Kemp (271)	Ilgauskas (135)	Kemp (1442)	Kemp (18.0)
1998-99	Knight (70)	Kemp (127)	Kemp (45)	Kemp (862)	Kemp (20.5)
1999-00	Knight (107)	Kemp (291)	Kemp (96)	Kemp (1463)	Kemp (17.8)
2000-01	Miller (119)	Miller (265)	Weatherspoon (105)	Miller (1296)	Miller (15.8)
2001-02	Miller (126)	Miller (245)	Mihm (89)	Miller (1335)	Murray (16.6)
2002-03	R. Davis (125)	R. Davis (277)	Ilgauskas (152)	R. Davis (1626)	R. Davis (20.6)
2003-04	James (130)	James (273)	Ilgauskas (201)	James (1654)	James (20.9)
2004-05	James (177)	James (262)	Ilgauskas (165)	James (2175)	James (27.2)
2005-06	James (123)	James (260)	Ilgauskas (136)	James (2478)	James (31.4)
2006-07	James (125)	James (250)	Ilgauskas (98)	James (2132)	James (27.3)
2007-08	James (138)	James (255)	Ilgauskas (120)	James (2250)	James (30.0)
2008-09	James (137)	James (241)	James (93)	James (2304)	James (28.4)
2009-10	James (125)	James (261)	James (77)	James (2258)	James (29.7)
2010-11	Parker (67)	Sessions (178)	Hickson (54)	Hickson (1105)	Jamison (18.0)
2011-12	Gee (83)	Irving (160)	T. Thompson (62)	Jamison (1118)	Irving (18.5)
2012-13	Gee (107)	Irving (191)	Thompson (71)	Irving (1325)	Irving (22.5)
2013-14	Irving (108)	Irving (190)	Varejao (39)	Irving (1478)	Irving (20.8)
2014-15	Irving (114)	James (272)	Thompson (61)	James (1743)	James (25.3)
2015-16	James (104)	James (249)	Mozgov (57)	James (1920)	James (25.3)
2016-17	James (92)	James (303)	Thompson (84)	James (1954)	James (26.4)
2017-18	James (116)	James (347)	James (71)	James (2251)	James (27.5)
2018-19	Nance Jr. (100)	Sexton (185)	Nance Jr. (40)	Sexton (1371)	Love (17.0)
2019-20	Sexton (65)	Sexton (158)	Thompson (50)	Sexton (1349)	Sexton (20.8)

Best Individual Cavaliers Season

MINUTES			POINTS SCORED			SCORING AVERAGE		
1. LeBron James	3388	04-05	1. LeBron James	2478	05-06	1. LeBron James	31.4	05-06
2. LeBron James	3361	05-06	2. LeBron James	2304	08-09	2. LeBron James	30.0	07-08
3. Wesley Person	3198	97-98	3. LeBron James	2258	09-10	3. LeBron James	29.7	09-10
4. Mike Mitchell	3194	80-81	4. LeBron James	2251	17-18	4. LeBron James	28.4	08-09
5. LeBron James	3190	06-07	5. LeBron James	2250	07-08	5. LeBron James	27.5	17-18
6. Chris Mills	3167	96-97	6. LeBron James	2175	04-05	6. LeBron James	27.3	06-07
7. Ricky Davis	3131	02-03	7. LeBron James	2132	06-07	7. LeBron James	27.2	04-05
8. LeBron James	3122	03-04	8. Mike Mitchell	2012	80-81	8. LeBron James	26.4	16-17
9. Austin Carr	3100	73-74	9. LeBron James	1954	16-17	9. LeBron James	25.3	15-16
10. Austin Carr	3097	72-73	10. LeBron James	1920	15-16	10. LeBron James	25.3	14-15

FIELD GOALS MADE			FIELD GOALS ATTEMPTED			FIELD GOAL % (Minimum 200 Made)		
1. LeBron James	875	05-06	1. LeBron James	1823	05-06	1. Tyrone Hill	.600	96-97
2. LeBron James	857	17-18	2. Mike Mitchell	1791	80-81	2. Tristan Thompson	.600	16-17
3. Mike Mitchell	853	80-81	3. LeBron James	1684	04-05	3. Tristan Thompson	.588	15-16
4. LeBron James	795	04-05	4. Austin Carr	1682	73-74	4. Anderson Varejao	.572	09-10
5. LeBron James	794	07-08	5. LeBron James	1642	07-08	5. Brad Daugherty	.571	92-93
6. LeBron James	789	08-09	6. LeBron James	1621	06-07	6. Brad Daugherty	.570	91-92
7. Mike Mitchell	775	79-80	7. Ron Harper	1614	86-87	7. Shaquille O'Neal	.566	09-10
8. LeBron James	772	06-07	8. LeBron James	1613	08-09	8. Timofey Mozgov	.565	15-16
9. LeBron James	768	09-10	9. LeBron James	1580	17-18	9. Michael Cage	.556	95-96
10. Austin Carr	748	73-74	10. Austin Carr	1575	72-73	10. J.J. Hickson	.554	09-10

FREE THROWS MADE			FREE THROWS ATTEMPTED			FREE THROW % (Minimum 100 Made)		
1. LeBron James	601	05-06	1. LeBron James	814	05-06	1. Mark Price	.948	92-93
2. LeBron James	594	08-09	2. LeBron James	773	09-10	2. Mark Price	.947	91-92
3. LeBron James	593	09-10	3. LeBron James	771	07-08	3. Mark Price	.914	94-95
4. LeBron James	549	07-08	4. LeBron James	762	08-09	4. Mo Williams	.912	08-09
5. Shawn Kemp	493	99-00	5. LeBron James	701	06-07	Rodney Hood	.912	18-19
6. LeBron James	489	06-07	6. LeBron James	636	04-05	6. Kyrie Irving	.905	16-17
7. LeBron James	477	04-05	7. Shawn Kemp	635	99-00	7. Kevin Love	.904	18-19
8. Brad Daugherty	435	90-91	8. Brad Daugherty	579	90-91	8. Terrell Brandon	.902	96-97
9. Campy Russell	417	78-79	9. Ron Harper	564	86-87	9. Mark Price	.901	88-89
10. Brad Daugherty	414	91-92	10. Shawn Kemp	556	97-98	10. Mo Williams	.894	09-10

3-PT. FIELD GOALS MADE			3-PT. FIELD GOALS ATTEMPTED			3-PT. FIELD GOAL % (Minimum 25 Made)		
1. J.R. Smith	204	15-16	1. J.R. Smith	510	15-16	1. Steve Kerr	.507	89-90
2. Wesley Person	192	97-98	2. Wesley Person	447	97-98	2. Mark Price	.486	87-88
3. Mo Williams	183	08-09	3. Jordan Clarkson	445	18-19	3. Kyle Korver	.485	16-17
4. Kyrie Irving	177	16-17	4. Kyrie Irving	441	16-17	4. Daniel Gibson	.477	09-10
5. Kyle Korver	164	17-18	5. Kevin Love	439	15-16	5. Wesley Person	.444	01-02
6. Mo Williams	159	09-10	6. Mo Williams	420	08-09	6. Bobby Phillips	.441	95-96
7. Kevin Love	158	15-16	7. Dan Majerle	414	95-96	Mark Price	.441	88-89
8. Kyrie Irving	157	14-15	8. LeBron James	406	17-18	8. Daniel Gibson	.440	07-08
9. Mark Price	152	89-90	9. Donyell Marshall	395	05-06	9. Kyle Korver	.436	17-18
10. LeBron James	149	17-18	10. Kevin Love	392	14-15	10. Mo Williams	.436	08-09

Best Individual Cavaliers Season

OFFENSIVE REBOUNDS

1. Tristan Thompson	306	12-13
2. Zydrunas Ilgauskas	299	04-05
3. Jim Brewer	298	75-76
4. Michael Cage	288	95-96
5. Tristan Thompson	286	16-17
6. Zydrunas Ilgauskas	279	03-04
7. Zydrunas Ilgauskas	279	97-98
8. Jim Brewer	275	76-77
9. Tristan Thompson	274	14-15
10. Tristan Thompson	269	13-14
Tyrone Hill	269	94-95

DEFENSIVE REBOUNDS

1. Cliff Robinson	666	82-83
2. Brad Daugherty	653	90-91
3. Carlos Boozer	627	03-04
4. Jim Chones	625	77-78
5. Kevin Love	613	15-16
6. LeBron James	612	17-18
7. Cliff Robinson	597	83-84
8. Jim Brewer	593	75-76
9. Kevin Love	589	14-15
10. Jim Chones	582	78-79

TOTAL REBOUNDS

1. Jim Brewer	891	75-76
2. Carlos Boozer	857	03-04
3. Cliff Robinson	856	82-83
4. Jim Chones	844	77-78
5. Jim Chones	842	78-79
6. Kenny Carr	835	80-81
7. Brad Daugherty	830	90-91
8. Rick Roberson	801	71-72
9. Clarence Weatherspoon	796	00-01
10. Tristan Thompson	773	12-13

REBOUNDING AVERAGE (Minimum 800 Rebs or 70 Games)

1. Rick Roberson	12.7	71-72
2. Carlos Boozer	11.4	03-04
3. Cliff Robinson	11.1	82-83
4. Jim Brewer	10.9	75-76
Brad Daugherty	10.9	90-91
Tyrone Hill	10.9	94-95
7. Brad Daugherty	10.4	91-92
8. Jim Chones	10.3	77-78
Jim Chones	10.3	78-79
Kenny Carr	10.3	80-81
Cliff Robinson	10.3	83-84

PERSONAL FOULS

1. Shawn Kemp	371	99-00
2. James Edwards	347	81-82
3. Bill Laimbeer	332	80-81
4. Roy Hinson	316	85-86
5. Zydrunas Ilgauskas	313	04-05
6. Roy Hinson	311	84-85
7. Shawn Kemp	310	97-98
8. Roy Hinson	306	83-84
9. John Warren	299	70-71
10. Dwight Davis	297	72-73

DISQUALIFICATIONS

1. James Edwards	17	81-82
2. Shawn Kemp	15	97-98
3. Bill Laimbeer	14	80-81
4. Roy Hinson	13	84-85
John Warren	13	70-71
Shawn Kemp	13	99-00
7. Phil Hubbard	11	82-83
Roy Hinson	11	83-84
9. Lonnie Shelton	9	83-84
Keith Lee	9	85-86
Steve Hayes	9	82-83

ASSISTS

1. Andre Miller	882	01-02
2. LeBron James	747	17-18
3. John Bagley	735	85-86
4. John Bagley	697	84-85
5. Mark Price	666	89-90
6. Andre Miller	657	00-01
7. Brevin Knight	656	97-98
8. LeBron James	651	09-10
9. LeBron James	646	16-17
10. Mark Price	631	88-89

STEALS

1. Ron Harper	209	86-87
2. Brevin Knight	196	97-98
3. Ron Harper	185	88-89
4. LeBron James	177	04-05
5. Fouts Walker	176	77-78
6. Fouts Walker	155	79-80
7. LeBron James	138	07-08
Terrell Brandon	138	96-97
9. LeBron James	137	08-09
10. Mike Bratz	136	80-81

BLOCKED SHOTS

1. Larry Nance	243	91-92
2. Larry Nance	206	88-89
3. Zydrunas Ilgauskas	201	03-04
4. Larry Nance	200	90-91
5. Larry Nance	198	92-93
6. John Williams	182	91-92
7. Elmore Smith	176	77-78
8. Roy Hinson	173	84-85
9. John Williams	167	86-87
John Williams	167	89-90

TURNOVERS

1. LeBron James	347	17-18
2. Ron Harper	345	86-87
3. LeBron James	303	16-17
4. Shawn Kemp	291	99-00
5. Ricky Davis	277	02-03
6. LeBron James	273	03-04
7. LeBron James	272	14-15
8. Shawn Kemp	271	97-98
9. Brad Daugherty	267	87-88
10. Andre Miller	265	00-01

All-Time Cavaliers High Games

	Player	Points Opponent	Date
57	Kyrie Irving	at San Antonio (OT)	3/12/15
	LeBron James	at Washington	11/3/17
56	LeBron James	at Toronto	3/20/05
55	LeBron James	at Milwaukee	2/20/09
	Kyrie Irving	vs. Portland	1/28/15
52	LeBron James	at Milwaukee	12/10/05
	LeBron James	at New York	2/4/09
51	LeBron James	at Utah	1/21/06
	LeBron James	at Memphis (2OT)	1/15/08
	LeBron James	at Sacramento	3/13/09
	LeBron James*	at Golden State (OT)	5/31/18
50	Walt Wesley	vs. Cincinnati	2/19/71
	LeBron James	at New York	3/5/08
	LeBron James*	vs. Orlando	5/20/09
49	LeBron James*	at Detroit (2 OT)	5/31/07
	Kyrie Irving	at New Orleans	1/23/17
48	LeBron James	vs. Atlanta	12/30/09
47	LeBron James	at Miami	3/12/06
	LeBron James	vs. Miami	4/1/06
	LeBron James	at Indiana	2/10/09
	LeBron James*	at Atlanta	5/9/09
	LeBron James	vs. New York	2/6/10
	Mike Mitchell	at Houston	2/8/80
46	LeBron James	at Phoenix	1/14/06
	LeBron James	vs. Dallas	3/29/06
	World B. Free	vs. Houston	2/16/85
	Ricky Davis	vs. Milwaukee (2 OT)	12/9/2002
	Kyrie Irving	at L.A. Lakers	3/19/17
	LeBron James*	vs. Indiana	4/18/18
	LeBron James*	vs. Boston	5/25/18
45	LeBron James*	vs. Washington	5/3/06
	LeBron James	vs. New York	11/2/07
	LeBron James	at Minnesota	11/21/07
	LeBron James*	at Boston	5/18/08
	Kyrie Irving	at Atlanta (OT)	4/9/17
	LeBron James*	vs. Indiana	4/29/18
44	Brad Daugherty	vs. Boston	4/15/88
	LeBron James	at New Orleans	3/28/05
	Kyrie Irving	vs. Charlotte (OT)	4/5/14
	LeBron James	vs. Phoenix	1/29/06
	LeBron James	vs. San Antonio	2/13/06
	Mo Williams	vs. Phoenix	2/11/09
	LeBron James*	at Orlando	5/26/09
	LeBron James	at Oklahoma City	12/13/09
	LeBron James*	at Golden State (OT)	6/4/15
	LeBron James	vs. Charlotte	12/10/16
	LeBron James	at Philadelphia	4/6/18
	LeBron James*	vs. Boston	5/21/18
	LeBron James*	vs. Indiana	4/25/18
43	World B. Free	at Atlanta	3/29/86
	Bobby Phills	vs. Portland (2 OT)	12/30/95
	LeBron James	vs. Detroit	11/24/04
	LeBron James	at Boston	2/15/06
	Mo Williams	vs. Sacramento	1/27/09
	LeBron James	vs. Orlando	3/17/09
	LeBron James	at Memphis (OT)	12/8/09
	LeBron James	vs. Denver (OT)	2/18/10
	Austin Carr	at Boston	4/10/77
	Mike Mitchell	at New Jersey	2/18/81
	Kyrie Irving	vs. Atlanta	3/3/17
	LeBron James*	at Toronto	5/3/18

	Player	Points Opponent	Date
42	Ricky Davis	at Boston	12/13/2002
	Ricky Davis	at Detroit (OT)	12/20/2002
	LeBron James	at New Jersey	3/12/08
	LeBron James	at Miami	3/2/09
	LeBron James	at Boston	4/4/10
	LeBron James	vs. Golden State	2/26/15
	Kyrie Irving*	vs. Boston	5/23/17
	LeBron James*	at Boston	5/15/18
	Jordan Clarkson	vs. Brooklyn (3OT)	2/13/19
41	Bingo Smith	at Washington	11/6/74
	Campy Russell	vs. Phoenix	3/13/79
	Mike Mitchell	vs. Detroit	2/17/81
	LeBron James	vs. New Jersey	3/27/04
	LeBron James	vs. Miami	12/17/05
	LeBron James	at Detroit	3/7/07
	LeBron James*	at Washington	4/28/06
	LeBron James	at Los Angeles Lakers	1/27/08
	LeBron James	vs. Chicago	11/5/08
	LeBron James	at Chicago	11/8/08
	LeBron James	vs. Milwaukee	11/11/08
	LeBron James	at Orlando	5/24/09
	LeBron James	at Portland	1/10/10
	Kyrie Irving	at New York	12/15/12
	John Johnson	vs. Baltimore	12/26/71
	Kyrie Irving	at Washington (OT)	11/16/13
	LeBron James	at Boston	11/14/14
	LeBron James	at New Orleans	12/12/14
	Kyrie Irving*	at Golden State	6/13/16
	LeBron James*	at Golden State	6/13/16
	LeBron James*	vs. Golden State	6/16/16
	LeBron James	vs. Indiana (2 OT)	4/2/17
	LeBron James*	at Indiana	4/20/17
	LeBron James*	at Golden State	6/12/17
	LeBron James	at Charlotte	3/28/18
40	Austin Carr	vs. Houston	10/13/72
	Mike Mitchell	at Detroit	2/13/80
	Cliff Robinson	at Indiana (OT)	4/15/83
	World B. Free	vs. Dallas	11/4/83
	Ron Harper	at Boston	2/4/87
	Brad Daugherty*	vs. New Jersey	4/23/92
	Lamond Murray	vs. Golden State	1/2/02
	LeBron James	at Atlanta	12/28/04
	LeBron James	vs. Milwaukee	4/9/05
	Larry Hughes	at Orlando	2/11/08
	LeBron James	vs. Utah	11/16/07
	LeBron James	at Indiana	11/20/09
	LeBron James	vs. Detroit	3/5/09
	LeBron James*	vs. Chicago	4/19/10
	Kyrie Irving	vs. Boston	1/22/13
	Kyrie Irving	vs. Atlanta (2 OT)	12/26/13
	LeBron James*	vs. Golden State	6/9/15
	LeBron James*	at Golden State	6/14/15
	Kevin Love	vs. Portland	11/23/16
	Kyrie Irving*	vs. Golden State	6/9/17
	LeBron James	vs. Milwaukee	3/19/18

*Playoff Game

All-Time Cavaliers High Games

	Player	Rebounds Opponent	Date
25	Rick Roberson	at Houston	3/4/72
	Anderson Varejao	vs. Orlando (OT)	1/2/14
24	Elmore Smith	vs. Washington	2/2/78
24	Brad Daugherty	at Sacramento	3/8/91
23	Rick Roberson	vs. Portland	11/7/71
	Rick Roberson	vs. Philadelphia (Pittsburgh)	1/12/73
	Cliff Robinson	at Washington	1/20/83
	Cliff Robinson	vs. Portland	2/27/83
	Anderson Varejao	vs. Washington	10/30/12
22	Rick Roberson	at Philadelphia	2/16/72
	Rick Roberson	at Golden State	3/7/72
	Elmore Smith	vs. Atlanta	1/22/78
	John Lambert	vs. New Jersey	2/6/79
	Bill Laimbeer	vs. San Antonio	2/19/81
	Cliff Robinson	vs. Dallas	2/16/83
	Zydrunas Ilgauskas	at Phoenix	11/1/02
	Anderson Varejao	at Memphis	11/26/12
21	Walt Wesley	at Portland	2/21/71
	Walt Wesley	at Baltimore	12/26/71
	Jim Brewer	at Kansas City-Omaha	4/6/75
	Jim Chones	vs. Detroit	4/9/77
	Cliff Robinson	vs. Detroit (OT)	1/31/84
	Cliff Robinson	vs. Boston	4/3/84
	Carlos Boozer	at Los Angeles Clippers	12/3/03
	Drew Gooden	vs. Phoenix (OT)	11/10/04
	Tristan Thompson	vs. Denver	12/4/13
	Anderson Varejao	vs. Dallas	1/20/14
	Tristan Thompson	vs. Charlotte	11/13/18
20	Rick Roberson	vs. Portland	2/25/72
	Rick Roberson	at Philadelphia	10/25/72
	Cornell Warner	vs. Atlanta	11/19/72
	Rick Roberson	vs. Atlanta	3/13/73
	Jim Chones	vs. Houston	1/3/75
	Jim Brewer	vs. Golden State	3/11/76
	Elmore Smith	vs. New Orleans	2/7/78
	Elmore Smith	at Golden State	3/8/78
	Jim Chones	vs. Golden State	3/27/78
	Kenny Carr	vs. Washington	11/28/80
	Kenny Carr	vs. New York	2/12/81
	Cliff Robinson	at Golden State	11/10/82
	Brad Daugherty*	vs. New Jersey	5/9/93
	Tyrone Hill	at Sacramento	11/20/94
	Michael Cage	vs. New York	3/4/95
	Michael Cage	at San Antonio	1/10/96
	Shawn Kemp	vs. Portland	1/20/98
	Carlos Boozer	vs. Seattle	1/20/04
	Carlos Boozer	at Dallas	3/30/04
	J.J. Hickson	at Chicago	1/22/11
	Anderson Varejao	vs. Boston	1/31/12
	Tristan Thompson	at New York	12/7/16
	Tristan Thompson	vs. Houston	11/24/18
	Kevin Love	vs. Chicago	10/30/19

*Playoff Game

	Player	Assists Opponent	Date
27	Geoff Huston	vs. Golden State	1/27/82
22	Andre Miller	vs. Philadelphia	12/15/01
20	Bobby Washington	vs. Portland	11/7/71
	Lenny Wilkens	vs. Seattle	11/27/73
	Geoff Huston	vs. Indiana	2/3/82
	Mark Price	vs. Atlanta	4/4/90
	Brevin Knight	vs. Washington	11/22/97



Geoff Huston (1980-1985)

All-Time Opponent High Games

Points

	Player	Opponent	Date
69	Michael Jordan	vs. Chicago (OT)	3/28/90
55	Michael Jordan*	at Chicago	5/1/88
	James Harden	vs. Houston	12/11/19
54	Michael Jordan	at Chicago	11/3/89
	Allen Iverson	vs. Philadelphia	1/6/01
53	Kareem Abdul-Jabbar	vs. Milwaukee	11/4/70
	Kareem Abdul-Jabbar	vs. Milwaukee	2/9/72
52	Michael Jordan	at Chicago	12/17/87
	Vernon Maxwell	at Houston	1/26/91
51	Pete Maravich	at Atlanta	2/5/72
50	Bob McAdoo	vs. Buffalo	11/20/75
	Michael Jordan*	at Chicago	4/28/88
	Michael Jordan*	at Chicago	5/5/89
	Allen Iverson	vs. Philadelphia	4/12/97
	Paul Pierce	at Boston	2/15/06
49	Bob McAdoo	vs. Buffalo	12/19/74
48	Spencer Haywood	at Seattle	1/7/72
	Rick Barry	at Golden State	10/19/74
47	George Gervin	vs. San Antonio	10/18/79
	Kobe Bryant	vs. L.A. Lakers	1/30/01
46	Michael Jordan	vs. Chicago	2/21/88
	Adrian Dantley	at Utah	1/16/82
	George Gervin	vs. San Antonio	4/3/79
	Bernard King	vs. Washington	12/22/91
	Michael Jordan	at Chicago	2/17/92
	Allen Iverson	at Philadelphia	3/6/02
	Manu Ginobili	vs. San Antonio	2/13/08
45	Adrian Dantley	at Utah	12/18/79
	Nate Archibald	vs. Cincinnati	3/26/72
	Michael Jordan	at Chicago	12/27/84
	Michael Jordan	at Chicago	12/28/96
	Gilbert Arenas	at Washington	11/18/06
	Victor Oladipo	at Orlando	3/18/16

Points

	Player	Opponent	Date
44	Moses Malone	vs. Houston	2/17/82
	Bob Love	vs. Chicago	2/9/73
	David Thompson	at Denver	3/1/81
	Kelly Tripucka	vs. Detroit (OT)	1/14/84
	Michael Jordan*	vs. Chicago	5/5/88
	Michael Jordan*	at Chicago	5/3/89
	Michael Jordan*	vs. Chicago	5/7/89
	Michael Jordan	at Chicago	3/28/92
	Patrick Ewing	vs. New York	11/7/93
	Richard Hamilton	at Detroit	11/28/03
	Dwyane Wade	vs. Miami	4/1/06
	Gilbert Arenas*	vs. Washington	5/3/06
	Giannis		
	Antetokounmpo	vs. Milwaukee	12/14/18
	Zach LaVine	at Chicago	1/25/20
43	Lou Hudson	vs. Atlanta	11/1/70
	Rick Barry	at Golden State	11/13/73
	Julius Erving	vs. Philadelphia	1/19/78
	Kelly Tripucka	at Detroit	4/1/83
	Andrew Toney	vs. Philadelphia	2/18/85
	Larry Bird	vs. Boston (Hartford)	3/18/86
	Michael Jordan	at Chicago	12/23/86
	Michael Jordan	at Chicago	2/22/87
	Michael Jordan	at Chicago	12/27/88
	Reggie Miller	vs. Indiana	2/14/90
	Michael Jordan*	at Chicago	5/11/93
	Jason Terry	at Atlanta (2 OT)	4/13/02
	Shareef		
	Abdur-Rahim	vs. Atlanta	12/6/03
	LeBron James	vs. Miami	3/18/14
	Kyle Lowry	at Toronto	2/26/16
	Paul George	vs. Indiana (2 OT)	4/2/17
	Kevin Durant*	vs. Golden State	6/6/18
	James Harden	at Houston	1/11/19

Rebounds

	Player	Opponent	Date
35	Charles Oakley	at Chicago	4/22/88
28	Wes Unseld	at Washington	12/30/74
26	Happy Hairston	vs. L.A. Lakers	10/15/72
	Happy Hairston	at L.A. Lakers	11/18/73
	George Johnson	vs. Golden State	2/21/74
	Moses Malone	at Houston	12/29/77
	Swen Nater	at Buffalo	3/10/78
	Dennis Rodman	vs. Detroit	2/6/92
	Jayson Williams	at New Jersey	11/13/97
	Bismack Biyombo*	at Toronto	5/21/16
25	Wilt Chamberlain	at L.A. Lakers	10/25/70
	Dave Cowens	at Boston	12/9/72
	Don Smith	at Houston	11/22/73
	Nate Thurmond	vs. Golden State	2/19/74
	Swen Nater	at Buffalo	2/3/78
	Moses Malone	at Houston	1/12/79
	Caldwell Jones	at Philadelphia	2/11/81
	Kevin Willis	at Atlanta (2 OT)	4/13/93

Assists

	Player	Opponent	Date
22	John Stockton	at Utah (OT)	12/11/89
	Magic Johnson	at LA Lakers	11/17/83
21	Scott Skiles	vs. Orlando	4/16/93
	Steve Nash	at Phoenix	1/11/07
20	Jalen Rose	vs. Indiana (OT)	4/18/01
	Brevin Knight	vs. Charlotte	1/11/05
	Chris Paul	vs. New Orleans	3/26/08
	Russell Westbrook	vs. Oklahoma City	1/20/18
	*Playoff Game		

Cavaliers Opening Game Results

HOME OPENER

Season	Opponent	Date	Result	Score	Attendance
1970-71	San Diego	10/28/70	lost	99-110	6,144
1971-72	Buffalo (OT)	10/15/71	lost	109-111	4,290
1972-73	Baltimore	10/10/72	lost	90-102	4,106
1973-74	Houston	10/12/73	lost	99-106	3,624
1974-75	Boston	10/29/74	lost	92-107	13,184
1975-76	Golden St.	10/23/75	lost	83-89	14,631
1976-77	Chicago	10/22/76	WON	106-95	19,783
1977-78	Chicago	10/18/77	lost	88-91	15,192
1978-79	L.A. Lakers	10/17/78	WON	113-111	11,365
1979-80	Boston	10/13/79	lost	117-139	15,443
1980-81	New Jersey	10/11/80	lost	96-99	5,731
1981-82	Chicago	11/9/81	WON	102-101	10,514
1982-83	Boston	10/29/82	lost	93-104	8,633
1983-84	New York	10/28/83	lost	106-113	6,082
1984-85	New Jersey	10/27/84	lost	106-131	10,260
1985-86	Boston	10/26/85	lost	100-105	20,900
1986-87	Washington	11/1/86	WON	113-106	14,254
1987-88	Milwaukee	11/11/87	lost	101-109	12,145
1988-89	L.A. Clippers	11/9/88	WON	108-91	16,513
1989-90	Orlando (OT)	11/8/89	lost	110-117	14,116
1990-91	Charlotte	11/7/90	WON	100-89	16,154
1991-92	Milwaukee	11/12/91	WON	119-113	14,267
1992-93	Chicago	11/6/92	lost	96-101	20,273
1993-94	Milwaukee	11/5/93	lost	91-94	17,102
1994-95	Houston	11/8/94	lost	98-100	20,562
1995-96	Indiana	11/7/95	lost	101-104	17,218
1996-97	San Antonio	11/5/96	lost	68-74	15,587
1997-98	Indiana	11/4/97	WON	80-77	20,132
1998-99	Indiana	2/8/99	lost	89-95	17,139
1999-00	New Jersey	11/3/99	WON	97-90	16,777
2000-01	Sacramento (2 OT)	11/1/00	WON	102-100	17,695
2001-02	Boston	10/30/01	lost	89-108	17,748
2002-03	L.A. Lakers	11/05/02	WON	89-70	19,833
2003-04	Denver	11/5/03	lost	89-93	20,562
2004-05	Indiana (OT)	11/3/04	lost	104-109	19,730
2005-06	NOK Hornets	11/3/05	WON	109-87	20,562
2006-07	Washington	11/1/06	WON	97-94	20,562
2007-08	Dallas	10/31/07	lost	74-92	20,562
2008-09	Charlotte	10/30/08	WON	96-79	20,562
2009-10	Boston	10/27/09	lost	89-95	20,562
2010-11	Boston	10/27/10	WON	95-87	20,562
2011-12	Toronto	12/26/11	lost	96-104	20,562
2012-13	Washington	10/30/12	WON	94-84	20,562
2013-14	Brooklyn	10/30/13	WON	98-94	20,562
2014-15	New York	10/30/14	lost	90-95	20,562
2015-16	Miami	10/30/15	WON	102-92	20,562
2016-17	New York	10/25/16	WON	117-88	20,562
2017-18	Boston	10/17/17	WON	102-99	20,562
2018-19	Atlanta	10/21/18	lost	111-133	19,432
2019-20	Indiana	10/26/19	WON	110-99	19,432
50 Years			21-29	Avg:	16,077
Bold indicates first overall game					

Cavaliers Opening Game Results

ROAD OPENER

Season	Opponent	Date	Result	Score	Attendance
1970-71	Buffalo	10/14/70	lost	92-107	7,129
1971-72	Buffalo	10/16/71	WON	93-89	5,417
1972-73	Detroit	10/21/72	lost	96-103	2,577
1973-74	Milwaukee	10/20/73	lost	88-101	8,837
1974-75	Portland (4 OT)	10/18/74	lost	129-131	11,409
1975-76	New York	10/25/75	lost	91-100	17,222
1976-77	Buffalo	10/30/76	WON	109-105	10,021
1977-78	New Orleans	10/20/77	WON	107-104	11,207
1978-79	Boston	10/13/78	WON	115-101	15,547
1979-80	New Jersey	10/12/79	lost	95-102	5,739
1980-81	Boston	10/10/80	lost	103-130	15,320
1981-82	Philadelphia	10/30/81	lost	104-128	14,102
1982-83	Chicago	11/4/82	lost	111-118	4,520
1983-84	New Jersey	11/1/83	lost	113-125	9,178
1984-85	Philadelphia	10/26/84	lost	101-111	11,892
1985-86	Chicago (OT)	10/25/85	lost	115-116	11,124
1986-87	Utah	11/5/86	lost	95-111	11,185
1987-88	New Jersey	11/6/87	WON	114-108	13,014
1988-89	Charlotte	11/4/88	WON	133-93	23,338
1989-90	Chicago (OT)	11/3/89	lost	119-124	18,676
1990-91	Boston	11/2/90	lost	101-125	14,890
1991-92	Portland	11/1/91	lost	106-117	12,888
1992-93	Golden St. (2 OT)	11/12/92	WON	126-122	15,025
1993-94	Seattle	11/11/93	lost	102-115	14,813
1994-95	Charlotte	11/5/94	WON	115-107	23,698
1995-96	Orlando	11/3/95	lost	88-99	17,248
1996-97	New Jersey	11/1/96	WON	90-77	18,316
1997-98	Houston	10/31/97	lost	86-94	16,285
1998-99	Atlanta	2/5/99	lost	83-100	19,806
1999-00	New York	11/2/99	lost	84-92	19,763
2000-01	New Jersey	10/31/00	WON	86-82	14,505
2001-02	Charlotte	10/31/01	lost	94-100	9,002
2002-03	Sacramento	10/29/02	lost	67-94	17,317
2003-04	Sacramento	10/29/03	lost	92-106	17,317
2004-05	Miami	11/4/04	lost	86-92	20,235
2005-06	San Antonio	11/5/05	lost	76-102	18,797
2006-07	San Antonio	11/3/06	WON	88-81	18,797
2007-08	Phoenix	11/4/07	lost	92-103	18,422
2008-09	Boston	10/28/08	lost	85-90	18,624
2009-10	Toronto	10/28/09	lost	91-101	20,152
2010-11	Toronto	10/29/10	lost	81-101	15,711
2011-12	Detroit	12/28/11	WON	105-89	22,076
2012-13	Milwaukee	11/03/12	lost	102-105	17,086
2013-14	Charlotte	11/1/13	lost	84-90	18,017
2014-15	Chicago (OT)	10/31/14	WON	114-108	22,879
2015-16	Chicago	10/27/15	lost	95-97	21,957
2016-17	Toronto	10/28/16	WON	94-91	19,800
2017-18	Milwaukee	10/20/17	WON	116-97	18,717
2018-19	Toronto	10/17/18	lost	104-116	19,915
2019-20	Orlando	10/23/19	lost	85-94	18,846
50 Years			15-35	Avg:	15,367
Bold indicates first overall game					

Opening Game Starting Lineups

Guard	Guard	Center	Forward	Forward	Result	Attend.
1970-71	Johnny Egan	John Warren	Luther Rackley	McCoy McLemore	Lost	7,129
1971-72	John Johnson	Charlie Davis	Walt Wesley	Dave Sorenson	Lost	4,290
1972-73	Austin Carr	Jimmy Clemons	Bob Robertson	Dave Sorenson	Lost	4,106
1973-74	Austin Carr	Lenny Wilkens	Bob Rule	Dwight Davis	Lost	3,624
1974-75	Austin Carr	Jimmy Clemons	Steve Patterson	Dwight Davis	Lost	11,409
1975-76	Dick Snyder	Jimmy Clemons	Jim Chones	Jim Brewer	Lost	14,631
1976-77	Dick Snyder	Jimmy Clemons	Jim Chones	Jim Brewer	WON	19,783
1977-78	Walt Frazier	Foots Walker	Jim Chones	Jim Brewer	Lost	15,192
1978-79	Walt Frazier	Foots Walker	Jim Chones	Jim Brewer	WON	15,547
1979-80	Austin Carr	Randy Smith	John Lambert	Campy Russell	Lost	5,739
1980-81	Roger Phegley	Randy Smith	Dave Robisch	Kenny Carr	Lost	15,320
1981-82	Bobby Wilkerson	James Slias	Bill Laimbeer	Richard Washington	Lost	14,102
1982-83	Ron Brewer	Geoff Huston	James Edwards	Cliff Robinson	Lost	8,633
1983-84	World B. Free	Geoff Huston	Roy Hinson	Lonnie Shelton	Lost	6,082
1984-85	World B. Free	John Bagley	Melvin Turpin	Jeff Cook	Lost	11,892
1985-86	World B. Free	John Bagley	Mark West	Roy Hinson	Lost	11,124
1986-87	Ron Harper	John Bagley	Brad Daugherty	Mark West	WON	14,254
1987-88	Ron Harper	Mark Price	Brad Daugherty	Mark West	WON	13,014
1988-89	Ron Harper	Mark Price	Brad Daugherty	Larry Nance	WON	23,338
1989-90	Ron Harper	Steve Kerr	Tree Rollins	John Williams	Lost	18,676
1990-91	Craig Ehlo	Mark Price	Brad Daugherty	John Williams	Lost	14,890
1991-92	Craig Ehlo	Terrell Brandon	Brad Daugherty	John Williams	Lost	12,888
1992-93	Craig Ehlo	Mark Price	Brad Daugherty	Larry Nance	Lost	20,273
1993-94	Gerald Wilkins	Mark Price	Brad Daugherty	John Williams	Lost	17,102
1994-95	Bobby Phills	Mark Price	John Williams	Tyrone Hill	WON	23,698
1995-96	Bobby Phills	Terrell Brandon	John Amaechi	Tyrone Hill	Lost	17,248
1996-97	Bob Sura	Terrell Brandon	Mark West	Tyrone Hill	WON	18,316
1997-98	Derek Anderson	Bob Sura	Zydrunas Ilgauskas	Danny Ferry	Lost	16,285
1998-99	Wesley Person	Brevin Knight	Zydrunas Ilgauskas	Shawn Kemp	Lost	19,806
1999-00	Bob Sura	Brevin Knight	Andrew DeClercq	Shawn Kemp	Lost	19,763
2000-01	Matt Harpring	Andre Miller	Zydrunas Ilgauskas	Clarence Weatherspoon	WON	14,505
2001-02	Wesley Person	Andre Miller	Michael Doleac	Chris Mihm	Lost	17,748
2002-03	Ricky Davis	Bimbo Coles	DeSagana Diop	Tyrone Hill	Lost	17,317
2003-04	Ricky Davis	LeBron James	Zydrunas Ilgauskas	Carlos Boozer	Lost	17,317
2004-05	Lucious Harris	Jeff McInnis	Zydrunas Ilgauskas	Drew Gooden	Lost	19,730

Opening Game Starting Lineups (Continued)

	Guard	Guard	Center	Forward	Forward	Result	Attend.
2005-06	Larry Hughes	Eric Snow	Zydrunas Ilgauskas	Drew Gooden	LeBron James	WON vs. NOK Hornets (109-87)	20,562
2006-07	Larry Hughes	Eric Snow	Zydrunas Ilgauskas	Drew Gooden	LeBron James	WON vs. Washington (97-94)	20,562
2007-08	Larry Hughes	Daniel Gibson	Zydrunas Ilgauskas	Drew Gooden	LeBron James	Lost vs. Dallas (74-92)	20,562
2008-09	Delonte West	Mo Williams	Zydrunas Ilgauskas	Ben Wallace	LeBron James	Lost at Boston (85-90)	18,624
2009-10	Anthony Parker	Mo Williams	Shaquille O'Neal	Anderson Varejao	LeBron James	Lost vs. Boston (89-95)	20,562
2010-11	Anthony Parker	Ramon Sessions	Anderson Varejao	Jamario Moon	J.J. Hickson	WON vs. Boston (95-87)	20,562
2011-12	Kyrie Irving	Anthony Parker	Anderson Varejao	Antawn Jamison	Omri Casspi	Lost vs. Toronto (96-104)	20,562
2012-13	Kyrie Irving	Dion Waiters	Anderson Varejao	Tristan Thompson	Alonzo Gee	WON vs. Washington (94-84)	20,562
2013-14	Kyrie Irving	Dion Waiters	Anderson Varejao	Tristan Thompson	Earl Clark	WON vs. Brooklyn (98-94)	20,562
2014-15	Kyrie Irving	Dion Waiters	Anderson Varejao	Kevin Love	LeBron James	Lost vs. New York (90-95)	20,562
2015-16	Mo Williams	J.R. Smith	Timofey Mozgov	Kevin Love	LeBron James	Lost at Chicago (95-97)	21,957
2016-17	Kyrie Irving	J.R. Smith	Tristan Thompson	Kevin Love	LeBron James	WON vs. New York (117-88)	20,562
2017-18	Derrick Rose	Dwyane Wade	Kevin Love	Jae Crowder	LeBron James	WON vs. Boston (102-99)	20,562
2018-19	George Hill	Rodney Hood	Tristan Thompson	Kevin Love	Cedi Osman	Lost at Toronto (104-116)	19,915
2019-20	Darius Garland	Collin Sexton	Tristan Thompson	Kevin Love	Cedi Osman	Lost at Orlando (85-94)	18,846
						15-35	16,206



Cavaliers Triple-Doubles

Player	Opponent	Date	Pts	Rebs	Asts	Player	Opponent	Date	Pts	Rebs	Asts
John Johnson	vs. Buffalo	12/26/70	33	12	12	LeBron James	vs. Denver (OT)	2/18/10	43	13	15
McCoy McLemore	vs. Portland	1/27/71	16	16	10	LeBron James	at Detroit	3/16/10	29	12	12
John Johnson	vs. Atlanta	10/29/71	22	10	10	LeBron James	at Chicago*	4/25/10	37	12	11
John Johnson	at Portland	11/12/71	18	12	11	LeBron James	at Boston*	5/13/10	27	19	10
John Johnson	vs. Boston	2/23/72	23	14	11	Kyrie Irving	vs. Utah	2/28/14	21	10	12
John Johnson	vs. Baltimore	3/16/72	19	10	10	LeBron James	vs. Chicago	4/5/15	20	10	12
Steve Patterson	at Houston	2/8/74	20	16	10	LeBron James	vs. Detroit	4/13/15	21	10	11
Foots Walker	vs. Atlanta (OT)	2/23/75	18	12	11	LeBron James	vs. Atlanta*	5/24/15	37	18	13
Foots Walker	vs. Atlanta	12/2/79	15	10	11	LeBron James	at Golden State (OT)*	6/7/15	39	16	11
Campy Russell	at Golden State	3/7/1979	26	16	10	LeBron James	at Golden State*	6/14/15	40	14	11
John Bagley	at Boston	2/6/85	10	11	16	LeBron James	vs. Sacramento	2/8/16	21	10	10
John Bagley	vs. Milwaukee	12/28/85	18	11	13	LeBron James	vs. Denver	3/21/16	33	11	11
Brad Daugherty	vs. Utah	12/19/86	19	10	11	LeBron James	at New York	3/26/16	27	11	11
Brad Daugherty	at Washington	2/3/88	20	10	11	LeBron James	vs. Toronto*	5/19/16	23	11	11
Ron Harper	vs. Philadelphia	1/31/89	25	10	10	LeBron James	at Golden State*	6/19/16	27	11	11
Mark Price	vs. San Antonio	1/15/90	25	11	12	LeBron James	vs. New York	10/25/16	19	11	14
Brad Daugherty	vs. Indiana	3/24/92	32	11	11	LeBron James	vs. Portland	11/23/16	31	10	13
Larry Nance	vs. Charlotte	4/9/92	26	10	14	LeBron James	at Philadelphia	11/27/16	26	10	13
Brad Daugherty	vs. Seattle	12/12/92	11	12	11	LeBron James	at New Orleans	1/23/17	26	10	12
Bobby Phills	vs. Miami	4/19/95	11	11	10	LeBron James	vs. Sacramento (OT)	1/25/17	24	13	11
Andre Miller	vs. Atlanta	2/5/00	28	10	12	LeBron James	vs. New York	2/23/17	18	13	15
Andre Miller	at Miami	11/2/01	30	10	12	LeBron James	at Boston	3/1/17	28	13	10
Andre Miller	vs. Boston	1/26/02	25	10	17	LeBron James	at Detroit	3/9/17	29	14	10
Andre Miller	vs. Toronto	2/12/02	22	10	17	LeBron James	at Orlando	3/11/17	24	12	12
LeBron James	at Portland	1/19/05	27	11	10	LeBron James	vs. Detroit	3/14/17	16	11	12
LeBron James	at Golden State	1/22/05	28	12	10	LeBron James	vs. Indiana (2 OT)	4/2/17	41	14	11
LeBron James	vs. Milwaukee	4/9/05	40	10	10	LeBron James	vs. Orlando	4/4/17	18	11	11
LeBron James	at Toronto	4/20/05	27	14	14	LeBron James	at Atlanta (OT)	4/9/17	32	16	10
LeBron James	at Philadelphia	11/19/05	36	11	10	LeBron James	at Indiana*	4/20/17	41	13	12
LeBron James	at Milwaukee	1/4/06	32	11	11	LeBron James	at Golden State*	6/4/17	29	11	14
LeBron James	vs. New Jersey	2/1/06	26	11	10	LeBron James	vs. Golden State*	6/9/17	31	10	11
LeBron James	at Boston	2/15/06	43	12	11	LeBron James	at Brooklyn	10/25/17	29	10	13
LeBron James	vs. Charlotte	3/22/06	37	11	12	LeBron James	vs. Charlotte	11/24/17	27	16	13
LeBron James	vs. Washington*	4/22/06	32	11	11	LeBron James	vs. Philadelphia	12/9/17	30	13	13
LeBron James	vs. Detroit*	5/13/06	21	10	10	LeBron James	vs. L.A. Lakers	12/14/17	25	12	12
LeBron James	at Denver	1/19/07	30	10	10	LeBron James	vs. Utah	12/16/17	29	11	10
LeBron James	at Utah	11/7/07	32	15	13	LeBron James	at Washington	12/17/17	20	11	15
LeBron James	vs. Orlando	11/14/07	39	13	14	LeBron James	at Sacramento	12/27/17	16	10	14
LeBron James	vs. Toronto	11/24/07	37	12	12	LeBron James	vs. Indiana	1/26/18	26	10	11
LeBron James	at Indiana	11/25/07	30	11	10	LeBron James	vs. Minnesota (OT)	2/7/18	37	10	15
LeBron James	vs. Houston	2/19/08	26	13	11	LeBron James	at Atlanta	2/9/18	22	12	19
LeBron James	at Indiana	2/20/08	31	14	12	LeBron James	at Memphis	2/23/18	18	14	11
LeBron James	vs. Portland	3/10/08	24	10	11	LeBron James	vs. Brooklyn	2/27/18	31	12	11
LeBron James	at Washington*	5/2/08	27	13	13	LeBron James	vs. Denver	3/3/18	25	10	15
LeBron James	vs. Chicago	1/2/09	16	10	11	LeBron James	at Phoenix	3/13/18	28	12	11
LeBron James	at Memphis	1/13/09	30	11	10	LeBron James	at Chicago	3/17/18	33	13	12
LeBron James	vs. Sacramento	1/27/09	23	15	11	LeBron James	vs. Milwaukee	3/19/18	40	12	10
LeBron James	vs. Miami	3/7/09	14	10	12	LeBron James	vs. Dallas	4/1/18	16	13	12
LeBron James	at L.A. Clippers	3/10/09	32	13	11	LeBron James	at Philadelphia	4/6/18	44	11	11
LeBron James	at Phoenix	3/12/09	34	10	13	LeBron James	vs. Indiana*	4/15/18	24	10	12
LeBron James	vs. Portland	3/19/09	26	11	10	LeBron James	at Toronto*	5/1/18	26	11	13
LeBron James	vs. Orlando*	5/28/09	37	14	12	LeBron James	at Boston*	5/15/18	42	10	12
LeBron James	at Toronto	10/28/09	23	11	12	LeBron James	vs. Golden State*	6/6/18	33	10	11
LeBron James	at Sacramento (OT)	12/23/09	34	16	10						

*Playoff Game

Cavaliers 20-20 Club

(20 points & 20 rebounds in one game)

Player	Opponent	Date	Pts	Rebs	Player	Opponent	Date	Pts	Rebs
Walt Wesley	at Portland	2/21/71	30	21	Cliff Robinson	vs. Dallas	2/16/83	23	22
Walt Wesley	at Baltimore	12/26/71	20	21	Cliff Robinson	vs. Detroit (OT)	1/31/84	32	21
Rick Roberson	vs. Houston	3/4/72	23	25	Cliff Robinson	vs. Boston	4/3/84	26	21
Rick Roberson	at Golden State	3/7/72	23	22	Brad Daugherty	at Sacramento	3/8/91	21	24
Elmore Smith	vs. Washington	2/2/78	32	24	Brad Daugherty*	vs. New Jersey	5/9/93	24	20
Elmore Smith	vs. New Orleans	2/7/78	21	20	Michael Cage	at San Antonio	1/10/96	20	20
Elmore Smith	at Golden State	3/8/78	22	20	Shawn Kemp	vs. Portland	1/20/98	31	20
Kenny Carr	vs. New York	2/12/81	27	20	Carlos Boozer	vs. Seattle	1/20/04	32	20
Cliff Robinson	at Washington	1/20/83	22	23	Carlos Boozer	at Dallas	3/30/04	23	20
					Anderson Varejao	vs. Boston	1/31/12	20	20

*Playoff Game

Cavaliers Biggest Margin Overcome

					1Q.	2Q.	3Q.	4Q.	OT	2OT	TOT
After One Quarter:	21	2/23/04 vs. New Orleans	Cle.	16	29	28	31	104			
		Won, 104-100	N.O.	37	22	18	23	100			
After Two Quarters:	19	2/8/75 vs. Kansas City	Cle.	18	13	27	27	7			92
		Won, 92-91 (OT)	K.C.	22	28	17	18	6			91
After Three Quarters:	19	11/10/04 vs. Phoenix	Cle.	24	25	17	33	15			114
		Won, 114-109 (OT)	Phx.	23	27	35	14	10			109
		2/24/20 vs. Miami	Cle.	21	35	24	31	14			125
		Won, 125-119 (OT)	Mia	29	39	31	12	8			119

Cavaliers Biggest Blown Leads

					1Q.	2Q.	3Q.	4Q.	OT	TOT
After One Quarter:	22	1/12/18 at Indiana	Cle.	34	24	16	21			95
		Lost, 95-97	Ind.	12	32	32	21			97
After Two Quarters:	24	12/17/72 vs. Houston	Cle.	33	32	28	16			109
		Lost, 109-110	Hou.	24	17	39	30			110
After Three Quarters:	26	4/9/17 at Atlanta	Cle.	38	27	28	18	14		125
		Lost, 125-126 (OT)	Atl.	21	25	21	44	15		126

Cavaliers All-Time Among NBA Statistical Leaders

SCORING			
Player	Season	Rank	AVG
Austin Carr	1972-73	17	20.5
Lenny Wilkens	1972-73	17	20.5
Austin Carr	1973-74	13	21.9
Campy Russell	1978-79	16	21.9
Mike Mitchell	1979-80	10	22.2
Mike Mitchell	1980-81	8	24.5
World B. Free	1982-83	8	23.9
World B. Free	1983-84	14	22.3
World B. Free	1984-85	15	22.5
World B. Free	1985-86	10	23.4
Ron Harper	1986-87	16	22.9
Brad Daugherty	1990-91	16	21.6
Brad Daugherty	1991-92	13	21.5
Brad Daugherty	1992-93	19	20.2
Shawn Kemp	1998-99	12	20.5
LeBron James	2003-04	13	20.9
LeBron James	2004-05	3	27.2
LeBron James	2005-06	3	31.4
LeBron James	2006-07	4	27.3
LeBron James	2007-08	1	30.0
LeBron James	2008-09	2	28.4
LeBron James	2009-10	2	29.7
Kyrie Irving	2013-14	14	20.8
LeBron James	2014-15	3	25.3
Kyrie Irving	2014-15	9	21.7
LeBron James	2015-16	5	25.3
LeBron James	2016-17	8	26.4
Kyrie Irving	2016-17	11	25.2
LeBron James	2017-18	3	27.5

3-PT. FIELD GOAL PERCENTAGE (Top 10)			
Player	Season	Rank	AVG
Mike Bratz	1980-81	4	.337
World B. Free	1984-85	7	.368
World B. Free	1985-86	5	.420
Mark Price	1987-88	2	.486
Mark Price	1988-89	3	.441
Steve Kerr	1989-90	1	.507
Craig Ehlo	1989-90	7	.419
Craig Ehlo	1991-92	6	.413
Mark Price	1992-93	6	.416
Bobby Phills	1995-96	7	.441
Wesley Person	1997-98	7	.430
Wesley Person	1999-00	10	.424
Wesley Person	2001-02	9	.444
Daniel Gibson	2007-08	5	.440
Daniel Gibson	2009-10	3	.477
Mo Williams	2009-10	9	.429
Spencer Hawes	2013-14	10	.416
Kyrie Irving	2014-15	8	.415
Kyle Korver	2016-17	1	.451
Kyle Korver	2017-18	6	.436

FIELD GOAL PERCENTAGE (Top 20)			
Player	Season	Rank	AVG
Dick Snyder	1974-75	9	.504
Larry Nance	1988-89	9	.539
Brad Daugherty	1991-92	4	.570
Brad Daugherty	1992-93	2	.571
Larry Nance	1992-93	7	.549
Tyrone Hill	1996-97	2	.600
Clarence Weatherspoon	2000-01	10	.501
Carlos Boozer	2002-03	3	.536
Carlos Boozer	2003-04	6	.523
Timofey Mozgov	2014-15	4	.555
LeBron James	2016-17	10	.548



Cavaliers All-Time Among NBA Statistical Leaders

REBOUNDING (Top 10)

Player	Season	Rank	AVG
Kenny Carr	1980-81	6	10.3
Cliff Robinson	1982-83	7	11.1
Cliff Robinson	1983-84	8	10.3
Brad Daugherty	1990-91	6	10.9
Tyrone Hill	1994-95	5	10.9
Tyrone Hill	1996-97	10	9.9
Carlos Boozer	2003-04	5	11.4
Kevin Love	2016-17	8	11.1
Andre Drummond	2019-20	1	15.2
Tristan Thompson	2019-20	10	10.1

BLOCKED SHOTS (Top 10)

Player	Season	Rank	AVG
Jim Chones	1974-75	10	1.67
Elmore Smith	1976-77	10	2.06
Elmore Smith	1977-78	8	2.17
Roy Hinson	1983-84	6	1.81
Roy Hinson	1984-85	6	2.28
Larry Nance	1987-88	6	2.37
John Williams	1987-88	9	1.88
Larry Nance	1988-89	5	2.82
John Williams	1989-90	10	2.04
Larry Nance	1990-91	6	2.50
Larry Nance	1991-92	3	3.00
Larry Nance	1992-93	6	2.57
Zydrunas Ilgauskas	2003-04	7	2.48
Zydrunas Ilgauskas	2004-05	8	2.12
Andre Drummond	2019-20	9	1.63

FREE THROW PERCENTAGE (Top 10)

Player	Season	Rank	AVG
Walt Frazier	1977-78	10	.850
James Silas	1981-82	6	.860
Mark Price	1988-89	4	.901
Mark Price	1989-90	10	.888
Mark Price	1991-92	1	.947
Mark Price	1992-93	1	.948
Mark Price	1993-94	5	.888
Mark Price	1994-95	2	.914
Terrell Brandon	1995-96	3	.887
Terrell Brandon	1996-97	2	.902
Derek Anderson	1997-98	4	.873
Mo Williams	2008-09	5	.912
Mo Williams	2009-10	7	.894
Kyrie Irving	2015-16	10	.885
Kyrie Irving	2016-17	3	.905

STEALS (Top 10)

Player	Season	Rank	AVG
Foote Walker	1977-78	6	2.17
Foote Walker	1978-79	4	2.36
Foote Walker	1979-80	9	2.04
Ron Harper	1986-87	4	2.55
Ron Harper	1988-89	8	2.26
Brevin Knight	1997-98	2	2.45
LeBron James	2004-05	3	2.21
LeBron James	2007-08	10	1.84
LeBron James	2008-09	8	1.69
LeBron James	2009-10	9	1.64
LeBron James	2009-10	9	1.64
Andre Drummond	2019-20	3	1.91

ASSISTS (Top 10)

Player	Season	Rank	AVG
Lenny Wilkens	1972-73	2	8.4
Lenny Wilkens	1973-74	3	7.1
Foote Walker	1977-78	7	5.6
Foote Walker	1979-80	3	8.0
Geoff Huston	1981-82	8	7.6
John Bagley	1984-85	5	8.6
John Bagley	1985-86	4	9.4
Mark Price	1988-89	8	8.4
Mark Price	1989-90	7	9.1
Mark Price	1991-92	10	7.4
Mark Price	1992-93	10	8.0
Mark Price	1993-94	9	7.8
Brevin Knight	1997-98	8	8.2
Brevin Knight	1998-99	7	7.7
Andre Miller	2000-01	6	8.0
Andre Miller	2001-02	1	10.9
Jeff McInnis	2003-04	10	6.1
LeBron James	2004-05	6	7.2
LeBron James	2007-08	8	7.2
LeBron James	2008-09	9	7.2
LeBron James	2009-10	6	8.6
LeBron James	2014-15	7	7.4
LeBron James	2015-16	9	6.8
LeBron James	2016-17	6	8.7
LeBron James	2017-18	2	9.1

Overtime Games Team-By-Team

Date	Site	Cle	Opp	W/L	Date	Site	Cle	Opp	W/L
ATLANTA					CHICAGO				
2/8/73	Atlanta	136	132	W	3/20/84	Chicago	104	108	L
1/7/75	Atlanta	112	113	L	2/26/85	Chicago	123	118	W
2/1/75	Cleveland	112	109	W	10/25/85	Chicago	115	116	L
2/23/75	Cleveland	111	105	W	11/16/85	Chicago	132	128	W
2/29/80	Atlanta	103	111	L	1/14/88	Cleveland	91	88	W
1/9/81	Atlanta	108	107	W	3/25/88	Cleveland	110	111	L
3/14/81	Atlanta	112	110	W	11/3/89	Chicago	119	124	L
11/24/81	Atlanta	92	94	L	3/28/90	Cleveland	113	117	L
12/9/81	Cleveland	112	108	W	3/15/99	Chicago	89	85	W
3/23/85	Cleveland	86	91	L	3/2/00	Chicago	114	110	W
11/17/89	Cleveland	131	125	W	3/31/05	Chicago	90	102	L
4/13/93	Atlanta (2 OT)	112	109	W	3/31/07	Chicago	112	108	W
11/8/97	Cleveland	97	99	L	1/15/09	Chicago	93	102	L
4/13/02	Atlanta (2 OT)	123	128	L	10/31/14	Chicago	114	108	W
1/25/03	Cleveland	101	102	L	DALLAS				
11/7/06	Cleveland	95	104	L	3/16/85	Dallas	135	128	W
3/21/12	Atlanta	102	103	L	1/20/90	Dallas	96	105	L
12/26/13	Cleveland (2OT)	125	127	L	3/20/95	Cleveland (2 OT)	100	102	L
4/1/16	Atlanta	110	108	W	12/3/95	Cleveland	108	107	W
4/9/17	Atlanta	125	126	L	1/27/98	Dallas	77	84	L
BOSTON					1/12/16	Dallas	110	107	W
1/16/87	Boston	128	133	L	DENVER				
4/19/91	Cleveland	124	117	W	1/21/95	Denver (2 OT)	101	100	W
4/11/97	Boston	101	103	L	1/16/97	Denver	87	88	L
12/18/04	Cleveland	107	114	L	2/18/10	Cleveland	116	118	L
2/15/06	Boston (2 OT)	113	109	W	DETROIT				
1/27/07	Cleveland	109	104	W	3/28/73	Cleveland	119	131	L
BROOKLYN/NEW JERSEY					1/12/74	Detroit	117	112	W
12/16/77	New Jersey	106	116	L	1/7/76	Detroit	118	119	L
12/14/94	New Jersey (2 OT)	95	88	W	1/29/78	Detroit	116	120	L
3/23/11	Cleveland	94	98	L	3/18/80	Detroit	108	107	W
4/8/12	New Jersey	117	122	L	4/18/82	Cleveland	113	116	L
2/13/19	Cleveland (3OT)	139	148	L	1/14/84	Cleveland	131	132	L
CHARLOTTE					1/31/84	Cleveland	114	112	W
12/28/93	Cleveland	127	115	W	12/18/93	Detroit	92	98	L
2/20/94	Charlotte	105	101	W	3/27/98	Cleveland	88	87	W
11/15/94	Cleveland	89	86	W	1/25/00	Cleveland	116	107	W
1/10/95	Cleveland	108	116	L	2/3/01	Cleveland	81	88	L
4/7/97	Cleveland	105	110	L	12/18/02	Cleveland	106	111	L
12/26/00	Charlotte	110	115	L	12/20/02	Detroit	107	109	L
1/11/05	Cleveland	100	98	W	3/7/07	Detroit	101	97	W
3/22/06	Cleveland	120	118	W	4/13/16	Cleveland	110	112	L
3/20/07	Charlotte	100	108	L	1/9/20	Detroit	115	112	W
1/11/08	Cleveland (2OT)	113	106	W					
4/5/14	Cleveland	94	96	L					

Overtime Games Team-By-Team (Continued)

Date	Site	Cle	Opp	W/L	Date	Site	Cle	Opp	W/L
GOLDEN STATE					MIAMI				
12/19/79	Golden St.	128	125	W	3/18/00	Cleveland	90	92	L
11/10/82	Golden St.	132	120	W	11/24/01	Cleveland	100	96	W
2/4/88	Cleveland	90	96	L	12/21/01	Miami	86	81	W
11/12/92	Golden St. (2 OT)	126	122	W	1/21/02	Cleveland	93	95	L
1/14/95	Golden St.	103	97	W	4/5/07	Cleveland	90	94	L
3/13/97	San Jose	95	101	L	4/10/17	Miami	121	124	L
1/20/07	Golden St.	106	104	W	2/24/20	Cleveland	125	119	W
12/29/13	Cleveland	104	108	L	MILWAUKEE				
HOUSTON					2/10/78	Milwaukee	98	108	L
11/28/79	Houston	111	113	L	12/28/85	Cleveland	112	114	L
1/8/80	Cleveland	115	118	L	3/25/89	Milwaukee	105	113	L
3/26/06	Houston	104	102	W	12/5/90	Milwaukee	109	113	L
3/1/15	Houston	103	105	L	3/8/02	Milwaukee	115	109	W
INDIANA					12/9/02	Cleveland (2 OT)	133	140	L
4/15/83	Indiana	132	124	W	12/17/07	Cleveland (2 OT)	104	99	W
3/31/84	Cleveland	119	120	L	2/10/12	Cleveland	112	113	L
2/14/90	Cleveland	131	133	L	12/20/13	Cleveland	114	111	W
1/22/92	Cleveland	119	115	W	11/14/15	Milwaukee (2 OT)	105	108	L
12/26/93	Cleveland	107	103	W	12/20/16	Milwaukee	114	108	W
4/18/01	Cleveland	101	105	L	MINNESOTA				
11/3/04	Cleveland (2 OT)	104	109	L	2/2/91	Cleveland	113	110	W
12/30/11	Indiana	91	98	L	3/21/00	Minnesota	107	111	L
4/11/12	Cleveland	98	104	L	2/7/18	Cleveland	140	138	W
2/1/16	Indiana	111	106	W	NEW ORLEANS				
4/2/17	Cleveland (2 OT)	135	130	W	3/28/05	New Orleans	109	108	W
L.A. CLIPPERS/SAN DIEGO/BUFFALO					12/4/15	New Orleans	108	114	L
10/15/71	Cleveland	109	111	L	NEW YORK				
11/20/75	Cleveland	115	118	L	10/17/71	Cleveland	120	121	L
3/17/82	Cleveland	113	107	W	12/18/76	New York	113	115	L
1/19/97	Los Angeles (2 OT)	107	102	W	10/25/77	New York	117	112	W
11/30/05	Cleveland	112	105	W	2/14/78	Cleveland	136	127	W
2/11/11	Cleveland	126	119	W	11/26/80	Cleveland	113	119	L
11/17/17	Cleveland	118	113	W	12/30/81	Cleveland	108	110	L
LOS ANGELES LAKERS					4/12/85	New York	109	108	W
12/11/73	Cleveland	101	100	W	2/17/90	New York	108	119	L
1/22/74	Los Angeles	111	110	W	11/7/93	Cleveland	107	115	L
1/11/77	Cleveland	99	101	L	4/7/94	New York	94	97	L
11/15/77	Los Angeles	102	95	W	3/14/98	Cleveland	88	85	W
1/29/80	Cleveland (4 OT)	154	153	W	4/12/03	Cleveland	104	99	W
3/13/92	Cleveland	109	107	W	12/18/10	Cleveland	109	102	W
2/4/04	Cleveland	106	111	L	2/3/20	Cleveland	134	139	L
MEMPHIS/VANCOUVER									
2/21/00	Cleveland	109	108	W					
11/29/03	Cleveland (2 OT)	115	122	L					
1/15/08	Memphis	132	124	W					
12/8/09	Memphis	109	111	L					
2/9/14	Cleveland	91	83	W					

Overtime Games Team-By-Team (Continued)

Date	Site	Cle	Opp	W/L	Date	Site	Cle	Opp	W/L
ORLANDO					SAN ANTONIO				
11/8/89	Cleveland	110	117	L	1/7/78	Cleveland	107	109	L
2/15/95	Cleveland	100	99	W	12/14/90	Cleveland	106	116	L
11/19/97	Cleveland	93	96	L	11/8/91	San Antonio	101	107	L
3/6/98	Orlando	89	91	L	2/28/02	Cleveland	114	107	W
12/25/03	Orlando	101	113	L	3/12/15	San Antonio	128	125	W
2/27/04	Orlando	112	107	W	1/21/17	Cleveland	115	118	L
11/13/05	Orlando	108	100	W	12/12/19	San Antonio	117	109	W
11/14/07	Cleveland	116	117	L	3/8/20	Cleveland	132	129	W
1/2/14	Cleveland	87	81	W	SEATTLE				
PHILADELPHIA					12/3/72	Cleveland	105	103	W
1/12/73	Pittsburgh (2 OT)	113	109	W	11/14/75	Seattle	97	100	L
2/11/81	Philadelphia	120	122	L	12/23/88	Cleveland	119	107	W
2/23/84	Cleveland	116	109	W	3/5/91	Seattle	113	111	W
3/17/86	Cleveland	112	118	L	11/14/91	Cleveland	115	109	W
2/5/92	Philadelphia	110	108	W	3/2/93	Seattle	105	108	L
12/3/99	Cleveland	100	102	L	3/5/96	Cleveland (2 OT)	101	107	L
3/14/00	Cleveland	97	98	L	3/1/01	Cleveland	99	101	L
11/15/03	Cleveland	91	88	W	TORONTO				
1/24/07	Cleveland (2 OT)	115	118	L	4/16/99	Toronto	91	90	W
4/15/09	Cleveland	110	111	L	2/26/10	Toronto	126	118	W
11/9/13	Cleveland (2 OT)	127	125	W	UTAH				
PHOENIX					12/19/86	Cleveland (2 OT)	128	134	L
12/19/75	Phoenix (2 OT)	128	124	W	12/11/89	Utah	113	110	W
11/10/04	Cleveland	114	109	W	1/18/91	Cleveland	99	106	L
PORTLAND					1/17/04	Utah	102	96	W
10/18/74	Portland (4 OT)	129	131	L	WASHINGTON				
12/30/95	Cleveland (2 OT)	124	121	W	3/14/72	Baltimore	127	118	W
3/19/09	Cleveland	97	92	W	3/24/73	Baltimore	116	120	L
12/1/12	Cleveland (2 OT)	117	118	L	4/5/77	Cleveland	113	119	L
SACRAMENTO/KANSAS CITY					12/13/79	Cleveland	113	115	L
2/8/75	Cleveland	92	91	W	3/15/83	Washington	92	95	L
12/1/76	Kansas City	98	91	W	1/30/88	Cleveland	128	126	W
2/28/84	Kansas City (2 OT)	137	142	L	1/29/89	Baltimore	117	122	L
1/22/94	Sacramento	119	109	W	12/21/92	Washington	111	107	W
3/31/96	Sacramento	100	105	L	11/2/96	Washington	98	96	W
11/1/00	Cleveland (2 OT)	102	100	W	11/16/13	Washington	103	96	W
3/13/09	Sacramento	126	123	W	4/15/15	Cleveland	113	108	W
12/23/09	Sacramento	117	104	W	2/6/17	Washington (2 OT)	140	135	W
1/25/17	Cleveland	112	116	L					

Cavaliers Overtime Record

Season	GP	Home	Road	Neutral	Total	Pct.
1970-71	0	0-0	0-0	0-0	0-0	---
1971-72	3	0-2	1-0	0-0	1-2	.333
1972-73	5	1-1	1-1	1-0	3-2	.600
1973-74	3	1-0	2-0	0-0	3-0	1.000
1974-75	5	3-0	0-2	0-0	3-2	.600
1975-76	4	0-1	1-2	0-0	1-3	.250
1976-77	4	0-2	1-1	0-0	1-3	.250
1977-78	7	1-1	2-3	0-0	3-4	.429
1978-79	0	0-0	0-0	0-0	0-0	---
1979-80	7	1-2	2-2	0-0	3-4	.429
1980-81	4	0-1	2-1	0-0	2-2	.500
1981-82	5	2-2	0-1	0-0	2-3	.400
1982-83	3	0-0	2-1	0-0	2-1	.667
1983-84	6	2-2	0-2	0-0	2-4	.333
1984-85	4	0-1	3-0	0-0	3-1	.750
1985-86	4	0-2	1-1	0-0	1-3	.250
1986-87	2	0-1	0-1	0-0	0-2	0.000
1987-88	4	2-2	0-0	0-0	2-2	.500
1988-89	3	1-0	0-2	0-0	1-2	.333
1989-90	8	1-3	1-3	0-0	2-6	.250
1990-91	6	2-2	1-1	0-0	3-3	.500
1991-92	5	3-0	1-1	0-0	4-1	.800
1992-93	4	0-0	3-1	0-0	3-1	.750
1993-94	7	2-1	2-2	0-0	4-3	.571
1994-95	7	2-2	3-0	0-0	5-2	.714
1995-96	4	2-1	0-1	0-0	2-2	.500
1996-97	6	0-1	2-3	0-0	2-4	.333
1997-98	6	2-2	0-2	0-0	2-4	.333
1998-99	2	0-0	2-0	0-0	2-0	1.000
1999-00	7	2-3	1-1	0-0	3-4	.429
2000-01	5	1-3	0-1	0-0	1-4	.200
2001-02	6	2-1	2-1	0-0	4-2	.667
2002-03	5	1-3	0-1	0-0	1-4	.200
2003-04	6	1-2	2-1	0-0	3-3	.500
2004-05	6	2-2	1-1	0-0	3-3	.500
2005-06	5	2-0	3-0	0-0	5-0	1.000
2006-07	7	0-3	3-1	0-0	3-4	.429
2007-08	5	3-1	1-0	0-0	4-1	.800
2008-09	4	1-1	1-1	0-0	2-2	.500
2009-10	4	0-1	2-1	0-0	2-2	.500
2010-11	3	2-1	0-0	0-0	2-1	.667
2011-12	5	0-2	0-3	0-0	0-5	0.000
2012-13	1	0-1	0-0	0-0	0-1	0.000
2013-14	8	4-3	1-0	0-0	5-3	.625
2014-15	4	1-0	2-1	0-0	3-1	.750
2015-16	6	0-1	3-2	0-0	3-3	.500
2016-17	7	1-2	2-2	0-0	3-4	.429
2017-18	2	2-0	0-0	0-0	2-0	1.000
2018-19	1	0-1	0-0	0-0	0-1	.000
2019-20	5	2-1	2-0	0-0	4-1	.800
50 Years	230	55-64	59-51	1-0	115-115	.500
		.462	.536	1.000		

NBA Honors Won by Cavaliers

Most Valuable Player		All-NBA Team	
LeBron James	2008-09	Mark Price	3rd team 1988-89
LeBron James	2009-10	Mark Price	3rd team 1991-92
NBA Finals Most Valuable Player		Brad Daugherty	3rd team 1991-92
LeBron James	2016	Mark Price	1st team 1992-93
All-Star Game		Mark Price	3rd team 1993-94
John Johnson	1971	LeBron James	2nd team 2004-05
Butch Beard	1972	LeBron James	1st team 2005-06
John Johnson	1972	LeBron James	2nd team 2006-07
Lenny Wilkens	1973	LeBron James	1st team 2007-08
Austin Carr	1974	LeBron James	1st team 2008-09
Campy Russell	1979	LeBron James	1st team 2009-10
Mike Mitchell	1981	LeBron James	1st team 2014-15
Brad Daugherty	1988	Kyrie Irving	3rd team 2014-15
Brad Daugherty	1989	LeBron James	1st team 2015-16
Larry Nance	1989	LeBron James	1st team 2016-17
Mark Price	1989	LeBron James	1st team 2017-18
Lenny Wilkens (Head Coach)	1989	All-Defensive Team	
Brad Daugherty	1991	Jim Brewer	2nd team 1975-76
Brad Daugherty	1992	Jimmy Clemons	2nd team 1975-76
Mark Price	1992	Jim Brewer	2nd team 1976-77
Brad Daugherty	1993	Larry Nance	1st team 1988-89
Larry Nance	1993	Larry Nance	2nd team 1991-92
Mark Price	1993	Larry Nance	2nd team 1992-93
Mark Price	1994	Bobby Phills	2nd team 1995-96
Tyrone Hill	1995	LeBron James	1st team 2008-09
Terrell Brandon	1996	LeBron James	1st team 2009-10
Terrell Brandon	1997	Anderson Varejao	2nd team 2009-10
Shawn Kemp (starter)	1998	All-Rookie Team	
Zydrunas Ilgauskas	2003	Austin Carr	1st team 1971-72
LeBron James (starter)	2005	Dwight Davis	1st team 1972-73
Zydrunas Ilgauskas	2005	Brad Daugherty	1st team 1986-87
LeBron James (starter, MVP)	2006	Ron Harper	1st team 1986-87
LeBron James (starter)	2007	John Williams	1st team 1986-87
LeBron James (starter, MVP)	2008	Terrell Brandon	2nd team 1991-92
LeBron James (starter)	2009	Brevin Knight	1st team 1997-98
Mo Williams	2009	Zydrunas Ilgauskas	1st team 1997-98
Mike Brown (Head Coach)	2009	Cedric Henderson	2nd team 1997-98
LeBron James (starter)	2010	Derek Anderson	2nd team 1997-98
Kyrie Irving	2013	Andre Miller	1st team 1999-00
Kyrie Irving (starter, MVP)	2014	Chris Mihm	2nd team 2000-01
LeBron James (starter)	2015	Carlos Boozer	2nd team 2002-03
Kyrie Irving	2015	LeBron James	1st team 2003-04
LeBron James (starter)	2016	Kyrie Irving	1st team 2011-12
Tyronn Lue (Head Coach)	2016	Tristan Thompson	2nd team 2011-12
LeBron James (starter)	2017	Dion Waiters	1st team 2012-13
Kyrie Irving (starter)	2017	Tyler Zeller	2nd team 2012-13
Kevin Love	2017	Collin Sexton	2nd team 2018-19
LeBron James (starter)	2018		
Kevin Love	2018		

NBA Honors (Continued)

Rookie of the Year		Player of the Month	
LeBron James	2003-04	LeBron James	Month Nov. '04
Kyrie Irving	2011-12	LeBron James	Month Jan. '05
Rookie of the Month		LeBron James	Month Nov. '05
Ron Harper	December 1986	LeBron James	Month March '06
Ron Harper	January 1987	LeBron James	Month March '07
Brad Daugherty	March 1987	LeBron James	Month Jan. '08
Carlos Boozer	April 2003	LeBron James	Month Feb. '08
LeBron James	November 2003	LeBron James	Month Oct./Nov. '08
LeBron James	December 2003	LeBron James	Month Jan. '09
LeBron James	January 2004	LeBron James	Month March '09
LeBron James	February 2004	LeBron James	Month April '09
LeBron James	March 2004	LeBron James	Month Oct./Nov. '09
LeBron James	April 2004	LeBron James	Month Dec. '09
Kyrie Irving	January 2012	LeBron James	Month Jan. '10
Kyrie Irving	February 2012	LeBron James	Month Feb. '10
Kyrie Irving	March 2012	LeBron James	Month Feb. '15
Dion Waiters	February 2013	LeBron James	Month Mar. '15
		LeBron James	Month Feb. '16
		LeBron James	Month Mar. '16
		LeBron James	Month Apr. '16
		LeBron James	Month Oct./Nov. '16
		LeBron James	Month Feb. '17
		LeBron James	Month Oct./Nov. '17
		LeBron James	Month Dec. '17
		LeBron James	Month Feb. '18
		LeBron James	Month Mar./Apr. '18

Player of the Week

Mike Mitchell	Week ending	12/30/79	LeBron James	Week ending	1/26/09
Kenny Carr	Week ending	2/1/81	LeBron James	Week ending	2/9/09
Mike Mitchell	Week ending	2/22/81	LeBron James	Week ending	3/16/09
World B. Free	Week ending	1/13/85	LeBron James	Week ending	3/23/09
John Williams	Week ending	11/30/86	LeBron James	Week ending	11/22/09
Ron Harper	Week ending	2/5/89	LeBron James	Week ending	12/27/09
Brad Daugherty	Week ending	11/17/91	LeBron James	Week ending	1/10/10
Larry Nance	Week ending	2/2/92	LeBron James	Week ending	1/24/10
Terrell Brandon	Week ending	12/3/95	LeBron James	Week ending	2/7/10
Terrell Brandon	Week ending	12/22/96	LeBron James	Week ending	2/28/10
Wesley Person	Week ending	12/7/97	Kyrie Irving	Week ending	1/27/13
Andre Miller	Week ending	12/9/01	Kyrie Irving	Week ending	12/15/13
Andre Miller	Week ending	2/17/02	LeBron James	Week ending	11/16/14
Carlos Boozer	Week ending	1/25/04	LeBron James	Week ending	11/30/14
Zydrunas Ilgauskas	Week ending	3/14/04	LeBron James	Week ending	1/25/15
LeBron James	Week ending	11/14/04	Kyrie Irving	Week ending	2/1/15
LeBron James	Week ending	11/28/04	Kyrie Irving	Week ending	3/15/15
LeBron James	Week ending	1/23/05	LeBron James	Week ending	11/22/15
LeBron James	Week ending	1/1/05	LeBron James	Week ending	1/10/16
LeBron James	Week ending	1/30/06	LeBron James	Week ending	3/6/16
LeBron James	Week ending	3/3/06	LeBron James	Week ending	3/27/16
LeBron James	Week ending	3/27/06	LeBron James	Week ending	4/3/16
LeBron James	Week ending	4/2/06	LeBron James	Week ending	10/30/16
LeBron James	Week ending	11/1/06	LeBron James	Week ending	11/6/16
LeBron James	Week ending	3/12/07	Kevin Love	Week ending	11/27/16
LeBron James	Week ending	11/25/07	LeBron James	Week ending	12/11/16
LeBron James	Week ending	1/6/08	LeBron James	Week ending	2/12/17
LeBron James	Week ending	2/24/08	LeBron James	Week ending	12/3/17
LeBron James	Week ending	11/10/08	LeBron James	Week ending	12/17/17
LeBron James	Week ending	11/17/08	LeBron James	Week ending	3/18/18
LeBron James	Week ending	12/29/08	LeBron James	Week ending	3/25/18

NBA Honors (Continued)

Sportsmanship Award		Coach of the Month	
Terrell Brandon	1996-97	George Karl	February 1985
J. Walter Kennedy Citizenship Award		Lenny Wilkens	April 1988
Austin Carr	1979-80	Lenny Wilkens	December 1988
Eric Snow	2004-05	Lenny Wilkens	February 1993
Luol Deng	2013-14	Mike Fratello	December 1994
LeBron James	2016-17	Mike Fratello	December 1995
Coach of the Year		Mike Brown	January 2008
Bill Fitch	1975-76	Mike Brown	December 2008
Mike Brown	2008-09	Mike Brown	February 2009
Executive of the Year		Mike Brown	March 2009
Wayne Embry	1991-92	Mike Brown	December 2009
Wayne Embry	1997-98	David Blatt	March 2015
Danny Ferry	2008-09	David Blatt	October/November 2015
		Tyrone Lue	October/November 2016

All-Star Weekend

Long Distance Shootout			Skills Challenge		
Mark Price	5th place	1988	LeBron James	2nd place	2006
Craig Ehlo	5th place	1990	LeBron James	3rd place	2007
Mark Price	7th place	1990	Mo Williams	3rd place	2009
Craig Ehlo	6th place	1992	Kyrie Irving	6th place	2012
Mark Price	1st place	1993	2-Ball Contest		
Mark Price	1st place	1994	Wesley Person/ Michelle Edwards	7th place	1998
Bob Sura	8th place	2000	Trajan Langdon/ Eva Nemcova	2nd place	2001
Wesley Person	2nd place	2002	Rookie Challenge		
Damon Jones	5th place	2007	Chris Mills		1994
Daniel Gibson	2nd place	2008	Bob Sura		1996
Daniel Gibson	5th place	2011	Vitaly Potapenko		1997
Kyrie Irving	1st place	2013	Zydrunas Ilgauskas (MVP)		1998
Kyrie Irving	T-4th place	2014	Brevin Knight		1998
Kyrie Irving	2nd place	2015	Cedric Henderson		1998
Slam Dunk Contest			Derek Anderson (DNP-inj.)		1998
Roy Hinson	7th place	1986	Andre Miller (rookie)		2000
Ron Harper	5th place	1987	Andre Miller (sophomore)		2001
Ron Harper	7th place	1989	Chris Mihm (sophomore)		2002
Bob Sura	5th place	1997	Carlos Boozer (rookie)		2003
Larry Nance Jr.	2nd place	2018	Dajuan Wagner (rookie)		2003
Three-Point Contest			Carlos Boozer (sophomore)		2004
Mark Price	5th place	1988	LeBron James (rookie)		2004
Craig Ehlo	5th place	1990	LeBron James (sophomore)		2005
Mark Price	7th place	1990	Daniel Gibson (sophomore) (MVP)		2008
Craig Ehlo	6th place	1992	Kyrie Irving (rookie) (MVP)		2012
Mark Price	1st place	1993	Tristan Thompson (rookie, Team Shaq)		2012
Mark Price	1st place	1994	Kyrie Irving (soph., Team Shaq)		2013
Bob Sura	8th place	2000	Tristan Thompson (soph., Team Chuck)		2013
Wesley Person	2nd place	2002	Dion Waiters (rook., Team Shaq)		2013
Damon Jones	5th place	2007	Tyler Zeller (rook., Team Shaq)		2013
Daniel Gibson	2nd place	2008	Dion Waiters (soph., Team Hill)		2014
Daniel Gibson	5th place	2011	Matthew Dellavedova (soph., World Team)		2015
Kyrie Irving	1st place	2013	Cedi Osman (soph., World Team)		2019
Kyrie Irving	T-4th place	2014	Collin Sexton (soph. US Team)		2020
Kyrie Irving	2nd place	2015			
Kyrie Irving	2nd place	2017			

Cavaliers Attendance

Year	Home		Road		Overall	
	Total	Avg	Total	Avg	Total	Avg
1970-71	144,252	3,518	242,113	5,905	386,365	4,712
1971-72	214,119	5,222	280,791	6,849	494,910	6,035
1972-73	186,477	4,548	304,670	7,431	491,147	5,990
1973-74	164,520	4,013	315,826	7,703	480,346	5,858
1974-75	334,582	8,161	314,048	7,660	648,630	7,910
1975-76	519,010	12,659	391,835	9,557	910,845	11,108
1976-77	570,445	13,913	474,058	11,562	1,044,503	12,738
1977-78	454,961	11,097	432,977	10,560	887,938	10,829
1978-79	325,616	7,942	412,407	10,059	738,023	9,000
1979-80	322,788	7,873	393,086	9,587	715,874	8,730
1980-81	224,489	5,475	371,319	9,057	595,808	7,266
1981-82	236,523	5,769	353,066	8,611	589,589	7,190
1982-83	160,537	3,916	344,836	8,411	505,373	6,163
1983-84	208,095	5,075	363,813	8,873	571,908	6,974
1984-85	323,984	7,902	394,947	9,633	718,931	8,767
1985-86	390,842	9,533	443,651	10,821	834,493	10,177
1986-87	447,125	10,905	476,874	11,631	923,999	11,268
1987-88	504,847	12,313	528,617	12,893	1,033,464	12,603
1988-89	730,925	17,827	654,989	15,975	1,385,914	16,901
1989-90	695,710	16,969	626,806	15,288	1,322,516	16,128
1990-91	623,906	15,217	606,315	14,788	1,230,221	15,003
1991-92	677,408	16,522	635,346	15,496	1,312,754	16,009
1992-93	751,469	18,329	634,903	15,485	1,386,372	16,907
1993-94	753,686	18,383	643,195	15,688	1,396,881	17,035
1994-95	833,850	20,338	643,013	15,683	1,476,863	18,011
1995-96	730,095	17,807	681,421	16,620	1,411,516	17,214
1996-97	692,684	16,895	674,673	16,455	1,367,357	16,675
1997-98	694,629	16,942	692,575	16,892	1,387,204	16,917
1998-99	352,992	14,120	448,177	17,927	801,169	16,023
1999-00	603,702	14,724	682,333	16,642	1,286,035	15,683
2000-01	650,775	15,873	658,631	16,064	1,309,406	15,968
2001-02	596,115	14,539	648,186	15,809	1,244,301	15,174
2002-03	471,374	11,497	659,607	16,088	1,130,981	13,792
2003-04	749,808	18,288	768,955	18,755	1,518,763	18,522
2004-05	784,249	19,128	749,316	18,276	1,533,565	18,702
2005-06	792,391	19,327	770,841	18,801	1,563,232	19,064
2006-07	837,883	20,436	776,561	18,941	1,614,444	19,688
2007-08	839,074	20,465	737,681	17,992	1,576,755	19,229
2008-09	841,000	20,512	774,879	18,899	1,615,879	19,706
2009-10	843,042	20,562	787,239	19,201	1,630,281	19,881
2010-11	824,595	20,112	664,201	16,200	1,488,796	18,156
2011-12	525,577	15,927	551,860	16,723	1,077,437	16,325
2012-13	663,882	16,192	688,014	16,781	1,351,896	16,487
2013-14	710,522	17,330	712,550	17,379	1,423,072	17,355
2014-15	843,042	20,562	775,537	18,916	1,618,579	19,739
2015-16	843,042	20,562	775,317	18,910	1,618,359	19,736
2016-17	843,042	20,562	779,880	19,021	1,622,922	19,792
2017-18	843,042	20,562	781,477	19,060	1,624,519	19,811
2018-19	793,337	19,350	722,921	17,632	1,516,258	18,491
2019-20	643,008	17,861	529,374	18,254	1,172,382	18,037
50 Years	28,813,068	14,271	28,775,707	14,349	57,588,775	14,234

Cavaliers Attendance Records

Cavaliers Largest Home Crowds at the Cleveland Arena

11,178 — L.A. Lakers, Jan. 5, 1972
 11,044 — New York, Feb. 3, 1973
 10,819 — L.A. Lakers, Mar. 22, 1972
 10,409 — Boston, Feb. 25, 1973
 10,289 — Cincinnati, Mar. 26, 1972

Cavaliers Largest Home Crowds at The Coliseum

21,130 — Washington, Feb. 8, 1976
 20,900 — Boston, Mar. 15, 1985
 20,900 — Boston, Oct. 26, 1985
 20,900 — L.A. Lakers, Dec. 20, 1985
 20,900 — Boston, Jan. 23, 1988

Cavaliers Largest Home Crowds At Quicken Loans Arena 20,562 - 463 occasions, 1994-2018

Cavaliers Largest Playoff Crowds

23,058 — Chicago, Apr. 25, 2010	21,564 — Boston, May 11, 1976	21,313 — Washington, Apr. 22, 1976
22,991 — Chicago, Apr. 22, 2010	21,564 — Boston, May 14, 1976	21,061 — Washington, Apr. 17, 1976
21,564 — Washington, Apr. 29, 1976	21,564 — Boston, May 19, 1976	



The Cavs drafted Isaac Okoro with the No. 5 overall pick in the 2020 NBA Draft.

Cavaliers Draft Resume

1970 Expansion Draft

Player	Team
Butch Beard	Atlanta
Len Chappell	Milwaukee
Johnny Egan	L.A. Lakers
Bobby Lewis	San Francisco
McCoy McLemore	Detroit
Don Ohl	Atlanta
Walt Wesley	Chicago
Loy Peterson	Chicago
Luther Rackley	Cincinnati
Bobby Smith	San Diego
John Warren	New York

1973

1.	2	Jim Brewer	Minnesota
2.	26	Al Hornyak	Ohio State
3.	37	Jim O'Brien	Maryland
3.	40	Ozzie Edwards	Oklahoma City
3.	41	Jim Lister	Sam Houston
4.	57	Luke Witte	Ohio State
5.	74	John Coughran	California
6.	91	Willie Calvert	Abilene Christian
7.	108	Larry Farmer	UCLA
8.	125	John Ritter	Indiana
9.	142	Les Taylor	Murray State
10.	156	Dean Martin	Baldwin-Wallace

NBA Drafts

1970

Rd.	Pick	Player	College
1.	7	John Johnson	Iowa
2.	26	Dave Sorenson	Ohio State
3.	41	Surry Oliver	Stephen F. Austin
4.	60	Glen Vidnovic	Iowa
5.	75	Wayne Sokolowski	Ashland
6.	94	Joe Cooke	Indiana
7.	109	Narvis Anderson	Stephen F. Austin
8.	128	Walt Robertson	Loyola (Ill.)
9.	143	Tom Lagodich	Kent State
10.	162	Ken Johnson	Indiana

1971

1.	1	Austin Carr	Notre Dame
2.	18	Steve Patterson	UCLA
2.	35	Willie Long	New Mexico
3.	36	Gerald Lockett	Arkansas A&M
3.	41	Jackie Ridgle	California
4.	52	Cliff Harris	Hardin Simmons
5.	69	Brian Mahoney	Manhattan
6.	86	Mike Childress	Colorado State
7.	103	Tom Bush	Drake
8.	120	Charlie Davis	Wake Forest
9.	137	Rich Walker	Bowling Green
10.	153	Jim Meredith	Washington State

1972

1.	3	Dwight Davis	Houston
2.	24	Steve Hawes	Washington
4.	50	Hank Siemiontskowski	Villanova
5.	66	Sam Cash	California-Riverside
6.	83	Tom Parker	Kentucky
7.	100	Steve Davidson	West Texas State
8.	116	Roger Evans	Kent State
9.	132	Greg Starrick	Southern Illinois
10.	145	Kent Martens	Abilene Christian

1974

Rd.	Pick	Player	College
1.	8	Campy Russell	Michigan
3.	38	Foots Walker	West Georgia
3.	39	Kevin Restani	San Francisco
4.	57	Jim Foster	Connecticut
5.	75	Gary Novak	Notre Dame
6.	93	Aron Stewart	Richmond
7.	111	Mike Robinson	Michigan State
8.	129	Kerry Hughes	Wisconsin
9.	147	Jim Buskofsky	Upper Iowa
10.	164	Jim Kelly	Loras

1975

1.	15	John Lambert	Southern California
2.	28	Dan Roundfield	Central Michigan
2.	33	Mal Utley	St. John's
3.	45	Ted Hathaway	Cleveland State
4.	62	Eric Fernsten	San Francisco
5.	79	Jim Lee	Syracuse
5.	82	Mike Odemns	Western Kentucky
6.	99	Henry Ward	Jackson State
7.	116	Shawn Leftwick	Jacksonville
8.	136	Andre McCarter	UCLA
9.	152	Skip Howard	Bowling Green
10.	167	Eric Anderson	Macalester

1976

1.	15	Chuckie Williams	Kansas State
2.	32	Mo Howard	Maryland
3.	50	Gary Cole	Wisconsin-Parkside
4.	66	John Engles	Pennsylvania
5.	84	Ed Lawrence	McNeese State
6.	102	Harry Davis	Morris Brown
7.	120	John Britt	Western Kentucky
8.	123	Dave Koehler	Wisconsin
8.	138	Tim Sisneros	Middle Tennessee
10.	155	Bruce Parkinson	Purdue
10.	171	Elisha McSweeney	Mankato State

1977

2.	33	Ed Jordan	Rutgers
3.	55	Steve Grote	Michigan
4.	77	Melvin Jones	West Texas State
5.	99	Alphonso Smith	Jackson State
6.	121	Ron Cox	East Washington State
7.	141	Bob Riddle	Eastern Michigan
8.	160	Tom Cutter	Western Michigan

Cavaliers Draft Resume (Continued)

1978

1.	15	Mike Mitchell	Auburn
2.	33	Harry Davis	Florida State
3.	57	Ken Higgs	LSU
4.	78	Stan Rome	Clemson
5.	99	Ken Koenigs	Kansas
6.	123	Ron Bell	Virginia Tech
7.	143	Tony Smith	UNLV
8.	161	Roland Martin	Missouri Southern
9.	180	Steve Bayless	Central State (Ohio)
10.	194	Gary Winston	Army

1979

Rd.	Pick	Player	College
2.	26	Bruce Flowers	Notre Dame
3.	65	Bill Laimbeer	Notre Dame
4.	70	Rick Swing	The Citadel
5.	91	Matt Simpkins	Georgia Southern
6.	112	Joe Manning	North Texas State
7.	131	Steve Skaggs	Ohio University
8.	151	Mark Haymore	Massachusetts
9.	169	Tim Joyce	Ohio University
10.	188	Terry Peavy	Point Park

1980

1.	22	Chad Kinch	UNC-Charlotte
3.	53	Stuart House	Washington State
3.	55	Wayne Abrams	Southern Illinois
3.	68	Ron Jones	Illinois State
4.	77	Murray Brown	Florida State
5.	101	LaVon Williams	Kentucky
6.	123	Antonio Martin	Oral Roberts
8.	147	Leroy Berry	Wilmington (Ohio)
8.	166	Jim Ellinghausen	Ohio State
9.	187	Melvin Crafter	Central State (Ohio)

1981

3.	55	Mickey Dillard	Florida State
3.	59	Boo Bowers	American
4.	74	Ethan Martin	LSU
5.	96	Ken Page	New Mexico
6.	120	Aaron Strayhorn	Hawaii
7.	142	Andre Smith	Nebraska
8.	166	Glen Marcus	UAB
9.	187	Paul Roba	Cleveland State
10.	208	Greg Boone	Augsburg

1982

1.	12	John Bagley	Boston College
2.	28	David Magley	Kansas
3.	47	Mike Wilson	Marquette
4.	70	Reggie Hannah	South Alabama
5.	93	Terry White	UTEP
6.	116	Vince Reynolds	South Florida
7.	139	Randy Reed	Kansas State
8.	162	Monty Knight	VCU
9.	185	Tony Hafley	South Alabama
10.	206	Durand Walker	Marion

1983

1.	20	Roy Hinson	Rutgers
1.	24	Stewart Granger	Villanova
2.	27	John Garriss	Boston College
3.	50	Paul Thompson	Tulane
3.	56	Larry Anderson	UNLV
3.	66	Les Craft	Kansas State
3.	67	Derrick Hord	Kentucky
4.	73	Dwight Jones	Cincinnati
5.	96	Chris Logan	Holy Cross
6.	119	Mel McLaughlin	Central Michigan
7.	142	John Columbo	John Carroll
8.	165	Larry Tucker	Lewis (Ill.)
9.	187	Joe Brown	Georgia State
10.	208	Jon Hanley	Xavier (Ohio)

1984

Rd.	Pick	Player	College
1.	12	Tim McCormick	Michigan
2.	27	Ron Anderson	Fresno State
3.	50	Ben McDonald	UC-Irvine
3.	60	Leonard Mitchell	LSU
4.	73	Art Aaron	Northwestern
5.	96	Vince Hinch	Boise State
6.	119	Matt Doherty	North Carolina
7.	142	Joe Jakubick	Akron
8.	165	Elliot Beard	Oberlin
9.	187	John Shimko	Xavier (Ohio)
10.	209	Darrell Space	NE Illinois

1985

1.	9	Charles Oakley	Virginia Union
2.	30	Calvin Duncan	VCU
2.	45	John Williams	Tulane
3.	55	Herb Johnson	Tulsa
4.	79	Mark Davis	Old Dominion
5.	101	Gunther Behnke	West Germany
6.	125	Ricky Johnson	Illinois State
7.	147	Buzz Peterson	North Carolina

1986

1.	1	Brad Daugherty	North Carolina
1.	8	Ron Harper	Miami (Ohio)
2.	29	Johnny Newman	Richmond
3.	50	Kevin Henderson	Cal State-Fullerton
4.	73	Warren Martin	North Carolina
5.	96	Ben Davis	Gardner-Webb
6.	119	Gilbert Wilburn	New Mexico State
7.	142	Ralph Dalton	Georgetown

1987

1.	7	Kevin Johnson	California
2.	41	Kannard Johnson	Western Kentucky
3.	52	Donald Royal	Notre Dame
4.	75	Chris Dudley	Yale
4.	80	Carven Holcombe	Texas Christian
5.	98	Carl Lott	Texas Christian
6.	121	Harold Jensen	Villanova
7.	144	Michael Foster	South Carolina

1988

1.	22	Randolph Keys	Southern Mississippi
3.	64	Winston Bennett	Kentucky

Cavaliers Draft Resume (Continued)

1989		
1.	25	John Morton Seton Hall
2.	43	Chuck Brown North Carolina State
1990		
2.	52	Stefano Rusconi Ranger Varese
1991		
1.	11	Terrell Brandon Oregon
2.	39	Jimmy Oliver Purdue
1992		
No Selections		
1993		
1.	22	Chris Mills Arizona
1994		
2.	42	Gary Collier Tulsa
1995		
Rd.	Pick	Player College
1.	17	Bob Sura Florida State
2.	39	Donny Marshall Connecticut
1996		
1.	12	Vitaly Potapenko Wright State
1.	20	Zydrunas Ilgauskas Lithuania
2.	56	Reggie Geary Arizona
1997		
1.	13	Derek Anderson Kentucky
1.	16	Brevin Knight Stanford
2.	45	Cedric Henderson Memphis
1998		
2.	48	Ryan Stack South Carolina
1999		
1.	8	Andre Miller Utah
1.	11	Trajan Langdon Duke
2.	39	A.J. Bramlett Arizona
2000		
1.	8	Jamal Crawford Michigan
2001		
1.	8	DeSagana Diop Oak Hill Academy HS
1.	20	Brendan Haywood North Carolina
2.	36	Jeff Trepagnier Southern California
2002		
Rd.	Pick	Player College
1.	6	Dajuan Wagner Memphis
2.	35	Carlos Boozer Duke
2003		
1.	1	LeBron James St. Vincent-St. Mary HS
2.	30	Jason Kapono UCLA
2004		
1.	10	Luke Jackson Oregon
2005		
No Selections		
2006		
1.	25	Shannon Brown Michigan State
2.	42	Daniel Gibson Texas
2.	55	Ejike Ugboaja Nigeria

2007		
No Selections		
2008		
1.	19	J.J. Hickson North Carolina State
2009		
1.	30	Christian Eyenga Congo
2.	46	Danny Green North Carolina
2010		
No Selections		
2011		
1.	1	Kyrie Irving Duke
1.	4	Tristan Thompson Texas
2.	32	Justin Harper Richmond
2.	54	Milan Macvan Serbia
2012		
1.	4	Dion Waiters Syracuse
1.	24	Jared Cunningham Oregon State
2.	33	Bernard James Florida State
2.	34	Jae Crowder Marquette
2013		
1.	1	Anthony Bennett Nevada-Las Vegas
1.	19	Sergey Karasav Russia
2.	31	Allen Crabbe California
2.	33	Carrick Felix Arizona State
2014		
1.	1	Andrew Wiggins Kansas
2.	33	Joe Harris Virginia
2015		
1.	24	Tyus Jones Duke
2.	53	Sir'Dominic Pointer St. John's
2016		
No selections		
2017		
No selections		
2018		
1.	8	Collin Sexton Alabama
2019		
1.	5	Darius Garland Vanderbilt
1.	26	Dylan Windler Belmont
2020		
1.	5	Isaac Okoro Auburn



Darius Garland was the only rookie in the NBA this past season to tally at least 700 points, 225 assists and 100 three-pointers.

Cavalier Uniform Numbers

0 Lari Ketner Jeff McInnis C.J. Miles Kevin Love	4 Campy Russell Ron Harper Steve Kerr Sedric Toney Harold Miner Shawn Kemp Chris Mihm Tony Battie David Wesley Ben Wallace Antawn Jamison Luke Walton Iman Shumpert Jaron Blossomgame Kevin Porter Jr.	9 Randy Smith Mickey Dillard Larry Kenon Tony Campbell Dan Majerle Litterial Green Cedric Jackson Semih Erden Matthew Dellavedova Luol Deng Jared Cunningham Channing Frye Larry Sanders Dwyane Wade	13 James Silas John Amaechi Donny Marshall Michael Stewart Delonte West Tristan Thompson	19 Damon Jones
00 Milos Babic Benoit Benjamin Darnell Jackson Chris Andersen	5 Bobby Lewis Jimmy Cleamons Mike Evans John Bagley Steve Kerr Steve Colter Earl Boykins Kedrick Brown Coby Karl Ryan Hollins Kevin Jones Will Cherry J.R. Smith Marques Bolden	10 Joe Cooke Dick Snyder Walt Frazier Ron Brewer Stewart Granger Robert Smith Butch Graves John Battle Ryan Stack Anthony Johnson Milt Palacio Wally Szczerbiak Sergey Karasev John Holland Alec Burks Darius Garland	14 Foots Walker Lowes Moore Dirk Minniefield Bobby Phills Mark Hendrickson Ira Newble Danny Green Lester Hudson Shaun Livingston Henry Sims Sasha Kaun DeAndre Liggins Malik Newman	20 Campy Russell Chad Kinch Geoff Huston Scooter McCray Winston Bennett Greg Graham Johnny Newman Larry Robinson Bryant Stith Eric Snow Chris Quinn Timofey Mozgov Kay Felder Brandon Knight
1 Ken Higgs Darnell Valentine Terrell Brandon Wesley Person Carlos Boozer Stephen Graham Daniel Gibson Jarrett Jack James Jones Derrick Rose Rodney Hood Nik Stauskas Dante Exum	6 Larry Nance Mitchell Butler Shannon Brown Jerome Moiso Manny Harris Ben Uzoh Earl Clark Andrew Bogut	11* John Warren Walt Frazier Willie Smith Cliff Robinson Kevin Johnson Mike Sanders Terrell Brandon John Crotty Zydrunas Ilgauskas	15 Dave Sorenson Cornell Warner Chuckie Williams Butch Lee Roger Phegley Keith Herron Matt Harpring Cedric Simmons Jamario Moon Donald Sloan Marreese Speights Anthony Bennett London Perrantes Sam Dekker	21 Johnny Egan Butch Beard Campy Russell Mack Calvin Roger Phegley World B. Free Gerald Wilkins Antonio Lang Trajan Langdon Daniel Gibson Darius Miles J.J. Hickson Wayne Ellington Mychel Thompson Andrew Bynum A.J. Price Kendrick Perkins Jalen Jones Tyler Cook
2 Mo Howard Reggie Williams Mike Woodson Reggie Geary Scott Brooks Mark Bryant Jim Jackson Dajuan Wagner Flip Murray Mo Williams Kyrie Irving Collin Sexton	7* Bingo Smith	12 Kevin Williams Kevin Henderson Gerald Madkins Elmer Bennett Brevin Knight Bimbo Coles Lucious Harris Kevin Ollie Billy Thomas Joey Graham D.J. Kennedy Joe Harris Jordan McRae David Nwaba	16 Johnny Davis Gary Alexander Cedi Osman	22* Larry Nance Cliff Anderson Austin Carr Jim Chones Carl Nicks Mike Wilson Johnny Newman Chris Dudley Larry Nance Jr.
3 Elmore Smith Ennis Whatley Eddie Johnson Craig Ehlo Bob Sura Jeff Trepagnier Tierre Brown J.R. Bremer Sasha Pavlovic Sebastian Telfair Ramon Sessions Dion Waiters Kendrick Perkins Mike Dunleavy Derrick Williams Isaiah Thomas George Hill Patrick McCaw Kobi Simmons Cameron Payne Marquese Chriss Matt Mooney Andre Drummond	8 Scott Wedman Lonnie Shelton Tim Kempton Brian Skinner Mateen Cleaves Tarence Kinsey Christian Eyenga Jeremy Pargo Matthew Dellavedova Channing Frye Jordan Clarkson	17 Bobby Washington Michael Hawkins Smush Parker Anderson Varejao	18 McCoy McLemore Charlie Davis John Williams Kornel David Anthony Parker Mike Miller Lenny Wilkens Matthew Dellavedova	23 Gary Freeman Rowland Garrett Mike Bratz Bruce Flowers Tyrone Corbin John Morton Rod Higgins Carl Thomas Derek Anderson LeBron James

* Retired Jersey

Cavalier Uniform Numbers (Continued)

24 Fred Foster John Lambert Kevin Restani Keith Lee Chris Dudley Gerald Paddio Jimmy Oliver Chris Mills Andre Miller Jason Kapono Donyell Marshall Trey Johnson Samardo Samuels Shane Edwards Scotty Hopson Richard Jefferson Larry Nance Jr.	31 Richard Washington Randolph Keys Fred Roberts J.R. Reid Ricky Davis Zendon Hamilton Scot Pollard Jawad Williams Seth Curry Shawn Marion Deron Williams John Henson Matt Mooney	34* Austin Carr	44 Walt Wesley Luke Witte Kim Hughes Reggie Johnson Paul Mokeski Edgar Jones Michael Cage Shawnelle Scott Corie Blount Jiri Welsch Alan Henderson Leon Powe Luke Harangody	53 Melvin Turpin
25* Mark Price Gary Brokaw Terry Furlow Dave Robisch Darren Tillis Ron Anderson Ben McDonald	32 John Warren John Johnson Kenny Carr Roy Hinson Johnny Rogers Henry James Tyrone Hill Pete Chilcutt Chris Gatling Jelani McCoy Robert Traylor Larry Hughes Joe Smith Luke Walton Spencer Hawes Jeff Green Deng Adel Dean Wade	35 Rick Roberson Jimmy Clemons Don Ford Phil Hubbard Danny Ferry Clarence Weatherspoon Demetris Nichols	45 Luther Rackley Bob Rule Jeff Cook Cedric Henderson Kaniel Dickens A.J. Bramlett	54 Kent Benson Gary Voce Jay Guidinger Robert Traylor Lee Nailon John Garris
26 Kyle Korver	33 Bill Willoughby Bobby Wilkerson Paul Thompson Kannard Johnson Derrick Chievous Mike Sanders Donny Marshall Jumaine Jones Luke Jackson Devin Brown Shaquille O'Neal Alonzo Gee Brendan Haywood	36 Paul Thompson Omri Casspi	47 Scott Williams Len Chappell	55 Andrew DeClercq Eric Williams Lorenzen Wright Andrew Harrison J.P. Macura
27 Tony Dumas Dwayne Jones		40 Gary Suiter Greg Howard Barry Clemens Harry Davis Walter Jordan James Edwards Joe Courtney Tyler Zeller Edy Tavares	49 Steve Patterson Bill Robinzine Ben Poquette Bimbo Coles Arinze Onuaku	56 Jose Calderon
28 Alfonzo McKinnie		41 Eric Fernsten Bill Laimbeer Steve Hayes Geff Crompton Mark West Etdrick Bohannon Bruno Sundov Lance Allred Ante Zizic	50 Michael Doleac	57 Baron Davis
29 Mike Wilks		42* Nate Thurmond Dwight Davis	51 Jim Brewer Jerome Whitehead Bill Laimbeer Melvin Bennett Brad Branson Sam Lacey Chucky Brown Vitaly Potapenko DeSagana Diop Mo Williams Alex Kirk	58 Lou Amundson
30 Larry Mikan Jackie Ridgle Ed Jordan Mike Mitchell David Magley Dell Curry Tree Rollins Jerome Lane Greg Dreiling Darryl Johnson Carl Thomas Lamond Murray Jon Leuer Carrick Felix Dahntay Jones		43* Brad Daugherty Earl Tatum		59 Drew Gooden
				60 Jae Crowder

**AUSTIN
CARR**

34



**NATE
THURMOND**

42



**BOBBY "BINGO"
SMITH**

7



39 SEASONS



**JOE
TAIT**

"VOICE OF THE CAVALIERS"



**LARRY
NANCE**

22



**MARK
PRICE**

25



**BRAD
DAUGHERTY**

43



**ZYDRUNAS
ILGAUSKAS**

11



Cavaliers All-Time Retired Jerseys

Nate Thurmond	42	12/18/77
Bingo Smith	7	12/4/79
Austin Carr	34	1/3/81
Larry Nance	22	1/30/95
Brad Daugherty	43	3/1/97
Mark Price	25	11/13/99
Zydrunas Ilgauskas	11	3/8/14



Nate Thurmond (No. 42)
Height: 6-11 Weight: 235
Position: Center
Jersey Retired: 11/28/1977

Long before Nate Thurmond had arrived to the Cleveland Cavaliers on Nov. 27, 1975 and led the five-year old franchise to its first playoff appearance, he held a warm spot in the hearts of Northeast Ohioans.

Born Nathaniel Thurmond on July 25, 1941 in Akron, Ohio, the 6-foot-11 center starred at Akron's Central Hower High School before attending Bowling Green State University. As a Falcon, Thurmond averaged 17.8 points and 17.0 rebounds over three varsity seasons, earning All-American honors as a senior in 1963.

Drafted by the San Francisco Warriors with the third overall pick in the 1963 NBA Draft, Thurmond learned behind Wilt Chamberlain for a full season before the Warriors traded Chamberlain midway through the following season, clearing room for Thurmond to flourish. A dominant defensive player whom Chamberlain and Kareem Abdul-Jabbar both credited as their toughest defender, Thurmond was named to the NBA All-Defensive First or Second-Team on five occasions (1969, '71-'74) and was honored as an NBA All-Star seven times (1965-68, '70, '73-'74). Thurmond is also acknowledged in NBA history as the first player to ever record a quadruple-double.

Thurmond was traded to the Chicago Bulls after 11 seasons as a Warrior and two trips to the NBA Finals (1964 and 1967). Thurmond spent two seasons in Chicago before the Cavaliers acquired the center for Steve Patterson and Eric Fernsten.

Home in Ohio again, Thurmond led the 1975-76 Cavaliers team that started 6-11 without him to a 43-22 finish and the playoffs, helping give birth to the season better known as "the Miracle of Richfield".

The following season would be Thurmond's last as he retired at the end of the season. He was inducted in the Naismith Memorial Basketball Hall of Fame in 1984 and named to the NBA 50th Anniversary All-Time Team in 1996.

The Cavaliers retired his jersey on Dec. 18, 1977.



Bobby "Bingo" Smith (No. 7)
Height: 6-6 Weight: 195
Position: Small Forward
Jersey Retired: 12/4/79

On May 11, 1970, the Cleveland Cavaliers drafted 11 players in the 1970 Expansion Draft. Two never put on a Cavaliers uniform. Of the remaining nine, all but one played four seasons or less in Cleveland.

The one, Bobby Smith, played 10 seasons and over 700 games with the Cavaliers, helping to shape and mold the young expansion team into playoff contenders.

Better known as "Bingo", Smith spent his rookie season with the San Diego Rockets before being selected by the Cavaliers in the Expansion Draft. Smith and his patented 'rainbow jumper' became bright spots through Cleveland's early years as the team quickly improved. With each passing season, the versatile small forward remained a constant and consistent performer, even leading the 1974-75 Cavaliers that finished 40-42 and one game out of the playoffs in scoring at 15.9 points per game.

The following season, Cleveland made the playoffs for the first time and Smith added a bit of magic to the season that has become known as the "Miracle of Richfield". With home-court advantage already lost and the Cavaliers trailing in their first round series against the favored Washington Bullets, 0-1, Smith and his rainbow jumpers helped Cleveland find a pot of gold. In Washington for Game 2, Smith scored a team-leading 17 points and made the game-winning shot with just seconds remaining to secure the 80-79 victory. The win served as the first playoff victory for the franchise and propelled the Cavaliers past the Bullets and into the Eastern Conference Finals against Boston where they eventually fell in six games.

Smith played four more seasons in Cleveland, helping guide the Cavaliers to the playoffs two more times before finishing his career with the San Diego Clippers for one season.

"Bingo" ranks in the top 10 all-time in franchise history in six different categories: games played (4th), field goals made (3rd), field goals attempted (3rd), minutes played (5th) and points scored (6th).

The Cavaliers retired his jersey on Dec. 4, 1979.

Cavaliers All-Time Retired Jerseys (Continued)



Austin Carr (No. 34)
Height: 6-4 Weight: 200
Position: Shooting Guard
Jersey Retired: 1/3/81

Going into their second season as a franchise, the Cleveland Cavaliers held the No. 1 overall pick in the 1971 NBA Draft and aimed to get an impact player. With their pick, the Cavaliers selected Austin Carr, a high-scoring shooting guard and two-time All-American at Notre Dame.

Carr proved not only to be the impact player the Cavaliers sought, but much more.

As a rookie, Carr immediately became the top option on offense, averaging 21.2 points and becoming the first Cavalier named to the All-NBA Rookie Team. Known as "A.C." by teammates and fans alike, the sweet-shooting fan favorite averaged 20 or more points the following two seasons, highlighted by Carr's selection as an All-Star in 1974.

Just as Carr began to reach elite status in the NBA, misfortune struck. On Dec. 5, 1974, Carr suffered a knee injury that eventually cut short his season and forced him to undergo surgery.

Carr persevered and returned strong, playing in all 82 games in three of the following four seasons. Even after the injury, Carr's impact as a scorer and leader remained present as he never averaged less than double-digits in his career and led the Cavaliers to the playoffs on three occasions during his nine-year tenure in Cleveland.

After the 1979-80 season, Carr's final with the Cavaliers, he won the Walter Kennedy Citizenship Award for his substantial contributions to the Cleveland community.

Carr is placed second in field goals made and attempted and ranks fourth in points scored among all players to don a Cavaliers uniform. He also ranks among the franchise leaders in free throws made (6th) and attempted (5th) and minutes played (6th).

For his efforts on and off the floor, Carr was selected by 32 members of the media in Northeast Ohio to the Cavaliers' All-Time Starting Five during the Cavaliers 30th Anniversary season of 1999-2000.

He remains deeply involved in the organization serving as director of community and business development as well as the full-time analyst for the Cavaliers Television Network.

The Cavaliers retired his jersey on Jan. 3, 1981.



Larry Nance (No. 22)
Height: 6-10 Weight: 235
Position: Power Forward
Jersey Retired on 1/30/95

Undoubtedly, the 1986 NBA Draft that landed the Cavaliers Brad Daugherty, Ron Harper and Mark Price brought a youthful injection of much-needed talent and skilled players to an evolving franchise. The acquisition of the three college stars instantly made the Cavaliers good.

But perhaps it was the final acquisition of power forward Larry Nance that made the Cavaliers go from good to great and led to one of the most successful eras in team history. On Feb. 25, 1988, Cleveland sent Kevin Johnson, Mark West, Tyrone Corbin, a first-round draft choice in 1988 and two second-round picks to Phoenix in exchange for Nance, Mike Sanders and Detroit's first-round pick in 1988.

Known as "Leapin' Larry" for the dunking prowess that made him the first-ever Slam Dunk Champion in 1984 and his strong shot-blocking skills, Nance brought his high-flying, power game and six years of experience to a team in desperate need of a veteran.

Nance filled the void remarkably, helping the Cavaliers make the playoffs by winning 11 of their final 13 games that season.

The following season was one of the best in franchise history as the Cavaliers won a then franchise-best 57 games (which was later tied by the 1991-92 team that Nance also starred on) and went 37-4 at home. Nance was named an NBA All-Star for the first of two times in 1989 and was joined on the squad by Daugherty, Price and Head Coach Lenny Wilkens.

Spearheaded by the trio of Nance, Daugherty and Price, the Cavaliers made the playoffs in each season the group played together besides 1990-91, where Price was limited to just 16 games after tearing his ACL.

A tenacious defender, Nance is one of only two players in franchise history to be named to the All-Defensive First Team (1988-89) and the only Cavalier to make the All-Defensive teams three times (1988-89, 91-92 and 92-93).

He ranks among the Cavaliers all-time leaders in blocked shots (3rd), field goals percentage (3rd), rebounds (8th), field goals made (9th) and attempted (9th), minutes played (9th) and free throws made (10th).

Nance was named to the Cavaliers' All-Time Starting Five by 32 members of the Northeast Ohio media during the Cavaliers 30th Anniversary season.

The Cavaliers retired his jersey on Jan. 30, 1995.

Cavaliers All-Time Retired Jerseys (Continued)



Brad Daugherty (No. 43)
Height: 7-0 Weight: 263
Position: Center
Jersey Retired on 3/1/97

10,389 points scored, 5,227 rebounds grabbed, 2,741 free throws made, 3,670 free throws attempted. Five all-star appearances made. Those numbers represent the various statistics that Brad Daugherty led the Cavaliers franchise in at the time of his

retirement and why he is one of the greatest players in franchise history.

The number one overall draft pick of the 1986 NBA Draft, the 7-foot center was pivotal along with then-fellow rookies Ron Harper, John Williams and Mark Price in re-energizing and improving the franchise. The multi-skilled Daugherty was named to the All-Rookie Team and quickly joined elite status as an NBA center.

Daugherty played in the first of five All-Star games in 1988 and then led the Cavaliers to the playoffs for the first time in three seasons that April. The following season Daugherty and the Cavaliers won a then franchise-record 57 games, including going 37-4 at home.

After an injury-plagued 1989-90 season in which Daugherty missed the first 41 games, he returned to All-Star status. He became the first and remains the only player in franchise history to average 20 or more points and 10 or more rebounds in the same season. He reached that feat in three consecutive seasons (1990-93), being named an All-Star in the process each of those years.

In the 1992 NBA Playoffs, Daugherty cemented his place as one of the best in the league by leading the Cavaliers to the Eastern Conference Finals. He averaged 21.5 points on .528 field goal shooting, 10.2 rebounds, 3.4 assists and 1.0 block in 40.4 minutes per game during the 17-game run. In the first round against New Jersey, he scored a then Cavalier playoff-record 40 points on April 23.

Cleveland made the playoffs in all but two of the seasons Daugherty played and he led the Cavaliers in scoring in all but three of his seasons.

Just entering the prime of his career at 28, Daugherty suffered an ill-fated career-ending herniated lumbar disc in mid-February of the 1993-94 season.

Despite having his outstanding career cut short, the North Carolina native had already broken the afore-mentioned Cavalier records. He remains in the top 10 all-time in points (3rd), field goal percentage (2nd), minutes played (4th), field goals made (5th) and field goals attempted (5th), scoring average (6th), assists (7th) and blocked shots (tied-8th).

As part of the Cavaliers 30th Anniversary in 1999-2000, Daugherty was unanimously named by 32 members of the Northeast Ohio media to the Cavaliers' All-Time Starting Five. He was the only player to garner all 32 votes.

The Cavaliers retired his jersey on March 1, 1997.



Mark Price (No. 25)
Height: 6-0 Weight: 180
Position: Point Guard
Jersey Retired 11/13/99

They say lightning doesn't strike twice in the same place, but for the Cavaliers on draft day in 1986, it did.

Prior to the draft on June 17, Cleveland acquired the top overall pick from Philadelphia in exchange for Roy Hinson and considerations.

With the first pick in the 1986 NBA Draft, Cleveland selected center Brad Daugherty.

At the top of the second round, the Dallas Mavericks selected Mark Price with the 25th overall pick. Quickly, the Cavaliers traded their second-round draft pick in 1989 and other considerations with Dallas in exchange for the rights to the 6-foot All-American from Georgia Tech.

Unknowingly then, the Cavaliers acquired two of the greatest players in franchise history that day. Price and Daugherty helped the team turn the corner and join the NBA's elite while becoming the cornerstones of the Cavaliers' franchise.

While Daugherty started as a rookie, Price learned on the bench for a year before unseating John Bagley. Once a starter, Price never looked back.

Widely regarded as one of the best shooters in NBA history, Price and his picture-perfect release guided the Cavaliers to one of their most successful runs in franchise history. With the exception of the 1990-91 season in which he tore his ACL and played only 16 games, the Cavaliers made the playoffs and won at least 42 games every year Price was a starter.

The sweet-shooting point guard was named an All-Star four times (1989, 1992-94) and at the time of his retirement was the only Cavalier to be named to an All-NBA Team more than once (1988-89, 1991-94), including All-NBA First Team in 1992-93.

Price led the NBA in free throw percentage twice (1991-92, '92-93) and won the NBA's Long Distance Shootout in back-to-back years (1993-94).

Not just a shooter, Price ranked in the top 10 in the league in assists in five of his nine seasons as a Cavalier.

For his career, Price ranks first among all Cavaliers in free throw percentage and ranks second in assists and three-point field goals made. He also ranks among the top 10 all-time in franchise history in steals (2nd), three-point field goal percentage (3rd), points scored (5th), free throws made (5th), field goals made (6th), field goals attempted (6th), games played (9th), minutes played (7th) and free throws attempted (7th).

Price was named to the Cavaliers' All-Time Starting Five by 32 members of the Northeast Ohio media during the Cavaliers 30th Anniversary season. He was also the leading vote-getter on the Cavs All-Time Team, as voted on by the Cleveland fans.

The Cavaliers retired his jersey on November 13, 1999.

Cavaliers All-Time Retired Jerseys (Continued)



Zydrunas Ilgauskas (No. 11)
Height: 7-3 Weight: 260
Position: Center
Jersey Retired: 3/8/14

Aside from his stellar statistics and All-Star appearances, the reason Clevelanders love Zydrunas Ilgauskas is because he shares the same qualities as the city he represented: toughness, endurance, resiliency.

When he was tabbed with the 20th overall pick in the 1996 NBA Draft, Cavalier fans had barely heard of Ilgauskas, who hailed from Kaunas, Lithuania – the birthplace of his idol, Blazers center Arvydas Sabonis.

After missing his first season, undergoing right foot surgery just a few months after being drafted, Big Z played in all 82 games during his "rookie" campaign – one in which he won MVP of the Schick Rookie Challenge at All-Star Weekend and gave Rik Smits and the heavily-favored Pacers all they could handle in the postseason.

But between that season (1997-98) and the 2001-02 campaign, Ilgauskas was limited to just 29 total games, with another pair of foot surgeries in between.

Those injuries and the ensuing rehab might've induced a lesser man to call it a career. But for Ilgauskas, this merely served as a rebirth.

Big Z bounced back to play 62 games in 2001-02 and, the following season, returned to his rookie form – averaging 17.2 points and 7.6 rebounds per game. He notched double-figures in every game but five and was named to his first All-Star Game, joining the East squad in Atlanta.

Over the next seven years with the Cavaliers, Ilgauskas never played less than 64 games in a season – starting 81 games in back-to-back campaigns and, as the team began its ascent in the standings, Z continued to climb through the franchise's all-time record books.

In 2004-05, Big Z had his best season as a pro and, along with his teammate, LeBron James, returned to the All-Star Game. The 7-3 Ilgauskas saw more action than in his first appearance, going 5-for-8 from the floor and 2-of-2 from the stripe for 12 points to go with seven boards and a pair of blocked shots for the East squad.

In his six playoff appearances with the Wine and Gold, Z is tied for second in games played (71), tops the list in offensive rebounds (180) and sits in second place in minutes (2,017), defensive rebounds (343) and total boards (523).

Before wrapping up his career in Cleveland following the 2009-10 season, Ilgauskas (10,616) would go on to become one of just four Cavaliers to have topped the 10,000-point mark, joining Austin Carr (10,265), Daugherty (10,389) and LeBron James (23,119).

One day after breaking the 10,000-point plateau, Big Z swatted four shots against the New Jersey Nets to become the franchise's all-time leader in blocked shots, finishing with 1,269.

Overall, Z – who ranks in the team's top 10 in 12 major categories – is the Cavaliers' all-time leader in offensive rebounds (2,336) and ranks second in total rebounds (5,904). But the all-time mark that best exemplifies Ilgauskas might be the one he set on December 2, 2009, when he passed his friend (and then-general manager) Danny Ferry – playing in his 724th game as a Cavalier.

When his career in Cleveland came to an end, Ilgauskas had suited up for 771 games as a Cavalier, more than any player in franchise history.

Not bad for a player whose career almost ended after two seasons.

The Cavaliers retired his jersey on March 8, 2014.



Austin Carr, Bobby 'Bingo' Smith and Nate Thurmond, three members of The Cleveland Cavaliers' 1975-76 "Miracle of Richfield" team.

Cavaliers Wall of Honor

The Wall of Honor program, which debuted during the Cavaliers' 50th season in 2019-20, was created to recognize deserving former members of the franchise and serve as a special, permanent way to honor those who have played such a distinguished, pivotal role in Cavs history.

The Wall of Honor resides prominently in the North Atrium area of the FieldHouse. The large 12'x44' wall features a mosaic of custom designed tiles that represent each honoree. Each new inductee will have two SILVER tiles: one engraved with their name, photo, years with the organization, and their jersey number or role with the team; the other with their name, list of major accomplishments and jersey number/role. Five individuals



who played core roles in the early years of the Cleveland Cavaliers comprised the inaugural class of the Wall of Honor: **Wayne Embry, Bill Fitch, the late John Johnson, Nick Mileti and the late John "Hot Rod" Williams.**

The Wall also include GOLD tiles for the eight legends who have previously had their jerseys retired by the Cavs: **Austin Carr, Brad Daugherty, Zydrunas Ilgauskas, Larry Nance Sr., Mark Price, Bobby "Bingo" Smith, Nate Thurmond and Joe Tait** (Cavaliers Hall of Fame radio broadcaster for 39 seasons).



The following are the guidelines for eligibility to be considered for the Cavaliers Wall of Honor:

- Must have been a part of the Cavaliers organization for at least two seasons.
- Must be retired from playing or working for the Cavaliers organization for at least five seasons.

They must also exhibit two or more of the following traits as hallmarks of their tenure with the organization:

- Strong personal character that elevated the organization and inspired those around them.
- Significant community commitment focused on improving the quality of life in and around the City of Cleveland.
- Standout individual game performance and a competitive impact that improved both the team and their teammates.
- Be reflective of the "All For One. One For All." commitment throughout the organization.

Behind the Uniform and Logo

Heading into their fourth season in familiar threads, the Wine and Gold have sealed their identity in the latest version of their eponymous colors. And this season, for those about to rock, the Cavs salute you.

On select occasions during the 2020-21 campaign, the Cavaliers, in a partnership with the Rock & Roll Hall of Fame, will pay tribute to the city's rock and roll heritage – donning a black City Edition uniform with that's equal parts sharp and gritty.

Designed in collaboration with Nike, an irregular type spells out "CLEVELAND" across the jersey's chest – with thin wine and gold trim accenting the uniform, adding a textured pop of color. Above the jersey jock tag reads "LONG LIVE ROCK" in bright red type, a nod to the Rock & Roll Hall of Fame's anthem and the iconic sign that guards the entrance of the museum in Cleveland.

The waistband of the black shorts features a silhouette of the Cleveland skyline within a white guitar pick. On the left shorts panel, there's a large weathered "C." On the right, a collective of Cleveland badges inspired by four pins and jacket patches.

The uniform – specifically Larry Nance Jr.'s No. 22 – was also part of a "Cleveland Amplified" exhibit at the Rock Hall, appearing along with a pair of Chuck D's Air Jordan, a poster of Jeff Ament of Pearl Jam dunking alongside Shawn Kemp and the 1975 recording of "Come On Cavs (Got to Make It Happen)" – the team's funky fight song.

On the team's standard game kits, once again the right chest of the uniform will feature the iconic Nike swoosh. And once again the left chest will be adorned by an equally-iconic logo – the Goodyear Wingfoot, part of the Cavs ongoing partnership with Goodyear Tire & Rubber Co.

The home and road wordmarks across the chest are sharply detailed and the font is angular with aggressive angles.

On the White Association Edition Uniform, CAVS is written across the chest in wine with a gold outline, with "CLE" front and center on the waistband. With the Wine Icon Edition, CLEVELAND is emblazoned across the chest with a navy outline and the waistband of the shorts reads "CAVS."

One of the franchise's mantras is to "Defend The Land" – and this philosophy extends right to the squad's regalia, as the uniform actually forms a shield, beginning with the gold outline at the "V" of the collar, running down along the side and back shoulders of the jersey and onto the front of the of the shorts.

Of course, the franchise's DNA statement – "All for One. One for All." – has its place on the uniform. Actually, it has two places: under the flap on the bottom of the shorts and just above the Nike jock tag so a player can see it every time he tucks in his jersey before battle.

And once again, the league will also allow teams to choose which color they'll wear at home. In the past, aside from unique occasions, the Cavaliers donned their white duds at home.

The Cavaliers have undergone plenty of uniform transformations over the years – from subtle renovations to complete reincarnations.

Over the years, the club's colors – "wine and gold" – have become almost analogous to the team's actual name. The Cavaliers are the "Wine and Gold" in the same way that Ohio State is the "Scarlet and Grey," the University of Michigan is the "Maize and Blue" or the Oakland Raiders are the "Silver and Black."

But in the 50 years of Cavaliers history, the franchise has experimented with burnt orange, royal blue, bright orange,

black, purple and pastel blue. And throughout the club's history, there have been three notable uniform changes – not all good.

The first uniforms featured the feathered underscore of "Cavaliers" on both home and road jerseys. Those years also featured the birth of the Cavs iconic logo – a silhouetted figure of a jousting Cavalier, encircled by the words "Cleveland Cavaliers." The symbol is every bit as recognizable as the infamous "Chief Wahoo" and, thankfully, has survived through four decades of change.

Cleveland's second uniform style – made famous by the "Miracle of Richfield" team – featured gold home duds and "Marquette"-style horizontal white, wine and gold stacked piping along the sides. Those uniforms – and that era – were celebrated again by both the 2004-05 and 2015-16 teams.

In 1981, as the final remnants of the Miracle squad faded into the sunset, the Mike Mitchell-era team went with a metallic gold with a pair of horizontal stripes with the word "Cleveland" written above it in block letters.

But in 1983 – with the purchase of the team by Gordon Gund and the organization on the verge of big changes – the Cavaliers made a radical departure from its original colors and identity. This came in the form of the burnt orange and royal blue uni's with the word "CAVS" written across the chest. The "V" was designed like a hoop with a ball entering it, which also served as Cleveland's new logo.

The Cavaliers retained the colors – and slight variations on the look – throughout their final, and highly successful, years at the Richfield Coliseum. The burnt orange as the primary road color was replaced by the royal blue road uniforms in 1987 and the "CAVS" logo was replaced with the block "Cleveland" before the 1989 season.

This attire will forever be linked to the Lenny Wilkens era of excellence that featured the likes of Mark Price, Brad Daugherty, Larry Nance and Hot Rod Williams.

When the Cavaliers began play at Quicken Loans Arena in the 1994-95 season, there was once again a sea change from the previous look.

From the wine and gold of the 70s to the burnt orange and royal blue of the 80s, the Cavaliers went with pastel blue and black. Home uniforms were white, road black, with a jagged blue splash across the torso and double-lined lettering that said "CAVS" at home and "Cleveland" on the road, both outlined in orange.

These are the threads Cleveland will wear for eight games this upcoming season.

The Cavaliers modified this look in 1997, sticking with the color scheme, but losing the incongruous torso splash. Instead, the uniforms featured a more streamlined blue and orange piping along the right side of the shirts and shorts. The futuristic lined letters remained.

But in October of 2002, Gund decided to bring Cavaliers fans back to the future. The new colors were announced on October 9, 2003 – the "new expression of wine and gold" – a crimson-hued wine color and a metallic, almost copper, gold. Dark blue, the secondary color, was a tribute to the Cavalier teams of the 1990s.

Since then, the Cavaliers have returned to the Wine and Gold – with navy blue and black as their secondary colors.

And regardless of what uniform they wear on that given night, they'll have one feature that will always remain – and one that many NBA teams covet: a gold square patch containing the Larry O'Brien trophy, representing the Cavaliers NBA Championship in 2016 and a standard feature on uniforms of all teams who have done so.

Naming The Cavaliers

Can you imagine Larry Nance Jr. throwing down a dunk for the “Cleveland Towers”? How about watching Collin Sexton driving through the lane for the “Cleveland Jays” or listening to the sage advice of longtime play-by-play man, Austin Carr – better known as “Mr. Forester”?

Doesn't quite work, does it?

One-half century ago, as part of a contest sponsored by the *Plain Dealer*, these were three of the five finalists in the search for Cleveland's first professional basketball team's new name.

But none of those three nicknames, nor the fourth – (“Presidents”) – had the combination of class and courage of the handle that eventually became the name of Nick Mileti's new basketball franchise – the Cleveland Cavaliers.

Back in May of 1970, that masculine moniker was provided by a then-29-year-old district manager named Jerry Tomko, who wrote an essay which, in part, read: “The name Cleveland Cavaliers represents a group of daring fearless men, whose life's pact was never surrender, no matter what the odds.”

(Little did he know that his words would also soon be lyrics in the Wine and Gold's now-iconic fight song from the same era – “Come On, Cavs.” The tune, penned by local radio personality Larry Morrow famously exclaims: “We'll never surrender/No matter what the odds.”)

After his retirement and relocation to San Diego, Tomko – the father of former major league pitcher, Brett Tomko – kept the winning essay from the *PD* in a safe box at his home.

“Actually I wrote it in about 20 minutes,” laughed Tomko. “I went to pick my wife (Donna) up and I heard about the contest on the radio. There was a napkin and a pen sitting in the car and I wrote it. Then, when I picked my wife up, I asked her to proofread it.”

Tomko said he felt like “Cavaliers” had a chance when he heard the other four finalists.

“They picked five names and they had a vote on it. When the five names appeared – the other four didn't sound that good. The odds seemed to be getting better, but it wasn't a sure thing.”

Nearly 6,000 fans voted on the team's new name, and over a third preferred the alliterative “Cleveland Cavaliers” – who would soon be tipping off their inaugural campaign at the Cleveland Arena.

After being selected as the winner, Tomko received a pair of season tickets for the Cavs maiden voyage in 1970, but not the autographed basketball he was promised by Mileti at the time.

But the current Cavaliers kept the organization's original word – sending Tomko an autographed basketball in 2010, along with a commemorative plaque.

Now, five decades later, the Cleveland Cavaliers are one of the most respected and recognized franchises in sports.

Over those years, they've represented the gallant, swashbuckling image envisioned by Tomko quite well. And although the Eastlake native moved to a place 2,400 miles and two time zones away – (not to mention living in Laker Country) – he remained a fan of the club whose name he coined.

“I'm not one of those jump-off-the-bandwagon, who's-in-first-place type of guys,” said Tomko.

The Wine and Gold have gone on to great things – including taking the 2016 NBA title in epic fashion.

And now, after 50 years of existence, the franchise has changed uniforms, buildings, owners, players and coaches, two things haven't changed from the day Jerry Tomko wrote an essay on a napkin: They're still the Cleveland Cavaliers and they still don't surrender, no matter what the odds.



Cavaliers Logo History



1970-1983



1983-1994



1994-2003



2003-2010



2010-2017



2017-CURRENT



Cleveland Cavaliers

All-Time Jerseys



1970-1974



1974-1981



1981-1983



1983-1987



1987-1989



1989-1994



1994-1997



1997-1999



1999-2003



2003-2010



2010-2017

Current Jerseys



Game 7
2016 NBA Finals

Assorted Alternate Jersey Through the Years



2005-2010



2008-2009



2009-2010



2010-2011



2015-2017*



2017-2018



2018-2019



2019-2020

WORN IN GAME 7 OF 2016 NBA FINALS VICTORY

Cavaliers Arena History

The Cavaliers @ Cleveland Arena (4 seasons; 1970-1974)

-Opened on November 11, 1937; Capacity (11,000)

-First Cavaliers game; October 28, 1970



	Overall	Home	Regular Season Avg. Attendance*	Largest (Date)	Playoffs Home (Ovr.)	Playoffs Avg. Attend.	Largest
'70-'71	15-67	11-30	3,518 (0)	8,429 (2/17)	-	-	-
'71-'72	23-59	13-28	5,222 (1)	11,178 (1/5)	-	-	-
'72-'73	32-50	20-21	4,548 (1)	11,044 (2/4)	-	-	-
'73-'74	29-53	18-23	4,013 (0)	9,149 (11/9)	-	-	-
Total:	99-229	62-102	4,325 (2)	11,178 (11/5/72)	-	-	-

*Number in parenthesis indicates a sellout

Notes: Lost opener against San Diego, 110-99 in front of 6,144 fans... lost first 11 home games and 14 of 15... first win against Buffalo 108-106 on Dec. 6, 1970... Walt Wesley scored a Cavaliers-record 50 points in a 125-109 win over Cincinnati on Feb. 19, 1971... had six game home-win streak, longest at the Cleveland Arena, from Feb. 24-Mar. 24, 1974... 8,829 fans attended the final game at the Cleveland Arena, a 114-92 win over the New York Knicks.

The Cavaliers @ Richfield Coliseum (20 seasons; 1974-1994)

-Opened in 1974; Capacity (20,273)

-First Cavaliers game; October 29, 1974



	Overall	Home	Regular Season Avg. Attendance*	Playoffs Largest (Date)	Playoffs Home (Ovr.)	Playoffs Avg. Attend.	Largest
'74-'75	40-42	29-12	8,161 (0)	20,239 (4/3)	-	-	-
'75-'76	49-33	29-12	12,659 (2)	21,130 (2/8)	5-2 (6-7)	21,229 (6)	21,564
'76-'77	43-39	29-12	13,913 (0)	19,783 (10/22)	1-0 (1-2)	19,545 (0)	19,545
'77-'78	43-39	27-14	11,097 (0)	19,548 (12/28)	0-1 (0-2)	19,739 (0)	19,739
'78-'79	30-52	20-21	7,942 (0)	15,209 (3/17)	-	-	-
'79-'80	37-45	28-13	7,873 (0)	19,912 (3/22)	-	-	-
'80-'81	28-54	20-21	5,475 (0)	20,175 (3/27)	-	-	-
'81-'82	15-67	9-32	5,769 (0)	13,457 (1/2)	-	-	-
'82-'83	23-59	15-26	3,916 (0)	11,270 (1/6)	-	-	-
'83-'84	28-54	23-18	5,075 (0)	14,517 (2/23)	-	-	-
'84-'85	36-46	20-21	7,902 (2)	20,900 (3/15)	1-1 (1-3)	20,900 (2)	20,900
'85-'86	29-53	16-25	9,533 (2)	20,900 (10/25; 12/20)	-	-	-
'86-'87	31-51	25-16	10,905 (0)	20,103 (1/24)	-	-	-
'87-'88	42-40	31-10	12,313 (0)	20,900 (1/23)	2-0 (2-3)	20,047 (0)	20,068
'88-'89	57-25	37-4	17,827 (1)	20,273 (4/18)	1-2 (2-3)	19,952 (2)	20,273
'89-'90	42-40	27-14	16,969 (4)	20,273 (4 times)	2-0 (2-3)	16,711 (0)	17,106
'90-'91	33-49	23-18	15,217 (3)	20,273 (3 times)	-	-	-
'91-'92	57-25	35-6	16,522 (6)	20,273 (6 times)	6-3 (9-8)	19,546 (7)	20,273
'92-'93	54-28	35-6	18,329 (15)	20,273 (15 times)	2-3 (3-6)	19,309 (3)	20,273
'93-'94	47-35	31-10	18,383 (12)	20,273 (12 times)	0-1 (0-3)	17,778 (0)	17,778
Totals:	764-867	509-311	11,289 (47)	21,130 (2/8/76)	20-13 (26-40)	19,475 (20)	21,564 (4 in '76)

*Number in parenthesis indicates sellouts

Notes: Lost to Boston 107-92 in opener, 13,184 attended, but went on to win next eight home games... won 12-straight home games from Jan. 17-Mar. 13, 1976 during the season known as "the Miracle of Richfield"... A Cavalier home-attendance record 21,564 fans were at Game 7, an 87-85 win, of the first-round of the playoffs against Washington on Apr. 29, 1976, the appearance was the Cavaliers first-ever in the post-season... won a franchise-best 22 straight home games from Dec. 15, 1988-Mar. 2, 1989... "The Shot" by Michael Jordan ended the Cavalier season in Game 5 of the first-round of the playoffs of 1989... in 1992 playoffs the team sold-out seven home games on their way to the Conference Finals... Mark Price made a team-record 100 straight free-throws at home from Apr. 5, 1992-Feb. 5, 1993... A sold-out crowd of 20,273 witnessed the final regular-season game at The Coliseum, a 117-91 win over Boston.



The Cavaliers @ Rocket Mortgage FieldHouse (25 seasons: 1994-Present)

Opened on November 8, 1994; Capacity (19,432) • First Cavaliers Game; November 8, 1994

	Regular Season				Playoffs		Playoffs	
	Overall	Home	Avg. Attendance*	Largest (Date)	Home (Ovr.)	Avg. Attend.	Largest	
'94-'95	43-39	26-15	20,338 (31)	20,562 (31 times)	0-2 (1-3)	18,963 (0)	19,352	
'95-'96	47-35	26-15	17,807 (9)	20,562 (9 times)	0-2 (0-3)	16,825 (0)	17,232	
'96-'97	42-40	25-16	16,895 (3)	20,562 (3 times)	-	-	-	
'97-'98	47-35	27-14	16,942 (6)	20,562 (6 times)	1-1 (1-3)	17,841 (0)	18,188	
'98-'99 [^]	22-28	15-10	14,120 (1)	20,562 (3/18)	-	-	-	
'99-'00	32-50	22-19	14,724 (6)	20,562 (6 times)	-	-	-	
'00-'01	30-52	20-21	15,873 (4)	20,562 (4 times)	-	-	-	
'01-'02	29-53	20-21	14,539 (3)	20,562 (3 times)	-	-	-	
'02-'03	17-65	14-27	11,497 (2)	20,562 (11/9; 4/8)	-	-	-	
'03-'04	35-47	23-18	18,288 (16)	20,562 (16 times)	-	-	-	
'04-'05	42-40	29-12	19,128 (18)	20,562 (18 times)	-	-	-	
'05-'06	50-32	31-10	19,327 (17)	20,562 (17 times)	4-2 (7-6)	20,562 (6)	20,562	
'06-'07	50-32	30-11	20,436 (32)	20,562 (32 times)	7-3 (12-8)	20,562 (10)	20,562	
'07-'08	45-37	27-14	20,465 (33)	20,562 (33 times)	5-1 (7-6)	20,562 (6)	20,562	
'08-'09	66-16	39-2	20,512 (38)	20,562 (38 times)	6-1 (10-4)	20,562 (7)	20,562	
'09-'10	61-21	35-6	20,562 (41)	20,562 (41 times)	4-2 (6-5)	20,562 (6)	20,562	
'10-'11	19-63	12-29	20,112 (25)	20,562 (25 times)	-	-	-	
'11-'12 [^]	21-45	11-22	15,927 (3)	20,562 (3 times)	-	-	-	
'12-'13	24-58	14-27	16,192 (6)	20,562 (6 times)	-	-	-	
'13-'14	33-49	19-22	17,330 (5)	20,562 (5 times)	-	-	-	
'14-'15	53-29	31-10	20,562 (41)	20,562 (41 times)	7-3 (14-6)	20,562 (10)	20,562	
'15-'16	57-25	33-8	20,562 (41)	20,562 (41 times)	9-1 (16-5)	20,562 (10)	20,562	
'16-'17	51-31	31-10	20,562 (41)	20,562 (41 times)	6-2 (13-5)	20,562 (8)	20,562	
'17-'18	50-32	29-12	20,562 (41)	20,562 (41 times)	8-3 (12-10)	20,562 (11)	20,562	
'18-'19	19-63	13-28	19,350 (38)	19,432 (38 times)	-	-	-	
'19-20 ⁺	19-46	11-25	17,861 (10)	19,432 (10 times)	-	-	-	
Totals:	1,004-1063	613-424	18,095 (511)	20,562	57-23 (99-64)	20,361 (74)	20,562	

*Number in parenthesis indicates a sellout

[^]Strike-shortened season

+Coronavirus-shortened season

Notes: Opened Gund Arena (now Rocket Mortgage FieldHouse) with a 100-98 loss to defending World Champion Houston Rockets on Nov. 8, 1994 in front of a sold out crowd...in 1997, the 47th Annual NBA All-Star game was played at Rocket Mortgage FieldHouse (then Gund Arena); Terrell Brandon was the lone Cavalier in the game and scored 10 points with a bench-high eight assists...Bobby Phillips competed in the Fleer ShootAround at the NBA Jam Session presented by Fleer, Vitaly Potapenko scored six points in the Schick Rookie Game and Bob Sura was a contestant in the Nestle Crunch Slam Dunk competition...on April 27, 1998, the Cavaliers defeated the Indiana Pacers 86-77 for their first home-playoff win in their last four appearances...in 1998 due to the strike-shortened season, the Cavaliers streak of winning 20 or more home games per season was snapped...on April 15, 2000 during halftime vs. New York, the Cavaliers honored the franchise's All-Time Team, consisting of Mark Price, Brad Daugherty, Larry Nance, Austin Carr, Bobby "Bingo" Smith, Shawn Kemp, World B. Free, John Williams, Nate Thurmond, Terrell Brandon, Jim Chones and Campy Russell...Gund Arena was renamed Quicken Loans Arena prior to the beginning of the sports/entertainment season of 2005-06...the Cavs reached the NBA Finals and hosted their first ever Finals game on June 12, 2007...in 2008-09, Cleveland finished an NBA-best 39-2 at home, joining five other teams in NBA history to win 39 or more home games in a season...in 2009-10, the Cavs sold out all of their home games for the first time in franchise history...for the second consecutive season in 2009-10, Cleveland finished with the best home record in the NBA at 35-6...in 2014-15, the Cavs sold out all 41 games at home, its second time accomplishing that feat, and won their first NBA Finals home game on June 9, 2015...the Cavs again sold out all 41 regular season home games in 2015-16, the third time in franchise history the team has accomplished that feat (2009-10 and 2014-15)...Cleveland won their first NBA title that season, going 9-1 at home in the 2016 Playoffs and 33-8 at home in the regular season...in 2016-17, the Cavs reached the NBA Finals for the third straight campaign and sold out every single regular season and playoff game in Cleveland...The Wine & Gold reached their fourth straight NBA Finals in 2017-18 and sold out every game at home for the fourth consecutive season and fifth time overall...the Cavs recorded a franchise-best 231 consecutive home sellouts from Oct. 30, 2014 to Feb. 11, 2019...Quicken Loans Arena was renamed Rocket Mortgage FieldHouse prior to the final game of the 2018-19 regular season on April 9, 2019...to date, including regular season (511) and playoffs (74), there have been 585 sellouts at Rocket Mortgage FieldHouse.



Community Relations

Cavs forward Larry Nance Jr. continues to give back to the community during the team's annual Season of Giving.

CAVS Care

The Cleveland Cavaliers are committed to positively impacting important social issues in our community in the areas of education, health & wellness, youth & family services and volunteerism. Through our community programs and initiatives, and with financial support from the Cavaliers Community Foundation, the Cavaliers aim to set the standard of giving in our community.

EDUCATION


READING & LEARNING CENTERS

In association with Sherwin-Williams

The development of **Reading & Learning Centers** (RLC) throughout Northeast Ohio provides qualified non-profit organizations with an opportunity to improve the condition of its current facility as well as the quality of its literacy and educational programming. With these resources, these organizations will be able to provide the children they serve with better access to books, technology and educational programs.

The renovation of RLC's includes, but is not limited to, the following elements: Fresh paint • New flooring • Installation of bookshelves and cabinets • Updated lights and fixtures • Replacement ceiling tiles • Purchasing of new furniture • Updated technology, such as computers and iPads • Donation of new books • Cavaliers signage and photos • Mobile unit to move from classroom to classroom

Since 2004, the Cavaliers have created 19 Reading & Learning Centers at community-based organizations: St. Martin de Porres Family Center (Cleveland), Project: LEARN of Summit County (Akron), the *Drew Gooden Reading & Learning Center* at East End Neighborhood House (Cleveland), E. Prep Academy (Cleveland), the *Eric Snow Reading & Learning Center* at the Ed "Peel" Coleman Recreation Center (Canton), Boys & Girls Club-West Side Club (Cleveland), Douglas McArthur Girls Leadership Academy (Cleveland), Kenneth Clement Boys Leadership Academy (Cleveland), AJ Rickoff School (Cleveland), Nordson Boys & Girls Club (Elyria), West Side Ecumenical Ministries (Cleveland), St. Thomas Aquinas (Cleveland), John Marshall High School (Cleveland), Boys & Girls Club of Cleveland at FDR, Broadway Boys & Girls Club (Cleveland), Stepstone Academy (Cleveland), Boys & Girls Club at John Adams (Cleveland), Boys & Girls Club at East Tech (Cleveland), H. Barbara Booker School (Cleveland), Thurgood Marshall Neighborhood Resource & Recreation Center (Cleveland) and a sensory room at Clara E. Westropp School (Cleveland).



READ TO ACHIEVE

Presented by Cleveland-Cliffs

Read to Achieve is a season long campaign that encourages youth to develop a life-long love of reading both on their own and as a community! Through reading activities, reading timeouts and donations, Read to Achieve reaches thousands of elementary and middle school students in Northeast Ohio!



CAVALIERS/HUNTINGTON SCHOLARSHIP PROGRAM

Presented by Huntington

For the 30th season, the Cavaliers and Huntington will award 10 Northeast Ohio high school seniors with a \$2,000.00 college scholarship through the **Cavaliers/Huntington Scholarship Program**. Graduating seniors must submit a 500-word essay, perform a high level of service in their communities, provide a high school transcript, submit ACT and/or SAT scores (if required by the accredited school the student plans to attend) and one letter of recommendation.



HEAD OF THE CLASS

Head of the Class recognizes teachers in Northeast Ohio for making a difference in their students' lives both inside and outside the classroom. Head of the Class teachers must work to ensure the academic success of their students, be involved in their school community and set an example for students and educators alike!



ALL-STAR KIDS

All-Star Kids recognizes elementary, middle and high school students in Northeast Ohio who shine brightly both in and out of the classroom! All-Star Kids must demonstrate strong or improving academics, have a positive attitude, act as an example to their peers and be involved in their school community.



CAVALIERS/GOODYEAR

\$1 MILLION FOR STEM SUPPORT

In connection to a partnership between the Cavs and the Goodyear Tire & Rubber Company announced in 2017, the relationship will yield a very special community benefit to schools in Cleveland and Akron. The Cavaliers are funding \$1 million of support to STEM (Science, Technology, Engineering and Mathematics) programs in the Cleveland Metropolitan School District and Akron Public Schools.



NBA MATH HOOPS

Presented by Rocket Mortgage

The Cavaliers and Learn Fresh are proud to deliver **NBA Math Hoops**, presented by Rocket Mortgage, to students and educators throughout Ohio. **NBA Math Hoops** ties math education to the game of basketball and the current statistics of the NBA/WNBA's biggest stars. The program is centered around a board game, mobile app and 12-lesson curriculum that is tied to the Common Core State Standards for mathematics and 21st Century Learning Skills. Participants use the program regularly in the classroom and after-school programs and take part in special team-sponsored events including a Tip-off Clinic for educators and a State Championship for outstanding students. Each year, one student from Ohio is also selected to participate in the NBA Math Hoops National Championship!



The program includes over 100 sites and partners in the region, including the Boys & Girls Clubs of Northeast Ohio, Cleveland Metropolitan School District, Columbus After-School All-Stars, Cuyahoga Metropolitan Housing Authority, Ohio Afterschool Network, Open Doors Academy and more. Nationally, over 30,000 students participate in the program, showing consistent mathematical and social-emotional gains on an annual study analyzed by the American Institutes for Research.



HEALTH & WELLNESS

FIT AS A PRO

*Presented by Medical Mutual
and in association with Giant Eagle*

Fit As A Pro is a season long program that encourages youth to live an overall healthy lifestyle through physical fitness and well-balanced nutrition. Through monthly health and wellness activities, Fit As A Pro reaches thousands of elementary and middle school students in Northeast Ohio!



WHEELCHAIR CAVALIERS

Presented by Cleveland Clinic

Established in 1992, the **Wheelchair Cavaliers** partners with the Cleveland Cavaliers and Cleveland Clinic to compete on a national level as part of the National Wheelchair Basketball Association. Off the court, the **Wheelchair Cavalier** mission is to make a difference in the community by helping educate and provide opportunities to children and newly injured adults with disabilities by building awareness. This mission is accomplished through various outreach efforts in the community including halftime appearances, speaking at schools/community organizations, performing demonstrations, competing at the highest level and continuing to bring championships to the Cavaliers organization and the people of Greater Cleveland. The program also includes a Jr. Wheelchair Cavaliers team in partnership with the Achievement Centers for Children.



YOUTH & FAMILY SERVICES

LEGACY PROJECTS

Cavaliers Legacy Projects are designed to provide children and families in Northeast Ohio with safe places to Live, Learn and Play. Since 2008, the Cavaliers have completed seven (7) such projects, including the funding and construction of a home for Greater Cleveland Habitat for Humanity; the construction of an outdoor basketball court at East End Neighborhood House; the installation of an outdoor sports court at the Cleveland Clinic Children's Hospital for Rehabilitation; the renovation of a family lounge at the Cleveland Clinic Children's Hospital for Rehabilitation; the renovation of a family room and resource center at Ronald McDonald House of Greater Cleveland; refurbishment of an activity room at Cleveland Clinic Children's; and most recently a sibling drop-off room at Cleveland Clinic Children's Main Campus.

BASKETBALL COURT REFURBISHMENTS

The Cavs have partnered with the City of Cleveland to refurbish the basketball courts in the City's Neighborhood Resource and Recreation Centers as well as the high school gyms in need in the Cleveland Metropolitan School District (CMSD). Eight (8) neighborhood resource and recreation center courts have been refurbished - Cudell, Earle B. Turner, Sterling, Estabrook, Lonnie Burten, Thurgood Marshall, Glenville and Cory – along with the basketball court at CMSD's Rhodes College & Career Academy and School of Environmental Studies.

SEASON OF GIVING

From Thanksgiving through the New Year, the NBA and its teams celebrate the “**Season of Giving**”, a host of events designed to help spread the joy of the holiday season to those in our community!



CAVALIERS & MONSTERS TOY DRIVE

Presented by Lexus

The Cavaliers and Cleveland Monsters are “All for One, One for All” this holiday season as they team up once again for the annual **Toy Drive!** Fans joined us in helping make the holidays special for children in our community by making a donation through the Cavaliers Community Foundation to support the holiday efforts of pre-selected non-profits in Northeast Ohio that were matched \$1 for \$1 by the Cavaliers Community Foundation up to \$5,000!



CAVALIERS

HARVEST FOR HUNGER CAMPAIGN

The Cleveland Cavaliers are teaming up with the Greater Cleveland Food Bank for the 2021 Harvest for Hunger Campaign! **Harvest for Hunger** is a joint effort of four area food banks to raise money and food to fight hunger in 21 Northeast and North Central Ohio counties and make a difference in the lives of hungry children and families in our community.



VOLUNTEERISM

tMVP:

TEAM MEMBER

VOLUNTEER PROGRAM

Team Members of the Cavaliers Operating Company, including members of the Cavaliers, Cleveland Monsters, Canton Charge and Rocket Mortgage FieldHouse, strive to make a difference in our community through various volunteer opportunities. Team Members volunteer as a part of company programs and initiatives as well as with local non-profit organizations each month. Through volunteering, serving on non-profit boards and participating in local philanthropic activities and events, the Cavaliers Operating Company strives to be a champion in the community!



**TEAM
MEMBER
VOLUNTEER
PROGRAM**
ALL FOR ONE. ONE FOR ALL.

CAVALIER LEGENDS

The mission of the **Cavaliers Legends Program** is to promote, enhance and preserve the team's lineage by acting as a resource of support for former players. Legends allow fans to reconnect with the history of Cavaliers basketball and maintain strong relationships within its local and surrounding communities. Cavaliers Legends who are currently actively involved in the program include Austin Carr, Jim Chones, Barry Clemens, Larry Nance, Sr., Bingo Smith, Elmore Smith and Campy Russell.





NBA Cares is the league's global social responsibility program that builds on the NBA's mission of addressing important social issues. NBA Cares programs and participants have provided more than 5.8 million hours of hands-on service and created more than 1,650 places where kids and families can live, learn or play in communities around the world. Internationally, NBA Cares has created more than 332 places where kids and families can live, learn or play in 40 countries and territories. NBA Cares works with nationally and internationally recognized youth-serving programs that support education, youth and family development, and health-related causes, including: Boys & Girls Clubs of America, Vera Institute of Justice, Thurgood Marshall College Fund, UNICEF, Special Olympics, The Jed Foundation, Share Our Strength and GLSEN.



MISSION

The Cavaliers Community Foundation (CCF) supports programs for children, families and young adults designed to positively impact the community in the areas of education, health, recreation, employment, entrepreneurship and life skills.

Since its inception in 1993, more than **\$24,000,000** has been granted through the CCF to local nonprofit organizations.

PROGRAM GUIDELINES

The Cavaliers Community Foundation invites qualified, tax-exempt organizations in Northeast Ohio, seeking funding from the foundation, to submit a letter of inquiry to the CCF Board for review, consideration and response.

CAVALIERS COMMUNITY FOUNDATION ALL-TIME GRANT RECIPIENTS

Achievement Centers for Children	Effective Leadership Academy	Prayers from Maria
American Cancer Society	Family Promise of Greater Cleveland	Project LEARN
American Red Cross Cleveland Chapter	GiGi's Playhouse	Project Love
Bellflower Center for the Prevention of Child Abuse	Greater Cleveland Habitat for Humanity	Providence House
Berea Children's Home	Greater Cleveland Food Bank	Safe Landing Youth Shelter
Bicentennial Commission	Group Workcamps	Say Yes to Education - Cleveland
Big Brothers Big Sisters of Cleveland	HARAMBEE	Shoes & Clothes for Kids
Bizdom	Hattie Larlham	Special Olympics Ohio
Boys & Girls Clubs of Northeast Ohio	HELP Foundation, Inc.	St. Edward High School
Care Alliance	Hope Meadows	St. Mary's Parish CYO
Case Western Reserve University	Inner City Schools—Diocese of Cleveland	St. Peter's School
Centers for Families and Children	Journey Center for Safety and Healing	Summit County Boys & Girls Clubs
City of Cleveland Division of Recreation	Junior Achievement of Greater Cleveland	Summit County CYO & Community Service
City Year	Juvenile Diabetes International, Inc.	Summit County Urban League
Cleanland, Ohio	Lake Erie Girl Scouts Council	The Akron Blind Center
Cleveland Botanical Garden	Lakemore United Community Council	The City Mission
Cleveland Center for Economic Education	Leprechaun Foundation	The Cleveland Society for the Blind
Cleveland Christian Home	Malone College	The Eleanor Rainey Memorial Institute
Cleveland Clinic Foundation	Marycrest	The Foundation Fighting Blindness
Cleveland Courage Fund	Music Through the Streets	The Gathering Place
Cleveland Education Fund	NE Ohio Chapter of the National MS Society	The Hanna Perkins School
Cleveland Housing Network	Neighborhood Centers Association	The Salvation Army
Cleveland Initiative for Education	New Life Community	The Sokol Greater Cleveland
Cleveland State University Foundation	Ohio Cancer Research Associates	The Twelve, Inc.
Cleveland Women, Inc.	Ohio Caring Foundation	United Cerebral Palsy
College Now Greater Cleveland	Old Stone Education Foundation	University Settlement
Cornerstone of Hope	Open Doors Academy	Urban League
Council for Economic Opportunity in Greater Cleveland	Pathway Caring for Children	Visiting Nurse Association
Cuyahoga Community College Fund	ParkWorks	West Side Ecumenical Ministry
Cuyahoga County Invest in Children	Personal Physicians' Care of Ohio	WVIZ-TV
Cuyahoga Valley Association		Youth Opportunities Unlimited
Cuyahoga Valley National Park Association		YWCA of Greater Cleveland
Drink Local. Drink Tap.		
East Akron Community House		
Easter Seals Northeast Ohio		

50/50 RAFFLE

Every season, the Cavaliers Community Foundation offers local non-profit organizations the opportunity to raise funds through the sale of 50/50 raffle tickets! For more information, visit www.cavs.com/raffle!



Moondog

Passionate. Loyal. Paper-Trained. Moondog has a unique connection not just to the Cavaliers, but to all of Cleveland. Cleveland is known worldwide as the Rock & Roll city. Famed Cleveland radio disc-jockey Alan Freed coined the phrase "Rock & Roll" and sparked a music explosion in the 1950's. Freed often referred to himself as the "Moondog" and his listeners as "Moondoggers." The Cavaliers' Moondog is dedicated to following in the spirit of the original. Alan Freed was innovative, fun-loving, passionate and controversial. Our eight-time NBA All-Star Mascot Moondog has proven to be the same.

Unleash Moondog at your next event. See appearance details at www.papertrained.com.



Sir CC

Historical. Hysterical. Sir C.C. is an original expression of the wine and gold, just like the jerseys unveiled in the 2010-2011 season. C.C. has been a Cleveland Cavaliers fan since the 1970-71 season and has been around supporting the Cavs throughout the history of the team. Our two-time All Star C.C. can be seen at every Cavaliers home game cheering on our team and energizing the fans, making sure that everyone's trip to Rocket Mortgage FieldHouse is one they will never forget! C.C. shares his love for Cavaliers basketball too by visiting Cavaliers Academy basketball camps, Junior Cavs basketball leagues, Wine and Gold United outings, and many more events all over Northeast Ohio.

To have Sir C.C. at your next event, email him at sircc@cavs.com, or check out his page in the fan zone at www.cavs.com

Media Information

Cavaliers guard Collin Sexton talks to a reporter following a 115-112 overtime win in Detroit on January 9, 2020.



Fred McLeod TV Studio & Media Workroom

The Cavaliers organization named the combined television studio and media workroom space at Rocket Mortgage FieldHouse the “Fred McLeod TV Studio & Media Workroom” on September 18, 2019 in honor of the team’s beloved 14-year play-by-play television announcer, who passed away unexpectedly on September 9, 2019. Given the indelible impact and legacy of Fred McLeod, and how he touched so many across the media and fan community, as well as the team he loved, the Fred McLeod TV Studio & Media Workroom serves as a lasting tribute to someone that was universally admired, respected and appreciated as a fellow media member and willing mentor to a countless number across the industry.

Before and after every Cavaliers home game, home and visiting team media members gather in the television studio and media workroom space on the event level of Rocket Mortgage FieldHouse to hear from, and interview, the Cavaliers head coach. The space is also used for many other media events and reporting elements throughout the year by attending media covering games and events for newspapers, magazines, television, radio, websites and other digital platforms, as they write and file their respective stories and coverage inside the walls of this important area.

A Strongsville, Ohio native, Fred served as the television voice of the Cavs since joining the team and FOX Sports Ohio in 2006. His NBA broadcasting career spanned 36 seasons, having spent 22 seasons with the Detroit Pistons, in addition to 14 overall with the Cavs (1979-80; 2006-19). The multi-regional Emmy Award winner called more than 1,000 games during his time with the Wine and Gold. His diverse and extensive sports broadcasting career also included time in the NFL (Detroit Lions) and MLB (Cleveland Indians and Detroit Tigers), as well as local television sports reporting and anchoring in multiple cities, including Cleveland and Detroit.

Fred was one of the most accomplished and respected announcers in the NBA and all of sports and was known for his love, passion and enthusiasm for his hometown Cavs and Cleveland. He was friendly and welcoming to all his fellow media colleagues, regardless of experience or outlet they represented, including up-and-comers who sought advice from him and appreciated his willingness to spend time supporting them. Fred made a lasting impression, so it is fitting that he will have this permanent space dedicated to his memory.

In connection with the Rocket Mortgage FieldHouse transformation project, the state-of-the-art TV studio and media workroom space was recently re-designed, expanded and updated for optimal use, media support, technology and efficiency.



2020-21 Cleveland Cavaliers Radio Network

Cleveland Cavaliers fans will be able to follow the club all season long on the 25-station, Cavaliers Radio Network. All 72 regular season games, as well as the four preseason games and all potential playoff games will be aired live. Fans can also listen online by logging onto NBA.com and signing up for NBA Audio League Pass, through TuneIn Radio, or on any mobile device by downloading the Cavs App.

The flagship stations for Cavaliers basketball are 50,000-watt News Radio WTAM 1100 and FM 100.7 WMMS, Cleveland's Rock Station. Returning as the Akron outlet for the 29th season is AM 1590 WAKR.



Tim Alcorn will join the radio booth for his second season as play-by-play announcer and will be joined by Cavalier Legend Jim Chones, who will be back for his 11th season as color analyst. Returning for his 29th year is studio host Mike Snyder, who will anchor all pregame, halftime and postgame shows. Former OSU great and NBA player Brad Sellers is back for his 10th year as postgame studio analyst.

Each broadcast on the Cavaliers Radio Network begins with "Huntington Tip-Off Show," an inside look at the upcoming game. Hosted by Snyder, the show airs 30 minutes prior to game time. It is a comprehensive look at what is happening around the NBA, including interviews, highlights, game reports, injury updates and a preview of the Cavaliers game with Tim Alcorn while Jim Chones provides his Keys to the Game.

Following each game broadcast, fans can participate in the "Tito's Nightcap Recap" postgame call-in show. Snyder will be joined by Chones and Sellers to provide game analysis and review the stats and highlights. Fans will hear comments from players in both locker rooms, Coach Bickerstaff's postgame press conference, news from other games around the league, as well as comments from Cavaliers fans everywhere. The postgame call-in show numbers are (216) 420-2700 and 1-800-474-8255.

Also, every Monday through Friday morning at 8:25 a.m., fans can listen to host Bill Wills and Snyder on WTAM 1100 for the Cavs Daily Update. They will be joined every Monday and Thursday by Tim Alcorn while Jim Chones will appear on Tuesday and Friday. On Wednesdays, members of the front office, along with other Cavalier Legends will appear with Wills and Snyder. Alcorn will also host the daily "Cavaliers Update", which is broadcast mornings or afternoons on the Cavaliers Radio Network and features the latest news on the Cavaliers, including game recaps, previews and other NBA news.

2020-21 Cavs Radio Network (as of 12/14/20) – 25 stations

CITY	CALL LETTERS	FREQUENCY	CITY	CALL LETTERS	FREQUENCY
Akron	WAKR	AM 1590	Lorain/Elyria	WEOL	FM 100.3
Akron	WAKR	FM 93.5	Mansfield	WRGM	AM 1440
Ashtabula	WZOO	FM 102.5	Mansfield	WRGM	FM 106.7
Canton	WHBC	AM 1480	Marietta	WMOA	AM 1490
Celina	WCSM	AM 1350	Marietta	WMOA	FM 101.3
Celina	WCSM	FM 96.7	McConnellsville	WJAW	FM 100.9
Cleveland	WTAM	AM 1100	Norwalk	WLKR	FM 95.3
Cleveland	WTAM	FM 106.9	Painesville	WABQ	AM 1460
Cleveland	WMMS	FM 100.7	Sandusky	WLEC	AM 1450
Dover/New Phil	WJER	AM 1450	Sandusky	WLEC	FM 93.5
Fostoria	WFOB	AM 1430	Wooster	WQKT	FM 104.5
Lorain/Elyria	WEOL	AM 930	Youngstown	WNIO	AM 1390



POWER

89.1
FM
WNZN

YOUR URBAN INSPIRATION STATION

The Official
Spanish-Language
Broadcaster

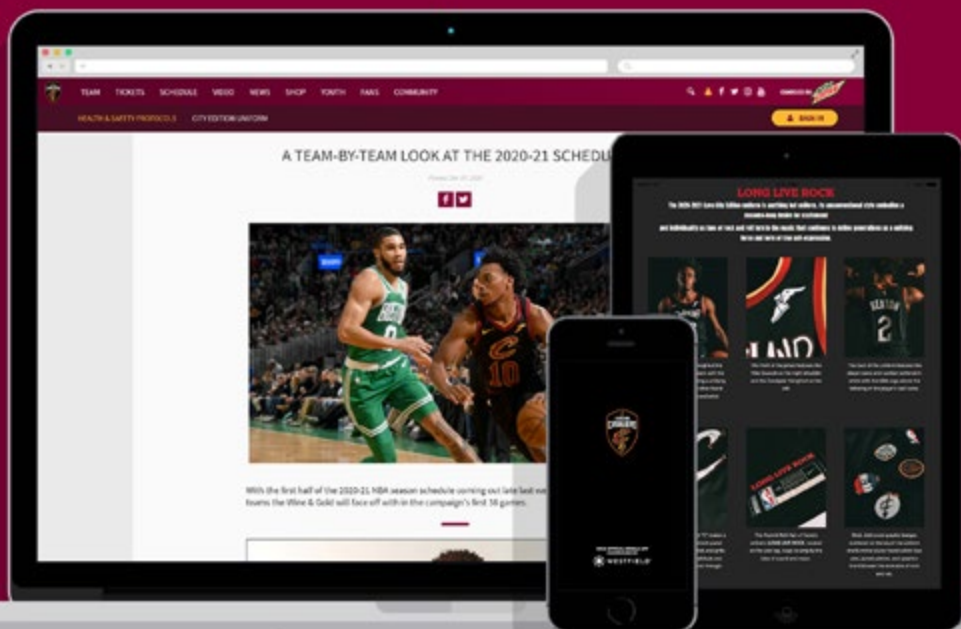
Cleveland Cavaliers

Rafa Hernández-Brito



WNZN.ORG

f i t @power891



With the most comprehensive coverage of the Cleveland Cavaliers, CAVS.COM provides an inside look at the team with in-depth editorial content and analysis featuring beat writer Joe Gabriele. Fans can also pick up their tickets to upcoming games, grab the latest gear and gain access to exclusive video features, game highlights and live video content all year round making CAVS.COM your online destination. If you're on the go, tap into the Wine & Gold on your mobile device by downloading the Cavs app in the iTunes or Google Play store and stay update-to-date no matter where you are.

If that's not enough, can follow along through the following social media platforms:

- Facebook – facebook.com/cavs
- Twitter – twitter.com/cavs
- Instagram – instagram.com/clevcavs
- YouTube – youtube.com/cavs



TWO STATIONS. ONE GOAL.


NEWSRADIO

WTAM

1100 AM 106.9 FM



Hear every game on both stations,
all season long.





John Michael

Television Play-By-Play Broadcaster

John Michael enters his second season as the television play-by-play broadcaster for FOX Sports Ohio after spending the previous eight seasons as the team's radio play-by-play broadcaster. Michael also hosts Cavs HQ, the Cavaliers flagship television show, is regular contributor to Cavaliers Live pre- and postgame shows on FOX Sports Ohio and provides fans behind-the-scenes access via social media.

In 2015, Michael represented the Cavaliers' organization by moderating the esteemed Cuyahoga Community College Presidential Luncheon alongside Magic Johnson. In addition, Michael made numerous SportsCenter appearances and had regular spots on other television networks including NBATV during the Cavs' playoff runs from 2015-18.

Michael has well over a decade of pro sports play-by-play experience. He previously worked with the NHL's Columbus Blue Jackets on FOX Sports Ohio as the television game host, in-game reporter, and contributor to the pregame and postgame shows. Prior to joining the Jackets, Michael was the inaugural "Voice of the Lake Erie Monsters" here in Cleveland. Earlier in his career, Michael gained valuable play-by-play experience with the MSA Sports Network in Pennsylvania, hosting sports talk shows and broadcasting a variety of sports, including baseball, football, hockey, basketball, and soccer.

Previously, Michael spent two seasons as the radio voice of the AHL's Springfield Falcons and two seasons with the ECHL's Johnstown Chiefs. Following his final campaign with the Chiefs, the Aliquippa, Pennsylvania native was named the 2004-05 ECHL Broadcaster of the Year. The honor capped a tremendous campaign for Michael in which he had been chosen to broadcast the 2005 ECHL All-Star Game for NHL Radio.

Michael has also served as a radio broadcaster for baseball's Hagerstown Suns, a then-minor league affiliate of the San Francisco Giants, in 2003. Additionally, he has taught as an Adjunct Professor of Broadcasting at Springfield College in Massachusetts, where the game of basketball was invented.

In summer 2019, Michael was honored by being inducted into Western Pennsylvania's Beaver County Sports Hall of Fame. Michael's fellow inductees include the NBA's Pete Maravich and Brad Davis, along with Cleveland Indians' skipper Terry Francona and his father, Tito.

Prior to embarking on his broadcasting career, Michael earned a law degree, an MBA degree, and a mechanical engineering degree from the University of Notre Dame, all with cum laude honors, in an eight-year span. Following graduation from law school in 1998, he joined the prestigious Pittsburgh law firm of Kirkpatrick & Lockhart (now K&L Gates). There, he practiced law full time as a trial attorney specializing in construction law for over four years before embarking upon his broadcasting career.





Austin Carr

TV Color Analyst/Pregame Host

Director of Community and Business Development

"Mr. Cavalier" Austin Carr begins his 23rd season as a TV color analyst for the Cleveland Cavaliers on FOX Sports Ohio. Carr joins play-by-play broadcaster John Michael to provide insight and analysis during all Cavs games from Rocket Mortgage FieldHouse and every other arena around the NBA.

After a standout career with the Cleveland Cavaliers from 1971-80, Carr rejoined the team in the front office in June 1991 as the Director of Community and Business Development. He is responsible for generating new business from Northeast Ohio corporations with a particular focus on smaller companies and minority organizations. Beginning in 1997, Carr became the full-time color analyst for the team's telecasts on WUAB and the Cavaliers Television Network.

Carr played the first nine of 10 seasons in the NBA with Cleveland before stints with Washington and Dallas. He ranks second among the Cavaliers' all-time leaders in field goals made (4,272) and field goals attempted (9,480). Carr is fourth on the Cavaliers' all-time list in scoring (10,265), sixth in games played (635) and sixth in minutes played (19,003).

Carr was the first player chosen in the 1971 NBA Draft following a brilliant college career at Notre Dame, where he averaged a school-record 34.6 points per game and was a two-time All-American. The 1971 National Player of the Year currently holds the record for most points in an NCAA tournament game (61), NCAA tournament points per game average (41.3) and was elected to the National Collegiate Basketball Hall of Fame class of 2007. After being inducted into the Irish's Ring of Honor, the lower concourse of the Notre Dame's Purcell Pavilion was renamed the Austin Carr Concourse in 2011.

Carr was named to the NBA All-Rookie Team in 1972 and later represented Cleveland in the 1974 NBA All-Star Game. He was further honored when his number (34) was retired by the Cavaliers on January 3, 1981. In addition, Carr was selected to the Cavaliers' All-Time Starting Five as voted on by 32 members of the media in Northeast Ohio and the Cavaliers' All-Time Team as selected by the fans. The All-Time Starting Five and All-Time Team were selected in conjunction with the Cavaliers 30th Anniversary season of 1999-2000.

Always active in community affairs, Carr won the Walter Kennedy Citizenship Award after the 1979-80 season, an award which recognizes an NBA player or coach who makes substantial contributions to his community. He continues his charitable activities with the Alzheimer's Association of Cleveland, the March of Dimes and the Center for Prevention of Domestic Violence. He is a board member of Y.O.U. (Youth Opportunity Unlimited) and hosts a golf tournament to assist fundraising efforts for the organization, in addition to making numerous speaking engagements to youth groups. Carr is also a regular contributor to Cavs HQ, making numerous public appearances where he talks with Cavs fans all over the community.

Carr recently celebrated 35 years of service as a member of the Cavaliers. A single-digit handicap golfer, Carr is the proud parent of Jason and Ashley, and grandfather to Austin and Aubre Rodriguez.



Angel Gray

FOX Sports Ohio Sideline Reporter

Angel Gray begins her third season as the sideline reporter for FOX Sports Ohio's Cavaliers telecasts. Gray has over 10 years of experience as a sports analyst and sideline reporter, and has also served as the play-by-play announcer for the WNBA's Los Angeles Sparks on Spectrum SportsNet.

Gray has additional broadcasting experience in college basketball, the WNBA and NCAA football, and has covered the NCAA women's basketball tournament, the WNBA Finals and the WNBA All-Star Game for NBATV. Gray's career in broadcasting started with her internship with Fox Sports Florida/Sun Sports in Orlando as a Production Assistant as part of the ACC Post-Graduate Program. Prior to joining the Cavaliers, she served as FOX Sports Southeast's sideline reporter for the WNBA's Atlanta Dream, a role she had held since July 2015, and additionally worked as the Dream TV reporter from June 2014-May 2017. Gray has also held various reporting jobs including her role with ESPN as an analyst for women's college basketball, UCLA as a color commentator for women's basketball, Sun Sports/FOX Sports Florida as the reporter for Florida State University basketball, the ACC Network/Raycom Sports and the SEC Network. She also spent two years as a writer for SLAM Magazine and SLAM.com, covering WNBA and women's college basketball. Gray has contributed as a studio analyst for CBS Sports and was the first woman to cover men's basketball as an analyst for Stadium Network. Beyond the court, she contributes as a moderator for A Step Up, a seminar that encourages professional development in the sports management industry for all levels of coaches.

A Georgia native, Gray graduated from Florida State University in 2010 with a degree in communications and social science. She was a four-year letter winner for the Seminoles' varsity women's basketball team, where she helped her team earn two regular season ACC championships, four NCAA tournament appearances, two Sweet 16 berths and one Elite 8 appearance. Gray was also a member of the student-athlete advisory committee and Women in Leadership Development while a student at FSU. Prior to her career with the Seminoles, Gray attended Stone Mountain High School, where she still holds the scoring record.

Gray's parents are Robert and Cherri Gray. She is one of six siblings, who all played sports. Gray now considers herself a house divided, rooting for Cleveland and Atlanta sports. She also enjoys the diversity and different styles of cuisine around the Cleveland area.



Jeff Phelps

FOX Sports Ohio Host/Reporter

Jeff Phelps begins his 18th season as the co-host of "Cavaliers Live," the Cavaliers pregame and postgame shows on FOX Sports Ohio. During the day, Phelps is co-host of the mid-day show, "Baskin & Phelps," on Cleveland sports talk radio station 92.3 The Fan. In addition, Phelps is the halftime and postgame host of the Cleveland Browns Radio Network, and did play-by-play for Browns games during the 2014 preseason.

Along with his hosting work on Cavalier telecasts, Phelps has performed a variety of other duties with FOX Sports Ohio, including sideline reporting on Cavalier telecasts, play-by-play of Mid-American Conference football and basketball games, play-by-play of Thursday Night High School Football, hosting Cleveland Indians pregame and postgame shows and hosting Ohio State football and Mid-American Conference programming. Phelps was also the producer and host of the classic car television show "Cruise-In" for three seasons on FOX Sports Ohio.

Prior to joining FOX Sports Ohio in 2003, Phelps spent 15 years with WUAB-TV and WOIO-TV in Cleveland as a sports anchor-reporter. He began his career in sports broadcasting at WAKR-TV/Radio in Akron before moving on to KJAC-TV in Beaumont, Texas, where he served as a sports anchor-reporter for five years.

A three-time Emmy award-winner for sports reporting, Phelps was named Ohio Sportscaster of the Year by the National Sportscasters and Sportswriters Association in 1994. He was a 2007 inductee into the Radio/Television Broadcasters Hall of Fame of Ohio.

Phelps is a graduate of Kent State University. He resides in Medina, Ohio with his wife, Gayle, and their three children.



M. Campy Russell

Television Pregame & Postgame Analyst

Director of Alumni Relations

Campy Russell begins his 14th season providing analysis on the FOX Sports Ohio pregame and postgame show, "Cavaliers Live," after spending three seasons as the team's broadcast analyst on the WUAB TV 43 Cavaliers pregame and postgame show. He is also the Cavaliers' Director of Alumni Relations, helping connect former Cavs players with the organization and fans. Because of his efforts, alumni are active in the community and at Cavaliers home games, where they visit with fans, make special presentations and are involved in charitable fundraising.

Russell played 10 years in the NBA, including seven with the Cavs (1974-75 to 1979-80 and 1984-85), where he was an NBA All-Star in 1979. He played three seasons with the New York Knicks from 1980-83 and led the league in three-point field goal percentage (.439) in 1981-82. Russell was named to the Cavaliers' All-Time Team and remains in the Cavs' all-time Top 10 in six categories. He entered the 1974 NBA Draft as junior under the hardship clause and was the eighth pick of the first round.

In 2002, Russell rejoined the Cavaliers as the team's outer market events specialist, a position involving sales, community relations and youth basketball programs. In 2004, he championed the Cavaliers' annual Black Heritage Celebration, one of the most comprehensive cultural celebrations in the NBA. He was inducted into the Ohio Basketball Hall of Fame in 2014. He also received the Lifetime Achievement Award by Black Professionals Association Charitable Foundation (BPACF) in 2019.

Russell is an alumnus of the University of Michigan, graduating with a bachelor's degree in sports management and communications in 2000, and is a member of the university's Hall of Honor. He is the father of four daughters, Alex, Mandisa, Oyin, Saki and one son, Michael II, and is the proud grandfather of 12 grandchildren.



Tim Alcorn

Radio Play-By-Play Broadcaster

Tim Alcorn begins his second season as the Cavaliers radio play-by-play broadcaster on the Cavaliers Radio Network after originally being hired in September 2019. He conducts the Cavaliers broadcasts alongside Jim Chones, who is returning as the color analyst for his 11th season in the Cavaliers radio booth.

Before joining the Cavaliers, Alcorn spent the previous 27 years at AM930 WEOL in Lorain/Elyria, where he was most recently the lead sports voice, sports director and station manager. He has been a sportscaster in the Northeast Ohio area since 1985, beginning his radio career at WOBL in Oberlin after graduating from Kent State University, and later joining AM930 WEOL in 1992.

During his time at WEOL, Alcorn was the host of "Countdown at The Q" and "From the Dugout," live on-site pregame shows before home Cavaliers and Indians games, respectively. He was additionally the play-by-play announcer for thousands of local high school football, basketball, baseball and softball games, and hosted multiple radio programs promoting high school athletics. Alcorn has previously filled in as the play-by-play announcer for Cleveland Gladiators games and as the pregame, halftime and postgame studio host for the Cavaliers Radio Network.

Alcorn has been honored with several Hall of Fame inductions over his career, including the Lorain County Football Coaches Hall of Fame, the Lorain County Boys and Girls Basketball Coaches Association Hall of Fame, the Elyria Area Umpires Hall of Fame and the Ohio High School Basketball Coaches Hall of Honor. He has also been a recipient of the Lorain County Athletic Administrators Citizenship Award and the OHSA Northeast District Sportsmanship, Ethics and Integrity Award, and is a three-time winner of the Ohio Associated Press "Best Sports Broadcaster" award. He serves on both the Midview and Elyria Sports Hall of Fame committees and is an inductee of the "Make a Difference" Hall of Honor at his alma mater, Midview High School.

Alcorn and his wife, Diane, are the proud parents of four children – daughters Kara and Alyssa, and sons Shawn and Ryan.



Jim Chones

Radio Color Analyst and Postgame Radio Analyst

Jim Chones returns for his 11th season as the color analyst on the Cavaliers Radio Network, providing in-game commentary for all Cavs games as well as postgame analysis following all home games. Jim also appears every Wednesday morning at 8:25 a.m. on WTAM 1100 with Bill Wills and Mike Snyder for the Daily Cavs Update, and is very active in the community as part of the of the Cavaliers Legends program.

Chones played with the Cavaliers for five seasons, including the "Miracle of Richfield" season in 1975-76 when he averaged a career-high 15.8 points per game while contributing 9.0 rebounds per contest. The former center is seventh on the list of all-time Cavaliers rebounders with 3,790 boards and is eighth with 2,750 defensive rebounds. In April 1991, Chones was chosen by Cavs fans as the center for the "Classic Cavs Team" covering the first 20 years of the Cleveland Cavaliers' history.

Before joining the Cavaliers for the 1974-75 season, Chones played for two years in the American Basketball Association for the New York Nets and the Carolina Cougars. He earned an NBA Championship ring with the Los Angeles Lakers in 1980 and after two years with the Lakers, he completed his NBA career with the Washington Bullets.

Chones played three seasons with the Marquette Warriors before turning pro. He was a starter on the United States squad in the 1972 Pan American Games.

Following his playing career, Chones spent 10 seasons as the color analyst for Cavaliers games on SportsChannel Ohio and the Cavs Television Network. He also served as a color analyst for college games on ESPN and for the NBA's Milwaukee Bucks on Fox Sports Wisconsin.

Jim and his wife, Elores, who reside in Beachwood, are the parents of daughters Kareeda and Kaayla, and of triplet sons Kameron, Kyle and Kendall. His family is the only family in NCAA Division I history to have six family members play Division I sports.



Mike Snyder

Radio Network Studio Host

Mike Snyder returns as the Cavaliers Radio Network Studio Host for the 2020-21 season, his 29th straight year in the position. Snyder begins each Cavaliers Radio Network broadcast with the 30-minute "Huntington Tip-Off Show," a comprehensive look at what's happening around the NBA, featuring interviews, game reports, injury updates and a preview of the Cavaliers game with Head Coach J.B. Bickerstaff and radio play-by-play announcer Tim Alcorn.

Following every game, Snyder also hosts the "Tito's Nightcap Recap" postgame call-in show with Jim Chones and/or Brad Sellers. The call-in show features Head Coach J.B. Bickerstaff's postgame press conference, players' comments from both locker rooms, as well as comments from fans all across the Cavaliers radio network. The show call-in numbers are (216) 420-2700 and 1-800-474-8255. Snyder also serves as an occasional co-host of "Cavs HQ," which airs on both Fox Sports Ohio and the Cavs Radio Network.

Snyder is currently the Sports Director at WTAM 1100, where he is co-host of the Wills & Snyder show on mornings 5 a.m. to 9 a.m. He has also hosted pregame and postgame shows for the Cleveland Browns radio network.

Throughout his career, Snyder has done play-by-play announcing for Browns preseason games, the University of Akron, Kent State, Cleveland State basketball, Cleveland Force soccer and Canton-Akron Indians baseball. Snyder was inducted into the Ohio Broadcasters Hall of Fame in 2000 and was named the 2014 recipient of the Excellence in Radio Broadcasting Award by the Cleveland Association of Broadcasters. In 2018, he was inducted into the Press Club of Cleveland's Hall of Fame.

Snyder and his wife, Janice, reside in Lakewood and are the parents of three adult children.



Brad Sellers

Cavs Radio Studio Analyst

Brad Sellers begins his 11th season as the Cavs Radio Network studio analyst. Following all road games, he teams with host Mike Snyder on the Cavaliers Postgame Call-In Show to recap the game, offer commentary and answer questions from the fans.

Sellers played six seasons in the NBA after being drafted by the Chicago Bulls as the ninth overall pick in the 1986 NBA Draft. He appeared in 398 NBA games and finished his career with averages of 6.3 points and 2.7 rebounds per game. After finishing his NBA career, Sellers played professionally in Spain and France before retiring in 2000. He is an alumni of The Ohio State University, where he played basketball for two seasons after transferring from the University of Wisconsin, where he also played for two years.

A local high school product, Sellers is one of the most decorated athletes to play in the Greater Cleveland Area. He led Warrensville Heights to an 88-14 record during his high school career.

Sellers is currently the mayor of the City of Warrensville Heights. He is the seventh mayor of the city and the first native resident of Warrensville Heights to be elected to the office. He was sworn in as mayor on January 1, 2012.



Rafael Hernández Brito

Bilingual Radio Announcer, Cleveland Cavaliers

Veteran broadcaster Rafael Hernández-Brito, known as Rafa “El Alcalde” (“The Mayor”), returns for his seventh season of bringing his high-energy play-by-play style to each of his Cleveland Cavaliers broadcasts. Prior to joining the Cavs, Hernández-Brito was the Spanish voice of Brooklyn Nets games for the franchise’s first two seasons. He also was the voice of the New Jersey Nets from 1997 to 2001, and called the action for St. John’s University men’s basketball during that same period. In 2018, Rafa became the first Spanish voice of the Cleveland Browns.

Nationally, his broadcasting experience includes eight years as the voice of NFL football for Spanish broadcasts of Thursday Night Football, Sunday Night Football, Monday Night Football, the playoffs and Superbowl on Univision from 2005 to 2013. Hernández-Brito, who has worked 11 Super Bowls, was also the Spanish play-by-play voice of the Miami Dolphins and has handled the play-by-play for Major League Baseball, boxing and UFC. Rafa additionally covered the Soccer World Cups from 1998 to 2014. With the 2015 NBA Finals, he became the first broadcaster in the United States to call the Finals of all 3 major sports in Spanish. Rafa has been the Public Address Announcer and voice of legendary Azteca Stadium in Mexico City for NFL Mexico games since 2016. In March of 2017, he became the first broadcaster to call the NCAA Men’s Basketball Final Four in Spanish for Westwood One.

Rafa finished high school at Locust Valley, N.Y. He went on to earn a degree in mechanical engineering at Boston University, followed by a successful run working for Coors Brewing Co., where his buoyant personality made him a natural in sales and marketing. Nonetheless, he chose to follow his passion for sports and broadcasting.

Hernández-Brito served as sports director at Univision Radio from 2005 to 2013, where he was also the host/ringleader of “Locura Deportiva”, Univision Radio’s most successful sports program, presiding over candid, colorful, often comical discussions on the topics of the day as “El Alcalde” (“The Mayor”). He was also the creator and longtime host of “El Garaje de AutoZone,” a Saturday morning automotive show perhaps best described as a Spanish-language version of the immensely popular NPR program “Car Talk.”

Rafa’s path to the booth is an American dream. Today, he has a daily syndicated radio sports show airing in the US and Latin America, is the cohost of the Emmy-award winning show “Cavs HQ” on Fox Sports Ohio and also served as the executive producer of the popular podcast “Road Trippin’ with RJ and Channing.”



Scott Zurilla

Senior Producer, Cavaliers Radio Network Canton Charge Play-By-Play Announcer

Scott Zurilla serves as the Senior Producer of the Cavaliers Radio Network, a position he has had for the past 25 years, where he is responsible for overall game broadcast content which includes providing information, interviews and other support to studio host and play-by-play announcers.

In addition to his Cavs responsibilities, Zurilla begins his 10th season as the Play-By-Play Announcer for the Canton Charge. Zurilla calls the live game broadcasts on 99-7 Canton's New Country and NBAGLeague.com, as well as providing video content for CantonCharge.com and keeping Charge fans updated with inside information via his Twitter account @ZManCavs.

From 1997 to 2003, Zurilla was the studio host for the Cleveland Rockers radio broadcasts. Prior to that, he served as the play-by-play announcer for the Time Warner high school game of the week in 1990, a job that he did until 2007.



Joe Gabriele

Cavaliers/Cavs.com Beat Writer

Joe Gabriele heads into his 18th season as the beat writer for the Cleveland Cavaliers' official website, Cavs.com. Gabriele is responsible for the site's overall content including game previews, recaps and feature articles. He also pens the features for Sword Magazine.

Before joining the Cavaliers in 2003, Gabriele served as both newsdesk and team sites editor for the NBA in New York and New Jersey. Prior to working for the NBA, he was a managing editor at Professional Sports Publishing, also in New York. He has written for national and local publications such as HOOP Magazine and the Downtown Tab.

Gabriele is a graduate of Cleveland State University and enjoys painting, kayaking and biking in his free time.



B.J. Evans

Director of Basketball Communications

B.J. Evans was named Director of Basketball Communications for the Cavaliers in June 2013. Evans leads the Basketball Communications Team in promoting on- and off-court endeavors of the Cavaliers' organization, its players, coaches and basketball front office staff as well as facilitating the requests of the local, national and international media. Evans will also assist engagement with the Cavaliers Legends and alumni activities.

Prior to becoming director of basketball communications, Evans spent nine seasons with the Charlotte Bobcats. He was most recently the team's Vice President of Communications, where he oversaw the organization's basketball and business publicity efforts and was the primary liaison between the team and the local, national and international media. He was also responsible for day-to-day media operations and coordinated press conferences and interviews for the team's players, coaches and front office staff.

Evans, who initially joined the Bobcats as Public Relations Manager in March 2004, was named Director of Media Services in May 2006 and took over the department, which was later changed to Basketball Communications, in December of that year. Prior to joining the Bobcats, Evans served as Assistant Director of Sports Media Relations with the Miami Heat and earlier was the Media Relations Manager for the former NBA D-League affiliate Asheville Altitude during the league's inaugural season, managing all of the team's media relations functions.

Evans served as Assistant Commissioner for Media Relations at the Mid-Eastern Athletic Conference (MEAC) and served as an NCAA Committee Representative for the NCAA Women's Basketball Tournament from 1999-2001. Additionally, his experience includes stints as Sports Information Director and head of game operations at North Carolina A&T State University and at the University of Maryland-Eastern Shore. During the 1996 Centennial Olympic Games in Atlanta, he served as Tribune Manager at the inaugural beach volleyball venue.

A graduate of North Carolina A&T State University, Evans earned his B.A. in Public Relations. He was most recently named Vice President of the Cleveland Alumni Chapter of the N.C. A&T. He and his wife, Kyle, have one daughter, Bailey.



Jeff Schaefer


Basketball Communications Senior Manager

Jeff Schaefer was promoted to Cavaliers Basketball Communications Senior Manager in August of 2016 after spending the previous three seasons as the Basketball Communications Manager and the three before that as Basketball Communications Coordinator. Schaefer assists in managing all areas of the Basketball Communications Team, including arranging interviews with players, coaches and front office personnel, writing press releases, editing media guides and managing the day-to-day operations of

the department. He also helps oversee the Basketball Communications Team's game-night staff and assists the Basketball Operations Team with statistical studies and projects.

Prior to joining the Basketball Communications team, Schaefer spent one year with the Cavaliers organization as the Corporate Communications Coordinator. He started with the Cavs as the Basketball Communications Game Night Assistant in 2006 and then spent the next two seasons as the department's seasonal assistant.

A native of Elyria, Ohio, Schaefer attended the University of Toledo where he earned his B.A. degree in communications. He resides in Lakewood, Ohio with his wife, Kaylin and two kids.



Cherome Owens

Basketball Communications Manager

Cherome Owens was promoted to Basketball Communications Manager for the Cleveland Cavaliers in July 2018. He is primarily responsible for writing and editing game notes, press releases, overseeing media credentials and team publications, helping arrange interviews with players, coaches and front office personnel, overseeing the team's media website, and managing team media coverage and archives.

Owens was previously the department's coordinator for three years (2015-2018) after spending two seasons with the team as the sports communications coordinator (2013-2015) and four seasons as a basketball communications seasonal assistant (2009-2013). Prior to joining the Cavaliers, Owens was the public relations intern for the Milwaukee Bucks during the 2008-09 season and Cleveland Indians in 2011. He received his first position in professional sports for the Bucks in 2003-04 as a team attendant.

A native of Milwaukee, Wisconsin, Owens attended the University of Wisconsin-Whitewater, graduating with honors in 2008 with a B.A. in print journalism and earning a minor in coaching. He lives in Middleburg Heights, Ohio with his fiancé, Erin, daughter, Flora, and his dog, Ziggy.



Alyssa Dombrowski

Basketball Communications Coordinator

Alyssa Dombrowski enters her seventh season with the Cavaliers in 2020-21. She was promoted to Basketball Communications Coordinator in July 2018 after spending two years as Basketball Communications Assistant from 2016-18 and two years with the department as a Seasonal Assistant from 2014-16. She is primarily responsible for managing credential operations, facilitating media and internal requests for players and front office staff, writing press releases, media advisories and game notes, producing team publications, hiring and training the seasonal and game night assistant, managing the Cavaliers' game night stat crew and maintaining the department's official statistical Twitter account, @CavsNotes. She also helps develop the Cavaliers' basketball operations overall communications strategy and promotes core basketball themes through earned media.

Dombrowski previously interned with the Cavaliers in the summer of 2012. She additionally held public relations internships with Ohio State Athletics Communications and the Columbus Blue Jackets, and spent one season with the Cleveland Gladiators as a seasonal assistant. Her first full-time job in sports came in 2013, when she joined the American Hockey League front office as the coordinator of digital media and communications for one year before returning home to Cleveland.

A native of Brecksville, Ohio, Dombrowski graduated summa cum laude from the honors college at The Ohio State University in 2012, where she earned a B.A. in strategic communication with a minor in Spanish. In her free time, Dombrowski enjoys reading, listening to music, exercising and spending time with friends and family.



Tad Carper

Executive Vice President / Chief Communications Officer

After being named Vice President of Communications in April of 2003, Tad Carper was promoted to Senior Vice President/Communications for the Cavaliers and Quicken Loans Arena organization in August of 2006. Broadcasting was added to the communications group during the 2012-13 Cavaliers season. Carper was promoted to Executive Vice President and Chief Communications Officer in September of 2017. In his position, Carper oversees organizational public relations, media engagement and communications elements, broadcasting and community relations for the Cleveland Cavaliers and Rocket Mortgage FieldHouse organization. In addition, Carper serves as a member of the organization's executive leadership group working on the strategic business planning, positioning and operation of the franchise and affiliated teams and properties, as well as other special business projects and Family of Companies (FOC) initiatives and engagement.

Prior to becoming Vice President of Communications, Carper was the Vice President of Marketing for the then Cavaliers/Gund Arena Company from early 2000 through the conclusion of the 2002-03 Cavaliers season. He led the re-branding process for the Cavaliers that involved the change in team colors, logos and uniforms (back to a "new expression of wine and gold") that were launched at the final game of the 2002-03 season.

For more than 30 years, Carper has held a variety of sports and entertainment industry sales, marketing, and communications positions. Immediately prior to joining the Cavaliers Operating Company, he was the vice president of sales and marketing for the Lansing (Michigan) Entertainment & Public Facilities Authority. Prior to that, Carper was a director for SMG, the organization that operates the Jacksonville (FL) Sports, Entertainment and Convention Facilities. He made key contributions to the successful renovation, grand opening and first two seasons of Jacksonville Municipal Stadium (home of the NFL's Jaguars), as well as the renovation of the Times-Union Center for the Performing Arts and the Veterans' Memorial Coliseum.

Carper, 58, holds a Master of Science degree in Sport Management from the University of Richmond (Virginia), as well as a Bachelor of Science degree in Business Administration from Shepherd University (West Virginia). He resides in Cleveland, Ohio with his wife, Ann. Tad and Ann have three children, Madison Howard (husband Joe), Clay, and Libby.



Phyllis Salem

Senior Director, Corporate Communications

Phyllis Salem begins her 33rd season with the Cleveland Cavaliers, which started at the Richfield Coliseum in 1987 as director of arena public relations.

Salem oversees the corporate communications team, which is responsible for the off-the-court informational communications and support for the Cavaliers and Rocket Mortgage FieldHouse, including marketing, community relations, event publicity, special projects and other organizational initiatives. Other areas of focus include internal communications, customer service and media relations.

Over the past 32 years, Salem has been involved in many areas of the Cavaliers and Rocket Mortgage FieldHouse's growth to becoming one of the top NBA teams and sports and entertainment facilities in the country. Prior to her career with the Cavaliers, Salem spent seven years in Houston, Texas at KRIV-TV and then at CBS affiliate KHOU-TV as director of on-air promotion before returning to her hometown of Cleveland, Ohio.

Salem holds a Bachelor of Arts in public relations/ journalism and marketing from Kent State University.



Opponents

Cedi Osman led the Cavaliers in three-point percentage in 2019-20 (.383) and connected on 10-of-18 (.556) shots from long distance in the four games against the Chicago Bulls this past season.

ATLANTA HAWKS

101 Marietta St., Suite 1900
Atlanta, GA 30303
Emory Sports Medicine Complex
1968 Hawks Lane
Brookhaven, GA 30329
Phone: (404) 878-3800
www.hawks.com



Principal Owner & Chair of Board of Directors/NBA Governor Tony Ressler
Chief Executive Officer Steve Koonin
President of Basketball Operations/General Manager Travis Schlenk
Assistant General Manager Landry Fields
Vice President, Basketball Operations Rod Higgins
Vice President, Athletic Performance and Sports Medicine Chelsea Lane
Vice President, Salary Cap Administration Michelle Leftwich
Vice President, Team Operations Dan Martinez
Vice President, Player Personnel Derek Pierce
Head Coach Lloyd Pierce
Assistant Coaches Nate McMillan, Melvin Hunt, Chris Jent,
Marlon Garnett, Matt Hill

Special Assistant to the Head Coach Nate Babcock
Head Video Coordinator Dipesh Mistry
Head Athletic Trainer Scottie Parker
Head Strength & Conditioning Coach Michael Irr
Senior Vice President, Public Relations Garin Narain
Senior Director of Media Relations Jon Steinberg
Manager of Media Relations Jelani Downing
Team Colors Torch Red, Infinity Black, Legacy Yellow Granite Gray
Home Court State Farm Arena (16,888, 1999)
Radio Steve Holman, Mike Conti (92.9 The Game)
Television Bob Rathbun, Dominique Wilkins,
Kelly Crull (FOX Sports Southeast)

2019-2020 SEASON SERIES (2-0) CLEVELAND CAVALIERS VS. ATLANTA

PLAYER	G	GS	MIN	-FIELD GOALS-			-3-POINT FG-			-FREE THROWS-			--REBOUNDS--		AST	PF	DQ	STL	TO	BLK	PTS	AVG	HI	
				FG	FGA	PCT	FG	FGA	PCT	FT	FTA	PCT	OFF	DEF										TOT
Sexton	2	-	68	19	37	.514	1	5	.200	9	11	.818	1	7	8	9	3	0	2	6	0	48	24.0	25
Nance	1	1	35	8	11	.727	2	5	.400	5	5	1.000	5	7	12	2	2	0	3	3	2	23	23.0	20
Love	1	1	34	7	16	.438	3	10	.300	3	3	1.000	1	7	8	5	2	0	1	5	1	20	20.0	20
Drummond (TOT)	4	4	113	31	53	.585	0	2	.000	12	17	.706	21	38	59	8	14	0	11	16	5	74	18.5	23
Drummond (CLE)	1	1	22	6	10	.600	0	1	.000	2	3	.667	5	10	15	1	2	0	0	5	2	14	14.0	14
Garland	2	2	58	14	26	.538	3	7	.429	2	2	1.000	0	1	1	8	7	0	0	4	1	33	16.5	21
Porter	2	0	55	14	21	.667	3	4	.750	2	2	1.000	1	12	13	4	8	0	3	5	0	33	16.5	18
Thompson	2	1	58	12	22	.545	3	3	1.000	3	6	.500	8	13	21	3	2	0	3	1	30	15.0	27	
Osman	2	2	66	8	25	.320	4	14	.286	1	1	1.000	1	7	8	5	6	0	1	5	1	21	10.5	18
Dellavedova	1	0	19	3	7	.429	0	2	.000	2	2	1.000	2	1	3	4	2	0	1	2	0	8	8.0	8
Henson	1	0	19	2	3	.667	0	0	---	2	2	1.000	0	4	4	0	0	0	2	3	6	6.0	6	
Exum (TOT)	1	0	19	2	4	.500	1	2	.500	0	0	---	0	4	4	3	3	0	1	1	0	5	5.0	5
Exum (CLE)	1	0	19	2	4	.500	1	2	.500	0	0	---	0	4	4	3	3	0	1	1	0	5	5.0	5
Knight	1	0	11	1	4	.250	1	2	.500	0	0	---	0	0	0	0	0	0	0	1	1	3	3.0	3
McKinnie	2	0	15	2	4	.500	0	2	.000	0	0	---	0	1	1	0	1	0	0	0	4	2.0	2	
Macura	1	0	1	0	0	---	0	0	---	0	0	---	0	0	0	0	0	0	0	0	0	0.0	0	
CAVALIERS	2	-	480	98	190	.516	21	57	.368	31	37	.838	24	74	98	44	38	0	16	40	12	248	124.0	127
HAWKS	2	-	480	81	179	.453	28	76	.368	33	42	.786	14	61	75	47	46	0	22	33	12	223	111.5	118

2020-21 FIRST HALF SCHEDULE VS. HAWKS

1/2/21 at Atlanta 7:30 PM
2/23/21 at Cleveland 7:00 PM

2019-20 RESULTS VS. HAWKS

12/23/19 at Cleveland (W) 121-118
2/12/20 at Cleveland (W) 127-105
3/14/20 at Atlanta Canceled
4/15/20 at Atlanta Canceled

ALL-TIME RESULTS

70-71 0-4 95-96 1-3
71-72 2-4 96-97 1-3
72-73 4-3 97-98 0-4
73-74 3-4 98-99 1-2
74-75 4-3 99-00 1-3
75-76 5-2 00-01 2-2
76-77 2-2 01-02 1-3
77-78 3-1 02-03 0-4
78-79 1-3 03-04 3-1
79-80 2-4 04-05 4-0
80-81 5-1 05-06 2-1
81-82 2-4 06-07 3-1
82-83 0-6 07-08 2-1
83-84 3-3 08-09 3-1
84-85 3-3 09-10 3-1
85-86 2-4 10-11 0-3
86-87 2-4 11-12 0-3
87-88 1-5 12-13 2-2
88-89 2-4 13-14 0-3
89-90 3-2 14-15 1-3
90-91 2-3 15-16 3-0
91-92 5-0 16-17 1-3
92-93 5-0 17-18 3-1
93-94 1-3 18-19 1-2
94-95 4-1 19-20 2-0
All-Time Record: 106-123

SERIES NOTES

Overall Record: 106-123 Home: 67-51 RMFH: 27-23 Road: 39-72
Current Streak: Won 2 Home Streak: Won 3 Road Streak: Lost 1
Last Win: 2/12/20 Last Home Win: 2/12/20 Last Road Win: 2/9/18
Last Loss: 12/29/18 Last Home Loss: 10/21/18 Last Road Loss: 12/29/18

SERIES HIGHLIGHTS

Cavaliers Individual Bests:

Points: 48 - LeBron James, 12/30/09

Rebs: 22 - Elmore Smith, 1/22/78

Assists: 20 - Mark Price, 4/4/90

Biggest Win: 43 points on 3/22/92 (123-80)

Biggest Loss: 34 points on 12/31/70 (85-119)

Hawks Individual Bests:

Points: 50 - Pete Maravich, 2/5/72

Rebs: 25 - Kevin Willis, 4/13/93 (2 OT)

Assists: 17 - Doc Rivers, 12/9/86

BOSTON CELTICS

226 Causeway Street
Fourth Floor
Boston, MA 02114
Phone: (617) 854-8000
Fax: (617) 523-5949
www.celtics.com



Managing Partner, Governor & Chief Executive Officer... Wyc Grousbeck
Team President and Alternate Governor... Rich Gotham
President of Basketball Operations... Danny Ainge
VP of Basketball Operations & Team Counsel... Mike Zarren
Head Coach... Brad Stevens
Assistant Coaches... Jay Larmanaga, Jamie Young, Jerome Allen,
Scott Morrison, Joe Mazzulla, Brandon Bailey
Director of Performance... Art Home
Director of Basketball Administration... Frank Burke
Head Strength and Conditioning Coach... Ty Yeaton

Sr. Vice President of Communications... Christian Megliola
Vice President, Media Services/Alumni Relations... Jeff Twiss
Vice President of Public Relations... Heather Walker
Media Services Manager... Brian Olive
Assistant Communications Manager... Brandon Chinn
Team Colors... Green, Gold, Black, Brown, Beige, White
Home Court... TD Garden (18,624, 1995)
Radio... Sean Grande, Cedric Maxwell
(98.5 FM The Sports Hub)
Television... Mike Gorman, Brian Scalabrine (NBC Sports Boston)

2019-2020 SEASON SERIES (0-4)

CLEVELAND CAVALIERS VS. BOSTON

PLAYER	G	S	MIN	-FIELD GOALS-			-3-POINT FG-			-FREE THROWS-			--REBOUNDS--			AST	PF	DQ	STL	TO	BLK	PTS	AVG	HI
				FG	FGA	PCT	FG	FGA	PCT	FT	FTA	PCT	OFF	DEF	TOT									
Sexton	4	4	141	36	78	.462	5	16	.313	14	14	1.000	5	7	12	14	14	0	2	7	1	81	22.8	41
Love	4	4	131	29	59	.492	13	33	.394	9	11	.818	9	31	40	13	6	0	1	7	3	80	20.0	30
Thompson	3	3	102	20	36	.556	0	1	.000	8	16	.500	17	14	31	5	6	0	2	8	1	48	16.0	19
Clarkson	2	0	52	11	27	.407	4	13	.308	5	5	1.000	0	6	6	7	2	0	1	4	2	31	15.5	19
Drummond (TOT)	2	2	69	11	17	.647	0	1	.000	3	11	.273	4	20	24	11	7	0	9	11	1	25	12.5	13
Nance	4	1	92	14	25	.560	6	10	.600	8	14	.571	8	21	29	7	2	0	4	3	1	42	10.5	19
Osman	4	4	129	13	43	.302	7	23	.304	6	8	.750	5	11	16	10	9	0	4	4	1	39	9.8	13
Exum (TOT)	1	0	15	3	3	1.000	1	1	1.000	2	4	.500	0	0	0	1	1	0	2	1	0	9	9.0	9
Exum (CLE)	1	0	15	3	3	1.000	1	1	1.000	2	4	.500	0	0	0	1	1	0	2	1	0	9	9.0	9
Porter	3	0	59	9	18	.500	1	4	.250	7	10	.700	0	7	7	8	5	0	3	5	1	26	8.7	16
Knight	1	0	12	2	4	.500	0	0	---	0	0	---	0	2	2	1	2	0	0	0	0	6	6.0	6
Garland	3	3	80	7	29	.241	1	8	.125	0	0	---	1	8	9	3	5	0	2	8	0	15	5.0	9
Henson	2	0	13	4	7	.571	0	1	.000	1	3	.333	1	0	1	0	1	0	1	0	9	4.5	9	
Zicic	3	0	22	4	9	.444	0	0	---	4	5	.800	3	3	6	0	3	0	0	0	2	12	4.0	8
Dellavedova	4	1	80	4	17	.235	1	9	.111	0	0	---	2	10	12	16	4	0	0	1	0	9	2.3	5
Wade	1	0	16	1	1	1.000	0	0	---	0	0	---	0	2	2	1	1	0	0	0	1	2	2.0	2
McKinnie	3	0	16	2	4	.500	1	2	.500	0	0	---	1	2	3	0	4	0	2	1	0	5	1.7	3
CAVALIERS	4	-	960	159	360	.442	42	125	.336	64	90	.711	52	124	176	86	65	0	24	51	13	424	106.0	117
CELTICS	4	-	960	182	344	.529	52	127	.409	54	68	.794	34	142	176	90	85	0	27	54	38	470	117.5	129

2020-21 FIRST HALF SCHEDULE VS. CELTICS

1/24/21 at Boston 4:00 PM

2019-20 RESULTS VS. CELTICS

11/5/19	at Cleveland (L)	113-119
12/9/19	at Boston (L)	88-110
12/27/19	at Boston (L)	117-129
3/4/20	at Cleveland (L)	106-112

ALL-TIME RESULTS

70-71	1-3	95-96	3-1
71-72	1-5	96-97	2-1
72-73	1-5	97-98	3-1
73-74	2-4	98-99	2-2
74-75	1-3	99-00	2-2
75-76	2-3	00-01	1-2
76-77	3-1	01-02	0-4
77-78	3-1	02-03	0-4
78-79	2-2	03-04	1-3
79-80	2-4	04-05	2-1
80-81	1-4	05-06	4-0
81-82	0-5	06-07	2-1
82-83	1-5	07-08	2-2
83-84	0-6	08-09	2-2
84-85	0-6	09-10	2-2
85-86	1-5	10-11	1-2
86-87	2-3	11-12	1-2
87-88	3-2	12-13	2-2
88-89	4-1	13-14	0-3
89-90	1-3	14-15	2-2
90-91	1-3	15-16	2-1
91-92	1-3	16-17	3-1
92-93	1-3	17-18	2-1
93-94	3-1	18-19	0-4
94-95	2-2	19-20	0-4
All-Time Record: 80-133			

SERIES NOTES

Overall Record: 80-133	Home: 54-54	RMFH: 28-20	Road: 26-79
Current Streak: Lost 8	Home Streak: Lost 4	Road Streak: Lost 4	
Last Win: 2/11/18	Last Home Win: 10/17/17	Last Road Win: 2/11/18	
Last Loss: 3/4/20	Last Home Loss: 3/4/20	Last Road Loss: 12/27/19	

SERIES HIGHLIGHTS

Cavaliers Individual Bests:		Celtics Individual Bests:	
Points: 44 - Brad Daugherty, 4/15/88		Points: 50 - Paul Pierce, 2/15/06	
Rebs: 21 - Cliff T. Robinson, 4/3/84		Rebs: 25 - Dave Cowens, 12/9/72	
Assists: 17 - Andre Miller, 1/26/02		Assists: 16 - Douglas 4/23/93, Bird 3/21/90	
Biggest Win: 31 points on 4/12/09 (107-76)			
Biggest Loss: 39 points on 4/12/15 (78-117)			

BROOKLYN NETS

HSS Training Center
168 39th Street, 8th Floor
Brooklyn, NY 11232
Phone: (718) 933-3000
www.brooklynnets.com



Governor.....	Joe Tsai	Head Athletic Trainer/Physical Therapist.....	Sebastian Poirier
Alternate Governor.....	Oliver Weisberg	Director of Performance Rehabilitation.....	Stefania Rizzo
Alternate Governor & CEO.....	David Levy	Physiotherapist.....	Andy Barr
General Manager.....	Sean Marks	Head Strength and Conditioning Coach.....	Dan Liburd
Assistant General Managers.....	Jeff Peterson, Andy Birdsong	Physical Performance Coach.....	Daniel Jones
Head Coach.....	Steve Nash	Senior Director of Public Relations.....	Aaron Harris
Assistant Coaches.....	Jacque Vaughn, Mike D'Antoni, Ime Udoka, Royal Ivey, Jordan Ott, Ryan Forehan-Kelly	Senior Manager of Public Relations.....	Eli Pearlstein
Assistant Coach/Director of Player Development.....	Adam Harrington	Senior Manager of Public Relations.....	Mitch Heckart
Assistant Coach/Player Development Coach.....	Tiago Splitter	Public Relations Coordinator.....	Megan Walsh
Player Development Assistant.....	Amar'e Stoudemire	Team Colors.....	Black, White
Director of Sport Science.....	Dee Meehan	Home Court.....	Barclays Center (17,732, 2012)
Director of Sports Medicine.....	Les Gels	Radio.....	Chris Carrino, Tim Capstraw (WFAN 660 AM/101.9 FM)
		Television.....	Ian Eagle, Ryan Ruocco, Sarah Kustok, Richard Jefferson, Michael Grady (YES Network)

2019-2020 SEASON SERIES (0-1) CLEVELAND CAVALIERS VS. BROOKLYN

PLAYER	G	GS	MIN	-FIELD GOALS-			-3-POINT FG--			-FREE THROWS-			--REBOUNDS--		AST	PF	DQ	STL	TO	BLK	PTS	AVG	HI	
				FG	FGA	PCT	FG	FGA	PCT	FT	FTA	PCT	OFF	DEF										TOT
Clarkson	1	0	26	8	17	.471	5	7	.714	2	3	.667	0	2	2	3	2	0	0	0	23	23.0	23	
Nance	1	1	33	8	16	.500	2	6	.333	2	2	1.000	5	8	13	2	1	0	1	1	20	20.0	20	
Drummond (TOT)	3	3	115	23	52	.442	0	2	.000	11	20	.550	16	38	54	12	13	0	5	10	9	57	19.0	25
Sexton	1	1	33	7	22	.318	1	6	.167	3	4	.750	2	1	3	2	0	0	0	0	18	18.0	18	
Osman	1	1	31	6	8	.750	1	3	.333	2	3	.667	0	3	3	1	1	0	1	1	15	15.0	15	
Garland	1	1	22	4	10	.400	3	5	.600	0	0	---	0	3	3	1	0	0	5	0	11	11.0	11	
Thompson	1	1	32	3	8	.375	0	0	---	1	4	.250	2	8	10	2	2	0	0	3	2	7	7.0	7
McKinnie	1	0	17	2	6	.333	1	1	1.000	0	0	---	1	3	4	0	2	0	0	0	5	5.0	5	
Porter	1	0	29	2	5	.400	0	2	.000	1	2	.500	1	4	5	7	3	0	2	1	0	5	5.0	5
Delaviedova	1	0	16	0	2	.000	0	2	.000	2	2	1.000	1	1	2	6	3	0	1	0	2	2.0	2	
CAVALIERS	1	-	240	40	94	.426	13	32	.406	13	20	.650	12	33	45	24	14	0	5	12	4	106	106.0	106
NETS	1	-	240	44	94	.468	11	34	.324	9	11	.818	12	36	48	29	21	0	8	10	10	108	108.0	108

2020-21 FIRST HALF SCHEDULE VS. NETS		
1/20/21	at Cleveland	7:00 PM
1/22/21	at Cleveland	7:30 PM

2019-20 RESULTS VS. NETS		
11/25/19	at Cleveland (L)	106-108
3/28/20	at Brooklyn	Canceled
4/13/20	at Cleveland	Canceled

ALL-TIME RESULTS		
76-77	3-1	98-99 3-0
77-78	3-1	99-00 2-2
78-79	3-1	00-01 3-0
79-80	3-3	01-02 1-3
80-81	3-3	02-03 2-2
81-82	0-6	03-04 1-2
82-83	0-6	04-05 1-3
83-84	2-3	05-06 2-2
84-85	2-3	06-07 2-1
85-86	3-3	07-08 1-3
86-87	4-2	08-09 3-0
87-88	5-1	09-10 4-0
88-89	4-0	10-11 1-3
89-90	4-0	11-12 2-2
90-91	2-2	12-13 0-3
91-92	2-2	13-14 2-2
92-93	2-2	14-15 3-1
93-94	2-2	15-16 3-1
94-95	4-0	16-17 3-0
95-96	1-2	17-18 3-1
96-97	4-0	18-19 1-3
97-98	3-1	19-20 0-1
All-Time Record: 102-79		

SERIES NOTES			
Overall Record: 102-79	Home: 65-27	RMFH:33-15	Road: 37-52
Current Streak: Lost 3	Home Streak: Lost 3	Road Streak: Lost 1	
Last Win: 12/3/18	Last Home Win: 2/27/18	Last Road Win: 12/3/18	
Last Loss: 11/25/19	Last Home Loss: 11/25/19	Last Road Loss: 3/6/19	
SERIES HIGHLIGHTS			
Cavaliers Individual Bests:		Nets Individual Bests:	
Points: 42 - Mike Mitchell, 2/18/81, LeBron James, 3/12/08, Jordan Clarkson, 2/13/19		Points: 42 - Richard Jefferson, 12/22/04	
Rebs: 22 - John Lambert, 2/6/79		Rebs: 26 - Jayson Williams, 11/13/97	
Assists: 16 - Mark Price, 1/13/90		Assists: 18 - Kenny Anderson, 12/1/93	
Biggest Win: 36 points on 2/15/92 (128-92)			
Biggest Loss: 41 points on 11/22/02 (79-120)			

CHARLOTTE HORNETS

333 East Trade Street
Charlotte, NC 28202
Phone: (704) 688-8600
www.hornets.com



Chairman Michael Jordan
Managing Partner & Alternate Governor Curtis Polk
Office of the Chairman Estee Portnoy
President, Vice Chairman & Alternate Governor Fred Whitfield
President of Basketball Operations & GM Mitch Kupchak
Executive VP & Chief Operating Officer James R. Jordan
Assistant GM/Greensboro Swarm Pres. Of Basketball Ops Buzz Peterson
Head Coach James Borrego
Assistant Coaches Jay Triano, Chad Iske, Nate Mitchell
Ronald Nored, Dutch Gaitley

Assistant Coach/Director of Player Development Jay Hernandez
Director of Healthcare & Sports Performance Joe Sharpe
Associate Head Athletic Trainer Quinton Sawyer
Communications Josh Rosen, Brian Travis, Maggie Yang,
Natalie Breneman
Team Colors Purple, Teal, Black, Cool Gray, Light Blue
Home Court Spectrum Center (19,077, 2005)
Radio Sam Farber, Matt Carroll, James Hamlin (WFNZ)
Television Eric Collins, Dell Curry, Ashley ShahAhmadi
(Fox Sports Southeast)

2019-2020 SEASON SERIES (1-1) CLEVELAND CAVALIERS VS. CHARLOTTE

PLAYER	G	GS	MIN	-FIELD GOALS-			-3-POINT FG-			-FREE THROWS-			--REBOUNDS--			AST	PF	DO	STL	TO	BLK	PTS	AVG	HI
				FG	FGA	PCT	FG	FGA	PCT	FT	FTA	PCT	OFF	DEF	TOT									
Sexton	2	2	67	18	31	.581	4	8	.500	4	5	.800	0	3	3	4	9	0	4	9	0	44	22.0	23
Osman	2	2	59	15	20	.750	4	8	.500	1	4	.250	1	3	4	3	4	0	3	5	1	35	17.5	18
Love	2	2	64	11	22	.500	6	14	.429	6	6	1.000	0	22	22	11	4	0	1	4	2	34	17.0	18
Drummond (TOT)	3	3	114	21	39	.538	0	0	---	3	9	.333	14	46	60	12	12	0	2	12	2	45	15.0	16
Garland	2	2	61	8	22	.364	4	16	.250	1	2	.500	1	5	6	14	2	0	1	4	0	21	10.5	14
Clarkson	1	0	25	4	9	.444	0	2	.000	2	2	1.000	1	2	3	3	0	0	0	1	0	10	10.0	10
Thompson	2	2	67	8	16	.500	0	0	---	4	4	1.000	8	16	24	2	4	0	2	7	1	20	10.0	14
Porter	2	0	40	7	14	.500	1	5	.200	1	2	.500	2	3	5	2	7	0	0	2	1	16	8.0	9
Exum (TOT)	1	0	12	2	5	.400	1	2	.500	2	2	1.000	0	5	5	2	1	0	0	0	0	7	7.0	7
Exum (CLE)	1	0	12	2	5	.400	1	2	.500	2	2	1.000	0	5	5	2	1	0	0	0	0	7	7.0	7
Henson	2	0	26	5	6	.833	0	1	.000	0	0	---	2	7	9	1	5	0	0	1	0	10	5.0	10
Nance	2	0	35	2	5	.400	0	2	.000	1	2	.500	1	7	8	2	2	0	2	2	1	5	2.5	3
Dellavedova	2	0	24	1	5	.200	0	3	.000	2	2	1.000	1	0	1	7	5	0	0	2	0	4	2.0	2
CAVALIERS	2	-	480	81	155	.523	20	61	.328	24	31	.774	17	73	90	51	43	0	13	40	6	206	103.0	106
BOBCATS	2	-	480	74	174	.425	28	75	.373	31	42	.738	25	49	74	50	35	1	17	20	3	207	103.5	109

2020-21 FIRST HALF SCHEDULE VS. HORNETS

12/23/20 at Cleveland 7:00 PM

2019-20 RESULTS VS. HORNETS

12/18/19 at Cleveland (W) 100-98
1/2/20 at Cleveland (L) 106-109
3/13/20 at Charlotte Canceled

ALL-TIME RESULTS

88-89 4-0 04-05 4-0
89-90 1-1 05-06 3-0
90-91 4-1 06-07 2-2
91-92 3-2 07-08 3-1
92-93 3-1 08-09 3-0
93-94 4-1 09-10 1-3
94-95 2-3 10-11 1-2
95-96 1-3 11-12 3-0
96-97 1-3 12-13 2-1
97-98 2-2 13-14 0-4
98-99 1-2 14-15 3-0
99-00 1-3 15-16 3-1
00-01 2-2 16-17 4-0
01-02 1-3 17-18 3-0
02-03 - 18-19 1-3
03-04 - 19-20 1-1

SERIES NOTES

Overall Record: 67-45 Home: 44-12 RMFH:31-12 Road:23-33
Current Streak: Lost 1 Home Streak: Lost 1 Road Streak: Lost 2
Last Win: 12/18/19 Last Home Win: 12/18/19 Last Road Win: 3/28/18
Last Loss: 1/2/20 Last Home Loss: 1/2/20 Last Road Loss: 12/19/18

SERIES HIGHLIGHTS

Cavaliers Individual Bests: Hornets Individual Bests:
Points: 44 - Kyrie Irving, 4/5/14, LeBron James, 12/10/16 Points: 42 - Glen Rice, 4/7/97 (OT)
Rebs: 21 - Tristan Thompson, 11/13/18 Rebs: 17 - Larry Johnson, 1/29/96
Assists: 16 - Andre Miller, 4/12/02 Assists: 20 - Brevin Knight 1/11/05
Biggest Win: 40 points on 11/4/88 (133-93)
Biggest Loss: 32 points on 11/3/18 (94-126)

Franchise formerly Charlotte Bobcats from 2004-2014; Hornets from 1988-2002 and returned to the Hornets franchise prior to the 2014-15 season

CHICAGO BULLS

1901 West Madison Street
Chicago, IL 60612
Phone: (312) 455-4000
www.bulls.com



Chairman Jerry Reinsdorf
President and Chief Operating Officer/NBA Governor..... Michael Reinsdorf
Executive VP, Basketball Operations Arturas Karnisovas
Senior Advisors of Basketball Operations John Paxson, Doug Collins
General Manager Marc Eversley
Assistant General Managers JJ Polk, Steve Weinman
Head Coach Billy Donovan
Assistant Coaches Maurice Cheeks, Chris Fleming, John Bryant,
Damian Cotter, Billy Schmidt
VP, Player Personnel Pat Connelly
Director of Performance Health Chip Schaefer

Head Athletic Trainer Todd Campbell
Head Strength & Conditioning Coach Matthew Johnson
Physical Therapist Michael Orr
Senior Director of Public and Media Relations Tim Hallam
Director of Public and Media Relations Matt Yob
Senior Manager of Public and Media Relations Beth Grady
Manager of Public and Media Relations Kristen Deahl
Team Colors Red, Black, White
Home Court United Center (20,917, 1994)
Radio Chuck Swirsky, Bill Wennington (WSCR 670 AM)
..... Omar Ramos, Hector Lozano (TUDN Radio 1200 AM)
Television Neil Funk, Stacey King (NBC Sports Chicago)

2019-2020 SEASON SERIES (1-3) CLEVELAND CAVALIERS VS. CHICAGO

PLAYER	G	GS	MIN	-FIELD GOALS-			-3-POINT FG--			-FREE THROWS-			-REBOUNDS-			AST	PF	DQ	STL	TO	BLK	PTS	AVG	HI
				FG	FGA	PCT	FG	FGA	PCT	FT	FTA	PCT	OFF	DEF	TOT									
Sexton	4	4	132	36	60	.600	8	17	.471	8	9	.889	2	12	14	12	9	0	2	16	0	88	22.0	26
Love	4	4	135	29	62	.468	11	32	.344	14	15	.933	2	42	44	21	8	0	12	1	83	20.8	29	
Clarkson	1	0	26	4	6	.667	1	1	1.000	8	9	.889	0	0	0	4	2	0	0	0	0	17	17.0	17
Drummond (TOT)	5	5	160	33	63	.524	1	5	.200	13	24	.542	13	49	62	13	20	1	12	20	9	80	16.0	25
Drummond (CLE)	1	1	35	8	14	.571	0	0	---	5	9	.556	2	5	7	2	5	0	2	6	1	21	21.0	21
Thompson	3	3	99	19	32	.594	0	0	---	6	9	.667	11	13	24	10	7	0	0	9	8	44	14.7	23
Osman	4	4	119	19	38	.500	10	18	.556	7	8	.875	4	10	14	12	12	0	5	3	2	55	13.8	18
Garland	3	3	98	15	37	.405	6	16	.375	2	2	1.000	1	3	4	8	7	0	1	15	0	38	12.7	16
Nance	4	0	111	18	29	.621	4	9	.444	7	10	.700	6	19	25	17	7	0	4	7	1	47	11.8	16
Porter	1	0	20	2	4	.500	1	2	.500	4	4	1.000	1	3	4	2	2	0	0	1	1	9	9.0	9
Henson	1	0	12	2	3	.667	1	2	.500	2	2	1.000	0	2	2	0	2	0	1	1	7	7.0	7	
McKinnie	3	0	61	7	18	.389	0	5	.000	5	5	1.000	5	10	15	1	7	0	1	4	1	19	6.3	9
Exum (TOT)	2	0	38	1	5	.200	0	1	.000	4	6	.667	2	1	3	6	4	0	0	2	1	6	3.0	4
Exum (CLE)	2	0	38	1	5	.200	0	1	.000	4	6	.667	2	1	3	6	4	0	0	2	1	6	3.0	4
Delavandova	4	1	62	3	5	.600	2	3	.667	0	0	---	1	2	3	16	2	0	2	7	1	8	2.0	8
Mooney	1	0	13	0	2	.000	0	1	.000	0	0	---	0	2	2	0	0	0	1	0	0	0	0.0	0
CAVALIERS	4	-	960	163	315	.517	44	107	.411	72	88	.818	37	124	161	111	74	0	22	85	18	442	110.5	117
BULLS	4	-	960	173	346	.500	47	131	.359	62	79	.785	34	106	140	97	85	0	47	51	17	455	113.8	118

2020-21 FIRST HALF SCHEDULE VS. BULLS

The Cavs and Bulls will not meet
in the First Half

2019-20 RESULTS VS. BULLS

10/30/19 at Cleveland (W) 117-111
1/18/20 at Chicago (L) 116-118
1/25/20 at Cleveland (L) 106-118
3/10/20 at Chicago (L) 103-108

ALL-TIME RESULTS

70-71 0-4 95-96 0-4
71-72 0-4 96-97 1-3
72-73 1-3 97-98 2-2
73-74 0-4 98-99 3-0
74-75 2-2 99-00 3-1
75-76 4-0 00-01 3-1
76-77 1-3 01-02 3-1
77-78 1-3 02-03 1-3
78-79 3-1 03-04 2-2
79-80 0-2 04-05 2-2
80-81 1-5 05-06 4-0
81-82 1-5 06-07 2-2
82-83 1-5 07-08 1-3
83-84 4-2 08-09 3-1
84-85 4-2 09-10 2-2
85-86 3-3 10-11 0-4
86-87 1-5 11-12 0-3
87-88 3-3 12-13 1-3
88-89 6-0 13-14 1-3
89-90 0-5 14-15 3-1
90-91 0-5 15-16 1-3
91-92 2-3 16-17 0-4
92-93 3-2 17-18 4-0
93-94 3-1 18-19 1-3
94-95 3-2 19-20 1-3
All-Time Record: 91-128

SERIES NOTES

Overall Record: 91-128 Home: 56-53 RMFH: 28-22 Road: 35-75
Current Streak: Lost 3 Home Streak: Lost 1 Road Streak: Lost 2
Last Win: 10/30/19 Last Home Win: 10/30/19 Last Road Win: 1/27/19
Last Loss: 3/10/20 Last Home Loss: 1/25/20 Last Road Loss: 3/10/20

SERIES HIGHLIGHTS

Cavaliers Individual Bests: Points: 41- LeBron James 11/5/08 and 11/8/08
Rebs: 20 - J.J. Hickson, 1/22/11, Kevin Love, 10/30/19
Assists: 18 - John Bagley, 12/30/85
Biggest Win: 30 points on 1/24/87 (114-84) and on 2/3/84 (106-76)
Biggest Loss: 41 points on 12/22/70 (80-121)
Bulls Individual Bests: Points: 69 - Michael Jordan, 3/28/90 (OT)
Rebs: 35 - Charles Oakley, 4/22/88
Assists: 15 - Reggie Theus, 4/13/83, Rajon Rondo, 3/30/17

DALLAS MAVERICKS

American Airlines Center
2500 Victory Avenue
Dallas, TX 75219
Phone: (214) 747-6287
www.mavs.com



Proprietor Mark Cuban
CEO Cynt Marshall
President of Basketball Operations/General Manager Donn Nelson
Head Coach Rick Carlisle
Assistant Coaches Jamahl Mosley, Mike Weiner, Zach Guthrie,
Darrell Armstrong, Jenny Boucek
Assistant General Manager Keith Grant
Vice President of Basketball Operations Michael Finley
Shooting Coach Peter Patton
Player Development Coach God Shammgod
Player Development Coach/Basketball Technology Director Mike Shedd
Director of Player Health and Performance Casey Smith
Director of Athletic Performance Jeremy Holsoppe
Head Athletic Trainer Dionne Calhoun

Assistant Athletic Trainer Heather Mau
Head Equipment Manager Kory Johnson
Vice President of Basketball Communications Scott Tomlin
Director of Basketball Communications Alan Rakowski
Director of Media Relations Renee Felton
Basketball Communications Coordinator Dave Maurer
Vice President of Corporate Communications and Events Erin Finegold
Communications and Events Coordinator Paige Vasquez
Colors Mavs Blue, Silver, White, Black
Home Court American Airlines Center (19,200, 2001)
Radio Chuck Cooperstein, Brad Davis (ESPN Radio 103.3 FM)
Spanish: Victor Villalba (KFLC Univision 1270 AM)
Television Mark Followill, Derek Harper, Jeff "Skin" Wade
(FOX Sports Southwest)

2019-2020 SEASON SERIES (0-2) CLEVELAND CAVALIERS VS. DALLAS

PLAYER	G	GS	MIN	-FIELD GOALS-			-3-POINT FG-			-FREE THROW-			--REBOUNDS--			AST	PF	DQ	STL	TO	BLK	PTS	AVG	HI
				FG	FGA	PCT	FG	FGA	PCT	FT	FTA	PCT	FT	FTA	PCT									
Drummond (TOT)	1	1	34	10	14	.714	0	1	.000	3	6	.500	2	13	15	1	4	0	3	2	1	23	23.0	23
Love	2	2	61	11	26	.423	5	14	.357	10	10	1.000	3	12	15	3	2	0	1	5	1	37	18.5	29
Garland	2	2	60	12	24	.500	6	12	.500	2	2	1.000	0	2	2	9	0	0	2	4	0	32	16.0	23
Osman	2	2	54	10	21	.476	6	12	.500	2	2	1.000	2	6	8	4	7	0	0	1	2	28	14.0	18
Sexton	2	2	57	8	26	.308	0	7	.000	8	8	1.000	0	8	8	7	3	0	1	4	0	24	12.0	14
Thompson	2	2	57	9	21	.429	0	0	---	3	10	.300	9	11	20	8	1	0	2	2	2	21	10.5	11
Clarkson	2	0	37	6	15	.400	5	11	.455	0	0	---	1	1	2	2	1	0	1	1	1	17	8.5	17
Porter	2	0	42	7	17	.412	1	4	.250	2	2	1.000	0	4	4	4	5	0	1	1	0	17	8.5	9
Zizic	1	0	12	3	5	.600	0	0	---	1	1	1.000	1	2	3	0	1	0	1	0	0	7	7.0	7
Nance	2	0	48	5	11	.455	3	6	.500	0	0	---	0	4	4	1	4	0	2	0	0	13	6.5	8
Knight	2	0	26	3	10	.300	3	9	.333	2	4	.500	0	1	1	7	3	0	1	3	0	11	5.5	10
Wade	1	0	6	1	1	1.000	1	1	1.000	0	0	---	0	2	2	0	0	0	0	0	0	3	3.0	3
Cook	1	0	3	1	1	1.000	0	0	---	0	0	---	2	0	2	0	0	0	0	0	0	2	2.0	2
Deliaevdova	1	0	4	0	2	.000	0	0	---	0	0	---	0	1	1	1	1	0	0	0	0	0	0.0	0
McKinnie	2	0	15	0	2	.000	0	1	.000	0	0	---	2	1	3	1	1	0	0	0	1	0	0.0	0
CAVALIERS	2	-	480	76	182	.418	30	77	.390	30	39	.769	20	55	75	47	29	0	12	19	7	212	106.0	111
MAVERICKS	2	-	480	108	194	.557	40	78	.513	18	22	.818	21	79	100	65	39	0	13	19	13	274	137.0	143

2020-21 FIRST HALF SCHEDULE VS. MAVERICKS

The Cavs and Mavs will not meet
in the First Half

2019-20 RESULTS VS. MAVERICKS

11/3/19	at Cleveland (L)	111-131
11/22/19	at Dallas (L)	101-143

ALL-TIME RESULTS

80-81	2-0	00-01	1-1
81-82	2-0	01-02	0-2
82-83	2-0	02-03	0-2
83-84	1-1	03-04	0-2
84-85	1-1	04-05	1-1
85-86	1-1	05-06	1-1
86-87	0-2	06-07	0-2
87-88	1-1	07-08	1-1
88-89	2-0	08-09	2-0
89-90	0-2	09-10	1-1
90-91	2-0	10-11	0-2
91-92	1-1	11-12	1-0
92-93	2-0	12-13	0-2
93-94	2-0	13-14	0-2
94-95	0-2	14-15	1-1
95-96	2-0	15-16	2-0
96-97	2-0	16-17	1-1
97-98	1-1	17-18	2-0
98-99	0-0	18-19	0-2
99-00	2-0	19-20	0-2
All-Time Record: 40-37			

SERIES NOTES

Overall Record: 40-37	Home: 23-16	RMFH: 13-12	Road: 17-21
Current Streak: Lost 4	Home Streak: Lost 2	Road Streak: Lost 2	
Last Win: 4/1/18	Last Home Win: 4/1/18	Last Road Win: 11/11/17	
Last Loss: 11/22/19	Last Home Loss: 11/3/19	Last Road Loss: 11/22/19	

SERIES HIGHLIGHTS

Cavaliers Individual Bests:		Mavericks Individual Bests:	
Points: 46 - LeBron James, 3/29/06		Points: 39 - Michael Finley, 1/27/98 (OT)	
Rebs: 22 - Cliff T. Robinson, 2/16/83		Rebs: 20 - Dirk Nowitzki, 12/27/07	
Assists: 19 - John Bagley, 3/16/85 (OT)		Assists: 17 - Harper, 2/19/90, Davis, 3/16/85 (OT)	
Biggest Win: 38 points on 11/25/16 (128-90)			
Biggest Loss: 42 points on 11/22/19 (101-143)			

DENVER NUGGETS

Pepsi Center
1000 Chopper Circle
Denver, CO 80204
Phone: (303) 405-1100
www.nuggets.com



Owner..... E. Stanley Kroenke
President and Governor..... Josh Kroenke
President of Basketball Operations..... Tim Connelly
General Manager..... Calvin Booth
Assistant General Manager..... Tommy Balcetas
Director of Basketball Operations..... Ben Tenzer
Vice President of Basketball Administration..... Lisa Johnson
Director of Team Operations/Player Development..... Amy O'Brien
Director of Scouting..... Jim Cibanoff
Manager of Player Personnel..... Scott Howard
Basketball Operations Associate..... Joe Connelly
Lead Scout..... Herb Livsey
International Scout..... Rafal Juc
Scout..... Martynas Pocius
Sr. Analyst, Basketball Analytics..... Layne Vashro
Basketball Operations Associate..... Jonathan Wallace, Dethie Fall
Head Coach..... Michael Malone
Assistant Coaches..... Wes Unseld Jr., David Adelman,
Jordi Fernandez, Ryan Bowen, Charles Klask, John Beckett
Advance Scout/Assistant Coach..... Elvis Valcarcel
Director Player Development..... Ognjen Stojakovic
Player Development..... Stephen Graham, Boniface N'Dong

Special Assistant to the Head Coach..... Andrew Munson
Assistant Video Coordinator..... Travess Armenta
Video Room Associate..... Jordan Bickerstaff
Vice President of Sports Medicine..... Steve Short
Head Athletic Trainer..... Dan Shimensky
Associate Head Athletic Trainer..... Jason Miller
Dir., Performance/
Head Strength & Conditioning Coach..... Felipe Eichenberger
Assistant Strength and Conditioning Coach..... Claus Antunes de Souza
Director of Sports Science/Physical Therapist..... Matt Tuttle
Massage Therapist..... Stephanie Jackson
Equipment Manager..... Sparky Gonzales
Director, Media Relations..... Nick O'Hayre
Manager, Media Relations..... Cody Wise
Coordinator, Media Relations..... Steven Blevins
Team Security..... Kevin Jackson
Team Security..... Terry Randolph
Team Colors..... Powder Blue, Gold, White
Home Court..... Ball Arena (19,520, 1999)
Radio..... Jason Kosmicki (Altitude Radio Network - 92.5 FM)
Television..... Chris Marlowe, Scott Hastings, Chris Dempsey,
Vic Lombardi, Katy Winge (Altitude Sports & Entertainment)

2019-2020 SEASON SERIES (2-0) CLEVELAND CAVALIERS VS. DENVER

PLAYER	G	GS	MIN	-FIELD GOALS-			-3-POINT FG-			-FREE THROWS-			-REBOUNDS-			AST	PF	QD	STL	TO	BLK	PTS	AVG	HI
				FG	FGA	PCT	FG	FGA	PCT	FT	FTA	PCT	OFF	DEF	TOT									
Sexton	2	2	75	20	37	.541	5	11	.455	5	6	.833	1	8	9	6	3	0	2	7	0	50	25.0	25
Love	2	2	74	16	35	.457	7	20	.350	7	8	.875	1	20	21	5	5	0	1	4	0	46	23.0	27
Drummond (TOT)	1	1	30	9	17	.529	0	0	---	3	4	.750	6	11	17	4	6	1	0	2	2	21	21.0	21
Garland	1	1	38	8	16	.500	2	9	.222	0	0	---	0	0	0	8	1	0	2	3	0	18	18.0	18
Osman	2	2	74	11	20	.550	7	11	.636	2	2	1.000	0	15	15	5	8	0	2	5	0	31	15.5	20
Thompson	2	2	76	11	21	.524	0	1	.000	5	9	.556	10	16	26	7	5	0	0	5	3	27	13.5	18
McKinnie	2	0	44	9	15	.600	0	5	.000	0	0	---	2	5	7	2	4	0	3	1	0	18	9.0	10
Knight	1	0	18	3	6	.500	2	4	.500	0	0	---	1	1	2	2	3	0	0	2	0	8	8.0	8
Nance	1	0	31	4	7	.571	0	2	.000	0	0	---	2	0	2	4	1	0	2	4	0	8	8.0	8
Deliavedova	2	1	37	3	4	.750	1	2	.500	0	0	---	2	4	6	15	3	0	1	4	0	7	3.5	7
Zizic	2	0	14	1	4	.250	0	0	---	0	0	---	1	5	6	0	3	0	0	0	0	2	1.0	2
CAVALIERS	2	-	480	86	165	.521	24	65	.369	19	25	.760	20	74	94	54	36	0	13	37	3	215	107.5	111
NUGGETS	2	-	480	84	180	.467	21	71	.296	16	26	.615	20	55	75	51	32	0	24	23	4	205	102.5	103

2020-21 FIRST HALF SCHEDULE VS. NUGGETS		
2/10/21	at Denver	9:00 PM

2019-20 RESULTS VS. NUGGETS		
1/11/20	at Denver (W)	111-103
3/7/20	at Cleveland (W)	104-102

ALL-TIME RESULTS		
76-77	2-2	98-99 0-0
77-78	3-1	99-00 2-0
78-79	1-2	00-01 1-1
79-80	1-1	01-02 1-1
80-81	1-1	02-03 1-1
81-82	0-2	03-04 0-2
82-83	0-2	04-05 1-1
83-84	0-2	05-06 1-1
84-85	0-2	06-07 0-2
85-86	1-1	07-08 0-2
86-87	1-1	08-09 2-0
87-88	1-1	09-10 0-2
88-89	2-0	10-11 0-2
89-90	0-2	11-12 1-0
90-91	1-1	12-13 0-2
91-92	1-1	13-14 2-0
92-93	1-1	14-15 1-1
93-94	1-1	15-16 2-0
94-95	1-1	16-17 1-1
95-96	1-1	17-18 1-1
96-97	1-1	18-19 0-2
97-98	2-0	19-20 2-0
All-Time Record: 41-49		

SERIES NOTES			
Overall Record: 41-49	Home: 27-17	RMFH: 13-10	Road: 14-32
Current Streak: Won 2	Home Streak: Won 1	Road Streak: Won 1	
Last Win: 3/7/20	Last Home Win: 3/7/20	Last Road Win: 1/11/20	
Last Loss: 1/19/19	Last Home Loss: 11/1/18	Last Road Loss: 1/19/19	
SERIES HIGHLIGHTS			
Cavaliers Individual Bests:		Nuggets Individual Bests:	
Points: 43 - LeBron James, 2/18/10		Points: 44 - David Thompson, 3/1/81	
Rebs: 21 - Tristan Thompson, 12/4/13		Rebs: 20 - Fat Lever, 3/2/88	
Assists: 15 - LeBron James, 2/18/10, 3/3/18		Assists: 17 - Michael Adams, 1/12/91	
Biggest Win: 33 points on 3/21/16 (124-91)			
Biggest Loss: 30 points on 2/10/08 (83-113)			

**Henry Ford Detroit Pistons
Performance Center
6201 Second Avenue
Detroit, MI 48202
Phone: (313) 747-8667
www.pistons.com**



Owner	Tom Gores
Vice Chairman	Arn Tellem
General Manager	Troy Weaver
Senior Advisor To Owner, Tom Gores	Ed Stefanski
Assistant General Manager	Dave Minberg
Sr. Director of Player Personnel	Gregg Polinsky
Sr. Director of Basketball Administration	Britta Brown
Sr. Director, Strategy & Systems	Tony Leotti
Head Coach	Dwane Casey
Assistant Coaches	Sidney Lowe, Sean Sweeney, Micah Nori
Assistant Coach/Director of Player Development	Tim Grgrich
Player Development Coach	D.J. Bakker, J.D. Dubois, Bryston Williams, Alex Zampier, Travon Bryant
Head Video Coordinator/Player Development Coach	Jordan Brink
Sr. Medical Director	Bernard Condeau

Athletic Trainer	Jim Scholler
Performance Director	Trent Salo
Head Strength & Conditioning Coach	Jordan Sabourin
Director of Team Operations	Mike Adenigun
Sr. Vice President, Public Relations	Kevin Grigg
Vice President, Public Relations	Cletus Lewis
Coordinator, Public Relations	Josh Schur
Team Colors	Red, White, Blue
Home Court	Little Caesars Arena (20,491, 2017)
Radio	Mark Champion, Rick Mahorn, George Blaha (97.1 The Ticket)
Television	George Blaha, Greg Kelsor (FOX Sports Detroit)
Home Court	Little Caesars Arena (20,491, 2017)
Radio	Mark Champion, Rick Mahorn, George Blaha (97.1 The Ticket)
Television	George Blaha, Greg Kelsor (FOX Sports Detroit)

CLEVELAND CAVALIERS VS. DETROIT

PLAYER	G	GS	MIN	FIELD GOALS			3-POINT FG			FREE THROWS			REBOUNDS			AST	PF	DQ	STL	TO	BLK	PTS	AVG	HI	
				FG	GA	PCT	FG	GA	PCT	FT	FTA	PCT	OFF	DEF	TOT										
Love	4	4	146	34	73	46.6	2	8	25.0	14	17	82.4	4	11	15	11	3	0	5	9	2	84	21.0	23	
Seaton	4	4	120	28	47	59.6	13	2	619	6	8	750	0	29	29	11	3	0	1	1	75	18.8	30		
Thompson	4	4	134	29	46	63.0	12	16	75.0	20	34	54.5	12	10	22	12	0	0	5	6	70	17.5	25		
Garland	4	4	130	18	45	40.0	4	13	30.8	7	7	1,000	2	5	7	14	3	0	2	8	0	47	11.8	20	
Oslan	4	4	126	19	38	50.0	4	15	26.7	3	7	429	4	6	66.7	10	8	7	0	2	6	1	45	11.3	17
Porter	2	0	38	9	19	47.4	1	5	40.0	1	1	1,000	2	6	8	1	3	0	3	3	1	21	10.5	12	
Clarkson	0	0	20	0	0	0	0	0	0	0	0	0	0	0	0	2	1	0	0	0	0	0	0	0	
Nance	2	0	50	8	19	42.1	1	5	20.0	0	0	---	3	6	9	8	4	0	1	1	4	17	8.5	10	
McKinnie	3	0	48	8	18	44.4	2	8	25.0	3	4	750	3	1	4	1	8	0	4	2	1	21	7.0	15	
Knight	3	0	51	7	17	41.2	4	11	36.4	0	0	---	0	4	4	9	3	0	2	2	1	18	6.0	13	
Exum (C)	3	3	163	3	3	100.0	0	0	0	2	2	1,000	0	0	0	4	0	0	0	0	0	4	4.0	4	
Exum (CLE)	1	0	16	1	3	33.3	0	0	---	2	2	1,000	1	3	4	2	2	0	2	1	1	4	4.0	4	
Henson	2	0	32	3	10	30.0	0	4	0.00	0	0	---	2	6	8	5	6	0	2	1	2	6	3.0	4	
Zizic	3	0	27	4	9	44.4	0	0	---	1	0	1,000	2	10	12	1	3	0	2	1	1	9	3.0	5	
Delavado	3	3	38	0	0	0	0	0	0	0	0	---	0	0	0	13	2	0	0	0	0	7	0	0	
Wade	2	0	8	1	1	100.0	0	1	1,000	0	0	---	0	2	2	0	2	0	0	1	0	3	1.5	3	
Cook	1	0	2	0	0	1,000	0	0	---	0	0	---	0	0	0	0	0	0	0	0	0	0	0	0	
CAVALIERS	4	-	985	176	362	48.6	36	102	35.3	49	63	778	44	126	110	84	69	0	31	60	21	437	108.3	115	
PISTONS	4	-	985	187	362	51.7	36	102	35.3	49	63	778	44	126	110	84	69	0	31	60	21	437	108.3	115	

2020-21 FIRST HALF SCHEDULE VS. PISTONS		
12/26/20	at Detroit	7:00 PM
1/27/21	at Cleveland	7:00 PM

2019-20 RESULTS VS. PISTONS		
12/3/19	at Cleveland (L)	94-127
1/7/20	at Cleveland (L)	113-115
1/9/20	at Detroit (W)	115-112 OT
1/27/20	at Detroit (W)	115-100

ALL-TIME RESULTS			
70-71	2-2	95-96	2-2
71-72	1-3	96-97	2-2
72-73	1-3	97-98	3-1
73-74	2-2	98-99	1-3
74-75	2-2	99-00	2-2
75-76	2-2	00-01	2-2
76-77	1-3	01-02	1-3
77-78	2-2	02-03	0-4
78-79	1-3	03-04	2-2
79-80	6-0	04-05	2-2
80-81	3-3	05-06	1-3
81-82	1-5	06-07	1-3
82-83	1-5	07-08	1-3
83-84	1-5	08-09	3-1
84-85	1-4	09-10	4-0
85-86	1-5	10-11	2-2
86-87	1-5	11-12	2-2
87-88	1-5	12-13	0-4
88-89	3-3	13-14	3-1
89-90	1-4	14-15	3-1
90-91	2-3	15-16	1-3
91-92	3-1	16-17	2-2
92-93	3-2	17-18	3-1
93-94	3-2	18-19	1-3
94-95	2-2	19-20	2-2

All-Time Record: 93-129

SERIES NOTES			
Overall Record: 93-129	Home: 58-53	RMFH: 30-22	Road: 35-76
Current Streak: Won 2	Home Streak: Lost 2	Road Streak: Won 2	
Last Win: 1/27/20	Last Home Win: 3/18/19	Last Road Win: 1/27/20	
Last Loss: 1/7/20	Last Home Loss: 1/7/20	Last Road Loss: 11/19/18	
SERIES HIGHLIGHTS			
Cavaliers Individual Bests:		Pistons Individual Bests:	
Points: 43 - LeBron James, 11/24/04		Points: 44 - Hamilton, 11/28/03, Tripucka, 1/14/84 (OT)	
Rebs: 21 - Chones, 4/9/77, Robinson, 1/31/84 (OT)		Rebs: 26 - Dennis Rodman, 2/6/92	
Assists: 16 - Lenny Wilkens, 3/28/73 (OT)		Assists: 18 - Isiah Thomas, 4/8/90	
Biggest Win: 32 points on 3/14/17 (128-96)			
Biggest Loss: 39 points on 4/17/12 (77-116)			

GOLDEN STATE WARRIORS

1 Warriors Way
San Francisco, CA 94158
Phone: (415) 388-0100
PR Twitter: @WarriorsPR
www.warriors.com



Co-Executive Chairman & CEO Joe Lacob
Co-Executive Chairman Peter Guber
President & Chief Operating Officer Rick Welts
President of Basketball Operations/General Manager Bob Myers
Executive Vice President, Basketball Operations Kirk Lacob
Director of Player Personnel/Assistant General Manager Larry Harris
Assistant General Manager Mike Dunleavy Jr.
Head Coach Steve Kerr
Assistant Coaches Mike Brown, Jarron Collins, Bruce Fraser, Ron Adams
Assistant Coach/Director of Player Development Chris DeMarco
Player Development Coaches Aaron Miles, Theo Robertson,
Luke Loucks, Seth Cooper

Director of Sports Medicine & Performance Dr. Rick Celebrini
Head Athletic Trainer Drew Yoder
Sr. Vice President, Communications Raymond Ridder
Director, Public Relations Brett Winkler
Director, Basketball Communications Michael Ravina
Director, Publications & Statistical Information Darryl Arata
Assistant, Public Relations Cole Lawrence
Team Colors Warriors Royal Blue, California Golden Yellow
Home Court Chase Center (18,064, 2019)
Radio Tim Roye, Jim Barnett (KGMZ-FM 95.7 The Game)
Television Bob Fitzgerald, Kelenna Azubuike, Kerith Burke
(NBC Sports Bay Area)

2019-2020 SEASON SERIES (0-1) CLEVELAND CAVALIERS VS. GOLDENSTATE

PLAYER	G	GS	MIN	FIELD GOALS			3-POINT FG			FREE THROWS			REBOUNDS			AST	PF	DO	STL	TO	BLK	PTS	AVG	HI
				FG	FGA	PCT	FG	FGA	PCT	FT	FTA	PCT	OFF	DEF	TOT									
Sexton	1	1	33	9	16	.563	3	5	.600	2	2	1.000	1	1	2	4	2	0	3	1	0	23	23.0	23
Porter	1	0	24	5	12	.417	3	9	.333	6	6	1.000	0	3	3	2	2	0	0	2	0	19	19.0	19
Garland	1	1	32	5	15	.333	3	7	.429	2	2	1.000	1	2	3	4	3	0	0	6	0	15	15.0	15
Drummond (TOT)	1	1	29	7	14	.500	0	0	---	0	0	---	5	13	18	3	6	1	3	4	2	14	14.0	14
Love	1	1	29	5	13	.385	2	9	.222	2	2	1.000	3	8	11	5	0	0	1	1	0	14	14.0	14
Nance	1	0	23	5	10	.500	2	4	.500	0	0	---	1	4	5	2	0	0	0	1	0	12	12.0	12
Osman	1	1	22	4	7	.571	2	3	.667	0	0	---	0	0	0	3	3	0	2	2	0	10	10.0	10
Thompson	1	1	26	3	9	.333	0	0	---	0	0	---	4	7	11	3	1	0	1	2	1	6	6.0	6
McKinnie	1	0	18	2	4	.500	1	2	.500	0	0	---	0	2	2	0	1	0	0	0	0	5	5.0	5
Exum (TOT)	2	0	22	3	7	.429	0	4	.000	2	2	1.000	1	2	3	2	1	0	0	0	0	8	4.0	6
Exum (CLE)	1	0	15	2	6	.333	0	4	.000	2	2	1.000	1	2	3	1	1	0	0	0	0	6	6.0	6
Henson	1	0	15	1	3	.333	0	1	.000	0	0	---	2	2	4	2	1	0	0	0	2	2.0	2	2
Bolden	1	0	3	0	0	---	0	0	---	0	0	---	0	2	2	0	1	0	1	0	0	0	0.0	0
CAVALIERS	1	-	240	41	95	.432	16	44	.364	14	14	1.000	13	33	46	26	15	0	8	16	3	112	112.0	112
WARRIORS	1	-	240	48	90	.533	18	35	.514	17	19	.895	10	34	44	39	16	0	11	11	10	131	131.0	131

2020-21 FIRST HALF SCHEDULE VS. WARRIORS

2/15/21 at Golden State 10:00 PM

2019-20 RESULTS VS. WARRIORS

2/1/20 at Cleveland (L) 112-131
4/8/20 at Golden State Canceled

ALL-TIME RESULTS

70-71	1-3	95-96	2-0
71-72	0-4	96-97	1-1
72-73	1-3	97-98	2-0
73-74	0-4	98-99	1-0
74-75	2-2	99-00	1-1
75-76	1-3	00-01	2-0
76-77	2-2	01-02	1-1
77-78	2-2	02-03	1-1
78-79	2-1	03-04	0-2
79-80	2-0	04-05	2-0
80-81	1-1	05-06	0-2
81-82	1-1	06-07	2-0
82-83	2-0	07-08	1-1
83-84	1-1	08-09	2-0
84-85	1-1	09-10	2-0
85-86	0-2	10-11	0-2
86-87	1-1	11-12	0-1
87-88	0-2	12-13	0-2
88-89	1-1	13-14	1-1
89-90	1-1	14-15	1-1
90-91	0-2	15-16	0-2
91-92	1-1	16-17	1-1
92-93	2-0	17-18	0-2
93-94	2-0	18-19	0-2
94-95	2-0	19-20	0-1
All-Time Record: 52-62			

SERIES NOTES

Overall Record: 52-62	Home: 34-25	RMFH: 15-11	Road: 18-37
Current Streak: Lost 6	Home Streak: Lost 3	Road Streak: Lost 5	
Last Win: 12/25/16	Last Home Win: 12/25/16	Last Road Win: 3/14/14	
Last Loss: 2/1/20	Last Home Loss: 2/1/20	Last Road Loss: 4/5/19	

SERIES HIGHLIGHTS

Cavaliers Individual Bests:		Warriors Individual Bests:	
Points: 42 - LeBron James, 2/26/15		Points: 48 - Ricky Barry, 10/19/74	
Rebs: 22 - Rick Roberson, 3/7/72		Rebs: 26 - George T. Johnson, 2/21/74	
Assists: 27 - Geoff Huston, 1/27/82		Assists: 18 - Tim Hardaway, 3/8/90	
Biggest Win: 33 points on 1/23/89 (142-109)			
Biggest Loss: 40 points on 3/8/90 (105-145)			

HOUSTON ROCKETS

Toyota Center
1510 Polk Street
Houston, TX 77002
Phone: (713) 758-7200
Fax: (713) 758-7339
www.rockets.com



Owner..... Tilman J. Fertitta
Chief Executive Officer..... Tad Brown
General Manager..... Rafael Stone
Head Coach..... Stephen Silas
Assistant Coaches..... John Lucas, Jeff Hornacek, Will Weaver,
Rick Higgins, DeSagana Diop
Senior Vice President of Basketball Operations..... Keith Jones
Head Athletic Trainer..... Jason Bills

Vice President, Media & Player Relations..... Tracey Hughes
Senior Manager, Media Relations..... Sean McCloskey
Media Relations Coordinator..... Tomorrow Huff
Home Court..... Toyota Center (18,055, 2003)
Team Colors..... Red, Black, Silver, White
Radio..... Craig Ackerman, Matt Thomas (SportsTalk 790 KBME 790 AM)
..... Adrian Chavarria (Spanish Radio La Ranchera KEYH 850 AM)
Television..... Bill Worrell, Matt Bullard, Clyde Drexler, Craig Ackerman
(AT&T SportsNet)

2019-2020 SEASON SERIES (0-1) CLEVELAND CAVALIERS VS. HOUSTON

PLAYER	G	GS	MIN	-FIELD GOALS-			-3-POINT FG-			-FREE THROWS-			--REBOUNDS--			AST	PF	DO	STL	TO	BLK	PTS	AVG	HI
				FG	FSA	PCT	FG	FSA	PCT	FT	FTA	PCT	OFF	DEF	TOT									
Porter	1	0	29	9	15	.600	6	9	.667	0	0	---	0	2	2	3	1	0	3	2	0	24	24.0	24
Sexton	1	1	29	8	14	.571	0	1	.000	2	2	1.000	1	0	1	3	3	0	1	2	0	18	18.0	18
Clarkson	1	0	29	7	16	.438	3	9	.333	0	0	---	2	2	4	4	3	0	1	1	1	17	17.0	17
Love	1	1	32	8	14	.571	0	1	.000	1	3	.333	3	8	11	2	1	0	1	3	1	17	17.0	17
Garland	1	1	22	4	8	.500	3	6	.500	0	0	---	0	1	1	1	1	0	0	2	0	11	11.0	11
Thompson	1	1	34	5	10	.500	0	0	---	1	2	.500	2	5	7	2	1	0	1	4	1	11	11.0	11
Henson	1	0	13	3	4	.750	0	0	---	0	0	---	0	1	1	3	1	0	0	0	0	6	6.0	6
Delaviedova	1	0	16	1	2	.500	0	1	.000	1	1	1.000	1	0	1	3	3	0	0	0	0	3	3.0	3
Nance	1	0	18	1	2	.500	1	2	.500	0	0	---	0	6	6	1	0	0	0	0	0	3	3.0	3
Osman	1	1	19	0	4	.000	0	3	.000	0	0	---	0	2	2	7	1	0	1	1	1	0	0.0	0
CAVALIERS	1	-	240	46	89	.517	13	32	.406	5	8	.625	9	27	36	29	15	0	8	17	4	110	110.0	110
ROCKETS	1	-	240	43	87	.494	17	42	.405	13	13	1.000	11	25	36	18	14	0	10	13	6	116	116.0	116

2020-21 FIRST HALF SCHEDULE VS. ROCKETS

2/24/21	at Cleveland	7:30 PM
3/1/21	at Houston	8:00 PM

2019-20 RESULTS VS. ROCKETS

12/11/19	at Cleveland (L)	110-116
3/17/20	at Houston	Canceled

ALL-TIME RESULTS

70-71	0-4	95-96	1-1
71-72	2-2	96-97	0-2
72-73	4-3	97-98	1-1
73-74	4-4	98-99	0-1
74-75	4-4	99-00	1-1
75-76	2-4	00-01	0-2
76-77	1-3	01-02	2-0
77-78	2-2	02-03	1-1
78-79	2-2	03-04	0-2
79-80	2-4	04-05	0-2
80-81	0-2	05-06	1-1
81-82	1-1	06-07	1-1
82-83	2-0	07-08	0-2
83-84	1-1	08-09	1-1
84-85	0-2	09-10	1-1
85-86	0-2	10-11	0-2
86-87	0-2	11-12	1-0
87-88	1-1	12-13	0-2
88-89	1-1	13-14	0-2
89-90	0-2	14-15	0-2
90-91	0-2	15-16	1-1
91-92	1-1	16-17	1-1
92-93	1-1	17-18	0-2
93-94	0-2	18-19	1-1
94-95	0-2	19-20	0-1
All-Time Record: 45-87			

SERIES NOTES

Overall Record: 45-87	Home: 31-35	RMFH: 10-15	Road: 14-52
Current Streak: Lost 2	Home Streak: Lost 1	Road Streak: Lost 3	
Last Win: 11/24/18	Last Home Win: 11/24/18	Last Road Win: 1/15/16	
Last Loss: 12/11/19	Last Home Loss: 12/11/19	Last Road Loss: 1/11/19	

SERIES HIGHLIGHTS

Cavaliers Individual Bests:		Rockets Individual Bests:	
Points: 46 - Mike Mitchell, 2/8/80		Points: 55 - James Harden, 12/11/19	
Rebs: 25 - Rick Roberson, 3/4/72		Rebs: 26 - Moses Malone, 12/29/77	
Assists: 15 - Lenny Wilkens, 1/13/73	Assists: 15 - Calvin Murphy, 2/8/74, James Harden 11/1/16		
Biggest Win: 32 points on 12/30/91 (121-89)			
Biggest Loss: 38 points on 3/22/13 (78-116)			

INDIANA PACERS

125 S. Pennsylvania Street
Indianapolis, IN 46204
Phone: (317) 917-2500
www.Pacers.com



Chairman, CEO and NBA Governor..... Herbert Simon
Vice Chairman and NBA Alternate Governor..... Steve Simon
Vice Chairman..... Jim Morris
President of Basketball Operations..... Kevin Pritchard
President/Chief Operating Officer..... Rick Fuson
Executive Vice President/Chief Financial Officer..... Kevin Bower
General Manager..... Chad Buchanan
Senior Vice President of Basketball Operations..... Peter Dinwiddie
Assistant General Manager..... Kelly Krauskopf
Consultants, Basketball Operations..... Larry Bird, Donnie Walsh
Head Coach..... Nate Bjorkgren

Assistant Coaches..... Greg Foster, Kaleb Canales, Bill Bayno
Assistant Coach for Player Development..... Calbert Cheaney
Head Video Coordinator/Assistant Coach..... Tim Dather
Senior Director of Medical Operations/Head Athletic Trainer..... Josh Corbell
Director of Media Relations..... David Benner
Associate Director of Media Relations..... Krissy Myers
Manager of Public Relations..... Wes Kaminski
Team Colors..... Blue, Gold
Home Court..... Bankers Life Fieldhouse (17,923, 1999)
Radio..... Mark Boyle, Bob Leonard (1070 The Fan/93.5 FM)
Television..... Quinn Buckner, Chris Denari, Jeremiah Johnson
(FSN Indiana)

2019-2020 SEASON SERIES (1-2) CLEVELAND CAVALIERS VS. INDIANA

PLAYER	G	GS	MIN	FIELD GOALS			3-POINT FG			FREE THROWS			REBOUNDS			AST	PF	DQ	STL	TO	BLK	PTS	AVG	HI
				FG	FGA	PCT	FG	FGA	PCT	FT	FTA	PCT	OFF	DEF	TOT									
Drummond (TOT)	5	5	189	47	85	.553	0	8	.000	23	29	.793	20	69	89	16	20	0	10	14	10	117	23.4	32
Drummond (CLE)	1	1	36	12	21	.571	0	3	.000	3	3	1.000	1	12	13	4	3	0	4	1	1	27	27.0	27
Love	3	3	105	18	33	.545	9	20	.450	18	21	.857	3	39	42	20	5	0	4	12	0	63	21.0	22
Sexton	3	3	105	22	51	.431	5	11	.455	6	10	.600	3	8	11	9	6	0	2	5	0	55	18.3	21
Clarkson	2	0	45	11	20	.550	3	9	.333	10	11	.909	0	4	4	6	4	0	3	4	1	35	17.5	20
Thompson	2	2	66	14	24	.583	1	2	.500	3	4	.750	6	16	22	4	8	1	2	0	3	32	16.0	25
Porter	3	0	69	9	21	.429	3	10	.300	4	4	1.000	0	6	6	5	11	0	1	8	4	25	8.3	14
Garland	3	3	85	10	35	.286	2	9	.222	2	4	.500	2	2	4	12	4	0	1	6	0	24	8.0	12
Nance	3	0	70	8	18	.444	1	6	.167	5	5	1.000	2	8	10	5	3	0	4	3	0	22	7.3	9
Osman	3	3	87	6	17	.353	3	8	.375	4	6	.667	0	6	6	3	4	0	3	2	0	19	6.3	10
Henson	1	0	8	1	2	.500	0	1	.000	1	6	.167	2	1	3	0	0	0	2	1	2	3	3.0	3
Dellavedova	2	0	37	2	7	.286	0	4	.000	0	0	---	2	1	3	5	5	0	1	4	0	4	2.0	4
Cook	1	0	0	0	0	---	0	0	---	0	0	---	0	1	1	0	0	0	0	0	0	0	0	0
Exum (TOT)	1	0	3	0	0	---	0	0	---	0	0	---	0	2	2	2	0	0	0	1	0	0	0	0
Knight	1	0	6	0	3	.000	0	2	.000	0	0	---	0	0	0	0	0	0	0	1	0	0	0	0
McKinnie	1	0	0	0	0	---	0	0	---	0	0	---	0	0	0	0	0	0	0	0	0	0	0	0
CAVALIERS	3	-	720	113	252	.448	27	85	.318	56	74	.757	21	104	125	73	54	1	27	51	11	309	103.0	110
PACERS	3	-	720	125	270	.463	23	78	.295	41	48	.854	27	105	132	73	71	0	25	44	19	314	104.7	113

2020-21 FIRST HALF SCHEDULE VS. PACERS

12/31/20	at Indiana	3:00 PM
3/3/21	at Cleveland	7:00 PM

2019-20 RESULTS VS. PACERS

10/26/19	at Cleveland (W)	110-99
11/1/19	at Indiana (L)	95-102
2/29/20	at Cleveland (L)	104-113
3/21/20	at Indiana	Canceled

ALL-TIME RESULTS

76-77	2-1	98-99	0-3
77-78	2-1	99-00	0-4
78-79	1-3	00-01	1-3
79-80	2-4	01-02	2-2
80-81	2-4	02-03	0-4
81-82	1-5	03-04	1-3
82-83	5-1	04-05	1-3
83-84	2-4	05-06	3-1
84-85	4-2	06-07	3-1
85-86	3-2	07-08	4-0
86-87	3-3	08-09	3-1
87-88	4-2	09-10	3-1
88-89	5-1	10-11	0-4
89-90	3-2	11-12	1-3
90-91	1-4	12-13	0-4
91-92	5-0	13-14	1-3
92-93	4-0	14-15	2-2
93-94	2-3	15-16	3-1
94-95	2-3	16-17	1-3
95-96	2-2	17-18	1-3
96-97	3-1	18-19	1-3
97-98	2-2	19-20	1-2
All-Time Record: 94-102			

SERIES NOTES

Overall Record: 94-102	Home: 61-39	RMFH: 28-25	Road: 33-63
Current Streak: Lost 2	Home Streak: Lost 1	Road Streak: Lost 2	
Last Win: 10/26/19	Last Home Win: 10/26/19	Last Road Win: 12/18/18	
Last Loss: 2/29/20	Last Home Loss: 2/29/20	Last Road Loss: 11/1/19	

SERIES HIGHLIGHTS

Cavaliers Individual Bests:		Pacers Individual Bests:	
Points: 47 - LeBron James, 2/10/09	Points: 43 - Reggie Miller, 2/14/90 (OT), Paul George, 4/2/17 (2OT)	Rebs: 20 - 4 times	
Rebs: 19 - Cliff T. Robinson, 12/3/82	Assists: 20 - Geoff Huston, 2/3/82	Assists: 20 - Jalen Rose, 4/18/01 (OT)	
Biggest Win: 32 points on 3/22/94 (93-61) and 12/9/06 (107-75)			
Biggest Loss: 48 points on 12/10/99 (88-136)			

LOS ANGELES CLIPPERS

Home Training Center:
Home of the LA Clippers
6951 South Centinela Avenue
Playa Vista, CA 90094
Phone: (310) 862-6000
www.clippers.com



Owner..... Steve Ballmer
President, Basketball Operations..... Lawrence Frank
General Manager..... Michael Winger
Asst. General Managers..... Trent Redden, Mark Hughes
Consultant..... Jerry West
Head Coach..... Tyrone Lue
Associate Head Coach..... Daniel Craig
Assistant Coaches Kenny Atkinson, Chauncey Billups, Jeremy Castleberry,
Larry Drew, Brendon O'Connor, Roy Rogers
Chairman of Performance, Health & Wellness..... Dr. John Meyer

VP of Player Performance/Assistant Coach..... Todd Wright
Director of Medical Services/Head Athletic Trainer..... Jasen Powell
Director of Rehabilitation..... Maggie Bryant
Chief Communications Officer..... Chris Wallace
Director, Basketball Communications..... Dennis Rogers
Basketball Communications Manager..... Curtis Jackson
Team Colors..... Red, Blue, Silver, Black
Home Court..... STAPLES Center (19,060, 1999)
Radio (English)..... Noah Eagle (AM 570, LA Sports)
Radio (Spanish)..... Armando Garcia (AM 1330, ESPN Deportes)
Television..... Brian Sieman (Prime Ticket)

2019-2020 SEASON SERIES (0-2) CLEVELAND CAVALIERS VS. L.A. CLIPPERS

PLAYER	G	GS	MIN	-FIELD GOALS-			-3-POINT FG-			-FREE THROWS-			--REBOUNDS--			AST	PF	DQ	STL	TO	BLK	PTS	AVG	HI
				FG	FGA	PCT	FG	FGA	PCT	FT	FTA	PCT	OFF	DEF	TOT									
Sexton	2	2	56	14	31	.452	5	10	.500	5	5	1.000	1	2	3	4	5	0	3	5	0	38	19.0	25
Porter	1	0	28	8	14	.571	1	3	.333	0	1	.000	2	2	4	3	2	0	1	0	0	17	17.0	17
Drummond (TOT)	2	2	56	10	27	.370	2	5	.400	7	13	.538	9	17	26	3	5	0	5	8	2	29	14.5	19
Drummond (CLE)	1	1	29	7	17	.412	2	3	.667	3	7	.429	7	7	14	3	1	0	2	4	1	19	19.0	19
Dellavedova	1	0	12	4	7	.571	2	3	.667	4	6	.667	0	0	0	2	0	0	0	1	0	14	14.0	14
Osman	2	2	49	10	21	.476	5	11	.455	3	4	.750	1	6	7	2	5	0	1	4	0	28	14.0	21
Garland	2	2	56	8	27	.296	2	11	.182	2	2	1.000	0	0	0	16	5	0	2	5	0	20	10.0	14
Henson	1	0	19	4	8	.500	0	1	.000	2	2	1.000	1	6	7	2	2	0	1	0	3	10	10.0	10
Love	1	1	26	3	8	.375	2	7	.286	2	2	1.000	1	8	9	2	2	0	1	1	0	10	10.0	10
McKinnie	2	1	42	7	14	.500	1	5	.200	1	2	.500	2	4	6	1	6	0	2	0	0	16	8.0	9
Cook	1	0	6	1	2	.500	0	0	---	2	2	1.000	0	1	1	0	1	0	0	0	0	4	4.0	4
Thompson	2	1	43	2	11	.182	1	2	.500	2	2	1.000	6	8	14	2	1	0	0	1	0	7	3.5	7
Wade	2	0	18	3	5	.600	0	1	.000	0	0	---	1	8	9	1	1	0	0	1	3	6	3.0	6
Newman	1	0	4	0	2	.000	0	1	.000	2	2	1.000	0	0	0	0	0	0	1	0	2	2.0	2	
Exum (TOT)	2	0	29	1	6	.167	0	2	.000	0	0	---	0	3	3	4	3	0	1	1	0	2	1.0	2
Exum (CLE)	2	0	29	1	6	.167	0	2	.000	0	0	---	0	3	3	4	3	0	1	1	0	2	1.0	2
Nance	2	0	39	1	7	.143	0	4	.000	0	0	---	2	5	7	4	1	0	1	2	0	2	1.0	2
Knight	1	0	26	0	6	.000	0	6	.000	0	0	---	0	1	1	1	3	0	0	1	1	0	0.0	0
CAVALIERS	2	-	480	73	186	.392	21	70	.300	28	37	.757	24	61	85	47	38	0	14	29	7	195	97.5	103
CLIPPERS	2	-	480	102	187	.545	27	74	.365	30	41	.732	24	81	105	57	33	0	18	23	14	261	130.5	133

2020-21 FIRST HALF SCHEDULE VS. CLIPPERS		
2/3/21	at Cleveland	7:00 PM
2/14/21	at Los Angeles	10:00 PM

2019-20 RESULTS VS. CLIPPERS		
1/14/20	at Los Angeles (L)	103-128
2/9/20	at Cleveland (L)	92-133

ALL-TIME RESULTS		
70-71	7-5	95-96 2-0
71-72	2-4	96-97 2-0
72-73	5-1	97-98 2-0
73-74	1-5	98-99 0-0
74-75	1-3	99-00 2-0
75-76	2-3	00-01 0-2
76-77	2-2	01-02 0-2
77-78	3-1	02-03 2-0
78-79	2-2	03-04 1-1
79-80	1-1	04-05 1-1
80-81	1-1	05-06 1-1
81-82	1-1	06-07 2-0
82-83	1-1	07-08 2-0
83-84	1-1	08-09 2-0
84-85	2-0	09-10 2-0
85-86	1-1	10-11 1-1
86-87	2-0	11-12 1-0
87-88	1-1	12-13 1-1
88-89	1-1	13-14 1-1
89-90	1-1	14-15 2-0
90-91	1-1	15-16 2-0
91-92	1-1	16-17 0-2
92-93	1-1	17-18 1-1
93-94	2-0	18-19 0-2
94-95	1-1	19-20 0-2
All-Time Record: 74-56		

SERIES NOTES			
Overall Record: 74-56	Home: 47-20	RMFH: 19-6	Road: 27-36
Current Streak: Lost 5	Home Streak: Lost 2	Road Streak: Lost 3	
Last Win: 11/17/17	Last Home Win: 11/17/17	Last Road Win: 3/13/16	
Last Loss: 2/9/20	Last Home Loss: 2/9/20	Last Road Loss: 1/14/20	
SERIES HIGHLIGHTS			
Cavaliers Individual Bests:		Clippers Individual Bests:	
Points: 39 - LeBron James, 11/17/17 (OT)		Points: 50 - Bob McAdoo, 11/20/75 (OT)	
Rebs: 21 - Carlos Boozer, 12/3/03		Rebs: 26 - Swen Nater, 3/10/78	
Assists: 16 - Washington, 2/13/71, Johnson, 12/19/70		Assists: 18 - Gary Grant (2), 12/7/89, 3/10/89	
Biggest Win: 32 points on 1/19/71 (111-79)			
Biggest Loss: 41 points on 2/9/20 (92-133)			

Franchise formerly Buffalo Braves and San Diego Clippers

LOS ANGELES LAKERS

2275 E. Mariposa Ave.
El Segundo, CA 90245
Phone: (310) 426-6000
Media Relations fax: (310) 426-6105
www.lakers.com



Governor..... Jeanie Buss
President, Business Operations & COO..... Tim Harris
General Manager..... Rob Pelinka
Head Coach..... Frank Vogel
Assistant Coaches..... Jason Kidd, Lionel Hollins, Phil Handy,
Miles Simon, Mike Penberthy, Quinton Crawford
Director, Sports Performance..... Judy Seto
Head Athletic Trainer..... Nina Hsieh
Dir., Strength & Endurance Training/
Head Strength & Cond. Coach..... Gunnar Peterson
Equipment Manager..... Andrew Henk

Director, Media Relations..... Allison Bogli
Associate Director, Media Relations..... Ta'Nisha Cooper
Manager, Media Relations..... Will Patterson
Coordinator, Media Relations..... T.C. Greene
Assistant, Media Relations..... Matt Flee
Team Colors..... Purple, Gold
Home Court..... STAPLES Center (18,997, 1999)
Radio..... John Ireland, Mychal Thompson (ESPNLA Radio 710 AM)
Fernando Gonzalez, Pepe Mantilla,
Francisco Pinto (ESPN Deportes 1330 AM)
Television... Bill Macdonald, Stu Lantz, Mike Trudell (Spectrum SportsNet)

2019-2020 SEASON SERIES (0-1) CLEVELAND CAVALIERS VS. L.A. LAKERS

PLAYER	G	GS	MIN	-FIELD GOALS-			-3-POINT FG-			-FREE THROWS-			--REBOUNDS--				AST	PF	DQ	STL	TO	BLK	PTS	AVG	HI
				FG	FGA	PCT	FG	FGA	PCT	FT	FTA	PCT	OFF	DEF	TOT										
Love	1	1	33	7	17	.412	1	4	.250	6	6	1.000	2	9	11	3	2	0	0	4	0	21	21.0	21	
Thompson	1	1	34	8	11	.727	0	0	---	1	2	.500	6	4	10	2	5	0	1	5	0	17	17.0	17	
Garland	1	1	29	7	13	.538	2	6	.333	0	0	---	0	2	2	4	3	0	2	3	0	16	16.0	16	
Sexton	1	1	35	6	16	.375	0	2	.000	4	4	1.000	1	2	3	4	1	0	0	2	0	16	16.0	16	
Osman	1	1	35	5	12	.417	4	6	.667	1	1	1.000	0	4	4	1	2	0	0	1	0	15	15.0	15	
Drummond (TOT)	1	1	41	2	13	.154	0	1	.000	8	9	.889	3	15	18	0	5	0	1	2	4	12	12.0	12	
Henson	1	0	9	3	5	.600	0	1	.000	1	1	1.000	0	1	1	0	1	0	0	1	0	7	7.0	7	
McKinnie	1	0	22	1	5	.200	0	3	.000	0	1	.000	1	2	3	2	5	0	0	2	1	2	2.0	2	
Wade	1	0	5	1	1	1.000	0	0	---	0	1	.000	0	1	1	0	0	0	1	0	0	2	2.0	2	
Exum (TOT)	2	0	33	1	5	.200	0	1	.000	1	2	.500	0	4	4	3	2	0	0	2	0	3	1.5	2	
Exum (CLE)	1	0	20	0	2	.000	0	1	.000	1	2	.500	0	3	3	3	1	0	0	0	0	1	1.0	1	
Cook	1	0	5	0	0	---	0	0	---	1	2	.500	0	1	1	1	2	0	0	0	0	1	1.0	1	
Knight	1	0	12	0	3	.000	0	2	.000	1	4	.250	0	1	1	1	0	0	0	1	0	1	1.0	1	
CAVALIERS	1	-	240	38	85	.447	7	25	.280	16	24	.667	10	30	40	21	22	0	4	20	1	99	99.0	99	
LAKERS	1	-	240	48	88	.545	11	30	.367	21	28	.750	11	34	45	33	25	0	8	9	3	128	128.0	128	

2020-21 FIRST HALF SCHEDULE VS. LAKERS

1/25/21 at Cleveland 7:30 PM

2019-20 RESULTS VS. LAKERS

1/13/20 at Los Angeles (L) 99-128
3/26/20 at Cleveland Canceled

ALL-TIME RESULTS

70-71 0-4 95-96 2-0
71-72 1-3 96-97 1-1
72-73 1-3 97-98 1-1
73-74 3-1 98-99 1-0
74-75 2-2 99-00 0-2
75-76 2-2 00-01 0-2
76-77 2-2 01-02 0-2
77-78 2-2 02-03 1-1
78-79 2-2 03-04 0-2
79-80 1-1 04-05 1-1
80-81 0-2 05-06 1-1
81-82 0-2 06-07 2-0
82-83 0-2 07-08 2-0
83-84 0-2 08-09 0-2
84-85 0-2 09-10 2-0
85-86 1-1 10-11 1-1
86-87 0-2 11-12 0-1
87-88 1-1 12-13 1-1
88-89 0-2 13-14 1-1
89-90 1-1 14-15 2-0
90-91 1-1 15-16 2-0
91-92 2-0 16-17 2-0
92-93 2-0 17-18 1-1
93-94 1-1 18-19 1-1
94-95 1-1 19-20 0-1
All-Time Record: 51-64

SERIES NOTES

Overall Record: 51-64 Home: 32-25 RMFH: 14-9 Road: 19-39
Current Streak: Lost 1 Home Streak: Lost 1 Road Streak: Lost 1
Last Win: 1/13/19 Last Home Win: 3/11/18 Last Road Win: 1/13/19
Last Loss: 1/13/20 Last Home Loss: 1/21/18 Last Road Loss: 1/13/20

SERIES HIGHLIGHTS

Cavaliers Individual Bests: Lakers Individual Bests:
Points: 46 - Kyrie Irving, 3/19/17 Points: 47 - Kobe Bryant, 1/30/01
Rebs: 19 - Chones, 2/9/79, Brewer, 10/24/76 Rebs: 26 - Happy Hairston (2), 11/18/73, 10/15/72
Assists: 18 - Fouts Walker, 1/29/80 (4 OT) Assists: 22 - Magic Johnson, 11/17/83
Biggest Win: 38 points on 11/30/94 (117-79)
Biggest Loss: 55 points on 1/11/11 (112-57)

MEMPHIS GRIZZLIES

191 Beale Street
Memphis, TN 38103
Phone: (901) 205-1234
www.grizzlies.com



Chairman and Controlling Owner Robert J. Pera
President Jason Wexler
General Manager/Executive VP of Basketball Ops Zachary Z. Kleiman
Vice President of Basketball Affairs Tayshaun Prince
Vice President of Basketball Strategy Rich Cho
Vice President of Team Operations and Player Programs. Chantal Hassard
Director of Player Personnel Chris Makris
Senior Advisor Glen Grunwald
Head Coach Taylor Jenkins
Assistant Coaches Blake Ahearn, Brad Jones, Darko Rajakovic,
David McClure, James "Scoonie" Penn, Sonia Raman, Vitaly Potapenko
Director of Sports Medicine Eric Oetler

Director of Performance Christopher Chase
Director of Rehabilitation Michael Roncarati
Head Athletic Trainer Jeff Delts
VP of Communications and Basketball Information Strategy Laura Ehret
Senior Director of Communications and Publications Jason Wallace
Manager of Communications and Publications Ross Wooden
Coordinator of Communications and Publications Corey Moore
Team Colors . Beale Street Blue, Midnight Navy, Grizzlies Gold, Steel Gray
Home Court FedExForum (17,794, 2004)
Radio Eric Hasseltine, Elliot Perry, Michael Wallace
(ESPN 92.9 FM/680AM)
Television Pete Pranica, Brevin Knight,
Rob Fischer, Chris Vernon (Fox Sports Southeast)

2019-2020 SEASON SERIES (1-1) CLEVELAND CAVALIERS VS. MEMPHIS

PLAYER	G	GS	MIN	FIELD GOALS			3-POINT FG			FREE THROWS			REBOUNDS			AST	PF	FO	STL	TO	BLK	PTS	AVG	HI
				FG	FGA	PCT	FG	FGA	PCT	FT	FTA	PCT	OFF	DEF	TOT									
Clarkson	1	0	30	12	17	.706	6	8	.750	3	5	.600	2	4	6	1	2	0	0	1	1	33	33.0	33
Drummond (TOT)	1	1	36	12	22	.545	0	0	---	1	3	.333	5	13	18	4	1	0	0	2	0	25	25.0	25
Love	2	2	63	11	25	.440	5	17	.294	13	19	.684	2	20	22	3	3	0	0	3	0	40	20.0	21
Sexton	2	2	62	13	37	.351	3	9	.333	8	9	.889	2	5	7	9	6	0	0	5	1	37	18.5	28
Garland	2	0	60	8	22	.364	3	10	.300	6	6	1.000	3	4	7	8	1	0	2	5	0	25	12.5	14
McKinnie	1	0	27	6	7	.857	0	1	.000	0	0	---	3	7	10	0	3	0	2	1	1	12	12.0	12
Nance	2	0	44	9	13	.692	2	4	.500	0	2	.000	2	9	11	3	2	0	3	1	0	20	10.0	16
Osman	2	2	43	7	17	.412	3	10	.300	0	0	---	3	3	6	2	3	0	0	2	0	17	8.5	13
Porter	1	0	23	3	7	.429	1	3	.333	0	0	---	0	5	5	0	3	0	1	2	0	7	7.0	7
Thompson	2	2	57	6	19	.316	0	0	---	1	1	1.000	11	12	23	4	4	0	1	4	2	13	6.5	10
Henson	2	0	29	3	10	.300	1	4	.250	4	7	.571	3	6	9	5	2	0	0	1	7	11	5.5	8
Exum (TOT)	3	0	24	4	10	.400	2	6	.333	0	0	---	1	3	4	0	2	0	0	2	0	10	3.3	5
Exum (CLE)	1	0	16	2	5	.400	1	3	.333	0	0	---	0	2	2	0	1	0	0	1	0	5	5.0	5
Dellavedova	2	0	28	1	5	.200	1	4	.250	0	0	---	1	1	2	9	1	0	1	3	0	3	1.5	3
CAVALIERS	2	-	480	81	184	.440	26	73	.356	35	49	.714	32	78	110	44	31	0	10	31	12	223	111.5	114
GRIZZLIES	2	-	480	89	191	.466	23	69	.333	19	27	.704	17	73	90	63	36	0	20	19	16	220	110.0	113

2020-21 FIRST HALF SCHEDULE VS. GRIZZLIES

1/7/21	at Memphis	8:00 PM
1/11/21	at Cleveland	7:00 PM

2019-20 RESULTS VS. GRIZZLIES

12/20/19	at Cleveland (W)	114-107
1/17/20	at Memphis (L)	109-113

ALL-TIME RESULTS

95-96	2-0	08-09	2-0
96-97	2-0	09-10	1-1
97-98	2-0	10-11	1-1
98-99	0-0	11-12	0-1
99-00	2-0	12-13	0-2
00-01	1-1	13-14	1-1
01-02	1-1	14-15	2-0
02-03	0-2	15-16	1-1
03-04	0-2	16-17	1-1
04-05	2-0	17-18	2-0
05-06	1-1	18-19	1-1
06-07	2-0	19-20	1-1
07-08	2-0		
All-Time Record: 30-17			

SERIES NOTES

Overall Record : 30-17	Home: 19-4	RMFH: 19-4	Road: 11-13
Current Streak: Lost 1	Home Streak: Won 4	Road Streak: Lost 2	
Last Win: 12/20/19	Last Home Win: 12/20/19	Last Road Win: 2/23/18	
Last Loss: 1/17/20	Last Home Loss: 3/7/16	Last Road Loss: 1/17/20	

SERIES HIGHLIGHTS

Cavaliers Individual Bests:		Grizzlies Individual Bests:	
Points: 51 - LeBron James, 1/15/08		Points: 37 - Pau Gasol, 11/29/03	
Rebs: 22 - Anderson Varejao, 11/26/12		Rebs: 18 - Jonas Valanciunas, 1/17/20	
Assists: 17 - Brevin Knight, 2/25/98		Assists: 16 - Williams, 3/19/03, Bibby, 1/13/01	
Biggest Win: 30 points on 10/28/15 (106-76)			
Biggest Loss: 27 points on 3/19/03 (101-128)			

Franchise formerly Vancouver Grizzlies; moved to Memphis in 2001

MIAMI HEAT

601 Biscayne Boulevard
Miami, FL 33132
Phone: (786) 777-HEAT
PR Twitter: @MiamiHEAT_SMR
www.heat.com



Managing General Partner.....Micky Arison
Chief Executive Officer.....Nick Arison
President.....Pat Riley
Sr. Vice President, Basketball Operations/General Manager.....Andy Elisburg
Vice President, Player Programs.....Alonzo Mourning
Vice President, Basketball Development & Analytics.....Shane Battier
Vice President, Basketball Operations/Asst. General Manager Adam Simon
Head Coach.....Erik Spoelstra
Assistant Coaches.....Chris Quinn, Malik Allen, Caron Butler
Assistant Coach/Player Development.....Octavio de la Grana
Player Development Coach/Director of Player Development Anthony Carter
Shooting Coach/Player Development Coach.....Rob Fodor
Player Development Coach.....Eric Glass
Video Coordinator.....Dan Bisaccio
Head Athletic Trainer/Facility Health & Hygiene Manager.....Jay Sabol

Assistant Athletic Trainer/Director of Rehabilitation.....Brandon Gilliam
Assistant Athletic Trainers.....Wes Brown, Armando Rivas
Neuromuscular Therapist.....Vinny Aquilino
Head Strength & Conditioning Coach.....Eric Foran
Director of Sports Nutrition.....Betsy Berthin
Vice President, Sports Media Relations.....Tim Donovan
Senior Director of Sports Media Relations.....Rob Wilson
Director of Sports Media Relations.....Nick Lissack
Sports Media Relations Senior Manager.....Nick Maiorana
Sports Media Relations/Basketball Operations Assistant.....Maddox Burnett
Team Colors.....Red, Yellow, Black, White
Home Court.....AmericanAirlines Arena (19,600, 2000)
Radio.....Mike Inglis, Ruth Riley Hunter, Ron Rothstein
(790 The Ticket AM 790/FM 104.3 HD-2)
José Pañeda, Joe Pujala (Spanish, WAQI 710 AM)
Television.....Eric Reid, John Crotty, Jason Jackson (FOX Sports Sun)

2019-2020 SEASON SERIES (1-3) CLEVELAND CAVALIERS VS. MIAMI

PLAYER	G	GS	MIN	FIELD GOALS			3-POINT FG			FREE THROWS			REBOUNDS			AST	PF	DQ	STL	TO	BLK	PTS	AVG	HI
				FG	FGA	PCT	FG	FGA	PCT	FT	FTA	PCT	OFF	DEF	TOT									
Love	3	3	110	18	43	.419	10	25	.400	17	18	.944	6	31	37	7	2	0	4	11	3	63	21.0	25
Sexton	4	4	116	24	57	.421	6	19	.316	10	12	.833	1	9	10	15	8	0	4	6	0	64	16.0	19
Nance	2	2	118	25	42	.595	2	10	.200	4	5	.800	13	19	32	5	9	0	9	5	1	56	14.0	16
Garland	4	4	122	19	45	.422	9	23	.391	2	2	1.000	1	5	6	17	3	0	6	10	1	49	12.3	14
Porter	4	0	102	16	36	.444	6	14	.429	10	12	.833	3	11	14	11	16	0	9	9	1	48	12.0	30
Drummond (TOT)	3	3	76	14	25	.560	2	4	.500	5	10	.500	6	14	20	1	12	1	4	10	3	35	11.7	16
Drummond (CLE)	2	2	48	8	16	.500	2	4	.500	1	4	.250	2	9	11	1	6	0	2	5	1	19	9.5	13
Clarkson	2	0	44	7	23	.304	1	10	.100	7	7	1.000	4	3	7	4	4	0	0	4	0	22	11.0	12
Thompson	3	1	78	13	24	.542	2	3	.667	5	9	.556	8	11	19	5	6	0	1	7	1	33	11.0	16
Osman	4	4	118	15	40	.375	6	23	.261	5	12	.417	3	13	16	11	9	0	3	4	0	41	10.3	19
Exum (TOT)	2	0	32	3	7	.429	3	6	.500	5	6	.833	2	7	9	1	2	0	0	2	3	14	7.0	14
Exum (CLE)	2	0	32	3	7	.429	3	6	.500	5	6	.833	2	7	9	1	2	0	0	2	3	14	7.0	14
Zizic	2	0	23	5	6	.833	0	0	---	3	3	1.000	2	1	3	0	3	0	1	3	0	13	6.5	7
Cook	1	0	3	1	1	1.000	0	0	---	0	0	---	0	0	0	0	1	0	0	1	0	2	2.0	2
Delavadeva	4	0	53	0	5	.000	0	4	.000	3	3	1.000	0	3	3	13	4	0	1	6	0	3	0.8	3
McKinnie	1	0	15	0	3	.000	0	2	.000	0	0	---	0	1	1	1	4	0	3	0	1	0	0.0	0
Wade	1	0	3	0	0	---	0	0	---	0	0	---	0	0	0	0	0	0	0	0	0	0	0.0	0
CAVALIERS	4	-	985	154	348	.443	47	143	.329	72	93	.774	45	123	168	91	77	0	43	74	12	427	106.8	125
HEAT	4	-	985	173	332	.521	66	149	.443	63	82	.768	29	134	163	123	83	0	40	74	27	475	118.8	124

2020-21 FIRST HALF SCHEDULE VS. HEAT
<i>The Cavs and Heat will not meet in the First Half</i>

2019-20 RESULTS VS. HEAT
11/14/19 at Cleveland (L) 97-108
11/20/19 at Miami (L) 100-124
2/22/20 at Miami (L) 105-124
2/24/20 at Cleveland (W) 125-119 OT

ALL-TIME RESULTS
88-89 2-0 04-05 0-3
89-90 4-0 05-06 2-2
90-91 3-1 06-07 1-3
91-92 3-1 07-08 0-3
92-93 2-2 08-09 3-1
93-94 1-3 09-10 3-0
94-95 1-3 10-11 1-3
95-96 1-3 11-12 0-3
96-97 0-4 12-13 0-4
97-98 1-3 13-14 0-3
98-99 0-3 14-15 2-2
99-00 0-3 15-16 1-2
00-01 2-2 16-17 1-3
01-02 3-1 17-18 2-1
02-03 1-2 18-19 0-4
03-04 2-2 19-20 1-3
All-Time Record: 46-70

SERIES NOTES			
Overall Record: 46-70	Home: 33-25	RMFH: 23-24	Road: 13-45
Current Streak: Won 1	Home Streak: Won 1	Road Streak: Lost 18	
Last Win: 2/24/20	Last Home Win: 2/24/20	Last Road Win: 1/25/10	
Last Loss: 2/22/20	Last Home Loss: 11/14/19	Last Road Loss: 2/22/20	
SERIES HIGHLIGHTS			
Cavaliers Individual Bests:		Heat Individual Bests:	
Points: 47 - LeBron James (2), 3/12/06, 4/1/06		Points: 44 - Dwyane Wade, 4/1/06	
Rebs: 17 - LeBron James, 3/6/17		Rebs: 24 - Rony Seikaly, 12/1/91	
Assists: 12 - 7 Times		Assists: 15 - Shaw, 3/19/94, Douglas, 3/30/90	
Biggest Win: 68 points on 12/17/91 (148-80) - biggest win in franchise history			
Biggest Loss: 28 points on 2/2/06 (73-101), 12/2/10 (90-118) and 3/4/17 (92-120)			

MILWAUKEE BUCKS

1111 N. Vel R Phillips Ave.
Milwaukee, WI 53203
Phone: (414) 227-0500
www.bucks.com



Owners Wes Edens, Marc Lasry, Jamie Dinan, Mike Fascitelli
General Manager Jon Horst
Assistant General Manager Milt Newton
Head Coach Mike Budenholzer
Assistant Coaches Darwin Ham, Charles Lee, Ben Sullivan,
Chad Forcier, Patrick St. Andrews, Josh Longstaff, Vin Baker
Director of Performance Dr. Troy Flanagan
Head Athletic Trainer Scott Faust
Head Strength & Conditioning Suki Hobson
Senior Strength Coach Michael Davie
Senior Physical Therapists Andrew Small, Laura Tietjen
Physical Therapist Brett Bousquet

Equipment Manager Trevor Poulson
Chief Communications Officer Barry Baum
Vice President of Communications Dan Smyczek
Manager of Communications Hilary Dickinson
Sr. Communications Coordinator Eric Kohlbeck
Communications Coordinator Grace Murray
Team Colors Good Land Green, Cream City Cream,
Great Lakes Blue, Bucks Black
Home Court Fiserv Forum (17,500, 2018)
Radio Ted Davis, Dennis Krause (620 AM WTMJ, 103.3 FM)
Television Jim Paschke, Marques Johnson,
Steve Novak, Zora Stephenson (FOX Sports Wisconsin)

2019-2020 SEASON SERIES (0-3) CLEVELAND CAVALIERS VS. MILWAUKEE

PLAYER	G	GS	FIELD GOALS			3-POINT FG			FREE THROWS			REBOUNDS			AST	PF	DO	STL	TO	BLK	PTS	AVG	HI	
			FG	FGA	PCT	FG	FGA	PCT	FT	FTA	PCT	OFF	DEF	TOT										
Drummond (TOT)	2	2	70	16	27	.593	0	1	.000	3	8	.375	8	23	31	9	7	0	4	8	3	35	17.5	23
Love	3	3	90	15	33	.455	9	22	.409	4	5	.800	1	33	34	13	7	0	1	9	0	43	14.3	16
Sexton	10	3	90	18	38	.474	3	9	.333	3	4	.750	2	4	6	7	10	0	6	6	0	42	14.0	18
Garland	3	3	88	16	36	.444	8	17	.471	0	0	---	1	5	6	13	3	0	0	6	0	40	13.3	21
Nance	3	0	69	16	22	.727	6	11	.545	2	4	.500	4	20	24	5	5	0	2	2	4	40	13.3	18
Thompson	3	3	92	19	41	.463	0	0	---	2	6	.333	17	18	35	9	9	0	2	2	1	40	13.3	17
Clarkson	3	0	63	14	31	.452	6	16	.375	4	4	1.000	0	2	2	12	2	0	2	5	0	38	12.7	17
Osman	3	3	88	15	32	.469	7	15	.467	1	1	1.000	0	7	7	8	8	0	2	5	0	38	12.7	20
Henson	1	0	15	3	3	1.000	2	2	1.000	0	0	---	1	5	6	1	2	0	1	1	1	8	8.0	8
Porter	3	0	54	5	18	.278	1	7	.143	8	10	.800	2	5	7	2	8	0	1	3	1	19	6.3	15
Knight	1	0	7	1	3	.333	1	2	.500	1	2	.500	0	0	0	1	0	0	0	1	0	4	4.0	4
Dellavedova	3	0	40	4	12	.333	1	6	.167	1	1	1.000	0	2	2	7	6	0	1	3	0	10	3.3	5
Cook	2	0	8	3	3	1.000	0	0	---	0	0	---	0	3	3	0	1	0	0	0	0	6	3.0	6
Zick	1	0	2	1	2	.500	0	0	---	0	0	---	0	0	0	0	0	1	0	0	2	2.0	2	
McKinnie	3	0	12	0	4	.000	0	1	.000	0	0	---	2	0	0	0	0	0	0	0	0	0	0.0	0
CAVALIERS	3	-	720	130	278	.468	44	108	.407	26	37	.703	30	104	134	78	63	0	19	45	7	330	110.0	112
BUCKS	3	-	720	139	265	.525	43	109	.394	52	73	.712	27	111	138	83	47	0	28	37	17	373	124.3	129

2020-21 FIRST HALF SCHEDULE VS. BUCKS

1/9/21	at Milwaukee	8:00 PM
2/5/21	at Cleveland	7:30 PM
2/6/21	at Cleveland	8:00 PM

2019-20 RESULTS VS. BUCKS

10/28/19	at Milwaukee	112-129
11/29/19	at Cleveland	110-119
12/14/19	at Milwaukee	108-125
4/11/20	at Cleveland	Canceled

ALL-TIME RESULTS

70-71	0-4	95-96	4-0
71-72	0-4	96-97	2-2
72-73	1-3	97-98	2-2
73-74	0-4	98-99	1-2
74-75	1-3	99-00	1-3
75-76	4-0	00-01	1-3
76-77	4-0	01-02	3-1
77-78	3-1	02-03	0-4
78-79	1-3	03-04	2-2
79-80	0-2	04-05	2-2
80-81	0-6	05-06	3-1
81-82	0-6	06-07	4-0
82-83	1-5	07-08	1-3
83-84	1-5	08-09	4-0
84-85	1-5	09-10	3-1
85-86	1-5	10-11	1-3
86-87	1-5	11-12	0-4
87-88	2-4	12-13	2-2
88-89	3-3	13-14	2-2
89-90	3-2	14-15	3-1
90-91	2-3	15-16	3-1
91-92	3-1	16-17	3-1
92-93	4-1	17-18	3-1
93-94	3-2	18-19	1-3
94-95	4-0	19-20	0-3
All-Time Record: 94-124			

SERIES NOTES

Overall Record: 94-124	Home: 58-51	RMFH: 35-15	Road: 36-73
Current Streak: Lost 4	Home Streak: Lost 1	Road Streak: Lost 5	
Last Win: 3/20/19	Last Home Win: 3/20/19	Last Road Win: 10/20/17	
Last Loss: 12/14/19	Last Home Loss: 11/29/19	Last Road Loss: 12/14/19	

SERIES HIGHLIGHTS

Cavaliers Individual Bests:		Bucks Individual Bests:	
Points: 55 - LeBron James, 2/20/09	Points: 53 - K. Abdul-Jabbar (2), 2/9/72, 11/4/70	Rebs: 19 - Cliff T. Robinson, 2/9/83, Kevin Love, 3/24/19	Rebs: 22 - Swen Nater, 11/4/76
Assists: 19 - Andre Miller, 2/13/02	Assists: 18 - Lester Conner, 2/23/91	Biggest Win: 43 points on 1/24/76 (132-89) Biggest Loss: 45 points on 1/2/71 (73-118)	

MINNESOTA TIMBERWOLVES

600 Hennepin Avenue, Suite 300
Minneapolis, MN 55403
Phone: (612) 673-1600
Fax: (612) 673-1699
www.timberwolves.com



Owner Glen Taylor
Chief Executive Officer Ethan Casson
President of Basketball Operations Gersson Rosas
Executive Vice President of Basketball Operations Sachin Gupta
Asst. General Manager/Iowa Wolves General Manager Gianluca Pascucci
Assistant General Managers Joe Branch, Emmanuel Rohan
Vice President of Sports Science and Performance Javair Gillet
Vice President of Basketball Ops and Player Wellness Dr. Robby Sikka
Vice President of Player Programs/Diversity and Inclusion Tru Pettigrew
Head Coach Ryan Saunders
Associate Head Coach/Defensive Coordinator David Vanterpool
Assistant Coach/Offensive Coordinator Pablo Prigioni
Assistant Coaches Bryan Gates, Kevin Hanson,
Kevin Burleson, Joseph Blair
Player Development/Defensive Associate Pat Sullivan
Player Development/Offensive Associate Jeff Newton
Quality Control Coach Jason Hervey
Video Coordinator/Player Development Associate Max Lefevre
Video Associate Nick Reick
Player Development Associate Greg Stiemsmma
Basketball Operations & Coaching Analyst Cole Fisher
Senior Player Personnel Scout Zarko Duricic
Player Personnel Consultant Rudy Tomjanovich
International Scouting Consultants Stefano Lupatelli, Boris Yukobrat

Manager of Team Services Rachel Saunders
Analytics Director Aaron Blackshear
Personnel Scouting Coordinator Saagar Sanin
College Scouting Coordinator Josh Gershon
Basketball Operations Associate Andrew Novak
Vice President of Player Health/Head Athletic Trainer Gregg Farnam
Head Strength & Conditioning Coach Bill Burgos
Assistant Athletic Trainers Erin Sierer, Chris Williams
Assistant Strength & Conditioning Coach Kurt Joseph
Director of Security Tony Adams
Equipment Manager/Travel Coordinator Peter Warden
Assistant Equipment Manager Cory McCain
Custodian Rob Burnett
Vice President, Team Medical Services Dr. Sheldon Burns, M.D.
Sport Psychologist Dr. Justin Anderson, Psy.D, LP
Vice President of Communications and Engagement Bri Bauer
Communications Manager Aaron Freeman
Communications Manager Sara Perez
Communications Coordinator Corrie Hemry
Team Colors Green, Blue, Silver
Home Court Target Center (19,356, 1990)
Radio Alan Horton (WCCO-AM 830)
Television Dave Benz, Jim Petersen, Marney Gellner
(Fox Sports North)

2019-2020 SEASON SERIES (1-1) CLEVELAND CAVALIERS VS. MINNESOTA

PLAYER	G	S	MIN	FIELD GOALS					3-POINT FG			FREE THROWS					REBOUNDS					AST	PF	DO	STL	TO	BLK	PTS	AVG	HI
				FG	FGA	PCT	F	FGA	PCT	FT	FTA	PCT	OFF	DEF	TOT															
Sexton	2	2	70	12	34	.353	1	5	.200	12	15	.800	3	7	10	3	5	0	3	9	0	37	18.5	19						
Garland	2	2	64	12	23	.522	4	9	.444	4	5	.800	1	1	2	5	6	0	2	7	0	32	16.0	18						
Zicic	1	0	25	6	7	.857	0	0	---	3	4	.750	4	8	12	2	2	0	1	3	0	15	15.0	15						
Thompson	1	1	35	2	9	.222	0	0	---	8	10	.800	4	11	15	3	1	0	0	4	1	12	12.0	12						
Drummond (TOT)	1	1	29	4	12	.333	0	0	---	3	3	1.000	8	4	12	1	5	0	4	3	3	11	11.0	11						
Exum (TOT)	4	0	63	15	25	.600	4	6	.667	4	4	1.000	0	5	5	2	4	0	4	5	1	38	9.5	28						
Exum (CLE)	2	0	41	14	20	.700	4	5	.800	4	4	1.000	0	5	5	2	1	0	3	5	0	36	18.0	28						
Nance	1	1	31	4	7	.571	1	3	.333	0	0	---	2	7	9	0	3	0	1	2	1	9	9.0	9						
Porter	2	1	49	6	16	.375	0	3	.000	4	8	.500	1	9	10	2	5	0	2	6	0	16	8.0	10						
Osman	2	2	57	5	15	.333	1	7	.143	3	5	.600	1	8	9	2	4	0	0	5	1	14	7.0	7						
Henson	2	1	36	5	10	.500	0	2	.000	1	1	1.000	7	13	20	5	2	0	1	2	3	11	5.5	7						
Knight	1	0	23	2	8	.250	1	6	.167	0	1	.000	1	3	4	3	2	0	1	2	0	5	5.0	5						
Delaviedova	2	0	17	2	6	.333	0	4	.000	2	2	1.000	1	2	3	1	2	0	1	1	0	6	3.0	6						
McKinnie	2	0	33	2	6	.333	0	1	.000	0	0	---	1	4	5	0	1	0	0	2	0	4	2.0	2						
CAVALIERS	2	-	480	72	161	.447	12	45	.267	41	55	.745	26	78	104	28	34	0	15	49	6	197	98.5	103						
TIMBERWOLVES	2	-	480	80	188	.426	22	75	.293	24	32	.750	28	55	83	49	48	0	33	35	16	206	103.0	118						

2020-21 FIRST HALF SCHEDULE VS. T'WOLVES		
1/31/21	at Minnesota	7:30 PM
2/1/21	at Cleveland	7:00 PM

2019-20 RESULTS VS. T'WOLVES		
12/28/19	at Minnesota (W)	94-98
1/5/20	at Cleveland (L)	103-118

ALL-TIME RESULTS		
89-90	1-1	05-06 1-1
90-91	1-1	06-07 2-0
91-92	2-0	07-08 2-0
92-93	2-0	08-09 2-0
93-94	13:1M1	09-10 2-0
94-95	1-1	10-11 0-2
95-96	2-0	11-12 1-0
96-97	2-0	12-13 0-2
97-98	2-0	13-14 1-1
98-99	0-0	14-15 2-0
99-00	0-2	15-16 2-0
00-01	0-2	16-17 2-0
01-02	2-0	17-18 1-1
02-03	0-2	18-19 0-2
03-04	1-1	19-20 1-1
04-05	1-1	
All-Time Record: 37-22		

SERIES NOTES			
Overall Record: 37-22	Home: 19-10	RMFH: 15-9	Road: 18-12
Current Streak: Lost 1	Home Streak: Lost 2	Road Streak: Won 1	
Last Win: 12/28/19	Last Home Win: 2/7/18	Last Road Win: 12/28/19	
Last Loss: 1/5/20	Last Home Loss: 1/5/20	Last Road Loss: 10/19/18	
SERIES HIGHLIGHTS			
Cavaliers Individual Bests:		Timberwolves Individual Bests:	
Points: 45 - LeBron James, 11/21/07		Points: 41 - Andrew Wiggins 2/14/17	
Rebs: 19 - Kevin Love, 10/19/18		Rebs: 19 - Kevin Love, 12/4/10	
Assists: 15 - LeBron James, 2/7/18 (OT)		Assists: 16 - Brandon, 3/21/00 (OT), Rubio, 2/14/17	
Biggest Win: 33 points on 11/22/94 (112-79), 2/22/94 (114-81) and 1/29/02 (114-81)			
Biggest Loss: 29 points on 11/13/13 (95-124)			

NEW ORLEANS PELICANS

5800 Airline Drive
Metairie, LA 70003
Phone: (504) 593-4700
www.pelicans.com



Governor..... Gayle Benson
President..... Dennis Lauscha
Executive Vice President of Basketball Operations..... David Griffin
General Manager..... Trajan Langdon
Vice President of Basketball Operations/Team Development... Swin Cash
Head Coach..... Stan Van Gundy
Assistant Coaches..... Bob Beyer, Casey Hill, Fred Vinson,
Rex Walters, Teresa Weatherspoon
Vice President of Player Care & Performance..... Aaron Nelson
Head Athletic Trainer..... Tom Maystadt
Head Strength & Conditioning Coach..... Jason Sumerlin

Sr. VP of Communications/Broadcasting..... Greg Bense
Dir. of Basketball Communications..... Matt Ryan
Basketball Communications Manager..... Will McClaran
Basketball Communications & Broadcasting Coordinator.... Chris Trahan
Corporate Communications Manager..... Jordy Spitale
Team Colors..... Blue, Gold, Red
Home Court..... Smoothie King Center (16,867, 2002)
Radio..... Todd Graffagnini, John DeShazier, Daniel Sallerson,
Caroline Gonzalez (ESPN New Orleans 100.3 FM)
Television..... Joel Meyers, Antonio Daniels, Jen Hale
(Fox Sports New Orleans)

2019-2020 SEASON SERIES (0-2) CLEVELAND CAVALIERS VS. NEWORLEANS

PLAYER	G	GS	MIN	-FIELD GOALS-			-3-POINT FG-			-FREE THROWS-			--REBOUNDS--			AST	PF	DQ	STL	TO	BLK	PTS	AVG	HI
				FG	FGA	PCT	FG	FGA	PCT	FT	FTA	PCT	OFF	DEF	TOT									
Sexton	2	2	69	20	40	.500	8	15	.533	7	9	.778	2	5	7	7	4	0	3	3	1	55	27.5	31
Porter	2	0	56	15	35	.429	7	16	.438	0	0	---	3	4	7	7	3	0	3	4	0	37	18.5	21
Garland	1	1	36	7	15	.467	1	3	.333	0	0	---	1	1	2	3	2	0	0	1	1	15	15.0	15
Drummond (TOT)	2	2	47	9	25	.360	0	0	---	6	10	.600	7	13	20	2	7	0	3	4	2	24	12.0	13
Love	2	2	53	8	26	.308	2	13	.154	4	5	.800	1	12	13	5	3	0	2	4	0	22	11.0	12
Nance	2	0	43	7	14	.500	1	4	.250	4	4	1.000	4	12	16	9	1	0	2	1	0	19	9.5	17
Thompson	2	2	55	8	17	.471	0	1	.000	2	4	.500	7	7	14	2	2	0	0	2	1	18	9.0	13
Osman	2	2	56	7	17	.412	1	5	.200	0	0	---	2	4	6	6	7	0	2	3	1	15	7.5	9
McKinnie	1	0	24	2	5	.400	0	2	.000	3	4	.750	1	4	5	1	2	0	1	1	0	7	7.0	7
Henson	1	0	18	3	6	.500	0	1	.000	0	0	---	2	0	2	0	3	0	1	0	0	6	6.0	6
Dellavedova	2	0	37	4	10	.400	2	5	.400	1	2	.500	1	1	2	10	3	0	0	4	0	11	5.5	7
Zizic	1	0	10	2	3	.667	0	0	---	0	0	---	0	3	3	2	1	0	0	1	0	4	4.0	4
Cook	1	0	2	1	1	1.000	0	0	---	0	0	---	0	2	2	0	0	0	0	0	0	2	2.0	2
Exum (TOT)	2	1	23	1	4	.250	0	0	---	2	2	1.000	1	2	3	1	2	0	0	2	0	4	2.0	4
Exum (CLE)	1	1	18	1	3	.333	0	0	---	2	2	1.000	0	1	1	0	1	0	0	1	0	4	4.0	4
Mooney	1	0	2	0	0	---	0	0	---	0	0	---	0	0	0	0	1	0	0	0	0	0	0.0	0
Wade	1	0	2	0	0	---	0	0	---	0	0	---	0	0	0	0	0	0	0	0	0	0	0.0	0
CAVALIERS	2	-	480	85	192	.443	22	65	.338	23	30	.767	24	56	80	52	33	0	14	28	4	215	107.5	111
HORNETS	2	-	480	95	176	.540	22	57	.386	29	39	.744	19	71	90	65	33	0	21	35	19	241	120.5	125

2020-21 FIRST HALF SCHEDULE VS. PELICANS

The Cavs and Pelicans will not meet
in the First Half

2019-20 RESULTS VS. PELICANS

1/28/20 at Cleveland (L) 111-125
2/28/20 at New Orleans (L) 104-116

ALL-TIME RESULTS

02-03 1-3 11-12 0-1
03-04 3-1 12-13 1-1
04-05 2-0 13-14 0-2
05-06 2-0 14-15 1-1
06-07 1-1 15-16 1-1
07-08 0-2 16-17 1-1
08-09 1-1 17-18 1-1
09-10 2-0 18-19 0-2
10-11 0-2 19-20 0-2
All-Time Record: 17-22

SERIES NOTES

Overall Record: 17-22 Home: 13-7 RMFH: 13-7 Road: 4-15
Current Streak: Lost 4 Home Streak: Lost 2 Road Streak: Lost 9
Last Win: 3/30/18 Last Home Win: 3/30/18 Last Road Win: 3/24/10
Last Loss: 2/28/20 Last Home Loss: 1/28/20 Last Road Loss: 2/28/20

SERIES HIGHLIGHTS

Cavaliers Individual Bests: Points: 49 - Kyrie Irving, 1/23/17
Rebs: 18 - Drew Gooden, 12/26/04
Assists: 14 - LeBron James, 12/26/04
Pelicans Individual Bests: Points: 38 - Anthony Davis, 1/9/19
Rebs: 17 - Gustavo Ayon, 2/22/12
Assists: 20 - Chris Paul, 3/26/08
Biggest Win: 15 points on 2/6/16 (99-84)
Biggest Loss: 38 points on 1/5/19 (98-133)

Franchise formerly Charlotte Hornets; moved to New Orleans in 2002; split time between New Orleans and Oklahoma City in 2005-06 and 2006-07; changed team name from Hornets to Pelicans prior to the start of the 2013-14 season and returned all historical date prior to the 2002-03

NEW YORK KNICKS

Madison Square Garden
Two Pennsylvania Plaza
New York, NY 10121
Phone: (212) 465-6471



Executive Chairman, The Madison Square Garden Company James L. Dolan
President Leon Rose
General Manager Scott Perry
Executive VP, Senior Basketball Advisor William Wesley
Head Coach Tom Thibodeau
Associate Head Coach Johnnie Bryant
Assistant Coaches Darren Erman, Andy Greer,
Larry Greer, Kenny Payne, Mike Woodson

Strength & Conditioning Coach Richard Williams
Sr. Director, Media Relations Gregg Schwartz
Manager, Public Relations Derek Lapinski
Coordinator, Media Relations Brittany Stamoulis
Team Colors Orange, White, Blue
Home Court Madison Square Garden (19,812, 1968)
Radio Ed Cohen, Brendan Brown (ESPN Radio 98.7 FM)
Television Mike Breen, Walt Frazier (MSG Network)

2019-2020 SEASON SERIES (1-3) CLEVELAND CAVALIERS VS. NEWYORK

PLAYER	G	S	MIN	-FIELD GOALS-			-3-POINT FG--			-FREE THROWS-			-REBOUNDS--			AST	PF	DO	STL	TO	BLK	PTS	AVG	HI
				FG	FGA	PCT	FG	FGA	PCT	FT	FTA	PCT	OFF	DEF	TOT									
Drummond (TOT)	1	3	35	12	18	.750	0	0	---	3	4	.750	4	8	12	7	1	0	1	4	0	27	27.0	27
Sexton	4	4	131	32	71	.451	10	19	.526	17	21	.810	7	5	12	15	8	0	3	8	1	91	22.8	31
Love	3	3	103	20	45	.444	8	22	.364	14	14	1.000	3	27	30	9	7	0	1	6	1	62	20.7	33
Clarkson	2	0	43	11	21	.524	4	9	.444	4	4	1.000	1	4	5	5	2	0	0	5	0	30	15.0	17
Nance	3	1	96	16	26	.615	4	12	.333	3	6	.500	4	23	27	7	6	0	4	4	1	39	13.0	18
Knight	1	0	12	4	8	.500	0	0	---	0	0	---	0	3	3	2	0	0	0	0	0	12	12.0	12
Porter	3	1	79	13	27	.481	5	11	.455	5	14	.357	1	7	8	5	6	0	4	5	0	36	12.0	18
Garland	4	4	138	16	47	.340	7	19	.368	8	11	.727	0	9	9	16	6	0	3	9	1	47	11.8	14
Thompson	3	3	91	12	26	.462	0	0	---	7	10	.700	16	20	36	4	10	2	7	3	31	10.3	13	
Osman	4	4	118	15	36	.417	8	20	.400	1	2	.500	1	13	14	12	13	0	1	8	0	39	9.8	15
Henson	1	0	18	4	4	1.000	0	0	---	1	1	1.000	1	2	3	3	4	0	1	1	0	9	9.0	9
McKinnie	2	0	32	4	10	.400	3	6	.500	3	5	.600	2	5	7	1	3	0	0	1	0	14	7.0	14
Zizic	1	0	20	2	4	.500	0	0	---	1	2	.500	1	5	6	0	3	0	0	0	0	5	5.0	5
Exum (TOT)	2	0	41	3	6	.500	0	1	.000	1	4	.250	1	3	4	3	1	0	1	0	1	7	3.5	4
Exum (CLE)	2	0	41	3	6	.500	0	1	.000	1	4	.250	1	3	4	3	1	0	1	0	1	7	3.5	4
Mooney	1	0	3	1	2	.500	0	1	.000	0	0	---	0	1	1	1	0	0	0	0	1	2	2.0	2
Dellavedova	4	0	42	2	9	.222	1	4	.250	2	2	1.000	1	6	7	4	5	0	1	3	1	7	1.8	5
Cook	2	0	8	1	1	1.000	0	0	---	0	0	---	1	0	1	0	0	0	0	0	0	2	1.0	2
Wade	1	0	9	0	1	.000	0	0	---	0	0	---	0	0	0	0	3	1	1	0	0	0	0.0	0
CAVALIERS	4	-	885	156	344	.453	54	132	.409	67	96	.698	40	133	173	87	77	0	24	59	10	433	108.3	134
KNICKERBOCKERS	4	-	885	173	371	.466	36	103	.350	73	98	.745	55	139	194	86	85	0	36	50	28	465	113.6	139

2020-21 FIRST HALF SCHEDULE VS. KNICKS		
12/29/20	at Cleveland	7:00 PM
1/15/21	at Cleveland	7:30 PM
1/29/21	at New York	7:30 PM

2019-20 RESULTS VS. KNICKS		
11/10/19	at New York (W)	108-87
11/18/19	at New York (L)	105-123
1/20/20	at Cleveland (L)	86-106
2/3/20	at Cleveland (L)	134-139 OT

ALL-TIME RESULTS		
70-71	0-4	95-96 3-1
71-72	1-5	96-97 1-3
72-73	0-6	97-98 1-2
73-74	1-5	98-99 1-2
74-75	1-3	99-00 3-1
75-76	3-2	00-01 2-2
76-77	2-2	01-02 2-2
77-78	3-1	02-03 1-2
78-79	2-2	03-04 4-0
79-80	3-3	04-05 1-3
80-81	0-5	05-06 1-2
81-82	0-6	06-07 2-2
82-83	1-5	07-08 2-1
83-84	1-5	08-09 4-0
84-85	3-3	09-10 3-0
85-86	4-1	10-11 3-1
86-87	4-1	11-12 2-2
87-88	2-4	12-13 0-3
88-89	2-2	13-14 2-2
89-90	2-2	14-15 2-1
90-91	3-1	15-16 4-0
91-92	4-0	16-17 4-0
92-93	1-3	17-18 2-2
93-94	0-4	18-19 3-0
94-95	2-2	19-20 1-3
All-Time Record: 99-114		

SERIES NOTES			
Overall Record: 99-114	Home: 61-46	RMFH:30-18	Road:38-68
Current Streak: Lost 3	Home Streak: Lost 2	Road Streak: Lost 1	
Last Win: 11/10/19	Last Home Win: 2/11/19	Last Road Win: 11/10/19	
Last Loss: 2/3/20	Last Home Loss: 2/3/20	Last Road Loss: 11/18/19	
SERIES HIGHLIGHTS			
Cavaliers Individual Bests:		Knicks Individual Bests:	
Points: 52- LeBron James, 2/4/09		Points: 44 - Patrick Ewing, 11/7/93 (OT)	
Rebs: 22 - Tristan Thompson, 1/20/20		Rebs: 22 - 3 Times	
Assists: 18 - Mark Price, 2/15/89		Assists: 19 - Michael Ray Richardson, 3/21/81	
Biggest Win: 36 points on 12/3/08 (118-82)			
Biggest Loss: 35 points on 3/20/01 (75-110)			

OKLAHOMA CITY THUNDER

208 Thunder Dr.
Oklahoma City, OK 73102
Phone: 405-208-4800
www.okcthunder.com



Chairman Clay Bennett
Executive Vice President/General Manager Sam Presti
Vice Presidents of Basketball Operations Will Dawkins, Rob Hennigan
EVP/Chief Administrative Officer Danny Barth
Head Coach Mark Daigneault
Assistant Coaches Dave Bliss, Mike Wilks,
David Akinyooye, Mike Miller
Player Development Coaches Zach Peterson, Kameron Woods
Vice President of Human & Player Performance Donnie Strack, DPT, ATC
Senior Athletic Performance Coach Andrew Paul

Vice President of Logistics & Engagement Marc St. Yves
Vice President of Basketball Comm. & Engagement Matt Tumbleson
Senior Basketball Communications Lead John Read
Basketball Comm. Coordinators Laila Wani, Shelby Willingham
Team Colors Thunder blue, navy, sunset, yellow
Home Court Chesapeake Energy Arena (18,203, 2008)
Radio Matt Pinto (WWLS 92.1 FM/640 AM)
Eleno Ornelas (Spanish WKY 930 AM)
Television Michael Cage, Chris Fisher, Nick "Sparky" Gallo
(Fox Sports Oklahoma)

2019-2020 SEASON SERIES (0-2) CLEVELAND CAVALIERS VS. OKLAHOMA CITY

PLAYER	G	GS	MIN	-FIELD GOALS-			-3-POINT FG--			-FREE THROWS-			--REBOUNDS--			AST	PF	DQ	STL	TO	BLK	PTS	AVG	HI
				FG	FGA	PCT	FG	FGA	PCT	FT	FTA	PCT	OFF	DEF	TOT									
Sexton	2	2	70	21	40	.525	6	11	.545	5	6	.833	3	5	8	4	7	0	0	1	0	63	25.5	30
Osman	2	2	59	11	22	.500	7	15	.467	4	7	.571	0	9	9	4	8	0	0	3	0	33	16.5	22
Garland	2	2	70	11	24	.458	5	12	.417	5	6	.833	1	2	3	13	3	0	1	5	0	32	16.0	20
Love	2	2	63	12	27	.444	6	12	.500	2	2	1.000	1	9	10	6	0	0	1	6	0	32	16.0	20
Nance	1	0	32	6	11	.545	2	6	.333	0	0	---	4	8	10	5	3	0	1	1	0	14	14.0	14
Porter	1	0	31	5	11	.455	1	4	.250	2	3	.667	0	4	4	3	5	0	0	3	0	13	13.0	13
Henson	2	1	45	6	13	.462	1	3	.333	1	2	.500	2	11	13	4	6	0	2	2	2	14	7.0	10
McKinnie	1	0	28	3	8	.375	0	2	.000	0	0	---	3	4	7	1	4	0	1	1	0	6	6.0	6
Exum (TOT)	3	0	40	4	8	.500	1	4	.250	0	0	---	0	6	6	6	5	0	1	6	0	9	3.0	5
Exum (CLE)	2	0	32	2	4	.500	1	3	.333	0	0	---	0	3	3	4	5	0	1	5	0	5	2.5	5
Thompson	1	1	31	1	7	.143	0	0	---	1	2	.500	2	12	14	2	5	0	0	2	0	3	3.0	3
Wade	1	0	3	1	1	1.000	0	0	---	0	0	---	1	1	2	0	1	0	0	1	0	2	2.0	2
Dellavedova	2	0	14	1	4	.250	0	0	---	0	0	---	0	2	2	4	2	0	0	2	0	2	1.0	2
Zizic	1	0	3	0	2	.000	0	0	---	0	0	---	1	1	2	0	1	0	1	0	0	0	0.0	0
CAVALIERS	2	-	480	80	174	.460	29	68	.426	20	28	.714	18	69	87	50	50	0	8	35	2	209	104.5	106
THUNDER	2	-	480	81	177	.458	23	63	.365	45	56	.804	23	69	92	45	31	0	15	24	10	230	115.0	121

2020-21 FIRST HALF SCHEDULE VS. THUNDER		
2/21/21	at Cleveland	6:00 PM

2019-2020 RESULTS VS. THUNDER		
1/4/20	at Cleveland (L)	106-121
2/5/20	at Oklahoma City (L)	103-109

ALL-TIME RESULTS		
70-71	0-4	95-96 0-2
71-72	0-4	96-97 0-2
72-73	3-1	97-98 0-2
73-74	2-2	98-99 0-0
74-75	2-2	99-00 0-2
75-76	3-1	00-01 0-2
76-77	3-1	01-02 0-2
77-78	3-1	02-03 1-1
78-79	2-2	03-04 2-0
79-80	0-2	04-05 0-2
80-81	0-2	05-06 1-1
81-82	0-2	06-07 1-1
82-83	1-1	07-08 1-1
83-84	1-1	08-09 2-0
84-85	1-1	09-10 2-0
85-86	1-1	10-11 0-2
86-87	1-1	11-12 1-0
87-88	1-1	12-13 1-1
88-89	1-1	13-14 1-1
89-90	1-1	14-15 1-1
90-91	1-1	15-16 2-0
91-92	1-1	16-17 1-1
92-93	1-1	17-18 1-1
93-94	1-1	18-19 0-2
94-95	0-2	19-20 0-2
All-Time Record: 48-67		

SERIES NOTES			
Overall Record : 48-67	Home: 32-25	RMFH: 10-14	Road: 16-42
Current Streak : Lost 4	Home Streak: Lost 3	Road Streak: Lost 2	
Last Win: 2/13/18	Last Home Win: 1/29/17	Last Road Win: 2/13/18	
Last Loss: 2/5/20	Last Home Loss: 1/4/20	Last Road Loss: 2/5/20	
SERIES HIGHLIGHTS			
Cavaliers Individual Bests:		Thunder Individual Bests:	
Points: 44 - LeBron James, 12/13/09		Points: 48 - Spencer Haywood, 1/7/72	
Rebs: 20 - Carlos Boozer, 1/20/04		Rebs: 24 - Pete Cross, 11/13/70	
Assists: 20 - Lenny Wilkens, 11/27/73		Assists: 20 - Russell Westbrook, 1/20/18	
Biggest Win: 35 points on 11/26/08 (117-82)			
Biggest Loss: 35 points on 11/3/80 (83-118)			

Franchise formerly Seattle Sonics; moved to Oklahoma City in 2008

ORLANDO MAGIC

400 West Church Street, Suite 250
Orlando, FL 32801
Phone: (407) 916-2400
Fax: (407) 916-2830
www.orlandomagic.com



Chairman/Governor Dan DeVos
Chief Executive Officer/Alternate Governor Alex Martins
President of Basketball Operations Jeff Weltman
General Manager John Hammond
Assistant General Manager Pete D'Alessandro
Assistant General Manager Matt Lloyd
Director of Player Development and Basketball Operations Becky Bonner
Head Coach Steve Clifford
Assistant Coaches Mike Batiste, Tyrone Corbin, Pat Delany,
Steve Hetzel, Bruce Kreutzer, Dylan Murphy
Associate Coach/Player Development Lionel Chalmers

High Performance Director Lindsay Winninger
Head Athletic Trainer Ernest Eugene
Head Strength and Conditioning Coach Nathan Spencer
Chief Communications Officer Joel Glass
Sr. Director of Communications George Galante
Director of Public Relations Trish Wingerson
Communications Manager Brooke Brumbelow
Team Colors Blue, Silver and Black
Home Court Amway Center (18,846, 2010)
Radio David Steele, Jeff Turner, Dante Marchitelli (FM 96.9 The Game)
Television David Steele, Jeff Turner, Dante Marchitelli
(FOX Sports Florida)

2019-2020 SEASON SERIES (0-3) CLEVELAND CAVALIERS VS. ORLANDO

PLAYER	G	GS	MIN	FIELD GOALS			3-POINT FG			FREE THROWS			REBOUNDS			AST	PF	DO	STL	TO	BLK	PTS	AVG	HI
				FG	FGA	PCT	FG	FGA	PCT	FT	FTA	PCT	OFF	DEF	TOT									
Sexton	3	3	92	21	45	.467	5	12	.417	8	9	.889	5	7	12	9	3	0	1	11	0	55	18.3	20
Osman	3	3	92	13	32	.406	8	19	.421	7	8	.875	1	10	11	7	5	0	7	6	1	41	13.7	14
Thompson	3	3	96	18	27	.667	0	0	---	3	4	.750	8	25	33	8	6	0	4	2	3	39	13.0	16
Garland	3	3	93	11	25	.440	5	13	.385	6	6	1.000	1	7	8	7	6	0	1	13	0	33	11.0	16
Love	2	2	60	7	18	.389	2	8	.250	4	6	.667	1	22	23	4	3	0	1	4	0	20	10.0	11
Nance	3	1	93	10	29	.345	3	13	.231	1	4	.250	11	24	35	5	8	0	2	6	0	24	8.0	11
Clarkson	3	0	55	8	34	.235	3	18	.167	4	4	1.000	2	4	6	5	2	0	2	6	0	23	7.7	8
Drummond (TOT)	1	1	30	3	6	.500	0	0	---	1	2	.500	3	15	18	1	3	0	0	3	1	7	7.0	7
Porter	3	0	56	8	22	.364	2	7	.286	0	0	---	0	9	9	7	7	0	3	4	0	18	6.0	12
Henson	1	0	14	2	3	.667	0	0	---	1	2	.500	1	4	5	2	2	0	0	2	3	5	5.0	5
Dellavedova	3	0	49	5	13	.385	1	9	.111	1	2	.500	1	2	3	8	5	0	1	1	0	12	4.0	5
McKinnie	2	0	19	2	4	.500	1	3	.333	1	2	.500	1	2	3	0	2	0	0	2	0	6	3.0	5
CAVALIERS	3	-	720	105	252	.417	30	102	.294	36	47	.766	32	116	148	62	49	0	22	59	9	276	92.0	104
MAGIC	3	-	720	114	261	.437	30	89	.337	45	59	.763	23	100	123	66	53	0	35	41	19	303	101.0	116

2020-21 FIRST HALF SCHEDULE VS. MAGIC

1/4/21 at Orlando 7:00 PM
1/6/21 at Orlando 7:00 PM

2019-20 RESULTS VS. MAGIC

10/23/19 at Orlando (L) 85-94
11/27/19 at Cleveland (L) 104-116
12/6/19 at Cleveland (L) 87-93
3/19/20 at Orlando Canceled

ALL-TIME RESULTS

89-90 4-1 05-06 3-1
90-91 2-0 06-07 1-2
91-92 3-1 07-08 1-3
92-93 2-2 08-09 1-2
93-94 2-2 09-10 2-2
94-95 1-3 10-11 0-4
95-96 1-2 11-12 0-3
96-97 2-2 12-13 3-1
97-98 2-2 13-14 4-0
98-99 1-2 14-15 3-0
99-00 2-1 15-16 4-0
00-01 1-3 16-17 3-0
01-02 1-3 17-18 2-2
02-03 4-4 18-19 1-2
03-04 2-2 19-20 0-3
04-05 3-1
All-Time Record: 57-55

SERIES NOTES

Overall Record: 57-55 Home: 34-21 RMFH: 27-19 Road: 23-34
Current Streak: Lost 4 Home Streak: Lost 2 Road Streak: Lost 4
Last Win: 3/3/19 Last Home Win: 3/3/19 Last Road Win: 1/6/18
Last Loss: 12/6/19 Last Home Loss: 12/6/19 Last Road Loss: 10/23/19

SERIES HIGHLIGHTS

Cavaliers Individual Bests: Points: 43 - LeBron James, 3/17/09
Rebs: 25 - Anderson Varejao, 1/2/14
Assists: 17 - Mark Price, 4/16/93
Biggest Win: 35 points on 12/11/15 (111-76)
Biggest Loss: 30 points on 11/3/01 (69-99)

Magic Individual Bests: Points: 45 - Victor Oladipo, 3/18/16
Rebs: 21 - Nikola Vucevic, 4/7/13
Assists: 21 - Scott Skiles, 4/16/93

PHILADELPHIA 76ERS

Philadelphia 76ers Training Complex
3 Banner Way
Camden, NJ 08103
P: (215) 339-7600



Managing Partner..... Josh Harris
Co-Managing Partner..... David Blitzer
Chief Executive Officer..... Scott O Neil
President, Basketball Operations..... Daryl Morey
President, Business Operations..... Chris Heck
General Manager..... Elton Brand
Head Coach..... Doc Rivers
Executive Vice President, Basketball Operations..... Peter Dinwiddie
Assistant General Manager..... Ned Cohen
Vice President, Athlete Care..... Simon Rice
Vice President, Player Personnel..... Prosper Karangwa
Vice President, Player Development..... Annelise Schmittel
Vice President, Scouting..... Vince Rozman
Vice President, Strategy and Vision..... Rob Newton
Chief of Staff to the Head Coach..... Annemarie Loflin

Assistant Coaches..... Dave Joerges, Sam Cassell, Dan Burke,
Brian Adams, Eric Hughes, Popeye Jones
Assistant Coach/Performance Director..... Todor Pandov
Coaching Associate..... Pete Dominguez
Skill Development Coaches..... Chris Babcock, Andrew Jones III,
Dwyane Jones, Tyler Lashbrook, Jason Love, Spencer Rivers
Head Strength and Conditioning Coach..... Ben Kenyon
Head Athletic Trainer..... Kevin Johnson
Public Relations..... Dave Sholler, Lara Toscani Weems, Patrick Rees,
Molly Mita, Rob King, Liz Klotzbach
Team Colors..... Red, White, Blue
Home Court..... Wells Fargo Center (20,155, 1996)
Radio..... Tom McGinnis (The Fanatic 97.5 FM)
Television..... Marc Zumoff, Alaa Abdelnaby
(NBC Sports Philadelphia, NBC Sports Philadelphia+)

2019-2020 SEASON SERIES (1-3) CLEVELAND CAVALIERS VS. PHILADELPHIA

PLAYER	G	GS	MIN	FIELD GOALS			3-POINT FG			FREE THROWS			REBOUNDS			AST	PF	FO	STL	TO	BLK	PTS	AVG	HI
				FG	FGA	PCT	FG	FGA	PCT	FT	FTA	PCT	OFF	DEF	TOT									
Drummond (TOT)	2	1	57	18	26	.692	0	0	---	4	12	.333	6	15	21	4	9	1	1	3	2	40	20.0	27
Sexton	4	4	122	27	64	.422	2	9	.222	17	20	.850	5	5	10	9	4	0	6	10	0	73	18.3	28
Clarkson	3	0	65	15	32	.469	3	10	.300	12	15	.800	3	6	9	6	1	0	1	2	1	45	15.0	20
Thompson	4	4	115	24	49	.490	2	6	.333	5	7	.714	14	23	37	9	9	0	3	9	4	55	13.8	17
Love	4	4	110	13	40	.325	8	23	.348	17	19	.895	1	29	30	8	3	0	0	8	1	51	12.8	20
Garland	4	4	117	19	55	.345	6	19	.316	2	2	1.000	3	5	8	8	6	0	5	6	0	46	11.5	17
Nance	3	0	76	9	17	.529	2	5	.400	0	0	---	4	23	27	5	7	0	4	4	0	20	6.7	13
Henson	1	0	14	3	7	.429	0	2	.000	0	0	---	2	1	3	1	1	0	0	0	0	6	6.0	6
McKinzie	2	0	33	4	10	.400	2	5	.400	2	2	1.000	2	7	9	0	3	0	1	3	0	12	6.0	7
Zizic	3	0	36	8	13	.615	0	0	---	1	1	1.000	2	6	8	1	4	0	1	2	2	17	5.7	6
Knight	2	0	36	5	14	.357	1	8	.125	0	2	.000	1	1	2	4	3	0	1	2	0	11	5.5	7
Delavedova	4	0	51	9	13	.692	2	2	1.000	0	0	---	0	3	3	3	7	0	2	3	0	20	5.0	12
Porter	4	0	86	6	19	.316	1	8	.125	5	6	.833	1	14	15	13	10	0	2	7	1	18	4.5	7
Cook	1	0	3	1	1	1.000	0	0	---	2	2	1.000	1	1	2	0	0	0	0	0	0	4	4.0	4
Osman	4	4	95	6	16	.375	2	8	.250	2	2	1.000	1	6	7	4	9	0	2	6	0	16	4.0	5
Exum (TOT)	1	0	7	0	0	---	0	0	---	0	0	---	0	0	0	0	1	0	0	1	1	0	0.0	0
CAVALIERS	4	-	960	149	350	.426	31	105	.295	65	78	.833	40	130	170	71	67	0	28	66	9	394	98.5	108
76ERS	4	-	960	179	352	.509	41	125	.328	48	67	.716	33	139	172	122	69	0	40	45	36	447	111.8	141

2020-21 FIRST HALF SCHEDULE VS. 76ERS			
12/27/20	at Cleveland	7:30 PM	
2/27/21	at Philadelphia	3:00 PM	

2019-20 RESULTS VS. 76ERS			
11/12/19	at Philadelphia (L)	97-98	
11/17/19	at Cleveland (L)	95-114	
12/7/19	at Philadelphia (L)	94-141	
2/26/20	at Cleveland (W)	108-94	

ALL-TIME RESULTS			
70-71	1-3	95-96	4-0
71-72	2-4	96-97	3-0
72-73	6-0	97-98	3-1
73-74	5-1	98-99	1-2
74-75	3-1	99-00	0-4
75-76	3-2	00-01	0-4
76-77	1-3	01-02	0-3
77-78	1-3	02-03	0-4
78-79	2-2	03-04	0-3
79-80	1-5	04-05	0-3
80-81	0-6	05-06	2-2
81-82	0-5	06-07	0-3
82-83	0-5	07-08	2-1
83-84	2-4	08-09	3-1
84-85	4-2	09-10	3-0
85-86	0-6	10-11	2-2
86-87	2-4	11-12	0-3
87-88	3-2	12-13	1-3
88-89	3-2	13-14	3-1
89-90	2-2	14-15	2-1
90-91	2-2	15-16	4-0
91-92	4-0	16-17	3-0
92-93	4-0	17-18	2-2
93-94	4-0	18-19	1-2
94-95	3-1	19-20	1-3
All-Time Record: 104-109			

SERIES NOTES			
Overall Record: 104-109	Home: 60-45	RMFH: 25-21	Road: 44-64
Current Streak: Won 1	Home Streak: Won 1	Road Streak: Lost 3	
Last Win: 2/26/20	Last Home Win: 2/26/20	Last Road Win: 11/23/18	
Last Loss: 12/7/19	Last Home Loss: 11/17/19	Last Road Loss: 12/7/19	
SERIES HIGHLIGHTS			
Cavaliers Individual Bests:		76ers Individual Bests:	
Points: 44 - LeBron James, 4/6/18		Points: 54 - Allen Iverson, 1/6/01	
Rebs: 23 - Rick Roberson, 1/12/73 (2 OT)		Rebs: 25 - Caldwell Jones, 2/11/81 (OT)	
Assists: 22 - Andre Miller, 12/15/01		Assists: 16 - Cheeks, 1/9/88, Iverson, 4/8/05	
Biggest Win: 43 points on 1/15/94 (110-67)			
Biggest Loss: 54 points on 11/2/70 (87-141)			

PHOENIX SUNS

201 E. Jefferson Street
Phoenix, AZ 85004
Phone: (602) 379-7900
Fax: (602) 379-7867
www.suns.com



Managing Partner..... Robert Sarver
President & Chief Executive Officer..... Jason Rowley
General Manager..... James Jones
Senior Vice President, Basketball Operations..... Jeff Bower
Assistant General Manager..... Trevor Bukstein
Director, Basketball Strategy..... Ryan Resch
Director, Player Personnel..... Bubba Burrage
Head Coach..... Monty Williams
Assistant Coaches..... Willie Green, Kevin Young, Mark Bryant,
Randy Ayers, Brian Randle
Director, Player Development..... Riccardo Fois
Player Development Coach..... Ben Strong

Senior Director, Player Health & Performance..... Brady Howe
Director, Medical Services/Head Athletic Trainer..... David Crewe
Director, Rehabilitation..... Adam Loiacono
Vice President, Basketball Communications..... Julie Fie
Director, Basketball Communications..... Cole Mickelson
Chief Marketing & Communications Officer..... Dean Stoyer
Team Colors..... Orange, Purple
Home Court..... Talking Stick Resort Arena (18,055, 1992)
Radio..... Al McCoy, Jon Bloom, Tim Kempton (Arizona Sports 98.7 FM)
Arturo Ochoa, Juan Urresti (KSUN La Mejor Radio 1400 AM, 106.5 FM)
Television..... Kevin Ray, Eddie Johnson, Ann Meyers Drysdale
(FOX Sports Arizona)

2020-21 FIRST HALF SCHEDULE VS. SUNS		
2/8/21	at Phoenix	9:00 PM

2019-20 RESULTS VS. SUNS		
3/30/20	at Cleveland	Canceled
4/3/20	at Phoenix	Canceled

SERIES NOTES		
Overall Record: 48-65	Home: 31-25	RMFH: 12-12
Current Streak: Lost 1	Home Streak: Won 5	Road Streak: Lost 1
Last Win: 2/21/19	Last Home Win: 2/21/19	Last Road Win: 3/13/18
Last Loss: 4/1/19	Last Home Loss: 1/26/14	Last Road Loss: 4/1/19
SERIES HIGHLIGHTS		
Cavaliers Individual Bests:		Suns Individual Bests:
Points: 46 - LeBron James, 1/14/06		Points: 39 - Paul Westphal, 3/19/78
Rebs: 22 - Zydrunas Ilgauskas, 11/1/02		Rebs: 22 - Lamar Green, 11/5/71
Assists: 17 - Andre Miller, 3/25/02		Assists: 21 - Steve Nash, 1/11/07
Biggest Win: 25 points on 3/23/18 (120-95)		
Biggest Loss: 35 points on 2/11/79 (101-136)		

ALL-TIME RESULTS		
70-71	0-4	95-96 2-0
71-72	0-4	96-97 1-1
72-73	1-3	97-98 2-0
73-74	1-3	98-99 1-0
74-75	2-2	99-00 0-2
75-76	3-1	00-01 0-2
76-77	2-1	01-02 1-1
77-78	1-2	02-03 0-2
78-79	0-4	03-04 0-2
79-80	1-1	04-05 1-1
80-81	1-1	05-06 1-1
81-82	0-2	06-07 0-2
82-83	0-2	07-08 0-2
83-84	1-1	08-09 2-0
84-85	1-1	09-10 2-0
85-86	2-0	10-11 0-2
86-87	1-1	11-12 1-1
87-88	1-1	12-13 0-2
88-89	2-0	13-14 1-1
89-90	1-1	14-15 1-1
90-91	0-2	15-16 2-0
91-92	1-1	16-17 2-0
92-93	2-0	17-18 2-0
93-94	0-2	18-19 1-1
94-95	1-1	19-20 0-0
All-Time Record: 48-65		

PORTLAND TRAIL BLAZERS

One Center Court, Suite 200
Portland, OR 97227
Phone: (503) 234-9291
www.trailblazers.com



Chair..... Jody Allen
Vice Chair..... Bert Kolde
President of Basketball Operations..... Neil Olshey
President & CEO..... Chris McGowan
Head Coach..... Terry Stotts
Associate Head Coach..... Nate Tibbetts
Assistant Coaches..... Dale Osbourne, Jim Moran,
John McCullough, Jannero Pargo
Director of Player Health and Performance..... Jesse Ellis
Head Athletic Trainer..... Geoff Clark
Assistant Athletic Trainer/Physical Therapist..... Jessica Cohen
Sports Performance Specialist..... Todd Forcier

Sports Performance Therapist..... Charles Loftis
Physical Therapist/Sports Scientist..... Logan Sullivan
Assistant General Managers..... Bill Branch, Steve Rosenberry
Director of Player Personnel..... Joe Cronin
Vice President, Basketball Communications..... Jim Taylor
Basketball Communications Manager..... Jacob Gifford
Basketball Communications Coordinator..... Heavyn Jackson
Team Colors..... Scarlet, Black, White
Home Court..... Moda Center (19,441, 1995)
Radio..... Travis Demers, Michael Holton
(Rip City Radio 620 AM)
Television..... Jordan Kent, Lamar Hurd, Brooke Olzendam
(NBC Sports Northwest)

2019-2020 SEASON SERIES (1-0) CLEVELAND CAVALIERS VS. PORTLAND

PLAYER	G	GS	MIN	-FIELD GOALS-			-3-POINT FG-			-FREE THROWS-			--REBOUNDS--			AST	PF	DQ	STL	TO	BLK	PTS	AVG	HI
				FG	FGA	PCT	FG	FGA	PCT	FT	FTA	PCT	OFF	DEF	TOT									
Clarkson	1	0	31	6	9	.667	6	6	1.000	10	12	.833	0	3	3	3	1	0	1	0	1	28	28.0	28
Thompson	1	1	36	9	18	.500	0	0	---	7	7	1.000	4	6	10	2	2	0	2	2	0	25	25.0	25
Sexton	1	1	32	7	14	.500	0	1	.000	5	6	.833	0	4	4	0	2	0	3	4	0	19	19.0	19
Nance	1	1	32	5	10	.500	1	5	.200	0	2	.000	3	9	12	4	1	0	0	2	0	11	11.0	11
Garland	1	1	27	3	12	.250	1	6	.167	2	2	1.000	1	1	2	1	3	0	1	1	0	9	9.0	9
McKinnie	1	0	15	3	6	.500	0	2	.000	1	2	.500	0	4	4	0	0	1	1	1	1	7	7.0	7
Osman	1	1	33	2	11	.182	1	7	.143	0	0	---	1	11	12	5	2	0	1	1	0	5	5.0	5
Dellavedova	1	0	12	1	4	.250	1	4	.250	1	1	1.000	0	1	1	3	1	0	0	1	0	4	4.0	4
Porter	1	0	23	1	3	.333	0	0	---	0	0	---	0	4	4	1	2	0	0	2	0	2	2.0	2
CAVALIERS	1	-	240	37	87	.425	10	31	.323	26	32	.813	9	43	52	19	14	0	9	13	2	110	110.0	110
TRAIL BLAZERS	1	-	240	39	87	.448	14	40	.350	12	16	.750	6	32	38	21	20	0	6	10	6	104	104.0	104

2020-21 FIRST HALF SCHEDULE VS. BLAZERS		
2/12/21	at Portland	10:00 PM

2019-20 RESULTS VS. BLAZERS		
11/23/19	at Cleveland (W)	110-104
4/7/20	at Portland	Canceled

ALL-TIME RECORDS			
70-71	2-10	95-96	1-1
71-72	4-2	96-97	1-1
72-73	1-3	97-98	1-1
73-74	4-0	98-99	0-0
74-75	2-2	99-00	1-1
75-76	4-0	00-01	1-1
76-77	2-2	01-02	0-2
77-78	0-4	02-03	0-2
78-79	0-4	03-04	1-1
79-80	0-2	04-05	2-0
80-81	1-1	05-06	1-1
81-82	1-1	06-07	1-1
82-83	1-1	07-08	2-0
83-84	1-1	08-09	2-0
84-85	1-1	09-10	2-0
85-86	0-2	10-11	0-2
86-87	1-1	11-12	0-1
87-88	1-1	12-13	1-1
88-89	2-0	13-14	0-2
89-90	1-1	14-15	1-1
90-91	0-2	15-16	1-1
91-92	0-2	16-17	1-1
92-93	0-2	17-18	1-1
93-94	2-0	18-19	0-2
94-95	1-1	19-20	1-0
All-Time Record: 54-70			

SERIES NOTES			
Overall Record: 54-70	Home: 36-26	RMFH: 16-8	Road: 18-44
Current Streak: Won 1	Home Streak: Won 1	Road Streak: Lost 6	
Last Win: 11/23/19	Last Home Win: 11/23/19	Last Road Win: 1/16/13	
Last Loss: 2/25/19	Last Home Loss: 2/25/19	Last Road Loss: 1/16/19	
SERIES HIGHLIGHTS			
Cavaliers Individual Bests:		Blazers Individual Bests:	
Points: 55 - Kyrie Irving, 1/28/15		Points: 40 - Johnson, 11/26/86, Lillard, 11/23/16	
Rebs: 23 - Robinson, 2/27/83, Roberson, 11/7/71		Rebs: 24 - Bill Walton, 10/18/74 (4 OT)	
Assists: 20 - Bobby Washington, 11/7/71		Assists: 17 - Rick Adelman, 11/19/71	
Biggest Win: 37 points on 2/24/89 (128-91)			
Biggest Loss: 50 points on 11/21/82 (79-129)			

SACRAMENTO KINGS

500 David J. Stern Walk
Sacramento, CA 95814
Phone: (916) 928-0000
www.kings.com



Chairman and Governor..... Vivek Ranadivé
General Manager..... Monte McNair
Chief Operating Officer..... Matina Kolokotronis
Chief Strategy Officer..... Joe Dumars
Assistant General Manager..... Wes Wilcox
Assistant General Manager..... Ken Catanella
Head Coach..... Luke Walton
Associate Head Coach..... Alvin Gentry
Assistant Coaches..... Jesse Murmuys, Rex Kalamian
Assistant Coach/Chief of Staff..... Roy Rana
Assistant Coach/Director of Player Development..... Rico Hines
Assistant Coaches/
Player Development... Bobby Jackson, Stacey Augmon, Lindsay Harding

VP, Player Personnel..... Phil Jabour
VP, Athlete Health and Performance..... Teena Murray
Head Athletic Trainer..... Joe Resendez
Head of Performance..... Craig Slaunwhit
Sr. Vice President, Communications..... Joelle Terry
Director, Media Relations..... Alexander Sigua
Media Relations Manager..... Rahsaan Gethers
Team Colors..... Black, Purple, Silver
Home Court..... Golden 1 Center (17,583, 2016)
Radio..... Gary Gerould (KHTK 1140 AM)
Television..... Mark Jones, Kyle Draper
Doug Christie, Kayte Hunter (NBC Sports California)

2020-21 FIRST HALF SCHEDULE VS. KINGS	
The Cavs and Kings will not meet in the First Half	

2019-20 RESULTS VS. KINGS	
3/24/20	at Cleveland Canceled
4/5/20	at Sacramento Canceled

ALL-TIME RESULTS			
70-71	1-5	95-96	1-1
71-72	2-6	96-97	2-0
72-73	2-2	97-98	2-0
73-74	0-4	98-99	0-0
74-75	2-2	99-00	0-2
75-76	1-3	00-01	1-1
76-77	3-1	01-02	0-2
77-78	2-2	02-03	0-2
78-79	1-3	03-04	0-2
79-80	2-0	04-05	0-2
80-81	0-2	05-06	1-1
81-82	1-1	06-07	2-0
82-83	1-1	07-08	2-0
83-84	0-2	08-09	2-0
84-85	2-0	09-10	2-0
85-86	2-0	10-11	1-1
86-87	1-1	11-12	1-0
87-88	2-0	12-13	0-2
88-89	2-0	13-14	1-1
89-90	2-0	14-15	1-1
90-91	1-1	15-16	2-0
91-92	2-0	16-17	1-1
92-93	1-1	17-18	1-1
93-94	2-0	18-19	0-2
94-95	1-1	19-20	0-0
All-Time Record: 59-60			

SERIES NOTES			
Overall Record: 59-60	Home: 38-23	RMFH: 14-10	Road: 21-37
Current Streak: Lost 3	Home Streak: Lost 1	Road Streak: Lost 2	
Last Win: 12/6/17	Last Home Win: 12/6/17	Last Road Win: 1/13/17	
Last Loss: 4/4/19	Last Home Loss: 12/7/18	Last Road Loss: 4/4/9	
SERIES HIGHLIGHTS			
Cavaliers Individual Bests:		Kings Individual Bests:	
Points: 51 - LeBron James, 3/13/09		Points: 45 - Nate Archibald, 3/26/72	
Rebs: 24 - Brad Daugherty, 3/8/91		Rebs: 24 - Sam Lacey, 2/19/72	
Assists: 17 - Miller, 11/6/01, Bagley, 2/2/85		Assists: 18 - 3 Times	
Biggest Win: 33 points on 12/5/74 (124-91)			
Biggest Loss: 44 points on 1/12/14 (80-124)			

SAN ANTONIO SPURS

One AT&T Center
San Antonio, TX 78219
Phone: (210) 444-5500
www.spurs.com



ChairmanPeter J. Holt
President & CEORC Buford
President of Basketball Operations/Head Coach.....Gregg Popovich
General ManagerBrian Wright
Vice President of Basketball OperationsBrent Barry
Assistant CoachesBecky Hammon, Will Hardy, Mitch Johnson,
Chip Engelland, Darius Songaila
Video CoordinatorWillis Hall
Video Coordinator AssistantSean Sheldon
VP of Basketball Admin/Deputy General CounselBrandon James

Austin Spurs General ManagerTyler Self
Director of Sports ScienceXavi Schelling
Director of Player CareWayne Diesel
Head Athletic TrainerWill Severing
Team ColorsMetallic Silver, Black
Home CourtAT&T Center (18,354, 2002)
RadioBill Schoening (WOAI 1200 AM)
TelevisionPaul Castro (KXTN 107.5 FM-Spanish)
Bill Land, Sean Elliott, Dan Weiss, Matt Bonner
(KENS, KMYS, FOX Sports Southwest)

2019-2020 SEASON SERIES (2-0) CLEVELAND CAVALIERS VS. SAN ANTONIO

PLAYER	G	GS	MIN	-FIELD GOALS-			-3-POINT FG--			-FREE THROWS-			--REBOUNDS--			AST	PF	DO	STL	TO	BLK	PTS	AVG	HI
				FG	FGA	PCT	FG	FGA	PCT	FT	FTA	PCT	OFF	DEF	TOT									
Sexton	2	2	75	18	38	.474	2	10	.200	16	19	.842	1	2	3	6	5	0	2	8	0	54	27.0	28
Clarkson	1	0	31	10	18	.556	4	11	.364	1	1	1.000	2	2	4	3	1	0	1	3	0	25	25.0	25
Love	2	2	79	14	36	.389	5	14	.357	11	13	.846	5	30	35	5	7	0	0	6	0	44	22.0	30
Drummond (TOT)	3	3	97	22	40	.550	0	3	.000	14	27	.519	15	36	51	6	7	0	2	5	10	58	19.3	28
Drummond (CLE)	1	1	33	11	16	.688	0	2	.000	6	11	.545	4	13	17	1	5	0	0	1	3	28	28.0	28
Osman	2	2	74	12	26	.462	7	16	.438	3	4	.750	1	5	6	7	4	0	3	1	1	34	17.0	19
McKinnie	1	0	19	4	6	.667	2	2	1.000	0	0	---	3	2	5	1	4	0	0	1	1	10	10.0	10
Nance	2	0	72	7	15	.467	3	7	.429	2	2	1.000	5	16	21	1	5	0	0	1	0	19	9.5	19
Deliavedova	2	1	60	3	12	.250	2	7	.286	8	9	.889	0	4	4	15	4	0	2	5	0	16	8.0	14
Garland	1	1	25	3	8	.375	2	6	.333	0	0	---	2	1	3	5	0	0	0	5	0	8	8.0	8
Porter	1	0	16	2	6	.333	1	3	.333	0	0	---	0	2	2	2	1	0	1	1	0	5	5.0	5
Henson	1	0	13	1	1	1.000	0	0	---	0	2	.000	0	0	0	0	5	0	1	2	1	2	2.0	2
Thompson	2	1	34	2	8	.250	0	1	.000	0	4	.000	2	8	10	2	5	0	0	2	1	4	2.0	2
CAVALIERS	2	-	530	87	190	.458	28	79	.354	47	65	.723	25	85	110	48	46	0	10	37	7	249	124.5	132
SPURS	2	-	530	85	184	.462	15	42	.357	53	61	.869	8	72	80	39	55	1	26	21	13	238	119.0	129

2020-21 FIRST HALF SCHEDULE VS. SPURS		
2/17/21	at Cleveland	7:00 PM

2019-20 RESULTS VS. SPURS		
12/12/19	at San Antonio (W)	117-109 OT
3/8/20	at Cleveland (W)	132-129 OT

ALL-TIME RESULTS		
76-77	2-2	98-99 1-0
77-78	0-4	99-00 1-1
78-79	0-4	00-01 0-2
79-80	4-2	01-02 1-1
80-81	1-1	02-03 0-2
81-82	0-2	03-04 1-1
82-83	0-2	04-05 0-2
83-84	1-1	05-06 1-1
84-85	1-1	06-07 2-0
85-86	1-1	07-08 1-1
86-87	1-1	08-09 2-0
87-88	2-0	09-10 1-1
88-89	2-0	10-11 0-2
89-90	1-1	11-12 0-2
90-91	0-2	12-13 0-2
91-92	1-1	13-14 0-2
92-93	1-1	14-15 1-1
93-94	0-2	15-16 1-1
94-95	0-2	16-17 0-2
95-96	0-2	17-18 0-2
96-97	0-2	18-19 0-2
97-98	0-2	19-20 2-0
All-Time Record: 33-64		

SERIES NOTES			
Overall Record: 33-64	Home: 25-24	RMFH: 10-16	Road: 8-40
Current Streak: Won 2	Home Streak: Won 1	Road Streak: Won 1	
Last Win: 3/8/20	Last Home Win: 3/8/20	Last Road Win: 12/12/19	
Last Loss: 4/7/19	Last Home Loss: 4/7/19	Last Road Loss: 3/28/19	
SERIES HIGHLIGHTS			
Cavaliers Individual Bests:		Spurs Individual Bests:	
Points: 57 - Kyrie Irving, 3/12/15 (OT)		Points: 47 - George Gervin, 10/18/79	
Rebs: 22 - Bill Laimbeer, 2/19/81		Rebs: 21 - Dennis Rodman, 2/28/95	
Assists: 18 - Mark Price, 3/23/93		Assists: 17 - Johnny Moore, 11/10/84	
Biggest Win: 37 points on 3/23/93 (127-90)			
Biggest Loss: 35 points on 4/3/12 (90-125)			

TORONTO RAPTORS

Toronto Raptors Training Centre
30 British Columbia Road
Toronto, Ontario, Canada
M6K 3C3
Phone: (416) 815-2801
Arena: (416) 815-5600
www.raptors.com



Chairman of the Board/ NBA Board of Governors Lawrence M. Tanenbaum, O.C.
President, Alternate NBA Governor Masai Ujiri
General Manager Bobby Webster
Assistant General Manager/VP, Player Personnel Dan Tolzman
Head Coach Nick Nurse
Assistant Coaches Adrian Griffin, Chris Finch, Sergio Scariolo,
Jama Mahlalela, Jim Sann, Jon Goodwillie
VP, Player Health and Performance Alex McKechnie
Head Athletic Trainer Scott McCullough

Strength and Conditioning Coach Jon Lee
Director, Communications Jennifer Quinn
Senior Manager, Basketball Communications Roven Yau
Manager, Communications Phil Summers
Team Colors Red, Black, Silver
Home Court Scotiabank Arena (19,800, 1995)
Radio Paul Jones, Eric Smith, Jack Armstrong, Sherman Hamilton
(TSN Radio AM 1050, Sportsnet AM 590 THE FAN)
Television Matt Devlin, Leo Rautins, Jack Armstrong, Sherman Hamilton
(TSN, TSN 2, Sportsnet, Sportsnet ONE)

2019-2020 SEASON SERIES (0-3) CLEVELAND CAVALIERS VS. TORONTO

PLAYER	G	GS	MIN	-FIELD GOALS-			-3-POINT FG--			-FREE THROWS-			--REBOUNDS--			AST	PF	DQ	STL	TO	BLK	PTS	AVG	HI
				FG	FGA	PCT	FG	FGA	PCT	FT	FTA	PCT	OFF	DEF	TOT									
Sexton	3	3	96	27	48	.563	2	10	.200	14	15	.933	5	5	10	9	5	0	2	8	1	70	23.3	25
Drummond (TOT)	3	3	108	26	45	.578	0	0	---	11	21	.524	20	40	60	4	8	0	3	14	3	63	21.0	22
Garland	3	3	107	19	41	.463	7	19	.368	3	4	.750	2	6	8	17	6	0	4	4	0	48	16.0	20
Love	3	3	88	16	34	.471	8	21	.381	2	2	1.000	3	20	23	10	3	0	1	8	2	42	14.0	23
Porter	3	0	80	14	33	.424	4	13	.308	3	4	.750	2	6	8	9	11	0	1	10	0	35	11.7	13
Osman	3	3	72	12	30	.400	9	21	.429	1	2	.500	2	9	11	9	7	0	2	2	1	34	11.3	14
Thompson	3	3	91	15	24	.625	0	1	.000	4	7	.571	11	20	31	4	4	0	0	6	0	34	11.3	18
Clarkson	1	0	23	2	7	.286	2	5	.400	3	3	1.000	0	1	1	1	0	1	0	1	0	9	9.0	9
Nance	3	0	68	10	21	.476	2	7	.286	2	2	1.000	3	19	22	5	6	0	1	3	2	24	8.0	13
Exum (TOT)	3	0	33	7	14	.500	1	4	.250	6	8	.750	1	2	3	1	2	0	0	4	0	21	7.0	9
Exum (CLE)	2	0	22	4	10	.400	0	3	.000	4	6	.667	0	1	1	1	1	0	0	1	0	12	6.0	7
Dellavedova	2	0	20	2	5	.400	1	3	.333	0	0	---	0	1	1	3	2	0	1	1	0	5	2.5	3
McKinnie	1	0	18	0	6	.000	0	3	.000	2	2	1.000	1	3	4	1	3	0	2	1	0	2	2.0	2
Henson	3	0	33	2	8	.250	0	3	.000	0	0	---	3	9	12	6	6	0	3	1	2	4	1.3	2
Zizic	1	0	3	0	0	---	0	0	---	0	0	---	0	0	0	0	0	0	0	0	0	0.0	0	0
CAVALIERS	3	-	720	123	267	.461	35	109	.321	38	47	.809	32	100	132	74	55	0	18	49	8	319	106.3	113
RAPTORS	3	-	720	133	257	.518	45	103	.437	54	70	.771	25	98	123	83	54	0	25	33	12	365	121.7	133

2020-21 FIRST HALF SCHEDULE VS. RAPTORS

The Cavs and Raptors will not meet in the First Half

2019-20 RESULTS VS. RAPTORS

12/16/19	at Toronto (L)	113-133
12/31/19	at Toronto (L)	97-117
1/30/20	at Cleveland (L)	109-115

ALL-TIME RESULTS

95-96	3-1	08-09	3-0
96-97	3-1	09-10	3-1
97-98	3-1	10-11	1-2
98-99	2-2	11-12	1-3
99-00	0-4	12-13	2-2
00-01	0-4	13-14	1-2
01-02	1-3	14-15	3-1
02-03	3-1	15-16	1-2
03-04	1-3	16-17	3-1
04-05	3-1	17-18	2-1
05-06	3-0	18-19	1-3
06-07	3-1	19-20	0-3
07-08	3-1		
All-Time Record: 49-44			

SERIES NOTES

Overall Record : 49-44	Home: 27-19	RMFH: 27-19	Road: 22-25
Current Streak: Lost 3	Home Streak: Lost 1	Road Streak: Lost 5	
Last Win: 3/11/19	Last Home Win: 3/11/19	Last Road Win: 12/5/16	
Last Loss: 1/30/20	Last Home Loss: 1/30/20	Last Road Loss: 12/31/19	

SERIES HIGHLIGHTS

Cavaliers Individual Bests:		Raptors Individual Bests:	
Points: 56 - LeBron James, 3/20/05		Points: 43 - Kyle Lowry 2/26/16	
Rebs: 19 - Tristan Thompson, 12/1/18		Rebs: 16 - Williams, 1/3/03, Valanciunas, 1/11/18	
Assists: 17 - Miller, 2/12/02, Knight, 3/4/98		Assists: 17 - Jose Calderon, 1/5/11	
Biggest Win: 34 points on 3/4/98 (122-88)			
Biggest Loss: 34 points on 1/11/18 (99-133)			

UTAH JAZZ

Zions Bank Basketball Campus
1420 S 500 W
Salt Lake City, UT 84115
Phone: (801) 325-2500
www.utahjazz.com



Owner..... Ryan Smith
Executive Vice President..... Don Stirling
Executive VP of Basketball Operations..... Dennis Lindsey
General Manager..... Justin Zanik
Sr. VP of Basketball Operations..... Linda Luchetti
Vice President of Player Personnel..... Walt Perrin
Assistant General Manager..... David Morway
Director of Pro Player Personnel..... David Fredman
Executive Director of International Scouting..... Richard Smith
Head Coach..... Quin Snyder
Assistant Coaches..... Johnnie Bryant, Zach Guthrie, Alex Jensen,
Vince Legarza, Lamar Skeeter, Jeff Watkinson, Mike Wells
VP of Performance Health Care..... Mike Elliott

Head Athletic Trainer..... Eric Waters
Director of Sports Science..... Barnett Frank
Strength & Conditioning Coach..... Isaiah Wright
Director of Performance..... Erik Phillips
Sr. VP, Communications..... Frank Zang
Vice President, Communications..... Derek Garduno
Director, Communications..... Madeline Crandall
Manager, Communications..... Danny Franks
Team Colors..... Navy, Dark Green, Dark Yellow
Home Court..... Vivint Smart Home Arena (18,306, 1991)
Radio..... David Locke, Ron Boone (KZNS 1280 AM/97.5 FM "The Zone")
Television..... Craig Bolerjack, Matt Harpring,
Kristen Kenney (AT&T SportsNet)

2019-2020 SEASON SERIES (0-1)

CLEVELAND CAVALIERS VS. UTAH

PLAYER	G	GS	MIN	-FIELD GOALS-			-3-POINT FG-			-FREE THROWS-			--REBOUNDS--			AST	PF	DO	STL	TO	BLK	PTS	AVG	HI
				FG	FGA	PCT	FG	FGA	PCT	FT	FTA	PCT	OFF	DEF	TOT									
Sexton	1	1	39	11	17	.647	4	6	.667	6	8	.750	1	4	5	3	2	0	3	1	0	22	22.0	22
Love	1	1	32	7	15	.467	6	11	.545	2	3	.667	0	9	9	2	2	0	1	1	0	22	22.0	22
Nance	1	1	39	7	17	.412	2	6	.333	0	0	---	3	5	8	8	4	0	2	0	0	16	16.0	16
Porter	1	1	41	5	14	.357	2	9	.222	4	5	.800	0	4	4	4	3	0	1	2	1	16	16.0	16
Drummond (TOT)	1	1	37	5	16	.313	0	0	---	5	8	.625	3	10	13	3	5	0	5	7	3	15	15.0	15
Osman	1	1	39	6	14	.429	2	6	.333	0	0	---	4	1	5	2	4	0	1	2	0	14	14.0	14
Zizic	1	0	17	3	7	.429	0	0	---	0	2	.000	1	1	2	0	2	0	0	0	0	6	6.0	6
Dellavedova	1	0	29	2	5	.400	1	2	.500	0	0	---	1	1	2	9	1	0	1	0	0	5	5.0	5
Wade	1	0	1	1	2	.500	0	1	.000	0	0	---	1	0	1	0	0	0	0	0	2	2.0	2	
Mooney	1	0	1	0	0	---	0	0	---	0	0	---	0	0	0	0	0	0	1	0	0	0	0.0	0
CAVALIERS	1	-	240	42	91	.462	17	41	.415	12	18	.667	11	25	36	28	18	0	10	7	1	113	113.0	113
JAZZ	1	-	240	47	83	.566	20	41	.488	12	14	.857	8	39	47	30	17	0	3	15	7	126	126.0	126

2020-21 FIRST HALF SCHEDULE VS. JAZZ

1/12/21 at Cleveland 7:30 PM

2019-20 RESULTS VS. JAZZ

3/2/20 at Cleveland (L) 113-126
4/1/20 at Utah Canceled

ALL-TIME RESULTS

74-75 6-1 97-98 1-1
75-76 4-3 98-99 0-1
76-77 2-2 99-00 0-2
77-78 2-2 00-01 1-1
78-79 2-2 01-02 0-2
79-80 1-1 02-03 1-1
80-81 1-1 03-04 1-1
81-82 2-0 04-05 2-0
82-83 0-2 05-06 2-0
83-84 0-2 06-07 1-1
84-85 1-1 07-08 1-1
85-86 0-2 08-09 2-0
86-87 0-2 09-10 1-1
87-88 0-2 10-11 0-2
88-89 1-1 11-12 0-2
89-90 1-1 12-13 1-1
90-91 0-2 13-14 2-0
91-92 1-1 14-15 1-1
92-93 1-1 15-16 1-1
93-94 1-1 16-17 1-1
94-95 1-1 17-18 1-1
95-96 0-2 18-19 0-2
96-97 1-1 19-20 0-1
All-Time Record: 48-58

SERIES NOTES

Overall Record: 48-58 Home: 33-20 RMFH: 17-8 Road: 15-38
Current Streak: Lost 4 Home Streak: Lost 2 Road Streak: Lost 5
Last Win: 12/16/17 Last Home Win: 12/16/17 Last Road Win: 1/10/14
Last Loss: 3/2/20 Last Home Loss: 3/2/20 Last Road Loss: 1/18/19

SERIES HIGHLIGHTS

Cavaliers Individual Bests: Points: 51 - LeBron James, 1/21/06 Rebs: 20 - Elmore Smith, 2/7/78 Assists: 18 - John Bagley, 11/22/85
Jazz Individual Bests: Points: 46 - Adrian Dantley, 1/16/82 Rebs: 23 - Rich Kelley, 1/6/79 Assists: 22 - John Stockton, 12/11/89 (OT)
Biggest Win: 27 points on 3/16/03 (122-95)
Biggest Loss: 26 points on 1/4/19 (91-117)

WASHINGTON WIZARDS

601 F Street NW
Washington, DC 20004
Phone: (202) 661-5000
Fax: (202) 661-5113
www.WashingtonWizards.com



Chairman & CEO Ted Leonsis
General Manager Tommy Sheppard
Chief Planning & Operations Officer Sashi Brown
Chief of Athletic Care & Performance Dr. Daniel Medina
Assistant General Manager/Strategy & Analytics Brett Greenberg
Vice President of College Personnel Frank Ross
Vice President of Pro Personnel Johnny Rogers
Head Coach Scott Brooks
Associate Head Coach Tony Brown
Assistant Coaches Mike Longabardi, Robert Pack, Jarrell Christian,
Corey Gaines, Dean Oliver, Mike Terpstra
Assistant Coach/Director of Player Development David Adkins

Director of Coaching Administration Eric Sebastian
Director of Player Health Dr. Michael Ashton
Director of Physical Performance and Therapy Dr. Michael Davis
Director of Athletic Performance Adam Petway
Vice President of Communications Scott Hall
Director Basketball Communications Daren Jenkins
Communications Manager Matt Quinn
Team Colors Red, White, Blue
Home Court Capital One Arena (20,362, 1997)
Television Justin Kutcher, Drew Gooden, Chris Miller
(NBC Sports Washington)
Radio ... Dave Johnson, Glen Consor (WNEW 99.1 FM; WFED 1500 AM)

2019-2020 SEASON SERIES (2-1) CLEVELAND CAVALIERS VS. WASHINGTON

PLAYER	G	GS	MIN	-FIELD GOALS-				-3-POINT FG-				-FREE THROWS-				--REBOUNDS--				AST	PF	DQ	STL	TO	BLK	PTS	AVG	HI
				FG	FGA	PCT	FG	FGA	PCT	FT	FTA	PCT	OFF	DEF	TOT	AST	PF	DQ	STL									
Sexton	3	3	103	25	51	.490	6	13	.462	14	17	.824	2	6	8	7	12	0	2	5	0	70	23.3	29				
Love	3	3	85	14	33	.424	5	17	.294	13	18	.722	2	16	18	5	6	0	2	6	2	46	15.3	21				
Drummond (TOT)	4	4	120	24	48	.500	0	2	.000	11	19	.579	19	43	62	9	15	0	8	23	7	59	14.8	18				
Drummond (CLE)	1	1	22	6	11	.545	0	1	.000	0	2	.000	3	9	12	2	3	0	2	7	2	12	12.0	12				
Garland	3	3	106	16	39	.410	6	15	.400	5	5	1.000	2	3	5	14	6	0	2	6	0	43	14.3	15				
Nance	3	0	75	16	27	.593	3	5	.600	4	5	.800	9	16	25	6	4	0	1	1	1	39	13.0	22				
Thompson	3	2	83	16	26	.615	0	1	.000	5	6	.833	13	13	26	8	6	0	3	4	4	37	12.3	21				
Osman	3	3	97	14	27	.519	4	14	.286	4	5	.800	1	14	15	11	8	0	5	4	1	36	12.0	16				
Clarkson	1	0	22	4	14	.286	1	7	.143	1	1	1.000	2	2	4	0	2	0	1	0	0	10	10.0	10				
Porter	2	0	34	6	14	.429	0	3	.000	4	5	.800	0	4	4	2	6	0	1	5	2	16	8.0	13				
McKinnie	1	0	18	3	6	.500	0	1	.000	1	2	.500	1	2	3	0	2	0	0	0	0	7	7.0	7				
Exum (TOT)	2	0	38	5	7	.714	1	3	.333	1	1	1.000	2	3	5	0	2	0	1	0	0	12	6.0	10				
Exum (CLE)	2	0	38	5	7	.714	1	3	.333	1	1	1.000	2	3	5	0	2	0	1	0	0	12	6.0	10				
Henson	1	0	13	1	4	.250	1	2	.500	0	2	.000	0	1	1	3	3	0	0	1	0	3	3.0	3				
Dellavedova	3	0	24	2	8	.250	1	5	.200	2	2	1.000	0	5	5	3	2	0	0	2	0	7	2.3	7				
CAVALIERS	3	-	720	128	267	.479	28	87	.322	54	71	.761	37	94	131	61	62	0	20	44	12	338	112.7	113				
WIZARDS	3	-	720	133	287	.463	32	104	.308	34	47	.723	41	94	135	78	68	0	20	41	11	332	110.7	124				

2020-21 FIRST HALF SCHEDULE VS. WIZARDS

1/17/21	at Washington	2:00 PM
1/18/21	at Washington	2:00 PM

2019-20 RESULTS VS. WIZARDS

11/8/19	at Washington (W)	113-100
1/23/20	at Cleveland (L)	112-124
2/21/20	at Washington (W)	113-108

ALL-TIME RESULTS

70-71	0-4	95-96	3-1
71-72	5-1	96-97	1-3
72-73	0-8	97-98	1-2
73-74	1-6	98-99	1-2
74-75	3-5	99-00	3-1
75-76	4-2	00-01	2-2
76-77	1-3	01-02	1-2
77-78	2-2	02-03	0-4
78-79	0-4	03-04	2-2
79-80	3-3	04-05	1-2
80-81	4-2	05-06	1-3
81-82	1-5	06-07	2-1
82-83	3-2	07-08	2-2
83-84	4-1	08-09	2-2
84-85	3-3	09-10	2-1
85-86	1-5	10-11	2-2
86-87	2-4	11-12	1-2
87-88	6-0	12-13	3-0
88-89	2-2	13-14	2-2
89-90	3-1	14-15	3-1
90-91	1-3	15-16	2-2
91-92	4-0	16-17	2-1
92-93	3-1	17-18	3-1
93-94	3-1	18-19	2-2
94-95	3-1	19-20	2-1
All-Time Record: 108-113			

SERIES NOTES

Overall Record: 108-113	Home: 65-45	RMFH: 28-18	Road: 43-68
Current Streak: Won 1	Home Streak: Lost 1	Road Streak: Won 2	
Last Win: 2/21/20	Last Home Win: 1/29/19	Last Road Win: 2/21/20	
Last Loss: 1/23/20	Last Home Loss: 1/23/20	Last Road Loss: 2/8/19	

SERIES HIGHLIGHTS

Cavaliers Individual Bests:		Wizards Individual Bests:	
Points: 57 - LeBron James, 11/3/17		Points: 46 - Bernard King, 12/22/90	
Rebs: 24 - Elmore Smith, 2/2/78		Rebs: 28 - Wes Unseld, 12/30/74	
Assists: 20 - Brevin Knight, 11/22/97		Assists: 18 - Williams, 1/21/85, Porter, 3/29/81	
Biggest Win: 39 points on 11/10/92 (131-92)			
Biggest Loss: 35 points on 3/29/81 (103-138)			