



# Turn on living

Sync your lights to your favorite music or expand your TV experience to the whole room. With over 300 third party apps available, the possibilities are endless.

innovation  you



**PHILIPS**



# ATLANTA HAWKS

**Media Guide**

2015-16

2015-16 ATLANTA HAWKS MEDIA GUIDE

hawks.com





# **SOUTHEAST<sup>TM</sup>**

## **HOME OF THE HAWKS**

**AT&T U-VERSE**  
CH. 1729

**CHARTER**  
CH. 723

**DIRECTV**  
CH. 649

**DISH**  
CH. 437

**XFINITY**  
CH. 884

**STREAMING ON**



ON  
SELECT PROVIDERS



## ATLANTA HAWKS

Ownership .....	6
Executive Management.....	7

## FRONT OFFICE

Steve Koonin .....	8
Mike Budenholzer .....	9
Wes Wilcox .....	10
Michael Blackstone .....	10
John Treloar .....	11
Rick Sund .....	11
Dominique Wilkins .....	12
Basketball Operations .....	14
Coaching Staff .....	17
Athletic Performance Team .....	20
Community Development .....	21

## PLAYERS

Hawks Roster .....	24
Kent Bazemore .....	26
Tim Hardaway Jr. ....	28
Justin Holiday .....	30
Al Horford .....	32
Kyle Korver .....	34
Shelvin Mack .....	36
Paul Millsap .....	38
Mike Muscala .....	40
Dennis Schröder .....	42
Mike Scott .....	44
Thabo Sefolosha .....	46
Tiago Splitter .....	48
Walter 'Edy' Tavares .....	50
Jeff Teague .....	52
Barron/Jones/Patterson/Petteway .....	54

## 2014-15 REVIEW

Summary .....	58
Final Statistics .....	59
High Games .....	60
Game By Game Results .....	62
Quarter By Quarter Results .....	64
Hawks Team Stats .....	66
Opp. Team Stats .....	68
Miscellaneous Numbers .....	70
2014-15 Transactions .....	74

## RECORDS

Hawks Yearly Leaders .....	76
Hawks Individual Records .....	84
Hawks Team Records .....	86
All Time Career Leaders .....	88
All Time Season Leaders .....	90
Ind. Opp. Single Game Records .....	93

## RECORDS CONT.

Team Opp. Single Game Records .....	95
Philips Arena Records .....	97
Atl./Opp. Highs & Lows .....	100
Hawks Select Circle .....	101
Opp. Select Circle .....	102
NBA Stat Leaders .....	103
Starting Lineups .....	104
Sundry Hawks Records .....	105
The Last Time .....	106

## HISTORY

Yearly W-L Results .....	108
Hawks Coaching Records .....	109
Yearly Results .....	110
1968-15 Transactions .....	157
1968-15 Offensive Stats .....	172
1968-15 Defensive Stats .....	173
1977-15 Attendance .....	174
Misc. Records .....	176
Overtime .....	180
1968-15 Draft Choices .....	182
All-Time Roster .....	184
All-Time Uniform Numbers .....	197
History of the Hawks .....	198
Retired Numbers .....	207
Individual Honors .....	208
Weekly/Monthly Honors .....	208
Collier Trophy .....	210

## PLAYOFFS

All-Time Playoff Results .....	212
2015 Playoff Results .....	215
Hawks Playoff Highs .....	216
Hawks Individual Records .....	217
Hawks Team Records .....	218
Opp. Individual Records .....	220
Opp. Team Records .....	221
Yearly Stats .....	223

## NBA

NBA Directory .....	232
NBDL Directory .....	233
2015 NBA Award Winners .....	234
Final NBA Standings .....	235
Final NBA Stats .....	236
2015 NBA Draft .....	241
Past NBA Champions .....	242
All-Time Award Winners .....	243
All-Time NBA Leaders .....	244

## OPPONENTS

Team by Team .....	250
Hawks All-Time vs. Opp. ....	279

## MEDIA

Media Information .....	282
Hawks Radio / TV .....	285

## PHILIPS ARENA

General Information .....	288
Seating Chart .....	289
Service Level Map .....	290
Court Dimensions .....	291
Philips Arena Firsts .....	292

## PRODUCTION NOTES

Exec. Editor:	Garin Narain
Editor:	Jon Steinberg
Asst. Editors:	Jason Roose
	Jelani Downing
	Daniel Wolk
Photography:	Scott Cunningham
	Greg Miller
	Zach Wolfe
	NBAE / Getty Images
	Hawks Photo Files
Design:	Cliff Lummus
Printer:	Tucker Castleberry

© 2015 Atlanta Hawks. All NBA and team insignia depicted in this publication are the property of NBA Properties, Inc. and the respective teams of the NBA and may not be reproduced for commercial purposes without the prior written consent of NBA Properties, Inc. The information contained in this publication was compiled by the Atlanta Hawks and is provided as a courtesy to our fans and the press and may be used only for personal or editorial purposes. Any commercial use of this information is prohibited without the prior written consent of the Atlanta Hawks.

The Atlanta Hawks Basketball Club dedicates the 2015-16 Media Guide to the memory of:

<b>BILL BRIDGES</b> 1939-2015	<b>MOSES MALONE</b> 1955-2015
<b>HARRY GALLATIN</b> 1927-2015	<b>ROY MARBLE</b> 1966-2015
<b>BOB KAUFFMAN</b> 1946-2015	

# TABLE OF CONTENTS



## STAFF DIRECTORY

Atlanta Hawks  
Centennial Tower  
101 Marietta St. NW, Suite 1900  
Atlanta, Georgia 30303

Administration: (404) 878-3800  
Sales: 1-866-715-1500  
Administration Fax Number: (404) 878-3836  
Media Relations Fax Number: (404) 878-3590

## ATLANTA HAWKS

## OWNERSHIP

Principal Owner & Chair of the Board of Directors ..... Tony Ressler  
Vice Chair of the Board ..... Grant Hill

## EXECUTIVE MANAGEMENT

Chief Executive Officer, .....  
Atlanta Hawks and Philips Arena ..... Steve Koonin  
Head Coach &  
President of Basketball Operations ..... Mike Budenholzer  
Executive Vice President &  
Chief Administrative Officer ..... Phil Ebinger  
Executive Vice President &  
General Manager, Philips Arena ..... Trey Feazell  
Executive Vice President &  
Chief Revenue Officer ..... Andrew Saltzman  
Executive Vice President &  
Chief Business Officer ..... Andrew Steinberg  
Executive Vice President & Chief Legal Officer ..... Scott Wilkinson  
Senior Vice President, External Affairs &  
Executive Director, Atlanta Hawks Foundation ..... David Lee  
Senior Vice President, Hawks Public Relations ..... Garin Narain  
Senior Vice President, Strategy ..... Melissa Proctor  
Senior Vice President & Chief Creative Officer ..... Peter Sorkoff  
Chief Diversity & Inclusion Officer ..... Nzinga Shaw

## BASKETBALL OPERATIONS

General Manager, Atlanta Hawks ..... Wes Wilcox  
Assistant General Manager ..... Michael Blackstone  
Senior Advisor, Basketball Operations ..... Rick Sund  
Director, Team Security ..... Juan Jackson  
Director, Basketball Operations ..... Mike McNeive  
Director, Basketball Facilities ..... David Painter  
Director, Scouting ..... Jeff Peterson  
Director, Player Personnel ..... John Treloar  
Manager, Scouting ..... Dotun Akinwale  
Manager, Basketball Administration ..... Matthew Elijah  
Manager, Player Programs ..... Naya-Joi Martin  
Manager, Basketball Operations ..... Malik Rose  
Manager, Travel & Equipment ..... Zac Walsh  
Coordinator, Basketball Operations ..... Daniel Starkman  
Assistant, Equipment ..... Tyler Clark  
Assistant, Front Office ..... Ian McKiernan

## HAWKS COACHING STAFF

Head Coach &  
President of Basketball Operations ..... Mike Budenholzer  
Assistant Coaches ..... Kenny Atkinson  
Darvin Ham  
Taylor Jenkins  
Charles Lee  
Neven Spahija  
Ben Sullivan  
Coordinator, Video ..... Jordan Ott  
Assistant Coordinator, Video ..... Patrick St. Andrews  
Assistant, Video ..... Zach Peterson  
Assistant, Player Development ..... Cameron Black  
Assistant, Player Development ..... Daniel Brady  
Executive Assistant to the Head Coach ..... Patrick Harbeson

## HAWKS TRAINING STAFF

Executive Director of Athletic Performance ..... Keke Lyles  
Head Trainer ..... Art Horne

Assistant Athletic Trainer ..... Scottie Parker  
Director of Rehabilitation ..... Michael Roncarati  
Athletic Performance Coach ..... Chris Chase  
Athletic Performance Assistant ..... Zach Markowitz

## HAWKS MEDICAL STAFF

Team Physician (Orthopedic) ..... Dr. Michael Bernot  
Dr. Ashok Reddy  
Team Physician (Internal Medicine) ..... Dr. Scott Kleber  
Team Ophthalmology ..... Dr. Eugene Gabianelli  
Dr. Andrew Feinberg  
Dr. Parul Khator

## HAWKS COMMUNICATIONS

Senior Vice President, Hawks Public Relations ..... Garin Narain  
Director, Media Relations ..... Jon Steinberg  
Senior Manager, Hawks Media Relations ..... Jason Roose  
Manager, Corporate Communications ..... Jelani Downing  
Assistant, Hawks Public Relations ..... Daniel Wolk

## TELEVISION AND BROADCAST

Hawks Radio Announcer ..... Steve Holman  
Hawks TV Play-by-Play ..... Bob Rathbun  
Hawks Television Analyst &  
Vice President, Basketball ..... Dominique Wilkins

## CORPORATE ADMINISTRATION

Senior Executive Assistant to the CEO ..... Anne Smith

## CORPORATE PARTNERSHIPS

Senior Director, Corporate Partnership Activation ..... Chris Carter  
Director, Corporate Partnerships ..... Stewart Tanner  
Senior Manager, Corporate Partnerships ..... Chris Beaudin  
Senior Manager, Corporate Partnerships ..... Jen Evans  
Senior Manager, Corporate Partnerships ..... Leo Yerashunas  
Senior Manager, Corporate Partnerships ..... Sampson Yimer  
Manager, Corporate Partnerships ..... Tony Alexander  
Manager, Corporate Partnership Activation ..... Chris Argano  
Manager, Membership Engagement ..... Nikia Bynum-Whitaker  
Manager, Corporate Partnership Activation ..... Chris Argano  
Manager, Partner Integration ..... Jamie Burns  
Manager, Corporate Partnerships & Digital Sales ..... John Currutt  
Manager, Corporate Partner Activation ..... Jen Lehren  
Senior Coordinator, Corporate Partnership Activation ..... Neda Perry  
Coordinator, Corporate Partnership Activation ..... Todd Bynum  
Robert Rodriguez  
Coordinator, Corporate Partnerships ..... Courtney Timmons

## REVENUE INTEGRATION

Vice President, Revenue Integration ..... Jim Pfeifer  
Director, Revenue Operations & Event Management ..... Brandi Burton  
Manager, Membership Engagement ..... Nikia Bynum-Whitaker  
Assistant, Revenue Integration ..... Mollie Wilson

## TICKET SALES &amp; SERVICE

Senior Vice President, Ticket Sales & Service ..... Kyle Brunson  
Senior Director, Ticket Services ..... Wendell Byrne  
Senior Director, Membership Services ..... Brad Hamacher  
Senior Director, Premium & New Membership Sales ..... Theo Hodges  
Director, Ticket Sales ..... Eric Platte  
Director, Premium & Suite Sales ..... Ryan Sember  
Director, Premium & Suite Services ..... Will Stephens  
Senior Manager, Ticket Services ..... Gilda Carlyle  
Senior Manager, Membership Service ..... Brian Graham  
Manager, Ticket Sales ..... Jonathan Adler  
Manager, Owner & Premium Membership Services ..... Stacey Belding

## STAFF DIRECTORY

Manager, Group Sales ..... Carder Berry  
Manager, New Membership Sales ..... Ben Brown  
Executives, Suite Sales ..... Trey Bennett

Keith Brennan  
Borge Etienne  
Ashley Gillespie  
Mike Reynolds  
Ruje Seaman  
April Williams  
Senior Consultants, Premium Group Membership ..... Ryan Coller  
Kevin Gibson  
Senior Consultant, Premium Membership Service ..... Cory Garneau  
Senior Consultant, Group Membership ..... Emily Hanover  
Stephen Lacey  
Joe Rickert  
Angela Spence  
Senior Consultants, Membership ..... Reshould Collins  
Gary Mata

Consultants, Group Membership ..... Katie Abrams  
Myers Dean  
Alexandra Surface  
Consultants, Membership ..... Scott Foley  
Aaron Holman  
Jason Lary  
Taylor Mahan  
Patrick McPhail  
Kacy Morley  
Ashley Splawn  
Ryan Summers  
Consultant, Premium Membership Service ..... Erika Shaw  
Consultant, Membership Service ..... Trey Hardin  
Evan Kay  
Daniel Stegall  
Roni Thompson  
Phil Kvist  
Claudia DeCasseres  
Arpan Patel  
Tyler Agar  
Aaron Apodaca  
Christiana Barela  
Andy Charles  
Olivia Clancy  
Jordan Grant  
Nikki Harley  
Chase Hudson  
Arman Khodadoost  
Bradley Klug  
Alejandra Mostajo  
Samuel O'Babatunde  
Hunter Porter  
Sarah Schlachter  
Cassandra Trent

Specialist, Ticket Services ..... Phil Kvist  
Coordinator, Suite Service ..... Claudia DeCasseres  
Coordinator, Ticket Sales ..... Arpan Patel  
Associates, Membership ..... Tyler Agar  
Aaron Apodaca  
Christiana Barela  
Andy Charles  
Olivia Clancy  
Jordan Grant  
Nikki Harley  
Chase Hudson  
Arman Khodadoost  
Bradley Klug  
Alejandra Mostajo  
Samuel O'Babatunde  
Hunter Porter  
Sarah Schlachter  
Cassandra Trent

Senior Producer, Visual Effects ..... Andre Hickman  
Producers, Video/Graphics ..... Matt Calvo  
Marcus Klutz  
Mike Knowles  
Cliff Lummus  
Sharon Robinson  
Coordinator, Advertising & Promotions ..... Annabelle Bower  
Coordinator, Arena Marketing & Public Relations ..... Lucy Bedol  
Coordinator, Game Presentation ..... Drew Frank  
Coordinator, Special Appearances ..... Melvin Banks  
Coordinator, Retail ..... Sean Livsey  
Assistant, College & School Programs ..... Jazz Hendrick

ANALYTICS  
Vice President, Analytics ..... David Elgin  
Senior Manager, Analytics ..... Beck Hartmann  
Analyst, Database ..... Noele Crooks  
EXTERNAL AFFAIRS & CORPORATE SOCIAL RESPONSIBILITY  
Senior Director, Corporate Social Responsibility ..... Andrea Carter  
Director, Basketball Development &  
Community Sports Program ..... Jon Babul  
Manager, Basketball Programs & Alumni Relations ..... Duane Ferrell  
Senior Coordinator, Corporate Social Responsibility ..... Margot Kline  
Coordinator, Event Activation & Sports Programs ..... RaShauna Hobbs  
Assistant, Corporate Social Responsibility ..... Marissa Ahrens  
Assistant, External Affairs ..... Tanisha Wilkins  
HUMAN RESOURCES, OFFICE ADMINISTRATION & PAYROLL  
Vice President, Human Resources ..... Anthony Donato  
Senior Manager, Human Resources ..... Brittany Symons  
Senior Manager, Payroll & Benefits ..... Julia Wu  
Specialist, Benefits ..... Chelsey Ingle  
Specialist, Payroll ..... Deirdre Ray  
Coordinator, Human Resources ..... Sarah Leist  
Assistant, Human Resources ..... Erika Slaton  
Receptionist, Office Assistants ..... Indria Britt  
Silenia Nunez  
FINANCE, ACCOUNTING & IT  
Senior Director, Information Technology ..... Charles Gore  
Senior Director, Accounting - Controller ..... Michelle Pratt  
Atlanta Hawks Team Controller ..... Darius Nixon  
Senior Manager, Accounting ..... Brandonlyn McMullen  
Manager, Information Technology ..... Jon Halsest  
Senior Financial Analyst ..... Krista Halford  
Senior System Administrator ..... Marc Baron  
Senior Accountant ..... Chris Beck  
Yonicka James  
Delicia Barber  
Loree Dawson  
Raiford Hodges  
Clinton Jenkins  
LEGAL  
Assistant General Counsel ..... Caren Cook  
Legal Counsel ..... Joe Kennedy  
PHILIPS ARENA  
ARENA ADMINISTRATION  
Vice President, Building & Event Operations ..... Barry Henson  
Director, Service Integration ..... Janice Koon  
Executive Assistant to the Chief Business Officer ..... Laurie Boyle  
Executive Assistant to the GM of Philips Arena ..... Kim Miller  
Receptionist ..... Patricia Wynne  
BOOKINGS & BOX OFFICE  
Vice President, Marketing & Business Development ..... Kevin Preast  
Senior Director, Box Office ..... Sam Williams  
Senior Manager, Box Office ..... Rick Scholla  
Manager, Booking ..... Rita Cobb



## FRONT OFFICE

### STAFF DIRECTORY

Senior Coordinator, Box Office ..... Joan Hicks  
 Coordinator, Ticket Operations ..... Jennifer Kinsey  
     Paul Kvidt  
 Assistant, Arena Marketing & Business Development... Sasha Gwin  
 Ticket Seller ..... Charlotte Cowings

#### BUILDING & EVENT OPERATIONS

Director, Building & Event Operations ..... Chuck Robinson  
 Assistant Director, Building & Event Operations ..... Steve Willmann  
 Senior Manager, Event Operations ..... Paul Krajewski  
 Manager, General Maintenance ..... Javits Britt  
 Manager, Event Conversion ..... Jeffrey Giannasi  
     Rodney Richardson  
 Manager, Event Operations ..... Catie Scott  
 Coordinator, Events ..... Eric Morgan  
 Assistant, Building & Event Operations ..... Randall Flimmons  
 Assistant, Conversion Operations ..... Michael Marmonti  
 Lead General Maintenance ..... Sam Dunn  
 BMT II ..... Mike Harris  
     Henry Watson  
     Matthew Wilkes  
 BMT I ..... Seneca Mallory  
     Larry Green  
 Lead Electrician ..... John Garrett  
 Electrician II ..... Bud Bradford  
     Joe Deaton  
     Jeffrey Goddard  
     Kelly Hall  
     Mike Harney  
 Lead HVAC ..... Bill Utley  
 HVAC II ..... Billy Mitchell  
     Levern Taylor  
 HVAC I ..... Gregory Felks  
     Dolwhin Hooks  
 Conversion Assistants ..... Anthony Burts  
     Malik Cochran  
     Willie Ficklin  
     Karl Henderson  
     Anthony Lovett  
     Emmanuel White  
     Terrell Wallace  
 Locksmith ..... Robert Boleman  
 Painter II ..... Jeremiah Eberhart  
 Painter I ..... Larry Royals  
     Curtis Phelps  
 Plumber ..... Bob Vine

#### CUSTOMER SERVICE & SECURITY

Vice President, Customer Service & Operations ..... Jason Parker  
 Senior Director, Customer Service,  
     Security Ops & Guest Service ..... Keith Wentz  
 Assistant Director, Customer Service &  
     Security Operations ..... Sharonda O'Rear-Mathews  
 Senior Manager, Premium Service ..... Larry Taylor  
 Manager, Customer Service ..... Carla Hyman  
 Manager, Security Systems ..... Megan Lodestro  
 Manager, Security Service ..... Michael Necolettos  
 Coordinator, Guest Services ..... Antoni Jenkins  
 Coordinator, Security ..... Emily Drexler  
 Supervisors, Security ..... Darriel Bailey  
     Fred Bass  
     Erwin Julien

Security Officers ..... Latasia Crawford  
     Lovett Dent  
     Michella Garmon  
     Fedra Grogan  
     Mi-Leesha Hargrove  
     Bennie Jenkins  
     Jimmy Jones  
     Betty Lesaine  
     Lateisha Marcus  
     Angela Miller  
     Rowen Phillips  
     Kameron Small  
     Nicholas Smith  
     Terry Taylor  
     Levertis Truitt  
     Stephen Williams  
     Danny Womack



15<sup>th</sup> ANNIVERSARY  
 HORFORD

## TONY RESSLER - PRINCIPAL OWNER & CHAIR OF THE BOARD OF DIRECTORS



Tony Ressler led the group that acquired the Atlanta Hawks Basketball Club in June 2015, and he now serves as the Club's Principal Owner and Chair.

Ressler is Co-Founder, Chairman and Chief Executive Officer of Ares Management L.P., a publicly traded, leading global alternative asset management firm. Ares operates four investment groups that invest in tradable credit, direct lending, private equity, and real estate. Ares has approximately 800 employees with offices in Atlanta in addition to its headquarters in Los Angeles and other offices in New York, Chicago, Dallas, London, Paris, Frankfurt, Stockholm and Shanghai. Ares Management's current portfolio includes investments in several Atlanta area-based businesses including Floor & Décor Outlets of America, Inc., Serta Simmons Bedding, and Insight Global.

In the not-for-profit sector, Ressler serves as a member of the Board of Directors of the Cedars-Sinai Medical Center, as Co-Chair of the Board of the Los Angeles County Museum of Art (LACMA) and as a member of the Board of Trustees of Georgetown University. He is also one of the founding members of the board and Finance Co-Chair of the Painted Turtle Camp (affiliated with Paul Newman's Hole in the Wall Association), which serves children dealing with chronic & life-threatening illnesses by providing old-fashioned camping experiences.

In the charter / public education sector, Ressler is a Founder & Board Co-Chair of the Alliance for College Ready Public Schools. Since 2004, the Alliance has grown to 27 free, public charter middle & high schools serving approximately 11,000 students from the poorest communities with historically underperforming schools within the Los Angeles Unified School District. Four Alliance schools have been named California Distinguished Schools and 3 are ranked in the top 10 of all LA Unified schools. More than 90% of Alliance graduates have gone on to college.

Ressler received his B.S.F.S. from Georgetown University's School of Foreign Service and received his MBA from the Columbia University Graduate School of Business.

Tony and his wife, actress Jami Gertz, have three sons.

## EXECUTIVE MANAGEMENT



**STEVE KOONIN**  
CHIEF EXECUTIVE OFFICER



**PHIL EBINGER**  
EXECUTIVE VICE PRESIDENT  
AND CHIEF ADMINISTRATIVE  
OFFICER



**TREY FEAZELL**  
EXECUTIVE VICE PRESIDENT  
AND GENERAL MANAGER,  
PHILIPS ARENA



**ANDREW SALTZMAN**  
EXECUTIVE VICE PRESIDENT  
AND CHIEF REVENUE OFFICER



**ANDREW STEINBERG**  
EXECUTIVE VICE PRESIDENT  
AND CHIEF BUSINESS OFFICER



**SCOTT WILKINSON**  
EXECUTIVE VICE PRESIDENT  
AND CHIEF LEGAL OFFICER



**DAVID LEE**  
SENIOR VICE PRESIDENT,  
EXTERNAL AFFAIRS AND  
EXECUTIVE DIRECTOR,  
ATLANTA HAWKS FOUNDATION



**GARIN NARAIN**  
SENIOR VICE PRESIDENT  
OF PUBLIC RELATIONS



**MELISSA PROCTOR**  
SENIOR VICE PRESIDENT,  
STRATEGY



**PETER SORCKOFF**  
SENIOR VICE PRESIDENT  
OF MARKETING AND  
CHIEF CREATIVE OFFICER



**NZINGA SHAW**  
CHIEF DIVERSITY &  
INCLUSION OFFICER



## HAWKS MANAGEMENT

## STEVE KOONIN - CHIEF EXECUTIVE OFFICER, ATLANTA HAWKS BASKETBALL CLUB &amp; PHILIPS ARENA



Steve Koonin was named Chief Executive Officer (CEO) of the Atlanta Hawks Basketball Club on April 13, 2014. Koonin, who also has an equity position within the ownership group, oversees all business, financial and strategic operations of the Atlanta Hawks and Philips Arena, and represents the owners as the head of the organization.

In 2014-15, the first full season under Koonin's leadership, the Hawks led the NBA in year-over-year attendance increase and set single-season franchise records for retail sales, sellouts and season ticket memberships, including a record 500% uptick in annual season ticket sales. Under Koonin's direction, the organization has experienced a substantial increase in engagement with digital and millennial audiences, leading to across-the-board surges in popularity on all team-operated social media channels and a 250+% rise in television viewership among people 18-34 years of age.

In December 2014, Koonin helped establish a new standard for diversity in the NBA, appointing the first Chief Diversity & Inclusion Officer in professional sports and overseeing the creation of the NBA's first diversity council. During his tenure with the Hawks, Koonin has been named one of The 100 Most Influential Atlantans of 2015 by Atlanta Business Chronicle, as well as one of Atlanta Magazine's Most Powerful People Shaping Atlanta.

Koonin, a longtime entertainment and marketing veteran, joined the Hawks after spending the previous 14 years with Turner Entertainment Networks, most recently serving as the division's president. As president, he oversaw programming, marketing, scheduling, strategy and operations for top-rated networks TNT, TBS, truTV, Turner Classic Movies, as well as Peachtree TV. Under his leadership, the networks won numerous Emmy Awards and Peabody Awards, as well as established ratings records and critical acclaim. He was also instrumental in the programming and media rights acquisition processes around the NBA and NCAA, and helped build strong brand franchises in "Inside the NBA" and "NBA on TNT". During his Turner career, he was selected for TV Guide's "The Power List" and named by Entertainment Weekly as one of the "Smartest People in Television."

Prior to his stint at Turner, Koonin was at the helm of presence marketing and worldwide advertising at The Coca-Cola Company, where he spent over a decade. While serving as Coca-Cola's vice president of sports and entertainment marketing, he was named Sports Executive of the Year by Sports Business Journal.

A lifelong resident of Atlanta, Koonin serves on the boards of Emory Healthcare, the Georgia Aquarium, the Fox Theatre, Metro Atlanta Chamber of Commerce and the Atlanta Symphony Orchestra, and is a trustee of the Marcus Jewish Community Center of Atlanta. He is also on the board of GameStop, the world's largest video game and entertainment software retailer.

He studied marketing at the University of Georgia, where he and his wife, Eydie, have established the Koonin Scholars Fund at the Grady College of Journalism and Mass Communication. The fund provides scholarships for Grady students preparing for careers in the creative industries and media.

Twitter: @SteveKoonin



## HAWKS MANAGEMENT

## MIKE BUDENHOLZER - PRESIDENT OF BASKETBALL OPERATIONS / HEAD COACH



Having played a significant role in one of the most successful sustained runs in league history and with four NBA championship rings under his belt in San Antonio, Mike Budenholzer was named the 12th full-time head coach in Hawks franchise history on May 28, 2013. He added duties as President of Basketball Operations on June 30, 2015.

The reigning NBA Coach of the Year, Budenholzer led the Hawks to a number of milestones in 2014-15, including the best record in franchise history (60-22, .732), the club's first-ever trip to the Eastern Conference Finals, Atlanta's first Division title since 1993-'94 and the first time with the Eastern Conference's top seed since that same season. In addition, the Hawks put together a franchise-record 19-game win streak, tying the fifth-longest single-season streak in NBA history. Budenholzer and his staff coached the Eastern Conference All-Star team in February in New York.

He was the Eastern Conference Coach of the Month for December and January, becoming the first Hawks coach to win the honor in back-to-back months. Atlanta became the first team in NBA history to finish a month 17-0 in January.

In his first season in Atlanta, Budenholzer led the Hawks to their seventh consecutive postseason appearance with a 38-44 record. The team reached the playoffs playing their best basketball of the season and pushed the top-seeded Indiana Pacers to seven games in their first round series.

Budenholzer spent the previous 19 seasons with the San Antonio Spurs. He worked the final 17 as an assistant coach and the last six as the no. 1 aide to Gregg Popovich, the longest-tenured head coach in major professional sports and third-winningest coach (by percentage - .685) in NBA history behind only Phil Jackson and Billy Cunningham.

As an assistant coach since the 1996-97 season, he helped lead San Antonio to a league-best 908-438 (.675) regular season record, a league-best 133-83 playoff mark (.616) and NBA championships in 1999, 2003, 2005 and 2007. Hired by Popovich prior to the 1994-95 campaign, Budenholzer spent his first two seasons as a video coordinator before being named an assistant coach. On numerous occasions, he served as the Spurs summer league head coach. He also served as an advance scout for Team USA for the 2004 Olympics in Athens, Greece.

Budenholzer is a 1993 graduate of Pomona College where he received a bachelor's degree in politics, philosophy and economics and was a four-year letterman in both basketball and golf. Following college, he played professionally in Denmark for the Vejle Basketball Klub, also getting his start in coaching, serving as head coach for two different teams in the Vejle system.

A native of Holbrook, AZ, he and his wife Mary Bet have four children: Will, Libby, Hanna and John. His father Vince spent 25 years as a high school and college basketball coach in Arizona before retiring in 1997, and was inducted into the Arizona Coaches Association Hall of Fame. The youngest of seven children, Budenholzer was born on August 6, 1969.



## BASKETBALL OPERATIONS

## WES WILCOX - GENERAL MANAGER



Wes Wilcox is in his first season as General Manager and fourth with the Hawks. He was named to his position on June 30, 2015 after three seasons as Atlanta's Assistant GM.

Wilcox, who has worked in the NBA for 14 years, collaborated with President of Basketball Operations Mike Budenholzer on this past summer's acquisitions of Tiago Splitter, Tim Hardaway Jr. and Justin Holiday, along with the signing of 2014 draft pick Edy Tavares.

He was also an integral part of the team's decision-making process in 2013, helping re-sign All-Stars Kyle Korver and Jeff Teague as well as extending contract offers to free agents Kent Bazemore, DeMarre Carroll and Paul Millsap, and drafting Dennis Schröder and Mike Muscala. The Hawks won a franchise-record 60 games last season, advancing to the Eastern Conference Finals for the first time in club history.

Prior to joining the Hawks, Wilcox was Director of Player Personnel for the Cleveland Cavaliers, as well as serving as General Manager of the Cavs' NBA Development League team, the Canton Charge. As the club's first GM, he was responsible for assembling the Charge's roster and front office, hired the team's first head coach, and led the development of Canton's practice facility. The Charge made the D-League playoffs in their first year of existence and advanced to the conference semifinals.

He joined the Cavaliers in 2003 and held the roles of Advance Scout, College Scout, Pro Personnel Scout and Assistant Coach, prior to his promotion to Director of Player Personnel.

Wilcox got his NBA start in 2001-02 as an intern with the Miami Heat in their scouting/video department, before moving on to become New Orleans' Video Coordinator in 2002-03. He is a 2001 graduate of Cal-State Fullerton, and a native of La Habra, California.

Wes and his wife Larisha have three children – sons Noah and Jonah, and daughter Jaleah. Larisha spent 10 years working in the NBA in public relations and basketball operations.

## MICHAEL BLACKSTONE - ASSISTANT GENERAL MANAGER



Michael Blackstone is in his first season as the Hawks' Assistant General Manager. He is responsible for managing player contract and trade negotiations, administration of the salary cap, directing basketball operations staff, strategy, and implementation, and ensuring continuity of the culture between basketball and business operations.

He comes to Atlanta from the Shapiro Negotiations Institute (SNI) in Baltimore, MD, where he was Executive Vice President/Sports Practice Director. As part of his responsibilities, he was a strategic advisor to a number of professional sports teams' front office and business operations staffs, helping them plan and execute player contract negotiation and trade strategies, and maximize sales negotiation results.

From 2010-13, Blackstone was Executive Director of Basketball Operations for the Cleveland Cavaliers, where he worked directly with the team's ownership group and General Manager as well as with current Hawks General Manager Wes Wilcox.

In his first stint with SNI (2003-10), Blackstone was the company's Vice President/Marketing and Master Facilitator. Blackstone previously founded Humagination, a sales training and executive development firm.

He is from Maryland and holds a B.S. from Towson University and an M.B.A. from the University of Baltimore.

His wife Julie is a professional caterer and spinning instructor.

## BASKETBALL OPERATIONS

## JOHN TRELOAR - DIRECTOR OF PLAYER PERSONNEL



In his first season with the Hawks organization is John Treloar, the team's Director of Player Personnel.

Treloar, who has worked in the pro and college ranks for more than 30 years, spent the last five seasons with the Phoenix Suns as Director of Player Personnel.

From 2008-10, Treloar was Head Coach of the NBA Development League's Erie BayHawks, where he was also responsible for all personnel decisions.

Treloar spent eight seasons coaching in the Continental Basketball Association, leading the Wichita Falls Texans (1990-94), Chicago Rockers (1994-95) and Connecticut Pride (1996-97), taking the clubs to seven playoff appearances in eight years. He also served as General Manager for the Mississippi Jets as well as the Texans. In addition, he has international coaching experience in Germany and Venezuela.

On the collegiate level, he worked as an assistant coach at Louisiana State (2004-08) and Indiana (1997-2004).

A native of Clinton, MS, Treloar and his wife Debra have two children, Taylor and Trey. He has a bachelor's degree in business administration from Bellhaven College and a master's in behavioral studies from Alabama.

## RICK SUND - SENIOR ADVISOR, BASKETBALL OPERATIONS



With 40-plus years of NBA experience spanning five decades, longtime league executive Rick Sund is the Hawks' senior advisor, basketball operations, after having spent 2008-12 as Atlanta's Executive Vice President and General Manager. Under his leadership, the Hawks won nearly 60 percent of their games (184-128), reaching the playoffs in each of his four seasons and advancing to the Eastern Conference semifinals three times.

Formerly the General Manager of the Seattle Sonics from 2001-07, Sund and the Sonics were the inaugural champions of the Northwest Division in 2004-05, and the team reached the postseason twice during his tenure.

Prior to that, he served in several different capacities with the Dallas Mavericks from 1979-94, finishing up as Vice President of Basketball Operations.

In 1994, he spent one season as a consultant for the Sonics during Wally Walker's first season as GM, managing the Sonics' college scouting program and assisting Walker with personnel decisions.

Sund joined the Detroit Pistons as Vice President of Player Personnel in the summer of 1995, later assuming the title of Executive VP and General Manager of Basketball Operations.

Sund began his career in Milwaukee under the tutelage of Wayne Embry, spending five years with the Bucks after graduating with a master's degree in sports administration from Ohio University in 1974.

He was a two-sport athlete at Northwestern University, where in basketball (as a 6-4 guard) he earned CoSIDA Academic All-America (third team) honors in 1973, and was twice named academic All-Big Ten, while also seeing action as a tight end and wide receiver on the football team. He holds a bachelor's degree in political science from Northwestern.

Born on June 4, 1951, Sund has completed three marathons and a mini-triathlon. Richard Walker Sund is a native of Elgin, IL, and is a member of the Illinois Basketball Coaches Hall of Fame. He and his wife Lea are the parents of two children, daughter Hali and son Patrick, a member of the basketball operations staff of the Golden State Warriors and Associate General Manager of the D-League's Santa Cruz Warriors.

## BASKETBALL OPERATIONS

## DOMINIQUE WILKINS - VICE PRESIDENT OF BASKETBALL AND SPECIAL ADVISOR TO THE CEO



ENSHRINED 2006

The most celebrated player to ever put on a Hawks uniform and represented in front of Philips Arena by an 18,500-pound bronze statue erected in March, 2015, Hall-of-Famer Dominique Wilkins is the Hawks' Vice President of Basketball and Special Advisor to the CEO. Wilkins works in various management functions within the organization's basketball and business areas, and as the team's analyst for the Hawks broadcasts on FOX Sports Southeast.

Wilkins is responsible for advising the senior management team on basketball-related issues and working as a strong voice in the community. The 6-8 forward, who concluded his NBA career with 26,668 points, is the 14th all-time leading scorer in league history and his 24.8 career scoring average is 14th on the all-time charts. Wilkins' 23,292 points with the Hawks are the franchise's best, and he ranks second in team history in steals (1,245), fourth in rebounds (6,119), sixth in blocked shots (588) and seventh in assists (2,321). One of league's true marquee players, his outstanding contributions on the court were recognized by the organization in January 2001 when he became the third player in club history to have his uniform number (#21) retired, joining Hawks legends Bob Pettit and Lou Hudson.

Familiar to area sports fans from his collegiate days at the University of Georgia, Wilkins entered the 1982 NBA Draft after his junior season with the Bulldogs. He ended his Georgia career as the school's all-time scoring leader with averages of 21.6 points to go along with his 7.5 rebounds. A three-time All-SEC performer who also took home the Most Valuable Player award from the 1981 Southeastern Conference tournament, he was selected with the third overall pick in the first round by the Utah Jazz.

Hawks officials valued his talents enough to send two players (John Drew and Freeman Williams) and cash to the Utah Jazz on September 2, 1982 for his draft rights, and the end result was beneficial for both parties. Wilkins was able to continue his career in front of familiar faces, and Atlanta had its first superstar since Pete Maravich.

Instrumental in the team's success in the mid-to-late '80s, Wilkins electrified Atlanta sports fans as the club recorded 50-win seasons four straight times from 1985-86 to 1988-89. He averaged 29.1 points over that period, and in the 1988 All-Star Game he ripped the nets for 29 points in 30 minutes of action.

Wilkins led the Hawks to the playoffs in eight of his 12 seasons with the Hawks, his finest hour came during the 1988 postseason when Atlanta narrowly missed reaching the Eastern Conference Finals, as the Boston Celtics eked out a two-point victory in Game 7 of the conference semifinals. Wilkins averaged 31.2 points in 12 playoff contests that year, and having participated in 10 years of playoff competition, scored 25.4 points per game.

After missing only 18 of a possible 738 regular season games his first nine years, Wilkins' durability took a serious blow when he suffered a season-ending tear of Achilles tendon midway through the 1991-92 season. While it was unsure if he would return to his old high-flying self, Wilkins responded the next season by scoring 29.9 points per game to finish second only to Michael Jordan for the league scoring title.

He was a member of the NBA All-Rookie Team in 1983 and was named to seven All-NBA teams, nine consecutive all-star squads and was a two-time winner of the NBA Slam Dunk Championship (1985 and 1990).

On November 6, 1992 against the New York Knicks, a patented baseline jumper led to Wilkins becoming the 17th person in league history to join the 20,000-point club, and later that season (February 2, 1993 against Seattle), he supplanted Pettit as the franchise's all-time leading scorer. His stellar career in Atlanta came to an end on February 24, 1994 when he was traded to the Los Angeles Clippers. At the conclusion of the year, Wilkins decided to test the free agent market and signed with the Boston Celtics.

Discouraged with his performance in 1994-95, which resulted in career lows in scoring and field goal percentage, Wilkins joined Panathinaikos Athens of the Greek League the following

## BASKETBALL OPERATIONS

## DOMINIQUE WILKINS, CONT.

season (1995-96). He was named MVP of the European Final Four after averaging 20.9 points and 7.0 rebounds and leading the team to the European Men's Championship.

Seeking a return to the States, Wilkins signed a free agent contract with San Antonio and provided more than the Spurs possibly imagined, leading the David Robinson-less Spurs in scoring with an 18.2 average and grabbing 6.4 rebounds.

He returned overseas for the 1997-98 campaign, signing with Italy's Teamsystem before rejoining the NBA for his final professional season (1998-99), as Wilkins saw action in 27 games for the Orlando Magic.

Extremely active with local and national charity endeavors, Wilkins has done work with the Juvenile Diabetes Research Foundation, Cystic Fibrosis Foundation, Special Olympics, Muscular Dystrophy Association and American Lung Association. In July 2007, Wilkins launched "Nique and Newt's Full-Court Press on Diabetes" with former Speaker of the United States House of Representatives, Newt Gingrich. In March 2010, Wilkins was honored by the Georgia State Legislature as they presented a State Resolution naming him the Diabetes Ambassador for the state of Georgia. He is also a diabetes ambassador for Novo Nordisk, a world leader in Diabetes care.

Wilkins, 55, was born on January 12, 1960 in Paris, France. Married to Sunny, he is the proud parent of five girls and two boys. He joined basketball's immortals with his entry into the Naismith Memorial Basketball Hall of Fame on September 8, 2006, was inducted into the Georgia Sports Hall of Fame on April 3, 2004, and into the Atlanta Sports Hall of Fame's inaugural class on June 10, 2005. Wilkins was honored in October 2011 with his induction into the Boys & Girls Clubs of America Alumni Hall of Fame.



Dominique Wilkins

## BASKETBALL OPERATIONS

## JEFF PETERSON - DIRECTOR OF SCOUTING



A three-year NBA staff veteran, Jeff Peterson is in his fourth season with the Hawks as the Director of Scouting.

Peterson most recently served as a Scout and Coordinator of Basketball Operations for the Hawks from 2013-2015. In 2012, he was hired by Atlanta as a seasonal assistant in the basketball operations department.

A Springfield, Missouri native, Peterson moved to Bowie, Maryland for high school to attend DeMatha Catholic High School. He played college basketball at the University of Iowa, University of Arkansas and finished his career at Florida State University where he earned a Master's Degree in Marketing.

## MIKE McNEIVE - DIRECTOR OF BASKETBALL OPERATIONS



A 22-year NBA staff veteran, Mike McNeive begins his 13th season with the Hawks and 10th year as Director of Basketball Operations.

McNeive served as director of pro personnel from 2004-06, after originally joining the franchise as an assistant coach during the 2003-04 campaign. He worked the previous five seasons in Milwaukee, where he served as a scout/assistant.

During his stint in Milwaukee, the Bucks reached the playoffs four times, punctuated by a Central Division championship and a trip to the Eastern Conference Finals in 2001.

Prior to that, McNeive was with the Seattle Sonics for four seasons as a video coordinator/advance scout. Seattle recorded a 239-89 (.729) mark during that time, won three Pacific Division titles and advanced to the NBA Finals in 1996 after winning a franchise-record 64 games.

McNeive got his start in the NBA with the Orlando Magic, where he interned in the video scouting department in 1993-94, as the club reached the playoffs for the first time in franchise history.

A Freeport, Illinois native, McNeive received his undergraduate degree in Physical Education in 1992 from Monmouth College (IL), where he was a four-year letterman in both basketball and baseball for the Fighting Scots. In 1993, he received his Master's degree in Sports Management and Administration from Georgia Southern University.

Mike and his wife Maggie have four children, Ryan, Ally, Danny and Molly.

## BASKETBALL OPERATIONS

## MALIK ROSE - MANAGER OF BASKETBALL OPERATIONS



Malik Rose is in his first season with the Hawks as the Manager of Basketball Operations.

Rose, a 13-year-NBA veteran, appeared in 813 regular season games with the Charlotte Hornets, San Antonio Spurs, New York Knicks and Oklahoma City Thunder, where he averaged 6.2 points and 4.1 rebounds in 16.5 minutes. Rose was drafted by Charlotte in the Second Round (44th pick) of the 1996 NBA Draft. He signed as a free agent with San Antonio in 1997 and was traded to New York in 2005. Rose finished his career with Oklahoma City in 2009. He appeared in 82 playoff games, and recorded 6.2 points and 4.3 rebounds in 17.5 minutes. Rose won NBA championships with the Spurs in 1999 and 2003.

After retiring from the NBA, Rose worked as a color commentator, most recently for his hometown Philadelphia 76ers. He also worked in broadcasting for the Thunder, Spurs, Knicks, Austin Toros of the NBA Development League, NBA TV and NBA Radio from 2010-2015.

A Philadelphia, Pennsylvania native, Rose played college basketball at Drexel University from 1992-1996 where he earned degrees in Computer Information Systems and Education with a Mathematics Certification. He also has a Master's in Sports Management.

Rose and his wife Tiffany have a daughter, Marley, and a son, Miles.

## DAVID PAINTER - DIRECTOR OF BASKETBALL FACILITIES



An eight-year NBA staff veteran, David Painter begins his ninth season in the league and first with the Hawks as Director of Basketball Facilities.

Painter served as Senior Manager of Practice Facilities for the Cleveland Cavaliers from 2007-2015. He was instrumental in the management of the Cleveland Cavaliers Clinic Courts since it opened in 2007.

From 2001-2007, he served as the Associate Director of Recreation, at his alma mater, Baldwin-Wallace College (OH). He worked in admissions at Baldwin-Wallace College from 2000-2002.

A Shaker Heights, Ohio native, Painter received his undergraduate degree in Sports Management/Business Management in 1998 from Baldwin-Wallace College, where he was a three year letterman in baseball for the Yellow Jackets. In 2002, he received his Master's degree in Sports Administration from Kent State University (OH).

David and his wife Melissa have two children, Grant and Elle.

## BASKETBALL OPERATIONS



**Dotun Akinwale**  
Manager of  
Scouting



**Cameron Black**  
Player Development  
Assistant



**Daniel Brady**  
Player Development  
Assistant



**Tyler Clark**  
Equipment Assistant



**Matt Elijah**  
Manager of Basketball  
Administration



**Patrick Harbeson**  
Executive Assistant  
to the Head Coach



**Juan Jackson**  
Director of  
Team Security



**Zach Markowitz**  
Athletic Performance  
Assistant



**Naya-Joi Martin**  
Manager of  
Player Programs



**Ian McKiernan**  
Basketball Operations  
Assistant



**Jordan Ott**  
Video Coordinator



**Scottie Parker**  
Assistant  
Athletic Trainer



**Zach Peterson**  
Video Assistant



**Patrick St. Andrews**  
Assistant Video  
Coordinator



**Daniel Starkman**  
Basketball Operations  
Coordinator



**Zac Walsh**  
Travel & Equipment  
Manager

## BASKETBALL STAFF

## COACHING STAFF

## KENNY ATKINSON - ASSISTANT COACH



Kenny Atkinson is in his fourth season with the Hawks as assistant coach after spending the prior four years as an assistant with the New York Knicks where he helped the team reach the playoffs his final two seasons. Prior to joining the Knicks staff, he spent the 2007-08 campaign serving as the director of player development for the Houston Rockets.

Atkinson served as Head Coach of the Dominican National Team in this summer's FIBA Americas Championship in Mexico City. This past February, he guided Team World in the 2015 BBVA Compass Rising Stars Challenge during All-Star Weekend in New York, leading them to a 121-112 win over Team USA.

In 2014-15, Atkinson was part of Mike Budenholzer's Eastern Conference All-Star coaching staff, as the Hawks recorded a franchise-record 60 wins – including a franchise-best 19-game win streak – en route to the club's first-ever appearance in the Eastern Conference Finals. Additionally, Budenholzer took home NBA Coach of the Year honors.

With the 2007-08 Rockets, Atkinson's club put together a 22-game wins streak (second-longest in NBA history at the time).

Before starting his NBA coaching career, Atkinson spent three years as director of player development/assistant coach for Paris Basket Racing Club in France (2004-06) and the summer of 2006 as director of player development/assistant coach for the national team of the Republic of Georgia. He was also an assistant coach with the Ukraine national team at the European championships in 2011.

A standout collegiate player at the University of Richmond, Atkinson was an All-CAA First Team selection as a junior and senior (1989-90) and helped the Spiders to a Sweet 16 appearance in the NCAA Tournament in 1988. He was also the 1987-88 CAA Rookie of the Year. He went on to play professionally in Italy, France, Germany and Spain from 1991-2004.

Born on June 2, 1967 in Huntington, NY, Atkinson and his wife Laura have a son Anthony and daughter Annika.

## DARVIN HAM - ASSISTANT COACH



Darvin Ham is in his third year as an assistant coach for the Hawks, back with the organization where he played one season (2002-03).

In 2014-15, Ham was part of Mike Budenholzer's Eastern Conference All-Star coaching staff, as the Hawks recorded a franchise-record 60 wins – including a franchise-best 19-game win streak – en route to the club's first-ever appearance in the Eastern Conference Finals. Additionally, Budenholzer took home NBA Coach of the Year honors.

Ham spent 2011-13 as an assistant coach with the Los Angeles Lakers. Prior to his stint with the Lakers, Ham was the head coach of the New Mexico Thunderbirds of the NBA Development League in 2010-11 and an assistant coach with the Thunderbirds from 2008-10.

In his playing career, the eight-year veteran appeared in 417 career games (45 starts) with Denver, Indiana, Washington, Milwaukee, Atlanta and Detroit, averaging 2.7 points and 2.3 rebounds in 12.4 minutes (.518 FG%). He also played in 55 postseason games (with the Bucks and Pistons; 11 starts), putting up 1.3 points and 1.2 rebounds in 7.4 minutes (.569 FG%). Ham won an NBA championship with the Pistons in 2004.

He was a member of the Hawks during the 2002-03 season, playing in 75 contests, and averaging 2.4 points and 2.0 rebounds in 12.3 minutes (.447 FG%). He also played in Spain, the Philippines and Puerto Rico. Ham starred collegiately at Texas Tech, where he famously shattered a backboard on a slam dunk during a 1996 NCAA Tournament game against North Carolina.

Born July 23, 1973 in Saginaw, MI, Ham was inducted into the Saginaw County Sports Hall of Fame last year. He is married to Deneitra and has three sons – Darvin Jr., Donovan and Dominic. Darvin Jr. played collegiately at Northwood University (MI), Donovan is a freshman guard at Texas Tech and Dominic plays basketball and football at North Atlanta High School.

## BASKETBALL STAFF

## TAYLOR JENKINS - ASSISTANT COACH



In his third season with the Hawks is assistant coach Taylor Jenkins, who previously served as the head coach of the Austin Toros of the NBA Development League, the San Antonio Spurs' D-League affiliate.

In 2014-15, Jenkins was part of Mike Budenholzer's Eastern Conference All-Star coaching staff, as the Hawks recorded a franchise-record 60 wins – including a franchise-best 19-game win streak - en route to the club's first-ever appearance in the Eastern Conference Finals. Additionally, Budenholzer took home NBA Coach of the Year honors.

Jenkins led the Toros to a 27-23 (.540) record during the 2012-13 season and a first round playoff victory over the Bakersfield Jam before falling to the Santa Cruz Warriors in the semifinals. Prior to serving as head coach, Jenkins had served as an assistant coach with the Toros the previous four seasons, including their championship season in 2012 and back-to-back playoff appearances in 2009 and 2010.

He was selected as an assistant coach with the NBA D-League Select Team during the 2010 Las Vegas Summer League and was part of the 2009 and 2012 NBA D-League Western Conference All-Star coaching staff. In 2012, he served as an assistant coach for the San Antonio Spurs summer league team.

Prior to joining the Toros, Jenkins interned with the Spurs basketball operations department during the 2007-08 season.

He attended The Wharton School at the University of Pennsylvania, and earned a Bachelor of Science in Economics, while concentrating in Management and minoring in Psychology. Taylor and his wife, Chantall, live in Atlanta with their two younger sons, Jancarlos and Austin. Their oldest son, Alex, is a freshman at Ohio University.

## CHARLES LEE - ASSISTANT COACH



Charles Lee is in his second season as an assistant coach with the Hawks after spending the prior two years on the coaching staff at his alma mater, Bucknell.

In 2014-15, Lee was part of Mike Budenholzer's Eastern Conference All-Star coaching staff, as the Hawks recorded a franchise-record 60 wins – including a franchise-best 19-game win streak - en route to the club's first-ever appearance in the Eastern Conference Finals. Additionally, Budenholzer took home NBA Coach of the Year honors.

The 2006 Patriot League Player of the Year with the Bisons, Lee ranks 25th on the school's all-time scoring list. He was recently named to the Patriot League 25th Anniversary team.

Lee was a co-captain in 2004-05 and 2005-06, and in both seasons Bucknell won Patriot League championships and went on to capture first-round victories in the NCAA Tournament. Lee recorded 15 points and eight rebounds in Bucknell's historic upset of third-seeded Kansas in the 2005 NCAA Tournament. That was the first NCAA win in Bucknell and Patriot League history.

After graduating with a degree in business management, the native of Gaithersburg, MD played professionally in Israel, Belgium and Germany.

Lee and his wife Lindsey live in Atlanta with daughter Corinne. He was born November 11, 1984 in Washington, DC.

## BASKETBALL STAFF

## NEVEN SPAHIJA - ASSISTANT COACH



One of the top coaches in Europe, Neven Spahija joined Mike Budenholzer's coaching staff on August 4, 2014, and enters his second season.

In 2014-15, Spahija was part of Mike Budenholzer's Eastern Conference All-Star coaching staff, as the Hawks recorded a franchise-record 60 wins – including a franchise-best 19-game win streak - en route to the club's first-ever appearance in the Eastern Conference Finals. Additionally, Budenholzer took home NBA Coach of the Year honors.

Spahija, a Croatia native and former Croatian Coach of the Year with nearly 30 years international coaching experience, was most recently head coach of Cibona Zagreb (Croatia) in 2013-14. From 2010-12, Spahija led Fenerbahce Ulker (Turkey), winning a Turkish Basketball League and Turkish Cup championship in 2010-11 after directing the club to a 27-3 regular season mark.

Spahija had previously guided Cibona from 2000-01, additionally serving as head coach for four other Euroleague teams since that time – Krka Novo Mesto (Slovenia), Lietuvos Rytas (Lithuania), Maccabi Tel Aviv (Israel) and Tau Ceramica (Spain).

He has won domestic league titles in six countries – Slovenia, Croatia, Lithuania, Spain, Israel and Turkey. Spahija has also been a head coach in Russia (Avtodor Saratov), Italy (Roseto) and Croatia (Gradine Pula). He won the 2009-10 Eurocup with Valencia (Spain), reached the finals of the 2003 ULEB Cup with Krka and the 2008 Euroleague Final Four with Tau Ceramica.

Spahija has also spent time as head coach of the Croatian National team (2001-05) and the Under-22 National Team (2001).

## BEN SULLIVAN - ASSISTANT COACH



In his second season as an assistant coach for the Hawks is Ben Sullivan.

In 2014-15, Sullivan was part of Mike Budenholzer's Eastern Conference All-Star coaching staff, as the Hawks recorded a franchise-record 60 wins – including a franchise-best 19-game win streak - en route to the club's first-ever appearance in the Eastern Conference Finals. Additionally, Budenholzer took home NBA Coach of the Year honors.

Sullivan came to the Hawks from the San Antonio Spurs, where he worked in basketball development and as an assistant video coordinator.

The Portland, OR native played collegiately at Cal-State Northridge and University of Portland, competing professionally in China, Germany and Chile following graduation.

Sullivan joined University of Portland's coaching staff in 2009, then was an assistant coach at Lewis & Clark College in Portland before joining the Spurs.

Sullivan was born March 19, 1984 in Boston, MA. He and his wife Bailee were married in 2014 in Portland.

## ATHLETIC PERFORMANCE TEAM

## KEKE LYLES - EXECUTIVE DIRECTOR OF PLAYER PERFORMANCE



In his first season with the Hawks is Keke (pronounced kay-kay) Lyles, Atlanta's Executive Director of Player Performance. In his role, he is responsible for overseeing and directing the Athletic Performance Team, and developing personal health and performance plans for each of the players.

Lyles, who spent the past two years with the Golden State Warriors, served as Director of Athletic Performance/Assistant Coach. He joined the Warriors from the Minnesota Timberwolves, where he was the club's Strength and Conditioning Coach for two years. He also spent a season with the Indiana Pacers as an Assistant Strength Coach and completed an internship with the Boston Celtics.

A native of Redlands, CA, Lyles received both his Bachelor's Degree in Rehabilitation Science and his Doctorate of Physical Therapy from Northeastern University in Boston. He was Northeastern's Head Strength and Conditioning Coach for women's basketball from 2008-10 and was an assistant on the training staff of the men's basketball team from 2007-10.

Lyles and his wife, Jade, have a daughter, Baylie, and son, Griffin.

## ART HORNE - HEAD ATHLETIC TRAINER



Art Horne is in his first season as Atlanta's Head Athletic Trainer.

Horne came to the Hawks from Northeastern University, where he was Director of Sports Performance, with oversight of the development and care of all varsity student-athletes, while also serving as Head Athletic Trainer and Strength and Conditioning Coach for the men's basketball team.

Horne holds certifications from both the American College of Sports Medicine and the National Strength and Conditioning Association. He has also served as a reviewer for Athletic Therapy Today, the professional journal of certified athletic trainers and athletic therapists, while continuing to lecture nationally on topics related to the benefits of training barefoot, ankle and foot mechanics, strength training, and the importance of prevention and integrated care within the sports medicine model.

He received his Bachelor's Degree in Athletic Training and Physical Education with a teacher education certification from Canisius College (NY), and also holds a Master's Degree in Education from Boston University (MA).

Horne and his wife Kate live in Buckhead with their daughter Charlotte.

## MICHAEL RONCARATI - DIRECTOR OF REHABILITATION



Michael Roncarati is in his first season with the Hawks as the club's Director of Rehabilitation.

He served as the Strength and Conditioning Coach for the Golden State Warriors for the last two seasons. Previously, Roncarati was a Physical Therapist and Strength and Conditioning Coach in Rhode Island.

A graduate of Northeastern University with a Doctor of Physical Therapy, he worked with the athletic training and strength and conditioning staff of the school's basketball and baseball teams.

A native of Cumberland, RI, Roncarati is a credentialed Certified Strength and Conditioning Specialist through the National Strength and Conditioning Association.

## CHRIS CHASE - ATHLETIC PERFORMANCE COACH



Chris Chase is in his first season with the Hawks after being named the team's Athletic Performance Coach.

Chase most recently served as an Assistant Strength and Conditioning Coach of Olympic Sports for the University of Southern California from 2012-2015. From 2010-2011, he was the Assistant Strength Coach at the University of Rhode Island, Springfield College (MA) and at the American International College in Massachusetts.

An Enfield, Connecticut native, Chase received his undergraduate degree in Exercise Science in 2009 from the University of Connecticut. In 2011, he earned a Master's degree in Strength and Conditioning from Springfield College (MA).

## COMMUNITY DEVELOPMENT

## ATLANTA HAWKS FOUNDATION

As evidenced last season, Hawks basketball can lift and unify the city of Atlanta. However, for Atlanta's youth, access to the sport has become income-based and producing long-term impacts on outcomes. Kids need more access to sport, at all levels, not less. "If we are going to ensure that all kids have the chance to grow up fit and strong, we must, among other efforts, eliminate the barrier to sports participation."\*

Faced with this challenge, the new focus of the Atlanta Hawks Foundation is to solve the access challenge. The Foundation's mission is to increase access for metro Atlanta's youth to play, grow and learn life and leadership skills through basketball, focusing on three areas.

1. Basic Access to Courts and Play – Improve and increase the availability of courts and provide scholarships to Hawks camps and clinics.

2. Volunteer Coaching Development – Coaches can be an answer to the mentor gap in Atlanta. The Foundation will partner with trusted leaders in developing curricula to ensure Hawks clinics are delivering high-level instruction for volunteer coaches. "Of the 6.5 million youth coaches, only 1 in 3 say they have been trained in sport skills or tactics."\*

3. Community Building – We have unique assets and opportunities that allow us to create magical moments and collaborate with organizations doing great community work. Whether in partnership with millennial-led charitable organizations like Connect 3 or working with Bert's Big Adventure, the Hawks Foundation will be a leader in uniting Atlanta.

\*SOURCE: Aspen Institute Study, Project Play



## CORPORATE SOCIAL RESPONSIBILITY

## ATLANTA HAWKS ALUMNI CLUB

The Atlanta Hawks Basketball Club has a rich history, highlighted by the former players who donned a Hawks uniform. The organization is committed to sharing its history by engaging Hawks alumni in fan experiences, corporate social responsibility efforts and Hawks special events, among other things. Importantly, the Atlanta Hawks Basketball Club will celebrate the many accomplishments our alumni who left their mark on the hardwood and in the community.



## COMMUNITY DEVELOPMENT

### TRUE TO ATLANTA AWARD

The Atlanta Hawks True to Atlanta award recognizes individuals throughout metro Atlanta that are making a difference in their communities. Each month during the regular season, the Atlanta Hawks Basketball Club will surprise and recognize these individuals for their philanthropic efforts and make a \$1,000 donation to their charity of choice.

### SEASON OF GIVING

During the holiday season, Hawks players, coaches and front office staff help spread the holiday cheer throughout the greater Atlanta area. Charitable efforts include visits to local children's hospitals, preparing Thanksgiving meals for those in need and initiatives designed to "pay it forward" for those needing a helping hand.

### JASON COLLIER AWARD

Each year the Atlanta Hawks proudly present the Jason Collier Memorial Trophy. Named after the late Hawks center that passed away in October 2005, the award is presented to the player who best exemplifies the characteristics Collier displayed off the court as a community ambassador.

### NBA CARES



NBA Cares is the league's global social responsibility program that builds on the NBA's mission of addressing important social issues. This season, as part of the 10th anniversary of its creation, NBA Cares is renewing its commitment to communities around the world by inspiring play and teaching basketball's values to more than 15 million youth, providing an additional 3 million hours of hands-on service to others, and leaving a lasting legacy in communities by building 1,000 more safe places to live, learn or play by 2025. NBA Cares works with inter-

nationally recognized youth-serving programs that support education, youth and family development, and health-related causes, including: Special Olympics, YMCA of the USA, Boys and Girls Clubs of America, UNICEF, the Make-A-Wish Foundation, Share Our Strength and GLSEN.

### COMMUNITY BASKETBALL PROGRAMS

We aspire to root ourselves in the communities that we serve. Through the Jr. Hawks Basketball Program we provide opportunities and resources for the youth of Atlanta to enjoy the game of basketball. Youth basketball players can experience Jr. Hawks activities year round through summer camps, game day clinics and Jr. Hawks Basketball Leagues in the community. The Hawks Basketball Development staff leads each event with the assistance of Hawks players, coaches and alumni. The Atlanta Hawks also offer learning opportunities for local basketball coaches including coaching clinics and workshops to educate community coaches on the latest training methods and philosophy for youth basketball development. The Jr. Hawks Program is part of the Jr. NBA Platform and serves as a valuable asset to all athletes and coaches engaged in the sport of basketball.



FOR MORE INFORMATION ON THESE AND OTHER HAWKS PROGRAMS, VISIT [WWW.HAWKS.COM](http://WWW.HAWKS.COM).  
YOU CAN ALSO FOLLOW HAWKS COMMUNITY ON TWITTER AND BECOME A FAN OF HAWKS IN THE COMMUNITY ON FACEBOOK.



PLAYERS



**0** Jeff  
TEAGUE

## ROSTER



No.	Player	Pos.	Ht.	Wt.	Birthdate	Prior to NBA/Country	Yrs.
30	Earl Barron	C	7-0	250	08/14/91	Memphis	8
24	Kent Bazemore	G	6-5	201	07/01/89	Old Dominion/USA	3
10	Tim Hardaway Jr.	G	6-6	205	03/16/92	Michigan/USA	2
7	Justin Holiday	G	6-6	185	04/05/89	Washington/USA	2
15	Al Horford	F/C	6-10	245	06/03/86	Florida/Dominican Republic	8
18	DeQuan Jones	F	6-8	221	06/20/90	Miami(FL)/USA	1
26	Kyle Korver	G	6-7	212	03/17/81	Creighton/USA	12
8	Shelvin Mack	G	6-3	203	04/22/90	Butler/USA	4
4	Paul Millsap	F	6-8	246	02/10/85	Louisiana Tech/USA	9
31	Mike Muscala	F/C	6-11	240	07/01/91	Bucknell/USA	2
13	Lamar Patterson	G/F	6-5	225	08/12/91	Pittsburgh/USA	R
2	Terran Petteway	G/F	6-6	215	10/08/92	Nebraska/USA	R
17	Dennis Schröder	G	6-1	172	09/15/93	NY Phantoms Braunschweig/Germany	2
32	Mike Scott	F	6-8	237	07/16/88	Virginia/USA	3
25	Thabo Sefolosha	G/F	6-7	220	05/02/84	Angelico Biella/Switzerland	9
11	Tiago Splitter	F/C	6-11	245	01/01/85	Caja Laboral/Brazil	5
22	Walter 'Edy' Tavares	C	7-3	260	03/22/92	Gran Canaria/Cape Verde	R
0	Jeff Teague	G	6-2	186	06/10/88	Wake Forest/USA	6

**HEAD COACH:** Mike Budenholzer (Pomona College)  
**ASSISTANT COACHES:** Kenny Atkinson (Richmond)  
 Darvin Ham (Texas Tech)  
 Taylor Jenkins (Pennsylvania)  
 Charles Lee (Bucknell)  
 Neven Spahija (Croatia)  
 Ben Sullivan (Portland)

**EXECUTIVE DIRECTOR OF PLAYER PERFORMANCE:** Keke Lyles (Northeastern)

**ATHLETIC TRAINER:** Art Horne (Canisius)

**DIRECTOR OF REHABILITATION:** Mike Roncarati (Northeastern)

**ATHLETIC PERFORMANCE COACH:** Chris Chase (Connecticut)

## PRONUNCIATION GUIDE

Terran Petteway	tur-RAN pet-uh-way	Mike Budenholzer	BOO-den-holzer
Dennis Schröder	SHROO-derr	Neven Spahija	spa-HE-ah
Thabo Sefolosha	TA-bow sef-a-LOW-sha		

## 2015-16 SCHEDULE (All Times Eastern)

## PRESEASON

October 7	Atlanta at Cleveland @ Cincinnati, OH (Cintas Center)	7:00 PM
October 9	Atlanta at New Orleans @ Jacksonville, FL (Veterans Memorial Arena)	7:00 PM
October 14	Atlanta vs. San Antonio @ Atlanta, GA (Philips Arena)	8:00 PM
October 16	Atlanta at Dallas @ Dallas, TX (American Airlines Center)	8:30 PM
October 18	Atlanta vs. Miami @ Atlanta, GA (Philips Arena)	7:00 PM
October 21	Atlanta vs. Memphis @ Atlanta, GA (Philips Arena)	8:00 PM
October 23	Atlanta at Detroit @ Auburn Hills, MI (Palace of Auburn Hills)	7:30 PM

## REGULAR SEASON

OCTOBER (3)				FEBRUARY (11)			
Tue 27	DETROIT	(FSSE)	8:00	Mon 1	DALLAS	(FSSE)	8:00
Thu 29	@ New York	(TNT)	8:00	Wed 3	@ Philadelphia	(FSSE)	7:00
Fri 30	CHARLOTTE	(FSSE)	8:00	Fri 5	INDIANA	(FSSE/ESPN)	7:00
NOVEMBER (17)				Sun 7	@ Orlando	(FSSE)	1:00
Sun 1	@ Charlotte	(FSSE)	2:00	Mon 8	ORLANDO	(FSSE)	8:00
Tue 3	@ Miami	(FSSE/NBA)	7:30	Wed 10	@ Chicago	(FSSE)	8:00
Wed 4	BROOKLYN	(FSSE)	8:00	Fri 19	MIAMI	(FSSE)	8:00
Fri 6	@ New Orleans	(FSSE)	8:00	Sat 20	MILWAUKEE	(FSSE)	7:30
Sat 7	WASHINGTON	(FSSE)	7:30	Mon 22	GOLDEN STATE	(FSSE/NBA)	8:00
Mon 9	MINNESOTA	(FSSE)	8:00	Fri 26	CHICAGO	(FSSE/ESPN)	8:00
Wed 11	NEW ORLEANS	(FSSE)	8:00	Sun 28	CHARLOTTE	(FSSE)	3:30
Fri 13	@ Boston	(FSSE)	7:30	MARCH (16)			
Sun 15	UTAH	(FSSE)	6:00	Tue 1	@ Golden State	(FSSE/NBA)	10:30
Tue 17	@ Brooklyn	(FSSE)	7:30	Fri 4	@ LA Lakers	(FSSE/ESPN)	10:30
Wed 18	SACRAMENTO	(FSSE)	8:00	Sat 5	@ LA Clippers	(FSSE)	10:30
Sat 21	@ Cleveland	(FSSE)	7:30	Tue 8	@ Utah	(FSSE)	9:00
Tue 24	BOSTON	(TNT)	8:00	Thu 10	@ Toronto	(FSSE)	7:30
Wed 25	@ Minnesota	(FSSE)	8:00	Sat 12	MEMPHIS	(FSSE)	7:30
Fri 27	@ Memphis	(FSSE)	8:00	Sun 13	INDIANA	(FSSE/NBA)	6:00
Sat 28	@ San Antonio	(FSSE)	8:30	Wed 16	@ Detroit	(FSSE)	7:30
Mon 30	OKLAHOMA CITY	(FSSE)	8:00	Thu 17	DENVER	(FSSE)	8:00
DECEMBER (14)				Sat 19	HOUSTON	(FSSE)	7:30
Wed 2	TORONTO	(FSSE)	8:00	Mon 21	WASHINGTON	(FSSE)	8:00
Fri 4	LA LAKERS	(FSSE)	8:00	Wed 23	@ Washington	(FSSE)	7:00
Wed 9	@ Dallas	(FSSE/ESPN)	9:30	Fri 25	MILWAUKEE	(FSSE)	8:00
Thu 10	@ Oklahoma City	(FSSE)	8:00	Sat 26	@ Detroit	(FSSE)	7:30
Sat 12	SAN ANTONIO	(FSSE/NBA)	8:00	Mon 28	@ Chicago	(FSSE/NBA)	8:00
Mon 14	MIAMI	(FSSE)	8:00	Wed 30	@ Toronto	(FSSE/NBA)	7:30
Wed 16	PHILADELPHIA	(FSSE)	8:00	APRIL (6)			
Fri 18	@ Boston	(FSSE)	7:30	Fri 1	CLEVELAND	(FSSE/ESPN)	8:00
Sun 20	@ Orlando	(FSSE)	6:00	Tue 5	PHOENIX	(FSSE)	8:00
Mon 21	PORTLAND	(FSSE)	8:00	Thu 7	TORONTO	(FSSE)	8:00
Wed 23	DETROIT	(FSSE)	8:00	Sat 9	BOSTON	(FSSE)	7:30
Sat 26	NEW YORK	(FSSE)	7:30	Mon 11	@ Cleveland	(FSSE)	7:00
Mon 28	@ Indiana	(FSSE)	7:00	Wed 13	@ Washington	(FSSE)	8:00
Tue 29	@ Houston	(FSSE)	8:00	JANUARY (15)			
Sun 3	@ New York	(FSSE)	3:30	Sun 3	@ New York	(FSSE)	3:30
Tue 5	NEW YORK	(FSSE)	8:00	Tue 5	NEW YORK	(FSSE)	8:00
Thu 7	@ Philadelphia	(FSSE)	7:00	Thu 7	@ Philadelphia	(FSSE)	7:00
Sat 9	CHICAGO	(FSSE)	5:00	Sat 9	CHICAGO	(FSSE)	5:00
Wed 13	@ Charlotte	(FSSE)	7:00	Wed 13	@ Charlotte	(FSSE)	7:00
Fri 15	@ Milwaukee	(FSSE)	8:00	Fri 15	@ Milwaukee	(FSSE)	8:00
Sat 16	BROOKLYN	(FSSE)	7:30	Sat 16	BROOKLYN	(FSSE)	7:30
Mon 18	ORLANDO (%)	(FSSE/NBA)	5:00	Mon 18	ORLANDO (%)	(FSSE/NBA)	5:00
Wed 20	@ Portland	(FSSE/ESPN)	10:30	Wed 20	@ Portland	(FSSE/ESPN)	10:30
Thu 21	@ Sacramento	(FSSE)	10:00	Thu 21	@ Sacramento	(FSSE)	10:00
Sat 23	@ Phoenix	(FSSE)	9:00	Sat 23	@ Phoenix	(FSSE)	9:00
Mon 25	@ Denver	(FSSE)	9:00	Mon 25	@ Denver	(FSSE)	9:00
Wed 27	LA CLIPPERS	(FSSE)	8:00	Wed 27	LA CLIPPERS	(FSSE)	8:00
Thu 28	@ Indiana	(FSSE)	7:00	Thu 28	@ Indiana	(FSSE)	7:00
Sun 31	@ Miami	(FSSE)	6:00	Sun 31	@ Miami	(FSSE)	6:00
(% MLK Holiday)							

TELEVISION	RADIO
(FSSE) FOX Sports Southeast	FOX SOUTHEAST
(NBA) NBA TV	NBA TV
(ESPN) NBA on ESPN	NBA on ESPN
(TNT) NBA on TNT	NBA on TNT
	THE GAME 52.9



# Kent Bazemore

HEIGHT: 6-5  
WEIGHT: 201  
COLLEGE: Old Dominion  
HIGH SCHOOL: Bertie, Windsor, NC  
BIRTHPLACE: Kelford, NC  
BIRTHDATE: July 1, 1989  
NBA EXPERIENCE: 3 years  
CURRENT NBA SEASON: 4th  
AGE: 26

GUARD  
24



**HOW KENT JOINED THE HAWKS:** Signed as a free agent by the Hawks on September 23, 2014 • Originally signed with Golden State as a free agent on July 26, 2012 • Acquired by the Lakers, along with MarShon Brooks, from the Warriors in exchange for Steve Blake on February 19, 2014.

**LAST SEASON (2014-15):** In his first season with the Hawks, averaged 5.2 points, 3.0 rebounds and 1.0 assists in 17.6 minutes (.426 FG%, .364 3FG%, .600 FT%) in 75 games (10 starting assignments) • Scored in double-figures 15 times, including one 20-point night • Tallied 10.2 points, 4.8 rebounds, 1.8 assists and 1.4 steals in 31.5 minutes (.393 FG%, .306 3FG%, .618 FT%) as a starter • Put in a season-best 20 points (7-14 FGs, 3-7 3FGs, 3-4 FTs) in 33 minutes @CHA (3/28), while posting five rebounds, two assists and one steal • Tied career-highs in rebounds (nine) and blocks (two), adding 13 points and three assists (4-7 FGs, 1-3 3FGs, 4-5 FTs) @LAL (3/15) • Recorded 12 points, five rebounds, three assists and two steals in a career-best 40 minutes vPOR (1/30) • Also had a career-high tying nine rebounds vHOU (3/3), @PHI (3/7) and vPHO (4/7) • **SEASON HIGHS:** 20 pts @CHA (3/28), 9 rebs (4x), 5 assts vBKN (4/4), 3 stls (4x), 2 blks (9x), 7 FGM (2x), 3 3FGM (5x), 5 FTM @DEN (3/11), 40 mins vPOR (1/30).

**PROFESSIONAL CAREER:** In three seasons with Golden State, LA Lakers and the Hawks, has appeared in 203 games (25 starts), averaging 4.5 points and 1.8 rebounds in 12.3 minutes (.419 FG%, .344 3FG%, .605 FT%) • Split time between Golden State and the LA Lakers in **2013-14**, appearing in 67 games (15 starts) and averaging 6.0 points, 1.7 rebounds and 1.4 assists in 13.6 minutes (.429 FG%, .336 3FG%, .606 FT%) • In 23 contests after trade to the Lakers (15 starts), numbers rose to 13.1 points, 3.3 rebounds, 3.1 assists and 1.4 steals in 28.0 minutes, knocking down .451 FGs, .371 3FGs and .644 FTs • In his starts, averaged 13.5 points, 3.5 rebounds, 3.0 assists and 1.3 steals in 28.9 minutes (.444 FG%, .373 3FG%, .655 FT%) • Scored in double figures 22 times (three 20-or-more games), including 20 with the Lakers • Knocked down 33 3FGM in his 23 games with L.A., after making 20 in his career to that point • Appeared in two games with Santa Cruz of the NBA Development League, averaging 19.0 points, 4.0 rebounds, 3.5 assists, 2.0 steals and 1.0 blocks in 32.5 minutes • As a rookie with the Warriors in **2012-13**, put up 2.0 points in 4.4 minutes (61 games) • Scored in double digits twice • Made his NBA debut on 11/9 @LAL, finishing with two rebounds, one assist and two blocks in six minutes • In five separate stints with Santa Cruz of the NBA D-League, totaled 21.6 points, 7.6 rebounds, 2.8 assists and 4.4 steals, hitting .448 FGs and .407 3FGs in 34.0 minutes.

**PLAYOFF HISTORY:** Has played in 25 career playoff games with the Hawks and Golden State, averaging 3.6 points and 2.3 rebounds in 12.8 minutes (.392 FG%, .600 FT%) • Saw action in all 16 postseason contests (two starts) for Atlanta in 2015, putting up 5.4 points and 3.3 rebounds in 19.0 minutes (.423 FG%, .677 FT%), while scoring in double-figures four times • Recorded 10.8 points, 5.3 rebounds, 1.5 assists and 1.0 steals in 26.4 minutes in the Eastern Conference Finals (four games) against Cleveland • Appeared in nine playoff games with the Warriors in 2013, and compiled two points, five rebounds, two assists and a steal in 16 total minutes • **PLAYOFF CAREER HIGHS:** 14 pts @CLE (5/24/15), 8 rebs @CLE (5/26/15), 3 assts (2x), 3 stls @CLE (5/24/15), 4 FGM (2x), 2 3FGM (2x), 6 FTM @CLE (5/24/15), 43 mins @CLE (5/24/15). **COLLEGIATE CAREER:** Appeared in a school-record 140 games (starting 103) in four years at Old Dominion, finishing with career numbers of 10.1 points, 4.6 rebounds, 2.7 assists and 1.8 steals in 26.3 minutes (.447 FG%, .581 FT%) • In his final season (2011-12), put in 15.4 points, 6.1 rebounds, 3.1 assists and 2.1 steals in 31.5 minutes (.407 FG%, .632 FT%) • Is the Conference's all-time leader in steals (250) • Won the Lefty Driesell Award as the nation's top defender after his junior season (2010-11) and was the Colonial Athletic Association Defensive Player of the Year as both a junior and senior • Was part of the winningest class in school history, earning 101 career wins, two conference titles and the inaugural CollegeInsider.com Postseason Tournament (CIT) title.

## CAREER HIGHS

Points	FGM	FGA	3FGM	3FGA	FTM	FTA	Rebounds	Assists	Steals	Blocks	Minutes
23	9	19	9	19	6	10	10	9	6	2	40
Two Times	3/28/14 @MIN	2/25/14 @IND	Two Times	3/4/14 vNOP	2/25/14 @IND	3/6/14 v/LAC	Four Times	3/23/14 v/ORL	3/19/14 v/SAS	11 Times	1/30/15 v/POR

Hawks.com



@ATLHawks

**PERSONAL INFO:** Full name is Kenneth Lamont Bazemore, Jr. and parents are Kenneth and Glynis Bazemore • Has a brother, WyKevin, who was a four-time All-CIAA performer at Winston-Salem State • Majored in human services and criminal justice at ODU • Favorite TV show is "The Blacklist," while his favorite author is Vince Flynn • Former AAU teammate of current Hawks teammate Mike Scott • Named North Carolina Coastal Conference Player of the Year as a senior at Bertie High School, and Roanoke-Chowan Player of the Year his final two years • On twitter @24Bazemore.



## CAREER STATS

### NBA REGULAR SEASON

YEAR, TEAM	GP	MINS	FGM	FGA	PCT.	FTM	FTA	PCT.	REBOUNDS			AST	PF	DQ	STL	BLK	PTS	AVG				
									OFF	DEF	TOT											
12-13, GSW	61	267	43	116	.371	27	44	.614	5	17	22	22	27	0	17	4	123	2.0				
13-14, GSW-LAL	67	911	147	343	.429	66	109	.606	10	107	117	91	102	0	43	13	403	6.0				
14-15, ATL	75	1324	141	331	.426	60	100	.600	21	201	222	78	127	0	52	33	390	5.2				
3 YR. TOT	203	2502	331	790	.419	153	253	.605	36	325	361	191	256	0	112	50	916	4.5				
THREE-POINT FIELD GOALS IN 12-13:					10-34		(294)		THREE-POINT FIELD GOALS IN 14-15:										48-132		(364)	
THREE-POINT FIELD GOALS IN 13-14:					43-128		(336)		CAREER THREE-POINT FIELD GOALS:										101-294		(344)	

### NBA PLAYOFFS

YEAR, TEAM	GP	MINS	FGM	FGA	PCT.	FTM	FTA	PCT.	OFF	DEF	TOT	AST	PF	DQ	STL	BLK	PTS	AVG	
12-13, GSW	9	16	1	8	.125	0	4	.000	1	4	5	2	3	0	1	0	2	0.2	
14-15, ATL	16	303	30	71	.423	21	31	.667	3	50	53	13	25	0	11	9	87	5.4	
2 YR. TOT	25	319	31	79	.392	21	35	.600	4	54	58	15	28	0	12	9	89	3.6	
THREE-POINT FIELD GOALS IN 12-13:					0-1	(000)		THREE-POINT FIELD GOALS IN 14-15:										6-28	(.214)
PLAYOFF THREE-POINT FIELD GOALS: 6-29 (.207)																			

2015-16 Atlanta Hawks Media Guide

Tim Hardaway Jr.

HEIGHT: 6-6  
WEIGHT: 205  
COLLEGE: Michigan  
HIGH SCHOOL: Miami Palmetto Senior, Pinecrest, FL  
BIRTHPLACE: Miami, FL  
BIRTHDATE: March 16, 1992  
NBA EXPERIENCE: 2 years  
CURRENT NBA SEASON: 3rd  
AGE: 23

GUARD  
10




**HOW TIM JOINED THE HAWKS:** Acquired from the New York Knicks on June 25, 2015 in exchange for the draft rights to Jerian Grant, the 19th pick in the 2015 NBA Draft • Originally selected by the Knicks in the first round (24th pick) of the 2013 NBA Draft as an early-entry candidate.

**LAST SEASON (2014-15):** Played in 70 games (30 starts) and averaged 11.5 points, 2.2 rebounds and 1.8 assists in 24.0 minutes (.389 FG%, .342 3FG%, .801 FT%) for New York • Scored in double-figures 41 times, including 10 20-point games • Tallied 14.3 points, 2.8 rebounds and 2.4 assists in 30.0 minutes (.384 FG%, .337 3FG%, .758 FT%) as a starter • Recorded 9.4 points, 1.8 boards and 1.4 assists in 19.5 minutes (.395 FG%, .347 3FG%, .869 FT%) off the bench • Scored a season-best 25 points (9-17 FGs, 5-8 3FGs, 2-2 FTs) and tallied six rebounds, five assists and one block in 35 minutes @CHA (1/24) • **SEASON HIGHS:** 25 pts (2x), 7 rebs (2x), 5 assts (4x), 2 stls v/MIA (2/20), 2 blks @SAC (12/27), 9 FGM (4x), 5 3FGM (4x), 9 FTM v/TOR (12/14), 40 mins @CHI (12/18).

**PROFESSIONAL CAREER:** Appeared in 151 games (31 starts) in two seasons with New York, averaging 10.8 points, 1.8 rebounds and 1.3 assists in 23.5 minutes (.408 FG%, .353 3FG%, .813 FT%) • In **2013-14**, appeared in 81 games (one start) and averaged 10.2 points and 1.5 rebounds in 23.1 minutes (.428 FG%, .363 3FG%, .828 FT%) • Scored in double-figures 40 times, including nine 20-point games • Recorded career-highs in points (29), FGM (11) and 3FGM (six), while posting three rebounds and one assist in 30 minutes off the bench v/CLE (1/30) • Set the Knicks rookie single-season mark for 3FGM (130) • Ranked fourth among NBA rookies in scoring, second in FT%, third in 3FG%, fifth in FG% and sixth in minutes • Scored a game-high 36 points in 24 bench minutes at the 2014 BBVA Compass Rising Stars Challenge at All-Star Weekend in New Orleans • Named to the NBA All-Rookie First Team and finished fifth in media balloting for KIA NBA Rookie of the Year.

**COLLEGIATE CAREER:** Appeared in 107 games (all starts) in three years at Michigan, finishing with career numbers of 14.3 points, 4.1 rebounds and 2.1 assists in 33.3 minutes (.425 FG%, .343 3FG%, .724 FT%) • Appeared in 38 games as a junior (2012-13), and put in 14.5 points, 4.7 rebounds and 2.4 assists in 34.8 minutes (.437 FG%, .374 3FG%, .694 FT%) • Named to the All-Big Ten first team by the coaches, the NABC District 7 first team and the USBWA's All-District V Team • Twice named Big Ten Player of the Week (11/12, 1/21) • Helped lead Michigan to the NCAA Tournament National Championship game for the first time in 20 years • As a sophomore (2011-12) played 34 games, and averaged 14.6 points, 3.8 rebounds and 2.1 assists in 34.2 minutes (.418 FG%, .715 FT%) • An All-Big Ten Third Team selection by the coaches and media • Helped lead Michigan to its first Big Ten title in 26 years • Started 34 contests as a freshman (2010-11), and tallied 13.9 points, 3.8 rebounds, 1.7 assists and 1.0 steals in 30.7 minutes (.420 FG%, .367 3FG%, .765 FT%) • Name to the Big Ten All-Freshman team by the conference coaches and media • Named the Big Ten Freshman of the Week three times (2/28, 2/21, 2/14).

**PERSONAL INFO:** Born in Miami, FL • Full name is Timothy Duane Hardaway Jr. • Son of five-time NBA All-Star and current Pistons Assistant Coach Tim Hardaway • Lists his father along with Michael Jordan, Vince Carter and Tracy McGrady as his favorite players growing up • Member of 2014 USA Men's Select Team that trained with the 2014 USA Basketball Men's National Team in Las Vegas • Three-time All-City performer at Miami Palmetto HS • Played with Team USA at the 2011 FIBA U19 World Championships, averaging 9.4 points per game • Favorite movie is "Dark Knight" • Favorite actors are Will Smith, Will Ferrell, Jim Carrey and Adam Sandler • Favorite actresses are Halle Berry and Jennifer Aniston • Favorite cartoon is "Phineas and Ferb" and likes watching HGTV • On twitter @T\_HardJR.



CAREER STATS

NBA REGULAR SEASON

YEAR, TEAM	GP	MINS	FGM	FGA	PCT.	FTM	FTA	PCT.	REBOUNDS			AST	PF	DQ	STL	BLK	PTS	AVG
									OFF	DEF	TOT							
13-14, NYK	81	1875	294	687	.428	106	128	.828	19	102	121	66	144	1	44	7	824	10.2
14-15, NYK	70	1681	279	717	.389	125	156	.801	12	144	156	127	119	1	20	14	804	11.5
2 YR. TOT	151	3556	573	1404	.408	231	284	.813	31	247	277	193	263	2	64	21	1628	10.8

THREE-POINT FIELD GOALS IN 13-14: 130-358 (.363) CAREER THREE-POINT FIELD GOALS: 251-712 (.353) THREE-POINT FIELD GOALS IN 14-15: 121-354 (.342)

CAREER HIGHS

Points	FGM	FGA	3FGM	3FGA	FTM	FTA	Rebounds	Assists	Steals	Blocks	Minutes
29	11	19	6	12	9	9	7	5	3	2	45
1/30/14	1/30/14	Two	1/30/14	1/30/14	12/14/14	Two	Two	Four	Four	Two	2/21/14
v/CLE	v/CLE	Times	v/CLE	v/CLE	v/TOR	Times	Times	Times	Times	Times	@ORL



# Justin Holiday

HEIGHT: 6-6  
WEIGHT: 185  
COLLEGE: Washington  
HIGH SCHOOL: Campbell Hall, Studio City, CA  
BIRTHPLACE: Mission Hills, CA  
BIRTHDATE: April 5, 1989  
AGE: 26

GUARD  
7



**HOW JUSTIN JOINED THE HAWKS:** Signed as a free agent by the Hawks to a multi-year contract on July 9, 2015 • Signed as an undrafted free agent by the Cleveland Cavaliers on October 1, 2012 and was waived on October 10, 2012 • Signed as a free agent by the Portland Trail Blazers on October 12, 2012 and waived on October 26, 2012 • Signed as a free agent by the Philadelphia 76ers to a multi-year contract on April 1, 2013 and placed on waivers on August 13, 2013 • Signed as a free agent with the Utah Jazz on September 30, 2013 and was placed on waivers on October 26, 2013 • Signed as a free agent with the Golden State Warriors on September 8, 2014.

**LAST SEASON (2014-15):** Played in 59 games (four starts) and averaged 4.3 points and 1.2 rebounds in 11.1 minutes (.387 FG%, .321 3FG%, .822 FT%) for Golden State • Scored in double-figures eight times, including one 20-point outing • Made first career start and scored a career-best 23 points (9-16 FGs, 5-7 3FGs), while posting three rebounds, one assist, one steal and one block in a career-high 36 minutes @DEN (3/13) • Started one game for the Santa Cruz Warriors of the NBA Developmental League and scored 26 points to go with six rebounds, four assists, two blocks and one steal in 36 minutes on @LAD (11/14) • **SEASON HIGHS:** 23 pts @DEN (3/13), 4 rebs (4x), 5 assts v/ATL (3/18), 5 stls @UTA (1/13), 1 blk (12x), 9 FGM @DEN (3/13), 5 3FGM @DEN (3/13), 6 FTM (2x), 36 mins @DEN (3/13).

**PROFESSIONAL CAREER:** Has played in 68 games (four starts) in two NBA seasons, splitting time between Philadelphia and Golden State, and averaging 4.4 points and 1.3 rebounds in 11.8 minutes (.378 FG%, .312 3FG%, .811 FT%) • Has appeared in 48 games (43 starts) for the NBA Development League, with the Idaho Stampede and Santa Cruz Warriors, averaging 17.5 points, 5.3 rebounds, 2.5 assists, 2.4 steals and 1.2 blocks in 34.7 minutes (.422 FG%, .414 3FG%, .810 FT%) • In 2013-14, appeared in 50 games (38 starts) with Szolnoki Olaj in Hungary and averaged 12.2 points, 4.6 rebounds, 1.8 assists and 1.3 steals in 27.5 minutes (.430 FG%, .404 3FG%, .806 FT%) • Helped Szolnoki Olaj become the Hungarian League Champion • Played in nine games in 2012-13 (with Philadelphia), and tallied 4.7 points, 1.7 assists and 1.6 rebounds in 15.8 minutes (.333 FG%, .750 FT%) • Scored in double-figures once • Appeared in 47 games (42 starts) for the Idaho Stampede of the NBA Development League, and recorded 17.3 points, 5.3 rebounds, 2.5 assists, 2.4 steals and 1.2 blocks in 34.7 minutes (.421 FG%, .412 3FG%, .816 FT%) • Named to the All D-League 3rd Team and the All-Defensive 2nd Team • Played in 46 games (15 starts) for Okapi Aalstar of the Belgium League in 2011-12, and averaged 7.4 points, 3.0 rebounds, 1.4 assists and 1.2 steals in 22.9 minutes (.398 FG%, .342 3FG%, .750 FT%) • Helped Okapi Aalstar win the Belgium Cup Championship.

**PLAYOFF HISTORY:** Appeared in five postseason games for the NBA Champion Golden State Warriors in the 2015 playoffs, and averaged 0.6 points, 0.2 assists and 0.2 rebounds in 2.2 minutes (1-2 FGs, 1-1 3FGs) • **PLAYOFF CAREER HIGHS:** 3 pts @MEM (5/11/15), 1 reb @HOU (5/23/15), 1 asst @HOU (5/23/15), 1 FGM @MEM (5/11/15), 1 3FGM @MEM (5/11/15), 4 mins @HOU (5/23/15).

**COLLEGIATE CAREER:** Appeared in 123 games (56 starts) in four years at Washington, finishing with career numbers of 5.3 points, 3.6 rebounds and 1.5 assists in 25.3 minutes (.443 FG%, .343 3FG%, .736 FT%) • As a senior (2010-11) started all 35 games, and put in 10.5 points, 5.2 rebounds, 2.1 assists and 1.2 steals in 28.3 minutes (.465 FG%, .359 3FG%, .772 FT%) • Scored 10-plus points in 20 games and began the season with 10-or-more points in eight consecutive contests • Named the Pac-10 Defensive Player of the Year by Netscouts Basketball • A member of the 2010 Pac-10 All-Defensive Team • In his junior season (2009-10) played in 34 games (21 starts), and averaged 5.9 points, 4.5 rebounds, 1.8 assists and 1.0 steals in 22.2 minutes (.422 FG%, .333 3FG%, .800 FT%) • Helped lead the 11th seeded Huskies to the Sweet 16 • Averaged 9.0 points, 5.3 rebounds, 1.7 assists, 2.7 steals and 2.0 blocks in 27.3 minutes in the NCAA Tournament • Named to the Pac-10 All-Defensive Team • As a sophomore (2008-09) played in 35 games, and posted 2.1 points, 2.5 rebounds and 1.2 assists in 15.6 minutes (.441 FG%, .619 FT%) • Appeared in 19 games as a freshman (2007-08), averaging 1.3 rebounds in 6.6 minutes.

## CAREER HIGHS

Points	FGM	FGA	3FGM	3FGA	FTM	FTA	Rebounds	Assists	Steals	Blocks	Minutes
23	9	16	5	7	6	6	4	5	5	1	36
3/13/15	3/13/15	3/13/15	3/13/15	3/13/15	3/13/15	3/13/15	4	5	5	1	3/13/15
@DEN	@DEN	@DEN	@DEN	Two Times	Two Times	Two Times	Four Times	3/18/15	1/13/15	12 Times	3/13/15 @DEN

Hawks.com



/Hawks



@ATLHawks

**PERSONAL INFO:** Born in Mission Hills, CA • Wife's name is Shekinah • Younger brother, Jrue, is an All-Star point guard for the New Orleans Pelicans • Sister Lauren played basketball at UCLA, where she was a teammate of Kyle Korver's cousin Kari • Favorite TV show is "Dexter," while top movie is "Avatar" • Nicknamed "The Fireman" by college teammates for his ability to put out fires on the court with defensive intensity and rebounding • Averaged 19.1 points, 9.5 rebounds and 2.0 blocks as a senior at Campbell Hall High School in North Hollywood • Led Campbell Hall to the state Class IV championship his senior year • Also lettered in football in high school • Twitter handle is @JustHolla7.



## CAREER STATS

### NBA REGULAR SEASON

YEAR, TEAM	GP	MINS	FGM	FGA	PCT.	FTM	FTA	PCT.	— REBOUNDS —			AST	PF	DQ	STL	BLK	PTS	AVG
									OFF	DEF	TOT							
12-13, PHI	9	142	16	48	.333	6	8	.750	0	14	14	15	7	0	3	6	42	4.7
14-15, GSW	59	657	91	235	.387	37	45	.822	12	61	73	48	54	0	40	12	254	4.3
2 YR. TOT	68	799	107	283	.378	43	53	.811	12	75	87	63	61	0	43	18	296	4.4

THREE-POINT FIELD GOALS IN 12-13: 4-16 (.250)

CAREER THREE-POINT FIELD GOALS: 39-125 (.312)

THREE-POINT FIELD GOALS IN 14-15: 35-109 (.321)

### NBA PLAYOFFS

YEAR, TEAM	GP	MINS	FGM	FGA	PCT.	FTM	FTA	PCT.	REBOUNDS			AST	PF	DQ	STL	BLK	PTS	AVG
									OFF	DEF	TOT							
14-15, GSW	5	11	1	2	.500	0	0	----	0	1	1	1	1	0	0	0	3	0.6

PLAYOFF THREE-POINT FIELD GOALS: 1-1 (1.000)

2015-16 Atlanta Hawks Media Guide

# Al Horford

HEIGHT: 6-10  
WEIGHT: 245  
COLLEGE: Florida  
HIGH SCHOOL: Grand Ledge, Grand Ledge, MI  
BIRTHPLACE: Puerto Plata, Dominican Republic  
BIRTHDATE: June 3, 1986 AGE: 29

FWD/CTR

15



**HOW AL JOINED THE HAWKS:** Re-signed to a multi-year contract extension by the Hawks on November 1, 2010  
• Selected as the third overall pick in the first round of the 2007 NBA Draft, Horford was an early-entry candidate.

**LAST SEASON (2014-15):** Saw action in 76 games (all starts), averaging 15.2 points, 7.2 rebounds, 3.2 assists and 1.3 blocks in 30.5 minutes (.538 FG%, .759 FT%), while being named to his third NBA All-Star Game • Ranked sixth in the NBA in FG%, 117th in FGM (519), 122nd in bpg and 138th in rpg • Scored in double-figures 65 times • Had 14 double-doubles (seven 20-point/10-rebound games), including one triple-double • Recorded his first career triple-double with 21 points, 10 rebounds, a career-high tying 10 assists and one block (8-10 FGs, 5-6 FTs) @PHI (1/13) • Named NBA Eastern Conference Player of the Week twice (12/15-12/21 and 1/12-1/18) • Named Kia NBA co-Eastern Conference Player of the Month for Jan. • Missed one game due to illness (12/30) and one due to family reasons (2/28) • **SEASON HIGHS:** 28 pts @MIN (2/9), 16 rebs @DET (1/9), 10 assts @PHI (1/13), 5 stls @LAL (3/15), 4 blks v/CHA (4/10), 11 FGM (6x), 1 3FGM (11x), 6 FTM (4x), 37 mins @CHA (11/7).

**PROFESSIONAL CAREER:** Through eight years in the league, has played in 496 games (492 starts), averaging 14.2 points, 9.2 rebounds, 2.7 assists, 1.2 blocks and 0.8 steals in 33.7 minutes (.541 FG%, .738 FT%) • A three-time All-Star • Those career averages have only been reached by Kareem Abdul-Jabbar, Shaquille O'Neal, Dwight Howard and Artis Gilmore, according to Elias Sports Bureau • Ranks second in franchise history in FG% (.541), seventh in defensive rebounds (2,906) and blocks (478), and 10th in rebounds per game (9.5) • Averaged 18.6 points, 8.4 rebounds, 2.6 assists and 1.5 blocks in 33.0 minutes (.567 FG%, .364 3FG%, .682 FT%), appearing in 29 games (all starts) in **2013-14** • Hit double figures 28 times, including 13 20-point outings (one 30-point game) • Missed the final 53 games due to a torn right pectoral muscle (12/28-4/16) and subsequent surgery (12/31) • In **2012-13**, played and started in 74 contests, and averaged 17.4 points, career-best 10.2 rebounds, 3.2 assists, 1.1 blocks and 1.1 steals in 37.2 minutes (.543 FG%, .500 3FG%, .644 FT%) • Appeared in 11 contests (all starts) in **2011-12**, averaging 12.4 points, 7.0 rebounds, 2.2 assists, 1.3 blocks and 0.9 steals in 31.6 minutes (.553 FG%, .733 FT%) • Missed 55 games due to a torn left pectoral muscle (suffered 1/11 @IND) and subsequent surgery • In 77 games in **2010-11**, posted averages of 15.3 points, 9.3 rebounds, 3.5 assists, 1.0 blocks and 0.8 steals (.557 FG%, .500 3FG%, .798 FT%) • Ranked fifth in the NBA in FG%, 28th in blocks and 16th in efficiency (22.5) • Named Third-Team All-NBA, and earned his second straight All-Star appearance • **2009-10:** Had an outstanding season, becoming the first Hawks draft pick to earn an All-Star berth since Kevin Willis • Contributed 14.2 points, 9.9 rebounds, 2.3 assists, 1.1 blocks and 0.7 steals in 35.1 minutes (.551 FG%, .789 FT%), appearing in 81 games • Started all 67 games he played in **2008-09**, averaging 11.5 points, 9.3 rebounds, 2.4 assists, 1.4 blocks and 0.8 steals in 33.5 minutes (.525 FG% - 15th in the NBA, .727 FT%) • The only player unanimously selected to the NBA All-Rookie First Team (and runner-up for Rookie of the Year honors) in **2007-08**, Horford nearly averaged a double-double during his first year • Became the first Atlanta draftee to earn first team honors since Stacey Augmon in 1991-92 • Averaged 10.1 points, 9.7 rebounds, 1.5 assists, 0.9 blocks, 0.7 steals and 31.4 minutes in 81 games (77 starts) • Led all first-year players in rpg, double-doubles (25) and efficiency (16.5).

**PLAYOFF HISTORY:** Has appeared in 64 playoff games for Atlanta (63 starts), totaling 12.9 ppg, 8.7 rpg, 3.0 apg and 1.2 bpg (.486 FG%, .745 FT%) • Posted 14.4 points, 8.6 rebounds, 3.7 assists and 1.4 blocks in 32.6 minutes (.507 FG%, .750 FT%) while starting all 16 playoff games in 2015 • Averaged a double-double (14.3 points, 10.0 rebounds, 3.8 assists, 1.2 blocks and 1.0 steals) in the First Round series vs. Brooklyn, and followed it up with a team-leading 16.8 points, 9.8 rebounds and 2.3 blocks (also 4.3 assists and 1.0 steals) in the Eastern Conference Semifinals win over Washington • Played and started in all six games of the Hawks' 2013 first-round postseason loss to Indiana, averaging 16.7 points, 8.8 rebounds, 3.0 assists and 1.0 steals in 36.3 minutes (.494 FG%, .667 FT%) • Played in three games of the 2012 first-round loss to Boston and averaged 15.3 points, 8.3

## CAREER HIGHS

Points	FGM	FGA	3FGM	3FGA	FTM	FTA	Rebounds	Assists	Steals	Blocks	Minutes
34	15	24	2	2	10	13	22	10	5	1	53
Two Times	12/13/13 v/WAS	2/4/15 v/WAS	3/1/13 @PHO	2 Times	10 Times	11/11/08 @CHI	Two Times	Two Times	Three Times	1/17/11 v/SAC	11/16/07 v/SEA


Hawks.com



rebounds, 2.7 assists, 1.3 steals and 1.3 blocks in 36.0 minutes (.588 FG%, .750 FT%) • In starting all 12 postseason contests in 2011 against Orlando and Chicago, compiled 11.3 points, 9.6 rebounds, 3.5 assists and 1.0 blocks in 39.0 minutes (.423 FG%, .769 FT%) • Started all 11 contests in the 2010 postseason vs. Milwaukee and Orlando, and averaged 14.6 points, 9.0 rebounds, 1.8 assists and 1.7 blocks in 35.3 minutes (.523 FG%, .839 FT%) • Played and started in nine contests in the 2009 Playoffs against Miami and Cleveland, and averaged 6.9 points, 5.8 rebounds and 2.0 assists in 28.0 minutes (.424 FG%, .667 FT%) • Against Boston (2008), averaging 12.6 points, 10.4 rebounds, 3.6 assists and 1.0 blocks (.472 FG%, .741 FT%) • Became the 24th rookie in NBA history (first Hawk) to put up at least 20 points and 10 rebounds in his playoff debut • **PLAYOFF CAREER HIGHS:** 26 pts v/IND (4/27/13), 17 rebs v/WAS (5/3/15), 7 assts (2x), 3 stls (3x), 5 blks (2x), 46 mins @BOS (5/10/12), 12 FGM v/IND (4/27/13), 1 3FGM (3x), 6 FTM (4x).

**COLLEGIATE CAREER:** Horford capped off an outstanding collegiate career by helping the Florida Gators to their second straight national championship in 2007 • Played in 109 games (103 starts), averaging 10.3 points, 7.9 rebounds and 1.7 blocks, hitting .586 FGs and .624 FTs • In his junior campaign (2006-07), in the title game, his 18 points and 12 rebounds led the Gators to an 84-75 victory over Ohio State (at the Georgia Dome), as he earned All-Tournament honors for the second consecutive year • Third team All-America (by the Associated Press) and first team All-Southeastern Conference • Took home SEC Tournament MVP honors • As a sophomore (2005-06), tallied 11.3 points, a team-high 7.7 rebounds (sixth in the SEC) and 1.7 blocks (also sixth in the conference), as the Gators won the school's first-ever NCAA basketball championship • As a freshman (2004-05), averaged 5.6 points, 6.6 rebounds and 1.6 blocks (.480 FG%, .582 FT%) in 32 games.

**PERSONAL INFO:** Born in Puerto Plata, Dominican Republic • Married 2003 Miss Universe Amelia Vega in Santo Domingo (DR) on December 24, 2011 • They have one son – Ean • His parents are Alfredo "Tito" Horford and Arellis Reynoso • Tito played four years in the NBA with Milwaukee (1988-90) and Washington (1993-94) • Has three brothers and two sisters • Brother Jon played at Florida in 2014-15 as a graduate transfer after spending his first four years at Michigan • Jon was a member of the Hawks' entry in the 2015 NBA Summer League in Las Vegas • Has continued work towards his degree since leaving Gainesville • Has hosted youth basketball camps in Atlanta, Michigan and the Dominican Republic • The first player in the league to co-direct a night of programming at Atlanta's NBA TV studios • A two-time winner of the NBA's Community Assist Award (February '08 and March '11) • In 2011, donated \$23,000 to Direct Relief International to help the people of Japan recover from the tsunami and earthquake • Has hosted holiday parties for underprivileged kids • Supports Atlanta-area Hispanic youth groups, including the STAR House and La Amistad, where he has conducted Reading Timeouts and donated tickets to Hawks games • Earned the Jason Collier Memorial Trophy at the end of the '09 season • Loves all types of music and is a very good ping-pong player • Considers his mom the person he admires the most • His favorite movie is "Dark Knight Rises" and top TV show is "Homeland" • Wears size 17 basketball shoes • Is on twitter @Al\_Horford.



## CAREER STATS

### NBA REGULAR SEASON

YEAR, TEAM	GP	MINS	FGM	FGA	PCT.	FTM	FTA	PCT.	REBOUNDS			AST	PF	DQ	STL	BLK	PTS	AVG
									OFF	DEF	TOT							
07-08, ATL	81	2360	333	668	.499	155	212	.731	248	537	785	124	267	1	60	76	821	10.1
08-09, ATL	67	2242	312	594	.525	149	205	.727	145	479	624	163	190	0	53	95	773	11.5
09-10, ATL	81	2845	467	847	.551	213	270	.789	236	563	799	189	225	1	59	91	1148	14.2
10-11, ATL	77	2704	513	921	.557	150	188	.798	182	536	718	266	193	0	59	80	1178	15.3
11-12, ATL	11	348	57	103	.553	22	30	.733	26	51	77	24	21	1	10	14	136	12.4
12-13, ATL	74	2756	576	1060	.543	134	208	.644	195	562	757	240	163	2	78	78	1289	17.4
13-14, ATL	29	958	238	420	.567	58	85	.682	66	178	244	76	56	0	27	44	538	18.6
14-15, ATL	76	2318	519	965	.538	107	141	.759	131	413	544	244	121	0	68	98	1156	15.2
8 YR, TOT	496	16711	3015	5578	.541	988	1339	.738	1229	3319	4548	1326	1236	5	414	576	7039	14.2

THREE-POINT FIELD GOALS IN 07-08: 0-5 (.000)  
THREE-POINT FIELD GOALS IN 08-09: 0-1 (.000)  
THREE-POINT FIELD GOALS IN 09-10: 1-1 (1.000)  
THREE-POINT FIELD GOALS IN 10-11: 2-4 (.500)

THREE-POINT FIELD GOALS IN 11-12: 0-1 (.000)  
THREE-POINT FIELD GOALS IN 12-13: 3-6 (.500)  
THREE-POINT FIELD GOALS IN 13-14: 4-11 (.364)  
THREE-POINT FIELD GOALS IN 14-15: 11-36 (.306)

CAREER THREE-POINT FIELD GOALS: 21-65 (.323)

### NBA PLAYOFFS

YEAR, TEAM	GP	MINS	FGM	FGA	PCT.	FTM	FTA	PCT.	REBOUNDS			AST	PF	DQ	STL	BLK	PTS	AVG
									OFF	DEF	TOT							
07-08, ATL	7	277	34	72	.472	20	27	.741	22	51	73	25	26	1	3	7	88	12.6
08-09, ATL	9	252	25	59	.424	12	18	.667	12	40	52	18	26	0	6	6	62	6.9
09-10, ATL	11	386	67	128	.523	26	31	.839	28	71	99	20	26	1	8	19	161	14.6
10-11, ATL	12	468	58	137	.423	20	26	.769	25	90	115	42	33	0	5	12	136	11.3
11-12, ATL	3	108	20	34	.588	6	8	.750	5	20	25	8	11	0	4	4	46	15.3
12-13, ATL	6	218	41	83	.494	18	27	.667	12	41	53	18	17	0	6	5	100	16.7
14-15, ATL	16	522	107	211	.507	15	20	.750	40	98	138	59	34	0	13	23	231	14.4
7 YR, TOT	64	2233	352	724	.486	117	157	.745	144	411	555	190	182	2	45	76	824	12.9

THREE-POINT FIELD GOALS IN 08-09: 0-1 (.000)  
THREE-POINT FIELD GOALS IN 09-10: 1-1 (1.000)

THREE-POINT FIELD GOALS IN 10-11: 0-2 (.000)  
THREE-POINT FIELD GOALS IN 14-15: 2-9 (.222)

CAREER THREE-POINT FIELD GOALS: 3-13 (.231)

# Kyle Korver

HEIGHT: 6-7  
WEIGHT: 212  
COLLEGE: Creighton  
HIGH SCHOOL: Pella, Pella, IA  
BIRTHPLACE: Lakewood, CA  
BIRTHDATE: March 17, 1981  
AGE: 34

GUARD  
26



**HOW KYLE JOINED THE HAWKS:** Signed a new contract with the Hawks on July 12, 2013 • Acquired by the Hawks from the Chicago Bulls in exchange for cash considerations on July 16, 2012 • Originally selected by the Nets in the second round (51st pick) of the 2003 NBA Draft • Traded to the Philadelphia 76ers on draft night (6/26/03) in exchange for cash considerations • Re-signed with the 76ers on August 2, 2005 • Traded by the 76ers to the Utah Jazz in exchange for Gordan Giricek and a first-round pick on December 29, 2007 • Signed as a free agent by the Bulls on July 13, 2010.

**LAST SEASON (2014-15):** Posted 12.1 points, 4.1 rebounds and 2.6 assists in 32.2 minutes (.487 FG%, .492 3FG%, .898 FT%) in 75 games (all starts) • Named to his first NBA All-Star Game and also competed in the Foot Locker Three-Point Contest during All-Star Weekend • Ranked first in the NBA in 3FG% and third in 3FGM (221), tied for second on Atlanta's all-time single season chart) • Also ranked sixth in the league in +/- ratio (+624) • Scored in double-figures 49 times, including seven 20-point outings • Team leader in 3FG%, 3FGM and FT%, while ranking tied for second in FG%, and fifth in ppg and rpg • Set a Hawks franchise record and a new personal best with 50 consecutive FTM (11/7-12/22) • Hit at least one 3FG in 51 consecutive games played (11/26-3/13), the second longest streak of his career • Named Kia NBA co-Eastern Conference Player of the Month for Jan. • Missed three games due to a broken nose (3/16-3/20) • **SEASON HIGHS:** 27 pts v/NYK (11/8), 10 rebs v/UTA (11/12), 7 assts v/MIA (11/14), 4 stls @MIA (2/28), 3 blks (2x), 8 FGM v/BOS (12/2), 7 3FGM @CHI (1/17), 7 FTM (3x), 45 mins @CHA (11/7).

**PROFESSIONAL CAREER:** Has appeared in 884 career games (316 starts) in 12 seasons with Philadelphia, Utah, Chicago and Atlanta, and holds career averages of 10.0 points, 3.1 rebounds and 1.8 assists in 26.2 minutes (.442 FG%, .432 3FG% - sixth in NBA history, .881 FT%) • Ranked first in the NBA in 3FG% and third in 3FGM (221) in 2014-15 after also leading the league in 3FG% (.472) the previous season • In 2009-10, led the league in 3FG% at .536 (59-110 3FGM), establishing the NBA single season three-point shooting record • Led the NBA in FT% and ranked ninth in 3FG% in 2006-07 • The only player in history to lead the league in 3FG% three times • Owns 1,729 career 3FGs (11th in NBA history), including 595 as a Hawk (fourth on the all-time franchise list) • Has made at least one three-pointer in 213-of-220 games played in a Hawks uniform • An All-Star in 2014-15 • Played in 71 games, all starts, in **2013-14**, averaging 12.0 points, 4.0 rebounds, 2.9 assists and 1.0 steals in 33.9 minutes (.475 FG%, .472 3FG%, .926 FT%) • Ranked first in the NBA in 3FG% and 12th in 3FGM (185) • Scored in double-figures 42 times (seven 20-point outings) • His 127 consecutive games (11/4-12-3/2/14) with at least one 3FGM is an NBA record (broke Dana Barros' mark of 89 v/CLE on 12/6) • Tied his career-high (and his own Philips Arena record) with eight 3FGM v/SAC (12/18), finishing with 28 points • Missed four games due to a rib contusion (11/27-12/2) and six due to back spasms (3/21-3/29) • In his first season with the Hawks in **2012-13**, compiled 10.9 points, 4.0 rebounds, 2.0 assists and 1.0 steals in 30.5 minutes (.461 FG%, .457 3FG%, .859 FT%), ranking second in the NBA in 3FG% and fourth in makes (189) • His 189 three-pointers made was the fourth-best season total in franchise history • Appeared in 65 games (seven starts) with the Bulls in **2011-12**, and averaged 8.1 points, 2.4 rebounds and 1.7 assists in 22.6 minutes (.432 FG%, .435 3FG% (10th in the NBA), .833 FT%) • In **2010-11**, for the third time in his career, appeared in 82 games, and averaged 8.3 points, 1.8 rebounds and 1.5 assists in 20.1 minutes (.434 FG%, .415 3FG%, .885 FT%) • Appeared in 52 games with the Jazz in **2009-10**, and averaged 7.2 points and 2.1 rebounds • Led the NBA in three-point shooting at .536 (59-110 3FGM), setting the NBA single season three-point shooting record • In **2008-09**, appeared in 78 games (two starts), and averaged 9.0 points, 3.3 rebounds and 1.8 assists (.438 FG%, .386 3FG%, .882 FT%) • Made a team-high 103 3FGs • Split time between the 76ers and Jazz in **2007-08**, and posted 9.9 points, 2.3 rebounds and 1.3 assists in 75 games (all as a reserve) • In his last full year in Philadelphia (**2006-07**), appeared in 74 games (one start), and averaged a career-high 14.4 points • Led the NBA in free throw percentage and ranked ninth in three-point shooting • In 82 games (43 starts) in **2005-06**, tallied 11.5 points, 3.3 rebounds and 2.0 assists in 31.3 minutes • In **2004-05**, appeared in 82 games (57 starts), and averaged 11.5 points, 4.6 rebounds and 2.2 assists • Set the Sixers record for three-pointers made (226) and attempted (558) • Led the league in three-pointers made • As a rookie in **2003-04**, averaged 4.5 points and 1.5 rebounds in 74 games (.352 FG%, .391 3FG%, .792 FT%).

**PLAYOFF HISTORY:** Has participated in 81 playoff contests (30 starts) with the Hawks, Philadelphia, Utah and Chicago, and averaged 8.6 points, 2.7 rebounds and 1.3 assists (.410 FG%, .377 3FG%, .880 FT%) in 25.6 minutes • Started the first 14 games

## CAREER HIGHS

Points	FGM	FGA	3FGM	3FGA	FTM	FTA	Rebounds	Assists	Steals	Blocks	Minutes
31	11	20	8	15	10	10	11	9	0	4	48
Two Times	Two Times	1/2/07 @DEN	1/1/05 @MIL	3/1/05 @MIL	2/25/06 v/CHI	2/25/06 v/CHI	Two Times	Two Times	3/4/05 v/CLE	2/1/08 @WAS	Four Times

Hawks.com



of the 2015 playoffs for Atlanta before suffering a right ankle sprain in Game 2 of the Eastern Conference Finals against Cleveland and missing the final two contests • Tallied 11.1 points, 5.0 rebounds, 2.4 assists, 1.4 steals and 1.1 blocks in 37.5 minutes (.391 FG%, .355 3FG%, .813 FT%) • Started all seven games in the 2014 postseason vs. Indiana, and averaged 13.4 points and 5.3 rebounds in 35.7 minutes (.455 FG%, .426 3FG%, .917 FT%) • In the 2013 first round series against the Pacers, played in six games (two starts), averaging 10.2 points and 3.3 rebounds in 29.5 minutes (.388 FG%, .353 3FG%, .917 FT%) • In the 2012 postseason with Chicago against Philly, put up 3.8 points, 1.7 rebounds and 1.5 assists (.409 FG%, .308 3FG%, .500 FT%) • During Chicago's 2011 playoff run, came off the bench in all 16 contests, averaging 6.6 points, 1.2 rebounds and 1.1 assists (.388 FG%, .423 3FG%, 7-7 FTs) • Saw action in 10 games off the bench for Utah in the 2010 postseason, averaging 8.3 points, 1.3 assists and 1.1 rebounds (.525 FG%, .478 3FG%, .889 FT%) in 21.0 minutes • Played in five playoff games (two starts) for the Jazz in 2009, putting up 10.6 points, 2.6 assists and 2.2 rebounds in 27.2 minutes (.391 FG%, .462 3FG%, .714 FT%) • Came off the bench in 12 postseason outings for Utah in 2008, averaging 7.8 points and 2.2 rebounds in 21.6 minutes (.411 FG%, .920 FT%) • Averaged 5.0 points, 2.6 rebounds and 1.6 assists 29.2 minutes in five games (all starts) for Philadelphia in 2005 postseason • **PLAYOFF CAREER HIGHS:** 23 pts v/LAL (5/8/10), 11 rebs @BKN (4/27/15), 6 assts v/DEN (4/23/10), 6 stls v/WAS (5/13/15), 3 blks v/WAS (5/5/15), 9 FGM v/LAL (5/8/10), 6 3FGM @BKN (5/1/15), 6 FTM (2x), 45 mins (2x).

**COLLEGIATE CAREER:** Averaged 14.1 points and 5.2 rebounds, while hitting .453 from the three-point line in four years at Creighton (1999-03) • Appeared in 128 games • Was named Second Team All-America by Associated Press following his senior season, and received Honorable Mention All-America honors from the AP as a junior • Finished his career as the school and Missouri Valley Conference leader with 371 three-pointers • Ranked fifth all-time at Creighton in scoring (1,801) and first in three-point field goals made, attempted and percentage, and free throw percentage • Became the first player in school-history to appear in four consecutive NCAA Tournaments • Became one of six players to repeat as MVC Player of the Year.

**PERSONAL INFO:** Born in Lakewood, CA, and grew up in Pella, Iowa • Married to Juliet, and they have a daughter, Kyra and a son, Knox • Parents are Kevin and Laine Korver, and he has three brothers: Kaleb, Klayton and Kirk • Klayton played at Drake, Kaleb played at Creighton, and Kirk played at Missouri-Kansas City • His cousin Kari plays at UCLA • Kyle's father, mother and two uncles played at Central College in Pella, Iowa, and his mother once scored 74 points in a high school game • Owns Seer Outfitters, a clothing brand which donates 100% of its profits to support organizations and causes throughout the country • Was a finalist in 2013 and 2014 for the NBA's prestigious J. Walter Kennedy Citizenship Award • Established the Kyle Korver Foundation in 2006 • Had his No. 25 jersey retired by Pella High School • Majored in Visual Communications at Creighton • Is an avid golfer, having twice competed in the Utah Open on sponsor exemptions • Other hobbies include ping pong, bowling, horseshoes, croquet, pool and Frisbee golf • Favorite movie is "Braveheart" • Looked up to Magic Johnson and Larry Bird as role models • Enjoys watching football and golf • Top vacation spot is Turks and Caicos • Wears size 13.5 Nike • Is on twitter @KyleKorver.



## CAREER STATS

### NBA REGULAR SEASON

YEAR, TEAM	GP	MIN	FGM	FGA	PCT.	FTM	FTA	PCT.	OFF	DEF	TOT	AST	PF	DQ	STL	BLK	PTS	AVG
03-04, PHIL	74	882	115	327	.352	19	24	.792	30	81	111	40	102	2	25	8	330	4.5
04-05, PHIL	82	2667	317	759	.418	82	96	.854	40	339	379	182	265	2	103	33	942	11.5
05-06, PHIL	82	2563	327	761	.430	101	119	.849	27	243	270	163	224	1	65	26	939	11.5
06-07, PHIL	74	2288	372	845	.440	191	209	.914	30	229	259	105	188	1	57	20	1067	14.4
07-08, PHIL-UTAH	75	1733	255	575	.443	119	130	.915	21	151	172	101	192	2	42	29	740	9.9
08-09, UTAH	78	1874	245	560	.438	112	127	.882	35	223	258	137	170	0	47	30	705	9.0
09-10, UTAH	52	952	138	280	.493	39	49	.796	10	101	111	89	76	0	26	12	374	7.2
10-11, CHI	82	1649	242	557	.434	77	87	.885	12	138	150	124	156	0	35	20	681	8.3
11-12, CHI	65	1469	178	412	.432	55	66	.833	26	133	159	112	110	0	36	15	529	8.1
12-13, ATL	74	2259	277	601	.461	67	78	.859	23	270	293	146	170	1	70	37	810	10.9
13-14, ATL	71	2409	289	609	.475	87	94	.926	22	260	282	208	147	0	70	24	850	12.0
14-15, ATL	75	2418	292	600	.487	106	118	.898	15	289	304	196	140	1	52	42	911	12.1
12 YR. TOT	884	23161	3047	6886	.442	1055	1197	.881	291	2457	2748	1603	1940	10	628	296	8878	10.0
THREE-POINT FIELD GOALS IN 03-04:				81-207				(.391)									59-110	(.415)
THREE-POINT FIELD GOALS IN 04-05:				226-558				(.405)									120-289	(.415)
THREE-POINT FIELD GOALS IN 05-06:				184-438				(.420)									118-271	(.435)
THREE-POINT FIELD GOALS IN 06-07:				132-307				(.430)									189-414	(.457)
THREE-POINT FIELD GOALS IN 07-08:				111-296				(.375)									185-392	(.472)
THREE-POINT FIELD GOALS IN 08-09:				103-267				(.386)									221-449	(.492)
CAREER THREE-POINT FIELD GOALS: 1729-3998 (.432)																		

### NBA PLAYOFFS

REBOUNDS																		
YEAR, TEAM	GP	MIN	FGM	FGA	PCT.	FTM	FTA	PCT.	OFF	DEF	TOT	AST	PF	DQ	STL	BLK	PTS	AVG
04-05, PHIL	5	147	8	28	.286	2	2	1.000	3	10	13	8	18	0	4	1	25	5.0
07-08, UTAH	12	259	30	73	.411	23	25	.920	5	21	26	7	28	0	4	8	94	7.8
08-09, UTAH	5	136	18	46	.391	5	7	.714	2	9	11	13	9	0	3	1	53	10.6
09-10, UTAH	10	210	32	61	.525	8	9	.889	0	11	11	13	22	0	5	0	83	8.3
10-11, CHI	16	276	38	98	.388	7	7	1.000	1	18	19	17	35	0	8	3	105	6.6
11-12, CHI	6	94	9	22	.409	1	2	.500	1	9	10	9	10	0	3	3	23	3.8
12-13, ATL	6	177	19	49	.388	11	12	.917	0	20	20	4	14	0	2	4	61	10.2
13-14, ATL	7	250	30	66	.455	11	12	.917	2	35	37	5	15	0	4	2	94	13.4
14-15, ATL	14	526	52	133	.391	13	16	.813	1	69	70	33	27	0	20	15	156	11.1
9 YR. TOT	81	2075	236	576	.410	81	92	.880	15	202	217	109	178	0	53	37	694	8.6
THREE-POINT FIELD GOALS IN 04-05:																	4-13	(.308)
THREE-POINT FIELD GOALS IN 07-08:																	12-34	(.353)
THREE-POINT FIELD GOALS IN 08-09:																	23-54	(.426)
THREE-POINT FIELD GOALS IN 09-10:																	39-110	(.355)
THREE-POINT FIELD GOALS IN 10-11:																	141-374	(.377)
THREE-POINT FIELD GOALS IN 11-12:																		
THREE-POINT FIELD GOALS IN 12-13:																		
THREE-POINT FIELD GOALS IN 13-14:																		
THREE-POINT FIELD GOALS IN 14-15:																		
PLAYOFF THREE-POINT FIELD GOALS:																		

2015-16 Atlanta Hawks Media Guide

# Shelvin Mack

HEIGHT: 6-3  
WEIGHT: 203  
COLLEGE: Butler  
HIGH SCHOOL: Bryan Station, Lexington, KY  
BIRTHPLACE: Lexington, KY  
BIRTHDATE: April 22, 1990  
NBA EXPERIENCE: 4 years  
CURRENT NBA SEASON: 5th  
AGE: 25

GUARD



**HOW SHELVIN JOINED THE HAWKS:** Re-signed with the Hawks on August 22, 2014 • Signed consecutive 10-day contracts with the Hawks on March 6, 2013 and March 16, 2013, then signed for the remainder of the season on March 26, 2013 • Selected in the second round (34th overall) of the 2011 NBA Draft by the Washington Wizards as an early-entry candidate • Signed with Washington on December 25, 2012 and was waived on January 7, 2013 • Signed consecutive 10-day contracts with Philadelphia on January 17, 2013 and January 28, 2013.

**LAST SEASON (2014-15):** Tallied 5.4 points, 2.8 assists and 1.4 rebounds in 15.1 minutes (.401 FG%, .315 3FG%, .806 FT%) in 55 games off the bench • Scored in double-figures 11 times, including one 20-point effort • Had one double-double • Recorded a 3.16 A/TO ratio • Ranked fifth on the club in assists per game • Tallied a career-high 24 points (17 in the 2nd quarter on 5-5 FGs, 5-5 3FGs, 2-2 FTs), three assists and two rebounds (7-8 FGs, career-best 6-6 3FGs, 4-4 FTs) @CLE (12/17) • Put up 12 points, a season-best 10 assists, two steals and one rebound in 23 minutes @PHI (1/13) • Missed nine games due to a left calf strain (1/19-2/4) • **SEASON HIGHS:** 24 pts @CLE (12/17), 5 rebs (2x), 10 assts @PHI (1/13), 3 stls (2x), 1 blk (2x), 7 FGM (2x), 6 3FGM @CLE (12/17), 4 FTM (2x), 35 mins @LAL (3/15).

**PROFESSIONAL CAREER:** Has played in 223 games (with 14 starts) over his four NBA seasons, splitting time between Washington, Philadelphia and the Hawks, and averaging 5.5 points, 2.8 assists and 1.7 rebounds in 15.8 minutes (.414 FG%, .328 3FG%, .778 FT%) • In 2013-14, averaged 7.5 points, 3.7 assists and 2.2 rebounds in 20.4 minutes over 73 games (11 starts), knocking down .417 FG%, .337 3FG% and .865 FT% • Ranked seventh in the NBA in A/TO ratio (3.04) • Scored in double-figures 22 times (one 20-plus effort) and had one double-double • Averaged 10.5 points, 4.7 assists and 3.2 rebounds in 30.4 minutes (.411 FG%, .349 3FG%, .800 FT%) as a starter • Averaged season career-highs in points, rebounds and assists, while reaching career-bests in FT% and games played • Ranked second on the club in assists per game • Missed one game due to a sprained left ankle (11/27) • Appeared in 31 games in 2012-13 with the Hawks, Washington and Philadelphia, averaging 4.6 points, 2.2 assists and 1.3 rebounds in 13.4 minutes (.488 FG%, .367 3FG%, .563 FT%) • In 20 games (one start) with Atlanta, put up 5.2 points, 2.2 assists and 1.2 rebounds in 13.4 minutes (.488 FG%, .400 3FG%, .571 FT%) • Also appeared in 23 games with Maine in the NBA Development League, averaging 20.1 points, 7.7 assists, 4.3 rebounds and 1.3 steals in 40.3 minutes (.454 FG%, .365 3FG%, .875 FT%) • In 2011-12 (with Washington), posted 3.6 points, 2.0 assists and 1.4 rebounds in 12.2 minutes (.400 FG%, .712 FT%) in 64 games • Scored in double-figures three times, including a season-high 12 points @ORL (2/1).

**PLAYOFF HISTORY:** Has appeared in 21 postseason games with the Hawks, averaging 5.0 points, 2.0 assists and 1.5 rebounds in 11.4 minutes (.400 FG%, .340 3FG%, .667 FT%) • Played in 10 games during Atlanta's 2015 playoff run, recording 3.9 points, 1.1 rebounds and 1.0 assists in 9.9 minutes (.385 FG%, .500 FT%) • Scored in double-figures two times • In the Hawks' 2014 first round vs. Indiana, put in 8.1 points, 3.6 assists and 1.9 rebounds in 16.9 minutes (.404 FG%, .375 3FG%, .750 FT%), seeing action in all seven contests • Scored a postseason career-high 20 points (5-9 FGs, 2-4 3FGs, 8-10 FTs) @IND (4/28), while adding five assists, three rebounds and two steals in 25 minutes • Played in four games with Atlanta in the first round series against Indiana in 2013, and averaged 2.5 points, 1.8 assists and 1.8 rebounds in 5.5 minutes (.444 FG%, .400 3FG%) • **PLAYOFF CAREER HIGHS:** 20 pts @IND (4/28/14), 4 rebs @CLE (4/24/15), 7 assts @IND (5/3/14), 2 stls (3x), 5 FGM (3x), 3 3FGM @IND (2x), 8 FTM @IND (4/28/14), 28 mins @CLE (4/24/15).

## CAREER HIGHS

Points	FGM	FGA	3FGM	3FGA	FTM	FTA	Rebounds	Assists	Steals	Blocks	Minutes
24	8	16	6	8	7	10	7	12	4	1	38
12/17/14	Two	2/21/14	12/17/14	3/21/14	4/9/12	4/9/12	12/26/13	11/16/13	11/30/13	Six	2/21/14
@CLE	Times	@DET	@CLE	@NOP	@CHA	@CHA	@CLE	@NYK	@WAS	Times	@DET

Hawks.com



/Hawks



@ATLHawks

**COLLEGIATE CAREER:** Played in the NCAA Championship game with Butler in consecutive years in 2010 and 2011 as a sophomore and junior • Was selected to the All-Tournament Team at the 2011 Final Four • Was named Second Team All-Horizon League as a junior • Was one of 20 returning collegiate players named to the 2010 USA Select Team, which helped USA Basketball prepare for the FIBA World Championship • Served as captain of the gold medal-winning USA U19 World Championship Team during the summer of 2009 • As a junior in 2011, led Butler in assists (3.4), and ranked second in scoring (16.0) and third in rebounds (4.5) • Scored 122 points in six NCAA Tournament contests in 2011 • As a sophomore (2010), was First Team All-Horizon League, after ranking second on his team in scoring (14.1), assists (3.0) and steals (1.4) • As a freshman in 2009, led the Bulldogs in assists (3.5), while ranking second in steals (1.1) and third in scoring (11.9).

**PERSONAL INFO:** Born in Lexington, KY • Majored in Media Arts at Butler • Two-time All-State performer at Bryan Station HS in Lexington, KY • Son of Victoria Guy • Has a daughter, Zuri • Has two sisters, Sierra and Keionna • Favorite movie is "Life" and top TV show is "Martin" • Favorite book is "Outliers" • Enjoys playing chess • A fan of Jay-Z • Enjoys vacationing in hometown of Lexington, or in Italy • Would get into coaching if not playing pro ball • Is on twitter @ShelvinMack.



## CAREER STATS

### NBA REGULAR SEASON

YEAR TEAM	GP	MINS	FGM	FGA	PCT.	FTM	FTA	PCT.	REBOUNDS		AST	PF	DQ	STL	BLK	PTS	AVG	
									OFF	DEF								
11-12 WAS	64	779	88	220	.400	42	59	.712	12	80	92	131	50	0	28	2	230	3.6
12-13 WAS-PHI-ATL	31	416	58	126	.460	9	16	.563	3	37	40	68	39	0	15	0	143	4.6
13-14 ATL	73	1490	209	501	.417	64	74	.865	21	139	160	271	100	1	50	2	544	7.5
14-15 ATL	55	833	117	292	.401	25	31	.806	8	71	79	155	32	0	30	2	299	5.4
4 YR. TOT	223	3518	472	1139	.414	140	180	.778	44	327	371	625	221	1	123	6	1216	5.5
THREE-POINT FIELD GOALS IN 11-12: 12-42 (.286)																		(.337)
THREE-POINT FIELD GOALS IN 13-14: 18-49 (.367)																		(.315)
THREE-POINT FIELD GOALS IN 14-15: 62-184 (.338)																		(.315)
CAREER THREE-POINT FIELD GOALS: 132-402 (.328)																		

### NBA PLAYOFFS

NBA PLAYERS																		
YEAR, TEAM	GP	MINS	FGM	FGA	PCT.	FTM	FTA	PCT.	REBOUNDS			AST	PF	DQ	STL	BLK	PTS	AVG
									OFF	DEF	TOT							
12-13, ATL	4	22	4	9	.444	0	0	---	3	4	7	7	0	0	0	0	10	2.5
13-14, ATL	7	118	19	47	.404	9	12	.750	3	10	13	25	10	0	4	0	57	8.1
14-15, ATL	10	99	15	39	.385	3	6	.500	2	9	11	10	7	0	8	0	39	3.9
3 YR. TOT	21	239	38	95	.400	12	18	.667	8	23	31	42	17	0	12	0	106	5.0
THREE-POINT FIELD GOALS IN 12-13: 2-5 (.400)																		(.286)
THREE-POINT FIELD GOALS IN 13-14: 10-27 (.370)																		(.340)
THREE-POINT FIELD GOALS IN 14-15: 6-21 (.286)																		(.340)
CAREER THREE-POINT FIELD GOALS: 18-53 (.338)																		

## Paul Millsap

HEIGHT: 6-8  
WEIGHT: 246  
COLLEGE: Louisiana Tech  
HIGH SCHOOL: Grambling, Grambling, LA  
BIRTHPLACE: Monroe, LA  
BIRTHDATE: February 10, 1985 AGE: 30

FORWARD

4



**HOW PAUL JOINED THE HAWKS:** Re-signed with Atlanta on July 9, 2015 • Signed as a free agent by the Hawks on July 10, 2013 • Selected by the Utah Jazz in the second round (47th overall) of the 2006 NBA Draft as an early-entry candidate • Signed as a restricted free agent to an offer sheet by the Portland Trail Blazers on July 10, 2009, and re-signed with the Jazz on July 17, 2009 as Utah matched offer sheet.

**LAST SEASON (2014-15):** Averaged 16.7 points, 7.8 rebounds, 3.1 assists, 1.8 steals and 1.0 blocks in 32.7 minutes (.476 FG%, .356 3FG%, .757 FT%), playing in 73 games (all starts) • A 2015 Eastern Conference All-Star, the second consecutive year being named to the midseason classic, while also competing in the Degree Shooting Stars competition during All-Star Weekend • Named Kia NBA co-Eastern Conference Player of the Month for January • Ranked ninth in the NBA in spg, 128th in rpg, 32nd in ppg and 136th in FG% • Also ranked 17th in the league in +/- ratio (+408) • Scored in double-figures 66 times, including 21 20-point nights (one 30-point game) • Tied a single season career-high in spg, while hitting a career-best 77 3FGs • Team leader in ppg, rpg and spg, while ranking second in bpg, third in 3FGM, and fourth in FG% and 3FG% • Missed five games due to a right shoulder sprain and contusion (4/7-4/13) • **SEASON HIGHS:** 30 pts v/UTA (11/12), 17 rebs v/UTA (11/12), 7 assts @SAS (11/5), 4 blks @ORL (3/25), 13 FGM v/UTA (11/12), 4 3FGM (4x), 15 FTM v/BKN (1/28), 43 mins @CHA (1/17).

**PROFESSIONAL CAREER:** Has appeared in 687 games (411 starts) in nine seasons, averaging 13.5 points, 7.3 rebounds, 2.0 assists, 1.3 steals and 1.0 blocks in 28.7 minutes per game (.503 FG%, .340 3FG%, .728 FT%) • A two-time All-Star (both appearances with Atlanta) • Ranks sixth on the Utah Jazz all-time field goal percentage list (.516) • In **2013-14**, his first season with Atlanta, averaged 17.9 points, 8.5 rebounds, 3.1 assists, 1.7 steals and 1.1 blocks in 33.5 minutes (.461 FG%, .358 3FG%, .731 FT%), appearing in 74 games (73 starts) • Ranked ninth in the NBA in spg, 125th in rpg, 129th in ppg and 30th in bpg • Posted 30 double-doubles (18th in the league), including one triple-double • Team leader in points, rebounds and steals per game, as well as FGM (483), while ranking second in blocks and fourth in assists per game • Had six points, three rebounds and one assist in 15 minutes (3-5 FGs) for the victorious Eastern Conference in the 2014 NBA All-Star Game • Named Eastern Conference Player of the Week on 1/27, for the first time in his career • Missed one game due to right elbow tendinitis (11/19) and five due to a right knee contusion (2/22-3/5) • In **2012-13** with Utah, appeared in 78 games (all starts), and averaged 14.6 points, 7.1 rebounds, 2.6 assists, 1.3 steals and 1.0 blocks in 30.4 minutes (.490 FG%, .742 FT%) • Ranked first among NBA Western Conference power forwards in steals per game • Appeared in 64 games (62 starts) in **2011-12**, and averaged 16.6 points, 8.8 rebounds, 2.3 assists and 1.8 steals in 32.5 minutes (.495 FG%, .792 FT%) • Ranked fourth in NBA in steals per game (1.8), leading the Jazz • Scored in double-figures 54 times • In **2010-11**, appeared in 76 games (all starts), averaging 17.3 points and 7.6 rebounds (.531 FG%, .391 3FG%, .757 FT%) • Ranked 10th in NBA in field goal percentage • Had a career-high 46 points in an overtime win at Miami (11/9), the most by a Jazzman since Karl Malone had 56 points at Golden State on 4/7/98 • Played in all 82 games (eight starts) in **2009-10**, averaging 11.6 points and 6.8 rebounds (.538 FG%, .693 FT%) • One of two Jazz players to appear in every game • Third time in his first four seasons to accomplish the feat • Recorded 12 double-doubles • Averaged 15.4 points, 8.4 rebounds, 3.0 assists and 1.6 blocks in eight starts • Appeared in 76 games (38 starts) averaging 13.5 points, 8.6 rebounds and 1.8 assists in 30.1 minutes per game (.534 FG%, .699 FT%) in **2008-09** • Averaged 16.0 points, 10.3 rebounds, 2.4 assists and 1.2 steals per game as a starter, and finished fourth in the NBA's Most Improved Player Award balloting • Collected 19 straight double-doubles (11/24-1/7), the longest streak in the NBA since 2006 • Appeared in all 82 games (two starts) for the second straight season in **2007-08**, averaging 8.1 points, 5.6 rebounds and 1.0 assists in 20.8 minutes (.504 FG%, .677 FT%) • Participated in the T-Mobile Rookie Challenge and Youth Jam during All-Star Weekend for second consecutive season • Appeared in 82 games (one start) as a rookie (**2006-07**), averaging 6.8 points and 5.2 rebounds in 18.0 minutes, hitting .525 FG% and .673 FT% • Became the seventh Jazz rookie to appear in every game • Ranked second among NBA rookies in rebounding and double-doubles (seven).

## CAREER HIGHS

Points	FGM	FGA	3FGM	3FGA	FTM	FTA	Rebounds	Assists	Steals	Blocks	Minutes
46	19	28	10	10	15	16	24	10	5	5	53
11/9/10	11/9/10	11/9/10	12/23/14	12/23/13	1/28/15	1/28/15	4/13/10	3/18/14	3/15/12	Three Times	4/16/12
@MIA	@MIA	@MIA	@MIA	@MIA	v/BKN	v/BKN	@GSW	v/TOR	v/MIN	Three Times	v/DAL

Hawks.com

f/Hawks

@ATLHawks

**PLAYOFF HISTORY:** Has played in 71 postseason contests with the Hawks and Jazz, starting 26, averaging 11.9 points, 7.2 rebounds, 1.7 assists, 1.0 steals and 1.1 blocks (.464 FG%, .687 FT%) in 27.1 minutes • Saw action in all 16 postseason games (15 starting assignments) for Atlanta in the 2015 NBA Playoffs, averaging 15.2 points, 8.7 rebounds, 3.4 assists and 1.6 steals in 35.4 minutes (.407 FG%, .744 FT%) • Started all seven contests in the Hawks' 2014 first round series against Indiana, and put up 19.4 points, 10.9 rebounds, 2.9 assists, 1.9 blocks and 1.4 steals in 38.1 minutes (.398 FG%, .804 FT%) • In the 2012 first round series against the Spurs, put in 12.0 points, 11.0 rebounds and 2.5 blocks in 34.8 minutes (.370 FG%, .500 FT%) in four starts • In 10 games off the bench in the 2010 playoffs vs. Denver and the LA Lakers, put in 18.0 points, 8.8 rebounds, 2.2 assists, 1.4 blocks and 1.1 steals (.574 FG%, .690 FT%) in 32.3 minutes • Played in all five first-round games against the Lakers in 2009 (off bench), and averaged 11.8 points, 8.0 rebounds and 1.6 assists in 31.0 minutes (.510 FG%, .500 FT%) • During the Jazz playoff run in 2008, played in 12 games against the Rockets and Lakers, averaging 6.4 points, 3.9 rebounds and 1.3 blocks in 17.5 minutes (.516 FG%, .520 FT%) • Saw action in 17 games during the 2007 postseason, tallying 5.9 points and 4.4 rebounds in 15.5 minutes (.525 FG%, .667 FT%) vs. Houston, Golden State and San Antonio • **PLAYOFF CAREER HIGHS:** 29 pts v/IND (4/26/14), 19 rebs (2x), 8 assts v/WAS (5/3/15), 5 stls @BKN (4/25/15), 5 blks v/SAS (5/5/12), 11 FGM v/DEN (4/23/10), 4 3FGM v/BKN (4/22/15), 11 FTM @CLE (5/24/15), 47 mins @BKN (4/27/15).

**COLLEGIATE CAREER:** Spent three seasons at Louisiana Tech (2003-06), where he averaged 18.6 points, 12.7 rebounds, 2.0 blocks and 1.3 steals (35.2 minutes) in 92 career contests • Became the only player in NCAA Division I history to lead the nation in rebounding three consecutive seasons • Ranks second on Tech's all-time rebounding list (1,172), and is seventh in scoring (1,701) • Put up 67 double-doubles • Earned All-WAC First Team honors each of his final two seasons • In 33 games as a junior in 2005-06, averaged 19.6 points, 13.3 rebounds, 2.3 blocks and 1.9 steals in 34.1 minutes (.571 FG%, .623 FT%) • Ranked second in the conference in ppg, bpg, spg and FG% • Averaged 20.4 points, 12.4 rebounds and 1.9 blocks in 29 starts as a sophomore (36.6 minutes) in 2004-05, hitting .575 FGs and .601 FTs • Became the first freshman in NCAA history to win the rebounding title, as he averaged 15.6 points, 12.5 rebounds and 1.7 bpg in 35.1 minutes (30 games, 29 starts) in 2003-04.

**PERSONAL INFO:** Born in Monroe, LA • Spent much of his childhood in Denver before returning to Louisiana in 1999 • Son of Bettye Millsap, and has three brothers – John, Elijah and Abraham • John, who played on the Hawks' summer league team in 2013, played collegiately at Texas-San Antonio, was an All-Star in the CBA and spent time in the NBA D-League • Elijah plays for the Utah Jazz, and played collegiately at Alabama-Birmingham • Abraham played on the Hawks' summer league team in 2014 and 2015 • Selected by the Louisiana Association of Basketball Coaches as the Bob Pettit Award recipient as Louisiana Professional Player of the Year in 2008, 2009, 2010, 2014 and 2015 • Recognized by his former high school (Grambling) with a "Paul Millsap Day" on 8/12/11 • Inducted into the Louisiana Tech Athletics Hall of Fame in 2011 • Favorite movie is "Friday," while favorite TV show is "Martin" • Favorite food is tacos • Enjoys listening to Hip-Hop and is a fan of Lil Wayne • Likes to play chess • Top vacation spot is Jamaica • He and his girlfriend LaToria Scott have three daughters – Xylah, Phauyona and Paular, and a son, Porter • On twitter @PaulMillsap4.

## CAREER STATS

## NBA REGULAR SEASON

YEAR, TEAM	GP	MINS	FGM	FGA	PCT.	FTM	FTA	PCT.	REBOUNDS		AST	PF	DQ	STL	BLK	PTS	AVG	
									OFF	DEF								
06-07, UTA	82	1472	209	398	.525	140	208	.673	183	240	423	62	236	3	67	74	559	6.8
07-08, UTA	82	1702	253	502	.504	155	229	.677	167	293	460	81	269	4	72	73	661	8.1
08-09, UTA	76	2290	400	749	.534	228	326	.699	251	403	654	138	288	5	78	73	1028	13.5
09-10, UTA	82	2277	385	716	.538	183	264	.693	186	373	559	131	285	7	64	99	954	11.6
10-11, UTA	76	2605	525	988	.531	256	338	.757	164	415	579	187	272	2	103	69	1315	17.3
11-12, UTA	64	2100	426	861	.495	202	255	.792	180	383	563	150	222	5	118	52	1061	16.6
12-13, UTA	78	2375	429	875	.490	264	356	.742	177	377	554	201	232	1	102	80	1135	14.6
13-14, ATL	74	2482	483	1047	.461	286	391	.731	154	473	627	232	210	3	129	78	1328	17.9
14-15, ATL	73	2390	443	930	.476	255	337	.757	139	431	570	223	201	0	130	69	1218	16.7
9 YR. TOT	687	19693	3553	7066	.503	1969	2704	.728	1601	3388	4989	1405	2215	30	863	667	9259	13.5
THREE-POINT FIELD GOALS IN 06-07:	1-3 (.333)																	7-31 (.226)
THREE-POINT FIELD GOALS IN 07-08:	0-4 (.000)																	13-39 (.333)
THREE-POINT FIELD GOALS IN 08-09:	0-4 (.000)																	76-212 (.358)
THREE-POINT FIELD GOALS IN 09-10:	1-9 (.111)																	77-216 (.356)
THREE-POINT FIELD GOALS IN 10-11:	9-23 (.391)																	184-541 (.340)

## NBA PLAYOFFS

YEAR/TEAM	GP	MINS	FGM	FGA	PCT.	FTM	FTA	PCT.	REBOUNDS		AST	PF	DQ	STL	BLK	PTS	AVG		
									OFF	DEF									
06-07, UTA	17	263	42	80	.525	16	24	.667	38	37	75	8	39	0	11	9	100	5.9	
07-08, UTA	12	210	32	62	.516	13	25	.520	23	24	47	4	37	0	7	16	77	6.4	
08-09, UTA	5	155	25	49	.510	9	18	.500	20	20	40	8	17	0	4	5	59	11.8	
09-10, UTA	10	323	70	122	.574	40	58	.690	34	54	88	22	36	1	11	14	180	18.0	
11-12, UTA	4	139	20	54	.370	8	16	.500	17	27	44	2	11	0	1	10	48	12.0	
13-14, ATL	7	267	41	103	.398	45	56	.804	21	55	76	20	25	0	10	13	136	19.4	
14-15, ATL	16	566	85	209	.407	58	78	.744	36	103	139	55	52	1	69	81	243	15.2	
7 YR. TOT	71	1923	315	679	.464	189	275	.687	189	320	509	119	217	2	44	67	600	10.9	
THREE-POINT FIELD GOALS IN 06-07:	0-1 (.000)																	THREE-POINT FIELD GOALS IN 11-12:	0-3 (.000)
THREE-POINT FIELD GOALS IN 07-08:	0-1 (.000)																	THREE-POINT FIELD GOALS IN 13-14:	9-27 (.333)
THREE-POINT FIELD GOALS IN 09-10:	0-2 (.000)																	THREE-POINT FIELD GOALS IN 14-15:	15-49 (.306)
PLAYOFF THREE-POINT FIELD GOALS: 24-83 (.289)																			

PLAYOFF THREE-POINT FIELD GOALS: 24-83 (.289)



# Mike Muscala

HEIGHT: 6-11  
WEIGHT: 240  
COLLEGE: Bucknell  
HIGH SCHOOL: Roseville, Roseville, MN  
BIRTHPLACE: St. Louis Park, MN  
BIRTHDATE: July 1, 1991  
AGE: 24

FWD/CTR

31



**HOW MIKE JOINED THE HAWKS:** Signed to a contract on February 27, 2014 • Acquired by the Hawks on June 28, 2013, along with the draft rights to Lucas Nogueira, and Jared Cunningham from Dallas, in exchange for the draft rights to Shane Larkin • Was selected 44th overall by Dallas in the 2013 NBA Draft.

**LAST SEASON (2014-15):** Saw action in 40 games (eight starting assignments), averaging 4.9 points and 3.0 rebounds in 12.6 minutes (.550 FG%, .409 3FG%, .880 FT%) • Scored in double-figures five times and had two double-digit rebounding games • Posted one double-double • Averaged 9.4 points, 5.9 rebounds, 1.6 assists and 1.1 steals in 25.5 minutes (.579 FG%, .571 3FG%, .833 FT%) as a starter • Hit a career-high 8-9 FGs (1-1 3FGs) on his way to 17 points and six rebounds v/CHA (4/10) • Posted 16 points, seven rebounds, a career-best four steals and one block (7-8 FGs, 2-2 FTs) v/PHO (4/7) • Grabbed a career-best 13 rebounds @DET (3/31) • Tallied 18 points, 10 rebounds, four assists, two blocks and one steal in 34 minutes (7-13 FGs, 2-2 3FGs, 2-2 FTs) @CHA (3/28), setting or tying career-highs in points, assists, 3FGM and minutes • Recorded 13 points, four rebounds and a career-high tying four blocks @CLE (11/15) • Assigned to Fort Wayne of the NBA Development League five times, averaging 12.8 points, 8.7 rebounds, 1.7 assists and 1.0 blocks in 29.9 minutes (.475 FG%, .857 FT%) in six games • **SEASON HIGHS:** 18 pts @CHA (3/28), 13 rebs @DET (3/31), 4 assts v/PHO (4/7), 4 blks (2x), 8 FGM v/CHA (4/10), 2 3FGM @CHA (3/28) 4 FTM v/IND (1/21), 34 mins @CHA (3/28).

**PROFESSIONAL CAREER:** Has appeared in 60 games (eight starts) in two seasons with the Hawks, averaging 4.6 points and 2.9 rebounds in 12.0 minutes per game (.509 FG%, .360 3FG%, .923 FT%) • In 2013-14, averaged 3.8 points and 2.6 rebounds in 10.7 minutes (.425 FG%, 14-14 FTs) in 20 contests off the bench • Scored in double-figures once • Tallied 15 points, four rebounds, three assists and two blocks in 25 minutes (6-8 FGs, 3-3 FTs) @MIL (4/16) • Made his NBA debut @PHO (3/2), finishing with four points, five rebounds and two blocks in 19 minutes (2-6 FGs) • Played in 20 games for Blusens Monbus Obradoiro of the Spanish ACB League earlier in the year, averaging 14.6 points (seventh in the league), a league-leading 7.8 rebounds and 1.1 assists in 26.3 minutes (.546 FG%, .871 FT%).

**PLAYOFF HISTORY:** Averaged 3.5 points and 1.5 rebounds in 8.8 minutes (.571 FG%) in 12 career playoff games for Atlanta • Tallied 4.2 points and 1.8 rebounds in 10.2 minutes (.606 FG%) over 10 games in the 2015 postseason • Played in two games (2.5 mpg) in the Hawks' first round playoff matchup with Indiana in 2014 • **PLAYOFF CAREER HIGHS:** 8 pts (2x), 3 rebs (3x), 1 asst @CLE (5/24/15), 1 stl @BKN (5/1/15), 1 blk (3x), 4 FGM (2x), 1 3FGM (2x), 15 mins v/WAS (5/13/15).

**COLLEGIATE CAREER:** Had an outstanding four-year career at Bucknell, finishing as the school's all-time scoring leader (2,036), and was second in rebounds (1,093) and blocks (271) • Named Patriot League Player of the Year and Defensive Player of the Year as a senior • Three-time First Team All-Patriot League selection, and Honorable Mention All-America by Associated Press as a senior • Named 2013 Academic All-American • In 2012-13, averaged team-highs of 18.7 points, 11.1 rebounds and 2.4 blocks in 31.7 minutes (.509 FG%, .453 3FG%, .789 FT%) • As a junior in 2011-12, posted 17.0 points, 11.1 rebounds and 2.4 blocks, scoring double-digits in 32-of-34 games (.503 FG%, .421 3FG%, .853 FT%) • Averaged 14.9 points, 7.3 rebounds and 2.0 blocks as a sophomore in 2010-11, playing in 34 games (.517 FG%, .400 3FG%, .816 FT%) • As a freshman (2009-10), put in 9.9 points, 4.9 rebounds and 2.2 blocks in 24.8 minutes (.462 FG%, .806 FT%), playing in 30 games.

**PERSONAL INFO:** Born in St. Louis Park, MN • Last name pronounced muss-KAL-uh • Son of Bob Muscala and Mary and Thomas Maida • Has a sister, Madeline Maida • Played for coach Bartt Pierce at Roseville High, where he was a finalist for Minnesota Mr. Basketball honors as a senior • Majored in management at Bucknell • A fan of the TV show "Homeland," while "Anchorman" is his favorite movie • Favorite hobby is freestyle rapping • Is the first-ever player from Bucknell to play in an NBA game, and was the third ever drafted • Is a fan of Drake • On twitter @mikejawz.

## CAREER HIGHS

Points	FGM	FGA	3FGM	3FGA	FTM	FTA	Rebounds	Assists	Steals	Blocks	Minutes
28	13	19	4	4	4	4	13	4	4	4	34
3/28/15	4/10/15	3/28/15	3/28/15	Seven	1/21/15	1/21/15	3/31/15	Two	4/7/15	Two	3/28/15
@CHA	v/CHA	@CHA	@CHA	Times	v/IND	v/IND	@DET	Times	v/PHO	Times	@CHA

Hawks.com



@ATLHawks



## CAREER STATS

### NBA REGULAR SEASON

YEAR, TEAM	GP	MINS	FGM	FGA	PCT.	FTM	FTA	PCT.	REBOUNDS			AST	PF	DQ	STL	BLK	PTS	AVG
									OFF	DEF	TOT							
13-14, ATL	20	215	31	73	.425	14	14	1.000	17	35	52	7	15	0	3	10	76	3.8
14-15, ATL	40	502	83	151	.550	22	25	.880	52	67	119	25	52	0	16	19	197	4.9
2 YR. TOT	60	717	114	224	.509	36	39	.923	69	102	171	32	67	0	19	29	273	4.6

THREE-POINT FIELD GOALS IN 13-14: 0-3

(0.00)

THREE-POINT FIELD GOALS IN 14-15: 9-22

(409)

CAREER THREE-POINT FIELD GOALS: 9-25 (.360)

### NBA PLAYOFFS

YEAR, TEAM	GP	MINS	FGM	FGA	PCT.	FTM	FTA	PCT.	REBOUNDS			AST	PF	DQ	STL	BLK	PTS	AVG
									OFF	DEF	TOT							
13-14, ATL	2	5	0	2	.000	0	0	---	0	0	0	0	0	0	0	0	0	0.0
14-15, ATL	10	102	20	33	.606	0	0	---	8	10	18	1	13	0	1	3	42	3.5
2 YR. TOT	12	107	20	35	.571	0	0	---	8	10	18	1	13	0	1	3	42	3.5

PLAYOFF THREE-POINT FIELD GOALS (ALL IN 14-15): 2-8 (.250)

2015-16 Atlanta Hawks Media Guide



# Dennis Schröder

HEIGHT: 6-1 NBA EXPERIENCE: 2 years  
WEIGHT: 172 CURRENT NBA SEASON: 3rd  
TEAM/HOME COUNTRY: NY Phantoms Braunschweig/Germany  
BIRTHPLACE: Braunschweig, Germany  
BIRTHDATE: September 15, 1993 AGE: 22

GUARD  
17



**HOW DENNIS JOINED THE HAWKS:** Selected by the Hawks in the first round (17th overall) of the 2013 NBA Draft • Signed to a contract on July 11, 2013.

**LAST SEASON (2014-15):** Averaged 10.0 points, 4.1 assists and 2.1 rebounds in 19.7 minutes (.427 FG%, .351 3FG%, .827 FT%) in 77 games (10 starting assignments) • Ranked t36th in the NBA in apg • Scored in double-figures 42 times (four 20-point efforts) • Had five double-doubles • Tallied 14.1 points, 7.7 assists and 3.4 rebounds in 29.2 minutes (.422 FG%, .350 3FG%, .783 FT%) as a starter (Hawks were 8-2) • Ranked second on the club in apg, third in FT% and sixth in ppg • Had 14 points, a career-high tying six rebounds and three assists @WAS (4/12) • Recorded 17 points, 11 assists and four rebounds (5-12 FGs, 3-3 3FGs, 4-4 FTs) @CHA (3/28), tying career-highs in assists and 3FGM • Tallied 24 points, 10 assists, three rebounds and one steal in 38 minutes (7-16 FGs, 1-5 3FGs, 9-11 FTs) @LAL (3/15), setting career-highs in points, FTM and minutes • Hit a career-high nine FGs twice during the year • Swiped a career-best five steals v/NYK (11/8), adding 11 points, two assists and one rebound • Participated in the BBVA Compass Rising Stars Challenge and Taco Bell Skills Challenge during All-Star Weekend • Missed two games due to a left toe sprain (3/31-4/4) • **SEASON HIGHS:** 24 pts @LAL (3/15), 6 rebs (2x), 11 assts (2x), 5 stls v/NYK (11/8), 1 blk (4x), 9 FGM (2x), 3 3FGM (3x), 9 FTM @LAL (3/15), 38 mins @LAL (3/15).

**PROFESSIONAL CAREER:** Has seen action in 126 career games (10 starts) in two years with the Hawks, averaging 7.5 points, 3.3 assists and 1.8 rebounds in 17.1 minutes (.417 FG%, .326 3FG%, .797 FT%) • Participated in the BBVA Compass Rising Stars Challenge and Taco Bell Skills Challenge during All-Star Weekend in 2015 • As a rookie in **2013-14**, averaged 3.7 points, 1.9 assists and 1.2 rebounds in 13.1 minutes (.383 FG%, .674 FT%), appearing in 49 games • Ranked tied for 10th among NBA rookies in apg • Scored in double-figures two times • Assigned to Bakersfield of the NBA Development League on 12/4 and recalled on 12/16 • Averaged 17.0 points, 6.7 assists and 4.2 rebounds in 34.0 minutes (.479 FG%, .711 FT%) in six games (all starts) with the Jam.

**PLAYOFF HISTORY:** Has played in 18 career postseason contests for Atlanta, recording 8.3 points, 3.4 assists and 1.7 rebounds in 16.5 minutes (.395 FG%, .857 FT%) • Averaged 9.0 points, 3.9 assists and 1.8 rebounds in 18.1 minutes during the 2015 postseason, seeing action in all 16 contests • Put up 10.8 points, 5.3 assists and 3.2 rebounds in 20.8 minutes in the six-game Eastern Conference Semifinals triumph over Washington • Appeared in two contests in Atlanta's first round playoff series against the Pacers in 2014, and averaged 2.5 points and 1.0 rebounds in 3.5 minutes (2-2 FGs, 1-1 3FGs) • **PLAYOFF CAREER HIGHS:** 18 pts @WAS (5/9/15), 5 rebs (2x), 8 assts @WAS (5/11/15), 3 stls @WAS (5/15/15), 6 FGM (3x), 2 3FGM @WAS (5/11/15), 5 FTM (2x), 29 mins @WAS (5/11/15).

**INTERNATIONAL CAREER:** Started all five games for Germany in the 2015 EuroBasket Tournament and averaged a team-best 21.0 points and 6.0 assists, while posting 4.6 rebounds in 30.4 minutes (.481 FG%, .316 3FG%, .833 FT%) • Scored 29 points and added seven assists and four boards in 34 minutes versus Italy (9/9) • Played for the New York Phantoms Braunschweig in Germany's top league (Beko League/Bundesliga) in 2012-13, and averaged 11.9 points and 3.3 assists in 24.7 minutes (.424 FG%, .402 3FG%, .838 FT%) in 31 games • Selected to the All-Star game • Also saw action in Germany's third division, Pro B, with Spot Up Medien Baskets Braunschweig, averaging 23.5 points (second in the league), 5.1 assists (eighth), 4.3 rebounds and 2.3 steals (eighth) in eight games (.399 FG%, .878 FT%) • Played in 30 games in 2011-12 with NY Phantoms Braunschweig, and put up 2.3 points in 8.0 minutes (.375 FG%, .645 FT%) • Also spent time with Spot Up Medien Baskets Braunschweig (23 games), averaging 19.0 points, 6.5 assists, 3.0 rebounds and 2.3 steals in 31.9 minutes (.450 FG%, .757 FT%) • In 2010-11, split time between Spot Up Medien Baskets Braunschweig (averaged 7.8 points and 2.1 assists in 18.3 minutes over 22 games, shooting .504 FGs and .778 FTs) and SG Braunschweig (averaged 20.6 points, 5.7 assists, 4.0 rebounds and 3.5 steals in 35.8 minutes over 11 games, hitting .389 FGs and .776 FTs) • Posted 7.1 points and 2.7 assists in 21.8 minutes (.402 FG%, .786 FT%) in 14 games (21.8 minutes) with SG Braunschweig in 2009-10 • Has represented Germany in junior national play: 2012 U-20 Euros (6.1 points, 2.0 assists) and 2011 U-18 Euros (13.5 points, 4.9 assists).

## CAREER HIGHS

Points	FGM	FGA	3FGM	3FGA	FTM	FTA	Rebounds	Assists	Steals	Blocks	Minutes
24	9	16	3	6	9	11	6	11	5	1	38
3/15/15	Two	Two	Three	3/25/15	3/15/15	3/15/15	Three	Two	11/28/14	Four	3/15/15
@LAL	Times	Times	Times	@ORL	@LAL	@LAL	Times	Times	v/NYK	Times	@LAL

**PERSONAL INFO:** Born in Braunschweig, Germany • Last name is pronounced SHROO-derr • Has two brothers and two sisters • Mother is Gambian, while his late father was German • Played soccer and skateboarded until learning basketball at age 11 • Was the only active NBA player to participate in the NBA's annual ping-pong tournament during NBA Summer League in Las Vegas in 2014, which benefitted the St. Jude Children's Hospital • Favorite food is chicken alfredo, and likes eating at Cheesecake Factory • Favorite movie is "I Am Legend" and top TV show "Two and a Half Men" • Listens to R&B and Hip-Hop • Top vacation destinations are Gambia and South Africa • Can be found on twitter @DennisMike93.



## CAREER STATS

### NBA REGULAR SEASON

NBA REGULAR SEASON																	REBOUNDS				
YEAR, TEAM	GP	MIN	FGM	FGA	PCT.	FTM	FTA	PCT.	OFF	DEF	TOT	AST	PF	DO	STL	BLK	PTS	AVG			
13-14, ATL	49	641	72	188	.383	29	43	.674	5	55	60	93	54	0	17	0	183	3.7			
14-15, ATL	77	1516	284	665	.427	148	179	.827	29	135	164	317	127	0	49	4	768	10.0			
2 YR. TOT	126	2157	356	853	.417	177	222	.797	34	190	224	410	181	0	66	4	951	7.5			
CAREER THREE-POINT FIELD GOALS: 62-190 (.326)																					

### NBA PLAYOFFS

YEAR, TEAM	GP	MINS	FGM	FGA	PCT.	FTM	FTA	PCT.	REBOUNDS			AST	PF	DO	STL	BLK	PTS	AVG
									OFF	DEF	TOT							
13-14, ATL	2	7	2	2	1.000	0	0	---	0	2	2	0	1	0	0	0	5	2.5
14-15, ATL	16	290	56	145	.386	24	28	.857	5	24	29	62	28	0	9	0	144	9.0
2 YR. TOT	18	297	58	147	.395	24	28	.857	5	26	31	62	29	0	9	0	149	8.3
THREE-POINT FIELD GOALS IN 13-14:			1-1			(1.000)			THREE-POINT FIELD GOALS IN 14-15:			8-34			(235)			
PLAYOFF THREE-POINT FIELD GOALS: 9-35 (.257)																		

# Mike Scott

HEIGHT: 6-8  
WEIGHT: 237  
COLLEGE: Virginia  
HIGH SCHOOL: Deep Creek, Chesapeake, VA  
BIRTHPLACE: Chesapeake, VA  
BIRTHDATE: July 16, 1988  
AGE: 27

FORWARD

32



**HOW MIKE JOINED THE HAWKS:** Re-signed with the Hawks on August 26, 2014 • Selected by the Hawks in the second round (43rd overall) of the 2012 NBA Draft • Signed to a contract on September 6, 2012.

**LAST SEASON (2014-15):** Compiled averages of 7.8 points, 2.9 rebounds and 1.1 assists in 16.5 minutes (.444 FG%, .344 3FG%, .792 FT%) in 68 games off the bench • Scored in double-figures 18 times, including three 20-point nights • Averaged career-highs in apg and spg (tied), while reaching career-bests in 3FG%, 3FGM (66) and FTM • Ranked fifth on the club in 3FGM and seventh in ppg • Missed two games due to a back contusion (11/12 and 4/15), one due to flu-like symptoms (12/10) and 11 due to a left toe sprain (3/13-3/31) • **SEASON HIGHS:** 20 pts (3x), 8 rebs (2x), 5 assts v/SAC (3/9), 3 stls v/NYK (4/13), 1 blk (3x), 9 FGM v/DET (1/19), 4 3FGM @TOR (10/29), 5 FTM @WAS (11/25), 31 mins @BKN (4/8).

**PROFESSIONAL CAREER:** Has played in 188 games over three seasons (seven starts) with Atlanta, averaging 7.9 points and 3.2 rebounds in 15.9 minutes (.466 FG%, .326 3FG%, .781 FT%) • In **2013-14**, averaged 9.6 points and 3.6 rebounds in 18.5 minutes in a team-high 80 games (six starts), shooting .479 FG% and .780 FT% • Scored in double-figures 40 times (five 20-point games, including one 30-point night) and had one double-double • Averaged 14.0 points, 5.3 rebounds and 1.5 assists in 32.5 minutes (.434 FG%, .556 FT%) as a starter • Also ranked fourth on the team in FGM and sixth in points per game • Scored in double-figures in 13 consecutive games (1/8-2/5), the longest streak of his career • As a rookie in **2012-13**, averaged 4.6 points and 2.8 rebounds in 9.4 minutes (.476 FG%, .768 FT%) in 40 games (one start) • Scored in double-figures seven times, including two 20-point efforts • Assigned to Bakersfield of the NBA Development League on 12/1, and recalled to the Hawks on 12/11 • Assigned to Bakersfield again on 3/1 and was recalled on 3/6 • Averaged 18.1 points, 8.3 rebounds and 1.4 assists in 32.6 minutes (.505 FG%, .805 FT%) in seven total games for the Jam.

**PLAYOFF HISTORY:** Has appeared in 22 playoff games for the Hawks, averaging 5.9 points and 3.2 rebounds in 15.3 minutes • Played in 11 games during the Hawks' 2015 playoff run, recording 4.5 points and 4.2 rebounds in 15.6 minutes (.382 FG%, 1.000 FT%) • In Atlanta's 2014 first round matchup with Indiana, played in all seven contests and averaged 9.4 points and 2.6 rebounds in 20.9 minutes • In the Game 5 win at Indiana (4/28/14), exploded for all 17 of his points in the second quarter (6-6 FGs, 5-5 3FGs – the second-most three's in a quarter in NBA playoff history) • In the Hawks' 2013 first-round loss to the Pacers played in four contests, and averaged 3.3 points and 1.8 rebounds in 5.0 minutes (.500 FG%, .750 FT%) • **PLAYOFF CAREER HIGHS:** 17 pts @IND (4/28/14), 9 rebs @CLE (5/24/15), 2 assts (2x), 2 stls v/BKN (4/19/15), 6 FGM @IND (4/28/14), 5 3FGM @IND (4/28/14), 3 FTM (2x), 32 mins @CLE (5/24/15).

**COLLEGIATE CAREER:** A five-year player at Virginia, he earned First Team All-ACC honors as a senior (2011-12), when he averaged 18.0 points, 8.3 rebounds and 1.2 assists (.563 FG%, .808 FT%) in 31.2 minutes • Hit double-figures in 29-of-32 games • Led the team in scoring and rebounding • Finished third in school history in rebounds (944) and double-doubles (34), while ranking 16th in points (1,538) • Also led the Cavs in scoring (15.9) and rebounding (10.2) as a junior in 2010-11, but played in just 10 games due to injury, and received a medical redshirt for the season • In his true junior campaign (2009-10), put in 12.0 points and 7.2 rebounds • Led the team in rebounding as a sophomore (7.4) in 2008-09, also scoring 10.3 points • As a freshman in 2007-08, tallied 5.7 points and 5.3 rebounds in 18.1 minutes (.441 FG%, .703 FT%).

**PERSONAL INFO:** Born in Chesapeake, VA • Graduated from University of Virginia with a degree in Anthropology • Has two brothers – Antonn Scott and Derrick Mackall • Attended Deep Creek HS, then prepped at Hargrave Military Academy in Chatham, VA, where he was a teammate of former Hawk Jordan Crawford • Enjoys playing ping pong and video games (Xbox) • Greatest personal achievement was earning first team All-ACC honors • Most embarrassing moment was in eighth grade when he scored in the wrong basket • Would like to meet President Obama, and if he could be anyone for a day, would be Mike Tyson • Favorite TV shows are "Martin" and "The Fresh Prince of Bel-Air" • Top actors/actresses are Will Smith, Denzel Washington, Halle Berry and Rosario Dawson • Enjoys listening to Jay-Z, Drake and Kanye West • If he wasn't playing in the NBA, he'd own a barbershop • Favorite teams outside the NBA are Manchester United and the Washington Redskins • Favorite vacation spot is his hometown of Chesapeake • Can be found on twitter @mikescott.

## CAREER HIGHS

Points	FGM	FGA	3FGM	3FGA	FTM	FTA	Rebounds	Assists	Steals	Blocks	Minutes
30	12	23	6	9	7	9	14	5	3	40	
2/22/14	4/4/14	4/14/14	2/22/14	3/2/14	Two	1/24/14	4/17/13	3/9/15	3/2/14	12	3/2/14
v/NYK	v/CLE	v/CHA	v/NYK	@PHO	Times	v/SAS	@NYK	v/SAC	@PHO	Times	@PHO

Hawks.com



/Hawks



@ATLHawks



Players

## CAREER STATS

### NBA REGULAR SEASON

YEAR, TEAM	GP	MINS	FGM	FGA	PCT.	FTM	FTA	PCT.	REBOUNDS			AST	PF	DQ	STL	BLK	PTS	AVG
									OFF	DEF	TOT							
12-13, ATL	40	376	70	147	.476	43	56	.768	39	71	110	12	32	0	4	2	183	4.6
13-14, ATL	80	1482	301	628	.479	103	132	.780	62	222	284	75	121	0	30	7	767	9.6
14-15, ATL	68	1123	201	453	.444	61	77	.792	45	154	199	75	83	0	25	3	529	7.8
3 YR. TOT	188	2981	572	1228	.466	207	265	.781	146	447	593	162	246	0	59	12	1479	7.9
THREE-POINT FIELD GOALS IN 12-13:			0-1			(0.00)			THREE-POINT FIELD GOALS IN 14-15:			66-192			(344)			
THREE-POINT FIELD GOALS IN 13-14:			62-200			(310)			CAREER THREE-POINT FIELD GOALS:			128-393			(326)			

### NBA PLAYOFFS

YEAR, TEAM	GP	MINS	FGM	FGA	PCT.	FTM	FTA	PCT.	REBOUNDS			AST	PF	DQ	STL	BLK	PTS	AVG
									OFF	DEF	TOT							
12-13, ATL	4	20	5	10	.500	3	4	.750	1	6	7	1	2	0	0	0	13	3.3
13-14, ATL	7	146	23	63	.365	10	14	.714	3	15	18	3	11	0	1	0	66	9.4
14-15, ATL	11	172	21	55	.382	4	4	1.000	16	30	46	5	16	0	5	0	50	4.5
3 YR. TOT	22	338	49	128	.383	17	22	.773	20	51	71	9	29	0	6	0	129	5.9
THREE-POINT FIELD GOALS IN 12-13:			0-1			(0.00)			THREE-POINT FIELD GOALS IN 14-15:			4-26			(154)			
THREE-POINT FIELD GOALS IN 13-14:			10-31			(323)			PLAYOFF THREE-POINT FIELD GOALS:			14-58			(241)			

2015-16 Atlanta Hawks Media Guide

# Thabo Sefolosha

HEIGHT: 6-7 NBA EXPERIENCE: 9 years  
WEIGHT: 220 CURRENT NBA SEASON: 10th  
TEAM/HOME COUNTRY: Angelico Biella/Switzerland  
BIRTHPLACE: Vevey, Switzerland  
BIRTHDATE: May 2, 1984 AGE: 31

GRD/FWD  
**25**



**HOW THABO JOINED THE HAWKS:** Acquired by the Hawks in a sign-and-trade transaction from Oklahoma City, along with the draft rights to Giorgos Printezis, in exchange for the draft rights to Sofoklis Schortsanitis on July 15, 2014 • Originally selected by the Philadelphia 76ers in the first round (13th overall) of the 2006 NBA Draft, and his draft rights were sent to Chicago in exchange for the draft rights to Rodney Carney (14th overall pick) and cash considerations • Acquired by the Thunder from Chicago on February 19, 2009, along with cash considerations in exchange for a 2009 first-round pick.

**LAST SEASON (2014-15):** Played in 52 games (seven starts), averaging 5.3 points, 4.3 rebounds, 1.4 assists and 1.0 steals in 18.8 minutes (.418 FG%, .321 3FG%, .776 FT%) • Scored in double-figures nine times and grabbed double-digit rebounds once, recording one double-double • Averaged 7.1 points, 5.0 rebounds, 1.6 assists, 1.1 steals and 1.0 blocks in 25.7 minutes (.426 FG%, .667 FT%) as a starter • Grabbed a career-high six offensive rebounds (nine total) v/LAL (11/18), also finishing with 10 points, two assists and one steal • Missed two games due to flu-like symptoms (11/26-11/28), 23 due to a right calf strain (1/31-3/22) and four due to a fractured fibula, right leg (4/10-4/15) • **SEASON HIGHS:** 19 pts @ DET (3/31), 12 rebs @POR (1/3), 4 assts (3x), 4 stls @CHI (1/17), 3 blks v/MIA (11/14), 7 FGM @DET (3/31), 2 3FGM (5x), 6 FTM @POR (1/3), 35 mins v/UTA (11/12).

**PROFESSIONAL CAREER:** Has appeared in 603 games (414 starts) in nine seasons with Chicago, Oklahoma City and Atlanta, and holds career averages of 5.8 points, 3.8 rebounds, 1.5 assists and 1.1 steals in 23.0 minutes (.440 FG%, .346 3FG%, .749 FT%) • Named to the NBA's All-Defensive Second Team in 2009-10 • With Oklahoma City in **2013-14**, started and played in 61 games, averaging 6.3 points, 3.6 rebounds, 1.5 assists and 1.3 steals in 26.0 minutes (.415 FG%, .768 FT%) • Scored in double-figures 12 times (Oklahoma City went 11-1 in those games) • Recorded six steals (one shy of career-high) @LAC (11/13) and matched it on 1/29 @MIA • In **2012-13**, averaged a career-best 7.6 points on a career-high .481 FG% in 81 games, all starts • Added 3.9 rebounds, 1.5 assists and 1.3 steals in 27.5 minutes (.419 3FG%) • Scored in double-figures 21 times • Recorded a steal in a career-best 14 consecutive games • Put in 4.8 points, 3.0 rebounds and 1.1 assists (.432 FG%, .437 3FG%, .884 FT%) in 42 starts in **2011-12** • OKC went 31-11 when he started • Led the team in three-point accuracy • In **2010-11**, posted averages of 5.1 points, 4.4 rebounds, 1.4 assists and 1.2 steals in 25.9 minutes (.471 FG%) • Scored 10-or-more points 11 times (Thunder were 9-2) • Played career-high 55 minutes in triple OT contest @NJN (12/1) • Started all 82 games in **2009-10**, averaging 6.0 points, 4.7 rebounds, 1.8 assists and 1.2 steals in 28.6 minutes (.440 FG%, .674 FT%) • Earned NBA All-Defensive Second Team honors • Split time in **2008-09** between Chicago (43 games) and Oklahoma City (23 games), and averaged 5.9 points, 3.7 rebounds, 1.7 assists and 1.1 steals in 22.0 minutes (.426 FG%, .836 FT%) • Played in 69 games, starting 22, with the Bulls in **2007-08**, averaging 6.7 points, 3.7 rebounds and 1.9 assists in 20.8 minutes (.428 FG%, .721 FT%) • Scored 20-or-more points four times, and had three games with double-figure rebounds • As a rookie in **2006-07**, appeared in 71 games and put in 3.6 points and 2.2 rebounds in 12.2 minutes (.426 FG%) • Recorded one double-double.

**PLAYOFF HISTORY:** Has seen action in 78 career postseason games (67 starts), averaging 4.6 points, 2.8 rebounds, 1.1 assists and 1.0 steals in 19.9 minutes • In the 2014 playoffs against Memphis, the LA Clippers and San Antonio, played in 15 games (13 starts) and averaged 3.7 points and 2.1 rebounds in 15.7 minutes (.418 FG%, .800 FT%) • Started and played in 11 postseason games in 2013, and posted 5.7 points, 4.5 rebounds, 2.1 assists and 1.1 steals in 27.3 minutes, scoring in double figures once • Started all 20 games during the 2012 playoffs, averaging 5.3 points, 2.7 rebounds, 1.5 steals and 1.3 assists in 22.3 minutes • Scored playoff career-high 19 points, adding playoff career-best six steals during Game 3 of the Western Conference Finals v/SAS (5/31) • Appeared and started in 17 games in 2011, posting 4.6 points and 3.1 rebounds in 20.2 minutes (.463 FG%, 13-13 FTs) • Started six contests in 2010 postseason, averaging 4.5 points, 3.0 rebounds and 1.2 assists in 21.2 minutes • In 2007, appeared in nine of Chicago's 10 playoff games and averaged 3.3 points and 1.9 rebounds in 11.0 minutes • **PLAYOFF CAREER HIGHS:** 19 pts v/SAS (5/31/12), 9 rebs @HOU (4/27/13), 6 assts v/HOU (5/1/13), 6 stls v/SAS (5/31/12), 2 blks (3x), 7 FGM v/SAS (5/31/12), 4 3FGM v/SAS (5/31/12), 5 FTM (2x), 42 mins @HOU (4/27/13).

## CAREER HIGHS

Points	FGM	FGA	3FGM	3FGA	FTM	FTA	Rebounds	Assists	Steals	Blocks	Minutes
28	11	21	6	10	8	8	13	7	4	6	55
20/13	2/20/13	2/9/08	2/20/13	2/20/13	3/11/09	2	Three Times	4/14/08	4/9/12	Six Times	12/11/10
@HOU	@HOU	@UTA	@HOU	@HOU	@DEN			@MIL	@MIL		@NJN

Hawks.com



**INTERNATIONAL CAREER:** Played in seven games with Fenerbahce Ulker in Istanbul in 2011-12 and averaged 11.4 points, 6.0 rebounds and 2.1 steals in 26.9 minutes (.529 FG%, .353 3FG%, .633 FT%) • Played for the Swiss team in the 2009 Eurobasket Championships, compiling 15.8 points, 6.5 rebounds and 3.3 assists in 37.3 minutes (four games) • Played in Italy with Angelico Biella in 2005-06, averaging 12.0 points, 6.4 rebounds, 2.3 assists and 2.0 steals in 29.4 minutes • From 2002-05 spent time with Chalons-Sur-Saone in France • Began pro career at age 17 with Tege Riviera Basket in Switzerland.

**PERSONAL INFO:** Full name is Thabo Patrick Sefolosha • Born and raised in Switzerland, and is the first Swiss NBA player • He and his wife Bertille have two daughters, Lesedi and Naledi • Fluent in Italian, French and English • Enjoys watching "Homeland," and favorite movie is "Hoop Dreams" • Favorite book is "The Alchemist" • Father is a musician and his mother is a painter • On twitter @ThaboSefolosha.



Players

## CAREER STATS

### NBA REGULAR SEASON

YEAR, TEAM	GP	MINS	REBOUNDS															
			FGM	FGA	PCT.	FTM	FTA	PCT.	OFF	DEF	TOT	AST	PF	DQ	STL	BLK	PTS	AVG
06-07, CHI	71	868	109	256	.426	23	45	.511	35	118	153	60	100	0	33	11	256	3.6
07-08, CHI	69	1436	180	421	.428	75	104	.721	50	205	255	129	128	1	61	30	464	6.7
08-09, CHI-OKC	66	1453	152	357	.426	61	73	.836	54	188	242	111	104	0	75	45	389	5.9
09-10, OKC	82	2348	194	441	.440	60	89	.674	76	311	387	145	154	1	97	46	489	6.0
10-11, OKC	79	2049	157	333	.471	59	79	.747	65	281	346	111	171	0	97	38	401	5.1
11-12, OKC	42	914	67	155	.432	38	43	.884	21	107	128	47	78	0	37	17	203	4.8
12-13, OKC	81	2229	224	466	.481	57	69	.826	58	259	317	125	177	0	103	44	613	7.6
13-14, OKC	61	1584	141	340	.415	53	69	.768	50	170	220	94	90	0	79	17	383	6.3
14-15, ATL	52	976	104	249	.418	45	58	.776	53	170	223	75	67	0	53	21	278	5.3
9 YR, TOT	603	13857	1328	3018	.440	471	629	.749	462	1809	2271	897	1069	2	635	269	3476	5.8
THREE-POINT FIELD GOALS IN 06-07:					15-42			(.357)				THREE-POINT FIELD GOALS IN 11-12:					31-71	(.437)
THREE-POINT FIELD GOALS IN 07-08:					29-88			(.330)				THREE-POINT FIELD GOALS IN 12-13:					108-258	(.419)
THREE-POINT FIELD GOALS IN 08-09:					24-87			(.276)				THREE-POINT FIELD GOALS IN 13-14:					48-152	(.316)
THREE-POINT FIELD GOALS IN 09-10:					41-131			(.313)				THREE-POINT FIELD GOALS IN 14-15:					25-78	(.321)
THREE-POINT FIELD GOALS IN 10-11:					28-102			(.275)				CAREER THREE-POINT FIELD GOALS:					349-1009	(.346)

### NBA PLAYOFFS

YEAR, TEAM	GP	MIN	FGM	FGA	PCT.	FTM	FTA	PCT.	REBOUNDS	AST	PF	DQ	STL	BLK	PTS	AVG		
									DEF									
06-07, CHI	9	99	10	26	.385	7	12	.583	4	13	17	7	11	0	2	0	30	3.3
09-10, OKC	6	127	8	27	.296	8	9	.889	3	15	18	7	15	0	5	6	27	4.5
10-11, OKC	17	344	31	67	.463	13	13	1.000	12	41	53	12	24	0	16	5	79	4.6
11-12, OKC	20	446	41	102	.402	8	9	.889	11	42	53	26	44	0	30	9	106	5.3
12-13, OKC	11	300	21	61	.344	9	11	.818	13	36	49	23	26	0	12	5	63	5.7
13-14, OKC	15	236	23	55	.418	4	5	.800	7	24	31	10	10	0	10	0	56	3.7
6 YR, TOT	78	1552	134	338	.396	49	59	.831	50	171	221	85	130	0	75	25	361	4.6
THREE-POINT FIELD GOALS IN 06-07:					3-8			(.375)									16-49	(.327)
THREE-POINT FIELD GOALS IN 09-10:					4-26			(.154)									12-38	(.316)
THREE-POINT FIELD GOALS IN 10-11:					4-26			(.154)									6-23	(.261)

PLAYOFF THREE-POINT FIELD GOALS: 44-157 (.280)

# Tiago Splitter

HEIGHT: 6-11 NBA EXPERIENCE: 5 years  
WEIGHT: 245 CURRENT NBA SEASON: 6th  
TEAM/HOME COUNTRY: Caja Laboral/Brazil  
BIRTHPLACE: Blumenau, Santa Catarina, Brazil  
BIRTHDATE: January 1, 1985 AGE: 30

FWD/CTR

11



**HOW TIAGO JOINED THE HAWKS:** Acquired from the San Antonio Spurs on July 9, 2015 in exchange for the draft rights to Georgios Printezis and a future second round pick • Selected by San Antonio in the first round (28th overall) of the 2007 NBA Draft • Signed with the Spurs on July 12, 2010 • Re-signed with San Antonio on July 13, 2013.

**LAST SEASON (2014-15 with San Antonio):** Appeared in 52 games (35 starting assignments), averaging 8.2 points, 4.8 rebounds and 1.5 assists in 19.8 minutes (.558 FG%, .750 FT%) • Scored in double-figures 16 times, including one 20-point game • Pulled down 10-or-more rebounds three times and posted one double-double • Recorded a season-high 23 points (10-14 FGs, 3-4 FTs) to go with eight rebounds and two assists in 27 minutes @ATL (3/22) • Posted a double-double with 12 points and 13 rebounds along with two assists in 28 minutes @NYK (3/17) • Grabbed a career-high tying 14 rebounds while scoring seven points in 31 minutes v/PHO (1/9) • Missed the first two games (10/8-10/31) with a strain in his right soleus • Missed one game (2/4) with an illness • Sat out 18 contests (11/6-12/9) as well as the final six regular season games (4/5-4/15) due to tightness in his right calf • **SEASON HIGHS:** 23 pts @ATL (3/22), 14 rebs v/PHO (1/9), 4 assts v/LAC (12/22), 3 stls @DAL (3/24), 3 blks (2x), 10 FGM @ATL (3/22), 6 FTM v/POR (12/19), 31 mins v/PHO (1/9).

**PROFESSIONAL CAREER:** Has appeared in 311 games (151 starts) over five NBA seasons (all with San Antonio), averaging 8.3 points, 5.3 rebounds and 1.3 assists in 19.8 minutes per game (.560 FG%, .690 FT%) • Played in 59 games, starting 50 in **2013-14** • Averaged 8.2 points, 6.2 rebounds and 1.5 assists in 21.5 minutes • Shot .523 from the floor and .699 from the charity stripe • Scored in double-figures 25 times, including 20-or-more points twice • Pulled down 10-plus rebounds nine times • Tied career-high of 14 rebounds twice • Missed four games with tightness in left calf (12/10-12/14) • Sat out 12 games with a sprained right shoulder (1/7-1/29) • Missed three games with a right shin contusion (2/8-2/12) • Played in 81 games (leading the team), starting in 58, averaging a career-high 10.3 points, 6.4 rebounds and 1.6 assists in 24.7 minutes in **2012-13** • Shot .560 from the field (seventh in the NBA) and .730 from the free throw line • Scored in double-figures 49 times, including 20-or-more on three occasions • Posted 14 double-doubles • Recorded 10-or-more rebounds 15 times • Posted a double-double with 21 points, 10 rebounds and three assists v/OKC (3/11) • Tallied 15 points, 12 rebounds, a career-high seven assists and two blocks @WAS (11/26) • Sat out the final game of the season • Averaged 9.3 points, 5.2 rebounds and 1.1 assists in 19.0 minutes (.618 FG%, .691 FT%) in **2011-12**, seeing time in 59 games (two starts) • Scored in double-figures 29 times (two games with 20-plus points) and had double-digit rebounds twice • Recorded two double-doubles • Scored a career-best 26 points on 10-13 FGs and 6-7 FTs, adding five rebounds, one assist and one block in 20 minutes @PHO (4/25) • Missed three games due to a right calf strain (2/18-2/23) and four due to mid-back spasms (3/23-3/27) • In **2010-11**, saw action in 60 contests (six starts), averaging 4.6 points and 3.4 rebounds in 12.3 minutes (.529 FG%, .543 FT%) • Scored in double figures 10 times • Posted his only double-double of the year with 10 points and career-high 14 rebounds in 27 minutes v/GSW (3/21) • Missed seven games (2/11-2/27) due to strained left hamstring • Diagnosed with strained right plantaris muscle on 9/30 • Was inactive for two games (10/27-10/30).

**PLAYOFF HISTORY:** Has played in 65 postseason contests with the Spurs, starting 40, averaging 6.3 points, 4.3 rebounds and 1.4 assists (.572 FG%, .586 FT%) in 19.1 minutes • Started all seven contests in San Antonio's 2015 first round series against the Clippers, and put up 3.4 points, 4.4 rebounds and 1.3 assists in 17.6 minutes (.375 FG%, .316 FT%) • Appeared in 23 games (18 starts) for San Antonio in the 2014 playoffs on its run to winning the NBA Championship, and averaged 7.5 points, 6.1 rebounds and 2.0 assists in 22.4 minutes (.610 FG%, .718 FT%) • Started all seven games in the First Round of the playoffs versus Dallas and averaged 10.7 points, 9.0 rebounds, 2.3 assists and 1.0 steals in 27.5 minutes (.619 FG%, .767 FT%) • Scored a playoff career-high 19 points, while adding eight rebounds, two assists and two steals in 33 minutes @DAL (5/2) • Recorded a double-double with 14 points and a postseason career-best 13 rebounds, while posting three assists and one steal in 29 minutes @DAL (4/26) • In the NBA Finals, played in all five games (two starts) versus the Miami Heat and posted 6.2 points, 3.4 rebounds and 2.0 assists in 16.8 minutes (.706 FG%, .778 FT%) • Recorded four double-doubles and scored in double digits six times throughout the postseason run • Played in 19 games (15 starts) for the Spurs in the 2013 playoffs on the way to the NBA Finals, and recorded 6.1 points, 3.1 rebounds and 1.2 assists in 20.4 minutes

## CAREER HIGHS

Points	FGM	FGA	3FGM	3FGA	FTM	FTA	Rebounds	Assists	Steals	Blocks	Minutes
26	11	14	---	1	9	12	14	7	3	4	36
4/25/12	11/21/12	3/22/15	---	Six	4/16/12	Two	Five	Two	Three	3/22/13	1/18/13
@PHO	@HOU	@ATL	---	Times	@GSW	Times	Times	Times	Times	v/UTA	v/GSW

Hawks.com



f/Hawks



@ATLHawks

(.536 FG%, .788 FT%) • Scored in double-figures three times throughout the playoff run • Recorded a playoff career-high four steals and added four points, six rebounds and one assist in 25 minutes in a victory v/GSW (5/14) • Tallied a postseason career-best four blocks, while putting up nine points, three assists, two rebounds and one steal in a win @MEM (5/27) • In the 2012 playoffs, appeared in 13 games in the Spurs run to the Western Conference Finals, and averaged 5.8 points and 2.8 rebounds in 12.9 minutes (.638 FG%) • Recorded double-digit scoring three times • In the 2011 postseason, played in three games, and averaged 6.7 points, 4.7 rebounds and 1.0 steals in 16.7 minutes (.625 FG%) • Scored in double-figures once, with 10 points and nine boards in 22 minutes @MEM (4/25) • **PLAYOFF CAREER HIGHS:** 19 pts @DAL (5/2/14), 13 rebs @DAL (4/26/14), 7 assts v/POR (5/14/14), 4 stls v/GSW (5/14/13), 4 blks @MEM (5/27/13), 7 FGM v/DAL (4/30/14), 11 FTM @DAL (5/2/14), 34 mins v/MEM (5/21/13).

**INTERNATIONAL CAREER:** Has played professionally since the age of 15 • Signed by Caja Laboral in April of 2000 • Led Caja Laboral to four Spanish League regular season titles (2004, 2005, 2007 and 2009) and two Spanish League championships (2008 and 2010) and helped the club to at least the quarterfinals of the Euroleague Championship six straight seasons (including four straight semifinal appearances from 2004-08) • Earned All-Euroleague First Team honors in 2007-08 and was named to the All-Euroleague Second Team in 2008-09 and 2009-10 • Has played for the Brazilian National Team since 2002 • Helped Brazil capture gold medals at the 2003 South American Championship, the 2003 Pan American Games, the 2005 Americas Championship and the 2009 Americas Championship • Led Brazil to second place finish in the 2011 Americas Championship and a berth into the 2012 Olympics • Led his home country to the quarterfinals in the 2012 Olympics in London, averaging 10.8 points, 5.3 rebounds and 1.7 assists in 22.8 minutes in six games • Played for Brazil in the 2002, 2006 and 2010 World Championships • In 2009-10, spent his seventh season playing for Caja Laboral Vitoria in the ACB League • Named the Spanish League regular season MVP and the Spanish League Finals MVP • Averaged 15.4 points and 7.1 rebounds in 28.9 minutes in 38 games (.595 FG%, .759 FT%) • In Euroleague action, averaged 13.0 points and 5.4 rebounds in 26.1 minutes (.539 FG%, .636 FT%) in 16 games, earning All-Euroleague Second Team honors • Appeared in 35 games in 2008-09, averaging 14.7 points, 6.6 rebounds 2.1 assists and 1.3 steals in 28.0 minutes (.624 FG%) while helping lead Tau Ceramica to the Spanish League regular season title • Played in 17 games in Euroleague competition, averaging 14.0 points, 5.4 rebounds and 1.6 blocks (.659 FG%) • Garnered All-Euroleague Second Team honors and helped guide Tau to the 2009 playoffs • Helped Tau to the Spanish League Championship in 2007-08, averaging 13.5 points and 5.2 rebounds in 25.5 minutes in 33 games (.654 FG%, .637 FT%) • In eight playoff games averaged 15.0 points and 5.5 rebounds • In Euroleague action played in 25 contests, averaging 14.0 points and 5.0 rebounds while shooting .627 from the field • Named to the 2008 All-Euroleague First Team • Averaged 11.3 points and 5.4 rebounds in 24.0 minutes in 28 games in Spanish League action during 2006-07 • In 39 games for Tau Ceramica in 2005-06, averaged 10.2 points and 5.0 rebounds during Spanish League play • Saw action in 24 Euroleague games, recording 9.5 points and 4.6 rebounds • Played in 29 Spanish League games, averaging 8.7 points and 4.5 rebounds in 2004-05 • Appeared in 13 playoff games, posting 8.1 points and 5.2 rebounds • In Euroleague play, averaged 7.0 points and 4.5 rebounds over 19 games • In 2003-04, saw action in 10 games in his first season for Tau Ceramica, averaging 1.7 points and 1.6 rebounds • Appeared in 16 Euroleague games, averaging 4.0 points and 2.4 rebounds • In 2002-03, registered 13.3 points and 7.1 rebounds in 28 games while on loan to Basket Bilbao Berri • In 2001-02, averaged 10.7 points, 5.9 rebounds and 1.6 blocks in 35 games for Basket Bilbao Berri • Appeared 23 games, while on loan to Araba Gorago Alava in 2000-01, and averaged 16.9 points, 9.3 boards and 2.6 blocks.

**PERSONAL INFO:** Born on New Years Day 1985 in Blumenau, Santa Catarina, Brazil • Married Amaia Amescua in Vitoria, Spain on July 3, 2010 • They have a son – Benjamin • Enjoys the TV show “Breaking Bad,” while his top movie is “Gladiator” • Favorite book is “Unbroken.”

## CAREER STATS

### NBA REGULAR SEASON

YEAR, TEAM	GP	MINS	FGM	FGA	PCT.	FTM	FTA	PCT.	REBOUNDS		AST	PF	DQ	STL	BLK	PTS	AVG				
									OFF	DEF								TOT			
10-11, SAS	60	738	101	191	.529	76	140	.543	72	129	201	26	91	0	29	17	278	4.6			
11-12, SAS	59	1121	212	343	.618	125	181	.691	93	213	306	65	134	0	21	47	549	9.3			
12-13, SAS	81	1997	315	563	.560	208	285	.730	144	371	515	130	161	2	63	64	838	10.3			
13-14, SAS	59	1271	181	346	.523	121	173	.699	123	240	363	90	117	0	29	31	483	8.2			
14-15, SAS	52	1030	169	303	.558	90	120	.750	91	161	252	78	103	0	35	37	428	8.2			
5 YR. TOT	311	6157	978	1746	.560	620	899	.690	523	1114	1637	389	606	2	177	196	2576	8.3			
THREE-POINT FIELD GOALS IN 10-11:										0-1		(0.00)		THREE-POINT FIELD GOALS IN 13-14:				0-3		(0.00)	
THREE-POINT FIELD GOALS IN 12-13:										0-2		(0.00)		CAREER THREE-POINT FIELD GOALS:				0-6		(0.00)	

# Walter 'Edy' Tavares

HEIGHT: 7-3  
 WEIGHT: 265  
 TEAM/HOME COUNTRY: Gran Canaria/Cape Verde  
 BIRTHPLACE: Maio, Sotaventos, Cape Verde  
 BIRTHDATE: March 22, 1992 AGE: 23

CENTER  
 22




**HOW EDY JOINED THE HAWKS:** Selected by the Hawks in the second round (43rd overall) of the 2014 NBA Draft • Signed to a contract by Atlanta on July 9, 2015.

**LAS VEGAS SUMMER LEAGUE:** Started six games for the Hawks at the 2015 Las Vegas Summer League, and finished tied for third in the league in blocks (team-high 2.8), adding 7.2 points and 6.7 rebounds in 20.5 minutes (.563 FG% and .875 FT%) • Appeared in all six contests for the Hawks at the 2014 Las Vegas Summer League, and averaged 6.0 points, 4.3 rebounds and a team-high 1.3 blocks in 16.8 minutes (.682 FG%, .857 FT%).

**LAST SEASON (2014-15):** Playing for the Gran Canaria of the Spanish ACB league, averaged 8.3 points, 7.9 rebounds and 1.8 blocks in 22.1 minutes in 57 total games (.635 FG%, .653 FT%) during the 2014-15 ACB league season and Eurocup competition • Led the ACB league in rebounds (274) and blocks (60) and was named to the 2014-15 All-Eurocup First Team, as well as being named weekly MVP twice • Started at center and led Gran Canaria to a 22-1 record in Eurocup play and to the Eurocup final for the first time in club history.

**INTERNATIONAL CAREER:** Played in 32 games(18 starts) with Gran Canaria in 2013-14, and put up 6.0 points, 6.6 rebounds and 1.6 blocks in 20.8 minutes (.591 FG%, .714 FT%) • In 2012-13, appeared in 12 games for Gran Canaria, and averaged 1.5 points and 2.2 rebounds in 6.2 minutes (.670 FG%, .667 FT%) • Appeared in 21 games (12 starts) as a member of the Union Baloncesto La Palma of the LEB Silver League in 2011-12, and averaged 1.6 points and 1.7 rebounds in 6.7 minutes (.552 FG%, .333 FT%) • Played for Gran Canaria's youth team in the Spanish EBA league from 2009 until 2011.

**PERSONAL INFO:** Born in Maio, Sotaventos, Cape Verde • The first Cape Verdean native to be drafted or sign a contract to play in the NBA • Favorite movie is "Gladiator" • Enjoys bowling.



Players

# Jeff Teague

HEIGHT: 6-2  
WEIGHT: 186  
COLLEGE: Wake Forest  
HIGH SCHOOL: Pike, Indianapolis, IN  
BIRTHPLACE: Indianapolis, IN  
BIRTHDATE: June 10, 1988  
NBA EXPERIENCE: 6 years  
CURRENT NBA SEASON: 7th  
AGE: 27

GUARD



**HOW JEFF JOINED THE HAWKS:** As a restricted free agent, signed to an offer sheet by the Milwaukee Bucks on July 11, 2013 • Re-signed with the Hawks on July 13, 2013 as Atlanta matched the offer sheet • Selected in the first round (19th overall) of the 2009 NBA Draft, Teague was an early-entry candidate.

**LAST SEASON (2014-15):** Played in 73 games (72 starts), averaging 15.9 points, 7.0 assists, 2.5 rebounds and a career-high 1.7 steals in 30.5 minutes (.460 FG%, .343 3FG%, .862 FT%) • Ranked tied for eighth in the NBA in apg, 14th in spg, 19th in fgm and 24th in fgm (275) • Also ranked 19th in the league in +/- ratio (+388) • Scored in double-figures 59 times, including 25 20-point outings • Recorded 10-plus assists 11 times • Recorded 10 double-doubles (three 20-point/10-assist games) • Team leader in apg, while ranking second in ppg, spg and fgm, and fifth in fg% • Had 17 points, 11 assists and a career-high tying three blocks, three steals and one rebound @CHI (1/27) • Tied a career-best 15 assists adding 22 points, four rebounds and one block @CHA (11/7) • Tied a career-high with eight rebounds while posting 25 points, seven assists and one steal @MIL (12/27) • Scored 20-plus points in six consecutive games (12/27-1/7) and in double-figures in 33 straight contests (12/26-3/9), the longest streaks of his career • A 2015 Eastern Conference All-Star • Competed in the Taco Bell Skill Challenge during All-Star Weekend • Named Kia NBA co-Eastern Conference Player of the Month for Jan. • Named the NBA's Eastern Conference Player of the Week (12/29) • Missed three games (12/17-12/22) due to a strained left hamstring and two due to a left ankle sprain (3/27-3/28) • **SEASON HIGHS:** 28 pts (2x), 8 rebs @MIL (12/27), 15 assts @CHA (11/7), 4 stls (4x), 3 blks @CHI (1/17), 10 FGM v/NOP (11/28), 3 3FGM (3x), 12 FTM @WAS (11/25), 44 mins @CHA (11/7).

**PROFESSIONAL CAREER:** Through six seasons with Atlanta, averaging 11.5 points, 5.0 assists, 2.1 rebounds and 1.2 steals in 25.7 minutes (.450 FG%, .341 3FG%, .839 FT%), appearing in 439 games (305 starts) • A 2015 Eastern Conference All-Star • In 2013-14, averaged 16.5 points, 6.7 assists, 2.6 rebounds and 1.1 steals in 32.2 minutes, playing in 79 games, all starts (.438 FG%, .846 FT%) • Ranked ninth in the NBA in apg, 118th in fgm (318) and 25th in fg% • Had 13 double-doubles • Scored in double-figures 65 times (23 20-point outings, including three 30-point nights) • Increased his scoring average for the fourth straight year, also averaging career-highs in rebounds per game and reaching a career-best in fgm • Recorded four consecutive double-doubles (11/5-11/11) for the first time in his career • Recorded 14.6 points and career-high 7.2 assists in 2012-13, along with 2.3 rebounds and 1.5 steals in 32.9 minutes (.451 FG%, .359 3FG%, .881 FT%), appearing in a team-high 80 games (78 starts) • Ranked eighth in the NBA in fg%, 12th in apg and 24th in spg • His .881 FT% was the fourth-highest in franchise history, while his 579 assists was the eighth-best single season effort • Recorded a single season career-high 15 double-doubles • Participated in the Taco Bell Skills Challenge during NBA All-Star Weekend in Houston • Was one of the league's most improved players in 2011-12, starting all 66 games, averaging 12.6 points, 4.9 assists, 2.4 rebounds and 1.6 steals in 33.1 minutes (.476 FG%, .342 3FG%, .757 FT%) • Ranked eighth in the NBA in steals (106), 10th in steals per game, 20th in STL/TO ratio (0.79), 22nd in assists (321), 23rd in assists per game and 40th in fg% • Had 10 20-point efforts and three double-doubles • In 2010-11, the second-year guard averaged 5.2 points, 2.0 assists and 1.5 rebounds in 13.8 minutes (.438 FG%, .375 3FG%, .794 FT%) • Scored in double-figures 12 times, including three 20-point efforts • Averaged 8.4 points, 3.3 assists, 2.7 rebounds and 1.7 steals (.362 FG%, .400 3FG%, .765 FT%) in seven starting assignments • Picked up his play over the last two months of the year, averaging 7.0 points and 2.3 assists (.474 FG%, .500 3FG%) in March, and following that up with 9.4 points and 2.3 assists (.462 FG%) in April • Scored 17 of his 21 points in the fourth quarter, hitting 7-10 FGs and season-high 7-9 FTs @IND (4/8) • In his rookie campaign (2009-10), finished the year averaging 3.2 points, 1.7 assists and 0.9 rebounds in 10.1 minutes (.396 FG%, .837 FT%), playing in 71 games (three starts) • Ranked 10th among rookies in assists • Averaged 12.7 points, 7.3 assists and 3.3 rebounds as a starter • Finished off the season in style, setting then career-highs in several categories with a 24-point, 15-assist, five-rebound effort v/CLE (4/14), hitting 11-19 FGs (1-4 3FGs) and 1-2 FTs, playing all 48 minutes.

## CAREER HIGHS

Points	FGM	FGA	3FGM	3FGA	FTM	FTA	Rebounds	Assists	Steals	Blocks	Minutes
34	14	24	4	7	13	15	8	15	6	3	53
Two Times	Two Times	12/26/13 @CLE	Six Times	Five Times	2/22/14 v/NYK	2/22/14 v/NYK	Three Times	Four Times	11/30/12 v/CLE	Four Times	3/25/12 v/UTA

**PLAYOFF HISTORY:** In 52 career postseason games (41 starts), has put in 13.0 points, 4.4 assists and 2.6 rebounds in 28.9 minutes (.406 FG%, .328 3FG%, .876 FT%) • Posted a team-leading 16.8 points and 6.7 assists while adding 3.2 rebounds and 1.5 steals in 33.0 minutes (.410 FG%, .323 3FG%, .867 FT%) while starting all 16 playoff games in 2015 • Recorded a team-leading 21.5 points and 4.5 assists, while posting 3.3 rebounds and 1.3 steals in 35.0 minutes (.434 FG%, 1.000 FT%) in the Eastern Conference Finals vs. Cleveland • Recorded playoff career-highs of 30 points (5/24) and 11 FGM (5/20) in the Cleveland series • In 2014, started all seven games in the first round series versus the Pacers, putting in 19.3 points, 5.0 assists, 3.7 rebounds and 1.0 steals in 34.6 minutes (.393 FG%, .950 FT%) • In six starts against Indiana in 2013 (35.5 minutes), averaged 13.3 points, 5.0 assists, 2.8 rebounds and 1.5 steals (.333 FG%, .300 3FG%, .821 FT%) • Started all six games vs. Boston in 2012, and put in 14.0 points, 4.2 assists and 3.7 rebounds in 37.5 minutes (.411 FG%, .412 3FG%, .895 FT%) • Scored 23 points in Game 3 • In the 2011 postseason, appeared in eight games (six starts) vs. Orlando and Chicago, and compiled 11.8 points, 3.5 assists and 2.1 rebounds in 29.8 minutes (.514 FG%, .826 FT%) • Had a breakout second round vs. Chicago (in place of the injured Kirk Hinrich), and tallied 14.8 points, 4.2 assists, 2.8 rebounds and 1.0 steals in 38.2 minutes (.537 FG%, .842 FT%), while squaring off head-to-head against NBA MVP Derrick Rose • Averaged 1.8 points and 6.6 minutes (.333 FG%, .400 3FG%) in nine playoff contests against Milwaukee and Orlando in the 2010 postseason • **PLAYOFF CAREER HIGHS:** 30 pts @CLE (5/24/15), 7 rebs v/WAS (5/5/15), 13 assts @BKN (5/1/15), 3 stls (4x), 2 blks (4x), 11 FGM v/CLE (5/20/15), 3 3FGM (2x), 9 FTM (3x), 47 mins @BOS (5/4/12).

**COLLEGIATE CAREER:** Teague was named Honorable Mention All-America by Associated Press after his breakout sophomore season (2008-09), when he averaged team-highs of 18.8 points, 3.5 assists and 1.9 steals, hitting team-best .441 3FGs and .817 FTs (made .485 FGs) • Named All-ACC Second Team • Helped Wake achieve a No. 1 national ranking • Scored in double-digits in last 35 games of his career • Finished with 12 games of 20-points-or-more • Led team in scoring 17 times and in assists on 15 occasions • Just missed a triple-double with 14 points, eight rebounds and eight assists against Baylor • As a freshman in 2007-08, averaged 13.9 points and was named to the ACC All-Freshman Team • Named ACC Rookie of the Week on four occasions • Led team with 55 steals for an average of 1.8 per game • Ranked second on the team with 74 total assists • Scored 20-points-or-more in six games, and led the team in scoring 10 games.

**PERSONAL INFO:** Born in Indianapolis, IN • Son of Shawn and Carol Teague • Has two brothers and two sisters • Brother Marquis currently plays for the Oklahoma City Blue of the NBA D-League • Father played at Missouri and Boston University, where he was coached by Rick Pitino • Majored in religion at Wake • Favorite movie is "Boys in the Hood," and top TV shows are "The Jamie Foxx Show" and "Martin" • Enjoys listening to R&B and Hip-Hop, especially Jay-Z • A huge fan of professional wrestling • Roots for his hometown Indianapolis Colts • Would like to meet Muhammad Ali • Enjoys vacationing in Miami • Likes to draw • Is on twitter @Teague0.



## CAREER STATS

### NBA REGULAR SEASON

YEAR, TEAM	GP	MINS	FGM	FGA	PCT.	FTM	FTA	PCT.	— REBOUNDS —		AST	PF	DO	STL	BLK	PTS	AVG	
									OFF	TOT								
09-10, ATL	71	719	90	227	.396	41	49	.837	5	62	67	122	82	0	34	11	228	3.2
10-11, ATL	70	963	133	304	.438	77	97	.794	11	91	102	138	82	0	45	25	361	5.2
11-12, ATL	66	2183	320	672	.476	140	185	.757	21	138	159	321	145	0	106	37	831	12.6
12-13, ATL	80	2628	439	974	.451	199	226	.881	25	155	180	579	181	1	117	28	1166	14.6
13-14, ATL	79	2542	456	1040	.438	318	376	.846	34	174	208	528	156	0	89	17	1304	16.5
14-15, ATL	73	2228	408	887	.460	275	319	.862	30	154	184	513	139	0	125	31	1162	15.9
6 YR. TOT	439	11263	1846	4103	.450	1050	1252	.839	126	774	900	2201	787	1	516	149	5052	11.5

THREE-POINT FIELD GOALS IN 09-10:	7-32	(.219)	THREE-POINT FIELD GOALS IN 12-13:	89-248	(.359)
THREE-POINT FIELD GOALS IN 10-11:	18-48	(.375)	THREE-POINT FIELD GOALS IN 13-14:	74-225	(.329)
THREE-POINT FIELD GOALS IN 11-12:	51-149	(.342)	THREE-POINT FIELD GOALS IN 14-15:	71-207	(.343)

CAREER THREE-POINT FIELD GOALS: 310-909 (.341)

### NBA PLAYOFFS

YEAR, TEAM	GP	MINS	FGM	FGA	PCT.	FTM	FTA	PCT.	— REBOUNDS —								PTS	AVG
									DEF	OFF	TOT	AST	PF	DQ	STL	BLK		
09-10, ATL	9	59	7	21	.333	0	0	---	0	2	2	4	3	0	3	1	16	1.8
10-11, ATL	8	238	37	72	.514	19	23	.826	0	17	17	28	10	0	6	3	94	11.8
11-12, ATL	6	225	30	73	.411	17	19	.895	4	18	22	25	18	0	5	5	84	14.0
12-13, ATL	6	213	27	81	.333	23	28	.821	3	14	17	30	17	0	9	2	80	13.3
13-14, ATL	7	242	44	112	.393	38	40	.950	5	21	26	35	15	0	7	4	135	19.3
14-15, ATL	16	529	98	239	.410	52	60	.867	10	41	51	107	34	0	24	7	269	16.8
6 YR. TOT	52	1506	243	598	.406	149	170	.876	22	113	135	229	97	0	54	22	678	13.0

THREE-POINT FIELD GOALS IN 09-10:	2-5	(.400)	THREE-POINT FIELD GOALS IN 12-13:	3-10	(.300)
THREE-POINT FIELD GOALS IN 10-11:	1-7	(.143)	THREE-POINT FIELD GOALS IN 13-14:	9-27	(.333)
THREE-POINT FIELD GOALS IN 11-12:	7-17	(.412)	THREE-POINT FIELD GOALS IN 14-15:	21-65	(.323)

PLAYOFF THREE-POINT FIELD GOALS: 43-131 (.328)



## Earl Barron

HEIGHT: 7-0  
 WEIGHT: 250  
 COLLEGE:  
 HIGH SCHOOL: Clarksdale, Clarksdale, MI  
 BIRTHPLACE: Clarksdale, MS  
 BIRTHDATE: August 14, 1981 AGE: 34

CENTER  
**30**



Signed as a free agent by the Hawks on September 25, 2015 • Appeared in 16 games (one start) last season for Phoenix, and averaged 2.0 points and 1.8 rebounds in 8.9 minutes (.308 FG%, 2-4 3FGs, .500 FT%) • Has seen action in 140 career games (31 starts) for Miami New York, Phoenix, Milwaukee, Portland, Golden State and Washington, and holds career averages of 4.6 points and 3.5 rebounds in 14.2 minutes (.371 FG%, .167 3FG%, .702 FT%) • Has appeared in 147 contests (105 starts) in the NBA Development League, and averaged 14.7 points, 8.4 rebounds and 1.2 assists in 29.0 minutes (.483 FG%, .327 3FG%, .775 FT%).

## DeQuan Jones

HEIGHT: 6-8  
 WEIGHT: 220  
 COLLEGE:  
 HIGH SCHOOL: Wheeler, Marietta, GA  
 BIRTHPLACE: Stone Mountain, GA  
 BIRTHDATE: June 20, 1990 AGE: 25

FORWARD  
**18**



Signed as a free agent by the Hawks on September 25, 2015 • Played in 52 games (47 starts) for Acqua Vitasnella Cantu of the Italian Lega Basket Serie A last season, and averaged 8.2 points and 3.7 rebounds in 21.8 minutes (.510 FG%, .344 3FG%, .660 FT%) in Serie A league play and Eurocup competition • Played for the Reno Bighorns of the NBA Development League in 2013-14 • Appeared in 63 games (17 starts) for the Orlando Magic in 2012-13, and averaged 3.7 points and 1.7 rebounds in 12.7 minutes (.436 FG%, .667 FT%) • Attended Wheeler High School in Marietta.

## Lamar Patterson

HEIGHT: 6-5  
 WEIGHT: 225  
 COLLEGE:  
 HIGH SCHOOL: J.P. McCaskey, Lancaster, PA  
 BIRTHPLACE: Lancaster, PA  
 BIRTHDATE: August 12, 1991 AGE: 24

GRD/FWD  
**13**



Signed to a contract by the Hawks on July 24, 2015 • Originally selected by Milwaukee in the second round (48th overall) of the 2014 NBA Draft and traded to the Hawks on draft night in exchange for a 2015 second round pick • Saw action in 35 games (31 starting assignments) last season with Tofas Bursa (Turkey), averaging 11.3 points, 3.5 rebounds and 2.3 assists in 28.2 minutes (.435 FG%, .343 3FG%, .730 FT%) • Appeared in 148 games (106 starts) in five years at Pittsburgh, finishing with career numbers of 9.5 points, 4.0 rebounds, 2.9 assists and 1.0 steals in 24.5 minutes.

## Terran Petteway

HEIGHT: 6-6  
 WEIGHT: 215  
 COLLEGE:  
 HIGH SCHOOL: Ball, Galveston, TX  
 BIRTHPLACE: Galveston, TX  
 BIRTHDATE: October 8, 1992 AGE: 23

GRD/FWD  
**2**



Signed to a contract by the Hawks as an undrafted free agent on July 24, 2015 • Part of the Hawks' 2015 Las Vegas Summer League team, where he averaged 10.9 points, 4.3 rebounds, 2.6 assists, 1.0 steals and 1.0 blocks in 26.0 minutes in seven games • In college, appeared in 91 games (74 starts) in three years split between Texas Tech and Nebraska, finishing with career numbers of 13.5 points, 4.0 rebounds and 1.7 assists in 27.1 minutes • Was born in Galveston, Texas.



2014-15  
REVIEW



26 Kyle  
KORVER



# 14-15 SEASON REVIEW

# 14-15 SEASON REVIEW

## SUMMARY

	Record	Home	Road	Overtime
OVERALL	60-22	35-6	25-16	0-1
Atlantic	12-6	6-3	6-3	0-0
Central	14-4	8-1	6-3	0-0
Southeast	12-4	8-0	4-4	0-1
Eastern	38-14	22-4	16-10	0-1
Southwest	6-4	4-1	2-3	0-0
Northwest	8-2	5-0	3-2	0-0
Pacific	8-2	4-1	4-1	0-0
Western	22-8	13-2	9-6	0-0

**STREAKS**  
Overall: Lost three Longest: Won 19, Lost 3  
Last Win: 4/10/15 vs. Charlotte, 104-80  
Last Loss: 4/15/15 at Chicago, 91-85

**HOME STREAK**  
Overall: Lost one Longest: Won 12, Lost 1  
Last Win: 4/10/15 vs. Charlotte, 104-80  
Last Loss: 4/13/15 vs. New York, 112-108

**ROAD STREAK**  
Overall: Lost two Longest: Won 12, Lost 2  
Last Win: 4/8/15 at Brooklyn, 114-111  
Last Loss: 4/15/15 at Chicago, 91-85

MONTH	WON	LOST
October	0	1
November	9	5
December	14	2
January	17	0
February	7	4
March	9	7
April	4	3

Margins	1	2	3	4	5	6	7	8	9	10	11	12	13	14	15	16	17	18	19	20	21	22	23	24+
Won By	0	1	5	2	2	5	5	5	5	5	4	4	2	1	0	2	1	1	1	0	1	0	1	7
Lost By	2	1	1	1	1	2	1	2	1	1	1	0	1	0	2	0	0	0	2	0	0	0	0	3

**FINAL INJURY REPORT:** Mike Scott (back contusion) and Thabo Sefolosha (fractured fibula, right leg) are out.

**FINAL ROSTER MOVES:** 4/4 - Signed Austin Daye to a multi-year contract ... 3/25 - Signed Austin Daye to a second 10-day contract ... 3/15 - Signed Austin Daye to a 10-day contract ... 3/5 - Signed Jarell Eddie to a 10-day contract ... 3/2 - Recalled Mike Muscala from Fort Wayne of the NBA Development League ... 3/1 - Assigned Mike Muscala to Fort Wayne of the NBA Development League ... 2/10 - Traded Adreian Payne to Minnesota in exchange for a future first-round pick ... 2/8 - Recalled Mike Muscala from Fort Wayne of the NBA Development League ... 2/7 - Assigned Mike Muscala to Fort Wayne of the NBA Development League ... 1/20 - Recalled John Jenkins from Idaho of the NBA Development League ... 1/12 - Recalled Adreian Payne from Austin of the NBA Development League ... 12/30 - Assigned John Jenkins to Idaho and Adreian Payne to Austin of the NBA Development League, pursuant to the flexible assignment rule ... 12/29 - Recalled Mike Muscala from Fort Wayne of the NBA Development League ... 12/28 - Assigned Mike Muscala to Fort Wayne of the NBA Development League ... 12/22 - Recalled Adreian Payne from Austin of the NBA Development League ... 12/20 - Recalled Mike Muscala from Fort Wayne of the NBA Development League ... 12/19 - Assigned Mike Muscala to Fort Wayne of the NBA Development League ... 12/9 - Assigned Adreian Payne to Austin of the NBA Development League, pursuant to the flexible assignment rule ... 12/8 - Recalled John Jenkins and Mike Muscala from Fort Wayne of the NBA Development League ... 12/6 - Recalled Adreian Payne from Fort Wayne of the NBA Development League and assigned Mike Muscala to Fort Wayne ... 11/28 - Assigned John Jenkins and Adreian Payne to Fort Wayne of the NBA Development League ... 11/23 - Recalled Adreian Payne from Fort Wayne of the NBA Development League ... 11/20 - Assigned Adreian Payne to Fort Wayne of the NBA Development League ... 10/21 - Waived Jarell Eddie and Dexter Pittman ... 9/29 - Signed Jarell Eddie and Dexter Pittman ... 9/23 - Re-signed Elton Brand and signed Kent Bazemore ... 8/26 - Re-signed Mike Scott ... 8/22 - Re-signed Shelvin Mack ... 8/20 - Named Charles Lee and Ben Sullivan as Assistant Coaches ... 8/4 - Named Neven Spahija as an Assistant Coach ... 7/25 - Signed first-round draft pick Adreian Payne ... 7/15 - Acquired Thabo Sefolosha and the draft rights to Giorgos Printezis from Oklahoma City in exchange for the draft rights to Sofoklis Schortsanitis ... 7/11 - Requested waivers on John Salmons ... 6/30 - Acquired John Salmons and a 2015 second round draft pick from Toronto in exchange for Lou Williams and the draft rights to Lucas Nogueira ... 6/26 - Selected Adreian Payne (15th overall) in the first round and Walter Tavares (43rd overall) in the second round of the 2014 NBA Draft ... Acquired the rights to Lamar Patterson (48th overall pick) from Milwaukee in exchange for a 2015 second round pick.

## STATISTICS

FINAL RECORD: 60-22 (Home Record: 35-6, Road Record: 25-16)

### STARTERS- FINAL REGULAR SEASON GAME

Pos.	No.	Name	Height
F	5	DeMarre Carroll	6-8
F	4	Paul Millsap	6-8
C	15	Al Horford	6-10
G	26	Kyle Korver	6-7
G	0	Jeff Teague	6-2

### HOME ATTENDANCE

Games: 41  
Total: 713,909  
Avg: 17,412 (25 sellouts)

### AWAY ATTENDANCE

Games: 41  
Total: 720,873  
Avg: 17,582

### OFFENSE

+100 40-9  
-100 20-13

### DEFENSE

+100 16-17  
-100 44-5

### vs. OPP

+500 28-11  
-500 32-10

PLAYER	FIELD GOALS			3-POINT FG			FREE THROWS			REBOUNDS			AST			PF	DQ	STL	TO	BLK	PTS	AVG			
	FG	PCT	FGA	FG	PCT	FGA	FT	PCT	FTA	FT	PCT	OFF	DEF	TOT											
Millsap	73	73	2390	443	930	476	77	216	356	255	337	757	139	431	570	223	201	0	130	166	69	1218	16.7		
Teague	73	72	2228	408	867	460	71	207	343	275	319	862	30	154	184	513	139	0	125	205	31	1162	15.9		
Horford	76	76	2318	519	965	538	11	36	306	107	141	759	131	413	544	244	121	0	68	100	98	1156	15.2		
Carroll	70	69	2189	318	653	487	120	304	395	127	181	702	99	273	372	118	154	1	94	75	17	883	12.6		
Korver	75	75	2418	282	600	487	221	449	492	106	118	898	15	289	304	196	140	1	52	107	42	911	12.1		
Schroder	77	77	1516	284	665	427	52	148	351	148	179	827	29	135	164	317	127	0	49	150	4	788	10.0		
Scott	68	0	1123	201	453	444	66	192	344	61	77	792	45	154	189	75	83	0	25	39	3	529	7.8		
Antic	63	3	1037	108	296	385	52	173	301	88	123	715	58	131	189	49	132	0	18	49	14	356	5.7		
Jenkins	24	3	297	49	99	495	21	52	404	16	19	842	2	37	39	13	15	0	10	8	0	135	5.6		
Mack	55	0	833	117	292	401	40	127	315	25	31	806	8	71	79	155	32	0	30	49	2	299	5.4		
Sefolosha	52	7	976	104	249	418	25	78	321	45	58	776	53	170	223	75	67	0	53	38	21	278	5.3		
Bazemore	75	10	1324	141	331	426	48	132	364	60	100	600	21	201	222	78	127	0	52	73	33	390	5.2		
Muscala	40	8	502	83	151	550	9	22	409	22	25	880	52	67	119	25	52	0	16	21	19	197	4.9		
Daye (TOT)	34	4	344	50	141	355	24	71	338	5	6	833	10	65	75	17	39	0	12	23	5	129	3.8		
Daye (ATL)	8	0	76	10	26	385	5	14	357	1	2	500	4	10	14	8	9	0	4	5	2	26	3.3		
Brand	36	4	486	42	95	442	0	1	1000	12	23	522	28	72	100	22	54	0	17	18	25	96	2.7		
Payne	3	0	19	2	7	286	0	1	000	1	2	500	1	3	4	0	4	0	1	0	0	5	1.7		
HAWKS	82	19730	3121	6599	466	818	2152	380	1349	1735	778	715	2611	3326	948	2631	3336	2111	1457	2	744	1167	380	8409	102.5
OPONENTS	82	18730	2991	6515	439	720	2112	341	1262	1651	764	1262	948	2631	3579	1931	1611	16	604	1317	404	7964	97.1		

PLAYER	SINGLE-GAME HIGHS							AVERAGE PER GAME							CAREER HIGHS (C=SET, T=TIRED THIS SEASON)									
	MIN	REB	AST	ST	TO	BLK	PTS	MIN	REB	AST	STL	TO	BLK	PTS	FG	FGA	FT	FTA	REB	AST	PTS			
Millsap	43	17	7	5	6	4	30	32.7	7.8	3.1	1.78	2.3	0.95	16.7	19	28	15	16	24	10	46			
Teague	44	8	15	4	6	3	28	30.5	2.5	7.0	1.71	2.8	0.42	15.9	14	24	13	15	8	15	34			
Horford	37	16	10	5	5	4	28	30.5	7.2	3.2	0.89	1.3	1.29	15.2	15	24c	10	13	22	10	34			
Carroll	40	12	5	4	4	3	26	31.3	5.3	1.7	1.34	1.1	0.24	12.6	9	16	7	10	12	6	26			
Korver	45	10	7	4	5	3	27	32.2	4.1	2.6	0.69	1.4	0.56	12.1	11	20	10	10	11	9	31			
Schroder	38	6	11	5	3	1	24	19.7	2.1	4.1	0.64	1.9	0.05	10.0	9c	16c	9c	11c	11	24	24c			
Scott	31	8	5	3	3	1	20	16.5	2.9	1.1	0.37	0.6	0.04	7.8	12	23	7	9	14	5c	30			
Antic	24	8	3	4	3	2	22	16.5	3.0	0.8	0.29	0.8	0.22	5.7	7	13	6c	8c	12	7	22c			
Jenkins	35	7	3	3	2	0	17	12.4	1.6	0.5	0.42	0.3	0.00	5.6	8	19	9	10	7c	6	23			
Mack	35	5	10	3	4	1	24	15.1	1.4	2.8	0.55	0.9	0.04	5.4	8	16	7	10	7	12	24c			
Serfatoshia	35	12	4	4	3	3	19	18.8	4.3	1.4	1.02	0.7	0.40	5.3	11	21	8	8	13	7	28			
Bazemore	40	9	5	3	4	2	20	17.6	3.0	1.0	0.69	1.0	0.44	5.2	9	19	6	10	9c	8	23			
Muscala	34	13	4	4	3	4	18	12.6	3.0	0.6	0.40	0.5	0.48	4.9	8c	13c	4	4	13c	4c	18c			
Daye (TOT)	36	11	4	3	2	2	22	10.1	2.2	0.5	0.35	0.7	0.15	3.8	10	18	6	8	11	5	28			
Daye (ATL)	26	4	4	2	2	2	9	9.5	1.8	1.0	0.50	0.6	0.25	3.3	18	26	15	19	23	10	44			
Brand	29	9	3	2	0	0	3	13.5	2.8	0.6	0.47	0.5	0.69	2.7	7	15	4	6	15	4	16			
Payne	13	3	0	1	0	0	3	6.4	1.3	0.0	0.33	0.0	0.00	1.7	65	134	51	67	109	47	155			
HAWKS	230	54	42	17	23	10	131	240.6	40.6	23.7	9.07	14.2	4.63	102.5	62	129	54	69	108	52	136			
OPPONENTS	230	61	39	15	25	10	127	240.6	43.6	23.5	7.37	16.1	4.93	97.1	62	129	54	69	108	52	136			

14-15 Review

## HIGH GAMES

C - Career High / T - Ties Career High

PLAYER	MINUTES	FIELD GOALS	FREE THROWS	OFFENSIVE REBOUNDS	DEFENSIVE REBOUNDS	TOTAL	ASSISTS	STEALS	TURNOVERS	BLOCKED SHOTS	POINTS
Pero Antic	24 (3) Mar. 15 at LAL	6 Mar. 20 at OKC	6C (2) Mar. 20 at OKC	5 Nov. 18 vs. LAL	6 Apr. 12 at WAS	8 Nov. 18 vs. LAL	3 (2) Dec. 2 vs. BOS	4C Jan. 14 at BOS	3 (3) Feb. 6 vs. GSW	2 Dec. 2 vs. BOS	22C Mar. 20 at OKC
Kent Bazemore	40C Jan. 30 vs. POR	7 (2) Mar. 28 at CHA	5 Mar. 11 at DEN	2C (2) Apr. 12 at WAS	9C (3) Apr. 12 at LAL	9C (4) Apr. 7 vs. PHO	5 Apr. 4 vs. BKN	3 (4) Apr. 12 at WAS	4 Feb. 4 vs. WAS	2T (9) Mar. 15 at LAL	20 Mar. 28 at CHA
Elton Brand	29 Feb. 28 at MIA	4 (2) Mar. 28 at CHA	2 (3) Apr. 12 at WAS	5 Jan. 13 at PHI	6 Nov. 29 vs. CHA	9 Nov. 29 vs. CHA	3 (2) Mar. 9 vs. SAC	2 (3) Mar. 16 at SAC	2 (3) Apr. 12 at WAS	3 (2) Mar. 15 at LAL	9 (2) Mar. 28 at CHA
DeMarre Carroll	40 Nov. 7 at CHA	9T (3) Mar. 30 vs. MIL	6 (2) Feb. 9 at MIN	6C (3) Mar. 18 at GSW	9 Nov. 1 vs. IND	12T Mar. 18 at GSW	5 (3) Apr. 8 at BKN	4 (4) Mar. 25 at ORL	4 (2) Mar. 27 vs. MIA	3T Feb. 20 vs. TOR	26C Feb. 9 at MIN
Austin Daye (Alt)	26 Apr. 12 at WAS	4 Mar. 28 at CHA	1 Apr. 15 at CHI	2 Apr. 15 at CHI	2 (2) Apr. 15 at CHI	4 Apr. 15 at CHI	4 Apr. 12 at WAS	2 Mar. 31 at DET	2 Apr. 15 at CHI	2 Apr. 15 at CHI	9 Mar. 28 at CHA
Al Horford	37 Nov. 7 at CHA	11 (6) Apr. 8 at BKN	6 (4) Feb. 9 at MIN	6 Feb. 4 vs. WAS	14 Jan. 9 at DETT	16 Jan. 9 at DET	10T Jan. 13 at PHI	5T Mar. 15 at LAL	5 Dec. 15 vs. CHI	4 Apr. 10 vs. CHA	28 Feb. 9 at MIN
John Jenkins	35 Apr. 12 at WAS	6 (2) Apr. 12 at WAS	3 Apr. 12 at WAS	1 (2) Apr. 15 at CHI	7C Feb. 28 at MIA	7C Feb. 28 at MIA	3 Mar. 28 at CHA	3C Apr. 12 at WAS	2 Feb. 28 at MIA	0 Apr. 12 at WAS	17 Apr. 12 at WAS
Kyle Korver	45 Nov. 7 at CHA	8 Dec. 2 vs. BOS	7 (3) Apr. 13 vs. NYK	2 Jan. 2 at UTA	9 Nov. 12 vs. UTA	10 Nov. 12 vs. UTA	7 Nov. 14 vs. MIA	4 Feb. 28 at MIA	5T (2) Mar. 22 vs. SAS	3 (2) Nov. 8 vs. NYK	27 Nov. 8 vs. NYK
Shelvin Mack	35 Mar. 15 at LAL	7 (2) Mar. 15 at LAL	4 (2) Apr. 12 at WAS	1 (8) Apr. 12 at WAS	4 (3) Apr. 15 at CHI	5 (2) Apr. 4 vs. BKN	10 Jan. 13 at PHI	3 (2) Mar. 27 vs. MIA	4 Nov. 15 at CLE	1T (2) Dec. 27 at MIL	24C Dec. 17 at CLE
Paul Millsap	43 Nov. 7 at CHA	13 Nov. 12 vs. UTA	15C Jan. 28 vs. BKN	8 Feb. 22 at MIL	12 Mar. 3 vs. HOU	17 Nov. 12 vs. UTA	7 (4) Feb. 9 at MIN	5 Nov. 5 at SAS	6 (2) Jan. 9 at DET	4 Mar. 25 at ORL	30 Nov. 12 vs. UTA

## HIGH GAMES, CONT.

C - Career High / T - Ties Career High

PLAYER	MINUTES	FIELD GOALS	FREE THROWS	OFFENSIVE REBOUNDS	DEFENSIVE REBOUNDS	TOTAL	ASSISTS	STEALS	TURNOVERS	BLOCKED SHOTS	POINTS
Mike Muscala	34C Mar. 28 at CHA	8C Apr. 10 vs. CHA	4T Jan. 21 vs. IND	6C Mar. 31 at DET	7C (2) Mar. 31 at DET	13C Mar. 31 at DET	4C (2) Apr. 7 at WAS	4C Apr. 12 vs. PHO	3C (2) Apr. 10 vs. CHA	4C (2) Feb. 28 at MIA	18C Mar. 28 at CHA
Adreian Payne	13 Dec. 26 vs. MIL	1 (2) Jan. 13 at PHI	1 Jan. 13 at PHI	1 Dec. 26 vs. MIL	2 Dec. 26 vs. MIL	3 Dec. 26 vs. MIL	0	1 Jan. 13 at PHI	0	0	3 Jan. 13 at PHI
Dennis Schröder	38C Mar. 15 at LAL	9C (2) Apr. 15 at CHI	9C Mar. 15 at LAL	2T (4) Mar. 28 at CHA	6T Dec. 20 at HOU	6T (2) Apr. 12 at WAS	11C (2) Mar. 28 at CHA	5C Nov. 8 vs. NYK	6C Feb. 22 at MIL	1C (4) Mar. 22 vs. SAS	24C Mar. 15 at LAL
Mike Scott	31 Apr. 8 at BKN	9 Jan. 19 vs. DET	5 Nov. 25 at WAS	4 Nov. 25 at WAS	6 (2) Apr. 13 vs. PHO	8 (2) Apr. 13 at BKN	5C Mar. 9 vs. SAC	3T Apr. 13 vs. NTK	3 Nov. 29 vs. CHA	1T (3) Mar. 8 vs. SAC	20 (3) Apr. 8 at BKN
Thabo Sefolosha	35 Nov. 12 vs. UTA	7 Mar. 31 at DET	6 Jan. 3 at POR	6C Nov. 18 vs. LAL	10 Jan. 3 at POR	12 Jan. 3 at POR	4 (3) Jan. 2 at UTA	4 Jan. 17 at CHI	3 Nov. 14 vs. MIA	3 Nov. 14 vs. MIA	19 Mar. 31 at DET
Jeff Teague	44 Nov. 7 at CHA	10 Nov. 28 vs. NOP	12 Nov. 25 at WAS	2 (5) Apr. 8 at BKN	7T Dec. 27 at MIL	8T Dec. 27 at MIL	15T Nov. 7 at CHA	4 (4) Apr. 8 at BKN	6 (2) Mar. 18 at GSW	3T Jan. 17 at CHI	29 (2) Nov. 25 at WAS
HAWKS High Games	290 Nov. 7 at CHA	53 Mar. 9 vs. SAC	33 Feb. 6 vs. GSW	17 (2) Feb. 20 vs. TOR	46 Apr. 7 vs. PHO	54 Apr. 7 vs. PHO	42 Mar. 9 vs. SAC	17 Jan. 7 vs. MEM	23 (2) Feb. 20 vs. TOR	10 Apr. 15 at CHI	131 Apr. 4 vs. BKN
HAWKS Low Games	240 (81) Apr. 15 at CHI	27 Nov. 10 at NYK	4 Mar. 9 vs. SAC	3 (3) Feb. 8 at MEM	21 Jan. 25 vs. MIN	29 (2) Mar. 22 vs. SAS	15 Apr. 15 at CHI	2 Nov. 27 vs. TOR	6 Feb. 2 at NOP	0 Mar. 31 at DET	77 Dec. 26 vs. MIL
OPPONENTS High Games	290 Nov. 7 at CHA	49 Nov. 15 at CLE	28 Nov. 26 vs. TOR	23 Feb. 9 at MIN	43 Apr. 15 at CHI	61 Jan. 19 vs. DET	39 (2) Mar. 18 at GSW	15 (2) Feb. 20 vs. TOR	25 Feb. 22 at MIL	10 (3) Feb. 2 at NOP	127 Nov. 15 at CLE
OPPONENTS Low Games	240 (81) Apr. 15 at CHI	26 Apr. 7 vs. PHO	4 Mar. 3 vs. HOU	4 Dec. 3 at MIA	22 Nov. 12 vs. UTA	30 (2) Dec. 3 at MIA	12 Nov. 21 vs. DET	0 Feb. 25 vs. DAL	8 Jan. 9 at DET	0 (2) Dec. 7 at CLE	69 Apr. 7 vs. PHO

GAME BY GAME RESULTS

RESULTS			RECORDS			HIGH SCORERS	
Date	Opponent	W - L	Score	Home	Road	Total	Attendance
10-29	* home sellouts						
11-1	@ Toronto	L	109-102		0-1	0-1	19,800
11-5	INDIANA	W	102-92	1-0		1-1	*19,118
11-7	@ San Antonio	L	94-92		0-2	1-2	18,581
11-8	@ Charlotte	L	122-119 (OT)		0-3	1-3	15,891
11-10	@ New York	W	103-96	2-0		2-3	17,521
11-12	@ New York	W	91-85		1-3	3-3	19,812
11-14	UTAH	W	100-97	3-0		4-3	12,595
11-14	MIAMI	W	114-103	4-0		5-3	17,090
11-18	@ Cleveland	L	127-94		1-4	5-4	20,562
11-18	LA LAKERS	L	114-109	4-1		5-5	17,848
11-21	DETROIT	W	99-89	5-1		6-5	16,517
11-25	@ Washington	W	106-102		2-4	7-5	15,440
11-26	TORONTO	L	126-115	5-2		7-6	16,253
11-28	NEW ORLEANS	W	100-91	6-2		8-6	17,079
11-29	CHARLOTTE	W	105-75	7-2		9-6	14,185
12-2	BOSTON	W	109-105	8-2		10-6	12,705
12-3	@ Miami	W	112-102		3-4	11-6	19,600
12-5	@ Brooklyn	W	98-75		4-4	12-6	16,146
12-7	DENVER	W	96-84	9-2		13-6	12,143
12-8	@ Indiana	W	108-92		5-4	14-6	14,519
12-10	PHILADELPHIA	W	95-79	10-2		15-6	11,733
12-12	ORLANDO	W	87-81	11-2		16-6	13,247
12-13	@ Orlando	L	100-99		5-5	16-7	15,939
12-15	CHICAGO	W	93-86	12-2		17-7	16,805
12-17	@ Cleveland	W	127-98		6-5	18-7	20,562
12-20	@ Houston	W	104-97		7-5	19-7	16,998
12-22	@ Dallas	W	105-102		8-5	20-7	20,339
12-23	LA CLIPPERS	W	107-104	13-2		21-7	*19,191
12-26	MILWAUKEE	L	107-77	13-3		21-8	*19,016
12-27	@ Milwaukee	W	90-85		9-5	22-8	16,788
12-30	CLEVELAND	W	109-101	14-3		23-8	*19,215
1-2	@ Utah	W	98-92		10-5	24-8	19,029
1-3	@ Portland	W	115-107		11-5	25-8	19,829
1-5	@ LA Clippers	W	107-98	15-3		26-8	19,060
1-7	MEMPHIS	W	96-86		13-5	27-8	17,126
1-9	@ Detroit	W	106-103		16-3	28-8	18,859
1-11	WASHINGTON	W	120-89			29-8	*18,057
1-13	@ Philadelphia	W	105-87		14-5	30-8	10,466
1-14	@ Boston	W	105-91		15-5	31-8	16,067
1-16	@ Toronto	W	110-89		16-5	32-8	19,800

GAME BY GAME RESULTS

RESULTS			RECORDS			HIGH SCORERS	
Date	Opponent	W - L	Score	Home	Road	Total	Attendance
1-17	@ Chicago	W	107-99		17-5	33-8	22,024
1-19	DETROIT	W	93-82	17-3		34-8	*19,108
1-21	INDIANA	W	110-91	18-3		35-8	15,045
1-23	OKLAHOMA CITY	W	103-93	19-3		36-8	*19,203
1-25	MINNESOTA	W	112-100	20-3		37-8	*18,049
1-28	BROOKLYN	W	113-102	21-3		38-8	*18,047
1-30	PORTLAND	W	105-99	22-3		39-8	*19,018
1-31	PHILADELPHIA	W	91-85	23-3		40-8	*19,006
2-2	@ New Orleans	L	115-100		17-6	40-9	15,487
2-4	WASHINGTON	W	105-96	24-3		41-9	*18,047
2-6	GOLDEN STATE	W	124-116	25-3		42-9	*19,225
2-8	@ Memphis	L	94-88		17-7	42-10	18,119
2-9	@ Minnesota	W	117-105		18-7	43-10	10,987
2-11	@ Boston	L	89-88		18-8	43-11	16,093
2-20	TORONTO	L	105-80	25-4		43-12	*18,968
2-22	@ Milwaukee	W	97-86		19-8	44-12	14,787
2-25	DALLAS	W	104-87	26-4		45-12	16,126
2-27	ORLANDO	W	95-88	27-4		46-12	*18,968
2-28	@ Miami	W	93-91		20-8	47-12	19,733
3-3	HOUSTON	W	104-96	28-4		48-12	*18,968
3-5	CLEVELAND	W	106-97	29-4		49-12	*19,244
3-7	@ Philadelphia	L	92-84		20-9	49-13	17,624
3-9	SACRAMENTO	W	130-105	30-4		50-13	*18,418
3-11	@ Denver	L	112-105		20-10	50-14	13,217
3-13	@ Phoenix	W	96-87	31-5		51-14	17,136
3-15	@ LA Lakers	W	91-86	32-5		52-14	17,422
3-16	@ Sacramento	W	110-103	33-5		53-14	16,835
3-18	@ Golden State	L	114-95	34-5		53-15	19,596
3-20	@ Oklahoma City	L	123-115		23-11	53-16	18,203
3-22	@ SAN ANTONIO	L	114-95	30-5	23-12	53-17	*19,193
3-25	@ Orlando	W	95-83		24-12	53-17	17,224
3-27	MIAMI	W	99-86	31-5		55-17	*19,233
3-28	@ Charlotte	L	115-100		24-13	55-18	19,122
3-30	MILWAUKEE	W	101-88	32-5		56-18	*18,453
3-31	@ Detroit	W	105-95		24-14	56-19	14,242
4-4	BROOKLYN	W	131-99	33-5		57-19	*18,769
4-7	PHOENIX	W	96-69	34-5		58-19	*18,650
4-8	@ Brooklyn	W	114-111		25-14	59-19	17,732
4-10	CHARLOTTE	W	104-80	35-5		60-19	*18,462
4-12	@ Washington	L	108-99		25-15	60-20	19,041
4-13	NEW YORK	L	112-108	35-6		60-21	*18,265
4-15	@ Chicago	L	91-85		25-16	60-22	22,172

## GAME BY GAME / QUARTER BY QUARTER RESULTS

ATLANTA'S TOTALS ARE LISTED FIRST UNDER QUARTER SEQUENCE											
Game	Date	Opponent	1st	2nd	3rd	4th	OT	2 OT	3 OT	Final	W-L
1	10-30-13	① Dallas	28-33	27-20	24-33	30-32				109-118	0-1
2	11-01-13	TORONTO	25-24	24-15	30-29	23-27				102-95	1-1
3	11-03-13	② LA Lakers	22-33	27-29	27-26	27-17				103-105	1-2
4	11-05-13	③ Sacramento	25-32	29-13	28-20	23-35				105-100	2-2
5	11-07-13	⑥ Denver	26-26	25-28	32-29	24-26				107-109	2-3
6	11-09-13	ORLANDO	28-22	18-23	26-26	32-23				104-94	3-3
7	11-11-13	④ Charlotte	26-29	20-25	34-16	23-24				103-94	4-3
8	11-13-13	NEW YORK	24-29	21-26	23-10	23-30				91-95	4-4
9	11-15-13	PHILADELPHIA	25-17	29-39	28-17	31-30				113-103	5-4
10	11-16-13	⑤ New York	24-26	30-21	26-22	30-21				110-90	6-4
11	11-19-13	⑦ Miami	25-24	20-24	23-30	20-26				88-104	6-5
12	11-20-13	DETROIT	15-13	28-33	23-18	27-21				93-85	7-5
13	11-22-13	⑧ Detroit	27-22	22-22	24-24	23-21				96-89	8-5
14	11-23-13	BOSTON	24-25	29-24	21-15	13-30				87-94	8-6
15	11-26-13	ORLANDO	25-26	28-23	20-36	19-24				92-109	8-7
16	11-27-13	⑨ Houston	19-30	26-26	22-21	17-36				84-113	8-8
17	11-29-13	DALLAS	23-28	16-25	25-22	24-12				88-87	9-8
18	11-30-13	⑩ Washington	20-28	24-26	26-25	31-29				101-108	9-9
19	12-02-13	⑪ San Antonio	23-25	26-23	22-23	29-29				100-102	9-10
20	12-04-13	LA CLIPPERS	29-21	26-23	24-26	28-27				107-97	10-10
21	12-06-13	CLEVELAND	37-20	26-23	19-21	26-25				108-89	11-10
22	12-10-13	OKLAHOMA CITY	21-21	18-27	29-28	24-25	15-13			92-101	11-11
23	12-13-13	WASHINGTON	21-19	27-27	23-15	15-25				101-99	12-11
24	12-14-13	⑫ New York	22-26	26-31	29-24	29-30				106-111	12-12
25	12-16-13	LA LAKERS	20-28	27-26	35-19	32-27				114-100	13-12
26	12-18-13	SACRAMENTO	28-26	25-28	32-33	39-20				124-107	14-12
27	12-20-13	UTAH	30-16	25-18	30-24	33-27				118-85	15-12
28	12-23-13	⑬ Miami	23-33	31-17	30-27	27-34	8-10			119-121	15-13
29	12-26-13	⑭ Cleveland	26-27	24-21	26-24	19-23	13-13	19-17		127-125	16-13
30	12-28-13	CHARLOTTE	25-22	20-28	26-27	30-24	17-15			118-116	17-13
31	12-29-13	⑮ Orlando	20-26	29-30	27-23	26-30				102-109	17-14
32	12-31-13	⑯ Boston	20-23	19-21	23-23	30-24				92-91	18-14
33	1-03-14	GOLDEN STATE	21-24	25-22	26-18	28-37				100-101	18-15
34	1-04-14	⑰ Chicago	18-26	27-24	19-17	20-24				84-91	18-16
35	1-06-14	⑱ Brooklyn	21-27	31-19	15-26	19-19				86-91	18-17
36	1-08-14	INDIANA	25-12	24-20	30-34	18-21				97-87	19-17
37	1-10-14	HOUSTON	10-18	29-13	26-19	18-20				83-80	20-17
38	1-12-14	⑲ Memphis	18-21	23-27	31-29	29-31				101-108	20-18
39	1-16-14	BROOKLYN	27-31	26-34	21-34	36-28				110-127	20-19
40	1-20-14	MIAMI	34-31	37-39	26-22	24-22				121-114	21-19
41	1-22-14	⑳ Orlando	29-21	31-35	28-24	24-29				112-109	22-19

## GAME BY GAME / QUARTER BY QUARTER RESULTS

ATLANTA'S TOTALS ARE LISTED FIRST UNDER QUARTER SEQUENCE											
Game	Date	Opponent	1st	2nd	3rd	4th	OT	2 OT	3 OT	Final	W-L
42	1-24-14	SAN ANTONIO	14-27	20-28	22-29	23-21				79-105	22-20
43	1-25-14	Ⓜ Milwaukee	31-25	29-20	36-19	16-23				112-87	23-20
44	1-27-14	Ⓜ Oklahoma City	32-26	25-24	30-29	22-32				109-111	23-21
45	1-31-14	Ⓜ Philadelphia	27-21	37-31	38-23	23-24				125-99	24-21
46	2-01-14	MINNESOTA	25-24	23-30	38-21	34-38				120-113	25-21
47	2-04-14	INDIANA	15-19	28-23	12-24	30-23				85-89	25-22
48	2-05-14	Ⓜ New Orleans	24-28	27-19	24-24	25-34				100-105	25-23
49	2-08-14	MEMPHIS	29-27	14-10	11-24	22-18				76-79	25-24
50	2-11-14	Ⓜ Chicago	17-33	22-25	31-22	15-20				85-100	25-25
51	2-12-14	Ⓜ Toronto	24-19	20-26	21-33	18-26				83-104	25-26
52	2-18-14	Ⓜ Indiana	23-35	26-22	26-30	23-21				98-108	25-27
53	2-19-14	WASHINGTON	14-31	33-27	36-33	14-23				97-114	25-28
54	2-21-14	Ⓜ Detroit	22-19	41-33	20-34	24-29				107-115	25-29
55	2-22-14	NEW YORK	24-23	15-29	29-21	39-25				107-98	26-29
56	2-25-14	CHICAGO	30-20	21-34	24-26	28-27				103-107	26-30
57	2-26-14	Ⓜ Boston	27-25	29-33	23-23	25-34				104-115	26-31
58	3-02-14	Ⓜ Phoenix	37-40	28-39	30-23	25-27				120-129	26-32
59	3-05-14	Ⓜ Portland	19-29	19-27	17-23	23-23				78-102	26-33
60	3-07-14	Ⓜ Golden State	31-32	21-34	25-19	20-26				97-111	26-34
61	3-08-14	Ⓜ LA Clippers	32-25	26-32	20-31	30-21				108-109	26-35
62	3-10-14	Ⓜ Utah	28-22	31-22	19-36	34-30				112-110	27-35
63	3-13-14	MILWAUKEE	23-30	24-23	21-14	34-30				102-97	28-35
64	3-15-14	DENVER	28-15	25-22	24-34	20-21				97-92	29-35
65	3-17-14	Ⓜ Charlotte	22-28	24-24	30-16	21-15	12-7			97-83	30-35
66	3-18-14	TORONTO	17-26	32-23	31-29	26-28				118-113	31-35
67	3-21-14	NEW ORLEANS	16-20	28-24	27-25	34-42				105-111	31-36
68	3-23-14	Ⓜ Toronto	25-16	24-26	22-18	15-36				86-96	31-37
69	3-24-14	PHOENIX	23-25	22-17	23-35	27-25				95-102	31-38
70	3-26-14	Ⓜ Minnesota	19-20	22-28	20-27	22-32				83-107	31-39
71	3-27-14	PORTLAND	16-22	21-31	27-25	21-22				85-100	31-40
72	3-29-14	Ⓜ Washington	27-28	25-22	19-25	26-26				97-101	31-41
73	3-31-14	PHILADELPHIA	18-31	25-22	32-20	28-22				103-95	32-41
74	4-02-14	CHICAGO	31-31	18-26	23-21	20-27				92-105	32-42
75	4-04-14	CLEVELAND	39-23	22-26	29-24	27-25				117-98	33-42
76	4-06-14	Ⓜ Indiana	33-11	22-12	24-36	28-29				107-88	34-42
77	4-08-14	DETROIT	27-35	25-23	26-23	17-21				95-102	34-43
78	4-09-14	BOSTON	32-23	24-28	14-26	35-20				105-97	35-43
79	4-11-14	Ⓜ Brooklyn	16-23	39-24	19-26	19-15				93-88	36-43
80	4-12-14	MIAMI	28-23	21-26	20-13	29-23				98-85	37-43
81	4-14-14	CHARLOTTE	24-26	26-18	30-21	13-30				93-95	37-44
82	4-16-14	Ⓜ Milwaukee	29-39	29-24	29-20	29-20				111-103	38-44
82	4-17-13	Ⓜ New York	16-25	23-20	29-29	24-24				92-98	44-38

## HAWKS TEAM STATISTICS

2014-15 ATLANTA HAWKS TEAM STATISTICS													
OPPONENT	FGs	Pct.	3FGs	Pct.	FTs	Pct.	Off-Def-REB	A	PF	ST	TO	B	Pts
@ Toronto	40-80	.500	13-22	.591	9-17	.529	10-32-42	26	24	6	19	8	102
INDIANA	35-69	.507	7-20	.350	25-33	.758	3-34-37	26	20	10	13	6	102
@ San Antonio	38-92	.413	8-25	.320	8-11	.727	10-27-37	26	25	14	14	5	92
@ Charlotte	43-93	.462	13-33	.394	20-26	.769	7-31-38	28	33	8	19	3	119
NEW YORK	33-81	.407	9-22	.409	28-36	.778	12-29-41	18	17	10	9	5	103
@ New York	27-71	.380	10-27	.370	27-28	.964	9-29-38	20	16	7	16	3	91
UTAH	39-76	.513	9-20	.450	13-18	.722	13-33-46	23	12	8	22	4	100
MIAMI	42-75	.560	11-28	.393	19-23	.826	3-33-36	33	20	10	13	5	114
@ Cleveland	40-90	.444	3-22	.136	11-13	.846	11-26-37	26	12	6	19	8	94
LA LAKERS	41-85	.482	9-27	.333	18-23	.793	13-25-38	22	17	7	11	3	109
DETROIT	38-80	.475	5-24	.208	18-26	.692	8-38-46	20	18	7	10	5	99
@ Washington	36-85	.424	7-25	.280	27-34	.794	12-31-43	17	23	16	11	6	106
TORONTO	42-82	.512	10-24	.417	21-24	.875	9-23-32	31	24	4	14	4	115
NEW ORLEANS	38-76	.500	5-17	.294	19-22	.864	11-31-42	26	14	6	18	7	100
CHARLOTTE	40-75	.533	12-23	.522	13-16	.813	5-39-44	31	17	8	14	5	105
BOSTON	43-82	.524	11-24	.458	12-14	.857	4-27-31	36	14	8	16	8	109
@ Miami	40-74	.541	12-25	.480	20-23	.870	5-25-30	25	24	9	19	1	112
@ Brooklyn	35-81	.432	13-34	.382	15-24	.625	6-40-46	22	22	12	11	4	98
DEWER	36-87	.414	10-27	.370	14-19	.737	11-32-43	26	15	9	12	4	96
@ Indiana	40-77	.519	9-21	.429	19-27	.704	6-41-47	27	20	11	16	7	108
PHILADELPHIA	38-91	.418	10-30	.333	9-13	.692	16-36-52	26	16	15	18	1	95
ORLANDO	29-78	.372	9-29	.310	20-27	.741	5-37-42	24	12	12	12	3	87
@ Orlando	35-84	.417	8-27	.296	21-24	.875	9-32-41	24	19	4	11	4	99
CHICAGO	36-83	.434	7-21	.333	14-17	.824	5-35-40	26	17	10	10	7	93
@ Cleveland	49-76	.645	16-28	.571	13-16	.813	6-34-40	36	17	3	9	5	127
@ Houston	38-74	.514	10-26	.385	18-24	.750	4-33-37	26	15	7	15	9	104
@ Dallas	40-81	.494	7-19	.368	18-27	.667	6-37-43	26	21	6	17	6	105
LA CLIPPERS	34-76	.447	12-23	.522	27-35	.771	9-34-43	28	21	6	14	3	107
MILWAUKEE	31-76	.408	4-12	.174	11-14	.786	8-30-38	20	19	8	23	4	77
@ Milwaukee	33-90	.367	9-29	.310	15-19	.789	17-34-51	25	17	9	15	4	90
CLEVELAND	40-79	.506	10-29	.345	19-26	.731	7-37-44	24	17	9	11	3	98
@ Utah	33-81	.407	6-23	.261	26-30	.867	11-36-47	27	15	9	14	5	115
@ Portland	43-84	.512	6-17	.353	23-31	.742	10-36-46	17	15	9	14	5	115
@ LA Clippers	36-81	.444	13-27	.481	22-33	.667	7-34-41	25	23	13	12	2	107
MEMPHIS	32-72	.444	13-25	.520	19-23	.826	8-29-37	21	15	17	18	4	96
@ Detroit	40-82	.488	10-23	.435	16-24	.667	6-43-49	27	13	3	14	3	106
WASHINGTON	42-89	.472	16-31	.516	20-24	.833	13-29-42	34	15	14	9	3	120
@ Philadelphia	42-87	.483	12-23	.522	9-16	.563	15-32-47	34	17	6	19	3	105
@ Boston	36-73	.493	10-29	.345	23-27	.852	6-29-35	23	12	13	12	7	110
@ Toronto	42-69	.609	12-23	.522	14-16	.875	4-28-32	30	17	7	17	6	110
@ Chicago	40-84	.476	11-26	.423	16-21	.782	9-31-40	31	19	10	10	7	107

## HAWKS TEAM STATISTICS, CONT.

OPPONENT	FGs	Pct.	3FGs	Pct.	FTs	Pct.	Off-Def-REB	A	PF	ST	TO	B	Pts
DETROIT	37-84	.440	9-30	.300	10-14	.714	5-37-42	31	19	8	11	1	93
INDIANA	39-78	.500	13-29	.448	19-26	.731	9-34-43	30	23	12	16	3	110
OKLAHOMA CITY	40-83	.482	10-25	.400	13-13	1.000	10-37-47	27	13	6	19	5	103
MINNESOTA	45-80	.563	12-33	.357	12-18	.667	8-21-29	30	20	8	10	5	112
BROOKLYN	38-82	.463	12-33	.364	25-26	.962	12-33-45	29	18	4	13	4	113
PORTLAND	40-84	.476	11-23	.478	14-22	.636	7-35-42	26	17	12	13	4	105
PHILADELPHIA	34-78	.463	10-28	.357	13-18	.722	8-36-44	29	16	6	12	5	91
@ New Orleans	40-89	.449	7-22	.318	13-17	.765	9-23-32	19	15	6	6	3	100
WASHINGTON	38-80	.475	11-25	.440	18-27	.667	9-37-46	24	22	7	14	2	105
GOLDEN STATE	38-77	.494	15-27	.556	33-37	.892	4-34-38	28	19	13	13	4	124
@ Memphis	33-80	.413	12-30	.400	10-11	.909	3-34-37	17	16	6	14	5	88
@ Minnesota	44-86	.512	10-21	.476	19-20	.960	10-26-36	26	21	14	12	6	117
@ Boston	33-78	.423	7-29	.241	15-23	.652	5-39-44	23	17	6	12	5	88
TORONTO	29-88	.330	8-38	.211	14-21	.667	17-35-52	19	10	6	23	8	80
@ Milwaukee	35-87	.402	9-30	.300	18-21	.857	16-27-43	23	17	10	20	7	97
DALLAS	39-85	.459	13-35	.371	13-16	.813	10-31-41	28	18	7	11	2	104
ORLANDO	36-81	.444	14-31	.452	9-12	.750	11-31-42	27	12	11	18	5	95
@ Miami	34-79	.430	10-25	.400	15-20	.750	8-29-37	23	19	12	20	5	93
HOUSTON	39-86	.453	8-29	.276	18-21	.857	9-40-49	25	14	9	13	6	91
CLEVELAND	43-84	.512	6-21	.286	14-17	.824	11-27-38	27	22	10	13	4	106
@ Philadelphia	30-77	.390	11-25	.364	22-30	.733	9-30-39	25	24	11	12	5	110
@ Golden State	31-87	.356	8-22	.364	25-30	.833	15-29-44	24	20	14	15	4	95
@ Oklahoma City	41-82	.500	13-29	.448	20-25	.800	7-27-34	20	16	9	11	4	115
SAN ANTONIO	38-80	.475	12-24	.500	7-7	1.000	6-23-29	25	15	13	19	2	95
@ Orlando	39-90	.433	10-31	.323	7-10	.700	12-33-45	21	17	9	14	8	95
MIAMI	42-82	.514	6-18	.333	19-24	.782	5-33-36	31	13	12	17	4	99
@ Charlotte	37-86	.430	15-30	.500	11-14	.786	7-29-36	32	17	6	11	4	100
MILWAUKEE	36-79	.456	9-29	.310	20-24	.833	12-30-42	29	20	5	11	4	101
@ Detroit	40-84	.476	8-25	.320	7-10	.700	12-31-43	25	14	8	18	0	95
BROOKLYN	49-82	.598	17-33	.515	16-19	.842	7-27-34	40	16	15	13	4	131
PHOENIX	41-83	.494	4-25	.180	10-14	.714	8-46-54	21	17	9	15	4	96
@ Brooklyn	43-86	.500	11-28	.383	17-25	.680	10-30-40	35	18	11	11	4	114
CHARLOTTE	41-82	.500	10-28	.357	12-16	.750	9-35-44	31	18	10	14	4	104
@ Washington	36-87	.414	9-29	.310	18-24	.750	7-31-38	24	22	10	12	2	99
NEW YORK	39-88	.443	11-32	.344	19-23	.826	12-25-37	27	17	10	8	3	108
@ Chicago	36-92	.391	8-29	.276	5-7	.714	10-32-42	15	19	10	15	10	85

## OPPONENTS' TEAM STATISTICS

OPPONENT	FGs	Pct.	3FGs	Pct.	FtS	Pct.	Off-Def-REB	A	PF	ST	TO	B	Pts
@ Toronto	37-90	.411	8-26	.308	27-33	.818	16-32-48	26	22	13	10	9	109
INDIANA	31-81	.383	12-32	.375	18-21	.857	11-33-44	25	26	5	18	5	92
@ San Antonio	31-69	.449	5-17	.294	27-38	.711	11-39-50	25	15	7	21	9	94
@ Charlotte	48-97	.495	6-21	.286	20-27	.741	11-40-51	31	30	6	21	7	122
NEW YORK	40-84	.476	8-21	.381	8-11	.727	13-31-44	26	29	2	15	6	96
@ New York	36-83	.434	6-26	.231	7-12	.583	11-29-40	23	26	4	16	2	85
UTAH	43-86	.500	5-23	.217	6-12	.500	8-22-30	28	17	12	11	8	97
MIAMI	39-70	.473	10-21	.476	23-25	.920	5-27-32	27	20	14	14	3	103
@ Cleveland	49-90	.544	19-31	.613	10-13	.769	12-35-47	39	14	12	14	2	127
LA LAKERS	47-87	.540	6-17	.353	14-22	.636	13-31-44	24	24	7	11	0	114
DETROIT	31-83	.373	4-21	.190	23-24	.958	13-32-45	12	20	6	12	3	89
@ Washington	36-84	.429	9-20	.450	21-29	.724	16-31-47	25	25	2	20	3	102
TORONTO	42-82	.512	14-29	.483	28-33	.848	11-25-36	23	24	7	11	7	126
NEW ORLEANS	36-89	.404	7-24	.292	12-16	.750	16-26-42	24	19	8	12	4	91
CHARLOTTE	29-88	.330	5-23	.217	12-16	.750	13-25-38	20	16	3	12	4	75
BOSTON	41-84	.488	12-23	.522	11-13	.846	9-33-42	33	20	10	23	3	105
@ Miami	36-64	.563	6-16	.375	24-32	.750	4-26-30	25	24	10	19	5	102
@ Brooklyn	30-80	.375	3-18	.167	12-19	.632	9-42-51	16	21	4	19	2	75
DEWER	34-93	.366	6-35	.171	10-13	.769	16-36-52	25	22	9	14	4	84
@ Indiana	37-84	.440	9-27	.333	9-17	.529	8-34-42	23	22	6	17	2	92
PHILADELPHIA	30-72	.417	6-25	.240	13-22	.591	7-32-39	21	18	10	17	2	79
ORLANDO	30-77	.390	9-26	.346	12-16	.750	9-37-46	14	27	3	19	4	81
@ Orlando	37-74	.500	10-21	.476	16-21	.762	7-29-36	26	15	6	15	6	100
CHICAGO	35-93	.376	6-29	.207	10-14	.714	15-42-57	18	17	3	16	6	86
@ Cleveland	37-82	.451	8-30	.267	16-21	.762	10-23-33	24	17	3	9	0	98
@ Houston	34-86	.395	15-43	.349	14-18	.778	15-28-43	27	25	8	16	4	97
@ Dallas	39-90	.433	11-28	.393	13-20	.650	13-34-47	23	23	12	15	5	102
LA CLIPPERS	37-92	.402	11-29	.379	19-28	.679	16-35-51	26	23	10	10	5	104
MILWAUKEE	40-79	.506	8-19	.421	19-23	.826	6-34-40	28	19	15	15	6	107
@ Milwaukee	31-80	.388	12-30	.400	11-14	.786	13-34-47	21	18	5	19	10	85
@ Cleveland	37-84	.440	13-31	.419	14-21	.667	17-30-47	23	24	10	20	2	101
@ Utah	32-86	.372	10-31	.323	18-24	.750	11-33-44	18	18	6	14	9	92
@ Portland	42-93	.452	13-33	.394	10-12	.833	11-33-44	24	23	6	18	7	107
@ LA Clippers	33-74	.446	7-25	.280	25-33	.758	8-37-45	23	25	5	21	5	86
MEMPHIS	35-79	.443	5-17	.294	11-11	1.000	8-31-39	20	21	10	21	4	98
@ Detroit	38-96	.396	13-43	.302	14-18	.778	11-35-46	24	19	9	8	3	103
WASHINGTON	36-76	.474	5-20	.250	12-15	.800	8-31-39	25	16	5	20	7	89
@ Philadelphia	31-76	.408	9-25	.360	16-25	.640	12-23-35	20	22	8	19	6	87
@ Boston	34-83	.410	11-33	.333	12-14	.857	13-27-40	22	23	5	17	2	91
@ Toronto	35-82	.427	6-25	.240	13-17	.765	12-23-35	20	16	7	19	3	89
@ Chicago	37-80	.463	9-26	.346	16-20	.800	7-36-43	25	21	5	13	5	99

## OPPONENTS' TEAM STATISTICS, CONT.

OPPONENT	FGs	Pct.	3FGs	Pct.	FTs	Pct.	Off-Def-REB	A	PF	ST	TO	B	Pts
DETROIT	29-82	.354	9-35	.257	15-26	.577	20-41-61	17	17	6	19	2	82
INDIANA	31-78	.397	5-25	.200	24-26	.923	10-32-42	22	21	7	18	2	91
OKLAHOMA CITY	36-87	.414	10-26	.385	11-18	.611	9-27-36	23	16	11	13	7	93
MINNESOTA	37-71	.521	6-16	.375	20-25	.800	11-26-37	24	18	4	17	2	100
BROOKLYN	39-87	.448	9-24	.375	15-18	.833	9-26-35	26	20	6	10	5	102
PORTLAND	39-87	.448	11-30	.367	10-11	.909	9-37-46	25	20	7	17	3	99
PHILADELPHIA	31-81	.383	14-35	.400	9-15	.800	10-34-44	21	26	7	15	4	85
@ New Orleans	43-86	.500	9-23	.391	20-23	.870	17-35-52	30	15	5	13	10	115
WASHINGTON	34-77	.442	4-16	.250	24-30	.800	5-36-41	19	24	7	12	2	96
GOLDEN STATE	47-103	.456	12-33	.364	10-15	.667	19-32-51	31	24	7	14	7	116
@ Memphis	36-92	.391	3-13	.231	19-21	.905	17-38-55	18	12	8	11	4	94
@ Minnesota	42-93	.452	5-16	.313	16-22	.727	23-27-50	24	19	6	16	8	105
@ Boston	30-93	.323	10-31	.323	19-20	.950	16-40-56	21	23	7	10	4	89
TORONTO	43-96	.448	13-30	.433	6-8	.750	15-37-52	27	20	15	14	9	105
@ Milwaukee	32-72	.444	4-16	.250	18-18	1.000	8-30-38	19	24	10	25	7	86
DALLAS	34-80	.425	5-31	.161	14-18	.778	13-31-44	20	18	0	16	3	87
ORLANDO	36-80	.450	9-26	.346	7-13	.538	10-30-40	22	17	10	19	7	88
@ Miami	32-81	.395	7-26	.269	20-21	.952	14-33-47	17	16	12	23	3	91
HOUSTON	39-90	.433	14-41	.341	4-9	.444	8-33-41	30	21	6	13	6	96
CLEVELAND	29-69	.420	13-38	.342	26-33	.788	10-27-37	18	14	7	18	6	97
@ Philadelphia	35-95	.368	13-37	.351	9-17	.529	17-38-55	24	12	14	16	3	92
SACRAMENTO	39-81	.481	8-20	.400	19-20	.950	16-24-40	21	12	10	16	2	105
@ Denver	42-84	.500	13-31	.419	18-20	.900	11-33-44	28	20	8	19	9	115
@ Phoenix	32-78	.410	10-26	.385	13-21	.619	11-34-45	19	14	7	18	6	87
@ LA Lakers	34-85	.400	7-18	.389	11-15	.733	19-33-54	21	22	6	22	4	86
@ Sacramento	38-81	.469	7-20	.350	20-25	.800	9-36-45	23	29	7	20	5	103
@ Golden State	44-84	.524	14-30	.467	12-20	.600	10-34-44	39	23	8	18	7	114
@ Oklahoma City	43-84	.512	13-30	.433	24-26	.923	10-34-44	26	19	6	12	6	123
SAN ANTONIO	46-82	.561	7-17	.412	15-17	.882	10-33-43	30	14	8	16	4	114
@ Orlando	32-78	.410	3-16	.188	16-20	.800	10-32-42	19	14	7	17	3	83
MIAMI	32-82	.390	11-35	.314	11-15	.733	11-30-41	20	20	9	19	6	85
@ Charlotte	42-80	.525	12-26	.462	19-22	.864	7-35-42	28	16	4	9	6	115
MILWAUKEE	34-75	.453	4-17	.235	16-23	.696	13-26-39	26	22	4	15	2	88
@ Detroit	41-83	.494	11-29	.379	12-17	.706	9-29-38	26	14	11	11	6	105
BROOKLYN	39-80	.488	10-23	.435	11-17	.647	12-27-39	22	15	7	21	2	99
PHOENIX	26-83	.313	4-20	.200	13-18	.722	9-28-37	16	9	5	16	6	69
@ Brooklyn	41-87	.471	7-26	.269	22-25	.880	14-33-47	27	20	7	13	4	111
CHARLOTTE	30-83	.361	8-30	.267	12-18	.667	12-34-46	21	15	8	15	3	80
@ Washington	39-85	.459	9-21	.429	21-27	.778	14-37-51	22	19	8	19	6	108
NEW YORK	43-77	.558	13-25	.520	13-19	.684	9-30-39	33	19	7	18	7	112
Chicago	31-77	.403	7-24	.292	22-26	.846	7-43-50	14	12	11	22	9	91

## MISCELLANEOUS NUMBERS

## HAWKS SEASON SUPERLATIVES

ATL FGM HIGH 53 v/SAC, 3-9 49 two times 45 v/MIN, 1-25	ATL FGM LOW 27 @NYK, 11-10 29 two times 30 @PHI, 3-7	ATL FGA HIGH 93 @CHA, 11-7 92 two times 91 v/PHI, 12-10	ATL FGA LOW 69 two times 71 @NYK, 11-10 72 two times
ATL FG% HIGH .645 (49-76) @CLE, 12-17 .509 (42-69) @TOR, 1-16 .602 (53-88) v/SAC, 3-9	ATL FG% LOW .330 (29-88) v/TOR, 2-20 .356 (31-87) @GSW, 3-18 .367 (33-90), @MIL, 12-27	ATL FT% HIGH 1.000 two times .964 (27-28) @NYK, 11-10 .962 (25-26) v/BKN, 1-28	ATL FT% LOW .529 (9-17) @TOR, 10-29 .563 (9-16) @PHI, 1-13 .571 (4-7) v/SAC, 3-9
ATL FTM HIGH 33 v/GSW, 2-6 28 v/NYK, 11-8 27 three times	ATL FTM LOW 4 v/SAC, 3-9 5 @CHI, 4-15 7 three times	ATL FTA HIGH 37 v/GSW, 2-6 36 v/NYK, 11-8 35 v/LAC, 12-23	ATL FTA LOW 7 three times 10 two times 11 two times
ATL HIGH REBS 54 v/PHO, 4-7 52 two times 51 @MIL, 12-27	ATL LOW REBS 29 two times 30 @MIA, 12-3 31 v/BOS, 12-2	ATL HIGH ASSTS 42 v/SAC, 3-9 40 v/BKN, 4-4 36 two times	ATL LOW ASSTS 15 @CHI, 4-15 17 three times 18 two times
ATL HIGH STLs 17 v/MEM, 1-7 16 @WAS, 11-25 15 two times	ATL LOW STLs 2 v/TOR, 11-26 3 three times 4 two times	ATL HIGH TOs 23 two times 22 v/UTA, 11-12 20 two times	ATL LOW TOs 6 @NOP, 2-2 8 v/NYK, 4-13 9 three times
ATL HIGH PTS 131 v/BKN, 4-4 130 v/SAC, 3-9 127 @CLE, 12-17	ATL LOW PTS 77 v/MIL, 12-27 80 v/TOR, 2-20 84 @PHI, 3-7	ATL HIGH 3FGM 20 v/SAC, 3-9 17 v/BKN, 4-4 16 two times	ATL LOW 3FGM 3 @CLE, 11-15 4 two times 5 three times

## OPPONENTS SEASON SUPERLATIVES

OPP FGM HIGH 49 @CLE, 11-15 48 @CHA, 11-7 47 two times	OPP FGM LOW 26 v/PHO, 4-7 29 three times 30 five times	OPP FGA HIGH 103 v/GSW, 2-6 97 @CHA, 11-7 96 two times	OPP FGA LOW 64 @MIA, 12-3 69 two times 71 v/MIN, 1-25
OPP FG% HIGH .563 (36-64) @MIA, 12-3 .561 (46-82) v/SAS, 3-22 .558 (43-77) v/NYK, 4-13	OPP FG% LOW .313 (26-83) v/PHO, 4-7 .323 (30-93) @BOS, 2-11 .330 (29-88) v/CHA, 11-29	OPP FT% HIGH 1.000 two times .958 (23-24) v/DET, 11-21 .952 (20-21), @MIA, 2-28	OPP FT% LOW .444 (4-9) v/HOU, 3-3 .500 (6-12) v/UTA, 11-12 .529 (9-17) two times
OPP FTM HIGH 28 v/TOR, 11-26 27 two times 26 v/CLE, 3-6	OPP FTM LOW 4 v/HOU, 3-3 6 two times 7 two times	OPP FTA HIGH 38 @SAS, 11-5 33 four times 37 at PHI, 1-31	OPP FTA LOW 8 v/TOR, 2-20 9 v/HOU, 3-3 11 three times
OPP HIGH REBS 61 v/DET, 1-19 57 v/CHI, 12-15 56 @BOS, 2-11	OPP LOW REBS 30 two times 32 v/MIA, 11-14 33 @CLE, 12-17	OPP HIGH ASSTS 39 two times 33 two times 31 two times	OPP LOW ASSTS 12 v/DET, 11-21 14 two times 16 two times
OPP HIGH STLs 15 two times 14 @PHI, 3-7 13 two times	OPP LOW STLs 0 v/DAL, 2-25 2 two times 3 four times	OPP HIGH TOs 25 @MIL, 2-22 23 two times 22 two times	OPP LOW TOs 8 @DET, 1-10 9 two times 10 four times
OPP HIGH PTS 127 @CLE, 11-15 126 v/TOR, 11-26 123 @OKC, 3-20	OPP LOW PTS 69 v/PHO, 4-7 75 two times 79 v/PHI, 12-10	OPP HIGH 3FGM 19 @CLE, 11-15 15 @HOU, 12-20 14 four times	OPP LOW 3FGM 3 three times 4 five times 5 nine times

## MISCELLANEOUS NUMBERS, CONT

## 2014-15 SCORING BY QUARTERS

	1	2	3	4	1/2/3/4OT	TOT	HOME	GP	AVERAGE
ATL	2073 (25.3)	2099 (25.6)	2108 (25.7)	2107 (25.7)	13/9 (13.0/9.0)	8409 (102.5)	2014-15 Last Year	41 41	17,412 14,340
OPP	1916 (23.4)	1977 (24.1)	2040 (24.9)	2006 (24.5)	13/12 (13.0/12.0)	7964 (97.1)	ROAD	GP	AVERAGE
							2014-15 Last Year	41 41	17,314 17,274

## 2014-15 SINGLE QUARTER HIGHS

	1	2	3	4		1	2	3	4
ATL	36 v/CLE 3-6	43 v/SAC 3-9	42 v/BKN 4-4	38 2x	ATL	13 v/SAS 3-22	11 v/ORL 12-12	13 v/TOR 2-20	10 v/MIA 3-27
OPP	42 v/BOS 12-2	36 2x	38 @DEN 3-11	40 v/NOP 11-28	OPP	10 2x	11 v/CHA 11-29	12 v/CHA 4-10	9 v/UTA 11-12

## 2014-15 SINGLE QUARTER LOWS

## BEST PERFORMANCES

30 Millsap vs. Utah (11-12)	Points	37 Aldridge vs. Portland (1-30)
13 Millsap vs. Utah (11-12)	FGM	16 two times
24 Horford vs. Washington (2-4)	FGA	22 two times
.786 (11-14), Horford at Chicago (1-17)	FG%	1,000 (10-10), Dudley vs. Milwaukee (12-26)
7 Korver at Chicago (1-17)	3FGM	7 Williams vs. Toronto (2-20)
11 Korver vs. Toronto (2-20)	3FGA	16 Caldwell-Pope at Detroit (1-9)
15 Millsap vs. Brooklyn (1-28)	FTM	17 Westbrook at Oklahoma City (3-20)
16 Millsap vs. Brooklyn (1-28)	FTA	18 Griffin at LA Clippers (1-5)
1,000 (11-11), Teague vs. Golden State (2-6)	FT%	1,000 (17-17), Westbrook at Okla. City (3-20)
8 Millsap at Milwaukee (2-22)	Offensive Rebounds	11 Jordan vs. LA Clippers (12-23)
14 Horford at Detroit (1-9)	Defensive Rebounds	16 Whiteside at Miami (2-28)
17 Millsap vs. Utah (11-12)	Rebounds	24 Whiteside at Miami (2-28)
15 Teague at Charlotte (11-7)	Assists	19 Rondo vs. Boston (12-2)
4 three times	Steals	6 DeRozan at Toronto (10-29)
6 five times	TO	10 Wall at Washington (4-12)
4 four times	Blocked Shots	6 Duncan at San Antonio (11-5)

## HAWKS HIGH MARKS

HAWKS		OPPONENT
131 vs. Brooklyn (4-4)	Points	127 at Cleveland (11-15)
53 vs. Sacramento (3-9)	FGM	49 at Cleveland (11-15)
93 at Charlotte (11-7)	FGA	103 vs. Golden State (2-6)
.645 (49-76) at Cleveland (12-17)	FG%	.563 (36-64) at Miami (12-3)
20 vs. Sacramento (3-9)	3FGM	19 at Cleveland (11-15)
38 vs. Toronto (2-20)	3FGA	43 two times
33 vs. Golden State (2-6)	FTM	28 vs. Toronto (11-26)
37 vs. Golden State (2-6)	FTA	38 at San Antonio (11-5)
1,000 two times	FT%	1,000 two times
17 two times	Offensive Rebounds	23 at Minnesota (2-9)
46 vs. Phoenix (4-7)	Defensive Rebounds	43 at Chicago (4-15)
54 vs. Phoenix (4-7)	Rebounds	61 vs. Detroit (1-19)
42 vs. Sacramento (3-9)	Assists	39 two times
17 vs. Memphis (1-7)	Steals	15 two times
23 two times	TO	25 at Milwaukee (2-22)
10 at Chicago (4-15)	Blocked Shots	10 three times
33 at Charlotte (11-7)	Personal Fouls	30 vs. New York (11-8)
66 at Cleveland (12-17)	Bench Points	57 vs. Brooklyn (4-4)

## OPPONENTS HIGH MARKS

## MISCELLANEOUS NUMBERS, CONT.

## HAWKS RECORD BY MONTH

Oct/Nov	W	L	Pct.	Dec	W	L	Pct.	Jan	W	L	Pct.
Home	7	2	.778	Home	7	1	.875	Home	9	0	1.000
Road	2	4	.333	Road	7	1	.875	Road	8	0	1.000
Feb	W	L	Pct.	Mar	W	L	Pct.	Apr	W	L	Pct.
Home	4	1	.800	Home	5	1	.833	Home	3	0	.000
Road	3	3	.500	Road	4	6	.400	Road	1	2	.333

## HAWKS SEASON SUPERLATIVES

Player	Starts	Games Scoring In					Double Figure Games			Times Leading Team In		
		10s	20s	30s	40s	50s	Pts	Rebs	Assts	Pts*	Rebs*	Assts*
Antic	3	8	1				9			1	1	
Bazemore	10	14	1				15			1	4	
Brand	4										2	
Carroll	69	48	7				55	3		11	12	
Daye												
Horford	76	46	19				65	16	1	13	30	5
Jenkins	3	5					5					
Korver	75	42	7				49	1		11	2	1
Mack		10	1				11		1	1		11
Millsap	73	45	20	1			66	16		26	37	4
Muscala	8	5					5	2		2	2	
Payne												
Schröder	10	38	4				42		5	4		16
Scott		15	3				18			3	1	
Sefolosha	7	9					9	1		1	3	
Teague	72	34	25				59		11	23	1	59

\*Also includes times tied for team lead in points, rebounds and/or assists.

## MISCELLANEOUS NUMBERS, CONT.

## HAWKS W/L RECORD WHEN...

When FG% is:	<40%: 3-4	40-49.9%: 35-15	50-59.9%: 19-3	>60%: 3-0	
When OPP FG% is:	<40%: 18-3	40-49.9%: 40-6	50-59.9%: 2-13	>60%: 0-0	
When Leading After:	1st Qtr.: 45-6	2nd Qtr.: 46- 7	3rd Qtr.: 51-4		
When Trailing After:	1st Qtr.: 12-15	2nd Qtr.: 11-15	3rd Qtr.: 7-17		
Tied After:	1st Qtr.: 3-1	2nd Qtr.: 3-0	3rd Qtr.: 2-1	4th Qtr.: 0-1	
When More Rebounds than Opponent:	24-1	When Outrebounded:	32-19	Equal Rebounds:	4-2
When Better FG% Than Opponent:	49-4	When opp. FG% Is Better:	11-17	W/L When FG% Is Same:	0-1
When Better FT% Than Opponent:	35-10	When opp. FT% Is Better:	25-12	W/L When FT% Is Same:	0-0
When More FTA Than Opponent:	36-7	When opp. FTA Is More:	21-14	W/L When FTA Are Same:	3-1
Hawks Record in Back to Back Games:		1st Game: 17-4	2nd Game: 14-7		

## OTHER MISCELLANEOUS NUMBERS

Most Hawks Points Scored at Half	76 vs. Sacramento (3-9)
Fewest Hawks Points Scored at Half	38 at New York (11-10)
Most Hawks Points in Second Half	72 vs. Golden State (2-6)
Fewest Hawks Points in Second Half	31 at Philadelphia (3-7)
Most Opponent Points Scored at Half	71 at Cleveland (11-15)
Fewest Opponent Points Scored at Half	28 two times
Most Opponent Points in Second Half	64 two times
Fewest Opponent Points in Second Half	26 vs. Phoenix (4-7)
Highest Hawks FG% at halftime	.686 (24-35) at Cleveland (12-17)
Lowest Hawks FG% at halftime	.324 (12-37) at New York (11-10)
Highest Opponent FG% at halftime	.614 (27-44) two times
Lowest Opponent FG% at halftime	.245 (12-49), at Boston (2-11)
Highest Hawks Second Half FG%	.677 (21-31) vs. Golden State (2-6)
Lowest Hawks Second Half FG%	.275 (11-40) at Philadelphia (3-7)
Highest Opponent Second Half FG%	.700 (21-30) vs. Minnesota (1-25)
Lowest Opponent Second Half FG%	.225 (9-40) vs. Phoenix (4-7)
Most Hawks Points in Overtime	13 at Charlotte (11-7)
Most Opponent Points in Overtime	13 at Charlotte (11-7)
Most 20-point or more scorers in a game	3 two times
Most 10-point or more scorers in a game	8 two times

## HAWKS LOW MARKS

77	vs. Milwaukee (12-26)
27	at New York (11-10)
69	two times
.330	(29-88), vs. Toronto (2-20)
4	vs. Sacramento (3-9)
7	three times
.529	(9-17), at Toronto (10-29)
3	three times
21	vs. Minnesota (1-25)
29	two times
15	at Chicago (4-15)
2	vs. Toronto (11-26)
6	at New Orleans (2-2)
0	at Detroit (3-31)
10	vs. Toronto (2-20)

Points	69	vs. Phoenix (4-7)
FGM	26	vs. Phoenix (4-7)
FGA	64	at Miami (12-3)
FG%	.313	(26-83), vs. Phoenix (4-7)
FTM	4	vs. Houston (3-3)
FTA	8	vs. Toronto (2-20)
FT%	.444	(4-9), vs. Houston (3-3)
Offensive Rebounds	4	at Miami (12-3)
Defensive Rebounds	22	vs. Utah (11-12)
Rebounds	30	two times
Assists	12	vs. Detroit (11-21)
Steals	0	vs. Dallas (2-25)
TO	8	at Detroit (1-9)
Blocked Shots	0	two times
Personal Fouls	9	vs. Phoenix (4-7)



Thabo Sefolosha



## MISCELLANEOUS NUMBERS, CONT.

### GAMES MISSED DUE TO INJURY / ILLNESS

Pero Antic.....	3	flu-like symptoms
	1	right ankle sprain
	1	illness
DeMarre Carroll .....	4	groin strain
	2	left Achilles strain
Al Horford .....	1	illness
Kyle Korver .....	3	broken nose
Shelvin Mack .....	9	left calf strain
Paul Millsap .....	5	right shoulder sprain and contusion
Adreian Payne .....	5	plantar fasciitis, left foot
Dennis Schröder .....	2	left toe sprain
Mike Scott .....	2	back contusion
	1	flu-like symptoms
	11	left toe sprain
Thabo Sefolosha .....	2	flu-like symptoms
	23	right calf strain
	4	fractured right fibula
Jeff Teague .....	3	strained left hamstring
	2	left ankle sprain

### TRANSACTIONS

April 4, 2015 - Signed Austin Daye to a multi-year contract.  
 March 25, 2015 - Signed Austin Daye to a second 10-day contract.  
 March 15, 2015 - Signed Austin Daye to a 10-day contract.  
 March 5, 2015 - Signed Jarell Eddie to a 10-day contract.  
 March 2, 2015 - Recalled Mike Muscala from Fort Wayne of the NBA Development League.  
 March 1, 2015 - Assigned Mike Muscala to Fort Wayne of the NBA Development League.  
 February 10, 2015 - Traded Adreian Payne to Minnesota in exchange for a future first-round pick.  
 February 8, 2015 - Recalled Mike Muscala from Fort Wayne of the NBA Development League.  
 February 7, 2015 - Assigned Mike Muscala to Fort Wayne of the NBA Development League.  
 January 20, 2015 - Recalled John Jenkins from Idaho of the NBA Development League.  
 January 12, 2015 - Recalled Adreian Payne from Austin of the NBA Development League.  
 December 30, 2014 - Assigned John Jenkins to Idaho and Adreian Payne to Austin of the NBA Development League, pursuant to the flexible assignment rule.  
 December 29, 2014 - Recalled Mike Muscala from Fort Wayne of the NBA Development League.  
 December 28, 2014 - Assigned Mike Muscala to Fort Wayne of the NBA Development League.  
 December 22, 2014 - Recalled Adreian Payne from Austin of the NBA Development League.  
 December 20, 2014 - Recalled Mike Muscala from Fort Wayne of the NBA Development League.  
 December 19, 2014 - Assigned Mike Muscala to Fort Wayne of the NBA Development League.  
 December 9, 2014 - Assigned Adreian Payne to Austin of the NBA Development League, pursuant to the flexible assignment rule.  
 December 8, 2014 - Recalled John Jenkins and Mike Muscala from Fort Wayne of the NBA Development League.  
 December 6, 2014 - Recalled Adreian Payne from Fort Wayne of the NBA Development League and assigned Mike Muscala to Fort Wayne.  
 November 28, 2014 - Assigned John Jenkins and Adreian Payne to Fort Wayne of the NBA Development League.  
 November 23, 2014 - Recalled Adreian Payne from Fort Wayne of the NBA Development League.  
 November 20, 2014 - Assigned Adreian Payne to Fort Wayne of the NBA Development League.  
 October 21, 2014 - Waived Jarell Eddie and Dexter Pittman.  
 September 29, 2014 - Signed Jarell Eddie and Dexter Pittman.  
 September 23, 2014 - Re-signed Elton Brand and signed Kent Bazemore.  
 August 26, 2014 - Re-signed Mike Scott.  
 August 22, 2014 - Re-signed Shelvin Mack.  
 August 20, 2014 - Named Charles Lee and Ben Sullivan as Assistant Coaches.  
 August 4, 2014 - Named Neven Spahija as an Assistant Coach.  
 July 25, 2014 - Signed first-round draft pick Adreian Payne.  
 July 15, 2014 - Acquired Thabo Sefolosha and the draft rights to Giorgos Printezis from Oklahoma City in exchange for the draft rights to Sofoklis Schortsanitis.  
 July 11, 2014 - Requested waivers on John Salmons.  
 June 30, 2014 - Acquired John Salmons and a 2015 second round draft pick from Toronto in exchange for Lou Williams and the draft rights to Lucas Nogueira.  
 June 26, 2014 - Selected Adreian Payne (15th overall) in the first round and Walter Tavares (43rd overall) in the second round of the 2014 NBA Draft ... Acquired the rights to Lamar Patterson (48th overall pick) from Milwaukee in exchange for a 2015 second round pick.



**RECORDS**



**17** Dennis  
**SCHRÖDER**

## HAWKS YEARLY LEADERS

### GAMES PLAYED

1968-69	Lou Hudson, Joe Caldwell.....	81
1969-70	Joe Caldwell, Walt Hazzard, Bill Bridges.....	82
1970-71	Walt Hazzard, Walt Bellamy, Bill Bridges.....	82
1971-72	Walt Bellamy, Herm Gilliam.....	82
1972-73	Pete Maravich.....	79
1973-74	Walt Bellamy, John Brown.....	77
1974-75	Dean Meminger.....	80
1975-76	Lou Hudson, Tom Henderson.....	81
1976-77	Ken Charles.....	82
1977-78	Armond Hill, Ollie Johnson.....	82
1978-79	Armond Hill, Tom McMillen.....	82
1979-80	Steve Hawes, Wayne Rollins, Jack Givens.....	82
1980-81	Tom McMillen.....	79
1981-82	Rory Sparrow.....	82
1982-83	Dominique Wilkins.....	82
1983-84	Dominique Wilkins, Mike Glenn.....	81
1984-85	Kevin Willis.....	82
1985-86	Kevin Willis, Jon Koncak.....	82
1986-87	Jon Koncak, Cliff Levingston, Glenn Rivers.....	82
1987-88	Cliff Levingston, Randy Wittman, "Spud" Webb.....	82
1988-89	Reggie Theus, John Battle.....	82
1989-90	Anthony "Spud" Webb.....	82
1990-91	Moses Malone.....	82
1991-92	Stacey Augmon.....	82
1992-93	Duane Ferrell, Adam Keefe.....	82
1993-94	Stacey Augmon, Craig Ehlo, Jon Koncak, Andrew Lang, Ennis Whatley.....	82
1994-95	Andrew Lang.....	82
1995-96	Grant Long.....	82
1996-97	Christian Laettner.....	82
1997-98	Dikembe Mutombo.....	82
1998-99	Dikembe Mutombo.....	50
1999-00	Dikembe Mutombo, Alan Henderson.....	82
2000-01	Jason Terry.....	82
2001-02	N. Mohammed, H. Möttölä, J. Vaughn.....	82
2002-03	Alan Henderson.....	82
2003-04	Jason Terry.....	81
2004-05	Josh Childress.....	80
2005-06	Joe Johnson.....	82
2006-07	Shelden Williams.....	81
2007-08	Joe Johnson.....	82
2008-09	Maurice Evans, Flip Murray.....	80
2009-10	Al Horford, Josh Smith, Marvin Williams.....	81
2010-11	Zaza Pachulia.....	79
2011-12	Josh Smith, Jeff Teague.....	66
2012-13	Jeff Teague.....	80
2013-14	Mike Scott.....	80
2014-15	Dennis Schröder.....	77

### MOST MINUTES

1968-69	Bill Bridges.....	2930
1969-70	Bill Bridges.....	3269
1970-71	Bill Bridges.....	3140
1971-72	Walt Bellamy.....	3187
1972-73	Pete Maravich.....	3089
1973-74	Pete Maravich.....	2903
1974-75	Tom VanArsdale.....	2570
1975-76	Tom Henderson.....	2900
1976-77	John Drew.....	2688
1977-78	Armond Hill.....	2530
1978-79	Dan Roundfield.....	2539
1979-80	Eddie Johnson.....	2622
1980-81	Eddie Johnson.....	2693
1981-82	Rory Sparrow.....	2610
1982-83	Dan Roundfield.....	2811
1983-84	Dominique Wilkins.....	2961
1984-85	Dominique Wilkins.....	3023
1985-86	Dominique Wilkins.....	3049
1986-87	Dominique Wilkins.....	2969
1987-88	Dominique Wilkins.....	2948
1988-89	Dominique Wilkins.....	2997
1989-90	Dominique Wilkins.....	2888

1990-91	Dominique Wilkins.....	3078
1991-92	Kevin Willis.....	2962
1992-93	Kevin Willis.....	2878
1993-94	Mookie Blaylock.....	2915
1994-95	Mookie Blaylock.....	3069
1995-96	Grant Long.....	3008
1996-97	Christian Laettner.....	3140
1997-98	Dikembe Mutombo.....	2917
1998-99	Dikembe Mutombo.....	1829
1999-00	Dikembe Mutombo.....	2984
2000-01	Jason Terry.....	3089
2001-02	Jason Terry.....	2967
2002-03	Shareef Abdur-Rahim.....	3087
2003-04	Jason Terry.....	3018
2004-05	Al Harrington.....	2550
2005-06	Joe Johnson.....	3340
2006-07	Josh Smith.....	2647
2007-08	Joe Johnson.....	3343
2008-09	Joe Johnson.....	3124
2009-10	Josh Smith.....	2886
2010-11	Al Horford.....	2704
2011-12	Josh Smith.....	2329
2012-13	Al Horford.....	2756
2013-14	Jeff Teague.....	2542
2014-15	Kyle Korver.....	2418

### MOST FIELD GOALS MADE

1968-69	Lou Hudson.....	716
1969-70	Lou Hudson.....	820
1970-71	Lou Hudson.....	839
1971-72	Lou Hudson.....	829
1972-73	Lou Hudson.....	775
1973-74	Lou Hudson.....	816
1974-75	Pete Maravich.....	819
1975-76	Tom VanArsdale.....	544
1976-77	John Drew.....	586
1977-78	John Drew.....	689
1978-79	John Drew.....	593
1979-80	John Drew.....	650
1980-81	Eddie Johnson.....	590
1981-82	Eddie Johnson.....	573
1982-83	John Drew.....	465
1983-84	Dominique Wilkins.....	601
1984-85	Dominique Wilkins.....	684
1985-86	Dominique Wilkins.....	853
1986-87	Dominique Wilkins.....	888
1987-88	Dominique Wilkins.....	828
1988-89	Dominique Wilkins.....	909
1989-90	Dominique Wilkins.....	814
1990-91	Dominique Wilkins.....	810
1991-92	Dominique Wilkins.....	770
1992-93	Kevin Willis.....	591
1993-94	Dominique Wilkins.....	591
1994-95	Dominique Wilkins.....	741
1995-96	Kevin Willis.....	627
1996-97	Mookie Blaylock.....	509
1997-98	Steve Smith.....	494
1998-99	Christian Laettner.....	548
1999-00	Steve Smith.....	489
2000-01	Mookie Blaylock.....	247
2001-02	Jim Jackson.....	507
2002-03	Jason Terry.....	596
2003-04	Shareef Abdur-Rahim.....	598
2004-05	Shareef Abdur-Rahim.....	566
2005-06	Stephen Jackson.....	536
2006-07	Al Harrington.....	453
2007-08	Joe Johnson.....	632
2008-09	Joe Johnson.....	620
2009-10	Joe Johnson.....	647
2010-11	Joe Johnson.....	635
2011-12	Joe Johnson.....	514
2012-13	Josh Smith.....	504
2013-14	Al Horford.....	576
2014-15	Paul Millsap.....	483
	Al Horford.....	519

## HAWKS YEARLY LEADERS, CONT.

### MOST FIELD GOALS ATTEMPTED

1968-69	Lou Hudson.....	1455
1969-70	Lou Hudson.....	1564
1970-71	Lou Hudson.....	1713
1971-72	Lou Hudson.....	1540
1972-73	Pete Maravich.....	1788
1973-74	Pete Maravich.....	1791
1974-75	Tom VanArsdale.....	1269
1975-76	Lou Hudson.....	1205
1976-77	John Drew.....	1416
1977-78	John Drew.....	1236
1978-79	John Drew.....	1375
1979-80	Eddie Johnson.....	1212
1980-81	Eddie Johnson.....	1136
1981-82	Eddie Johnson.....	1011
1982-83	Dominique Wilkins.....	1220
1983-84	Dominique Wilkins.....	1429
1984-85	Dominique Wilkins.....	1891
1985-86	Dominique Wilkins.....	1897
1986-87	Dominique Wilkins.....	1787
1987-88	Dominique Wilkins.....	1957
1988-89	Dominique Wilkins.....	1756
1989-90	Dominique Wilkins.....	1672
1990-91	Dominique Wilkins.....	1640
1991-92	Kevin Willis.....	1224
1992-93	Dominique Wilkins.....	1584
1993-94	Kevin Willis.....	1257
1994-95	Mookie Blaylock.....	1198
1995-96	Steve Smith.....	1143
1996-97	Mookie Blaylock.....	1159
1997-98	Steve Smith.....	1101
1998-99	Mookie Blaylock.....	651
1999-00	Jim Jackson.....	1235
2000-01	Jason Terry.....	1367
2001-02	Shareef Abdur-Rahim.....	1297
2002-03	Glenn Robinson.....	1248
2003-04	Stephen Jackson.....	1261
2004-05	Antoine Walker.....	1013
2005-06	Joe Johnson.....	1395
2006-07	Joe Johnson.....	1139
2007-08	Joe Johnson.....	1497
2008-09	Joe Johnson.....	1420
2009-10	Joe Johnson.....	1386
2010-11	Joe Johnson.....	1161
2011-12	Josh Smith.....	1101
2012-13	Josh Smith.....	1182
2013-14	Paul Millsap.....	1047
2014-15	Al Horford.....	965

### FIELD GOAL PERCENTAGE

1968-69	Joe Caldwell.....	.507
1969-70	Lou Hudson.....	.531
1970-71	Walt Bellamy.....	.493
1971-72	Walt Bellamy.....	.545
1972-73	Bob Christian.....	.548
1973-74	Lou Hudson.....	.500
1974-75	Mike Sojourner.....	.488
1975-76	John Drew.....	.502
1976-77	Joe C. Meriweather.....	.526
1977-78	Tom McMillen.....	.493
1978-79	Wayne Rollins.....	.535
1979-80	Wayne Rollins.....	.558
1980-81	Dan Roundfield.....	.527
1981-82	Wayne Rollins.....	.584
1982-83	Mike Glenn.....	.518
1983-84	Mike Glenn.....	.563
1984-85	Mike Glenn.....	.588
1985-86	Cliff Levingston.....	.534
1986-87	Wayne Rollins.....	.546
1987-88	Cliff Levingston.....	.557
1988-89	Cliff Levingston.....	.528

1989-90	Kevin Willis.....	.519
1990-91	Kevin Willis.....	.504
1991-92	Duane Ferrell.....	.524
1992-93	Kevin Willis.....	.506
1993-94	Stacey Augmon.....	.510
1994-95	Grant Long.....	.479
1995-96	Stacey Augmon.....	.491
1996-97	Dikembe Mutombo.....	.527
1997-98	Dikembe Mutombo.....	.537
1998-99	Dikembe Mutombo.....	.512
1999-00	Dikembe Mutombo.....	.562
2000-01	Dikembe Mutombo.....	.477
2001-02	Shareef Abdur-Rahim/Nazr Mohammed.....	.461
2002-03	Shareef Abdur-Rahim.....	.478
2003-04	Shareef Abdur-Rahim.....	.485
2004-05	Josh Childress.....	.470
2005-06	Joe Johnson.....	.453
2006-07	Joe Johnson.....	.471
2007-08	Josh Childress.....	.571
2008-09	Al Horford.....	.525
2009-10	Al Horford.....	.551
2010-11	Al Horford.....	.557
2011-12	Jeff Teague.....	.476
2012-13	Al Horford.....	.543
2013-14	Mike Scott.....	.479
2014-15	Al Horford.....	.538

### MOST 3-PT FIELD GOALS MADE

1979-80	Eddie Johnson.....	5
	James McElroy.....	5
1980-81	Eddie Johnson.....	6
1981-82	Eddie Johnson.....	7
1982-83	Eddie Johnson.....	14
	Wes Matthews.....	14
1983-84	Eddie Johnson.....	16
1984-85	Dominique Wilkins.....	25
1985-86	Dominique Wilkins.....	13
1986-87	Mike McGee.....	86
1987-88	Dominique Wilkins.....	38
1988-89	Glenn Rivers.....	43
1989-90	Dominique Wilkins.....	59
1990-91	Glenn Rivers.....	88
1991-92	Paul Graham.....	55
1992-93	Dominique Wilkins.....	120
1993-94	Mookie Blaylock.....	114
1994-95	Mookie Blaylock.....	199
1995-96	Mookie Blaylock.....	231
1996-97	Mookie Blaylock.....	221
1997-98	Steve Smith.....	97
1998-99	Mookie Blaylock.....	77
1999-00	Jim Jackson.....	117
2000-01	Jason Terry.....	124
2001-02	Jason Terry.....	172
2002-03	Jason Terry.....	160
2003-04	Jason Terry.....	146
2004-05	Antoine Walker.....	85
2005-06	Joe Johnson.....	128
2006-07	Joe Johnson.....	119
2007-08	Joe Johnson.....	169
2008-09	Mike Bibby.....	167
2009-10	Jamal Crawford.....	163
2010-11	Jamal Crawford.....	119
2011-12	Joe Johnson.....	125
2012-13	Kyle Korver.....	189
2013-14	Kyle Korver.....	185
2014-15	Kyle Korver.....	221

## HAWKS YEARLY LEADERS, CONT.

### MOST 3-PT FIELD GOALS ATTEMPTED

1979-80	Eddie Johnson	13
1980-81	Charlie Criss	21
1981-82	Eddie Johnson	30
1982-83	Wes Matthews	48
1983-84	Eddie Johnson	43
1984-85	Dominique Wilkins	81
1985-86	Dominique Wilkins	70
1986-87	Mike McGee	229
1987-88	Dominique Wilkins	129
1988-89	Glenn Rivers	124
1989-90	Dominique Wilkins	183
1990-91	Glenn Rivers	262
1991-92	Paul Graham	141
1992-93	Dominique Wilkins	316
1993-94	Mookie Blaylock	341
1994-95	Mookie Blaylock	555
1995-96	Mookie Blaylock	623
1996-97	Mookie Blaylock	604
1997-98	Mookie Blaylock	334
1998-99	Mookie Blaylock	251
1999-00	Jim Jackson	303
2000-01	Jason Terry	314
2001-02	Jason Terry	444
2002-03	Jason Terry	431
2003-04	Stephen Jackson	427
2004-05	Antoine Walker	268
2005-06	Joe Johnson	360
2006-07	Joe Johnson	312
2007-08	Joe Johnson	444
2008-09	Mike Bibby	428
2009-10	Jamal Crawford	427
2010-11	Jamal Crawford	349
2011-12	Joe Johnson	322
2012-13	Kyle Korver	414
2013-14	Kyle Korver	392
2014-15	Kyle Korver	449

### 3-PT PERCENTAGE

MINIMUM 55 3FG MADE, 45 IN 2011-12

1979-80	Eddie Johnson (5-13)	385
1980-81	Eddie Johnson (6-20)	300
1981-82	Mike Glenn (1-2)	500
1982-83	Eddie Johnson (14-41)	341
1983-84	Mike Glenn (1-2)	500
1984-85	Glenn Rivers (15-36)	417
1985-86	Scott Hastings (3-4)	750
1986-87	Mike McGee	376
1987-88	Cliff Levingston (1-2)	500
1988-89	Glenn Rivers (43-124)	347
1989-90	Dominique Wilkins	322
1990-91	Dominique Wilkins	341
1991-92	Paul Graham	390
1992-93	Dominique Wilkins	380
1993-94	Craig Ehlo	348
1994-95	Mookie Blaylock	359
1995-96	Mookie Blaylock/Craig Ehlo	371
1996-97	Henry James	420
1997-98	Eldridge Recasner	419
1998-99	Steve Smith	338
1999-00	Jim Jackson	386
2000-01	Jason Terry	395
2001-02	Jason Terry	387
2002-03	Jason Terry	371
2003-04	Jason Terry	347
2004-05	Tony Delk	356
2005-06	Tyrone Lue	457
2006-07	Joe Johnson	381
2007-08	Joe Johnson	381
2008-09	Maurice Evans	395
2009-10	Mike Bibby	389

2010-11	Mike Bibby	441
2011-12	Willie Green	442
2012-13	Kyle Korver	457
2013-14	Kyle Korver	472
2014-15	Kyle Korver	492

### MOST FREE THROWS MADE

1968-69	Zelmo Beaty	370
1969-70	Joe Caldwell	379
1970-71	Pete Maravich	404
1971-72	Pete Maravich	355
1972-73	Pete Maravich	485
1973-74	Pete Maravich	469
1974-75	John Drew	388
1975-76	John Drew	488
1976-77	John Drew	412
1977-78	John Drew	437
1978-79	John Drew	495
1979-80	John Drew	489
1980-81	John Drew	454
1981-82	John Drew	364
1982-83	Dan Roundfield	337
1983-84	Dominique Wilkins	382
1984-85	Dominique Wilkins	486
1985-86	Dominique Wilkins	577
1986-87	Dominique Wilkins	607
1987-88	Dominique Wilkins	541
1988-89	Moses Malone	561
1989-90	Moses Malone	493
1990-91	Dominique Wilkins	476
1991-92	Dominique Wilkins	294
1992-93	Dominique Wilkins	519
1993-94	Stacey Augmon	333
1994-95	Steve Smith	295
1995-96	Christian Laettner	324
1996-97	Christian Laettner	359
1997-98	Steve Smith	389
1998-99	Dikembe Mutombo	195
1999-00	Dikembe Mutombo	298
2000-01	Jason Terry	303
2001-02	Shareef Abdur-Rahim	419
2002-03	Shareef Abdur-Rahim	455
2003-04	Shareef Abdur-Rahim	294
2004-05	Al Harrington	236
2005-06	Zaza Pachulia	297
2006-07	Zaza Pachulia	293
2007-08	Marvin Williams	336
2008-09	Joe Johnson	299
2009-10	Jamal Crawford	270
2010-11	Josh Smith	229
2011-12	Josh Smith	203
2012-13	Jeff Teague	199
2013-14	Jeff Teague	318
2014-15	Jeff Teague	275

### MOST FREE THROWS ATTEMPTED

1968-69	Zelmo Beaty	506
1969-70	Joe Caldwell	551
1970-71	Walt Bellamy	556
1971-72	Walt Bellamy	581
1972-73	Pete Maravich	606
1973-74	Pete Maravich	568
1974-75	John Drew	544
1975-76	John Drew	656
1976-77	John Drew	577
1977-78	John Drew	575
1978-79	John Drew	677
1979-80	John Drew	646
1980-81	John Drew	577
1981-82	John Drew	491

## HAWKS YEARLY LEADERS, CONT.

### MOST FREE THROWS ATTEMPTED (CONT.)

1982-83	Dan Roundfield	450
1983-84	Dominique Wilkins	496
1984-85	Dominique Wilkins	603
1985-86	Dominique Wilkins	705
1986-87	Dominique Wilkins	742
1987-88	Dominique Wilkins	655
1988-89	Moses Malone	711
1989-90	Moses Malone	631
1990-91	Dominique Wilkins	574
1991-92	Kevin Willis	363
1992-93	Dominique Wilkins	627
1993-94	Stacey Augmon	436
1994-95	Steve Smith	349
1995-96	Christian Laettner	396
1996-97	Christian Laettner	440
1997-98	Steve Smith	455
1998-99	Dikembe Mutombo	285
1999-00	Dikembe Mutombo	421
2000-01	Jason Terry	358
2001-02	Shareef Abdur-Rahim	523
2002-03	Shareef Abdur-Rahim	541
2003-04	Shareef Abdur-Rahim	334
2004-05	Al Harrington	351
2005-06	Zaza Pachulia	404
2006-07	Josh Smith	387
2007-08	Josh Smith	469
2008-09	Joe Johnson	362
2009-10	Josh Smith	422
2010-11	Josh Smith	316
2011-12	Josh Smith	322
2012-13	Josh Smith	321
2013-14	Paul Millsap	391
2014-15	Paul Millsap	337

### FREE THROW PERCENTAGE

(MINIMUM 125 FT MADE, 101 IN 2011-12)

1968-69	Lou Hudson	777
1969-70	Butch Beard	828
1970-71	Len Chappell	811
1971-72	Herrn Gilliam	838
1972-73	Lou Hudson	825
1973-74	Lou Hudson	836
1974-75	John Wetzel	883
1975-76	Lou Hudson	814
1976-77	Lou Hudson	840
1977-78	Ollie Johnson	854
1978-79	Tom McMillen	891
1979-80	Armond Hill	849
1980-81	Charlie Criss	865
1981-82	Tom McMillen	824
1982-83	Mike Glenn	831
1983-84	Johnny Davis	848
1984-85	Mike Glenn	816
1985-86	Scott Hastings	857
1986-87	Glenn Rivers	828
1987-88	Wayne Rollins	875
1988-89	Anthony "Spud" Webb	867
1989-90	Anthony "Spud" Webb	871
1990-91	Anthony "Spud" Webb	868
1991-92	Kevin Willis	804
1992-93	Dominique Wilkins	828
1993-94	Duane Ferrell	783
1994-95	Steve Smith	845
1995-96	Steve Smith	826
1996-97	Steve Smith	847
1997-98	Christian Laettner	864
1998-99	Steve Smith	849
1999-00	Jim Jackson	877
2000-01	Jason Terry	846
2001-02	Jason Terry	835

2002-03	Jason Terry	887
2003-04	Shareef Abdur-Rahim	880
2004-05	Tyrone Lue	871
2005-06	Joe Johnson	791
2006-07	Tyrone Lue	883
2007-08	Joe Johnson	834
2008-09	Joe Johnson	826
2009-10	Jamal Crawford	857
2010-11	Jamal Crawford	854
2011-12	Joe Johnson	849
2012-13	Jeff Teague	881
2013-14	Lou Williams	849
2014-15	Jeff Teague	862

### MOST DEFENSIVE REBOUNDS

1973-74	Jim Washington	528
1974-75	John Drew	479
1975-76	John Drew	374
1976-77	John Drew	395
1977-78	Steve Hawes	510
1978-79	Dan Roundfield	539
1979-80	Dan Roundfield	544
1980-81	Dan Roundfield	403
1981-82	Dan Roundfield	494
1982-83	Dan Roundfield	621
1983-84	Dan Roundfield	515
1984-85	Kevin Willis	345
1985-86	Kevin Willis	461
1986-87	Kevin Willis	528
1987-88	Wayne Rollins	317
1988-89	Moses Malone	570
1989-90	Moses Malone	448
1990-91	Dominique Wilkins	471
1991-92	Kevin Willis	840
1992-93	Kevin Willis	693
1993-94	Kevin Willis	628
1994-95	Grant Long	405
1995-96	Grant Long	540
1996-97	Dikembe Mutombo	661
1997-98	Dikembe Mutombo	656
1998-99	Dikembe Mutombo	418
1999-00	Dikembe Mutombo	853
2000-01	Dikembe Mutombo	505
2001-02	Shareef Abdur-Rahim	498
2002-03	Shareef Abdur-Rahim	502
2003-04	Shareef Abdur-Rahim	354
2004-05	Antoine Walker	371
2005-06	Al Harrington	391
2006-07	Josh Smith	456
2007-08	Al Horford	537
2008-09	Al Horford	479
2009-10	Al Horford	563
2010-11	Al Horford	536
2011-12	Josh Smith	496
2012-13	Al Horford	562
2013-14	Paul Millsap	473
2014-15	Paul Millsap	431

## HAWKS YEARLY LEADERS, CONT.

### MOST ASSISTS

1968-69	Joe Caldwell.....	320
1969-70	Walt Hazzard.....	561
1970-71	Walt Hazzard.....	514
1971-72	Pete Maravich.....	393
1972-73	Pete Maravich.....	546
1973-74	Pete Maravich.....	396
1974-75	Dean Meminger.....	397
1975-76	Tom Henderson.....	374
1976-77	Armond Hill.....	403
1977-78	Armond Hill.....	427
1978-79	Armond Hill.....	480
1979-80	Armond Hill.....	424
1980-81	Eddie Johnson.....	407
1981-82	Rory Sparrow.....	424
1982-83	Eddie Johnson.....	318
1983-84	Eddie Johnson.....	326
1984-85	Eddie Johnson.....	566
1985-86	Glenn Rivers.....	443
1986-87	Glenn Rivers.....	823
1987-88	Glenn Rivers.....	747
1988-89	Glenn Rivers.....	525
1989-90	Anthony "Spud" Webb.....	477
1990-91	Anthony "Spud" Webb.....	417
1991-92	Rumeal Robinson.....	446
1992-93	Mookie Blaylock.....	671
1993-94	Mookie Blaylock.....	789
1994-95	Mookie Blaylock.....	616
1995-96	Mookie Blaylock.....	478
1996-97	Mookie Blaylock.....	463
1997-98	Mookie Blaylock.....	469
1998-99	Mookie Blaylock.....	278
1999-00	Jason Terry.....	346
2000-01	Jason Terry.....	403
2001-02	Jason Terry.....	444
2002-03	Jason Terry.....	600
2003-04	Jason Terry.....	437
2004-05	Josh Childress.....	151
2005-06	Joe Johnson.....	536
2006-07	Joe Johnson.....	249
2007-08	Joe Johnson.....	474
2008-09	Joe Johnson.....	455
2009-10	Joe Johnson.....	369
2010-11	Joe Johnson.....	338
2011-12	Jeff Teague.....	321
2012-13	Jeff Teague.....	579
2013-14	Jeff Teague.....	528
2014-15	Jeff Teague.....	513

### MOST REBOUNDS

1968-69	Bill Bridges.....	1132
1969-70	Bill Bridges.....	1181
1970-71	Bill Bridges.....	1233
1971-72	Walt Bellamy.....	1049
1972-73	Walt Bellamy.....	964
1973-74	Walt Bellamy.....	740
1974-75	John Drew.....	836
1975-76	John Drew.....	660
1976-77	John Drew.....	675
1977-78	Steve Hawes.....	690
1978-79	Dan Roundfield.....	865
1979-80	Dan Roundfield.....	837
1980-81	Dan Roundfield.....	634
1981-82	Dan Roundfield.....	721
1982-83	Dan Roundfield.....	880
1983-84	Dan Roundfield.....	721
1984-85	Cliff Levingston.....	566
1985-86	Kevin Willis.....	704
1986-87	Kevin Willis.....	849
1987-88	Kevin Willis.....	547
1988-89	Moses Malone.....	956

1989-90	Moses Malone.....	812
1990-91	Dominique Wilkins.....	732
1991-92	Kevin Willis.....	1258
1992-93	Kevin Willis.....	1028
1993-94	Kevin Willis.....	963
1994-95	Grant Long.....	595
1995-96	Grant Long.....	788
1996-97	Dikembe Mutombo.....	929
1997-98	Dikembe Mutombo.....	932
1998-99	Dikembe Mutombo.....	610
1999-00	Dikembe Mutombo.....	1157
2000-01	Dikembe Mutombo.....	693
2001-02	Shareef Abdur-Rahim.....	696
2002-03	Shareef Abdur-Rahim.....	677
2003-04	Stephen Jackson.....	370
2004-05	Josh Childress.....	482
2005-06	Zaza Pachulia.....	613
2006-07	Josh Smith.....	621
2007-08	Al Horford.....	785
2008-09	Al Horford.....	624
2009-10	Al Horford.....	799
2010-11	Al Horford.....	718
2011-12	Josh Smith.....	632
2012-13	Al Horford.....	757
2013-14	Paul Millsap.....	627
2014-15	Paul Millsap.....	570

### REBOUND AVERAGE

1968-69	Bill Bridges.....	14.2
1969-70	Bill Bridges.....	14.4
1970-71	Bill Bridges.....	15.0
1971-72	Walt Bellamy.....	12.8
1972-73	Walt Bellamy.....	13.2
1973-74	Jim Washington.....	10.1
1974-75	John Drew.....	10.7
1975-76	John Drew.....	8.6
1976-77	John Drew.....	9.1
1977-78	Steve Hawes.....	9.2
1978-79	Dan Roundfield.....	10.8
1979-80	Dan Roundfield.....	10.3
1980-81	Dan Roundfield.....	10.1
1981-82	Dan Roundfield.....	11.8
1982-83	Dan Roundfield.....	11.4
1983-84	Dan Roundfield.....	9.9
1984-85	Cliff Levingston.....	7.6
1985-86	Kevin Willis.....	8.6
1986-87	Kevin Willis.....	10.5
1987-88	Kevin Willis.....	7.3
1988-89	Moses Malone.....	11.8
1989-90	Moses Malone.....	10.0
1990-91	Dominique Wilkins.....	9.0
1991-92	Kevin Willis.....	15.5
1992-93	Kevin Willis.....	12.9
1993-94	Kevin Willis.....	12.0
1994-95	Grant Long.....	7.5
1995-96	Grant Long.....	9.6
1996-97	Dikembe Mutombo.....	11.6
1997-98	Dikembe Mutombo.....	11.4
1998-99	Dikembe Mutombo.....	12.2
1999-00	Dikembe Mutombo.....	14.1
2000-01	Dikembe Mutombo.....	14.1
2001-02	Shareef Abdur-Rahim.....	9.0
2002-03	Shareef Abdur-Rahim.....	8.4
2003-04	Stephen Jackson.....	4.6
2004-05	Josh Smith.....	6.2
2005-06	Zaza Pachulia.....	7.9
2006-07	Josh Smith.....	8.6
2007-08	Al Horford.....	9.7
2008-09	Zaza Pachulia.....	5.7
2009-10	Al Horford.....	9.9
2010-11	Al Horford.....	9.3
2011-12	Josh Smith.....	9.6
2012-13	Al Horford.....	10.2
2013-14	Paul Millsap.....	8.5
2014-15	Paul Millsap.....	7.8

## HAWKS YEARLY LEADERS, CONT.

### OFFENSIVE REBOUNDS

1973-74	Walt Bellamy.....	264
1974-75	John Drew.....	357
1975-76	John Drew.....	286
1976-77	John Drew.....	280
1977-78	John Drew.....	213
1978-79	Dan Roundfield.....	326
1979-80	Dan Roundfield.....	293
1980-81	Dan Roundfield.....	231
1981-82	Dan Roundfield.....	227
1982-83	Dan Roundfield.....	259
1983-84	Dominique Wilkins.....	254
1984-85	Cliff Levingston.....	230
1985-86	Dominique Wilkins.....	261
1986-87	Kevin Willis.....	321
1987-88	Kevin Willis.....	235
1988-89	Moses Malone.....	386
1989-90	Moses Malone.....	364
1990-91	Moses Malone.....	271
1991-92	Kevin Willis.....	418
1992-93	Kevin Willis.....	335
1993-94	Kevin Willis.....	335
1994-95	Grant Long.....	190
1995-96	Grant Long.....	248
1996-97	Dikembe Mutombo.....	268
1997-98	Dikembe Mutombo.....	276
1998-99	Dikembe Mutombo.....	192
1999-00	Dikembe Mutombo.....	304
2000-01	Dikembe Mutombo.....	188
2001-02	Nazr Mohammed.....	242
2002-03	Shareef Abdur-Rahim.....	175
2003-04	Shareef Abdur-Rahim.....	141
2004-05	Josh Childress.....	195
2005-06	Zaza Pachulia.....	264
2006-07	Zaza Pachulia.....	199
2007-08	Al Horford.....	248
2008-09	Zaza Pachulia.....	173
2009-10	Al Horford.....	236
2010-11	Al Horford.....	182
2011-12	Zaza Pachulia.....	154
2012-13	Al Horford.....	195
2013-14	Paul Millsap.....	154
2014-15	Paul Millsap.....	139

### MOST PERSONAL FOULS

1968-69	Bill Bridges.....	290
1969-70	Bill Bridges.....	292
1970-71	Bill Bridges.....	317
1971-72	Don Adams.....	259
1972-73	George Trapp.....	274
1973-74	Pete Maravich.....	261
1974-75	John Drew.....	274
1975-76	John Drew.....	261
1976-77	Joe C. Meriweather.....	324
1977-78	Wayne Rollins.....	326
1978-79	Dan Roundfield.....	358
1979-80	Wayne Rollins.....	322
1980-81	Steve Hawes.....	289
1981-82	Wayne Rollins.....	285
1982-83	Wayne Rollins.....	294
1983-84	Wayne Rollins.....	294
1984-85	Glenn Rivers.....	250
1985-86	Jon Koncak.....	296
1986-87	Kevin Willis.....	313
1987-88	Cliff Levingston.....	287
1988-89	Cliff Levingston.....	270
1989-90	Kevin Willis.....	259
1990-91	Jon Koncak.....	265
1991-92	Blair Rasmussen.....	233
1992-93	Jon Koncak, Kevin Willis.....	264
1993-94	Kevin Willis.....	250
1994-95	Andrew Lang.....	271
1995-96	Christian Laettner.....	276
1996-97	Christian Laettner.....	277

1997-98	Dikembe Mutombo.....	254
1998-99	Dikembe Mutombo.....	145
1999-00	Dikembe Mutombo.....	248
2000-01	Lorenzen Wright.....	232
2001-02	Nazr Mohammed.....	252
2002-03	Theo Ratliff.....	271
2003-04	Stephen Jackson.....	216
2004-05	Al Harrington.....	249
2005-06	Al Harrington.....	301
2006-07	Zaza Pachulia.....	267
2007-08	Josh Smith.....	269
2008-09	Zaza Pachulia.....	208
2009-10	Josh Smith.....	240
2010-11	Josh Smith.....	217
2011-12	Zaza Pachulia/Josh Smith.....	172
2012-13	Jeff Teague.....	181
2013-14	Paul Millsap.....	210
2014-15	Paul Millsap.....	201

### MOST DISQUALIFICATIONS

1968-69	Zelmo Beaty.....	7
1969-70	Bill Bridges.....	6
1970-71	Bill Bridges.....	7
1971-72	Don Adams.....	5
1972-73	George Trapp.....	11
1973-74	John Brown.....	10
1974-75	Mike Sojourner.....	10
1975-76	John Drew.....	11
1976-77	Joe C. Meriweather.....	21
1977-78	John Brown.....	18
1978-79	Wayne Rollins, John Drew.....	19
1979-80	Wayne Rollins.....	12
1980-81	Steve Hawes.....	13
1981-82	John Drew.....	6
1982-83	Wayne Rollins.....	10
1983-84	Wayne Rollins.....	9
1984-85	Glenn Rivers.....	7
1985-86	Jon Koncak.....	10
1986-87	Glenn Rivers.....	5
1987-88	Antoine Carr.....	7
1988-89	Glenn Rivers.....	6
1989-90	Koncak, Carr, Willis.....	4
1990-91	Duane Ferrell.....	3
1991-92	Paul Graham.....	3
1992-93	Jon Koncak.....	6
1993-94	Kevin Willis, Andrew Lang.....	2
1994-95	Andrew Lang.....	4
1995-96	Christian Laettner.....	7
1996-97	Christian Laettner.....	8
1997-98	Christian Laettner.....	6
1998-99	Dikembe Mutombo, Steve Smith.....	2
1999-00	Henderson, Mutombo, Rider, Wright.....	3
2000-01	Chris Crawford, Hanno Mottola.....	3
2001-02	Hanno Mottola.....	5
2002-03	Theo Ratliff.....	3
2003-04	Chris Crawford.....	4
2004-05	Tony Delk.....	3
2005-06	Zaza Pachulia.....	6
2006-07	Pachulia, Smith, Wright.....	4
2007-08	Josh Smith.....	6
2008-09	Evans, Pachulia, Smith.....	1
2009-10	Randolph Morris, Zaza Pachulia.....	2
2010-11	Kirk Hinrich.....	2
2011-12	Josh Smith.....	3
2012-13	Al Horford.....	2
2013-14	Paul Millsap.....	3
2014-15	DeMarre Carroll/Kyle Korver.....	1

## HAWKS YEARLY LEADERS, CONT.

### MOST STEALS

1973-74	Lou Hudson	160
1974-75	John Drew	119
1975-76	John Drew	138
1976-77	Ken Charles	141
1977-78	Armond Hill	151
1978-79	John Drew	128
1979-80	Eddie Johnson	120
1980-81	Eddie Johnson	126
1981-82	Eddie Johnson	102
1982-83	Dominique Wilkins	84
1983-84	Glenn Rivers	127
1984-85	Glenn Rivers	163
1985-86	Dominique Wilkins	138
1986-87	Glenn Rivers	171
1987-88	Glenn Rivers	140
1988-89	Glenn Rivers	181
1989-90	Dominique Wilkins	126
1990-91	Glenn Rivers	148
1991-92	Stacey Augmon	124
1992-93	Mookie Blaylock	203
1993-94	Mookie Blaylock	212
1994-95	Mookie Blaylock	200
1995-96	Mookie Blaylock	212
1996-97	Mookie Blaylock	212
1997-98	Mookie Blaylock	183
1998-99	Mookie Blaylock	99
1999-00	Jason Terry	90
2000-01	Jason Terry	104
2001-02	Jason Terry	144
2002-03	Jason Terry	126
2003-04	Stephen Jackson	142
2004-05	Al Harrington	85
2005-06	Joe Johnson	103
2006-07	Josh Smith	101
2007-08	Josh Smith	123
2008-09	Mike Bibby	98
2009-10	Josh Smith	130
2010-11	Josh Smith	99
2011-12	Jeff Teague	106
2012-13	Jeff Teague	117
2013-14	Paul Millsap	129
2014-15	Paul Millsap	130

### MOST BLOCKED SHOTS

1973-74	Jim Washington	74
1974-75	Mike Sojourner	57
1975-76	Dwight Jones	61
1976-77	Joe C. Meriweather	82
1977-78	Wayne Rollins	218
1978-79	Wayne Rollins	254
1979-80	Wayne Rollins	244
1980-81	Dan Roundfield	119
1981-82	Wayne Rollins	224
1982-83	Wayne Rollins	343
1983-84	Wayne Rollins	277
1984-85	Wayne Rollins	167
1985-86	Wayne Rollins	167
1986-87	Wayne Rollins	140
1987-88	Wayne Rollins	132
1988-89	Moses Malone	100
1989-90	Moses Malone	84
1990-91	Dominique Wilkins	65
1991-92	Jon Koncak	67
1992-93	Jon Koncak	100
1993-94	Jon Koncak	125
1994-95	Andrew Lang	144
1995-96	Christian Laettner	71
1996-97	Dikembe Mutombo	264

1997-98	Dikembe Mutombo	277
1998-99	Dikembe Mutombo	147
1999-00	Dikembe Mutombo	269
2000-01	Dikembe Mutombo	137
2001-02	Shareef Abdur-Rahim	81
2002-03	Theo Ratliff	262
2003-04	Theo Ratliff	166
2004-05	Josh Smith	144
2005-06	Josh Smith	208
2006-07	Josh Smith	207
2007-08	Josh Smith	227
2008-09	Josh Smith	111
2009-10	Josh Smith	172
2010-11	Josh Smith	120
2011-12	Josh Smith	115
2012-13	Josh Smith	136
2013-14	Elton Brand	88
2014-15	Al Horford	98

### MOST POINTS

1968-69	Lou Hudson	1770
1969-70	Lou Hudson	2031
1970-71	Lou Hudson	2039
1971-72	Lou Hudson	1899
1972-73	Pete Maravich	2063
1973-74	Pete Maravich	2107
1974-75	John Drew	1442
1975-76	John Drew	1660
1976-77	John Drew	1790
1977-78	John Drew	1623
1978-79	John Drew	1795
1979-80	John Drew	1559
1980-81	John Drew	1454
1981-82	John Drew	1298
1982-83	Dan Roundfield	1464
1983-84	Dominique Wilkins	1750
1984-85	Dominique Wilkins	2217
1985-86	Dominique Wilkins	2366
1986-87	Dominique Wilkins	2294
1987-88	Dominique Wilkins	2397
1988-89	Dominique Wilkins	2099
1989-90	Dominique Wilkins	2138
1990-91	Dominique Wilkins	2101
1991-92	Kevin Willis	1480
1992-93	Dominique Wilkins	2121
1993-94	Kevin Willis	1531
1994-95	Mookie Blaylock	1373
1995-96	Steve Smith	1446
1996-97	Christian Laettner	1486
1997-98	Steve Smith	1464
1998-99	Steve Smith	672
1999-00	Jim Jackson	1317
2000-01	Jason Terry	1619
2001-02	Shareef Abdur-Rahim	1636
2002-03	Shareef Abdur-Rahim	1608
2003-04	Stephen Jackson	1450
2004-05	Josh Childress	807
2005-06	Joe Johnson	1653
2006-07	Joe Johnson	1426
2007-08	Joe Johnson	1779
2008-09	Joe Johnson	1688
2009-10	Joe Johnson	1619
2010-11	Joe Johnson	1312
2011-12	Josh Smith	1239
2012-13	Josh Smith	1327
2013-14	Paul Millsap	1328
2014-15	Paul Millsap	1218

## HAWKS YEARLY LEADERS, CONT.

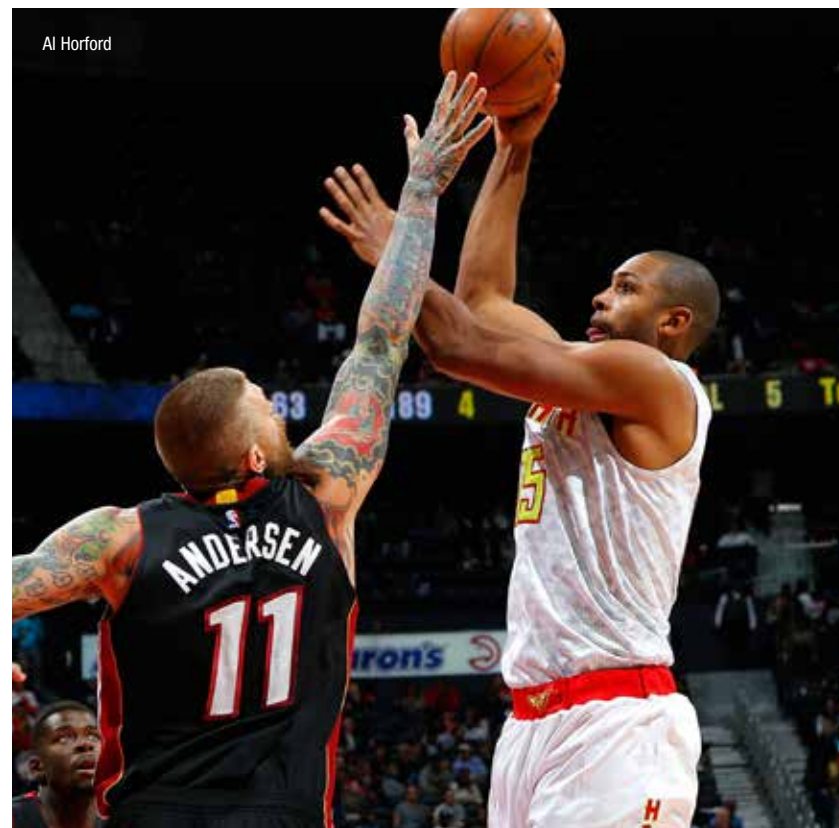
### SCORING AVERAGE

(MINIMUM 70 GAMES OR 1400 POINTS, 57 GAMES OR 1127 POINTS IN 2011-12)

1968-69	Lou Hudson	21.9
1969-70	Lou Hudson	25.4
1970-71	Lou Hudson	26.8
1971-72	Lou Hudson	24.7
1972-73	Lou Hudson	27.1
1973-74	Pete Maravich	27.7
1974-75	John Drew	18.5
1975-76	John Drew	21.6
1976-77	John Drew	24.2
1977-78	John Drew	23.2
1978-79	John Drew	22.7
1979-80	John Drew	19.5
1980-81	John Drew	21.7
1981-82	Dan Roundfield	18.6
1982-83	Dan Roundfield	19.0
1983-84	Dominique Wilkins	21.6
1984-85	Dominique Wilkins	27.4
1985-86	Dominique Wilkins	30.3
1986-87	Dominique Wilkins	29.0
1987-88	Dominique Wilkins	30.7
1988-89	Dominique Wilkins	26.2

1989-90	Dominique Wilkins	26.7
1990-91	Dominique Wilkins	25.9
1991-92	Kevin Willis	18.3
1992-93	Dominique Wilkins	29.9
1993-94	Kevin Willis	19.1
1994-95	Mookie Blaylock	17.2
1995-96	Steve Smith	18.1
1996-97	Steve Smith	20.1
1997-98	Steve Smith	20.1
1998-99	Steve Smith	18.7
1999-00	Jim Jackson	16.7
2000-01	Jason Terry	19.7
2001-02	Shareef Abdur-Rahim	21.2
2002-03	Glenn Robinson	20.8
2003-04	Stephen Jackson	18.1
2004-05	Josh Childress	10.1
2005-06	Joe Johnson	20.2
2006-07	Joe Johnson	25.0
2007-08	Joe Johnson	21.7
2008-09	Joe Johnson	21.4
2009-10	Joe Johnson	21.3
2010-11	Joe Johnson	18.2
2011-12	Joe Johnson/Josh Smith	18.8
2012-13	Josh Smith	17.5
2013-14	Paul Millsap	17.9

Al Horford



## HAWKS INDIVIDUAL RECORDS (\*) NBA Record

Category	Player	Opponent	Years/Date
<b>MOST POINTS</b>			
Career.....	23,292	Dominique Wilkins	1982-94
Season.....	2,397	Dominique Wilkins	1987-88
Game.....	57	Dominique Wilkins	12-10-86
		Dominique Wilkins	vs. New Jersey
		Lou Hudson	12-10-86
		Bob Pettit	11-10-69
		Bob Pettit	vs. Chicago at Auburn, AL
		Bob Pettit	at Detroit
Half.....	36	Dominique Wilkins	2-18-61
Quarter.....	28	Dominique Wilkins	2-16-88
Overtime.....	13	Steve Smith	2-16-88
		Joe Caldwell	1-24-97
		Joe Caldwell	vs. Cincinnati
		Joe Caldwell	2-18-70

## HIGHEST SCORING AVERAGE

Career.....	26.4	Dominique Wilkins	1982-94
Season.....	26.4	Bob Pettit	1954-65
	30.7	Dominique Wilkins	1987-88

## MOST FIELD GOALS MADE

Career.....	8,752	Dominique Wilkins	1982-94
Season.....	909	Dominique Wilkins	1987-88
Game.....	25	Lou Hudson	11-10-69
		Bob Pettit	vs. Chicago at Auburn, AL
		Bob Pettit	at Detroit
Half.....	15	Lou Hudson	2-08-61
		John Drew	11-10-69
Quarter.....	12	Cliff Hagan	12-20-78
		Cliff Hagan	vs. Denver
		Cliff Hagan	at New York
		Cliff Hagan	2-04-58

## MOST FIELD GOALS ATTEMPTED

Career.....	18,743	Dominique Wilkins	1982-94
Season.....	1,957	Dominique Wilkins	1987-88
Game.....	43	Bob Pettit	12-06-61
		Bob Pettit	at Philadelphia
Half.....	30	Bob Pettit	12-06-61
Quarter.....	19	Bob Pettit	12-06-61
		Bob Pettit	at Philadelphia

## HIGHEST FIELD GOAL PERCENTAGE

Career.....	.553	Mike Glenn	1981-85
Season.....	.588	Mike Glenn	1984-85

## MOST 3-POINT FIELD GOALS MADE

Career.....	1,050	Mookie Blaylock	1992-99
Season.....	231	Mookie Blaylock	1995-96
Game.....	9	Steve Smith	3-14-97
		Steve Smith	vs. Seattle
Half.....	8	Kyle Korver	1-25-13
Quarter.....	7	Henry James	4-15-97
		Steve Smith	vs. New Jersey
		Steve Smith	vs. Seattle
		Steve Smith	3-14-97

## MOST 3-POINT FIELD GOALS ATTEMPTED

Career.....	3,023	Mookie Blaylock	1992-99
Season.....	623	Mookie Blaylock	1995-96
Game.....	16	Mookie Blaylock	3-01-96
		Mookie Blaylock	vs. Cleveland
		Mookie Blaylock	vs. Houston
Half.....	11	Mookie Blaylock	3-13-95
Quarter.....	9	Henry James	3-01-96
		Henry James	vs. Cleveland
		Henry James	vs. New Jersey
		Henry James	4-15-97

## MOST FREE THROWS MADE

Career.....	6,182	Bob Pettit	1954-65
Season.....	607	Dominique Wilkins	1986-87
Game.....	23	Dominique Wilkins	12-08-92
		Dominique Wilkins	vs. Chicago
Half.....	16	Pete Maravich	1-09-73
Quarter.....	14	Pete Maravich	11-28-73
		Pete Maravich	vs. Buffalo

## HAWKS INDIVIDUAL RECORDS, CONT. (\*) NBA Record

Category	Player	Opponent	Years/Date
<b>MOST FREE THROWS ATTEMPTED</b>			
Career.....	8,119	Bob Pettit	1954-65
Season.....	901	Bob Pettit	1961-62
Game.....	28	John Drew	4-05-77
		John Drew	at Phoenix
Half.....	18	John Drew	2-09-78
		John Drew	at Phoenix
Quarter.....	16	Pete Maravich	4-05-77
		Pete Maravich	1-02-73
		Pete Maravich	at Chicago

## CONSECUTIVE FREE THROWS MADE

Season.....	47	Tom McMillen	1978-79
Game.....	(*) 23	Dominique Wilkins	12-08-92
		Dominique Wilkins	vs. Chicago

## HIGHEST FREE THROW PERCENTAGE

Career.....	.897	Kyle Korver	2012-08
Season.....	.898	Kyle Korver	2014-15

## MOST REBOUNDS

Career.....	12,849	Bob Pettit	1954-65
Season.....	1,540	Bob Pettit	1960-61
	1,258	Kevin Willis	(with St. Louis)
Game.....	35	Bob Pettit	(with Atlanta)
		Bob Pettit	vs. Cincinnati
		Bob Pettit	vs. Minneapolis at New York
Half.....	21	Bob Pettit	1-04-56
Quarter.....	15	Zelmo Beaty	3-02-58
		Zelmo Beaty	vs. Cincinnati
		Zelmo Beaty	2-14-69
		Zelmo Beaty	vs. Boston

## MOST OFFENSIVE REBOUNDS

Career.....	2,615	Kevin Willis	1984-94, 2004-05
Season.....	418	Kevin Willis	1991-92
Game.....	16	Kevin Willis	2-19-92
		Walt Bellamy	vs. Washington
		Walt Bellamy	vs. Buffalo
Half.....	11	Kevin Willis	12-11-73
Quarter.....	7	Zaza Pachulia	2-19-92
		Zaza Pachulia	at Milwaukee
		Zaza Pachulia	2-23-13

## MOST DEFENSIVE REBOUNDS

Career.....	4,717	Kevin Willis	1984-94, 2004-05
Season.....	853	Dikembe Mutombo	1999-00
Game.....	20	Dikembe Mutombo	1-06-01
		Dikembe Mutombo	vs. Orlando
		Kevin Willis	vs. Dallas
Half.....	15	Kevin Willis	12-03-91
Quarter.....	12	Kevin Willis	2-03-92
		Kevin Willis	vs. Seattle
		Kevin Willis	2-03-92

## HIGHEST REBOUNDING AVERAGE

Career.....	16.2	Bob Pettit	1954-65
Season.....	20.3	Bob Pettit	1960-61

## MOST ASSISTS

Career.....	3,866	Glenn Rivers	1983-91
Season.....	823	Glenn Rivers	1986-87
Game.....	23	Mookie Blaylock	3-06-93
		Glenn Rivers	vs. Utah
Half.....	16	Glenn Rivers	3-08-88
Quarter.....	11	John McCarthy	3-08-60
		John McCarthy	vs. Phoenix
		John McCarthy	vs. Detroit

## HIGHEST ASSISTS AVERAGE

Career.....	7.3	Mookie Blaylock	1992-99
Season.....	10.0	Glenn Rivers	1986-87

## MOST STEALS

Career.....	1,321	Mookie Blaylock	1992-99
Season.....	212	Mookie Blaylock	1993-94, 1995-96, 1996-97
Game.....	10	Mookie Blaylock	4-14-98
		Mookie Blaylock	vs. Philadelphia
Half.....	7	Mookie Blaylock	3-01-94
Quarter.....	6	Mookie Blaylock	3-01-94
		Mookie Blaylock	vs. Minnesota
		Mookie Blaylock	vs. Minnesota

## HAWKS INDIVIDUAL RECORDS, CONT. (\*) NBA Record

Category	Player	Opponent	Years/Date
<b>MOST BLOCKED SHOTS</b>			
Career .....	2,283 Wayne Rollins		1977-88
Season .....	343 Wayne Rollins		1982-83
Game .....	12 Wayne Rollins	vs. Portland	2-21-79
Half .....	8 Josh Smith	vs. Philadelphia	2-04-08
	8 Wayne Rollins	vs. Cleveland	3-29-83
Quarter .....	6 Josh Smith	vs. Philadelphia	2-04-08
	6 Antoine Carr	vs. New York	3-11-88
	6 Wayne Rollins	vs. New Jersey	12-03-82

## MOST TURNOVERS

Career .....	2,286 Dominique Wilkins		1982-95
Season .....	267 Joe Johnson		2005-06
Game .....	(*) 14 John Drew	at New Jersey	3-01-78
Half .....	9 John Drew	at New Jersey	3-01-78
Quarter .....	6 Joe Johnson	at Philadelphia	3-22-06
	6 John Drew	at New Jersey	3-01-78

## MOST MINUTES PLAYED

Career .....	32,545 Dominique Wilkins		1982-94
Season .....	3,343 Joe Johnson		2007-08

## MOST GAMES PLAYED

Career .....	882 Dominique Wilkins		1982-95
Season .....	82 Joe Johnson	achieved 58 times	

## MOST PERSONAL FOULS

Career .....	2,924 Wayne Rollins		1977-88
Season .....	366 Bill Bridges		1967-68
Game .....	(*) 8 Don Otten	Tri-Cities at Sheboygan	11-24-49

## MOST DISQUALIFICATIONS

## TEAM RECORDS (\*) NBA Record

Category	Opponent	Years/Date	Category	Opponent	Years/Date
<b>MOST POINTS</b>					
Season .....	9,646	1969-70	<b>HIGHEST FIELD GOAL PCT.</b>		
Game .....	155 at San Diego	2-11-70	Season .....	.490	1985-86
	155 vs. New York	1-24-60	<b>MOST FREE THROWS MADE</b>		
Half .....	97 at San Diego	2-11-70	Season .....	2,120	1970-71
Quarter .....	54 at San Diego	2-11-70	Game .....	49 vs. Detroit	3-07-59
Overtime .....	20 at Detroit	1-27-12	Half .....	31 vs. New York	12-14-57
Season .....	20 vs. Toronto	4-02-08	Quarter .....	(*) 26 at Milwaukee	3-03-91
	3,817	1969-70	<b>MOST FREE THROWS ATTEMPTED</b>		
<b>MOST FIELD GOALS MADE</b>			Season .....	2,975	1970-71
Game .....	65 vs. Detroit	12-06-60	Game .....	64 vs. Boston	2-15-70
Half .....	40 at San Antonio	11-27-79	Half .....	40 at Phoenix	2-09-78
Quarter .....	23 vs. Detroit	12-06-60	Quarter .....	29 vs. Syracuse	12-21-57
Season .....	8,003	1972-73	<b>HIGHEST FREE THROW PCT.</b>		
<b>MOST FIELD GOALS ATTEMPTED</b>			Season .....	.800	1988-89
Game .....	134 at Philadelphia	12-06-61	<b>MOST BLOCKED SHOTS**</b>		
Half .....	68 vs. Chicago	10-28-61	Season .....	665	1982-83
Quarter .....	36 vs. New York	1-24-60	Game .....	19 vs. Chicago	11-23-82
Season .....	117.6	1969-70	Half .....	12 vs. New York	3-11-88
<b>HIGHEST SCORING AVERAGE</b>			Quarter .....	9 vs. New York	3-11-88

## TEAM RECORDS, CONT. (\*) NBA Record

Category	Opponent	Years/Date	Category	Opponent	Years/Date
<b>MOST 3-PT. FIELD GOALS MADE</b>					
Season .....	818	2014-15	<b>MOST TURNOVERS**</b>		
Game .....	20 vs. Sacramento	3-09-15	Season .....	1,523	1978-79
Half .....	12 vs. Sacramento	3-09-15	Game .....	40 vs. Chicago	10-23-68
	12 at Cleveland	12-17-14	Half .....	20 vs. Detroit	1-04-78
Quarter .....	9 at Cleveland	12-17-14	Quarter .....	13 at New Orleans	11-29-03
Season .....	2,152	2014-15	<b>FEWEST POINTS</b>		
<b>MOST 3-PT. FIELD GOALS ATTEMPTED</b>			Season .....	4,315	1998-99
Game .....	39 at Orlando	12-29-13	Game .....	57 Milwaukee vs. Boston	
	39 vs. Charlotte	12-28-13		at Providence, R.I.	2-27-55
Half .....	22 vs. Philadelphia	12-10-14		ATL-era 58 at Chicago	1-14-13
	22 at Brooklyn	12-05-15	First Half .....	20 at Chicago	1-14-13
Quarter .....	13 8x, most recent vs. Toronto	2-20-15	Second Half .....	25 vs. New Orleans	1-21-11
Season .....	4,599	1968-69		25 vs. Orlando	11-26-09
<b>MOST REBOUNDS</b>				25 vs. Cleveland	11-09-04
Game .....	102 vs. New York	12-14-57	First Quarter .....	7 at L.A. Lakers	1-09-04
Half .....	55 vs. New York	12-14-57	Second Quarter .....	5 at Chicago	1-14-13
Quarter .....	35 vs. New York	12-14-57	Third Quarter .....	8 at Chicago	2-20-07
Season .....	1,441	1974-75		vs. Minnesota	12-06-07
<b>MOST OFFENSIVE REBOUNDS**</b>			Fourth Quarter .....	8 at Cleveland	1-05-05
Game .....	36 at Buffalo	11-13-73		at Golden State	11-05-03
Half .....	22 vs. New York	1-03-87		vs. Minnesota	3-01-94
Quarter .....	12 vs. Cleveland	2-04-79	Overtime .....	0 at Miami	1-05-12
<b>MOST DEFENSIVE REBOUNDS**</b>			<b>LOWEST SCORING AVERAGE</b>		
Season .....	2,712	1973-74	Season .....	.86.3	1998-99
Game .....	49 vs. Utah	3-25-12	<b>FEWEST FIELD GOALS MADE</b>		
	49 vs. Philadelphia	10-22-74	Season .....	1,539	1998-99
Half .....	28 vs. Cleveland	2-29-80	Game .....	20 at Cleveland	4-10-99
Quarter .....	16 at Chicago	1-10-75	<b>FEWEST FIELD GOALS ATTEMPTED</b>		
<b>MOST ASSISTS</b>			Season .....	3,760	1998-99
Season .....	2,846	1980-81	Game .....	57 vs. Cleveland	3-04-97
Game .....	47 vs. New York	1-24-60	<b>LOWEST FIELD GOAL PERCENTAGE</b>		
Half .....	34 at Washington	3-05-75	Season .....	.409	1998-99
Quarter .....	25 at San Diego	2-11-70	<b>FEWEST FREE THROWS MADE</b>		
<b>MOST PERSONAL FOULS</b>			Season .....	1,025	2011-12
Season .....	1,916	1972-73	Game .....	2 at Cleveland	1-09-13
<b>MOST DISQUALIFICATIONS</b>			<b>FEWEST FREE THROWS ATTEMPTED</b>		
Season .....	80	1977-78	Season .....	1,385	2011-12
Game .....	5 at Utah	2-19-86	Game .....	5 at Cleveland	1-09-13
<b>MOST STEALS**</b>				5 at LA Clippers	2-26-00
Season .....	916	1977-78	<b>LOWEST FREE THROW PERCENTAGE</b>		
Game .....	23 at Philadelphia	4-09-97	Season .....	.686	1951-52, 1952-53
Half .....	14 at Philadelphia	4-09-97	<b>FEWEST REBOUNDS</b>		
	14 at Philadelphia	1-19-77	Season .....	2,175	1998-99
Quarter .....	8 vs. Indiana	3-06-92	Game .....	21 at Milwaukee	3-06-00

\*\*Statistics in these areas were not kept prior to 1973-74. For the top team season highs and lows in every category, see pg. 102.

## TEAM RECORDS, CONT. (\*) NBA Record

Category	Opponent	Years/Date
<b>FEWEST OFFENSIVE REBOUNDS**</b>		
Season .....	652	2011-12

<b>FEWEST DEFENSIVE REBOUNDS**</b>		
Season .....	1,499	1998-99

<b>FEWEST ASSISTS</b>		
Season .....	782	1998-99
Game.....	5	vs. New York 4-28-99

<b>FEWEST PERSONAL FOULS</b>		
Season .....	987	1998-99

## ALL-TIME CAREER LEADERS \*all St. Louis years @ years spent in St. Louis/Atlanta

### GAMES PLAYED

Dominique Wilkins .....	882	1982-94
Wayne Rollins .....	814	1977-88
* Bob Pettit .....	792	1954-65
Kevin Willis .....	753	1984-94, 04-05
* Cliff Hagan .....	745	1956-66
@ Lou Hudson .....	730	1968-77
Jon Koncak .....	717	1985-95
@ Bill Bridges .....	683	1962-71
Josh Smith .....	676	2004-13
Eddie Johnson .....	619	1977-86

### MINUTES PLAYED

Dominique Wilkins .....	32,545	1982-94
* Bob Pettit .....	30,590	1954-65
@ Lou Hudson .....	25,825	1968-77
@ Bill Bridges .....	23,574	1962-71
Josh Smith .....	23,078	2004-13
Kevin Willis .....	22,588	1984-94, 04-05
* Cliff Hagan .....	21,731	1956-66
Wayne Rollins .....	20,763	1977-88
Joe Johnson .....	19,733	2005-12
* Lenny Wilkens .....	19,552	1960-68

### AVERAGE MINUTES (MIN. 100 GMS)

* Mel Hutchins .....	40.2	1951-53
Joe Johnson .....	38.8	2005-12
* Bob Pettit .....	38.8	1954-65
Shareef Abdur-Rahim .....	38.0	2001-04
Al Harrington .....	37.5	2004-06
Pete Maravich .....	37.2	1970-74
Mookie Blaylock .....	37.1	1992-99
Dominique Wilkins .....	36.9	1982-94
Steve Smith .....	36.7	1994-99
Dikembe Mutombo .....	36.2	1996-01

### TOTAL POINTS

Dominique Wilkins .....	23,292	1982-94
* Bob Pettit .....	20,880	1954-65
@ Lou Hudson .....	16,049	1968-77

Category	Opponent	Years/Date
<b>FEWEST DISQUALIFICATIONS</b>		
Season .....	2	2014-15

<b>FEWEST STEALS**</b>		
Season .....	346	1998-99
Game.....	0	at Milwaukee 3-02-03
		at Charlotte 12-21-96

<b>FEWEST BLOCKED SHOTS**</b>		
Season .....	33	1973-74
Game.....	0	many times, most recently: at Detroit (3-31-15)

\*\*Statistics in these areas were not kept prior to 1973-74. For the top three team season highs and lows in every category, see pg. 102.

### TOTAL POINTS (cont.)

* Cliff Hagan .....	13,447	1956-66
John Drew .....	12,621	1974-82
Joe Johnson .....	10,606	2005-12
Kevin Willis .....	10,582	1984-94, 04-05
Josh Smith .....	10,371	2004-13
Eddie Johnson .....	9,631	1977-86
@ Zelfo Beatty .....	8,727	1962-69

### SCORING AVERAGE (MIN. 100 GMS)

Dominique Wilkins .....	26.4	1982-94
* Bob Pettit .....	26.4	1954-65
Pete Maravich .....	24.3	1970-74
@ Lou Hudson .....	22.0	1968-77
John Drew .....	21.2	1974-82
Joe Johnson .....	20.9	2005-12
Shareef Abdur-Rahim .....	20.4	2001-04
* Clyde Lovellette .....	19.3	1958-62
Steve Smith .....	18.6	1994-99
Al Harrington .....	18.1	2004-06

### FIELD GOALS MADE

Dominique Wilkins .....	8,752	1982-94
* Bob Pettit .....	7,349	1954-65
@ Lou Hudson .....	6,570	1968-77
* Cliff Hagan .....	5,239	1956-66
John Drew .....	4,545	1974-82
Kevin Willis .....	4,382	1984-94, 04-05
Josh Smith .....	4,030	2004-13
Joe Johnson .....	4,007	2005-12
Eddie Johnson .....	3,801	1977-86
@ Bill Bridges .....	3,269	1962-71

### FIELD GOALS ATTEMPTED

Dominique Wilkins .....	18,743	1982-94
* Bob Pettit .....	16,872	1954-65
@ Lou Hudson .....	13,501	1968-77
* Cliff Hagan .....	11,630	1956-66
John Drew .....	9,660	1974-82
Joe Johnson .....	8,929	2005-12
Kevin Willis .....	8,707	1984-94, 04-05
Josh Smith .....	8,674	2004-13
Eddie Johnson .....	7,957	1977-86
@ Bill Bridges .....	7,490	1962-71

## ALL-TIME CAREER LEADERS \*all St. Louis years @ years spent in St. Louis/Atlanta

### FIELD GOAL PCT. (Minimum 500 FGM)

Mike Glenn .....	553	1981-85
Al Horford .....	541	2007-
Dikembe Mutombo .....	529	1996-01
Wayne Rollins .....	529	1977-88
Cliff Levingston .....	528	1984-90
Josh Childress .....	522	2004-08
* Dike Eddelman .....	518	1949-52
Antoine Carr .....	516	1984-90
Walt Bellamy .....	508	1969-74
Randy Wittman .....	507	1983-88

### MOST 3-PT. FIELD GOALS MADE

Mookie Blaylock .....	1,050	1992-99
Joe Johnson .....	908	2005-12
Jason Terry .....	648	1999-04
Kyle Korver .....	595	2012-
Steve Smith .....	549	1994-99
Dominique Wilkins .....	500	1982-94
Mike Bibby .....	475	2008-11
Jeff Teague .....	310	2009-
Jamal Crawford .....	282	2009-11
Josh Smith .....	267	2004-13

### MOST 3-PT. FIELD GOALS ATTEMPTED

Mookie Blaylock .....	3,023	1992-99
Joe Johnson .....	2,502	2005-12
Jason Terry .....	1,767	1999-04
Steve Smith .....	1,630	1994-99
Dominique Wilkins .....	1,587	1982-94
Kyle Korver .....	1,255	2012-
Mike Bibby .....	1,195	2008-11
Josh Smith .....	942	2004-13
Jeff Teague .....	909	2009-
Jamal Crawford .....	776	2009-11

### MOST FREE THROWS MADE

* Bob Pettit .....	6,182	1954-65
Dominique Wilkins .....	5,288	1982-94
John Drew .....	3,527	1974-82
* Cliff Hagan .....	2,969	1956-66
@ Lou Hudson .....	2,909	1968-77
* Lenny Wilkens .....	2,633	1960-68
* Zelfo Beatty .....	2,207	1962-69
@ Bill Bridges .....	2,147	1962-71
Josh Smith .....	2,044	2004-13
Glenn Rivers .....	2,008	1983-91

### MOST FREE THROWS ATTEMPTED

* Bob Pettit .....	8,119	1954-65
Dominique Wilkins .....	6,506	1982-94
John Drew .....	4,743	1974-82
* Cliff Hagan .....	3,722	1956-66
@ Lou Hudson .....	3,659	1968-77
* Lenny Wilkens .....	3,478	1960-68
Josh Smith .....	3,125	2004-13
@ Bill Bridges .....	3,099	1962-71
@ Zelfo Beatty .....	2,952	1962-69
Kevin Willis .....	2,570	1984-94, 2004-05

### HIGHEST FREE THROW PCT

(Minimum 200 FTM)		
Kyle Korver .....	897	2012-
Salim Stoudamire .....	882	2005-08
Glenn Robinson .....	876	2002-03
Jim Jackson .....	872	1999-00
Tyronn Lue .....	870	2004-08
Lou Williams .....	857	2012-14
Jamal Crawford .....	856	2009-11
Reggie Theus .....	851	1988-89
Jason Terry .....	845	1999-04
Steve Smith .....	844	1994-99
Jeff Teague .....	839	2009-

### TOTAL REBOUNDS

* Bob Pettit .....	12,849	1954-65
@ Bill Bridges .....	8,656	1962-71
Kevin Willis .....	7,332	1984-94, 2004-05
Dominique Wilkins .....	6,119	1982-94
Wayne Rollins .....	5,994	1977-88
@ Zelfo Beatty .....	5,622	1962-69
Josh Smith .....	5,407	2004-13
* Cliff Hagan .....	5,126	1956-66
Dan Roundfield .....	4,658	1978-84
Al Horford .....	4,548	2007-

### MOST OFFENSIVE REBOUNDS

Kevin Willis .....	2,615	1984-94, 2004-05
Dominique Wilkins .....	2,531	1982-94
Wayne Rollins .....	1,902	1977-88
John Drew .....	1,878	1974-82
Dan Roundfield .....	1,542	1978-84
Josh Smith .....	1,409	2004-13
Zaza Pachulia .....	1,247	2005-13
Al Horford .....	1,229	2007-
Dikembe Mutombo .....	1,228	1996-01
Cliff Levingston .....	1,177	1984-90

### MOST DEFENSIVE REBOUNDS

Kevin Willis .....	4,717	1984-94, 2004-05
Wayne Rollins .....	4,092	1977-88
Josh Smith .....	3,998	2004-13
Dominique Wilkins .....	3,588	1982-94
Al Horford .....	3,319	2007-
Dan Roundfield .....	3,116	1978-84
Dikembe Mutombo .....	3,093	1996-01
Jon Koncak .....	2,583	1985-95
John Drew .....	2,555	1974-82
Steve Hawes .....	2,244	1976-83

### REBOUNDING AVERAGE (Minimum 100 games)

* Bob Pettit .....	16.2	1954-65
@ Bill Bridges .....	12.7	1962-71
Dikembe Mutombo .....	12.6	1996-01
Walt Bellamy .....	12.2	1969-74
* Mel Hutchins .....	11.6	1951-53
@ Zelfo Beatty .....	11.2	1962-69
Dan Roundfield .....	10.7	1978-84
Moses Malone .....	10.0	1988-91
Kevin Willis .....	9.7	1984-94, 2004-05
* Clyde Lovellette .....	9.6	1958-62
Al Horford .....	9.2	2007-

### MOST ASSISTS

Glenn Rivers .....	3,866	1983-91
Mookie Blaylock .....	3,764	1992-99
Eddie Johnson .....	3,207	1977-86
* Lenny Wilkens .....	3,049	1960-68
Joe Johnson .....	2,653	2005-12
* Bob Pettit .....	2,369	1954-65
Dominique Wilkins .....	2,321	1982-94
* Cliff Hagan .....	2,242	1956-66
Jason Terry .....	2,230	1999-04
Jeff Teague .....	2,201	2009-

## ALL-TIME CAREER LEADERS, CONT. \*all St. Louis years @ years spent in St. Louis/Atlanta

### MOST STEALS

Mookie Blaylock.....	1,321	1992-99
Dominique Wilkins.....	1,245	1982-94
Glenn Rivers.....	1,166	1983-91
John Drew.....	859	1974-82
Josh Smith.....	857	2004-13
Eddie Johnson.....	741	1977-86
Jason Terry.....	588	1999-04
Kevin Willis.....	581	1984-94, 2004-05
Stacey Augmon.....	570	1991-96
Jeff Teague.....	516	2009-

### MOST BLOCKED SHOTS

Wayne Rollins.....	2,283	1977-88
Josh Smith.....	1,440	2004-13
Dikembe Mutombo.....	1,094	1996-01
Jon Koncak.....	747	1985-95
Dan Roundfield.....	716	1978-84
Dominique Wilkins.....	588	1982-94
Al Horford.....	576	2007-
Theo Ratliff.....	436	2001-04
Kevin Willis.....	425	1984-94, 2004-05
Cliff Livingston.....	371	1984-90

## ALL-TIME SEASON LEADERS \* St. Louis Hawks players

### GAMES PLAYED

* Zelmo Beaty.....	82	1967-68
Bill Bridges.....	82	1969-70
Joe Caldwell.....	82	1969-70
Walt Hazzard.....	82	1969-70
Jim Davis.....	82	1969-70
Walt Hazzard.....	82	1970-71
Walt Bellamy.....	82	1970-71
Bill Bridges.....	82	1970-71
Walt Bellamy.....	82	1971-72
Herm Gilliam.....	82	1971-72
Ken Charles.....	82	1976-77
Armond Hill.....	82	1977-78
Ollie Johnson.....	82	1977-78
Armond Hill.....	82	1978-79
Tom McMillen.....	82	1978-79
Steve Hawes.....	82	1979-80
Wayne Rollins.....	82	1979-80
Jack Givens.....	82	1979-80
Rory Sparrow.....	82	1981-82
Dominique Wilkins.....	82	1982-83
Kevin Willis.....	82	1984-85
Kevin Willis.....	82	1985-86
Jon Koncak.....	82	1985-86
Jon Koncak.....	82	1986-87
Cliff Livingston.....	82	1986-87
Glenn Rivers.....	82	1986-87
Cliff Livingston.....	82	1987-88
Anthony Webb.....	82	1987-88
Randy Wittman.....	82	1987-88
John Battle.....	82	1988-89
Reggie Theus.....	82	1988-89
Anthony Webb.....	82	1989-90
Moses Malone.....	82	1990-91
Stacey Augmon.....	82	1991-92
Duane Ferrell.....	82	1992-93
Adam Keefe.....	82	1992-93
Stacey Augmon.....	82	1993-94
Craig Ehlo.....	82	1993-94
Jon Koncak.....	82	1993-94
Andrew Lang.....	82	1993-94

### MOST PERSONAL FOULS

Wayne Rollins.....	2,924	1977-88
@ Bill Bridges.....	2,575	1962-71
* Cliff Hagan.....	2,547	1956-66
* Bob Pettit.....	2,526	1954-65
Kevin Willis.....	2,364	1984-94, 2004-05
Jon Koncak.....	2,248	1985-95
John Drew.....	2,216	1974-82
@ Lou Hudson.....	2,110	1968-77
@ Zelmo Beaty.....	2,002	1962-69
Josh Smith.....	1,915	2004-13

### MOST DISQUALIFICATIONS

Wayne Rollins.....	88	1977-88
John Drew.....	76	1974-82
* Charles Share.....	74	1953-60
@ Zelmo Beaty.....	65	1962-69
@ Bill Bridges.....	61	1962-71
John Brown.....	49	1973-80
Armond Hill.....	39	1976-84
* Lenny Wilkens.....	38	1960-68
Jon Koncak.....	37	1985-95
Dan Roundfield.....	36	1978-84

### GAMES PLAYED (cont.)

Ennis Whatley.....	82	1993-94
Andrew Lang.....	82	1994-95
Grant Long.....	82	1995-96
Christian Laettner.....	82	1996-97
Dikembe Mutombo.....	82	1997-98
Alan Henderson.....	82	1999-00
Dikembe Mutombo.....	82	1999-00
Jason Terry.....	82	2000-01
Nazr Mohammed.....	82	2001-02
Hanno Mottola.....	82	2001-02
Jacque Vaughn.....	82	2001-02
Alan Henderson.....	82	2002-03
Joe Johnson.....	82	2005-06
Joe Johnson.....	82	2007-08

### MOST MINUTES PLAYED

Joe Johnson.....	3,343	2007-08
Joe Johnson.....	3,340	2005-06
*Bob Pettit.....	3,296	1963-64
*Bob Pettit.....	3,282	1961-62
Bill Bridges.....	3,269	1969-70
*Bill Bridges.....	3,197	1967-68
Walt Bellamy.....	3,187	1971-72
Lenny Wilkens.....	3,169	1967-68
Bill Bridges.....	3,140	1970-71
Christian Laettner.....	3,140	1996-97

## ALL-TIME SEASON LEADERS, CONT. \* St. Louis Hawks players

### TOTAL POINTS

* Bob Pettit.....	2,429	1961-62
Dominique Wilkins.....	2,397	1987-88
Dominique Wilkins.....	2,366	1985-86
Dominique Wilkins.....	2,294	1986-87
* Bob Pettit.....	2,241	1962-63
Dominique Wilkins.....	2,217	1984-85
* Bob Pettit.....	2,190	1963-64
Dominique Wilkins.....	2,138	1989-90
Dominique Wilkins.....	2,121	1992-93
* Bob Pettit.....	2,120	1960-61

### SCORING AVERAGE

* Bob Pettit.....	31.1	1961-62
Dominique Wilkins.....	30.7	1987-88
Dominique Wilkins.....	30.3	1985-86
Dominique Wilkins.....	29.9	1992-93
* Bob Pettit.....	29.2	1958-59
Dominique Wilkins.....	29.0	1986-87
* Bob Pettit.....	28.4	1962-63
Dominique Wilkins.....	28.1	1991-92
* Bob Pettit.....	27.9	1960-61
Pete Maravich.....	27.7	1973-74

### MOST FIELD GOALS MADE

Dominique Wilkins.....	909	1987-88
Dominique Wilkins.....	888	1985-86
* Bob Pettit.....	867	1961-62
Dominique Wilkins.....	853	1984-85
Lou Hudson.....	830	1969-70
Lou Hudson.....	829	1970-71
Dominique Wilkins.....	828	1986-87
Pete Maravich.....	819	1973-74
Lou Hudson.....	816	1972-73
Dominique Wilkins.....	814	1988-89

### MOST FIELD GOALS ATTEMPTED

Dominique Wilkins.....	1,957	1987-88
* Bob Pettit.....	1,928	1961-62
Dominique Wilkins.....	1,897	1985-86
Dominique Wilkins.....	1,891	1984-85
Pete Maravich.....	1,791	1973-74
Pete Maravich.....	1,788	1972-73
Dominique Wilkins.....	1,787	1986-87
Dominique Wilkins.....	1,756	1988-89
* Bob Pettit.....	1,746	1962-63
* Bob Pettit.....	1,720	1960-61
Lou Hudson.....	1,713	1970-71

### HIGHEST FG PERCENTAGE (Minimum 200 FGM)

Mike Glenn.....	588	1984-85
Wayne Rollins.....	584	1981-82
Josh Childress.....	571	2007-08
Al Horford.....	567	2013-14
Mike Glenn.....	563	1983-84
Dikembe Mutombo.....	562	1999-00
Wayne Rollins.....	558	1979-80
Al Horford.....	557	2010-11
Cliff Livingston.....	557	1987-88
Josh Childress.....	552	2005-06

### MOST 3-PT. FIELD GOALS MADE

Mookie Blaylock.....	231	1995-96
Kyle Korver.....	221	2014-15
Mookie Blaylock.....	221	1996-97
Mookie Blaylock.....	199	1994-95
Kyle Korver.....	189	2012-13
Kyle Korver.....	185	2013-14
Jason Terry.....	172	2001-02
Joe Johnson.....	169	2007-08
Mike Bibby.....	167	2008-09
Jamal Crawford.....	163	2009-10

### MOST 3-PT. FIELD GOALS ATTEMPTED

Mookie Blaylock.....	623	1995-96
Mookie Blaylock.....	604	1996-97
Mookie Blaylock.....	555	1994-95
Kyle Korver.....	449	2014-15
Joe Johnson.....	444	2007-08
Jason Terry.....	444	2001-02
Jason Terry.....	431	2002-03
Mike Bibby.....	428	2008-09
Jamal Crawford.....	427	2009-10
Stephen Jackson.....	427	2003-04

### MOST FREE THROWS MADE

* Bob Pettit.....	695	1961-62
* Bob Pettit.....	685	1962-63
* Bob Pettit.....	667	1958-59
* Bob Pettit.....	608	1963-64
Dominique Wilkins.....	607	1986-87
* Bob Pettit.....	582	1960-61
Dominique Wilkins.....	577	1985-86
Moses Malone.....	561	1988-89
* Bob Pettit.....	557	1957-58
* Bob Pettit.....	557	1955-56

## ALL-TIME SEASON LEADERS, CONT. \* St. Louis Hawks players

### MOST FREE THROWS ATTEMPTED

* Bob Pettit	901	1961-62
* Bob Pettit	885	1962-63
* Bob Pettit	879	1958-59
* Bob Pettit	804	1960-61
* Bob Pettit	771	1963-64
* Bob Pettit	757	1955-56
* Bob Pettit	744	1957-58
Dominique Wilkins	742	1986-87
* Bob Pettit	722	1959-60
Moses Malone	711	1988-89
Lenny Wilkens	711	1967-68

### HIGHEST FREE THROW PCT. (Minimum 100 FTM)

Kyle Korver	.898	2014-15
Tom McMillen	.891	1978-79
Jason Terry	.887	2002-03
Tyronn Lue	.883	2006-07
Jeff Teague	.881	2012-13
Shareef Abdur-Rahim	.880	2003-04
Jim Jackson	.877	1999-00
Glenn Robinson	.876	2002-03
Tyronn Lue	.871	2004-05
Anthony Webb	.871	1989-90

### MOST REBOUNDS

* Bob Pettit	1,540	1960-61
* Bob Pettit	1,457	1961-62
Kevin Willis	1,258	1991-92
Bill Bridges	1,233	1970-71
* Bob Pettit	1,224	1963-64
* Bob Pettit	1,221	1959-60
* Bob Pettit	1,216	1957-58
* Bob Pettit	1,191	1962-63
* Bill Bridges	1,190	1966-67
* Bob Pettit	1,182	1958-59

### MOST OFFENSIVE REBOUNDS

Kevin Willis	418	1991-92
Moses Malone	386	1988-89
Moses Malone	364	1989-90
John Drew	357	1974-75
Kevin Willis	335	1993-94
Kevin Willis	335	1992-93
Dan Roundfield	326	1978-79
Kevin Willis	321	1986-87
Dikembe Mutombo	304	1999-00
Dan Roundfield	293	1979-80

### MOST DEFENSIVE REBOUNDS

Dikembe Mutombo	853	1999-00
Kevin Willis	840	1991-92
Kevin Willis	693	1992-93
Dikembe Mutombo	661	1996-97
Dikembe Mutombo	656	1997-98
Kevin Willis	628	1993-94
Dan Roundfield	621	1982-83
Moses Malone	570	1988-89
Al Horford	563	2009-10
Al Horford	562	2012-13

### REBOUND AVERAGE

* Bob Pettit	20.3	1960-61
* Bob Pettit	18.7	1961-62
* Bob Pettit	17.4	1957-58
* Bob Pettit	17.0	1959-60
* Bob Pettit	16.4	1958-59
* Bob Pettit	16.1	1955-56
Kevin Willis	15.5	1991-92
* Bob Pettit	15.3	1963-64
* Bob Pettit	15.1	1962-63
* Bill Bridges	15.1	1966-67

### MOST ASSISTS

Glenn Rivers	823	1986-87
Mookie Blaylock	789	1993-94
Glenn Rivers	747	1987-88
* Lenny Wilkens	679	1967-68
Mookie Blaylock	671	1992-93
Mookie Blaylock	616	1994-95
Jason Terry	600	2002-03
Jeff Teague	579	2012-13
Eddie Johnson	566	1984-85
Walt Hazzard	561	1969-70

## ALL-TIME SEASON LEADERS, CONT. \* St. Louis Hawks players

### MOST STEALS

Mookie Blaylock	212	1996-97
Mookie Blaylock	212	1995-96
Mookie Blaylock	212	1993-94
Mookie Blaylock	203	1992-93
Mookie Blaylock	200	1994-95
Mookie Blaylock	183	1997-98
Glenn Rivers	181	1988-89
Glenn Rivers	171	1986-87
Glenn Rivers	163	1984-85
Lou Hudson	160	1973-74

### MOST BLOCKED SHOTS

Wayne Rollins	343	1982-83
Dikembe Mutombo	277	1997-98
Wayne Rollins	277	1983-84
Dikembe Mutombo	269	1999-00
Dikembe Mutombo	264	1996-97
Theo Ratliff	262	2002-03
Wayne Rollins	254	1978-79
Wayne Rollins	244	1979-80
Josh Smith	227	2007-08
Wayne Rollins	224	1981-82

### MOST PERSONAL FOULS

* Bill Bridges	366	1967-68
Dan Roundfield	358	1978-79
* Zelmo Beaty	344	1965-66
Jim Davis	335	1969-70
* Bill Bridges	333	1965-66
John Drew	332	1978-79
Wayne Rollins	328	1978-79
* Zelmo Beaty	328	1964-65
* Bill Bridges	325	1966-67
Wayne Rollins	326	1977-78

### MOST DISQUALIFICATIONS

Joe C. Meriweather	21	1976-77
Wayne Rollins	19	1978-79
John Drew	19	1978-79
John Brown	18	1977-78
Wayne Rollins	16	1977-78
Dan Roundfield	16	1978-79
Armond Hill	15	1977-78
Steve Hawes	13	1980-81
Wayne Rollins	12	1979-80
* Bill Bridges	12	1966-67, 1967-68

## OPPONENTS' IND. SINGLE GAME RECORDS (\*) NBA Record

### MOST POINTS

Game	67	Wilt Chamberlain	Philadelphia at St. Louis	2-17-62
Half	44	Wilt Chamberlain	Philadelphia at St. Louis	2-17-62
Quarter	28	Wilt Chamberlain	Philadelphia at St. Louis	2-17-62

### MOST FIELD GOALS MADE

Game	26	Wilt Chamberlain	Philadelphia at St. Louis	2-17-62
	26	Wilt Chamberlain	San Francisco vs. St. Louis	12-18-62
Half	17	Wilt Chamberlain	Philadelphia at St. Louis	2-17-62
Quarter	11	Wilt Chamberlain	Philadelphia at St. Louis	2-17-62

### MOST FIELD GOALS ATTEMPTED

Game	53	Wilt Chamberlain	San Francisco vs. St. Louis	12-18-62
Half	28	Wilt Chamberlain	San Francisco vs. St. Louis	12-18-62
Quarter	15	Bob McAdoo	Buffalo at Atlanta	2-15-75

### MOST THREE-POINT FIELD GOALS MADE

Game	11	Dennis Scott	Orlando vs. Atlanta	4-18-96
Half	7	Dennis Scott	Orlando vs. Atlanta	4-18-96
Quarter	5	Mickael Pietrus	Golden State at Atlanta	3-04-08
		Chris Duhon	Chicago at Atlanta	4-16-05
		Reggie Miller	Indiana at Atlanta	12-29-99
		Chris Mullin	Indiana at Atlanta	4-09-98

## OPPONENTS' IND. SINGLE GAME RECORDS, CONT. (\*) NBA Record

### MOST THREE-POINT FIELD GOALS ATTEMPTED

Game..... 17	Dennis Scott	Orlando vs. Atlanta	4-18-96
Half..... 11	Kentavious Caldwell-Pope	Detroit vs. Atlanta	1-09-15
Quarter..... 11	Dennis Scott	Orlando vs. Atlanta	4-18-96
Quarter..... 9	Kentavious Caldwell-Pope	Detroit vs. Atlanta	1-09-15

### MOST FREE THROWS MADE

Game..... 22	Lloyd Free	San Diego at Atlanta	1-13-79
Half..... 12	Larry Foust	Minneapolis vs. St. Louis	12-30-57
Quarter..... 12	Chet Walker	Chicago at Atlanta	11-03-71
Quarter..... 12	Chet Walker	Chicago at Atlanta	11-03-71

### MOST FREE THROWS ATTEMPTED

Game..... 34	Wilt Chamberlain	Philadelphia vs. St. Louis	2-22-62
Half..... 17	Lloyd Free	San Diego at Atlanta	1-13-79
Quarter..... 14	Lloyd Free	San Diego at Atlanta	1-13-79

### MOST REBOUNDS

Game..... 37	Walt Bellamy	Baltimore vs. St. Louis	12-04-64
Half..... 21	Marvin Webster	Seattle at Atlanta	11-01-77
Quarter..... 14	Marvin Webster	Seattle at Atlanta	11-01-77

### MOST OFFENSIVE REBOUNDS

Game..... 15	Swen Nater	Milwaukee vs. Atlanta	12-19-76
Half..... 10	Michael Cage	Cleveland at Atlanta	4-16-96
Quarter..... 7	Brendan Haywood	Washington at Atlanta	4-07-06
Quarter..... 7	Zydrunas Ilgauskas	Cleveland vs. Atlanta	2-16-05

### MOST DEFENSIVE REBOUNDS

Game..... 28	Elvin Hayes	Capital at Atlanta	11-17-73
Half..... 16	Marvin Webster	Seattle at Atlanta	11-01-77
Quarter..... 12	Marvin Webster	Seattle at Atlanta	11-01-77

### MOST ASSISTS

Game..... 28	Guy Rodgers	San Francisco vs. St. Louis	3-14-63
Half..... 16	Guy Rodgers	San Francisco vs. St. Louis	3-14-63
Quarter..... 10	Dee Brown	Boston at Atlanta	2-28-92
Quarter..... 10	Gene Shue	Detroit vs. St. Louis	12-06-61

### MOST STEALS

Game..... 9	Scottie Pippen	Chicago vs. Atlanta	3-08-94
Half..... 6	Gus Williams	Washington vs. Atlanta	10-30-84
Quarter..... 6	Gus Williams	Washington vs. Atlanta	10-30-84
Quarter..... 6	Rickey Green	Utah vs. Atlanta	11-12-82
Quarter..... 6	Rickey Green	Utah vs. Atlanta	11-12-82

## OPPONENTS' IND. SINGLE GAME RECORDS, CONT. (\*) NBA Record

### MOST BLOCKED SHOTS

Game..... 15	Manute Bol	Washington vs. Atlanta	1-25-86
Half..... 10	Keon Clark	Toronto vs. Atlanta	3-23-01
Quarter..... 6	Harvey Catchings	Philadelphia vs. Atlanta	3-21-75
Quarter..... 6	Artis Gilmore	Chicago vs. Atlanta	12-20-77

### MOST TURNOVERS

Game..... 12	Artis Gilmore	Chicago vs. Atlanta	1-01-78
Half..... 8	Ricky Davis	Cleveland at Atlanta	1-31-03
Quarter..... 6	Julius Erving	Philadelphia at Atlanta	11-15-77

## OPPONENTS' TEAM RECORDS (\*) NBA Record

Category	Opponent	Date	Category	Opponent	Date
----------	----------	------	----------	----------	------

### MOST POINTS

Season..... 9,495		1970-71
Game..... 156	Cincinnati vs. Atlanta	12-05-69
Half..... 80	Portland vs. Atlanta	11-02-76
Quarter..... 80	Chicago at Atlanta	11-14-70
Quarter..... 45	Indiana vs. Atlanta	3-04-93
Quarter..... 45	Portland vs. Atlanta	11-02-76
Overtime..... 21	Utah at Atlanta	2-19-86

### FEWEST POINTS

Season..... 4,170		1998-99
Average..... 83.4		1998-99
Game..... (All-time) 51	Philadelphia vs. Atlanta	11-27-53
Game..... (All-time) 51	Cleveland vs. Atlanta	5-02-99
First Half..... 26	Milwaukee vs. Atlanta	11-21-96
Second Half..... 21	Chicago vs. Atlanta	1-03-12
First Quarter..... 5	Miami at Atlanta	11-15-96
Second Quarter..... 8	San Antonio vs. Atlanta	2-25-08
Third Quarter..... 8	Minnesota at Atlanta	4-05-06
Fourth Quarter..... 8	Sacramento at Atlanta	3-09-07
Overtime..... 0	New York at Atlanta	4-28-99
Overtime..... 0	Orlando vs. Atlanta	3-01-99
Overtime..... 0	Milwaukee at Atlanta	3-07-97
Overtime..... 0	Milwaukee vs. Atlanta	2-26-97
Overtime..... 0	Cleveland at Atlanta	3-01-96
Overtime..... 0	New York vs. Atlanta	12-23-93
Overtime..... 0	Miami at Atlanta	11-15-96
Overtime..... 0	Washington at Atlanta	11-18-97

### MOST FIELD GOALS MADE

Season..... 3,801		1970-71
Game..... 62	Philadelphia vs. Atlanta	12-08-82
Half..... 34	Chicago vs. Atlanta	3-20-71
Quarter..... 20	Philadelphia vs. St. Louis	2-15-61

### MOST FIELD GOALS ATTEMPTED

Season..... 8,525		1970-71
Game..... 129	Syracuse vs. St. Louis	12-17-57
Half..... 71	Phoenix at Atlanta	3-10-71
Quarter..... 44	Baltimore at Atlanta	11-07-72

### MOST 3-PT. FIELD GOALS MADE

Season..... 654		2013-14
Game..... 19	Cleveland vs. Atlanta	11-15-14
Half..... 13	Cleveland vs. Atlanta	11-15-15
Quarter..... 13	Golden State at Atlanta	3-04-08
Quarter..... 10	Boston at Atlanta	11-17-01

### MOST 3-PT. FIELD GOALS ATTEMPTED

Season..... 1,793		2013-14
Game..... 43	Detroit vs. Atlanta	1-09-15
Half..... 28	Houston vs. Atlanta	12-20-14
Quarter..... 16	Detroit vs. Atlanta	1-09-15
Quarter..... 16	Boston at Atlanta	11-17-01

### MOST FREE THROWS MADE

Season..... 2,193		1977-78
Game..... 51	Cleveland at Atlanta	4-06-87
Half..... 32	Cleveland at Atlanta	4-06-87
Quarter..... 21	Washington at Atlanta	11-17-03

### MOST FREE THROWS ATTEMPTED

Season..... 2,930		1977-78
Game..... 61	Denver vs. Atlanta	1-13-81
Half..... 42	Phoenix at Atlanta	12-18-77
Quarter..... 28	Washington at Atlanta	11-17-03
Quarter..... 28	Phoenix at Atlanta	12-18-77

### MOST REBOUNDS

Season..... 4,279		1970-71
Game..... 105	Detroit vs. St. Louis	12-07-58
Half..... 57	Detroit vs. St. Louis	12-07-58
Quarter..... 38	Detroit vs. St. Louis	12-07-58

### MOST OFFENSIVE REBOUNDS

Season..... 1,332		1984-85
Game..... 33	Orlando at Atlanta	11-11-89
Half..... 19	Denver at Atlanta	2-26-85
Quarter..... 14	San Diego at Atlanta	12-01-79
Quarter..... 14	Chicago at Atlanta	1-02-85

## OPPONENTS' TEAM RECORDS, CONT. (\*) NBA Record

Category	Opponent	Date	Category	Opponent	Date
<b>MOST DEFENSIVE REBOUNDS</b>			<b>FEWEST FIELD GOALS MADE</b>		
Season .....	2,851	1974-75	Season .....	1,598	1998-99
Game .....	47	LA Lakers vs. Atlanta	Game .....	22	four times, most recently: New Jersey vs. Atlanta
Half .....	28	Chicago at Atlanta			12-27-11
Quarter .....	15	Charlotte vs. Atlanta			
	15	Chicago vs. Atlanta			
<b>MOST ASSISTS</b>			<b>FEWEST FIELD GOALS ATTEMPTED</b>		
Season .....	2,320	1990-91	Season .....	3,873	1998-99
Game .....	52	Chicago vs. Atlanta	Game .....	55	Philadelphia vs. Atlanta
Half .....	29	Chicago vs. Atlanta			4-01-88
Quarter .....	16	Chicago vs. Atlanta			
<b>MOST STEALS</b>			<b>FEWEST FREE THROWS MADE</b>		
Season .....	823	1973-74	Season .....	784	1998-99
Game .....	21	Phoenix vs. Atlanta	Game .....	3	Philadelphia vs. Miami
Half .....	12	Phoenix at Atlanta			12-21-12
		Vancouver at Atlanta			
		Phoenix vs. Atlanta			
Quarter .....	9	Phoenix at Atlanta			
<b>MOST BLOCKED SHOTS</b>			<b>FEWEST FREE THROWS ATTEMPTED</b>		
Season .....	559	1978-79	Season .....	1,076	1998-99
Game .....	(*) 23	Toronto vs. Atlanta	Game .....	4	New York at Atlanta
Half .....	(*) 16	Toronto vs. Atlanta			3-06-74
Quarter .....	9	Toronto vs. Atlanta			
<b>MOST TURNOVERS</b>			<b>FEWEST REBOUNDS</b>		
Average .....	24.1 (1,980)	1977-78	Season .....	1,950	1998-99
Game .....	40	Los Angeles vs. Atlanta	Game .....	24	three times, most recently: Charlotte at Atlanta
Half .....	21	Phoenix at Atlanta			4-17-98
Quarter .....	13	Philadelphia at Atlanta			
<b>FEWEST BLOCKED SHOTS</b>			<b>FEWEST ASSISTS</b>		
Season .....	243	1998-99	Season .....	295	1998-99
Game .....	0	many times, most recently: Cleveland vs. Atlanta	Game .....	5	Philadelphia at Atlanta
		12-17-15			1-26-69



## PHILIPS ARENA REGULAR SEASON TEAM RECORDS

HAWKS			OPPONENTS		
<b>MOST POINTS</b>			<b>MOST POINTS</b>		
Game .....	146	vs. Toronto	Game .....	136	Memphis
	139	vs. Utah		135	Golden State
Half .....	83	vs. Washington	Half .....	73	Washington
	76	2x, most recently vs. SAC		72	Chicago
Quarter .....	45	vs. Toronto	Quarter .....	43	2x, most recently MIA
	45	vs. Washington		42	Seattle
				41	4x, most recently BOS
					3x, most recently CHI
<b>MOST FIELD GOALS MADE</b>			<b>MOST FIELD GOALS MADE</b>		
Game .....	53	vs. Sacramento	Game .....	55	Golden State
	52	vs. Toronto		51	Dallas
				50	LA Lakers
<b>MOST FIELD GOALS ATTEMPTED</b>			<b>MOST FIELD GOALS ATTEMPTED</b>		
Game .....	110	vs. Cleveland	Game .....	126	Utah
	107	vs. Utah		109	Detroit
	101	vs. New Jersey		104	Charlotte
<b>MOST 3-PT. FIELD GOALS MADE</b>			<b>MOST 3-PT. FIELD GOALS MADE</b>		
Game .....	20	vs. Sacramento	Game .....	18	2x, most recently GSW
	17	2x, most recently vs. BKN		17	3x, most recently MIL
	16	2x, most recently vs. WAS		15	Miami
<b>MOST 3-PT. FIELD GOALS ATTEMPTED</b>			<b>MOST 3-PT. FIELD GOALS ATTEMPTED</b>		
Game .....	39	vs. Charlotte	Game .....	40	Houston
	38	vs. Toronto		41	Dallas
	36	2x, most recently vs. SAC		38	Cleveland
<b>MOST FREE THROWS MADE</b>			<b>MOST FREE THROWS MADE</b>		
Game .....	45	vs. Memphis	Game .....	44	Orlando
	40	vs. Dallas		42	Miami
	39	2x, most recently vs. WAS		40	Detroit
<b>MOST FREE THROWS ATTEMPTED</b>			<b>MOST FREE THROWS ATTEMPTED</b>		
Game .....	50	vs. Utah	Game .....	54	Orlando
	50	vs. Memphis		51	2x, most recently CLE
	49	2x, most recently vs. DAL		50	Detroit
<b>MOST REBOUNDS</b>			<b>MOST REBOUNDS</b>		
Game .....	64	vs. Utah	Game .....	64	Utah
	64	vs. Dallas		62	Detroit
	60	2x, most recently vs. NJN		61	Detroit
<b>MOST OFFENSIVE REBOUNDS</b>			<b>MOST OFFENSIVE REBOUNDS</b>		
Game .....	24	vs. Dallas	Game .....	23	3x, most recently HOU
	23	vs. Orlando		22	3x, most recently HOU
	22	5x, most recently vs. WAS		21	4x, most recently DET
<b>MOST DEFENSIVE REBOUNDS</b>			<b>MOST DEFENSIVE REBOUNDS</b>		
Game .....	49	vs. Utah	Game .....	44	5x, most recently OKC
	46	2x, most recently vs. PHO		43	2x, most recently CHA
	44	vs. Orlando		42	9x, most recently CHI
<b>MOST ASSISTS</b>			<b>MOST ASSISTS</b>		
Game .....	42	vs. Sacramento	Game .....	38	LA Clippers
	40	vs. Brooklyn		37	Dallas
	38	vs. Sacramento		36	Toronto
<b>MOST STEALS</b>			<b>MOST STEALS</b>		
Game .....	17	vs. Memphis	Game .....	20	Phoenix
	16	3x, most recently vs. CHI		18	2x, most recently WAS
	15	7x, most recently vs. BKN		17	Boston
<b>MOST BLOCKED SHOTS</b>			<b>MOST BLOCKED SHOTS</b>		
Game .....	15	vs. New Jersey	Game .....	13	Washington
	14	vs. Philadelphia		12	Oklahoma City
	12	2x, most recently vs. CHI		11	7x, most recently PHI

## HAWKS/PHILIPS ARENA REGULAR SEASON INDIVIDUAL RECORDS

### MOST POINTS

Game.....	50	Shareef Abdur-Rahim	vs. Detroit	11-23-01
	46	Jason Terry	vs. Dallas	1-15-02
	43	Jason Terry	vs. Cleveland	4-13-02
Half.....	31	Stephen Jackson	vs. Washington	3-12-04
	29	Joe Johnson	vs. Golden State	3-04-08
	28	Joe Johnson 2x, most recently	vs. Miami	3-08-08
Quarter.....	22	Joe Johnson	vs. Charlotte	11-29-06
	21	Joe Johnson	vs. LA Clippers	3-14-08

### MOST FIELD GOALS MADE

Game.....	21	Shareef Abdur-Rahim	vs. Detroit	11-23-01
	18	Isaiah Rider	vs. LA Clippers	12-08-99
	17	2x, most recently Joe Johnson	vs. Orlando	3-19-06

### MOST FIELD GOALS ATTEMPTED

Game.....	34	Joe Johnson	vs. Seattle	11-16-07
	34	Jason Terry	vs. Cleveland	4-13-02
	31	2x, most recently Joe Johnson	vs. Portland	11-16-09

### MOST THREE-POINT FIELD GOALS MADE

Game.....	8	Kyle Korver 2x, most recently	vs. Sacramento	12-18-13
	7	4x, most recently Mike Bibby	vs. Golden State	3-05-10

### MOST THREE-POINT FIELD GOALS ATTEMPTED

Game.....	14	Joe Johnson	vs. Golden State	1-31-07
	14	Joe Johnson	vs. Seattle	11-11-06
	14	Stephen Jackson	vs. Seattle	3-16-04

### MOST FREE THROWS MADE

Game.....	16	Shareef Abdur-Rahim	vs. Indiana	1-19-04
	16	Shareef Abdur-Rahim	vs. New Jersey	2-12-02
	15	Paul Millsap	vs. Brooklyn	1-28-15

### MOST FREE THROWS ATTEMPTED

Game.....	18	Alan Henderson	vs. Orlando	11-04-00
	17	Shareef Abdur-Rahim	vs. Indiana	1-19-04
	17	Jason Terry	vs. Dallas	1-15-02

### MOST REBOUNDS

Game.....	29	Dikembe Mutombo	vs. Toronto	1-31-01
	29	Dikembe Mutombo	vs. Minnesota	12-14-99
	24	2x, most recently Mutombo	vs. Orlando	1-06-01

### MOST OFFENSIVE REBOUNDS

Game.....	13	Dikembe Mutombo	vs. New York	1-28-00
	12	Zaza Pachulia	vs. Orlando	3-19-06
	12	Dikembe Mutombo	vs. Toronto	1-31-01

### MOST DEFENSIVE REBOUNDS

Game.....	20	Dikembe Mutombo	vs. Orlando	1-06-01
	18	Dikembe Mutombo	vs. New Jersey	4-18-00
	18	Dikembe Mutombo	vs. Minnesota	12-14-99

### MOST ASSISTS

Game.....	16	Jason Terry	vs. LA Lakers	3-25-03
	15	3x, most recently Jeff Teague	vs. Sacramento	12-28-13

### MOST STEALS

Game.....	8	Speedy Claxton	vs. Cleveland	12-27-06
	7	2x, most recently Josh Smith	vs. Dallas	2-26-10
	6	5x, most recently Jeff Teague	vs. Cleveland	11-30-12

### MOST BLOCKED SHOTS

Game.....	11	Dikembe Mutombo	vs. New Jersey	2-15-00
	9	4x, most recently Josh Smith	vs. Philadelphia	2-04-08

## OPPONENTS/PHILIPS ARENA REGULAR SEASON INDIVIDUAL RECORDS

### MOST POINTS

Game.....	53	Allen Iverson	Philadelphia	12-23-05
	45	James Harden	Houston	11-02-12
	43	5x, most recently Kevin Love	Minnesota	2-01-14
Half.....	32	Allen Iverson	Philadelphia	12-23-05
	29	Grant Hill	Detroit	1-05-00
	28	4x, most recently Kobe Bryant	LA Lakers	3-13-13
Quarter.....	23	LeBron James	Miami	3-18-11
	20	4x, most recently Kobe Bryant	LA Lakers	3-13-13

### MOST FIELD GOALS MADE

Game.....	18	Nate Robinson	New York	1-01-10
	18	Tony Parker	San Antonio	3-25-09
	18	Vince Carter	Toronto	11-26-03

### MOST FIELD GOALS ATTEMPTED

Game.....	37	Tracy McGrady	Orlando	2-02-03
	33	Kobe Bryant	LA Lakers	3-13-13
	32	2x, most recently Carmelo Anthony	New York	4-22-12

### MOST THREE-POINT FIELD GOALS MADE

Game.....	8	Chris Duhon	Chicago	4-16-05
	7	8x, most recently Lou Williams	Toronto	2-20-15

### MOST THREE-POINT FIELD GOALS ATTEMPTED

Game.....	16	Tracy McGrady	Orlando	2-02-03
	15	Dirk Nowitzki	Dallas	1-15-02
	14	2x, most recently Stephon Marbury	New York	3-03-07

### MOST FREE THROWS MADE

Game.....	20	Dwyane Wade	Miami	12-19-07
	19	Allen Iverson	Philadelphia	12-23-05
	19	Carmelo Anthony	Denver	12-18-05

### MOST FREE THROWS ATTEMPTED

Game.....	24	Carmelo Anthony	Denver	12-18-05
	22	Dwyane Wade	Miami	12-19-07
	21	Allen Iverson	Philadelphia	12-23-05

### MOST REBOUNDS

Game.....	24	Dwight Howard	Orlando	3-24-10
	23	3x, most recently Tyson Chandler	New York	2-22-14

### MOST OFFENSIVE REBOUNDS

Game.....	11	DeAndre Jordan	LA Clippers	12-23-14
	10	Marcus Camby	LA Clippers	2-03-10
	9	5x, most recently Andrew Bynum	Cleveland	12-06-13

### MOST DEFENSIVE REBOUNDS

Game.....	19	3x, most recently Tyson Chandler	New York	2-22-14
	17	David West	New Orleans	3-09-09

### MOST ASSISTS

Game.....	19	2x, most recently Rajon Rondo	Boston	12-02-14
	17	3x, most recently Monta Ellis	Milwaukee	4-12-13
	16	Andre Miller	Cleveland	4-13-02

### MOST STEALS

Game.....	8	Allen Iverson	Philadelphia	3-29-03
	7	4x, most recently Chris Paul	LA Clippers	11-24-12

### MOST BLOCKED SHOTS

Game.....	8	David Robinson	San Antonio	3-22-01
	7	5x, most recently JaVale McGee	Washington	10-30-10

## HIGHS AND LOWS (Most records since 1968-69 season)

Atlanta Highs	Atlanta Lows		Opponent Highs	Opponent Lows
3817 1969-70	1539 1998-99	FIELD GOALS MADE	3801 1970-71	1598 1998-99
3700 1972-73	2429 2011-12		3758 1972-73	2380 2011-12
3614 1970-71	2812 1996-97		3601 1971-72	2804 1996-97
8033 1972-73	3759 1998-99	FIELD GOALS ATTEMPTED	8525 1970-71	3872 1998-99
7909 1969-70	5348 2011-12		8152 1972-73	5366 2011-12
7844 1968-69	6307 1996-97		7744 1971-72	6335 2006-07
490 1985-86	409 1998-99	FIELD GOAL PERCENTAGE	496 1992-93	413 1998-99
487 1989-90	431 2000-01		496 1989-90	435 1996-97
485 1987-88	433 2003-04		494 1990-91	436 2002-03
2168 1988-89	1025 2011-12	FREE THROWS MADE	2193 1977-78	784 1998-99
2038 1979-80	1040 1998-99		2045 1978-79	997 2011-12
2034 1990-91	1158 2012-13		2024 1980-81	1233 2012-13
2975 1970-71	1385 2011-12	FREE THROWS ATTEMPTED	2930 1977-78	1076 1998-99
2785 1968-69	1422 1998-99		2727 1978-79	1324 2011-12
2725 1971-72	1619 2012-13		2651 1980-81	1617 2012-13
800 1988-89	687 1968-69	FREE THROW PERCENTAGE	787 1973-74	719 1982-83
799 1990-91	711 2004-05		784 1988-89	726 1994-95
793 two times	713 1970-71		777 1987-88	729 1998-99
1441 1974-75	652 2011-12	OFFENSIVE REBOUNDS	1322 1984-85	581 1998-99
1381 1978-79	675 1998-99		1303 1982-83	712 2011-12
1372 1988-89	713 2013-14		1261 1979-80	839 2010-11
2712 1973-74	1499 1998-99	DEFENSIVE REBOUNDS	2851 1974-75	1369 1998-99
2653 1974-75	2066 2011-12		2754 1973-74	2079 2011-12
2611 2014-15	2148 1995-96		2728 1975-76	2152 1997-98
4599 1968-69	2174 1998-99	TOTAL REBOUNDS	4279 1970-71	1950 1998-99
4472 1970-71	2718 2011-12		4147 1972-73	2791 2011-12
4210 1969-70	3222 2010-11		4020 1974-75	3233 1997-98
56.1 1968-69	39.3 2010-11	REBOUND AVERAGE	52.2 1970-71	39.0 1998-99
54.5 1970-71	40.0 2013-14		50.6 1972-73	39.4 1997-98
51.3 1969-70	40.0 2008-09		49.0 1974-75	39.9 1996-97
2846 1980-81	781 1998-99	ASSISTS	2320 1990-91	895 1998-99
2142 1969-70	1481 2011-12		2189 1992-93	1354 2011-12
2123 1991-92	1557 1996-97		2168 1991-92	1665 1996-97
2470 1977-78	986 1998-99	PERSONAL FOULS	2265 1974-75	1202 1998-99
2424 1978-79	1178 2011-12		2209 1980-81	1263 2011-12
2302 1976-77	1457 2014-15		2179 1981-82	1517 2010-11
80 1977-78	2 2014-15	DISQUALIFICATIONS	45 1978-79	5 2012-13
72 1978-79	3 2008-09		44 1976-77	5 2010-11
71 1976-77	4 2010-11, 13-14		40 1973-74	7 2009-10
916 1977-78	346 1998-99	STEALS	823 1973-74	379 1998-99
915 1993-94	497 2010-11		803 1976-77	494 2011-12
817 1988-89	500 1999-00		779 1975-76	506 2009-10
1823 1973-74	745 1998-99	TURNOVERS	1980 1977-78	675 1998-99
1779 1976-77	921 2011-12		1846 1973-74	999 2011-12
1605 1980-81	980 2009-10		1799 1978-79	1001 1999-00
665 1982-83	227 1974-75	BLOCKED SHOTS	559 1978-79	243 1998-99
596 1978-79	260 1998-99		555 1980-81	313 2011-12
558 1983-84	277 1975-76		554 1979-80	315 1994-95
9646 1969-70	4315 1998-99	TOTAL POINTS	9495 1970-71	4170 1998-99
9348 1970-71	6375 2011-12		9212 1972-73	6148 2011-12
9219 1972-73	7459 2000-01		9127 1971-72	7328 1996-97
117.6 1969-70	86.3 1998-99	POINTS PER GAME	117.2 1969-70	83.4 1998-99
114.0 1970-71	91.0 2000-01		115.8 1972-73	89.4 1996-97
112.4 1972-73	92.7 2004-05		112.3 1971-72	92.3 1997-98
+7.2 1986-87	-9.8 2004-05	POINT DIFFERENTIAL		
5.4 2014-15	5.4 1999-00			
5.2 1993-94	5.2 2000-01			
36-5 two times	9-32 2004-05	HOME RECORD		
35-6 three times	18-23 three times			
	19-22 1976-77			
25-16 2014-15	4-37 2004-05	ROAD RECORD		
22-19 1986-87	7-34 two times			
21-20 two times	9-32 four times			
60-22 2014-15	13-69 2004-05	SEASON RECORD		
57-25 1993-94	25-57 2000-01			
	28-54 two times			
.732 2014-15	.159 2004-05	WINNING PERCENTAGE		
.695 1993-94	.305 2000-01			
	.341 two times			
79 1969-70		100-POINT GAMES		
22 1990-91		WINNING STREAK HOME		
11 2004-05		LOSING STREAK HOME		
12 1968-69, 2014-15		WINNING STREAK ROAD		
23 2004-05		LOSING STREAK ROAD		

## HAWKS ALL-TIME SELECT CIRCLE

### MOST POINTS SCORED IN ONE GAME

Player	Opponent	Date	FG	FT	Pts
Dominique Wilkins	vs. Chicago	12-10-86	19	19	57
Dominique Wilkins	vs. New Jersey	4-10-86	21	15	57
Lou Hudson	vs. Chicago at Auburn, AL	11-10-69	25	7	57
Dominique Wilkins	vs. Boston	2-03-87	19	16	54
Dominique Wilkins	vs. L.A. Clippers	1-12-87	19	14	53
Dominique Wilkins	vs. New York	12-07-91	17	16	52
Dominique Wilkins	vs. Sacramento	2-16-88	20	9	51
Shareef Abdur-Rahim	vs. Detroit	11-23-01	21	8	50
Dominique Wilkins	vs. Detroit	3-01-88	18	13	50
John Drew	vs. Denver	12-30-78	19	12	50
Pete Maravich	vs. Cleveland	2-05-72	20	10	50
Pete Maravich	vs. Philadelphia	1-16-72	18	14	50

### MOST FIELD GOALS IN ONE GAME

Player	Opponent	Date	FGM	FGA
Lou Hudson	vs. Chicago at Auburn, AL	11-10-69	25	34
Lou Hudson	vs. San Diego	3-11-70	22	33
Lou Hudson	at Portland	11-18-70	22	35
Shareef Abdur-Rahim	vs. Detroit	11-23-01	21	30
Dominique Wilkins	vs. New Jersey	4-10-86	21	37
Pete Maravich	vs. Cleveland	2-05-72	20	27
Lou Hudson	at Phoenix	2-16-74	20	38
Dominique Wilkins	vs. Sacramento	2-16-88	20	31

### MOST FREE THROWS IN ONE GAME

Player	Opponent	Date	FTM	FTA
Dominique Wilkins	vs. Chicago	12-08-92	23	23
John Drew	at Phoenix	4-05-77	21	28
Dominique Wilkins	at New York	3-02-93	20	22
Dominique Wilkins	at Seattle	2-10-87	20	22
Dominique Wilkins	vs. Chicago	12-10-86	19	21
Moses Malone	vs. Portland	12-08-89	19	22

### MOST REBOUNDS IN ONE GAME

Player	Opponent	Date	Off	Def	Tot
Kevin Willis	vs. Washington	2-19-92	16	17	33
Kevin Willis	at Dallas	12-03-91	11	20	31
Dikembe Mutombo	vs. Toronto	1-31-01	12	17	29
Dikembe Mutombo	at New Jersey	12-26-00	11	17	28
Bill Bridges	vs. Cincinnati	11-29-69	—	—	28
Walt Bellamy	vs. L.A. Lakers	3-03-70	—	—	27
Bill Bridges	vs. Boston	2-10-71	—	—	27
Walt Bellamy	vs. Buffalo	12-11-73	11	16	27
Dan Roundfield	vs. Philadelphia	3-11-80	9	17	26
Kevin Willis	vs. Cleveland	4-13-93	10	15	25
Kevin Willis	vs. Portland	3-29-93	6	19	25
John Drew	vs. L.A. Lakers	12-28-74	13	12	25
Bob Christian	vs. Philadelphia	12-23-72	—	—	25

### MOST ASSISTS IN ONE GAME

Player	Opponent	Date	Asssts
Mookie Blaylock	vs. Utah	3-06-93	23
Glenn Rivers	vs. Philadelphia	3-04-86	21
Glenn Rivers	vs. Phoenix	3-08-88	19
Walt Hazzard	vs. Cincinnati	3-07-69	19
Glenn Rivers	vs. Boston	2-03-87	18
Glenn Rivers	vs. Milwaukee	1-15-87	18
Wes Matthews	vs. Seattle	3-01-81	18
Armond Hill	vs. L.A. Lakers	12-19-79	18
Pete Maravich	vs. Detroit	1-16-73	18

### MOST STEALS IN ONE GAME

Player	Opponent	Date	Stls
Mookie Blaylock	vs. Philadelphia	4-14-98	10
Mookie Blaylock	at Houston	2-17-97	9
Speedy Claxton	vs. Cleveland	12-27-06	8
Mookie Blaylock	at Philadelphia	4-09-97	8
Mookie Blaylock	vs. Minnesota	3-01-94	8
Mookie Blaylock	vs. Chicago	4-09-93	8

## HAWKS ALL-TIME SELECT CIRCLE, CONT.

### MOST STEALS IN ONE GAME, CONT.

Player	Opponent	Date	Stls
Glenn Rivers	at Miami	11-24-89	8
Glenn Rivers	vs. Portland	12-04-85	8
Eddie Johnson	vs. Chicago	2-26-82	8

### MOST BLOCKED SHOTS IN ONE GAME

Player	Opponent	Date	Blks
Wayne Rollins	vs. Portland	2-21-79	12
Wayne Rollins	vs. Indiana	11-27-82	11
Dikembe Mutombo	vs. New Jersey	2-15-00	11
Josh Smith	at Dallas	12-18-04	10

## OPPONENTS ALL-TIME SELECT CIRCLE

### MOST POINTS SCORED IN ONE GAME

Player	Team	Date	Pts
Michael Jordan	at Chicago	4-16-87	61
Larry Bird	vs. Boston at New Orleans	3-12-85	60
Allen Iverson	vs. Philadelphia	12-23-05	53
Nate Archibald	vs. Kansas City-Omaha	1-27-73	52
Allen Iverson	at Philadelphia	11-29-03	50
Larry Bird	at Boston	11-10-89	50
LeBron James	at Cleveland	12-30-09	48
Michael Jordan	vs. Chicago	1-10-89	48
Allen Iverson	at Philadelphia	3-09-01	47
Charles Barkley	vs. Philadelphia	2-09-88	47
Pete Maravich	vs. New Orleans	2-08-75	47
Bob McAdoo	vs. Buffalo	1-04-74	47
Nate Archibald	at Cincinnati	3-13-71	47
Michael Jordan	at Chicago	12-27-97	47

### MOST FIELD GOALS IN ONE GAME

Player	Team	Date	FGM
Michael Jordan	at Chicago	4-16-87	22
Larry Bird	vs. Boston at New Orleans	3-12-85	22
Nate Archibald	vs. Kansas City-Omaha	1-27-73	21
Allen Iverson	at Philadelphia	11-29-03	20
Mike Mitchell	at San Antonio	3-30-84	20
Larry Bird	at Boston	11-10-89	19
Bob McAdoo	at Buffalo	4-02-76	19
Bob McAdoo	vs. Buffalo	1-04-75	19
Rick Barry	vs. Golden State	12-12-74	19
Billy Cunningham	vs. Philadelphia	1-16-72	19

### MOST FREE THROWS IN ONE GAME

Player	Team	Date	FTM
Lloyd Free	vs. San Diego	1-13-79	22
Charles Barkley	vs. Philadelphia	2-09-88	21
Flynn Robinson	vs. Milwaukee at Baltimore	2-21-69	21
Dwyane Wade	vs. Miami	12-19-07	20
Moses Malone	vs. Washington	11-06-87	20

### MOST REBOUNDS IN ONE GAME

Player	Team	Date	Rebs
Swen Nater	at Milwaukee	12-19-76	33
Elvin Hayes	vs. Capital	11-17-73	32
Dennis Rodman	at Chicago	12-27-97	29
Marvin Webster	vs. Seattle	11-01-77	29
Bob McAdoo	at Buffalo	11-13-73	28
Wilt Chamberlain	at L.A. Lakers	3-05-71	28

### MOST ASSISTS IN ONE GAME

Player	Team	Date	AssTs
Ennis Whatley	at Chicago	3-03-84	22
Kevin Porter	at Washington	3-05-75	22
Earvin Johnson	vs. L.A. Lakers	1-15-83	21
Nick Van Exel	at Denver	11-08-99	20
Mark Price	at Cleveland	4-04-90	20
Earvin Johnson	vs. L.A. Lakers	12-18-84	20

## OPPONENTS ALL-TIME SELECT CIRCLE, CONT.

### MOST STEALS IN ONE GAME

Player	Team	Date	Stls
Scottie Pippen	at Chicago	3-08-84	9
Gus Williams	at Washington	10-30-84	9
Allen Iverson	vs. Philadelphia	3-29-03	8
Doug Christie	vs. Toronto	3-04-99	8
Tim Hardaway	at Miami	12-20-97	8
Ron Harper	at Cleveland	1-29-87	8
Randy Smith	at Buffalo	3-22-77	8

### MOST BLOCKED SHOTS IN ONE GAME

Player	Team	Date	Blks
Manute Bol	at Washington	1-25-86	15
Keon Clark	at Toronto	3-23-01	12
Nate Thurmond	at Chicago	10-18-74	12
Artis Gilmore	at Chicago	12-20-77	11
Kareem Abdul-Jabbar	at L.A. Lakers	1-18-80	10
Joe C. Meriweather	vs. New York	12-12-79	10
George Johnson	at New Jersey	10-26-77	10
Kareem Abdul-Jabbar	at L.A. Lakers	11-02-75	10
Harvey Catchings	at Philadelphia	3-21-75	10

## HAWKS/NBA STATISTICAL LEADERS

Player	Season	Rank	Avg
--------	--------	------	-----

### SCORING

Lou Hudson	1968-69	15th	21.9
Lou Hudson	1969-70	5th	25.4
Joe Caldwell	1969-70	18th	21.1
Lou Hudson	1970-71	5th	26.8
Pete Maravich	1970-71	8th	23.2
Lou Hudson	1971-72	11th	24.7
Lou Hudson	1972-73	4th	27.1
Pete Maravich	1972-73	5th	26.1
Pete Maravich	1973-74	2nd	27.7
John Drew	1975-76	8th	21.6
John Drew	1976-77	7th	24.2
John Drew	1977-78	12th	23.2
John Drew	1978-79	12th	22.7
John Drew	1980-81	14th	21.7
Dominique Wilkins	1983-84	17th	21.6
Dominique Wilkins	1984-85	6th	27.4
Dominique Wilkins	1985-86	1st	30.3
Dominique Wilkins	1986-87	2nd	29.0
Dominique Wilkins	1987-88	2nd	30.7
Dominique Wilkins	1988-89	7th	26.2
Dominique Wilkins	1989-90	5th	26.7
Dominique Wilkins	1990-91	7th	25.9
Dominique Wilkins	1992-93	2nd	29.9
Dominique Wilkins	1993-94	4th	26.0
Danny Manning	1993-94	12th	20.6
Kevin Willis	1993-94	20th	19.1
Steve Smith	1997-98	14th	20.1
Shareef Abdur-Rahim	2001-02	15th	21.2
Glenn Robinson	2002-03	19th	20.8
Joe Johnson	2006-07	9th	25.0
Joe Johnson	2007-08	14th	21.7
Joe Johnson	2008-09	13th	21.4
Joe Johnson	2009-10	11th	21.3
Joe Johnson	2011-12	11th	18.8
Josh Smith	2011-12	18th	18.8

### ASSISTS

Walt Hazzard	1968-69	8th	5.9
Walt Hazzard	1969-70	6th	6.8
Walt Hazzard	1970-71	6th	6.3
Pete Maravich	1972-73	6th	6.9
Herm Gilliam	1972-73	8th	6.3
Tom Henderson	1976-77	5th	6.9
Armond Hill	1978-79	9th	5.9
Eddie Johnson	1984-85	8th	7.8
Glenn Rivers	1985-86	9th	8.4
Glenn Rivers	1986-87	4th	10.0
Glenn Rivers	1987-88	5th	9.3
Glenn Rivers	1988-89	18th	6.9
Mookie Blaylock	1992-93	8th	8.4
Mookie Blaylock	1993-94	3rd	9.7
Mookie Blaylock	1994-95	10th	7.7
Mookie Blaylock	1995-96	19th	5.9
Mookie Blaylock	1997-98	14th	6.7
Mookie Blaylock	1998-99	20th	5.8
Jason Terry	2001-02	18th	5.7
Jason Terry	2002-03	7th	7.4
Jason Terry	2003-04	18th	5.4

Player	Season	Rank	Avg
--------	--------	------	-----

Joe Johnson	2005-06	14th	6.5
ASSISTS (cont.)			
Joe Johnson	2007-08	11th	5.8
Joe Johnson	2008-09	17th	5.8
Jeff Teague	2012-13	12th	7.2
Jeff Teague	2013-14	9th	6.7
Jeff Teague	2014-15	18th	7.0

### STEALS

Glenn Rivers	1984-85	5th	2.36
Glenn Rivers	1986-87	9th	2.09
Glenn Rivers	1988-89	7th	2.38
Glenn Rivers	1990-91	16th	1.87
Mookie Blaylock	1992-93	2nd	2.54
Mookie Blaylock	1993-94	3rd	2.62
Mookie Blaylock	1994-95	2nd	2.50
Mookie Blaylock	1995-96	2nd	2.62
Mookie Blaylock	1996-97	1st	2.72
Mookie Blaylock	1997-98	1st	2.61
Mookie Blaylock	1998-99	10th	2.06
Jason Terry	2001-02	10th	1.85
Stephen Jackson	2003-04	6th	1.73
Jason Terry	2003-04	16th	1.53
Josh Smith	2006-07	19th	1.40
Josh Smith	2007-08	16th	1.52
Josh Smith	2009-10	11th	1.60
Josh Smith	2011-12	20th	1.41
Jeff Teague	2011-12	10th	1.61
Paul Millsap	2013-14	9th	1.74
Paul Millsap	2014-15	9th	1.78
Jeff Teague	2014-15	14th	1.71

### 3-POINT FIELD GOAL PERCENTAGE

Mike McGee	1986-87	10th	.376
Leon Wood	1987-88	10th	.409
Paul Graham	1991-92	15th	.390
Eldridge Recasner	1997-98	10th	.419
Toni Kukoc	2000-01	6th	.446
Wesley Person (MEM-POR-ATL)	2003-04	16th	.399
Tyrone Lue	2005-06	2nd	.457
Willie Green	2011-12	7th	.442
Kyle Korver	2012-13	2nd	.457
Kyle Korver	2013-14	1st	.472
Kyle Korver	2014-15	1st	.492
DeMarre Carroll	2014-15	17th	.395

### FIELD GOAL PERCENTAGE

Joe Caldwell	1968-69	6th	.507
Lou Hudson	1969-70	3rd	.531
Walt Bellamy	1971-72	3rd	.545
Lou Hudson	1971-72	10th	.503
Walt Bellamy	1972-73	10th	.505
Walt Bellamy	1976-77	9th	.526
Cliff Levingston	1987-88	8th	.557
Cliff Levingston	1988-89	15th	.528
Dwaine Fereil	1991-92	20th	.511
Dikembe Mutombo	1996-97	13th	.527
Dikembe Mutombo	1997-98	6th	.537
Dikembe Mutombo	1999-00	2nd	.562
Josh Childress	2007-08	6th	.571
Al Horford	2009-10	8th	.551
Al Horford	2010-11	5th	.557
Al Horford	2012-13	10th	.543
Al Horford	2014-15	6th	.538

## NBA STATISTICAL LEADERS, CONT.

Player	Season	Rank	Avg	Player	Season	Rank	Avg
<b>REBOUNDING</b>				<b>FREE THROW PERCENTAGE (cont.)</b>			
Bill Bridges	1968-69	8th	14.2	John Battle	1990-91	19th	.854
Bill Bridges	1969-70	4th	14.4	Steve Smith	1996-97	16th	.847
Bill Bridges	1970-71	6th	15.0	Christian Laettner	1997-98	9th	.864
Walt Bellamy	1972-73	8th	13.0	Steve Smith	1997-98	13th	.855
Dan Roundfield	1978-79	10th	10.8	Steve Smith	1998-99	16th	.849
Dan Roundfield	1982-83	5th	11.4	Jim Jackson	1999-00	7th	.877
Moses Malone	1988-89	4th	11.8	Jason Terry	2002-03	6th	.887
Moses Malone	1989-90	8th	10.0	Glenn Robinson	2002-03	11th	.876
Dominique Wilkins	1990-91	13th	9.0	Tyronn Lue	2006-07	17th	.883
Kevin Willis	1990-91	16th	8.8	Jeff Teague	2012-13	8th	.881
Kevin Willis	1991-92	2nd	15.5	Jeff Teague	2014-15	19th	.862
Kevin Willis	1992-93	5th	12.9	<b>BLOCKED SHOTS</b>			
Kevin Willis	1993-94	3rd	12.0	Wayne Rollins	1977-78	3rd	2.73
Grant Long	1995-96	15th	9.6	Wayne Rollins	1978-79	3rd	3.14
Dikembe Mutombo	1996-97	2nd	11.6	Dan Roundfield	1978-79	7th	2.20
Dikembe Mutombo	1997-98	4th	11.4	Wayne Rollins	1979-80	3rd	2.98
Dikembe Mutombo	1998-99	3rd	12.2	Wayne Rollins	1980-81	2nd	2.93
Dikembe Mutombo	1999-00	1st	14.1	Wayne Rollins	1981-82	2nd	2.84
Shareef Abdur-Rahim	2001-02	13th	9.0	Wayne Rollins	1982-83	1st	4.29
Shareef Abdur-Rahim	2002-03	15th	8.4	Wayne Rollins	1983-84	2nd	3.60
Zaza Pachulia	2005-06	20th	7.9	Wayne Rollins	1984-85	5th	2.39
Josh Smith	2006-07	14th	8.6	Wayne Rollins	1985-86	8th	2.26
Al Horford	2007-08	13th	9.7	Jon Koncak	1988-89	16th	1.32
Al Horford	2009-10	10th	9.9	Andrew Lang	1994-95	13th	1.66
Josh Smith	2009-10	18th	8.7	Dikembe Mutombo	1996-97	2nd	3.30
Al Horford	2010-11	11th	9.3	Dikembe Mutombo	1997-98	2nd	3.38
Josh Smith	2010-11	18th	8.5	Dikembe Mutombo	1998-99	4th	2.94
Josh Smith	2011-12	112th	9.6	Dikembe Mutombo	1999-00	2nd	3.28
Al Horford	2012-13	6th	10.2	Theo Ratliff	2000-01	1st	3.74
Josh Smith	2012-13	18th	8.4	Theo Ratliff	2002-03	1st	3.23
<b>FREE THROW PERCENTAGE</b>				Josh Smith	2004-05	12th	1.95
Lou Hudson	1969-70	7th	.824	Josh Smith	2005-06	4th	2.60
Charlie Criss	1980-81	7th	.864	Josh Smith	2006-07	2nd	2.88
Glenn Rivers	1988-89	16th	.861	Josh Smith	2007-08	2nd	2.80
Antoine Carr	1988-89	20th	.855	Josh Smith	2008-09	13th	1.61
Anthony Webb	1990-91	17th	.868	Josh Smith	2009-10	3rd	2.14
				Josh Smith	2010-11	15th	1.56
				Josh Smith	2011-12	9th	1.74
				Josh Smith	2012-13	19th	1.79

## HAWKS OPENING DAY STARTING LINEUPS

2014-15 DeMarre Carroll Paul Millsap Al Horford Kyle Korver Jeff Teague	F C G G G	2007-08 Marvin Williams Josh Smith Al Horford Joe Johnson Anthony Johnson	F F C C G	2000-01 Roshown McLeod Hanno Mottola Alan Henderson Jim Jackson Jason Terry	F F C C G	1993-94 Dominique Wilkins Kevin Willis Jon Koncak Stacey Augmon Mookie Blaylock	F F C C G
2013-14 DeMarre Carroll Paul Millsap Al Horford Kyle Korver Jeff Teague	F C C G G	2006-07 Josh Smith Shelden Williams Zaza Pachulia Joe Johnson Speedy Claxton	F F C C G	1999-00 Roshown McLeod Alan Henderson Dikembe Mutombo Jim Jackson Bimbo Coles	F F C C G	1992-93 Dominique Wilkins Kevin Willis Blair Rasmussen Travis Mays Morlon Wiley	F F C C G
2012-13 Kyle Korver Josh Smith Al Horford Deyin Harris Jeff Teague	F F C C G	2005-06 Al Harrington Josh Smith Zaza Pachulia Josh Childress Joe Johnson	F F C C G	1998-99 LaPhonso Ellis Alan Henderson Dikembe Mutombo Steve Smith Mookie Blaylock	F F C C G	1991-92 Dominique Wilkins Kevin Willis Blair Rasmussen Stacey Augmon Rumeal Robinson	F F C C G
2011-12 Marvin Williams Josh Smith Al Horford Joe Johnson Jeff Teague	F F C C G	2004-05 Al Harrington Antoine Walker Jason Collier Boris Diaw Kenny Anderson	F F C C G	1997-98 Tyronn Lue Christian Laettner Dikembe Mutombo Steve Smith Mookie Blaylock	F F C C G	1990-91 Dominique Wilkins Kevin Willis Moses Malone Glenn Rivers Rumeal Robinson	F F C C G
2010-11 Marvin Williams Josh Smith Al Horford Joe Johnson Mike Bibby	F F C C G	2003-04 Stephen Jackson Shareef Abdur-Rahim Theo Ratliff Dion Glover Jason Terry	F F C C G	1996-97 Tyronn Lue Christian Laettner Dikembe Mutombo Steve Smith Mookie Blaylock	F F C C G	1989-90 Jon Koncak Dominique Wilkins Moses Malone John Battle Glenn Rivers	F F C C G
2009-10 Marvin Williams Josh Smith Al Horford Joe Johnson Mike Bibby	F F C C G	2002-03 Glenn Robinson Alan Henderson Theo Ratliff Ira Newble Jason Terry	F F C C G	1995-96 Ken Norman Grant Long Andrew Lang Steve Smith Mookie Blaylock	F F C C G	1988-89 Antoine Carr Dominique Wilkins Moses Malone Glenn Rivers Reggie Theus	F F C C G
2008-09 Maurice Evans Josh Smith Al Horford Joe Johnson Mike Bibby	F F C C G	2001-02 Shareef Abdur-Rahim Dion Glover Theo Ratliff Emanuel Davis Jason Terry	F F C C G	1994-95 Ken Norman Kevin Willis Andrew Lang Stacey Augmon Mookie Blaylock	F F C C G	1987-88 Dominique Wilkins Kevin Willis Tree Rollins Glenn Rivers Randy Wittman	F F C C G

## HAWKS OPENING DAY STARTING LINEUPS, CONT.

1986-87 Dominique Wilkins Kevin Willis Tree Rollins Glenn Rivers Randy Wittman	F F C C G	1980-81 John Drew Dan Roundfield Steve Hawes Armond Hill Eddie Johnson	F F C C G	1974-75 John Brown John Drew Dwight Jones Tom Henderson Dean Meminger	F F C C G	1968-69 Bill Bridges Joe Caldwell Zelmo Beaty Walt Hazzard Lou Hudson	F F C C G
1985-86 Cliff Levingston Kevin Willis Tree Rollins Spud Webb Dominique Wilkins	F F C C G	1979-80 John Drew Dan Roundfield Steve Hawes Armond Hill Eddie Johnson	F F C C G	1973-74 Lou Hudson Jim Washington Walt Bellamy Herm Gilliam Pete Maravich	F F C C G		
1984-85 Dominique Wilkins Sly Williams Tree Rollins Eddie Johnson Glenn Rivers	F F C C G	1978-79 John Drew Dan Roundfield Steve Hawes Butch Beard Armond Hill	F F C C G	1972-73 Lou Hudson Jim Washington Walt Bellamy Herm Gilliam Pete Maravich	F F C C G		
1983-84 Dan Roundfield Dominique Wilkins Billy Paultz Eddie Johnson Armond Hill	F F C C G	1977-78 John Brown John Drew Steve Hawes Ken Charles Armond Hill	F F C C G	1971-72 Bill Bridges Lou Hudson Walt Bellamy Herm Gilliam Pete Maravich	F F C C G		
1982-83 Dan Roundfield Dominique Wilkins Tree Rollins Eddie Johnson Rory Sparrow	F F C C G	1976-77 John Drew Joe C. Meriweather Steve Hawes Tom Henderson Lou Hudson	F F C C G	1970-71 Bill Bridges Lou Hudson Walt Bellamy Walt Hazzard Pete Maravich	F F C C G		
1981-82 Rudy Macklin Dan Roundfield Tree Rollins James McElroy Rory Sparrow	F F C C G	1975-76 Connie Hawkins Lou Hudson Dwight Jones Tom Henderson Tom VanArsdale	F F C C G	1969-70 Bill Bridges Jimmy Davis Joe Caldwell Walt Hazzard Lou Hudson	F F C C G		

## HAWKS SUNDRY RECORDS

BIGGEST WIN	44	Hawks 141, Detroit 97, February 7, 1994
BIGGEST LOSS	47	Philadelphia 132, Hawks 85, December 8, 1982
MOST WON	60	2014-15
MOST LOST	69	2004-05
HIGHEST WIN PERCENTAGE	.732	2014-15
LOWEST WIN PERCENTAGE	.159	2004-05 (13-69)
MOST HOME VICTORIES	36	1993-94, 1996-97
MOST HOME DEFEATS	32	2004-05
MOST ROAD VICTORIES	25	2014-15
MOST ROAD DEFEATS	37	2004-05
LONGEST WINNING STREAK	19	December 27, 2014 to January 31, 2015
LONGEST WINNING STREAK (Start of season)	11	October 31, 1997 to November 18, 1998
LONGEST LOSING STREAK	16	March 11, 1976 to April 9, 1976
LONGEST LOSING STREAK (Start of season)	7	October 31, 2000 to November 14, 2000
LONGEST HOME WINNING STREAK	22	December 8, 1990 to March 7, 1991
LONGEST HOME LOSING STREAK	11	February 15, 2005 to April 5, 2005
LONGEST ROAD WINNING STREAK	12	December 17, 2014 to January 17, 2015
LONGEST ROAD LOSING STREAK	29	January 28, 1976 to November 26, 1976
MOST HAWKS POINTS IN LOSING GAME	133	Memphis 136, Hawks 133, 20T, March 29, 2004
MOST OPPONENTS POINTS IN LOSING GAME	137	Baltimore 138, Hawks 133, December 17, 1969
MOST PLAYERS SCORING 1000 POINTS	5	Hawks 140, Baltimore 137, November 1, 1969 Hawks 142, Chicago 137, November 6, 1969 1969-70 (Hudson 2031, Caldwell 1727, Hazzard 1253, Bridges 1217, Davis 1116)



## HAWKS SUNDRY RECORDS, CONT.

### BIGGEST HAWKS WINS:

44	Hawks 141, Detroit 97 (2-7-94)
42	Hawks 135, Philadelphia 93 (4-15-89)
41	Hawks 139, Phoenix 98 (3-10-71)
39	Hawks 138, Philadelphia 99 (3-3-69)
	Hawks 130, Milwaukee 91 (1-15-87)
	Hawks 133, Charlotte 94 (1-4-94)
	Hawks 148, Orlando 109 (11-11-89)

### BIGGEST HAWKS LOSSES:

47	Philadelphia 132, Hawks 85 (12-8-82)
46	L.A. Lakers 113, Hawks 67 (1-9-04)
44	Phoenix 118, Hawks 74 (3-30-00)
44	L.A. Lakers 134, Hawks 90 (1-7-72)
43	Cleveland 123, Hawks 80 (3-22-92)
41	New Orleans 100, Hawks 59 (1-21-11)

## HAWKS — THE LAST TIME. . .

	A HAWK	AN OPPONENT
SCORED 30-39 POINTS	Millsap (30) v/Uta, 11/12/14	Westbrook (36), OKC, 3/20/15
SCORED 40-49 POINTS	J. Johnson (40) @Chi, 12/19/09	Love (43), Min, 2/1/14
SCORED 50+ POINTS	Abdur-Rahim (50) v/Det, 11/23/01	Iverson (53), Phi, 12/23/05
HAD 15-19 REBOUNDS	Millsap (16) @Mil, 2/22/15	Adams (16), OKC, 3/20/15
HAD 20-24 REBOUNDS	Horford (22) @Det, 2/25/13	Whiteside (24), Mia, 2/28/15
HAD 25-29 REBOUNDS	Mutombo (29) v/Tor, 1/31/01	Duncan (27), SAS, 1/27/10
HAD 30+ REBOUNDS	Willis (33) v/Was, 2/19/92	Nater (33), Mil, 12/19/76
HAD 20+ ASSISTS	Blaylock (23) v/Uta, 3/6/93	Rondo (20), Bos, 4/11/12
HAD 5+ STEALS	Horford (5), @LAL, 3/15/15	Mark. Morris (5), Pho, 3/13/15
HAD 10+ BLOCKED SHOTS	J. Smith (10) @Dal, 12/18/04	Clark (12), Tor, 3/23/01
MADE 15-19 FGs	Horford (15) v/Was, 12/13/13	Aldridge (15), Por, 1/30/15
MADE 20+ FIELD GOALS	Abdur-Rahim (21) v/Det, 11/23/01	Iverson (20), Phi, 1/1/29/03
MADE 5+ 3-POINTERS	Korver (5) @Den, 3/11/15	Galloway (6), NYK, 4/13/15
MADE 15-19 FTs	Millsap (15) v/BKN, 1/28/15	Westbrook (17), OKC, 3/20/15
MADE 20+ FREE THROWS	Do. Wilkins (20) @NYK, 3/2/93	Wade (20), Mia, 12/19/07
HAD A TRIPLE-DOUBLE	Millsap (19 pts/13 rebs/10 assts) 3/18/14 v/Tor	Noah (19 pts/16 rebs/11 assts) 2/11/14 (Chi)
HAD A 20-20 (PTS/REBS)	Horford (23 pts/22 rebs) 2/25/13 @Det	Jefferson (24 pts/23 rebs) 12/28/13 (Cha)
HAD A 30-20 (PTS/REBS)	Beatty (33 pts/20 rebs) 1/23/66 v/Phi	Nater (30 pts/33 rebs) 12/19/76 (Mil)
HAD A 20-30 (PTS/REBS)	Willis (20 pts/33 rebs) 2/19/92 v/Was	Nater (30 pts/33 rebs) 12/19/76 (Mil)
FOUR-POINT PLAY	Korver v/NYK, 4/13/15	Curry, GSW, 3/18/15
<b>TEAM</b>		
SCORED 120-129 POINTS	v/GSW (124), 2/6/15	OKC (123), 3/20/15
SCORED 130-139 POINTS	v/Bkn (131), 4/4/15	Uta (133), 3/25/12
SCORED 140-149 POINTS	v/Tor (146), 12/2/09	NJN (140), 2/13/91
SCORED 150+ POINTS	@SDC (155), 2/11/70	Cin (156), 12/5/69
SHOT 60% FIELD GOALS	v/Sac (.602), 3/9/15	Pho (.642), 1/29/08
WON BY 20-29 POINTS	v/Cha (24, 104-80), 4/10/15	Tor (25, 105-80), 2/20/15
WON BY 30-39 POINTS	v/Bkn (32, 131-99), 4/4/15	Mil (30, 107-77), 12/26/14
WON BY 40+ POINTS	v/Det (44, 141-97), 2/7/94	NOH (41, 100-59), 1/21/11

### HAWKS

WON FIVE STRAIGHT	2/22/15 - 3/6/15 (6)
WON 10 STRAIGHT	12/27/14 - 1/31/15 (19)
WON 5 STRAIGHT AT HOME	3/24/15 - 4/10/15 (5)
WON 10 STRAIGHT AT HOME	12/30/14 - 2/6/15 (12)
WON 15 STRAIGHT AT HOME	11/12/96 - 2/12/97 (20)
WON 20 STRAIGHT AT HOME	11/12/96 - 2/12/97 (20)
WON 5 STRAIGHT ON THE ROAD	12/17/14 - 1/17/15 (12)
WON 10 STRAIGHT ON THE ROAD	12/17/14 - 1/17/15 (12)
LOST 5 STRAIGHT ON THE ROAD	2/5/14 - 3/8/14 (10)
LOST 10 STRAIGHT ON THE ROAD	2/5/14 - 3/8/14 (10)



**HISTORY**



**24** Kent  
**BAZEMORE**

## YEARLY W - L RECORDS

## TRI-CITIES BLACKHAWKS (54-78)

Year	Coach	Season		Finish	Playoffs	
		W	L		W	L
1949-50	Roger Potter (1-6) Arnold "Red" Auerbach (28-29)	29	35	3rd	1	2
1950-51	Dave McMillan (9-14) John Logan (2-1) Marko Todorovich (14-28)	25	43	5th	—	—

## MILWAUKEE HAWKS (91-190)

1951-52	Doxie Moore	17	49	5th	—	—
1952-53	Andrew Levane	27	44	5th	—	—
1953-54	Andrew Levane (11-35) William "Red" Holzman (10-16)	21	51	4th	—	—
1954-55	William "Red" Holzman	26	46	4th	—	—

## ST. LOUIS HAWKS (553-452)

1955-56	William "Red" Holzman	33	39	3rd	4	4
1956-57	William "Red" Holzman (14-19) Slater Martin (5-3) Alex Hannum (15-16)	34	38	1st	8	4
1957-58	Alex Hannum	41	31	1st	8	3
1958-59	Andy Phillip (6-4) Ed Macauley (43-19)	49	23	1st	2	4
1959-60	Ed Macauley	46	29	1st	7	7
1960-61	Paul Seymour	51	28	1st	5	7
1961-62	Paul Seymour (5-9) Andrew Levane (20-40) Bob Pettit (4-2)	29	51	4th	—	—
1962-63	Harry Gallatin	48	32	2nd	6	5
1963-64	Harry Gallatin	46	34	2nd	7	5
1964-65	Harry Gallatin (17-16) Richie Guerin (28-19)	45	35	2nd	1	3
1965-66	Richie Guerin	36	44	3rd	6	4
1966-67	Richie Guerin	39	42	2nd	5	4
1967-68	Richie Guerin	56	26	1st	2	4

## ATLANTA HAWKS (1904-1902)

1968-69	Richie Guerin	48	34	2nd	5	6
1969-70	Richie Guerin	48	34	1st	4	5
1970-71	Richie Guerin	36	46	2nd	1	4
1971-72	Richie Guerin	36	46	2nd	2	4
1972-73	Cotton Fitzsimmons	46	36	2nd	2	4
1973-74	Cotton Fitzsimmons	35	47	2nd	—	—
1974-75	Cotton Fitzsimmons	31	51	4th	—	—
1975-76	Cotton Fitzsimmons (28-46)/Gene Tormohlen (1-7)	29	53	5th	—	—
1976-77	Hubie Brown	31	51	6th	—	—
1977-78	Hubie Brown	41	41	4th	0	2
1978-79	Hubie Brown	46	36	3rd	5	4
1979-80	Hubie Brown	50	32	1st	1	4
1980-81	Hubie Brown (31-48) Michael Fratello/Brendan Suhr (0-3)	31	51	4th	—	—
1981-82	Kevin Loughery	42	40	2nd	0	2
1982-83	Kevin Loughery	43	39	2nd	1	2
1983-84	Michael Fratello	40	42	3rd	2	3
1984-85	Michael Fratello	34	48	5th	—	—
1985-86	Michael Fratello	50	32	2nd	4	5
1986-87	Michael Fratello	57	25	1st	4	5
1987-88	Michael Fratello	50	32	3rd	6	6
1988-89	Michael Fratello	52	30	3rd	2	3
1989-90	Michael Fratello	41	41	6th	—	—
1990-91	Bob Weiss	43	39	4th	2	3
1991-92	Bob Weiss	38	44	5th	—	—
1992-93	Bob Weiss	43	39	4th	0	3
1993-94	Lenny Wilkens	57	25	1st	5	6
1994-95	Lenny Wilkens	42	40	5th	0	3
1995-96	Lenny Wilkens	46	36	4th	4	6

## YEARLY W - L RECORDS, CONT.

## ATLANTA HAWKS (1904-1902), CONT.

Year	Coach	Season		Finish	Playoffs	
		W	L		W	L
1996-97	Lenny Wilkens	56	26	2nd	4	6
1997-98	Lenny Wilkens	50	32	4th	1	3
1998-99	Lenny Wilkens	31	19	2nd	3	6
1999-00	Lenny Wilkens	28	54	7th	—	—
2000-01	Lon Kruger	25	57	7th	—	—
2001-02	Lon Kruger	33	49	6th	—	—
2002-03	Lon Kruger (11-16)/Terry Stotts (24-31)	35	47	5th	—	—
2003-04	Terry Stotts	28	54	7th	—	—
2004-05	Mike Woodson	13	69	5th	—	—
2005-06	Mike Woodson	26	56	4th	—	—
2006-07	Mike Woodson	30	52	5th	—	—
2007-08	Mike Woodson	37	45	3rd	3	4
2008-09	Mike Woodson	47	35	2nd	4	7
2009-10	Mike Woodson	53	29	2nd	4	7
2010-11	Larry Drew	44	38	3rd	6	6
2011-12	Larry Drew	40	26	2nd	2	4
2012-13	Larry Drew	44	38	2nd	2	4
2013-14	Mike Budenholzer	38	44	4th	3	4
2014-15	Mike Budenholzer	60	22	1st	8	8

## COACHING RECORDS

Name	REGULAR SEASON			PLAYOFFS		
	W	L	Pct.	W	L	Pct.
Richie Guerin	327	291	.529	26	34	.433
Michael Fratello	324	250	.564	18	22	.450
Lenny Wilkens	310	232	.572	17	30	.362
Mike Woodson	206	286	.419	11	18	.379
Hubie Brown	199	208	.489	6	10	.375
Cotton Fitzsimmons	140	180	.438	2	4	.333
Larry Drew	128	102	.557	10	14	.417
Bob Weiss	124	122	.504	2	6	.250
Harry Gallatin	111	82	.575	13	10	.565
Mike Budenholzer	98	66	.598	11	12	.478
Ed Macauley	89	48	.650	9	11	.450
Kevin Loughery	85	79	.518	1	4	.200
William "Red" Holzman	83	120	.409	4	4	.500
Lon Kruger	69	122	.361	—	—	—
Andrew Levane	58	119	.328	—	—	—
Paul Seymour	56	37	.602	5	7	.417
Alex Hannum	56	47	.544	16	7	.696
Terry Stotts	52	85	.380	—	—	—
Arnold "Red" Auerbach	28	29	.491	1	2	.333
Doxie Moore	17	49	.258	—	—	—
Marko Todorovich	14	28	.333	—	—	—
Dave McMillan	9	14	.391	—	—	—
Andy Phillip	6	4	.600	—	—	—
Slater Martin	5	3	.625	—	—	—
Bob Pettit	4	2	.667	—	—	—
John Logan	2	1	.667	—	—	—
Roger Potter	1	6	.143	—	—	—
Gene Tormohlen	1	7	.125	—	—	—
Michael Fratello/Brendan Suhr	0	3	.000	—	—	—

## YEARLY RESULTS: 1968 - 69

48-34 OVERALL (28-12 at home, 18-21 on the road, 2-1 at neutral site)



## SEASON STATS

	G	Min	FGM	FGA	Pct	FTM	FTA	Pct	Reb	Asst	PF	DQ	Pts	Avg
Hudson	81	2869	716	1455	.492	338	435	.777	533	216	248	0	1770	21.9
Beaty	72	2578	588	1251	.470	370	506	.731	798	131	272	7	1546	21.5
Caldwell	81	2720	561	1106	.507	159	296	.537	303	320	231	1	1281	15.8
Bridges	80	2930	351	775	.453	239	353	.677	1132	298	290	3	941	11.8
Ohl	76	1995	385	901	.427	147	208	.707	170	221	232	5	917	12.1
Hazzard	80	2420	345	869	.397	208	294	.707	266	474	264	6	898	11.2
Davis	78	1367	265	568	.467	154	231	.667	529	97	239	6	684	8.8
Silas	79	1853	241	575	.419	204	333	.613	745	140	166	0	686	8.7
Guerin	27	472	47	111	.423	57	74	.770	59	99	66	0	151	5.6
Harlicka	26	218	41	90	.456	24	31	.774	16	37	29	0	106	4.1
Hamilton	25	141	37	67	.552	2	5	.400	29	8	19	0	76	3.0
Lehmann	11	138	26	67	.388	8	12	.667	9	27	18	0	60	5.5
Waller	11	29	2	9	.222	3	7	.429	10	1	8	0	7	0.6

## RESULTS

(1) at Columbia, SC (2) at Baltimore, MD (3) at Cleveland, OH

Date	Opponent	W/L	Atl.	Opp.	Record
10/16	CINCINNATI	L	110	125	0-1
10/19	MILWAUKEE	W	125	107	1-1
10/23	CHICAGO	W	106	91	2-1
10/25	at Seattle	L	112	123	2-2
10/27	at Phoenix	W	123	100	3-2
10/29	at Los Angeles	L	124	125	3-3
10/30	at San Diego	L	116	127	3-4
11/1	SAN FRAN.	W	109	105	4-4
11/3	BOSTON	L	103	123	4-5
11/6	at Baltimore	L	119	140	4-6
11/8	SAN DIEGO	W	114	101	5-6
11/9	SAN FRAN.	W	113	106	6-6
11/12	at San Francisco	L	108	123	6-7
11/13	at Seattle	W	142	113	7-7
11/15	PHILADELPHIA	L	115	116	7-8
11/16	at Cincinnati	L	125	130	7-9
11/19	at Milwaukee	L	98	119	7-10
11/20	NEW YORK	W	111	106	8-10
11/21	at Detroit	W	129	121	9-10
11/23	at Chicago	W	114	96	10-10
11/24	BALTIMORE	L	111	118	10-11
11/26	at Baltimore	L	99	102	10-12
11/27	CINCINNATI	W	94	91	11-12
11/30	at Cincinnati	W	126	109	12-12
12/3	at New York	L	93	126	12-13
12/4	NEW YORK	L	113	121	12-14
12/6	LOS ANGELES	L	94	99	12-15
12/8	at Phoenix	W	121	99	13-15
12/10	at San Francisco	W	111	100	14-15
12/12	at Seattle	W	93	91	15-15
12/13	at Los Angeles	W	105	103	16-15
12/14	at Chicago	W	87	83	17-15
12/18	MILWAUKEE	W	122	116	18-15
12/21	DETROIT	W	120	110	19-15
12/26	SEATTLE	W	126	96	20-15
12/28	BOSTON	W	110	97	21-15
12/29	BALTIMORE	W	101	99	22-15
1/2	at Chicago	W	106	88	23-15
1/3	DETROIT	W	128	106	24-15
1/4	LOS ANGELES	L	111	121	24-16
1/5	PHOENIX	W	97	96	25-16

ATLANTA  
Most points: 142 at Seattle (11/13)  
Least points: 87 (two times)

(#, overtime; #2, double OT; #3, three OT; #4, four OT)

Date	Opponent	W/L	Atl.	Opp.	Record
1/8	at Philadelphia	L	111	112	25-17
1/10	DETROIT	W	104	101	26-17
1/11	LOS ANGELES	W	104	100	27-17
ALL-STAR BREAK					
1/16	(1) PHOENIX	W	112	107	28-17
1/17	PHOENIX	W	112	107	29-17
1/19	NEW YORK	W	100	96	30-17
1/21	at San Diego	L	113	124	30-18
1/22	at Phoenix	W	125	107	31-18
1/24	LOS ANGELES	W	110	106	32-18
1/25	at Baltimore	W	112	109	33-18
1/26	PHILADELPHIA	L	115	119	33-19
1/28	at Boston	L	96	108	33-20
1/29	at Philadelphia	L	96	119	33-21
1/31	SEATTLE	L	112	119	33-22
2/1	DETROIT	W	119	99	34-22
2/2	SAN DIEGO	W	115	103	35-22
2/4	at New York	L	97	122	35-23
2/7	at Boston	W	109	107	36-23
2/8	CHICAGO	W	106	97	37-23
2/9	BALTIMORE	L	101	102	37-24
2/11	SAN FRANCISCO	L	87	92	37-25
2/12	at Milwaukee	W	113	106	38-25
2/14	(#) BOSTON	W	104	101	39-25
2/16	SAN FRANCISCO	L	106	113	39-26
2/17	(2) MILWAUKEE	L	111	123	39-27
2/18	(3) at Cincinnati	W	124	123	40-27
2/20	at Detroit	W	97	87	41-27
2/23	SAN DIEGO	W	124	92	42-27
2/25	at New York	L	101	122	42-28
2/28	at Boston	L	120	122	42-29
3/3	MILWAUKEE	W	112	106	43-29
3/8	PHILADELPHIA	W	138	99	44-29
3/9	CINCINNATI	W	134	107	45-29
3/11	at Chicago	L	90	102	45-30
3/12	CHICAGO	W	109	90	46-30
3/15	at Philadelphia	L	120	122	46-31
3/16	(#) SEATTLE	W	131	127	47-31
3/18	at San Francisco	W	128	115	48-31
3/20	SAN DIEGO	L	97	115	48-32
3/21	at Los Angeles	L	103	116	48-33
3/23	at San Diego	L	121	128	48-34

OPPONENT  
Most points: 140 (Baltimore, 11/6)  
Least points: 83 (Chicago, 12/14)

## YEARLY RESULTS: 1969 - 70

48-34 OVERALL (25-13 at home, 18-16 on the road, 5-5 at neutral site)



## SEASON STATS

	G	Min	FGM	FGA	Pct	FTM	FTA	Pct	Reb	Asst	PF	DQ	Pts	Avg
Hudson	80	3091	830	1564	.531	371	450	.824	373	276	225	1	2031	25.4
Caldwell	82	2857	674	1329	.507	379	551	.688	407	287	255	3	1727	21.1
Bellamy	23	855	141	287	.491	75	124	.605	310	88	97	2	357	15.5
Hazzard	82	2757	493	1056	.467	267	330	.809	329	561	264	3	1253	15.3
Bridges	82	3269	443	932	.475	331	451	.734	1181	345	292	6	1217	14.8
Davis	82	2623	438	943	.464	240	318	.755	796	238	335	5	1116	13.6
Gregor	81	1603	286	661	.433	88	113	.779	397	63	159	5	660	8.1
Beard	72	941	183	392	.467	135	163	.828	140	121	124	0	501	7.0
Ohl	66	984	176	372	.473	58	72	.806	71	98	113	1	410	6.2
Newmark	64	612	127	296	.429	59	77	.766	174	42	128	3	313	4.9
O'Malley	24	113	21	60	.350	8	19	.421	26	10	12	0	50	2.1
Tormohlen	2	11	2	4	.500	0	0	.000	4	1	3	0	4	2.0
Guerin	8	64	3	11	.273	1	1	1.000	2	12	9	0	7	0.9

## RESULTS

(#, overtime; #2, double OT; #3, three OT; #4, four OT)  
 (1) at Auburn, AL (2) at Albuquerque, NM (3) at St. Louis, MO (4) at Salt Lake City, UT (5) at Kansas City, KS  
 (6) at Cleveland, OH (7) at Memphis, TN (8) at Columbia, SC (9) at Greenville, SC

Date	Opponent	W/L	Atl.	Opp.	Record	Date	Opponent	W/L	Atl.	Opp.	Record
10/15	SEATTLE	W	124	119	1-0	1/2	at Philadelphia	L	117	121	26-15
10/18	PHOENIX	W	121	116	2-0	1/3	CINCINNATI	L	102	104	26-16
10/22	SAN FRANCISCO	L	93	94	2-1	1/4	at Milwaukee	W	126	125	27-16
10/24	at Boston	W	122	110	3-1	1/6	SEATTLE	W	101	97	28-16
10/25	DETROIT	L	104	125	3-2	1/7	at Boston	W	112	106	29-16
10/28	at New York	L	104	128	3-3	1/9	LOS ANGELES	L	112	127	29-17
10/29	SAN DIEGO	W	117	114	4-3	1/10	at Baltimore	L	109	130	29-18
11/1	(#) at Baltimore	W	140	137	5-3	1/12	(7) DETROIT	L	100	113	29-19
11/2	SEATTLE	W	125	113	6-3	1/13	at Philadelphia	L	105	136	29-20
11/5	BOSTON	W	128	121	7-3	1/14	SAN FRANCISCO	L	101	103	29-21
11/6	(#) at Chicago	W	142	137	8-3	1/16	(8) CINCINNATI	W	117	100	30-21
11/8	SAN FRANCISCO	W	106	93	9-3	1/18	CHICAGO	W	125	107	31-21
11/10	(1) CHICAGO	W	133	132	10-3	ALL-STAR BREAK					
11/11	PHILADELPHIA	W	124	107	11-3	1/25	MILWAUKEE	L	116	131	31-22
11/14	at San Francisco	W	120	109	12-3	1/26	at San Francisco	W	131	104	32-22
11/15	at San Diego	L	118	133	12-4	1/28	at Seattle	L	119	120	32-23
11/16	(2) at Phoenix	L	118	139	12-5	1/29	at Phoenix	L	102	111	32-24
11/19	at Seattle	W	137	116	13-5	1/30	at Los Angeles	L	87	102	32-25
11/21	at Detroit	W	118	106	14-5	2/1	BALTIMORE	L	124	133	32-26
11/22	PHILADELPHIA	L	116	132	14-6	2/2	(9) DETROIT	W	125	121	33-26
11/25	(3) MILWAUKEE	L	115	130	14-7	2/4	NEW YORK	W	111	96	34-26
11/26	NEW YORK	L	103	138	14-8	2/6	CHICAGO	W	104	93	35-26
11/28	at Boston	W	130	105	15-8	2/8	at Chicago	L	107	117	35-27
11/29	CINCINNATI	W	128	111	16-8	2/10	at San Francisco	L	104	113	35-28
12/4	SEATTLE	W	119	111	17-8	2/11	at San Diego	W	155	131	36-28
12/5	at Cincinnati	L	127	156	17-9	2/12	at Los Angeles	L	114	136	36-29
12/7	at Los Angeles	W	104	103	18-9	2/15	BOSTON	W	146	125	37-29
12/9	(4) SAN FRANCISCO	W	117	115	19-9	2/21	(7)(#) CINCINNATI	W	139	125	38-29
12/10	at San Diego	L	107	126	19-10	2/22	at New York	W	122	106	39-29
12/12	LOS ANGELES	W	121	107	20-10	2/24	DETROIT	L	114	116	39-30
12/13	MILWAUKEE	L	100	121	20-11	2/24	at Los Angeles	W	118	105	40-30
12/16	(#) at New York	W	125	124	21-11	2/25	at Seattle	L	112	120	40-31
12/17	BALTIMORE	L	133	138	21-12	2/27	at Baltimore	L	107	114	40-32
12/18	(5) at Chicago	L	112	114	21-13	3/1	PHOENIX	L	98	109	40-33
12/20	BOSTON	W	122	106	22-13	3/3	LOS ANGELES	W	101	93	41-33
12/21	CHICAGO	W	118	111	23-13	3/5	at Milwaukee	W	126	117	42-33
12/26	(6) at Cincinnati	L	110	130	23-14	3/8	at Phoenix	L	119	130	42-34
12/27	PHILADELPHIA	W	112	107	24-14	3/10	MILWAUKEE	W	140	127	43-34
12/29	SAN DIEGO	W	122	118	25-14	3/11	SAN DIEGO	W	122	121	44-34
12/31	BALTIMORE	W	122	111	26-14	3/15	PHOENIX	W	126	111	45-34
						3/17	at Philadelphia	W	128	125	46-34
						3/20	NEW YORK	W	110	102	47-34
						3/22	at Detroit	W	130	126	48-34

## YEARLY RESULTS: 1970 - 71



36-46 OVERALL (21-20 at home, 14-26 on the road, 1-0 at neutral site)

## SEASON STATS

	G	Min	FGM	FGA	Pct	FTM	FTA	Pct	Reb	Asst	PF	DQ	Pts	Avg
Hudson	76	3113	829	1713	.484	381	502	.759	386	257	186	0	2039	26.8
Maravich	81	2926	738	1613	.458	404	505	.800	298	355	238	1	1880	23.2
Hazzard	82	2877	517	1126	.459	315	415	.759	300	514	276	2	1349	16.5
Bellamy	82	2908	433	879	.493	336	556	.604	1060	230	271	4	1202	14.7
Bridges	82	3140	382	834	.458	211	330	.639	1233	240	317	7	975	11.9
Chambers	65	1168	237	526	.451	106	134	.791	245	61	119	0	580	8.9
Davis	82	1864	241	503	.479	195	288	.677	546	108	253	5	677	8.3
Chappell	42	451	71	161	.441	60	74	.811	133	16	63	2	202	4.8
Valley	51	430	73	204	.358	45	59	.763	34	47	50	0	191	3.7
Christian	54	524	55	127	.433	40	64	.625	177	30	118	0	150	2.8
White	38	315	34	84	.405	22	39	.564	48	47	62	2	90	2.4
Riley	7	39	4	9	.444	5	9	.556	12	1	5	0	13	1.9

## RESULTS

(#, overtime; #2, double OT; #3, three OT; #4, four OT)

(1) at College Park, MD

Date	Opponent	W/L	Atl.	Opp.	Record
10/17	MILWAUKEE	L	98	107	0-1
10/21	SAN FRANCISCO	W	102	100	1-1
10/22	at Detroit	L	101	120	1-2
10/24	BOSTON	L	109	113	1-3
10/26	at Cincinnati	L	107	126	1-4
10/31	SAN DIEGO	L	117	121	1-5
11/1	at Cleveland	W	131	107	2-5
11/4	DETROIT	L	105	117	2-6
11/6	at Philadelphia	L	112	118	2-7
11/7	PHOENIX	L	100	107	2-8
11/10	PHILADELPHIA	W	109	104	3-8
11/11	at Buffalo	L	118	134	3-9
11/13	at Boston	W	116	114	4-9
11/14	CHICAGO	L	116	120	4-10
11/17	at Los Angeles	L	105	116	4-11
11/18	at Portland	L	131	146	4-12
11/21	BALTIMORE	W	130	103	5-12
11/22	PHILADELPHIA	W	125	115	6-12
11/24	at New York	L	119	128	6-13
11/25	NEW YORK	L	111	114	6-14
11/27	at San Diego	L	127	128	6-15
11/29	at Seattle	L	107	130	6-16
12/1	at San Francisco	L	106	113	6-17
12/2	at Phoenix	L	112	126	6-18
12/5	SEATTLE	W	106	100	7-18
12/8	at Milwaukee	L	104	125	7-19
12/9	at Cincinnati	L	106	118	7-20
12/11	at Chicago	L	86	87	7-21
12/12	PORTLAND	W	107	101	8-21
12/13	BUFFALO	W	110	91	9-21
12/16	SAN DIEGO	W	128	117	10-21
12/18	(1) at Baltimore	W	116	112	11-21
12/19	LOS ANGELES	L	104	116	11-22
12/22	at Los Angeles	W	119	115	12-22
12/23	at San Diego	L	102	133	12-23
12/25	at Phoenix	L	115	127	12-24
12/26	CINCINNATI	L	118	130	12-25
12/28	SAN FRANCISCO	L	104	115	12-26
12/29	at Detroit	L	97	99	12-27
12/31	CLEVELAND	W	119	85	13-27

ATLANTA  
Most points: 139 vs. Phoenix (3/10)  
Least points: 86 at Chicago (12/11)

Date	Opponent	W/L	Atl.	Opp.	Record
1/2	at New York	W	112	108	14-27
1/3	BOSTON	L	128	140	14-28
1/5	DETROIT	L	90	98	14-29
1/7	BALTIMORE	L	102	110	14-30
1/8	at Baltimore	L	104	115	14-31
1/10	PHOENIX	L	105	116	14-32
ALL-STAR BREAK					
1/15	at Boston	L	123	134	14-33
1/16	LOS ANGELES	W	127	123	15-33
1/18	at Buffalo	W	123	113	16-33
1/20	SEATTLE	L	108	112	16-34
1/22	at Milwaukee	W	117	110	17-34
1/24	MILWAUKEE	L	120	142	17-35
1/26	at Philadelphia	L	122	129	18-35
1/27	NEW YORK	L	108	116	17-37
1/29	CLEVELAND	W	119	111	18-37
1/31	SAN DIEGO	W	131	120	19-37
2/2	at San Francisco	L	99	101	19-38
2/4	at Portland	L	123	137	19-39
2/5	(#) at Seattle	W	121	120	20-39
2/7	CINCINNATI	W	121	118	21-39
2/9	at New York	W	114	109	22-39
2/10	BOSTON	W	114	102	23-39
2/12	NEW YORK	W	125	116	24-39
2/14	MILWAUKEE	L	88	124	24-40
2/16	at Chicago	L	102	118	24-41
2/20	at Baltimore	W	122	115	25-41
2/21	BALTIMORE	L	119	121	25-42
2/24	PORTLAND	W	118	107	26-42
2/26	(#) at Boston	L	129	137	26-43
2/27	BUFFALO	W	134	117	27-43
2/28	DETROIT	L	105	106	27-44
3/2	at Seattle	W	128	116	28-44
3/3	at San Francisco	W	109	105	29-44
3/5	at Los Angeles	W	105	104	30-44
3/7	CINCINNATI	W	122	112	31-44
3/10	PHOENIX	W	139	98	32-44
3/12	at Cleveland	W	119	107	33-44
3/13	at Cincinnati	L	127	136	33-45
3/14	PHILADELPHIA	W	108	101	34-45
3/16	at Philadelphia	W	130	125	35-45
3/19	(#) CHICAGO	W	112	111	36-45
3/20	at Chicago	L	121	138	36-36

OPPONENT  
Most points: 146 (Portland, 11/18)  
Least points: 85 (Cleveland, 12/31)

## YEARLY RESULTS: 1971 - 72



36-46 OVERALL (22-19 at home, 13-26 on the road, 1-1 at neutral site)

## SEASON STATS

	G	Min	FGM	FGA	Pct	FTM	FTA	Pct	Reb	Asst	PF	DQ	Pts	Avg
Hudson	77	3042	775	1540	.503	349	430	.812	385	309	225	0	1899	24.7
Maravich	66	2302	460	1077	.427	355	438	.811	256	393	207	0	1275	19.3
Bellamy	82	3187	593	1089	.545	340	581	.585	1049	262	255	2	1526	18.6
Washington	67	2416	325	729	.446	201	256	.785	601	121	217	0	851	12.7
Adams	70	2030	307	779	.394	204	273	.747	494	137	259	5	818	11.7
Gilliam	82	2337	345	774	.446	145	173	.838	335	377	232	3	835	10.2
Bridges	14	546	51	134	.381	31	44	.705	190	40	50	1	133	9.5
May	75	1285	234	476	.492	126	164	.768	217	55	133	0	594	7.9
Williams	10	127	23	53	.434	21	29	.724	4	20	18	0	67	6.7
Trapp	60	890	144	388	.371	105	139	.755	183	51	144	2	393	6.6
Valley	9	110	20	43	.465	13	20	.650	11	9	13	0	53	5.9
Payne	29	227	45	103	.437	29	46	.630	69	15	40	0	119	4.1
Haliburton	37	288	61	133	.459	25	30	.833	37	20	50	1	147	4.0
Siegfried	21	335	25	77	.325	20	23	.870	32	52	32	0	70	3.3
Christian	56	485	66	142	.465	44	61	.721	181	28	77	0	176	3.1
Davis	11	119	8	33	.242	10	18	.556	36	8	14	0	26	2.4

## RESULTS

(#, overtime; #2, double OT; #3, three OT; #4, four OT)

(1) at San Diego, CA, (2) at Hershey, PA

Date	Opponent	W/L	Atl.	Opp.	Record
10/12	at Cincinnati	L	113	127	0-1
10/16	PHILADELPHIA	L	102	104	0-2
10/20	LOS ANGELES	L	104	126	0-3
10/22	BOSTON	L	108	115	0-4
10/23	at New York	W	95	89	1-4
10/25	at Boston	L	116	136	1-5
10/27	NEW YORK	W	110	96	2-5
10/29	at Cleveland	W	98	97	3-5
10/30	DETROIT	L	99	104	3-6
11/3	CHICAGO	L	100	113	3-7
11/5	(#) BUFFALO	L	117	122	3-8
11/6	at Philadelphia	L	96	101	3-9
11/10	MILWAUKEE	L	100	116	3-10
11/12	GOLDEN STATE	W	106	104	4-10
11/17	SEATTLE	L	104	112	4-11
11/20	PHOENIX	W	115	109	5-11
11/23	at Buffalo	L	97	102	5-12
11/24	at Milwaukee	L	107	141	5-13
11/26	BALTIMORE	L	105	118	5-14
11/27	CLEVELAND	L	95	103	5-15
11/28	at Boston	L	108	130	5-16
11/30	at Chicago	L	85	86	5-17
12/1	at Detroit	W	117	103	6-17
12/4	PHILADELPHIA	W	126	109	7-17
12/7	(1) at Golden State	W	116	113	8-17
12/9	at Phoenix	L	115	135	8-18
12/10	at Houston	L	88	95	8-19
12/12	at Los Angeles	L	95	104	8-20
12/15	(#) HOUSTON	L	115	117	8-21
12/17	at Baltimore	L	103	114	8-22
12/18	BALTIMORE	W	123	94	9-22
12/19	CINCINNATI	W	101	99	10-22
12/22	at Cincinnati	W	106	103	11-22
12/23	at Cleveland	L	110	115	11-23
12/25	BUFFALO	W	140	117	12-23
12/26	at Milwaukee	L	92	114	12-24
12/27	PORTLAND	W	135	121	13-24
12/30	at Houston	L	115	129	13-25
1/1	at Phoenix	W	116	111	14-25
1/4	at Portland	W	103	91	15-25

ATLANTA  
Most points: 140 vs. Buffalo (12/25)  
Least points: 81 at Baltimore (2/18)

Date	Opponent	W/L	Atl.	Opp.	Record
1/5	at Seattle	L	116	127	15-26
1/7	LOS ANGELES	L	90	134	15-27
1/8	at Baltimore	L	102	110	15-28
1/12	MILWAUKEE	W	104	102	16-28
1/14	at Cincinnati	L	102	126	16-29
1/15	BOSTON	L	106	122	16-30
1/16	PHILADELPHIA	W	124	116	17-30
ALL-STAR BREAK					
1/21	GOLDEN STATE	L	111	113	17-31
1/23	at Milwaukee	W	118	113	18-31
1/25	at Buffalo	W	123	110	19-31
1/26	SEATTLE	L	119	131	19-32
1/28	DETROIT	W	124	108	20-32
1/30	at Phoenix	L	103	105	20-33
2/3	at Golden State	L	115	132	20-34
2/5	CLEVELAND	W	120	117	21-34
2/6	at Houston	L	113	120	21-35
2/9	LOS ANGELES	L	113	117	21-36
2/11	at Chicago	L	91	102	21-37
2/12	CHICAGO	L	106	117	21-38
2/13	BUFFALO	W	133	119	22-38
2/15	at Detroit	W	113	105	23-38
2/16	BALTIMORE	W	105	103	24-38
2/18	at Baltimore	L	81	106	24-39
2/20	CINCINNATI	L	92	101	24-40
2/23	PHOENIX	W	120	118	25-40
2/25	(2) at Philadelphia	L	110	114	25-41
2/27	PORTLAND	W	113	110	26-41
2/29	at Buffalo	W	99	89	27-41
3/3	at Los Angeles	L	104	113	27-42
3/4	at Portland	W	120	101	28-42
3/5	at Seattle	L	110	112	28-43
3/8	CHICAGO	L	96	98	28-44
3/12	CLEVELAND	W	135	114	29-44
3/14	at New York	L	107	115	29-45
3/15	SEATTLE	W	134	96	30-45
3/17	at Detroit	L	112	121	30-46
3/18	CINCINNATI	W	115	106	31-46
3/19	at Cleveland	W	115	105	32-46
3/21	at Philadelphia	W	117	111	33-46
3/22	HOUSTON	W	107	106	34-46
3/24	GOLDEN STATE	W	118	102	35-46
3/26	MILWAUKEE	W	120	109	36-46

## YEARLY RESULTS: 1972 - 73

46-36 OVERALL (28-13 at home, 17-23 on the road, 1-0 at neutral site)

## SEASON STATS

	G	Min	FGM	FGA	Pct	FTM	FTA	Pct	Reb	Asst	PF	DQ	Pts	Avg
Hudson	75	3027	816	1710	.477	397	481	.825	467	258	197	1	2029	27.1
Maravich	79	3089	789	1788	.441	485	606	.800	346	546	245	1	2063	26.1
Bellamy	74	2802	455	901	.505	283	526	.538	964	179	244	1	1193	16.1
Gilliam	76	2741	471	1007	.468	123	150	.820	399	482	257	8	1065	14.0
Trapp	77	1853	359	824	.436	150	194	.773	455	127	274	11	868	11.3
Washington	75	2833	308	713	.432	163	224	.728	801	174	252	5	779	10.4
Bracey	70	1050	192	395	.486	73	110	.664	107	125	125	0	457	6.5
Adams	4	76	8	38	.211	7	8	.875	22	5	11	0	23	5.8
Haliburton	24	238	50	116	.431	21	22	.955	26	28	29	0	121	5.0
May	32	317	61	134	.455	22	31	.710	67	21	55	0	144	4.5
Christian	55	759	85	155	.548	60	79	.759	305	47	111	2	230	4.2
Wetzel	28	504	42	94	.447	14	17	.824	58	39	41	1	98	3.5
Tschogl	10	94	14	40	.350	2	4	.500	21	6	25	0	30	3.0
Mast	42	447	50	118	.424	19	30	.633	136	37	50	0	119	2.8

## RESULTS

(#, overtime; #2, double OT; #3, three OT; #4, four OT)

Date	Opponent	W/L	Atl.	Opp.	Record
10/10	at Buffalo	W	120	109	1-0
10/13	at Baltimore	L	98	115	1-1
10/15	NEW YORK	W	109	101	2-1
10/17	BOSTON	L	115	119	2-2
10/20	at Houston	L	108	120	2-3
10/21	at Kansas City	L	101	108	2-4
10/24	at Portland	W	118	110	3-4
10/25	at Seattle	W	118	115	4-4
10/28	at Golden State	L	107	122	4-5
10/31	HOUSTON	L	105	106	4-6
11/3	at Houston	W	114	108	5-6
11/4	PHILADELPHIA	W	128	120	6-6
11/7	(#) BALTIMORE	W	109	107	7-6
11/9	at New York	L	99	101	7-7
11/11	MILWAUKEE	W	111	102	8-7
11/14	GOLDEN STATE	L	105	114	8-8
11/18	PHOENIX	W	126	122	9-8
11/19	at Cleveland	L	98	109	9-9
11/21	(#) at Detroit	L	110	113	9-10
11/23	SEATTLE	W	110	97	10-10
11/25	CHICAGO	L	99	100	10-11
11/26	at Milwaukee	L	96	108	10-12
11/29	at Phoenix	L	98	109	10-13
12/1	(#) at Los Angeles	W	114	109	11-13
12/2	at Portland	W	106	103	12-13
12/5	PORTLAND	W	122	121	13-13
12/7	(#) at Chicago	W	94	89	14-13
12/8	BALTIMORE	W	134	115	15-13
12/9	at Kansas City	L	115	130	15-14
12/12	at New York	L	93	114	15-15
12/13	NEW YORK	W	121	120	16-15
12/16	CLEVELAND	W	100	94	17-15
12/20	KANSAS CITY	W	119	102	18-15
12/22	at Buffalo	W	110	109	19-15
12/23	(1) at Philadelphia	W	124	112	20-15
12/26	at Cleveland	L	96	115	20-16
12/27	at Philadelphia	W	121	120	21-16
12/28	BALTIMORE	L	111	112	21-17
12/30	BUFFALO	W	120	110	22-17
1/2	at Chicago	L	90	100	22-18
1/3	at Milwaukee	L	97	105	22-19

## ATLANTA

Most points: 138 vs. Philadelphia (3/4)  
Least points: 90 at Chicago (1/2)

(1) at Pittsburgh, PA

Date	Opponent	W/L	Atl.	Opp.	Record
1/5	BOSTON	L	108	126	22-20
1/6	at Detroit	W	116	111	23-20
1/9	HOUSTON	W	120	114	24-20
1/11	NEW YORK	L	107	122	24-21
1/12	at Boston	L	109	133	24-22
1/14	LOS ANGELES	L	100	102	24-23
1/16	(#) DETROIT	W	130	129	25-23
1/17	at Philadelphia	W	122	105	26-23
1/18	BUFFALO	L	125	127	26-24
1/20	CLEVELAND	W	96	84	27-24
1/26	at Buffalo	W	118	82	28-24
1/27	KANSAS CITY	W	129	126	29-24
1/28	at Houston	L	108	116	29-25
1/30	DETROIT	L	123	126	29-26
2/2	at Boston	W	100	99	30-26
2/3	BUFFALO	W	105	101	31-26
2/6	BALTIMORE	W	112	106	32-26
2/7	at Baltimore	L	108	137	32-27
2/8	(#) CLEVELAND	L	132	136	32-28
2/10	HOUSTON	W	103	91	33-28
2/11	at Cleveland	W	115	107	34-28
2/16	at Phoenix	W	111	104	35-28
2/18	at Los Angeles	W	99	92	36-28
2/20	at Golden State	L	115	118	36-29
2/23	at Seattle	L	120	124	36-30
2/27	SEATTLE	W	131	130	37-30
3/2	at Philadelphia	W	130	107	38-30
3/3	HOUSTON	W	136	125	39-30
3/4	PHILADELPHIA	W	138	130	40-30
3/8	PORTLAND	W	135	129	41-30
3/10	GOLDEN STATE	W	117	113	42-30
3/11	at Houston	L	118	129	42-31
3/13	at Cleveland	L	107	115	42-32
3/16	PHOENIX	W	135	127	43-32
3/18	MILWAUKEE	L	104	105	43-33
3/20	LOS ANGELES	W	114	112	44-33
3/21	at New York	W	98	93	45-33
3/23	at Boston	L	108	124	45-34
3/24	CHICAGO	W	113	111	46-34
3/25	at Baltimore	L	105	112	46-35
3/27	BOSTON	L	110	117	46-36

## OPPONENT

Most points: 137 (Baltimore, 2/7)  
Least points: 82 (Buffalo, 1/26)

## YEARLY RESULTS: 1973 - 74

35-47 OVERALL (23-18 at home, 12-25 on the road, 0-4 at neutral site)

## SEASON STATS

	G	Min	FGM	FGA	Pct	FTM	FTA	Pct	Reb	Asst	PF	Stl	Blk	Pts	Avg
Maravich	76	2903	819	1791	.457	469	568	.826	374	396	261	111	13	2107	27.7
Hudson	65	2588	678	1356	.500	295	353	.836	350	213	205	160	29	1651	25.4
Gilliam	62	2003	384	846	.454	106	134	.791	267	355	190	134	18	874	14.1
Bellamy	77	2440	389	801	.486	233	383	.608	740	189	232	52	48	1011	13.1
Washington	73	2519	297	612	.485	134	196	.684	735	156	249	49	74	728	10.0
Brown	77	1715	277	632	.438	163	217	.751	441	114	239	29	16	717	9.3
Jones	74	1448	238	502	.474	116	156	.744	454	86	197	29	64	592	8.0
Bracey	75	1463	241	520	.463	69	96	.719	146	231	157	60	5	551	7.3
Wetzel	70	1232	107	252	.425	41	57	.719	170	138	147	73	19	255	3.6
Schlueter	57	547	63	135	.467	38	50	.760	155	45	84	25	22	164	2.9
Inglesby	48	398	50	131	.382	29	37	.784	44	37	43	19	4	129	2.7
Tschogl	64	499	59	166	.355	10	17	.588	76	33	69	17	20	128	2.0

## RESULTS

(#, overtime; #2, double OT; #3, three OT; #4, four OT)

Date	Opponent	W/L	Atl.	Opp.	Record
10/9	CAPITAL	W	128	114	1-0
10/11	LOS ANGELES	W	129	102	2-0
10/12	at Detroit	L	105	122	2-1
10/13	KC/OMAHA	L	102	117	2-2
10/20	at Phoenix	L	108	118	2-3
10/21	at Los Angeles	W	119	100	3-3
10/24	at Seattle	W	131	106	4-3
10/26	at Portland	L	110	127	4-4
10/27	at Golden State	W	125	116	5-4
10/30	PHOENIX	W	122	101	6-4
11/2	at Houston	W	125	123	7-4
11/3	BOSTON	L	109	122	7-5
11/4	at Cleveland	W	115	110	8-5
11/8	DETROIT	L	115	129	8-6
11/10	PHILADELPHIA	W	120	97	9-6
11/13	at Buffalo	L	114	121	9-7
11/15	PORTLAND	W	123	114	10-7
11/17	CAPITAL	L	109	115	10-8
11/22	GOLDEN STATE	L	99	101	10-9
11/23	at Capital	L	86	101	10-10
11/24	MILWAUKEE	L	92	112	10-11
11/27	at KC/Omaha	W	129	110	11-11
11/28	BUFFALO	W	130	106	12-11
12/1	SEATTLE	W	120	110	13-11
12/5	at KC/Omaha	L	105	117	13-12
12/7	at Boston	L	112	116	13-13
12/8	at New York	L	100	117	13-14
12/11	(#) BUFFALO	L	127	132	13-15
12/15	at Milwaukee	L	82	116	13-16
12/18	at Capital	W	98	91	14-16
12/19	NEW YORK	W	107	105	15-16
12/21	at Houston	W	124	110	16-16
12/22	CLEVELAND	L	98	108	16-17
12/26	PHILADELPHIA	W	145	118	17-17
12/28	at Chicago	L	94	118	17-18
12/29	HOUSTON	W	114	110	18-18
12/30	at Cleveland	W	99	94	19-18
1/1	at New York	L	89	99	19-19
1/2	PHOENIX	L	113	116	19-20
1/5	CLEVELAND	W	99	86	20-20

## ATLANTA

Most points: 145 vs. Philadelphia (12/26)  
Least points: 76 vs. KC/Omaha (2/22)(1) Toronto, ON (2) at Hershey, PA  
(3) at Madison, WI (4) at Providence, RI

Date	Opponent	W/L	Atl.	Opp.	Record
1/6	(1) at Buffalo	L	109	118	20-21
1/8	at Buffalo	L	96	100	20-22
1/10	CHICAGO	L	104	116	20-23
1/11	(2) at Philadelphia	L	100	121	20-24
1/13	BOSTON	W	128	105	21-24
ALL-STAR BREAK					
1/17	PORTLAND	W	126	99	22-24
1/18	at Boston	L	94	98	22-25
1/19	SEATTLE	W	127	109	23-25
1/22	at Chicago	L	89	102	23-26
1/23	HOUSTON	L	104	115	23-27
1/26	BUFFALO	W	132	122	24-27
1/27	NEW YORK	L	89	111	24-28
1/29	at Cleveland	L	111	118	24-29
1/30	GOLDEN STATE	L	122	129	24-30
2/2	HOUSTON	W	117	107	25-30
2/3	at Houston	L	112	123	25-31
2/5	CAPITAL	W	121	103	26-31
2/6	LOS ANGELES	W	107	103	27-31
2/8	at Philadelphia	W	99	90	28-31
2/9	CLEVELAND	L	84	104	28-32
2/11	PHILADELPHIA	L	95	116	28-33
2/14	at Golden State	L	105	121	28-34
2/16	(#) at Phoenix	L	123	124	28-35
2/17	at Los Angeles	W	113	110	29-35
2/20	(3) at Milwaukee	L	94	110	29-36
2/23	at New York	L	90	98	29-37
2/24	(4) at Boston	L	96	111	29-38
2/27	KC/Omaha	L	76	85	29-39
3/1	MILWAUKEE	L	89	105	29-40
3/2	HOUSTON	W	129	122	30-40
3/5	at Capital	L	89	103	30-41
3/6	NEW YORK	L	94	96	30-42
3/9	CHICAGO	W	106	99	31-42
3/10	DETROIT	L	111	116	31-43
3/12	at Cleveland	L	84	95	31-44
3/15	at Seattle	W	126	107	32-44
3/16	at Portland	L	127	128	32-45
3/20	BOSTON	W	99	89	33-45
3/22	at Philadelphia	W	107	106	34-45
3/23	(#) CAPITAL	W	119	108	35-45
3/24	at Capital	L	92	120	35-46
3/26	at Detroit	L	108	109	35-47

## YEARLY RESULTS: 1974 - 75

31-51 OVERALL (22-19 at home, 9-31 on the road, 0-1 at neutral site)

## SEASON STATS

	G	Min	FGM	FGA	Pct	FTM	FTA	Pct	Reb	Asst	PF	Stl	Blk	Pts	Avg
Hudson	11	380	97	225	.431	48	57	.842	47	40	33	13	2	242	22.0
Drew	78	2289	527	1230	.428	388	544	.713	836	138	274	119	39	1442	18.5
Van Arsdale	73	2570	544	1269	.429	294	383	.768	249	207	231	78	3	1382	18.9
Gilliam	60	1393	314	736	.427	94	113	.832	204	170	124	77	13	722	12.0
Sojourner	73	2129	378	775	.488	95	146	.651	642	93	217	35	57	851	11.7
Henderson	79	2131	367	893	.411	168	241	.697	212	314	149	105	7	902	11.4
Brown	73	1986	315	684	.461	185	250	.740	434	133	228	54	15	815	11.2
Jones	75	2086	323	752	.430	132	183	.721	697	152	226	51	51	778	10.4
Meminger	80	2177	233	500	.466	168	263	.639	214	397	160	118	11	634	7.9
Washington	38	905	114	259	.440	41	55	.745	196	68	86	23	13	269	7.1
Lee	9	177	12	36	.333	32	39	.821	70	8	25	1	4	56	6.2
Kauffman	73	797	113	261	.433	59	84	.702	182	81	103	19	4	285	3.9
Wetzel	63	785	87	204	.426	68	77	.883	114	77	108	51	8	242	3.8

## RESULTS

(#, overtime; #2, double OT; #3, three OT; #4, four OT)

Date	Opponent	W/L	At.	Opp.	Record
10/18	at Chicago	L	115	120	0-1
10/19	HOUSTON	W	118	112	1-1
10/22	PHILADELPHIA	W	125	92	2-1
10/24	CLEVELAND	L	97	116	2-2
10/25	at Boston	L	109	116	2-3
10/30	at Detroit	W	104	96	3-3
10/31	at New York	L	90	93	3-4
11/2	BOSTON	L	125	126	3-5
11/7	PHOENIX	W	109	108	4-5
11/9	PORTLAND	L	115	119	4-6
11/10	at Milwaukee	W	99	94	5-6
11/12	at Golden State	L	111	128	5-7
11/14	at Portland	L	92	104	5-8
11/16	NEW ORLEANS	W	130	104	6-8
11/19	SEATTLE	W	122	113	7-8
11/21	NEW YORK	L	95	101	7-9
11/22	(1) at New Orleans	L	86	90	7-10
11/23	KC/OMAHA	L	100	103	7-11
11/26	WASHINGTON	W	119	102	8-11
11/27	at Washington	L	104	114	8-12
11/29	at Houston	W	96	91	9-12
12/3	at Phoenix	W	90	85	10-12
12/6	at Los Angeles	L	84	100	10-13
12/8	at Seattle	W	102	95	11-13
12/10	at Portland	W	107	103	12-13
12/12	GOLDEN STATE	L	109	129	12-14
12/14	(#) BOSTON	L	90	92	12-15
12/17	WASHINGTON	W	96	85	13-15
12/19	CHICAGO	L	80	88	13-16
12/20	at Buffalo	W	113	102	14-16
12/21	HOUSTON	L	96	101	14-17
12/23	at Philadelphia	L	88	100	14-18
12/25	at Washington	L	92	110	14-19
12/26	at Houston	L	86	114	14-20
12/28	LOS ANGELES	W	106	89	15-20
12/29	at Cleveland	L	103	110	15-21
1/1	at KC/Omaha	W	102	97	16-21
1/2	at Milwaukee	L	111	116	16-22
1/4	BUFFALO	L	108	121	16-23
1/7	(#) CLEVELAND	W	113	112	17-23

## ATLANTA

Most points: 130 vs. New Orleans (11/16)  
Least points: 80 vs. Chicago (12/19)

(1) at Baton Rouge, LA

Date	Opponent	W/L	At.	Opp.	Record
1/8	at Boston	L	96	104	17-24
1/10	at Chicago	L	113	116	17-25
1/11	DETROIT	L	113	118	17-26
ALL-STAR BREAK					
1/16	WASHINGTON	W	108	85	18-26
1/18	BUFFALO	L	115	129	18-27
1/19	SEATTLE	W	117	109	19-27
1/21	NEW ORLEANS	W	135	103	20-27
1/23	HOUSTON	L	95	96	20-28
1/24	at Detroit	L	103	113	20-29
1/25	MILWAUKEE	W	117	101	21-29
1/28	at New York	L	111	115	21-30
1/30	NEW YORK	L	115	117	21-31
1/31	at Buffalo	L	101	111	21-32
2/1	at Cleveland	L	109	112	21-33
2/4	CLEVELAND	W	111	97	22-33
2/6	DETROIT	W	111	98	23-33
2/7	at Houston	L	97	105	23-34
2/8	NEW ORLEANS	L	102	106	23-35
2/10	at New Orleans	L	89	96	23-36
2/14	at Los Angeles	L	100	108	23-37
2/15	at Phoenix	W	111	107	24-37
2/20	at Golden State	L	102	108	24-38
2/21	at Seattle	L	108	110	24-39
2/23	(#) at Cleveland	L	105	111	24-40
2/27	CHICAGO	L	91	111	24-41
3/1	KC/OMAHA	W	108	95	25-41
3/4	LOS ANGELES	W	109	97	26-41
3/5	at Washington	L	112	118	26-42
3/6	GOLDEN STATE	W	110	106	27-42
3/8	NEW ORLEANS	W	113	101	28-42
3/11	WASHINGTON	L	87	99	28-43
3/13	MILWAUKEE	L	104	120	28-44
3/15	at New Orleans	L	123	140	28-45
3/16	PHOENIX	W	117	114	29-45
3/18	at KC/Omaha	L	101	105	29-46
3/21	at Philadelphia	L	103	114	29-47
3/22	PHILADELPHIA	W	104	100	30-47
3/25	PORTLAND	L	89	105	30-48
3/29	CLEVELAND	W	103	97	31-48
3/30	at New Orleans	L	105	108	31-49
4/1	at Houston	L	104	113	31-50
4/5	at Washington	L	115	123	31-51

## OPPONENT

Most points: 140 (New Orleans, 3/15)  
Least points: 85 (three times)

## YEARLY RESULTS: 1975 - 76

29-53 OVERALL (20-21 at home, 9-32 on the road)

## SEASON STATS

	G	Min	FGM	FGA	Pct	FTM	FTA	Pct	Reb	Asst	PF	Stl	Blk	Pts	Avg
Drew	77	2351	586	1168	.502	488	656	.744	660	150	261	138	30	1660	21.6
Hudson	81	2558	569	1205	.472	237	291	.814	300	214	241	124	17	1375	17.0
Henderson	81	2900	469	1136	.413	216	305	.708	265	374	195	137	10	1154	14.2
Van Arsdale	75	2026	346	785	.441	126	166	.759	186	146	202	57	7	818	10.9
Jones	66	1762	251	542	.463	163	219	.744	524	83	214	52	61	665	10.1
Sojourner	67	1602	248	524	.473	80	119	.672	449	58	174	38	40	576	8.6
Hawkins	74	1907	237	530	.447	136	191	.712	445	212	172	80	46	610	8.2
Brown	75	1758	215	486	.442	162	209	.775	403	126	235	45	16	592	7.9
Meminger	68	1418	155	379	.409	100	152	.658	151	222	116	54	8	410	6.0
Holland	33	351	85	213	.399	22	34	.647	41	26	48	20	2	192	5.8
Willoughby	62	870	113	284	.398	66	100	.660	288	31	87	37	29	292	4.7
DuVal	13	130	15	43	.349	6	9	.667	8	20	15	6	2	36	2.8
Creighton	32	172	12	43	.279	7	16	.438	45	4	23	2	9	31	1.0

## RESULTS

(#, overtime; #2, double OT; #3, three OT; #4, four OT)

Date	Opponent	W/L	At.	Opp.	Record
10/23	NEW ORLEANS	W	109	91	1-0
10/25	DETROIT	L	102	108	1-1
11/2	(#) at Los Angeles	L	113	116	1-2
11/4	at Portland	W	98	97	2-2
11/6	CLEVELAND	L	108	113	2-3
11/8	SEATTLE	W	107	94	3-3
11/11	Bos. at Hartford	W	100	91	4-3
11/12	at Detroit	W	109	106	5-3
11/14	WASHINGTON	W	97	88	6-3
11/15	at New York	L	86	92	6-4
11/16	NEW YORK	W	97	96	7-4
11/19	(#) at Golden State	W	104	98	8-4
11/20	at Washington	L	96	105	8-5
11/22	NEW ORLEANS	L	85	89	8-6
11/23	PHILADELPHIA	W	115	111	9-6
11/26	at New Orleans	W	113	108	10-6
11/28	at Boston	L	107	114	10-7
12/4	PORTLAND	W	94	87	11-7
12/6	BOSTON	L	104	111	11-8
12/10	at Kansas City	L	94	100	11-9
12/11	BUFFALO	W	122	99	12-9
12/13	KANSAS CITY	W	115	101	13-9
12/16	at New York	L	96	97	13-10
12/18	LOS ANGELES	W	114	98	14-10
12/19	at Houston	L	107	113	14-11
12/20	HOUSTON	W	123	108	15-11
12/21	(#) CHICAGO	L	90	97	15-12
12/25	at Washington	L	94	99	15-13
12/26	at Cleveland	W	98	97	16-13
12/27	MILWAUKEE	W	87	82	17-13
1/1	at New Orleans	L	95	111	17-14
1/3	PHOENIX	L	89	100	17-15
1/6	at Milwaukee	W	91	87	18-15
1/8	HOUSTON	L	106	115	18-16
1/10	CLEVELAND	L	100	106	18-17
1/11	PORTLAND	L	109	116	18-18
1/14	SEATTLE	L	110	112	18-19
1/15	at Cleveland	W	98	91	19-19
1/17	GOLDEN STATE	W	97	91	20-19
1/20	at Chicago	W	100	86	21-19

Date	Opponent	W/L	At.	Opp.	Record
1/21	BUFFALO	L	94	102	21-20
1/23	at Buffalo	L	104	119	21-21
1/24	at Philadelphia	L	116	130	21-22
1/25	PHILADELPHIA	L	109	112	21-23
1/27	at New York	W	114	113	22-23
1/28	at Boston	L	99	110	22-24
1/29	NEW YORK	W	112	109	23-24
1/31	NEW ORLEANS	L	95	108	23-25
2/1	CHICAGO	W	84	80	24-25
ALL-STAR BREAK					
2/5	DETROIT	L	108	111	24-26
2/7	WASHINGTON	L	90	103	24-27
2/8	LOS ANGELES	L	89	97	24-28
2/10	KANSAS CITY	W	111	89	25-28
2/12	at Golden State	L	104	113	25-29
2/13	at Seattle	L	102	119	25-30
2/15	BUFFALO	W	112	104	26-30
2/17	at Cleveland	L	92	112	26-31
2/21	at Washington	L	95	103	26-32
2/22	at New Orleans	L	94	102	26-33
2/26	at Phoenix	L	97	115	26-34
2/29	at Portland	L	98	102	26-35
3/4	BOSTON	W	103	98	27-35
3/6	at Houston	L	97	101	27-36
3/7	HOUSTON	W	123	106	28-36
3/11	PHOENIX	L	99	104	28-37
3/12	at Philadelphia	L	107	109	28-38
3/14	(#) at Kansas City	L	113	114	28-39
3/17	at Houston	L	112	124	28-40
3/19	at Chicago	L	101	108	28-41
3/20	CLEVELAND	L	99	107	28-42
3/23	at Golden State	L	100	118	28-43
3/25	at Phoenix	L	98	107	28-44
3/26	at Los Angeles	L	85	107	28-45
3/28	at Seattle	L	112	127	28-46
3/30	(#) at Milwaukee	L	126	130	28-47
4/2	at Buffalo	L	93	101	28-48
4/3	MILWAUKEE	L	106	115	28-49
4/4	at Cleveland	L	92	120	28-50
4/5	WASHINGTON	L	105	133	28-51
4/9	at Detroit	L	108	111	28-52
4/10	PHILADELPHIA	W	123	109	29-52
4/11	HOUSTON	L	111	122	29-53

## YEARLY RESULTS: 1976 - 77

31-51 OVERALL (19-22 at home, 12-29 on the road)

## SEASON STATS

	G	Min	FGM	FGA	Pct	FTM	FTA	Pct	Reb	Asst	PF	Stl	Blk	Pts	Avg
Drew	74	2688	689	1416	.487	412	577	.714	675	133	275	102	29	1790	24.2
Robinson	36	1449	310	648	.478	186	241	.772	462	97	130	38	20	806	22.4
Hudson	58	1745	413	905	.456	142	169	.840	129	155	160	67	19	968	16.7
Henderson	46	1568	196	453	.433	126	168	.750	124	386	74	79	8	518	11.3
Charles	82	2487	354	855	.414	205	256	.801	168	295	240	141	45	913	11.1
Meriweather	74	2068	319	607	.526	182	255	.714	596	82	324	41	82	820	11.1
Terry	12	241	47	87	.540	18	21	.857	18	25	21	9	1	112	9.3
Hawes	44	945	147	305	.480	67	88	.761	261	63	141	36	24	361	8.2
Barker	59	1354	182	436	.417	112	164	.683	401	60	223	33	41	476	8.1
Hill	81	1825	175	439	.399	139	174	.799	143	403	245	85	6	489	6.0
Brown	77	1405	160	350	.457	121	150	.807	236	103	217	46	7	441	5.7
Denton	45	700	103	256	.402	33	47	.702	218	33	100	14	16	239	5.3
Willoughby	39	549	75	169	.444	43	63	.683	170	13	64	19	23	193	4.9
Sojourner	51	551	95	203	.468	41	57	.719	146	21	66	15	9	231	4.5
Davis	7	67	8	35	.229	4	13	.308	7	2	9	7	0	20	2.9
Dickerson	6	63	6	12	.500	5	8	.625	2	11	13	1	0	17	2.8

## RESULTS

Date	Opponent	W/L	Atl.	Opp.	Record
10/21	HOUSTON	L	104	120	0-1
10/24	MILWAUKEE	W	115	91	1-1
10/26	SAN ANTONIO	W	122	114	2-1
10/29	at Los Angeles	L	101	118	2-2
10/30	at Golden State	L	106	114	2-3
10/31	at Seattle	L	112	126	2-4
11/2	at Portland	L	116	129	2-5
11/4	CHICAGO	W	97	87	3-5
11/6	DETROIT	L	105	110	3-6
11/7	CLEVELAND	W	107	97	4-6
11/11	PORTLAND	W	107	105	5-6
11/13	NEW ORLEANS	L	86	115	5-7
11/16	at NY Knicks	L	97	100	5-8
11/17	at Boston	L	91	104	5-9
11/20	PHILADELPHIA	L	106	123	5-10
11/21	KANSAS CITY	L	83	106	5-11
11/24	at Indiana	L	93	115	5-12
11/26	at NY Nets	W	109	105	6-12
11/27	BUFFALO	W	101	94	7-12
11/28	GOLDEN STATE	L	98	132	7-13
12/2	WASHINGTON	L	90	102	7-14
12/3	at New Orleans	L	105	121	7-15
12/4	NY NETS	L	105	107	7-16
12/8	at San Antonio	W	117	108	8-16
12/9	at Kansas City	W	102	100	9-16
12/11	at Cleveland	W	95	94	10-16
12/12	PHOENIX	L	91	106	10-17
12/14	LOS ANGELES	W	106	104	11-17
12/16	at Houston	L	107	118	11-18
12/17	at New Orleans	W	113	109	12-18
12/18	BOSTON	L	110	117	12-19
12/19	at Milwaukee	L	109	126	12-20
12/22	at Detroit	L	94	107	12-21
12/23	at Chicago	L	95	101	12-22
12/26	NY KNICKS	L	98	103	12-23
12/28	SEATTLE	L	119	120	12-24
12/29	at Washington	L	92	96	12-25

ATLANTA  
Most points: 125 vs. Portland (1/16)  
Least points: 83 vs. Kansas City (11/21)

(#, overtime; #2, double OT; #3, three OT; #4, four OT)

Date	Opponent	W/L	Atl.	Opp.	Record
1/12	at Buffalo	W	124	118	14-28
1/14	at NY Nets	W	120	101	15-28
1/15	KANSAS CITY	L	90	115	15-29
1/16	PORTLAND	W	125	120	16-29
1/19	at Philadelphia	L	94	114	16-30
1/21	MILWAUKEE	W	121	101	17-30
1/23	GOLDEN STATE	L	97	104	17-31
1/28	at Houston	L	104	118	17-32
1/29	HOUSTON	W	101	97	18-32
2/1	DETROIT	L	92	95	18-33
2/3	BUFFALO	W	100	98	19-33
2/5	CHICAGO	W	99	96	20-33
2/8	at Phoenix	L	104	117	20-34
2/9	at Seattle	W	99	98	21-34
2/11	at Portland	W	121	108	22-34
2/15	ALL-STAR BREAK				
2/15	at Golden State	L	111	117	22-35
2/18	at Los Angeles	W	111	101	23-35
2/20	at Denver	L	95	111	23-36
2/24	(#) NY KNICKS	W	101	98	24-36
2/25	at Chicago	L	87	96	24-37
2/26	SAN ANTONIO	W	119	111	25-37
3/1	LOS ANGELES	L	90	92	25-38
3/4	WASHINGTON	W	100	99	26-38
3/6	at Detroit	L	105	115	26-39
3/8	PHILADELPHIA	W	99	98	27-39
3/11	DENVER	W	100	95	28-39
3/13	CLEVELAND	L	113	115	28-40
3/16	at Philadelphia	L	100	109	28-41
3/18	at Boston	L	96	98	28-42
3/19	at NY Knicks	L	101	107	28-43
3/22	at Buffalo	W	86	84	29-43
3/23	BOSTON	L	96	103	29-44
3/25	at Indiana	L	95	103	29-45
3/26	at Cleveland	L	94	99	29-46
3/30	at Washington	L	103	110	29-47
3/31	NY NETS	W	95	81	30-47
4/2	INDIANA	L	99	106	30-48
4/3	at San Antonio	W	111	103	31-48
4/5	at Phoenix	L	102	108	31-49
4/6	at Denver	L	95	110	31-50
4/8	at Milwaukee	L	107	118	31-51

OPPONENT  
Most points: 132 (Golden State, 11/28)  
Least points: 81 (N.Y. Nets, 3/31)

## YEARLY RESULTS: 1977 - 78

41-41 OVERALL (27-9 at home, 12-29 on the road, 2-3 at neutral site)

## SEASON STATS

	G	Min	FGM	FGA	Pct	FTM	FTA	Pct	Reb	Asst	PF	Stl	Blk	Pts	Avg
Drew	70	2203	593	1236	.480	437	575	.760	511	141	247	119	27	1623	23.2
Hawes	75	2325	387	854	.453	175	214	.818	690	190	230	78	57	949	12.7
Criss	77	1935	319	751	.425	236	296	.797	121	294	143	108	5	874	11.4
Behagen	26	751	117	249	.470	51	70	.729	173	34	97	30	12	285	11.0
E. Johnson	79	1875	332	686	.484	164	201	.816	153	235	232	100	4	828	10.5
McMillen	68	1683	280	568	.493	116	145	.800	416	84	233	33	16	676	9.9
Hill	82	2530	304	732	.415	189	223	.848	231	427	302	151	15	797	9.7
Charles	21	520	73	184	.397	42	50	.840	24	82	53	25	5	188	9.0
O. Johnson	82	1704	292	619	.472	111	130	.854	260	120	180	80	36	695	8.5
Rollins	80	1795	253	520	.487	104	148	.703	552	79	326	57	218	610	7.6
Brown	75	1594	192	405	.474	165	200	.825	303	105	280	55	8	549	7.3
Robertson	63	929	168	381	.441	37	53	.698	70	103	133	74	5	373	5.9
Terry	27	166	25	68	.368	9	11	.818	15	7	14	6	0	59	2.2

## RESULTS

(#, overtime; #2, double OT; #3, three OT; #4, four OT)

(1) at Hartford, CT (2) at Charlotte, NC (3) at Louisville, KY (4) at Baton Rouge, LA

Date	Opponent	W/L	Atl.	Opp.	Record
10/22	CLEVELAND	W	107	101	1-0
10/25	(1) at Boston	L	103	110	1-1
10/26	(#) at New Jersey	W	113	110	2-1
10/28	LOS ANGELES	W	102	95	3-1
11/1	SEATTLE	W	102	99	4-1
11/2	at Detroit	W	102	89	5-1
11/4	at Kansas City	W	111	110	6-1
11/5	GOLDEN STATE	W	100	94	7-1
11/10	at Houston	W	132	101	8-1
11/11	PORTLAND	L	92	132	8-2
11/12	at San Antonio	L	99	116	8-3
11/15	PHILADELPHIA	L	93	114	8-4
11/16	at Boston	L	105	131	8-5
11/19	NEW JERSEY	W	129	114	9-5
11/23	DENVER	W	105	104	10-5
11/25	MILWAUKEE	L	115	117	10-6
11/29	BOSTON	W	108	101	11-6
11/30	at Buffalo	L	93	105	11-7
12/3	at Golden State	L	101	118	11-8
12/4	at Phoenix	W	96	89	12-8
12/5	at Seattle	L	88	99	12-9
12/7	at Denver	L	116	123	12-10
12/9	NEW YORK	L	84	103	12-11
12/10	at Cleveland	L	87	102	12-12
12/13	at New York	L	106	107	12-13
12/14	at Philadelphia	W	108	99	13-13
12/16	SAN ANTONIO	W	115	99	14-13
12/18	(#2) PHOENIX	W	134	129	15-13
12/20	at Chicago	L	86	94	15-14
12/21	at Indiana	L	98	109	15-15
12/23	at Milwaukee	W	109	93	16-15
12/25	at Washington	L	93	100	16-16
12/26	WASHINGTON	L	106	113	16-17
12/28	INDIANA	W	99	92	17-17
12/30	(2) DENVER	L	104	106	17-18
1/3	DETROIT	L	103	106	17-19
1/4	at Detroit	L	97	111	17-20
1/6	at New Orleans	L	94	96	17-21
1/7	HOUSTON	W	106	83	18-21
1/11	(2) WASHINGTON	W	100	95	19-21
1/13	SAN ANTONIO	L	92	98	19-22

ATLANTA  
Most points: 134 vs. Phoenix (12/18)  
Least points: 84 vs. New York (12/9)

Date	Opponent	W/L	Atl.	Opp.	Record
1/14	at Kansas City	L	101	110	19-23
1/17	KANSAS CITY	W	111	90	20-23
1/18	(2) NEW ORLEANS	L	106	108	20-24
1/19	(3) at Chicago	L	95	105	20-25
1/21	INDIANA	W	111	100	21-25
1/22	at Cleveland	L	89	93	21-26
1/27	NEW YORK	W	105	96	22-26
1/29	BUFFALO	W	107	102	23-26
1/31	(#) at Chicago	L	103	106	23-27
2/2	at Indiana	W	107	105	24-27
	ALL-STAR BREAK				
2/8	at Denver	L	109	114	24-28
2/9	at Phoenix	L	98	125	24-29
2/12	at Los Angeles	W	116	103	25-29
2/15	at Portland	L	99	102	25-30
2/17	(4) at New Orleans	W	111	102	26-30
2/18	at Houston	L	112	121	26-31
2/22	(2) PHOENIX	W	107	95	27-31
2/23	at San Antonio	L	105	118	27-32
2/24	GOLDEN STATE	L	96	97	27-33
2/26	BUFFALO	W	119	117	28-33
2/28	BOSTON	W	117	85	29-33
3/1	at New Jersey	L	95	97	29-34
3/3	HOUSTON	W	133	110	30-34
3/5	SEATTLE	W	101	94	31-34
3/7	DETROIT	W	123	109	32-34
3/8	at Philadelphia	L	97	108	32-35
3/10	PORTLAND	W	114	105	33-35
3/12	MILWAUKEE	W	98	93	34-35
3/16	at Golden State	L	98	104	34-36
3/18	at Portland	L	86	105	34-37
3/19	at Los Angeles	L	87	101	34-38
3/21	at Milwaukee	L	86	100	34-39
3/24	(#) NEW ORLEANS	W	96	94	35-39
3/25	at Washington	L	95	98	35-40
3/28	LOS ANGELES	W	105	104	36-40
3/31	(#) PHILADELPHIA	W	111	110	37-40
4/2	NEW JERSEY	W	124	113	38-40
4/4	at New York	W	105	101	39-40
4/5	at Buffalo	W	87	74	40-40
4/7	CLEVELAND	L	109	111	40-41
4/9	CHICAGO	W	99	85	41-41

## YEARLY RESULTS: 1978 - 79

46-36 OVERALL (34-7 at home, 12-29 on the road)

## SEASON STATS

	G	Min	FGM	FGA	Pct	FTM	FTA	Pct	Reb	Asst	PF	Stl	Blk	Pts	Avg
Drew	79	2410	650	1375	.473	495	677	.731	522	119	332	128	16	1795	22.7
Johnson	78	2413	501	982	.510	243	292	.832	170	360	241	121	11	1245	16.0
Roundfield	80	2539	462	916	.504	300	420	.714	865	131	358	87	176	1224	15.3
Hawes	81	2205	372	756	.492	108	132	.818	591	184	264	79	47	852	10.5
Hill	82	2527	296	682	.434	246	288	.854	164	480	292	102	16	838	10.2
Furlow	29	576	113	235	.481	60	70	.857	71	81	42	18	13	286	9.9
Rollins	81	1900	297	555	.535	89	141	.631	588	49	238	46	254	683	8.4
Givens	74	1347	234	564	.415	102	135	.756	214	83	121	72	17	570	7.7
Lee	49	997	144	313	.460	88	117	.752	59	169	88	56	1	376	7.7
McMillen	82	1392	232	498	.466	106	119	.891	332	69	211	15	32	570	7.0
Criss	54	879	109	289	.377	67	86	.779	60	138	70	41	3	285	5.3
Wilson	61	589	81	197	.411	24	44	.545	76	72	66	30	8	186	3.0
Herron	14	81	14	48	.292	12	13	.923	10	3	11	6	2	40	2.9

## RESULTS

Date	Opponent	W/L	At.	Opp.	Record
10/13	at Indiana	L	104	117	0-1
10/14	DETROIT	W	122	114	1-1
10/18	BOSTON	L	99	116	1-2
10/21	DENVER	W	130	125	2-2
10/24	at New York	L	109	113	2-3
10/25	at Philadelphia	L	117	118	2-4
10/28	CHICAGO	W	116	92	3-4
10/31	at Washington	W	110	108	4-4
11/2	GOLDEN STATE	L	106	113	4-5
11/40	(#) NEW JERSEY	L	117	118	4-6
11/91	SAN DIEGO	W	125	101	5-6
11/10	at Boston	W	115	103	6-6
11/11	MILWAUKEE	W	105	92	7-6
11/16	at Kansas City	L	100	109	7-7
11/18	PHILADELPHIA	W	124	116	8-7
11/21	at San Diego	W	113	107	9-7
11/22	at Denver	W	113	111	10-7
11/24	at Detroit	L	117	119	10-8
11/25	LOS ANGELES	W	109	103	11-8
11/28	at Cleveland	L	98	112	11-9
11/30	(#) NEW YORK	W	102	96	12-9
12/2	NEW ORLEANS	W	128	94	13-9
12/6	at Phoenix	L	109	136	13-10
12/8	at Seattle	L	106	107	13-11
12/9	at Golden State	L	84	94	13-12
12/10	at Los Angeles	L	86	88	13-13
12/13	INDIANA	W	117	101	14-13
12/15	at New Jersey	W	121	112	15-13
12/17	at New York	L	105	111	15-14
12/19	at Chicago	L	95	101	15-15
12/20	NEW YORK	W	121	112	16-15
12/22	at Boston	L	105	124	16-16
12/23	CLEVELAND	W	109	91	17-16
12/26	at San Antonio	L	111	124	17-17
12/27	SAN ANTONIO	W	115	107	18-17
12/29	at Philadelphia	L	107	113	18-18
12/30	DENVER	W	113	87	19-18
1/3	LOS ANGELES	L	96	99	19-19
1/5	at Houston	W	109	106	20-19
1/6	WASHINGTON	L	102	106	20-20
1/7	at Indiana	L	97	112	20-21

ATLANTA  
Most points: 130 (two times)  
Least points: 82 at Portland (3/13)

(#, overtime; #2, double OT; #3, three OT; #4, four OT)

Date	Opponent	W/L	At.	Opp.	Record
1/10	at Milwaukee	W	117	113	21-21
1/12	at Chicago	W	100	93	22-21
1/13	SAN DIEGO	W	124	119	23-21
1/14	HOUSTON	W	115	105	24-21
1/17	PORTLAND	W	111	110	25-21
1/20	NEW ORLEANS	W	118	94	26-21
1/21	at New Orleans	L	87	108	26-22
1/23	INDIANA	L	107	110	26-23
1/25	SEATTLE	L	98	100	26-24
1/27	SAN ANTONIO	W	120	113	27-24
1/30	at Washington	L	105	109	27-25
1/31	KANSAS CITY	W	130	118	28-25
ALL-STAR BREAK					
2/6	BOSTON	W	104	101	29-25
2/7	at Kansas City	L	108	124	29-26
2/9	at Phoenix	W	105	102	30-26
2/11	at Portland	L	87	91	30-27
2/14	at Seattle	L	104	116	30-28
2/18	at San Diego	L	101	116	30-29
2/20	at Cleveland	W	119	109	31-29
2/21	PORTLAND	W	106	83	32-29
2/24	PHOENIX	W	110	85	33-29
2/27	HOUSTON	W	125	111	34-29
3/1	GOLDEN STATE	W	104	86	35-29
3/3	CHICAGO	W	119	101	36-29
3/6	PHILADELPHIA	W	94	91	37-29
3/7	(#) KANSAS CITY	W	122	120	38-29
3/11	(#) SEATTLE	W	113	111	39-29
3/13	at Portland	L	82	103	39-30
3/14	at Golden State	L	98	113	39-31
3/16	at Los Angeles	L	110	111	39-32
3/17	at Denver	L	111	118	39-33
3/20	CLEVELAND	W	115	109	40-33
3/21	DETROIT	W	111	104	41-33
3/23	at San Antonio	W	115	108	42-33
3/24	at Houston	L	116	120	42-34
3/30	at New Jersey	L	106	117	42-35
3/31	at New Orleans	L	107	109	42-36
4/1	NEW JERSEY	W	109	98	43-36
4/4	MILWAUKEE	W	118	109	44-36
4/6	at Detroit	W	112	96	45-36
4/7	WASHINGTON	W	103	102	46-36

OPPONENT  
Most points: 136 (Phoenix, 12/6)  
Least points: 83 (Portland, 2/21)

## YEARLY RESULTS: 1979 - 80

50-32 OVERALL (32-9 at home, 18-23 on the road)

## SEASON STATS

	G	Min	FGM	FGA	Pct	FTM	FTA	Pct	Reb	Asst	PF	Stl	Blk	Pts	Avg
Drew	80	2306	535	1182	.453	489	646	.757	471	101	313	91	23	1559	19.5
Johnson	79	2622	590	1212	.487	280	338	.828	200	370	216	120	24	1465	18.5
Roundfield	81	2588	502	1007	.499	330	465	.710	837	184	317	101	139	1334	16.5
Hawes	82	1885	304	605	.502	150	182	.824	496	144	205	74	29	761	9.3
Rollins	82	2123	287	514	.558	157	220	.714	774	76	322	54	244	731	8.9
McMillen	53	1071	191	382	.500	81	107	.757	220	62	126	36	14	463	8.7
Furlow	21	404	66	161	.410	44	51	.863	42	72	19	19	9	177	8.4
Criss	81	1794	249	578	.431	172	212	.811	116	246	133	74	4	671	8.3
Hill	79	2092	177	431	.411	124	146	.849	138	424	261	107	8	479	6.1
Givens	82	1254	182	473	.385	106	128	.828	242	59	132	51	19	470	5.7
McElroy	31	516	66	171	.386	37	53	.698	49	65	45	21	5	171	5.5
Brown	28	361	37	98	.378	34	44	.773	62	14	66	3	4	108	3.9
Pellom	44	373	44	108	.407	21	30	.700	92	18	70	12	12	109	2.5
Lee	30	364	29	91	.319	9	17	.529	33	67	65	15	4	67	2.2
Wilson	5	59	2	14	.143	4	6	.667	3	11	3	4	1	8	1.6

3-pt. field goals: Atlanta 13-75 (.173) - Drew 0-7 (.000), Johnson 5-13 (.385), Roundfield 0-4 (.000), Hawes 3-8 (.375), McElroy 2-7 (.286), McMillen 0-1 (.000), Furlow 1-9 (.111), Criss 1-17 (.059), Hill 1-4 (.250), Givens 0-2 (.000), Lee 0-3 (.000). Opponents 46-183 (.251).

## RESULTS

(#, overtime; #2, double OT; #3, three OT; #4, four OT)

Date	Opponent	W/L	At.	Opp.	Record
10/12	NEW YORK	W	121	104	1-0
10/13	at Indiana	L	101	115	1-1
10/16	SAN ANTONIO	L	116	118	1-2
10/17	at Washington	L	97	100	1-3
10/18	INDIANA	W	115	85	2-3
10/20	at Houston	L	102	107	2-4
10/23	at Cleveland	W	121	111	3-4
10/24	CLEVELAND	W	128	118	4-4
10/26	at New Jersey	W	94	90	5-4
10/27	BOSTON	L	95	100	5-5
10/31	PHILADELPHIA	W	102	97	6-5
11/2	at Philadelphia	W	85	81	7-5
11/3	NEW JERSEY	W	110	107	8-5
11/6	at New York	W	98	96	9-5
11/7	at Detroit	W	115	107	10-5
11/10	WASHINGTON	W	109	105	11-5
11/13	at New Jersey	L	82	101	11-6
11/14	UTAH	W	108	97	12-6
11/17	HOUSTON	L	100	102	12-7
11/20	DETROIT	W	109	105	13-7
11/21	at Milwaukee	L	93	96	13-8
11/23	at Chicago	L	98	103	13-9
11/24	BOSTON	L	101	106	13-10
11/27	at San Antonio	W	143	120	14-10
11/28	PORTLAND	W	106	99	15-10
11/30	at Houston	L	95	106	15-11
12/1	SAN DIEGO	W	106	96	16-11
12/2	at Cleveland	L	108	126	16-12
12/5	at Boston	W	120	92	17-12
12/8	at Washington	L	95	96	17-13
12/9	at New Jersey	W	122	85	18-13
12/12	NEW YORK	W	114	102	19-13
12/14	at Philadelphia	W	103	98	20-13
12/15	PHILADELPHIA	W	112	96	21-13
12/18	at New York	L	99	101	21-14
12/19	LOS ANGELES	W	119	112	22-14
12/22	at Detroit	W	122	103	23-14
12/26	at Indiana	L	110	130	23-15
12/27	HOUSTON	W	112	110	24-15
12/29	DETROIT	W	115	104	25-15
1/3	NEW JERSEY	L	119	126	25-16
1/5	KANSAS CITY	L	107	112	25-17

ATLANTA  
Most points: 143 at San Antonio (11/27)  
Least points: 80 at Washington (3/28)

(1) at Hartford, CT

Date	Opponent	W/L	At.	Opp.	Record
1/9	CLEVELAND	W	111	107	26-17
1/11	at Boston	L	93	108	26-18
1/12	SAN ANTONIO	W	120	101	27-18
1/13	at San Antonio	W	107	104	28-18
1/16	at San Diego	L	108	111	28-19
1/17	at Phoenix	L	99	101	28-20
1/18	at Los Angeles	L	102	108	28-21
1/22	at Kansas City	L	89	101	28-22
1/23	SEATTLE	L	96	98	28-23
1/26	CHICAGO	W	109	104	29-23
1/27	at San Antonio	W	118	111	3

## YEARLY RESULTS: 1980 - 81

31-51 OVERALL (20-21 at home, 11-30 on the road)

## SEASON STATS

	G	Min	FGM	FGA	Pct	FTM	FTA	Pct	Reb	Asst	PF	Stl	Blk	Pts	Avg
Drew	67	2075	500	1096	.456	454	577	.787	383	79	264	98	15	1454	21.7
Johnson	75	2693	573	1136	.504	279	356	.784	179	407	188	126	11	1431	19.1
Roundfield	63	2128	426	808	.527	256	355	.721	634	161	258	76	119	1108	17.6
D. Collins	47	1184	230	530	.434	137	162	.846	187	115	166	69	11	597	12.7
Matthews	34	1105	161	330	.488	103	123	.837	72	212	122	61	7	425	12.5
Hawes	74	2309	333	637	.523	222	278	.799	561	198	289	73	32	889	12.0
Criss	66	1708	220	485	.454	185	214	.864	100	283	87	61	3	626	9.5
McMillen	79	1564	253	519	.487	80	108	.741	295	72	165	23	25	587	7.4
Rollins	40	1044	116	210	.552	46	57	.807	286	35	151	29	117	278	7.0
Pellom	77	1472	186	380	.489	81	116	.698	356	48	228	50	92	453	5.9
Hill	24	624	39	116	.336	42	50	.840	51	118	60	26	3	120	5.0
Shelton	55	586	100	219	.457	35	58	.603	138	27	128	18	5	235	4.3
McElroy	54	680	78	202	.386	48	59	.814	48	84	62	20	9	205	3.8
Burleson	31	363	41	99	.414	20	41	.488	94	12	73	8	19	102	3.3
A. Collins	29	395	35	99	.354	24	36	.667	41	25	35	11	1	94	3.2

3-pt. field goals: Atlanta 10-82 (.122) - Drew 0-7 (.000), Johnson 6-20 (.300), Roundfield 0-1 (.000), Matthews 0-6 (.000), Hawes 1-4 (.250), Criss 1-21 (.048), McMillen 1-6 (.167), Rollins 0-1 (.000), Pellom 0-1 (.000), Shelton 0-1 (.000), McElroy 1-8 (.125), A. Collins 0-2 (.000), D. Collins 0-3 (.000), Hill 0-1 (.000). Opponents 32-152 (.211).

## RESULTS

Date	Opponent	W/L	At.	Opp.	Record
10/11	CHICAGO	W	101	93	1-0
10/14	BOSTON	W	122	116	2-0
10/17	NEW YORK	W	113	101	3-0
10/18	(#) at Detroit	W	125	123	4-0
10/21	INDIANA	L	116	121	4-1
10/24	at Indiana	L	97	104	4-2
10/25	PHILADELPHIA	L	100	113	4-3
10/28	KANSAS CITY	W	119	109	5-3
10/30	(#) at New York	L	115	116	5-4
10/31	at Philadelphia	L	96	107	5-5
11/1	MILWAUKEE	L	93	97	5-6
11/4	at Washington	L	98	122	5-7
11/5	at Boston	L	87	104	5-8
11/7	at Chicago	L	100	103	5-9
11/8	at New Jersey	L	111	115	5-10
11/11	LOS ANGELES	L	97	126	5-11
11/13	at Cleveland	L	111	114	5-12
11/15	WASHINGTON	L	88	100	5-13
11/18	SAN ANTONIO	W	97	93	6-13
11/22	UTAH	W	99	93	7-13
11/25	PORTLAND	W	112	108	8-13
11/26	at Indiana	L	89	110	8-14
11/28	(#) at Milwaukee	L	108	113	8-15
11/29	DETROIT	L	95	98	8-16
12/2	(#) PHILADELPHIA	W	112	108	9-16
12/3	at Boston	L	101	106	9-17
12/5	at Philadelphia	L	100	104	9-18
12/6	DALLAS	W	110	104	10-18
12/9	SAN DIEGO	W	114	87	11-18
12/10	at Detroit	W	100	92	12-18
12/13	MILWAUKEE	W	122	119	13-18
12/16	NEW JERSEY	W	131	114	14-18
12/18	at Utah	W	109	97	15-18
12/19	at Seattle	L	92	95	15-19
12/20	(#) at Portland	L	119	122	15-20
12/23	WASHINGTON	W	100	83	16-20
12/26	at New Jersey	W	108	95	17-20
12/27	BOSTON	L	107	112	17-21
12/30	DENVER	W	96	89	18-21
1/2	INDIANA	L	106	109	18-22
1/3	at New York	L	95	131	18-23

ATLANTA

Most points: 132 at Denver (1/13)  
Least points: 81 at Houston (2/7)

(#, overtime; #2, double OT; #3, three OT; #4, four OT)

Date	Opponent	W/L	At.	Opp.	Record
1/6	PHOENIX	L	106	113	18-24
1/8	at Milwaukee	L	95	98	18-25
1/9	(#) CLEVELAND	L	107	108	18-26
1/13	at Denver	L	132	135	18-27
1/14	at San Diego	L	85	106	18-28
1/16	at Golden State	W	111	110	19-28
1/18	at Phoenix	L	86	120	19-29
1/21	at Los Angeles	L	106	116	19-30
1/23	CLEVELAND	L	98	106	19-31
1/24	CHICAGO	L	102	104	19-32
1/27	WASHINGTON	L	104	105	19-33
1/29	NEW YORK	L	111	114	19-34
ALL-STAR BREAK					
2/3	PHILADELPHIA	L	93	97	19-35
2/6	at Dallas	W	100	98	20-35
2/7	at Houston	L	81	87	20-36
2/10	GOLDEN STATE	W	110	100	21-36
2/12	at San Antonio	L	109	110	21-37
2/13	at Kansas City	L	106	118	21-38
2/15	at Philadelphia	L	98	116	21-39
2/18	at Indiana	W	99	96	22-39
2/21	at Cleveland	W	118	105	23-39
2/22	at Chicago	W	121	116	24-39
2/24	(#) NEW YORK	L	117	120	24-40
2/27	BOSTON	L	102	130	24-41
3/1	SEATTLE	W	108	102	25-41
3/3	at New York	W	100	93	26-41
3/5	at Milwaukee	L	91	107	26-42
3/6	NEW JERSEY	W	109	106	27-42
3/7	HOUSTON	W	114	108	28-42
3/10	CHICAGO	L	116	118	28-43
3/11	at Detroit	L	97	100	28-44
3/13	DENVER	W	119	117	29-44
3/14	CLEVELAND	L	110	112	29-45
3/17	at Cleveland	L	107	122	29-46
3/18	at Boston	W	108	97	30-46
3/20	at New Jersey	L	96	108	30-47
3/22	at Washington	L	101	121	30-48
3/24	DETROIT	W	96	91	31-48
3/26	INDIANA	L	107	115	31-49
3/27	at Chicago	L	83	108	31-50
3/29	(#) MILWAUKEE	L	128	132	31-51

OPPONENT

Most points: 135 (Denver, 1/13)  
Least points: 83 (Washington, 12/23)

## YEARLY RESULTS: 1981 - 82

42-40 OVERALL (24-17 at home, 18-23 on the road)

## SEASON STATS

	G	Min	FGM	FGA	Pct	FTM	FTA	Pct	Reb	Asst	PF	Stl	Blk	Pts	Avg
Roundfield	61	2217	424	910	.466	285	375	.760	721	162	210	64	93	1134	18.6
Drew	70	2040	465	957	.486	364	491	.741	375	96	250	64	3	1298	18.5
Johnson	68	2314	455	1011	.450	294	385	.764	191	358	188	102	16	1211	17.8
Sparrow	82	2610	366	730	.501	124	148	.838	224	424	240	87	13	857	10.5
McMillen	73	1792	291	572	.509	140	170	.824	336	129	202	25	24	723	9.9
Hawes	49	1317	178	370	.481	96	126	.762	320	142	156	36	34	456	9.3
Criss	27	552	84	210	.400	65	73	.890	38	75	40	23	2	235	8.7
Glenn	49	833	158	291	.543	59	67	.881	61	87	80	26	3	376	7.7
Macklin	79	1516	210	484	.434	134	173	.775	263	47	225	40	20	554	7.0
Matthews	47	837	131	298	.440	60	79	.759	58	139	129	53	2	324	6.9
McElroy	20	349	52	125	.416	29	36	.806	17	39	44	8	3	134	6.7
Rollins	79	2018	202	346	.584	79	129	.612	611	59	285	35	224	483	6.1
Williams	23	189	42	110	.382	22	26	.846	12	19	18	6	0	110	4.8
Wood	19	238	36	105	.343	20	28	.714	44	11	34	9	1	92	4.8
Pellom	69	1037	114	251	.454	61	79	.772	229	28	164	29	47	289	4.2
Shelton	4	21	2	6	.333	1	2	.500	3	0	3	1	0	5	1.3

3-pt. field goals: Atlanta 28-126 (.219) - Roundfield 1-5 (.200), Drew 4-12 (.333), Johnson 7-30 (.233), Williams 4-20 (.200), Sparrow 1-15 (.067), McMillen 1-3 (.333), Hawes 4-10 (.400), Criss 2-8 (.250), Glenn 1-2 (.500), Macklin 0-3 (.000), Matthews 2-8 (.250), McElroy 1-5 (.200), Wood 0-6 (.000), Pellom 0-1 (.000). Opponents 46-186 (.247).

## RESULTS

(#, overtime; #2, double OT; #3, three OT; #4, four OT)

Date	Opponent	W/L	At.	Opp.	Record
10/31	PHILADELPHIA	L	106	108	0-1
11/3	at Chicago	L	96	104	0-2
11/4	at New Jersey	W	95	86	1-2
11/6	at Philadelphia	W	106	99	2-2
11/10	MILWAUKEE	W	94	83	3-2
11/12	WASHINGTON	L	87	95	3-3
11/14	DETROIT	L	104	117	3-4
11/18	PHOENIX	W	102	97	4-4
11/19	at New York	W	89	84	5-4
11/21	INDIANA	W	107	100	6-4
11/24	(#) CLEVELAND	W	94	92	7-4
11/27	(#) at Detroit	W	114	112	8-4
11/28	BOSTON	L	90	98	8-5
12/1	PHILADELPHIA	L	98	107	8-6
12/4	at Milwaukee	L	80	97	8-7
12/5	SEATTLE	L	85	92	8-8
12/8	NEW JERSEY	L	88	98	8-9
12/9	(#) at Cleveland	L	108	112	8-10
12/11	(1) at Boston	L	86	94	8-11
12/12	BOSTON	W	108	97	9-11
12/15	NEW YORK	W	111	98	10-11
12/17	at Denver	L	103	138	10-12
12/19	at Golden State	L	109	126	10-13
12/20	at Los Angeles	L	94	112	10-14
12/22	at Indiana	L	88	92	10-15
12/26	at San Antonio	W	105	97	11-15
12/29	at Houston	W	102	93	12-15
12/30	SAN DIEGO	L	91	94	12-16
1/2	NEW JERSEY	W	97	95	13-16
1/5	CLEVELAND	W	113	103	14-16
1/8	at Milwaukee	W	90	88	15-16
1/9	NEW YORK	W	102	89	16-16
1/13	at Boston	L	95	116	16-17
1/15	at Philadelphia	W	96	90	17-17
1/17	at Washington	L	78	96	17-18
1/19	PORTLAND	W	112	101	18-18
1/21	at New York	L	101	104	18-19
1/22	SAN ANTONIO	L	107	115	18-20
1/23	at Cleveland	W	109	99	19-20
1/26	DALLAS	L	88	90	19-21
1/27	at Detroit	L	107	108	19-22

ATLANTA

Most points: 127 at Seattle (2/19)  
Least points: 73 at Chicago (2/10)

(1) at Hartford, CT

Date	Opponent	W/L	Att.	Opp.	Record
ALL-STAR BREAK					
2/2	DETROIT	L	105	106	19-23
2/3	at New Jersey	L	103	112	19-24
2/6	CLEVELAND	L	87	88	19-25
2/9	LOS ANGELES	L	117	130	19-26
2/10	at Chicago	L	73	91	19-27
2/12	at Phoenix	L	90	94	19-28
2/16	at San Diego	W	102	91	20-28
2/17	at Utah	W	117	109	21-28
2/19	(#4) at Seattle	W	127	122	22-28
2/21	at Portland	W	109	97	23-28
2/23	KANSAS CITY	W	103	94	24-28
2/26	(#) CHICAGO	L	110	116	24-29
2/28	GOLDEN STATE	L	77	105	24-30
3/3	MILWAUKEE	L	87	96	24-31
3/5	at Philadelphia	L	80	89	24-32
3/6	NEW JERSEY	W	112	92	25-32
3/8	MILWAUKEE	W	98	95	26-32
3/9	DENVER	W	120	106	27-32
3/11	UTAH	W	107	91	28-32
3/13	INDIANA	W	110	90	29-32
3/14	at Washington	L	85	92	29-33
3/17	at Boston	L	109	113	29-34
3/18	HOUSTON	W	95	94	30-34
3/20	at New York	W	104	98	31-34
3/21	DETROIT	W	119	111	32-34
3/23	WASHINGTON	W	107	87	33-34
3/24	at Kansas City	L	106	110	33-35
3/26	at Indiana	W	100	87	34-35
3/27	at Dallas	W	96	85	35-35
3/30	at Chicago	W	107	92	36-35
4/1	at Milwaukee	L	113	117	36-36
4/2	BOSTON	L	107	110	36-37
4/3	WASHINGTON	W	106	101	37-37
4/6	NEW YORK	W	106	104	38-37
4/7	at Detroit	L	115	120	38-38
4/9	PHILADELPHIA	W	103	88	39-38
4/11	CHICAGO	W	108	89	40-38
4/13	at Cleveland	W	119	111	41-38
4/15	at Indiana	L	102	108	41-39
4/16	INDIANA	W	109	91	42-39
4/18	at Washington	L	96	99	42-40

## YEARLY RESULTS: 1982 - 83

43-39 OVERALL (26-15 at home, 17-24 on the road)

## SEASON STATS

	G	Min	FGM	FGA	Pct	FTM	FTA	Pct	Reb	Asst	PF	Stl	Blk	Pts	Avg
Roundfield	77	2811	561	1193	.470	337	450	.749	880	225	239	60	115	1464	19.0
Wilkins	82	2697	601	1220	.493	230	337	.682	478	129	210	84	63	1434	17.5
E. Johnson	61	1813	389	858	.453	186	237	.785	124	318	138	61	6	978	16.0
Davis	53	1465	258	567	.455	164	206	.796	128	315	100	43	7	685	12.9
Sparrow	49	1548	264	512	.516	84	113	.743	141	238	162	70	1	615	12.6
McMillen	61	1364	198	424	.467	108	133	.812	217	76	143	17	24	504	8.3
Rollins	80	2472	261	512	.510	98	135	.726	743	75	294	49	343	620	7.8
Glenn	73	1124	230	444	.518	74	89	.831	90	125	132	30	9	534	7.3
Matthews	64	1187	171	424	.403	86	112	.768	91	249	129	60	8	442	6.9
Macklin	73	1171	170	360	.472	101	131	.771	190	71	189	41	10	441	6.0
Hawes	46	860	91	244	.373	46	62	.742	228	59	110	29	8	230	5.0
Brown	26	305	49	104	.471	25	40	.625	88	9	46	5	5	123	4.7
Smith	15	142	29	66	.439	13	14	.929	8	14	17	2	0	71	4.7
Edmonson	32	309	48	139	.345	16	27	.593	39	22	41	11	6	112	3.5
Pellom	2	9	2	6	.333	0	0	.000	0	1	0	0	0	4	2.0
G. Johnson	37	461	25	57	.439	14	19	.737	117	17	69	10	59	64	1.7
Hastings	10	42	5	16	.313	4	6	.667	10	2	3	1	1	14	1.4

3-pt. field goals: Atlanta 45-188 (.239) - Roundfield 5-27 (.185), Wilkins 2-11 (.182), E. Johnson 14-41 (.341), Davis 5-18 (.278), Sparrow 3-15 (.200), Smith 0-2 (.000), McMillen 0-1 (.000), Rollins 0-1 (.000), Glenn 0-1 (.000), Matthews 14-48 (.292), Macklin 0-4 (.000), Brown 0-1 (.000), Hawes 2-14 (.143), Edmonson 0-2 (.000), Hastings 0-2 (.000). Opponents 39-166 (.235).

## RESULTS

Date	Opponent	W/L	Atl.	Opp.	Record
10/29	at Detroit	L	86	94	0-1
10/30	BOSTON	L	97	112	0-2
11/2	WASHINGTON	W	105	88	1-2
11/4	MILWAUKEE	L	100	104	1-3
11/6	DETROIT	W	95	93	2-3
11/9	at Denver	W	106	105	3-3
11/12	at Utah	W	106	98	4-3
11/13	at Golden State	L	101	114	4-4
11/16	at Portland	L	87	106	4-5
11/17	at Seattle	L	97	119	4-6
11/20	at Phoenix	L	80	91	4-7
11/23	CHICAGO	W	132	102	5-7
11/27	INDIANA	W	117	98	6-7
11/30	PHILADELPHIA	W	111	97	7-7
12/1	at Boston	L	97	122	7-8
12/3	NEW JERSEY	L	99	107	7-9
12/4	at New York	W	80	79	8-9
12/7	at Cleveland	W	102	90	9-9
12/8	at Philadelphia	L	85	132	9-10
12/10	MILWAUKEE	L	83	104	9-11
12/11	at Chicago	W	117	107	10-11
12/15	at Indiana	W	107	101	11-11
12/16	CLEVELAND	W	106	97	12-11
12/18	(#) BOSTON	L	103	107	12-12
12/21	(#2) at Chicago	L	116	124	12-13
12/23	at Milwaukee	L	90	101	12-14
12/25	at Washington	W	97	91	13-14
12/28	SAN DIEGO	W	123	113	14-14
12/29	at New Jersey	L	99	104	14-15
1/2	KANSAS CITY	L	104	108	14-16
1/4	SAN ANTONIO	L	95	104	14-17
1/6	at New York	W	99	89	15-17
1/7	DALLAS	W	110	102	16-17
1/8	CHICAGO	W	109	89	17-17
1/11	PHILADELPHIA	L	99	109	17-18
1/14	NEW YORK	W	88	80	18-18
1/15	LOS ANGELES	L	101	120	18-19
1/17	at New Jersey	W	102	96	19-19
1/19	SEATTLE	W	116	111	20-19
1/22	at Detroit	L	109	111	20-20
1/24	DETROIT	L	108	112	20-21

ATLANTA  
Most points: 132 vs. Chicago (11/23)  
Least points: 78 at Washington (4/9)

(#, overtime; #2, double OT; #3, three OT; #4, four OT)

Date	Opponent	W/L	Atl.	Opp.	Record
1/25	PHOENIX	W	96	94	21-21
1/27	at San Diego	L	100	110	21-22
1/28	at Los Angeles	L	85	109	21-23
2/1	CLEVELAND	W	93	84	22-23
2/3	DENVER	L	112	126	22-24
2/4	at Cleveland	W	92	81	23-24
2/6	at Boston	W	116	111	24-24
2/8	NEW JERSEY	L	109	115	24-25
2/9	at Philadelphia	L	93	106	24-26
2/15	ALL-STAR BREAK				
2/15	at Houston	W	101	91	25-26
2/19	at Dallas	L	100	122	25-27
2/20	at San Antonio	L	100	103	25-28
2/22	GOLDEN STATE	L	97	109	25-29
2/24	DETROIT	W	116	107	26-29
2/26	NEW JERSEY	W	95	88	27-29
2/27	at Indiana	W	125	107	28-29
3/1	INDIANA	W	109	106	29-29
3/3	WASHINGTON	W	91	89	30-29
3/4	HOUSTON	W	115	87	31-29
3/6	at Washington	L	91	102	31-30
3/8	PORTLAND	W	110	93	32-30
3/9	at Milwaukee	L	100	109	32-31
3/12	at Detroit	W	120	119	33-31
3/15	at New York	L	97	119	33-32
3/16	(#) WASHINGTON	W	94	81	34-32
3/18	at Cleveland	W	97	73	35-32
3/19	UTAH	W	99	94	36-32
3/22	at Indiana	W	111	102	37-32
3/23	at Boston	L	102	114	37-33
3/25	NEW YORK	L	87	104	37-34
3/26	at New Jersey	L	81	102	37-35
3/29	CLEVELAND	W	95	82	38-35
3/30	at Philadelphia	L	113	120	38-36
4/1	at Chicago	W	108	107	39-36
4/2	INDIANA	W	109	99	40-36
4/5	BOSTON	L	95	117	40-37
4/8	CHICAGO	W	138	101	41-37
4/9	at Washington	L	78	100	41-38
4/12	PHILADELPHIA	W	102	97	42-38
4/13	at Kansas City	L	103	114	42-39
4/16	MILWAUKEE	W	96	79	43-39

OPPONENT  
Most points: 132 (Philadelphia, 12/8)  
Least points: 73 (Cleveland, 3/18)

## YEARLY RESULTS: 1983 - 84

40-42 OVERALL (31-10 at home, 9-32 on the road)

## SEASON STATS

	G	Min	FGM	FGA	Pct	FTM	FTA	Pct	Reb	Asst	PF	Stl	Blk	Pts	Avg
Wilkins	81	2961	684	1429	.479	382	496	.770	582	126	197	117	87	1750	21.6
Roundfield	73	2610	503	1038	.485	374	486	.770	721	184	221	61	74	1380	18.9
Johnson	67	1893	353	798	.442	164	213	.770	146	374	155	58	7	886	13.2
Davis	75	2079	354	800	.443	217	256	.848	139	326	146	62	6	925	12.3
Rivers	81	1938	250	541	.462	255	325	.785	220	314	286	127	30	757	9.3
Rollins	77	2351	274	529	.518	118	190	.621	593	62	297	35	277	666	8.6
Glenn	81	1503	312	554	.563	56	70	.800	104	171	146	46	5	681	8.4
Matthews	6	96	16	30	.533	18	22	.818	4	21	13	5	1	50	8.3
Williams	13	258	34	114	.298	36	46	.783	50	16	33	14	1	105	8.1
Wittman	78	1071	160	318	.503	28	46	.609	71	71	82	17	0	350	4.5
Hastings	68	1135	111	237	.468	82	104	.788	270	46	220	40	36	305	4.5
Brown	68	785	94	201	.468	48	65	.738	181	29	161	18	23	236	3.5
Hill	15	181	14	46	.304	17	21	.810	10	35	30	7	0	45	3.0
Pinone	7	65	7	13	.538	6	10	.600	10	3	11	2	1	20	2.9
Criss	9	108	9	22	.409	5	5	1.000	11	21	4	3	0	23	2.6
Paultz	40	486	36	88	.409	17	33	.515	113	18	57	8	7	89	2.2
Landsberger	35	335	17	51	.373	15	26	.577	119	10	32	6	3	53	1.5

3-pt. field goals: Atlanta 23-106 (.217) - Wilkins 0-11 (.000), Roundfield 0-11 (.000), Johnson 16-43 (.372), Davis 0-8 (.000), Rivers 2-12 (.167), Glenn 1-2 (.500), Matthews 0-1 (.000), Williams 1-9 (.111), Wittman 2-5 (.400), Hastings 1-4 (.250). Opponents 39-185 (.211).

## RESULTS

Date	Opponent	W/L	Atl.	Opp.	Record
10/28	at New Jersey	L	108	126	0-1
10/29	DETROIT	W	117	115	1-1
11/1	WASHINGTON	W	95	92	2-1
11/4	CHICAGO	W	103	90	3-1
11/6	at Milwaukee	L	84	97	3-2
11/8	at Golden State	L	90	97	3-3
11/11	at Seattle	L	93	104	3-4
11/13	at Portland	L	105	135	3-5
11/15	SAN DIEGO	W	107	102	4-5
11/17	PHILADELPHIA	W	99	94	5-5
11/19	SEATTLE	W	104	92	6-5
11/22	INDIANA	W	104	93	7-5
11/25	at Boston	L	102	109	7-6
11/26	HOUSTON	W	115	109	8-6
11/29	DENVER	L	96	105	8-7
11/30	at Philadelphia	L	110	122	8-8
12/2	at Detroit	L	92	128	8-9
12/3	CLEVELAND	W	102	91	9-9
12/6	PHOENIX	W	95	88	10-9
12/7	at Cleveland	L	92	106	10-10
12/9	at Indiana	L	104	110	10-11
12/10	BOSTON	L	87	104	10-12
12/13	at Washington	W	94	89	11-12
12/14	WASHINGTON	L	96	99	11-13
12/17	SAN ANTONIO	W	113	108	12-13
12/20	NEW JERSEY	W	98	87	13-13
12/21	at Boston	L	96	107	13-14
12/23	(#) NEW YORK	W	114	113	14-14
12/27	DALLAS	W	112	109	15-14
12/29	at Cleveland	L	77	88	15-15
12/30	CLEVELAND	W	109	98	16-15
1/2	at Indiana	L	86	96	16-16
1/4	NEW JERSEY	L	88	91	16-17
1/6	MILWAUKEE	W	91	87	17-17
1/7	at New Jersey	L	104	108	17-18
1/10	GOLDEN STATE	W	103	101	18-18
1/12	at Washington	W	106	91	19-18
1/13	INDIANA	W	117	108	20-18
1/17	UTAH	W	112	106	21-18
1/18	at Milwaukee	L	90	99	21-19
1/20	at Detroit	L	94	116	21-20

(#, overtime; #2, double OT; #3, three OT; #4, four OT)

## YEARLY RESULTS: 1984 - 85

34-48 OVERALL (19-22 at home, 15-26 on the road)

## SEASON STATS

	G	Min	FGM	FGA	Pct	FTM	FTA	Pct	Reb	Asst	PF	Stl	Blk	Pts	Avg
Wilkins	81	3023	853	1891	.451	486	603	.806	557	200	170	135	54	2217	27.4
Johnson	73	2367	453	946	.479	265	332	.798	192	566	184	43	7	1193	16.3
Rivers	69	2126	334	701	.476	291	378	.770	214	410	250	163	53	974	14.1
Williams	34	867	167	380	.439	79	123	.642	168	94	83	28	8	417	12.3
Wittman	41	1168	187	352	.531	30	41	.732	73	125	58	28	7	406	9.9
Levingston	74	2017	291	552	.527	145	222	.653	566	104	231	70	69	727	9.8
Willis	82	1785	322	690	.467	119	181	.657	522	36	226	31	49	765	9.3
Glenn	60	1126	228	388	.588	62	76	.816	81	122	74	27	0	518	8.6
Carr	62	1195	198	375	.528	101	128	.789	232	80	219	29	78	499	8.0
Rollins	70	1750	186	339	.549	67	93	.720	442	52	213	35	167	439	6.3
Criss	4	115	7	17	.412	4	6	.667	14	22	5	3	0	18	4.5
Russell	21	377	34	63	.540	14	17	.824	40	66	37	17	4	83	4.0
Hastings	64	825	89	188	.473	63	81	.778	159	46	135	24	23	241	3.8
Eaves	3	37	3	6	.500	5	6	.833	0	4	6	0	0	11	3.7
Brown	69	814	78	192	.406	39	68	.574	223	25	117	19	22	195	2.8
Granger	9	92	6	17	.353	4	8	.500	6	12	13	2	0	16	1.8
Lowe	15	159	8	20	.400	8	8	1.000	15	42	23	11	0	24	1.6
Rautins	4	12	0	2	.000	0	0	.000	2	3	3	0	0	0	0.0

3-pt. field goals: Atlanta 73-235 (.311) - Wilkins 25-81 (.309), Johnson 22-72 (.306), Rivers 15-36 (.417), Williams 4-15 (.267), Wittman 2-7 (.286), Levingston 0-2 (.000), Willis 2-9 (.222), Glenn 0-2 (.000), Carr 2-6 (.333), Criss 0-2 (.000), Russell 1-1 (1.000), Granger 0-1 (.000), Lowe 0-1 (.000), Opponents 46-212 (.217).

## RESULTS

(#, overtime; #2, double OT; #3, three OT; #4, four OT)

(1) at New Orleans, LA

Date	Opponent	W/L	Att.	Opp.	Record	Date	Opponent	W/L	Att.	Opp.	Record
10/26	at New Jersey	W	119	104	1-0	1/22	(1) DETROIT	L	113	130	17-25
10/27	PHILADELPHIA	L	108	111	1-1	1/23	PHOENIX	W	101	100	18-25
10/30	at Washington	L	104	119	1-2	1/26	at Chicago	L	104	117	18-26
11/1	DETROIT	L	114	118	1-3	1/29	(1) INDIANA	W	115	106	19-26
11/3	WASHINGTON	W	127	107	2-3	2/1	CLEVELAND	W	126	108	20-26
11/7	at Milwaukee	L	99	103	2-4	2/2	(#) at Detroit	L	102	110	20-27
11/8	(#) at Dallas	L	105	112	2-5	2/4	at Philadelphia	L	92	106	20-28
11/10	at Phoenix	W	114	107	3-5	2/5	(1) DALLAS	L	103	112	20-29
11/13	MILWAUKEE	L	99	110	3-6	2/7	(#) at Milwaukee	W	94	91	21-29
11/15	CLEVELAND	L	99	102	3-7	ALL-STAR BREAK					
11/17	INDIANA	W	118	108	4-7	2/12	at Denver	L	107	131	21-30
11/21	(1) UTAH	W	122	90	5-7	2/13	at Utah	W	94	88	22-30
11/24	NEW JERSEY	W	101	99	6-7	2/15	at LA Lakers	L	111	120	22-31
11/25	at Cleveland	L	111	118	6-8	2/17	at LA Clippers	W	91	90	23-31
11/27	at New York	L	96	97	6-9	2/19	GOLDEN STATE	W	107	104	24-31
11/28	(1) MILWAUKEE	W	95	83	7-9	2/22	NEW YORK	L	105	113	24-32
11/30	HOUSTON	L	102	116	7-10	2/26	DENVER	L	94	106	24-33
12/4	at San Antonio	L	106	114	7-11	2/27	at New Jersey	L	91	114	24-34
12/5	at Kansas City	L	100	121	7-12	3/1	at Boston	W	114	105	25-34
12/7	LA CLIPPERS	W	101	89	8-12	3/2	SAN ANTONIO	L	92	105	25-35
12/9	at Boston	L	127	128	8-13	3/5	(1) PORTLAND	L	91	100	25-36
12/10	at Indiana	W	104	98	9-13	3/6	at Philadelphia	L	86	96	25-37
12/12	(1) CLEVELAND	W	116	99	10-13	3/9	DETROIT	L	113	115	25-38
12/13	at Houston	L	93	96	10-14	3/11	MILWAUKEE	L	115	121	25-39
12/15	BOSTON	L	94	101	10-15	3/12	(1) BOSTON	L	115	126	25-40
12/18	LA LAKERS	L	116	117	10-16	3/14	at Golden State	W	120	112	26-40
12/20	(#2) CHICAGO (NO)	L	129	132	10-17	3/16	at Seattle	L	99	122	26-41
12/22	WASHINGTON	W	119	101	11-17	3/17	at Portland	L	101	114	26-42
12/25	at Cleveland	L	106	109	11-18	3/19	(1) WASHINGTON	W	103	97	27-42
12/26	(1) NEW YORK	W	117	105	12-18	3/22	KANSAS CITY	L	102	121	27-43
12/28	at Washington	L	111	125	12-19	3/23	(#) at Cleveland	W	91	86	28-43
12/29	at Chicago	W	104	101	13-19	3/26	(1)(#) NEW JERSEY	L	108	109	28-44
1/2	CHICAGO	W	121	107	14-19	3/27	at Indiana	W	125	99	29-44
1/4	at Detroit	L	111	134	14-20	3/30	at Milwaukee	L	95	106	29-45
1/5	NEW JERSEY	W	124	114	15-20	4/1	at Detroit	W	114	100	30-45
1/11	at New Jersey	L	103	122	15-21	4/2	PHILADELPHIA	L	91	102	30-46
1/12	BOSTON	L	111	119	15-22	4/4	at New York	W	100	79	31-46
1/15	at Indiana	W	120	113	16-22	4/6	CHICAGO	L	114	117	31-47
1/16	at Philadelphia	L	99	122	16-23	4/9	at Washington	L	110	130	31-48
1/18	SEATTLE	W	104	90	17-23	4/10	NEW YORK	W	98	94	32-48
1/19	at New York	L	86	88	17-24	4/12	at Chicago	W	119	108	33-48
						4/13	INDIANA	W	122	117	34-48

ATLANTA  
Most points: 129 vs. Chicago (12/20)  
Least points: 86 (two times)

OPPONENT  
Most points: 134 (Detroit, 1/4)  
Least points: 79 (New York, 4/4)

## YEARLY RESULTS: 1985 - 86

50-32 OVERALL (34-7 at home, 16-25 on the road)

## SEASON STATS

	G	Min	FGM	FGA	Pct	FTM	FTA	Pct	Reb	Asst	PF	Stl	Blk	Pts	Avg
Wilkins	78	3049	888	1897	.468	577	705	.818	618	206	170	138	49	2366	30.3
Wittman	81	2760	467	881	.530	104	135	.770	170	306	118	81	14	1043	12.9
Willis	82	2300	419	811	.517	172	263	.654	704	45	294	66	44	1010	12.3
Rivers	53	1571	220	464	.474	172	283	.608	162	443	185	120	13	612	11.5
Johnson	39	862	155	328	.473	79	110	.718	75	219	72	10	1	394	10.1
Levingston	81	1945	294	551	.534	164	242	.678	534	72	260	76	39	752	9.3
Williams	19	367	57	143	.399	41	48	.854	45	67	48	28	1	159	8.4
Koncak	82	1695	263	519	.507	156	257	.607	467	55	296	37	69	682	8.3
Webb	79	1229	199	412	.483	216	275	.785	123	337	164	82	5	616	7.8
Carr	17	258	49	93	.527	18	27	.667	52	14	51	7	15	116	6.8
Rollins	74	1781	173	347	.499	69	90	.767	458	41	239	38	167	415	5.6
Davis	27	402	46	107	.430	51	59	.864	19	112	32	13	0	144	5.3
Battle	64	639	101	222	.455	75	103	.728	62	74	80	23	3	277	4.3
Charles	36	273	49	88	.557	24	36	.667	39	8	37	2	6	122	3.4
Hastings	62	650	65	159	.409	60	70	.857	124	26	118	14	8	193	3.1
Toney	3	24	2	7	.286	1	1	1.000	2	0	6	1	0	5	1.7

3-pt. field goals: Atlanta 33-166 (.199) - Wilkins 13-70 (.186), Wittman 5-16 (.313), Willis 0-6 (.000), Rivers 0-16 (.000), Johnson 5-20 (.250), Levingston 0-1 (.000), Williams 4-11 (.264), Koncak 0-1 (.000), Webb 2-11 (.182), Davis 1-2 (.500), Rollins 0-1 (.000), Battle 0-7 (.000), Hastings 3-4 (.750), Opponents 87-283 (.307).

## RESULTS

(#, overtime; #2, double OT; #3, three OT; #4, four OT)

(1) at Hartford, CT

Date	Opponent	W/L	Att.	Opp.	Record	Date	Opponent	W/L	Att.	Opp.	Record
10/25	WASHINGTON	L	91	100	0-1	1/25	at Washington	L	103	111	24-18
10/26	at Milwaukee	L	91	117	0-2	1/28	INDIANA	W	123	92	25-18
10/29	NEW YORK	W	102	87	1-2	1/29	at Detroit	L	94	107	25-19
						1/31	DETROIT	W	116	103	26-19
11/1	at Boston	L	105	109	1-3	ALL-STAR BREAK					
11/2	(#) PHILADELPHIA	W	114	113	2-3	2/1	at New Jersey	L	100	108	26-20
11/5	at Denver	L	113	128	2-4	2/4	at Cleveland	W	105	104	27-20
11/6	at Phoenix	W	114	106	3-4	2/6	at Indiana	W	100	85	28-20
11/8	at Golden State	L	119	130	3-5	2/11	at Houston	L	100	113	28-21
11/9	at LA Clippers	W	97	94	4-5	2/13	at Sacramento	W	123	114	29-21
11/13	PHOENIX	W	108	101	5-5	2/14	at LA Lakers	L	117	141	29-22
11/15	DETROIT	W	122	118	6-5	2/16	at Portland	W	110	101	30-22
11/16	at New York	L	96	103	6-6	2/17	at Seattle	L	87	100	30-23
11/20	CHICAGO	W	116	101	7-6	2/19	(#) at Utah	L	105	109	30-24
11/23	UTAH	L	106	116	7-7	2/21	INDIANA	W	106	98	31-24
11/24	at Cleveland	L	90	98	7-8	2/22	NEW JERSEY	W	112	83	32-24
11/26	NEW YORK	W	104	94	8-8	2/24	LA LAKERS	W	102	93	33-24
11/27	at Milwaukee	L	96	114	8-9	2/26	CLEVELAND	W	102	93	34-24
11/29	at New Jersey	L	97	107	8-10	2/28	at Detroit	L	103	115	34-25
11/30	BOSTON	L	97	102	8-11						
12/4	PORTLAND	W	109	98	9-11	3/1	SAN ANTONIO	W	116	108	35-25
12/6	MILWAUKEE	W	94	93	10-11	3/4	PHILADELPHIA	W	128	121	36-25
12/10	(1) at Boston	L	110	114	10-12	3/5	(#) at Philadelphia	W	122	114	37-25
12/11	SEATTLE	W	105	97	11-12	3/7	at Chicago	W	112	108	

## YEARLY RESULTS: 1986 - 87

57-25 OVERALL (35-6 at home, 22-19 on the road)

## SEASON STATS

	G	Min	FGM	FGA	Pct	FTM	FTA	Pct	Reb	Asst	PF	Stl	Blk	Pts	Avg
Wilkins	79	2969	828	1787	.463	607	742	.818	494	261	149	117	51	2294	29.0
Willis	81	2626	538	1003	.536	227	320	.709	849	62	313	65	61	1304	16.1
Rivers	82	2590	342	758	.451	365	441	.828	299	823	287	171	30	1053	12.8
Wittman	71	2049	398	792	.503	100	127	.787	124	211	107	39	16	900	12.7
McGee	76	1420	311	677	.459	80	137	.584	159	149	156	61	2	788	10.4
Levingston	82	1848	251	496	.506	155	212	.731	533	40	261	48	68	657	8.0
Webb	33	532	71	162	.438	80	105	.762	60	167	65	34	2	223	6.8
Battle	64	804	144	315	.457	93	126	.738	60	124	76	29	5	381	6.0
Koncak	82	1684	169	352	.480	125	191	.654	493	31	262	52	76	463	5.6
Rollins	75	1764	171	313	.546	63	87	.724	488	22	240	43	140	405	5.4
Carr	65	695	134	265	.506	73	103	.709	156	34	146	14	48	342	5.3
Williams	33	481	53	146	.363	27	40	.675	40	139	53	17	5	138	4.2
Hastings	40	256	23	68	.338	23	29	.793	70	13	35	10	7	71	1.8
Henderson	6	10	2	5	.400	1	1	1.000	3	0	1	0	0	5	0.8
Wilson	2	2	0	2	.000	0	0	.000	0	1	1	0	0	0	0.0

3-pt. field goals: Atlanta 135-425 (.318) - Wilkins 31-106 (.292), Willis 1-4 (.250), Rivers 4-21 (.190), Wittman 4-12 (.333), McGee 86-229 (.376), Levingston 0-3 (.000), Webb 1-6 (.167), Battle 0-10 (.000), Koncak 0-1 (.000), Carr 1-3 (.333), Williams 5-18 (.278), Hastings 2-12 (.167). Opponents 128-426 (.300).

## RESULTS

Date	Opponent	W/L	Atl.	Opp.	Record
11/1	NEW JERSEY	W	131	111	1-0
11/2	at Philadelphia	W	122	113	2-0
11/4	MILWAUKEE	W	107	98	3-0
11/7	PHOENIX	W	106	86	4-0
11/8	WASHINGTON	W	110	91	5-0
11/11	at Chicago	L	110	112	5-1
11/14	at Detroit	W	105	100	6-1
11/15	at New Jersey	W	109	90	7-1
11/19	at Boston	L	107	111	7-2
11/20	CLEVELAND	W	108	89	8-2
11/22	BOSTON	W	97	96	9-2
11/25	at LA Lakers	W	113	107	10-2
11/26	at Phoenix	L	106	120	10-3
11/28	at Utah	W	97	88	11-3
11/30	at Sacramento	W	113	109	12-3
12/2	DENVER	W	116	100	13-3
12/4	at Houston	W	109	93	14-3
12/5	at Indiana	L	113	119	14-4
12/9	at Cleveland	W	122	96	15-4
12/10	CHICAGO	W	123	95	16-4
12/12	SACRAMENTO	W	130	120	17-4
12/13	at New York	W	122	110	18-4
12/16	DETROIT	L	100	111	18-5
12/18	at Milwaukee	L	95	104	18-6
12/20	SAN ANTONIO	W	111	96	19-6
12/27	GOLDEN STATE	W	119	108	20-6
12/29	at Cleveland	L	106	107	20-7
1/2	at Washington	W	118	101	21-7
1/3	NEW YORK	W	114	92	22-7
1/6	at New York	L	86	118	22-8
1/7	PHILADELPHIA	L	102	109	22-9
1/10	CLEVELAND	W	129	104	23-9
1/12	LA CLIPPERS	W	125	115	24-9
1/14	at Philadelphia	L	93	96	24-10
1/15	MILWAUKEE	W	130	91	25-10
1/18	at Milwaukee	L	91	100	25-11
1/19	at Detroit	L	98	108	25-12
1/21	LA LAKERS	L	109	112	25-13
1/23	at Boston	L	106	126	25-14
1/24	SEATTLE	W	97	87	26-14
1/27	INDIANA	W	114	98	27-14

ATLANTA  
Most points: 136 vs. New Jersey (4/15)  
Least points: 86 at New York (1/6)

(#, overtime; #2, double OT; #3, three OT; #4, four OT)

Date	Opponent	W/L	Atl.	Opp.	Record
1/29	at Cleveland	L	91	102	27-15
1/30	NEW YORK	W	106	98	28-15
2/1	HOUSTON	L	104	106	28-16
2/3	(#) BOSTON	W	126	123	29-16
2/10	ALL-STAR BREAK				
2/11	at Seattle	W	125	113	30-16
2/11	at LA Clippers	W	109	82	31-16
2/14	at Golden State	L	96	103	31-17
2/15	at Portland	L	93	98	31-18
2/17	DETROIT	W	107	103	32-18
2/20	INDIANA	L	105	107	32-19
2/21	at Detroit	L	97	102	32-20
2/23	PHILADELPHIA	W	112	103	33-20
2/24	at Chicago	L	103	113	33-21
2/27	BOSTON	W	115	105	34-21
2/28	PORTLAND	W	123	102	35-21
3/2	WASHINGTON	W	121	99	36-21
3/3	at Indiana	W	109	108	37-21
3/6	at New Jersey	W	111	83	38-21
3/7	UTAH	W	122	97	39-21
3/9	CHICAGO	W	108	103	40-21
3/10	(#) at San Antonio	W	113	106	41-21
3/13	at Dallas	W	113	105	42-21
3/15	at Denver	W	104	100	43-21
3/17	WASHINGTON	W	118	98	44-21
3/18	at Philadelphia	L	107	109	44-22
3/20	MILWAUKEE	W	114	97	45-22
3/21	at New York	W	97	85	46-22
3/24	at Washington	W	96	87	47-22
3/26	DALLAS	W	120	112	48-22
3/28	INDIANA	L	114	120	48-23
4/1	at Milwaukee	L	92	104	48-24
4/3	NEW YORK	W	126	89	49-24
4/4	CHICAGO	W	110	97	50-24
4/6	CLEVELAND	W	110	105	51-24
4/8	PHILADELPHIA	W	110	92	52-24
4/10	DETROIT	W	101	99	53-24
4/12	at New Jersey	W	115	88	54-24
4/13	at Indiana	W	102	101	55-24
4/15	NEW JERSEY	W	136	116	56-24
4/16	at Chicago	W	117	114	57-24
4/19	at Boston	L	107	118	57-25

OPPONENT  
Most points: 126 (Boston, 1/23)  
Least points: 82 (L.A. Clippers, 2/11)

## YEARLY RESULTS: 1987 - 88

50-32 OVERALL (30-11 at home, 20-21 on the road)

## SEASON STATS

	G	Min	FGM	FGA	Pct	FTM	FTA	Pct	Reb	Asst	PF	Stl	Blk	Pts	Avg
Wilkins	78	2948	909	1957	.464	541	655	.826	502	224	162	103	47	2397	30.7
Rivers	80	2502	403	890	.453	319	421	.758	366	747	272	140	41	1134	14.2
Willis	75	2091	356	687	.518	159	245	.649	547	28	240	68	41	871	11.6
Battle	67	1227	278	613	.454	141	188	.750	113	158	84	31	5	713	10.6
Wittman	82	2412	376	787	.478	71	89	.798	170	302	117	50	18	823	10.0
Levingston	82	2135	314	564	.557	190	246	.772	504	71	287	52	84	719	10.0
Carr	80	1483	281	517	.544	142	182	.780	289	103	272	38	83	805	8.8
Webb	82	1347	191	402	.475	107	131	.817	146	337	125	63	12	490	6.0
Koncak	49	1073	98	203	.483	83	136	.610	333	19	161	36	56	279	5.7
McGee	11	117	22	52	.423	2	6	.333	16	13	6	5	0	51	4.6
Rollins	76	1765	133	260	.512	70	80	.875	459	20	229	31	132	336	4.4
Wood	14	79	16	30	.533	7	8	.875	6	19	6	4	0	48	3.4
Whitely	5	24	4	9	.444	3	4	.750	4	2	3	2	0	11	2.2
Washburn	29	174	22	49	.449	13	23	.565	55	3	19	4	8	57	2.0
Hastings	55	403	40	82	.488	25	27	.926	97	16	67	8	10	110	2.0

3-pt. field goals: Atlanta 85-282 (.301) - Wilkins 38-129 (.295), Rivers 9-33 (.273), Willis 0-2 (.000), Battle 16-41 (.390), Levingston 1-2 (.500), Carr 1-4 (.250), Wood 9-19 (.474), Webb 1-19 (.053), Koncak 0-2 (.000), McGee 5-19 (.263), Hastings 5-12 (.417). Opponents 136-406 (.335).

## RESULTS

Date	Opponent	W/L	Atl.	Opp.	Record
11/6	WASHINGTON	W	114	97	1-0
11/7	CLEVELAND	W	113	105	2-0
11/10	CHICAGO	L	95	105	2-1
11/11	at New York	W	94	93	3-1
11/14	PHILADELPHIA	W	104	83	4-1
11/15	at Milwaukee	L	103	112	4-2
11/18	GOLDEN STATE	W	95	92	5-2
11/20	at Chicago	L	92	94	5-3
11/21	HOUSTON	W	104	94	6-3
11/25	at Boston	L	102	117	6-4
11/27	at Indiana	L	86	88	6-5
11/28	SAN ANTONIO	W	124	100	7-5
12/1	BOSTON	W	120	106	8-5
12/3	at Washington	W	102	94	9-5
12/4	NEW JERSEY	W	139	102	10-5
12/8	at LA Clippers	W	90	79	11-5
12/9	at Phoenix	L	105	117	11-6
12/11	at Golden State	W	109	93	12-6
12/13	at Sacramento	W	106	100	13-6
12/15	INDIANA	W	93	91	14-6
12/18	at Milwaukee	W	94	87	15-6
12/19	(#) UTAH	W	130	124	16-6
12/22	at Houston	L	103	122	16-7
12/25	at Philadelphia	W	106	100	17-7
12/26	NEW YORK	W	125	98	18-7
12/29	at Chicago	W	108	98	19-7
12/30	at Cleveland	W	117	110	20-7
1/3	LA CLIPPERS	W	121	84	21-7
1/5	DETROIT	W	81	71	22-7
1/6	at Detroit	L	87	90	22-8
1/8	CLEVELAND	W	101	97	23-8
1/9	DENVER	W	113	105	24-8
1/13	at San Antonio	W	120	110	25-8
1/14	at Denver	L	112	115	25-9
1/16	at Dallas	W	101	98	26-9
1/18	at New York	L	102	110	26-10
1/19	CHICAGO	W	106	94	27-10
1/21	at Cleveland	W	101	93	28-10
1/22	at Boston	L	106	124	28-11
1/24	NEW JERSEY	W	118	111	29-11
1/26	BOSTON	L	97	102	29-12

ATLANTA  
Most points: 143 vs. Phoenix (3/8)  
Least points: 81 vs. Detroit (1/5)

(#, overtime; #2, double OT; #3, three OT; #4, four OT)

Date	Opponent	W/L	Atl.	Opp.	Record
1/29	at LA Lakers	L	107	117	29-13
1/30	at Utah	L	109	115	29-14
2/2	at Portland	L	118	121	29-15
2/4	at Seattle	W	119	109	30-15
ALL-STAR BREAK					
2/9	PHILADELPHIA	W	112	110	31-15
2/12	at Detroit	L	92	108	31-16
2/13	WASHINGTON	W	105	103	32-16
2/15	at Chicago	W	107	126	32-17
2/16	SACRAMENTO	L	115	118	32-18
2/19	(#) LA LAKERS	L	119	126	32-19
2/21	SEATTLE	W	129	113	33-19
2/23	INDIANA	W	131	111	34-19
2/26	at Portland	W	116	101	35-19
2/27	at Indiana	L	120	123	35-20
3/1	DETROIT	L	104	117	35-21
3/5	MILWAUKEE	L	101	104	35-22
3/8	PHOENIX	W	143	113	36-22
3/11	NEW YORK	W	122	115	37-22
3/13	at Boston	L	100	117	37-23
3/15	PHILADELPHIA	W	104	90	38-23
3/18	at New Jersey	W	106	104	39-23
3/19	at New York	L	110	116	39-24
3/21	MILWAUKEE	W	115	105	40-24
3/22	at Milwaukee	L	98	111	40-25
3/24	at Washington	L	91	94	40-26
3/26	CLEVELAND	W	109	102	41-26
3/29	DALLAS	W	120	106	42-26
3/30	at Detroit	W	103	102	43-26
4/1	at Philadelphia	W	105	93	44-26
4/4	at Indiana	W	102	100	45-26
4/5	MILWAUKEE	W	121	110	46-26
4/7	NEW JERSEY	W	120	94	47-26
4/9	DETROIT	L	102	115	47-27
4/11	WASHINGTON	L	85	86	47-28
4/12	at Cleveland	L	103	116	47-29
4/15	(#) at Philadelphia	W	103	101	48-29
4/16	NEW YORK	L	93	95	48-30
4/19	(#) at New Jersey	W	119	109	49-30
4/20	INDIANA	L	98	116	49-31
4/22	BOSTON	W	133	106	50-31
4/23	at Washington	L	96	106	50-32

## YEARLY RESULTS: 1988 - 89

52-30 OVERALL (33-8 at home, 19-22 on the road)

## SEASON STATS

	G	Min	FGM	FGA	Pct	FTM	FTA	Pct	Reb	Asst	PF	Stl	Blk	Pts	Avg
Wilkins	80	2997	814	1756	.464	442	524	.844	553	211	138	117	52	2099	26.2
Malone	81	2878	538	1096	.491	561	711	.789	956	112	154	79	100	1637	20.2
Theus	82	2517	497	1067	.466	285	335	.851	242	387	236	108	16	1296	15.8
Rivers	76	2462	371	816	.455	247	287	.861	286	525	263	181	40	1032	13.6
Battle	82	1672	287	628	.457	194	238	.815	140	197	125	42	9	779	9.5
Levingston	80	2184	300	568	.528	133	191	.696	498	75	270	97	70	734	9.2
Carr	78	1488	226	471	.480	130	152	.855	274	91	221	31	62	582	7.5
Koncak	74	1531	141	269	.524	63	114	.553	453	56	238	54	98	345	4.7
Webb	81	1219	133	290	.459	52	60	.867	123	284	104	70	6	319	3.9
Ferrell	41	231	35	83	.422	30	44	.682	41	10	33	7	6	100	2.4
Tolbert	50	341	40	94	.426	23	37	.622	88	16	55	13	13	103	2.1
Bradley	38	267	28	86	.326	8	16	.500	32	24	41	16	2	72	1.9
Mannion	5	18	2	6	.333	0	0	.000	2	2	2	2	0	4	0.8

3-pt. field goals: Atlanta 110-397 (.277) - Wilkins 29-105 (.276), Malone 0-12 (.000), Theus 17-58 (.293), Rivers 43-124 (.347), Battle 11-34 (.324), Levingston 1-5 (.200), Carr 0-1 (.000), Koncak 0-3 (.000), Webb 1-22 (.045), Bradley 8-31 (.258), Mannion 0-2 (.000). Opponents 147-511 (.288).

## RESULTS

Date	Opponent	W/L	Atl.	Opp.	Record
11/4	at New Jersey	W	113	105	1-0
11/5	at Milwaukee	W	107	94	2-0
11/8	INDIANA	W	112	107	3-0
11/9	(#) at Detroit	L	95	101	3-1
11/11	at Philadelphia	L	105	107	3-2
11/12	CHARLOTTE	W	132	111	4-2
11/15	at Cleveland	W	97	95	5-2
11/18	(#) at Chicago	L	112	115	5-3
11/19	GOLDEN STATE	W	111	92	6-3
11/21	at Houston	L	113	117	6-4
11/23	at San Antonio	L	109	119	6-5
11/25	at Dallas	L	95	100	6-6
11/26	BOSTON	W	104	91	7-6
11/29	SAN ANTONIO	W	120	104	8-6
12/1	WASHINGTON	W	127	115	9-6
12/3	PORTLAND	W	115	97	10-6
12/6	SACRAMENTO	W	123	113	11-6
12/7	at Boston	W	106	103	12-6
12/9	DETROIT	L	82	92	12-7
12/10	DENVER	L	130	133	12-8
12/13	at Chicago	W	106	88	13-8
12/14	PHILADELPHIA	W	103	96	14-8
12/16	MILWAUKEE	W	115	112	15-8
12/17	at Cleveland	L	94	120	15-9
12/20	SEATTLE	W	121	118	16-9
12/23	INDIANA	W	131	114	17-9
12/27	NEW YORK	W	128	126	18-9
12/30	at Milwaukee	W	117	113	19-9
1/3	DETROIT	W	123	104	20-9
1/4	at Indiana	L	113	116	20-10
1/6	at Detroit	L	88	111	20-11
1/7	NEW JERSEY	W	103	93	21-11
1/10	CHICAGO	L	101	104	21-12
1/13	at Philadelphia	L	101	114	21-13
1/14	at New York	L	122	132	21-14
1/16	at Washington	W	117	106	22-14
1/17	MILWAUKEE	W	111	98	23-14
1/21	CHARLOTTE	W	137	113	24-14
1/24	CLEVELAND	W	121	105	25-14
1/27	at Seattle	L	112	119	25-15
1/28	at Portland	L	94	110	25-16
1/30	at LA Clippers	W	130	101	26-16

ATLANTA  
Most points: 137 vs. Charlotte (1/21)  
Least points: 81 at Detroit (4/23)

(#, overtime; #2, double OT; #3, three OT; #4, four OT)

Date	Opponent	W/L	Atl.	Opp.	Record
2/1	at Utah	W	94	93	27-16
2/2	at Denver	L	103	112	27-17
2/4	(#) at Phoenix	W	118	116	28-17
2/8	NEW YORK	L	101	113	28-18
2/9	at Charlotte	L	108	110	28-19
ALL-STAR BREAK					
2/14	at Chicago	W	106	98	29-19
2/15	at New Jersey	W	119	112	30-19
2/17	CLEVELAND	W	108	100	31-19
2/19	at Miami	L	115	124	31-20
2/20	LA CLIPPERS	W	114	100	32-20
2/23	INDIANA	W	100	97	33-20
2/25	CHICAGO	W	125	95	34-20
2/27	DALLAS	W	105	83	35-20
3/2	at Boston	L	90	104	35-21
3/3	CHARLOTTE	W	133	109	36-21
3/5	UTAH	L	83	85	36-22
3/7	LA LAKERS	L	97	106	36-23
3/8	at Washington	L	111	119	36-24
3/11	MIAMI	W	111	78	37-24
3/14	PHOENIX	L	112	114	37-25
3/16	at Sacramento	W	119	103	38-25
3/17	(#) at Golden State	L	118	127	38-26
3/19	at LA Lakers	W	113	111	39-26
3/21	DETROIT	L	95	110	39-27
3/25	at New York	W	115	108	40-27
3/28	at New Jersey	L	108	111	40-28
3/29	WASHINGTON	W	120	102	41-28
3/31	NEW JERSEY	W	116	99	42-28
4/2	at Indiana	W	132	109	43-28
4/4	at Cleveland	L	91	105	43-29
4/5	PHILADELPHIA	W	135	93	44-29
4/7	(#) HOUSTON	W	120	112	45-29
4/9	CHICAGO	W	108	100	46-29
4/10	at Charlotte	W	112	105	47-29
4/13	BOSTON	W	132	118	48-29
4/15	MILWAUKEE	W	125	100	49-29
4/18	at Indiana	W	121	114	50-29
4/19	at Milwaukee	W	100	92	51-29
4/21	CLEVELAND	W	92	89	52-29
4/23	at Detroit	L	81	99	52-30

OPPONENT  
Most points: 133 (Denver, 12/10)  
Least points: 78 (Miami, 3/11)

## YEARLY RESULTS: 1989 - 90

41-41 OVERALL (25-16 at home, 16-25 on the road)

## SEASON STATS

	G	Min	FGM	FGA	Pct	FTM	FTA	Pct	Reb	Asst	PF	Stl	Blk	Pts	Avg
Wilkins	80	2888	810	1672	.484	459	569	.807	521	200	141	126	47	2138	26.7
Malone	81	2735	517	1077	.480	493	631	.781	812	130	158	47	84	1528	18.9
Rivers	48	1526	218	480	.454	138	170	.812	200	264	151	116	22	598	12.5
Willis	81	2273	418	805	.519	168	246	.683	645	57	259	63	47	1006	12.4
Battle	60	1477	275	544	.506	102	135	.756	99	154	115	28	3	654	10.9
Webb	82	2184	294	616	.477	162	186	.871	201	477	185	105	12	751	9.2
Long	48	1030	174	384	.453	46	55	.836	83	85	66	45	5	404	8.4
Smith	33	674	98	204	.480	55	65	.846	37	142	45	22	1	255	7.7
Carr	44	803	128	248	.516	79	102	.775	149	53	128	15	34	335	7.6
Levingston	75	1706	216	424	.509	83	122	.680	319	80	216	55	41	516	6.9
Volkov	72	937	137	284	.482	70	120	.583	119	83	166	36	22	357	5.0
Matthews	1	13	1	3	.333	2	2	1.000	0	5	0	0	0	4	4.0
Koncak	54	977	78	127	.614	42	79	.532	226	23	182	38	34	198	3.7
Toney	32	286	30	72	.417	21	25	.840	14	52	35	10	0	88	2.8
Marble	24	162	16	58	.276	19	29	.655	24	11	16	7	1	51	2.1
Workman	6	16	2	3	.667	2	2	1.000	3	2	3	3	0	6	1.0
Ferrell	14	29	5	14	.357	2	6	.333	7	2	3	1	0	12	0.9
Williams	5	14	0	4	.000	0	0	.000	1	0	2	0	0	0	0.0

3-pt. field goals: Atlanta 124-411 (.302) - Wilkins 59-183 (.322), Malone 1-9 (.111), Rivers 24-66 (.364), Willis 4-24 (.167), Battle 2-13 (.154), Webb 1-19 (.053), Long 10-29 (.345), Carr 0-4 (.000), Levingston 1-5 (.200), Volkov 13-34 (.382), Matthews 0-1 (.000), Koncak 0-1 (.000), Toney 7-13 (.538), Marble 0-2 (.000), Ferrell 0-1 (.000). Opponents 181-533 (.340).

## RESULTS

Date	Opponent	W/L	Atl.	Opp.	Record
11/3	INDIANA	L	103	126	0-1
11/7	WASHINGTON	L	114	118	0-2
11/10	at Boston	L	106	117	0-3
11/11	ORLANDO	W	148	109	1-3
11/13	at Orlando	W	112	104	2-3
11/17	(#) at Cleveland	L	125	131	2-4
11/18	GOLDEN STATE	W	112	96	3-4
11/21	at Detroit	W	103	96	4-4
11/22	at Milwaukee	L	100	118	4-5
11/24	at Miami	W	103	87	5-5
11/25	BOSTON	W	108	100	6-5
11/28	at Chicago	L	98	113	6-6
11/29	at Washington	W	111	104	7-6
12/1	UTAH	W	114	103	8-6
12/2	PHILADELPHIA	W	102	92	9-6
12/6	at Orlando	W	118	100	10-6
12/8	PORTLAND	W	127	120	11-6
12/9	MINNESOTA	W	104	91	12-6
12/12	SAN ANTONIO	W	102	94	13-6
12/13	at Philadelphia	L	103	112	13-7
12/15	NEW YORK	L	109	113	13-8
12/21	SACRAMENTO	W	115	112	14-8
12/21	at Miami	W	117	115	15-8
12/22	CHICAGO	L	113	125	15-9
12/25	CLEVELAND	W	115	104	16-9
12/27	at Dallas	L	101	114	16-10
12/30	at Indiana	L	98	105	16-11
1/2	MILWAUKEE	W	113	107	17-11
1/4	at New York	L	95	100	17-12
1/6	NEW JERSEY	W	105	96	18-12
1/7	at New Jersey	L	93	98	18-13
1/10	LA CLIPPERS	L	109	115	18-14
1/13	at Seattle	L	106	113	18-15
1/16	at Sacramento	L	91	108	18-16
1/17	at Utah	L	88	95	18-17
1/19	CHICAGO	L	84	92	18-18
1/23	at Charlotte	W	106	101	19-18
1/24	CLEVELAND	W	103	86	20-18
1/27	at Orlando	W	114	96	21-18
1/29	at Chicago	L	111	121	21-19
1/30	DETROIT	L	95	112	21-20

ATLANTA  
Most points: 148 vs. Orlando (1/11)  
Least points: 84 vs. Chicago (1/19)

(1) at Baltimore, MD

Date	Opponent	W/L	Atl.	Opp.	Record
2/1	at Utah	W	94	93	27-16
2/1	at Phoenix	L	90	102	21-21
2/2	at LA Lakers	L	106	112	21-22
2/4	at Denver	L	113	125	21-23
2/6	at San Antonio	L	94	105	21-24
2/8	at Houston	W	110	108	22-24
ALL-STAR BREAK					
2/13	NEW YORK	L	109	114	22-25
2/15	ORLANDO	W	130	123	23-25
2/16	at Cleveland	L	101	109	23-26
2/18	at Minnesota	L	98	108	23-27
2/20	WASHINGTON	L	107	110	23-28
2/21	at Indiana	L	96	123	23-29
2/23	DETROIT	W	112	103	24-29
2/24	HOUSTON	W	104	96	25-29
2/26	MIAMI	W	123	114	26-29
2/28	INDIANA	W	102	99	27-29
3/2	MILWAUKEE	W	132	110	28-29
3/3	at New Jersey	L	109	114	28-30
3/6	PHOENIX	L	95	112	28-31
3/9	SEATTLE	W	107	97	29-31
3/11	LA LAKERS	L	115	123	29-32
3/13	BOSTON	L	100	112	29-33
3/16	at Indiana	W	106	104	30-33
3/17	(#1) at Washington	W	119	92	31-33
3/19	DALLAS	L	110	117	31-34
3/21	CHICAGO	L	89	99	31-35
3/23	at Boston	L	98	101	31-36
3/24	CHARLOTTE	W	122	109	32-36
3/26	DENVER	W	113	102	33-36
3/29	at Portland	L	106	112	33-37
3/30	at LA Clippers	W	122	118	34-37
4/1	at Golden State	W	142	116	35-37
4/4	at Cleveland	L	95	101	35-38
4/5	DETROIT	L	99	104	35-39
4/7	PHILADELPHIA	L	108	112	35-40
4/10	at Philadelphia	W	123	111	36-40
4/11	MILWAUKEE	W	106	94	37-40
4/13	at Detroit	W	115	111	38-40
4/14	at Milwaukee	L	93	109	38-41
4/17	NEW JERSEY	W	118	95	39-41
4/20	at New York	W	126	112	40-41
4/21	MIAMI	W	130	109	41-41

## YEARLY RESULTS: 1990 - 91

43-39 OVERALL (29-12 at home, 14-27 on the road)

## SEASON STATS

	G	Min	FGM	FGA	Pct	FTM	FTA	Pct	Reb	Asst	PF	Stl	Blk	Pts	Avg
Wilkins	81	3078	770	1640	.470	476	574	.829	732	265	156	123	65	2101	25.9
Rivers	79	2586	444	1020	.435	221	262	.844	253	340	216	148	47	1197	15.2
Battle	79	1863	397	862	.461	270	316	.854	159	217	145	45	6	1078	13.6
Webb	75	2197	359	803	.447	231	266	.868	174	417	180	118	6	1003	13.4
Willis	80	2373	444	1020	.435	221	262	.844	253	340	216	148	47	1197	15.2
Malone	82	1912	280	598	.468	309	372	.831	667	68	134	30	74	869	10.6
Ferrell	78	1165	174	356	.489	125	156	.801	179	55	151	33	27	475	6.1
Robinson	47	674	108	242	.446	47	80	.588	71	132	65	32	8	265	5.6
Moncrief	72	1096	117	240	.488	82	105	.781	128	104	112	50	9	337	4.7
McCormick	56	689	93	187	.497	66	90	.733	165	32	91	11	14	252	4.5
Koncak	77	1931	140	321	.436	32	54	.593	375	124	265	74	76	313	4.1
Wilson	25	162	21	70	.300	13	26	.500	40	11	13	5	1	55	2.2
Wright	4	20	2	3	.667	1	1	1.000	6	0	3	0	0	5	1.3
Leonard	4	9	0	0	.000	2	4	.500	2	0	2	0	1	2	0.5

3-pt. field goals: Atlanta 271-836 (.324) - Wilkins 85-249 (.341), Rivers 88-262 (.336), Battle 14-49 (.286), Webb 54-168 (.321), Willis 4-10 (.400), Malone 0-7 (.000), Ferrell 2-3 (.667), Robinson 2-11 (.182), Moncrief 21-64 (.328), McCormick 0-3 (.000), Koncak 1-8 (.125), Wilson 0-2 (.000), Opponents 217-621 (.349).

## RESULTS

(#, overtime; #2, double OT; #3, three OT; #4, four OT)

Date	Opponent	W/L	Atl.	Opp.	Record
11/2	ORLANDO	W	115	111	1-0
11/3	INDIANA	W	121	120	2-0
11/6	at Sacramento	W	102	85	3-0
11/9	at Golden State	L	128	143	3-1
11/10	at LA Clippers	W	112	94	4-1
11/13	CLEVELAND	L	104	121	4-2
11/14	at Philadelphia	L	104	112	4-3
11/16	CHARLOTTE	L	109	119	4-4
11/17	at Detroit	L	83	91	4-5
11/20	at Charlotte	L	121	128	4-6
11/21	at Milwaukee	L	93	105	4-7
11/24	PHILADELPHIA	L	121	124	4-8
11/27	DETROIT	L	97	120	4-9
11/30	CLEVELAND	L	93	101	4-10
12/4	at Houston	W	113	110	5-10
12/5	at San Antonio	W	110	108	6-10
12/7	MILWAUKEE	L	103	104	6-11
12/8	NEW YORK	W	99	86	7-11
12/12	at Miami	W	118	93	8-11
12/13	NEW JERSEY	W	106	97	9-11
12/15	WASHINGTON	W	125	113	10-11
12/17	at Cleveland	W	109	98	11-11
12/20	UTAH	W	105	87	12-11
12/21	at Detroit	L	87	113	12-12
12/23**	at Boston	L	104	132	12-13
12/26	at New Jersey	W	113	111	13-13
12/28	BOSTON	W	131	114	14-13
12/29	GOLDEN STATE	W	134	130	15-13
1/2	LA CLIPPERS	W	120	107	16-13
1/4	INDIANA	W	111	96	17-13
1/5	(#) MINNESOTA	W	117	112	18-13
1/8	SAN ANTONIO	W	109	98	19-13
1/11	at Chicago	L	96	99	19-14
1/12	at New York	L	92	99	19-15
1/14	NEW YORK	W	96	82	20-15
1/15	at Indiana	W	117	106	21-15
1/18	CHICAGO	W	114	105	22-15
1/19	NEW JERSEY	W	114	84	23-15
1/22	MIAMI	W	118	107	24-15
1/23	at Washington	L	99	104	24-16
1/26	at Seattle	L	102	103	24-17

ATLANTA  
Most points: 139 vs. Denver (3/5)  
Least points: 83 at Detroit (11/17)

(1) at Baltimore, MD

Date	Opponent	W/L	Atl.	Opp.	Record
1/28	at Portland	L	111	116	24-18
1/29	at Utah	L	105	116	24-19
1/31	at LA Lakers	L	103	116	24-20
2/2	at Denver	L	125	126	24-21
2/5	CLEVELAND	W	118	114	25-21
2/7	CHARLOTTE	W	127	114	26-21
ALL-STAR BREAK					
2/12	at Chicago	L	113	122	26-22
2/13	at New Jersey	L	106	140	26-23
2/16	SEATTLE	W	122	113	27-23
2/19	at New York	W	110	102	28-23
2/20	at Detroit	L	89	97	28-24
2/22	LA LAKERS	W	111	102	29-24
2/23	DALLAS	W	122	107	30-24
2/25	SACRAMENTO	W	96	88	31-24
2/27	at Philadelphia	L	103	107	31-25
2/28	PORTLAND	W	117	109	32-25
3/3	at Milwaukee	W	115	106	33-25
3/5	DENVER	W	139	127	34-25
3/7	PHOENIX	L	104	106	34-26
3/8	at Miami	W	102	96	35-26
3/10	CHICAGO	L	87	122	35-27
3/12	(#) PHILADELPHIA	L	129	133	35-28
3/15	at Dallas	W	127	117	36-28
3/16	at Phoenix	L	116	128	36-29
3/19	BOSTON	W	104	92	37-29
3/20	at Chicago	L	107	129	37-30
3/22	(1) at Washington	L	116	121	37-31
3/23	MIAMI	W	108	93	38-31
3/26	at Indiana	L	113	123	38-32
3/28	HOUSTON	L	111	112	38-33
3/30	at Milwaukee	L	96	104	38-34
4/4	at Charlotte	L	91	98	38-35
4/6	INDIANA	W	137	110	39-35
4/8	WASHINGTON	W	105	94	40-35
4/9	at Cleveland	W	104	98	41-35
4/11	at Minnesota	L	98	112	41-36
4/13	MILWAUKEE	W	97	91	42-36
4/16	at Orlando	L	106	113	42-37
4/17	CHARLOTTE	L	111	123	42-38
4/19	DETROIT	L	120	126	42-39
4/21	at Boston	W	117	105	43-39

OPPONENT  
Most points: 143 (Golden State, 11/9)  
Least points: 82 (New York, 1/14)

\*\* Game on 11/28/90 was stopped in progress (slippery floor) and completed on 12/23/90.

## YEARLY RESULTS: 1991 - 92

38-44 OVERALL (23-18 at home, 15-26 on the road)

## SEASON STATS

	G	Min	FGM	FGA	Pct	FTM	FTA	Pct	Reb	Asst	PF	Stl	Blk	Pts	Avg
Wilkins	42	1601	424	914	.464	294	352	.835	295	158	77	52	24	1179	28.1
Willis	81	2962	591	1224	.483	292	363	.804	1258	173	223	72	54	1480	18.3
Augmon	82	2505	440	899	.489	213	320	.666	420	201	161	124	27	1094	13.3
Robinson	81	2220	423	928	.456	175	275	.636	219	446	178	105	24	1055	13.0
Ferrell	66	1598	331	632	.524	166	218	.761	210	92	134	49	17	839	12.7
Graham	78	1718	305	682	.447	126	170	.741	231	175	193	96	21	791	10.1
Rasmussen	81	1968	347	726	.478	30	40	.750	393	107	233	35	48	729	9.0
Volkov	77	1516	251	569	.441	125	198	.631	265	250	178	66	30	662	8.6
Mays	2	32	6	14	.429	2	2	1.000	2	1	4	0	0	17	8.5
Cheeks	56	1086	115	249	.462	26	43	.605	95	185	73	83	0	259	4.6
Wiley	41	767	71	160	.444	21	30	.700	73	166	73	43	3	177	4.3
Sanders	12	117	20	45	.444	7	9	.778	26	9	15	5	3	47	3.9
Monroe	38	313	53	144	.368	19	23	.826	33	27	19	12	2	131	3.4
Koncak	77	1489	111	284	.391	19	29	.655	261	132	207	50	67	241	3.1
Leonard	5	13	4	6	.667	2	2	1.000	5	1	3	1	0	10	2.0

3-pt. field goals: Atlanta 210-671 (.313) - Wilkins 37-128 (.289), Willis 6-37 (.162), Augmon 1-6 (.167), Robinson 34-104 (.327), Ferrell 11-33 (.333), Graham 55-141 (.390), Rasmussen 5-23 (.217), Volkov 35-110 (.318), Mays 3-6 (.500), Cheeks 3-6 (.500), Wiley 14-38 (.368), Monroe 6-27 (.222), Koncak 0-12 (.000), Opponents 251-732 (.343).

## RESULTS

(#, overtime; #2, double OT; #3, three OT; #4, four OT)

Date	Opponent	W/L	Atl.	Opp.	Record
11/2	DETROIT	L	87	89	0-1
11/5	UTAH	W	98	94	1-1
11/6	at Charlotte	L	104	114	1-2
11/8	at Boston	W	100	95	2-2
11/9	MIAMI	W	97	93	3-2
11/12	CHARLOTTE	W	118	100	4-2
11/14	at Sacramento	L	96	98	4-3
11/15	at Phoenix	W	119	115	5-3
11/17	at LA Lakers	L	89	111	5-4
11/20	SACRAMENTO	W	116	104	6-4
11/22	at Philadelphia	W	99	92	7-4
11/23	at Washington	L	115	126	7-5
11/26	DETROIT	L	93	103	7-6
11/27	at Detroit	L	91	100	7-7
11/29	SAN ANTONIO	L	85	88	7-8
11/30	BOSTON	W	129	102	8-8
12/3	at Dallas	W	103	99	9-8
12/5	at Houston	W	109	97	10-8
12/7	(#2) NEW YORK	L	128	137	10-9
12/10	MILWAUKEE	W	118	104	11-9
12/12	at Cleveland	L	107	134	11-10
12/14	at Miami	L	101	121	11-11
12/17	INDIANA	W	117	113	12-11
12/20	CLEVELAND	L	99	122	12-12
12/21	at Chicago	L	103	117	12-13
12/23	at New Jersey	L	93	105	12-14
12/26	CHICAGO	L	111	122	12-15
12/28	(#) MINNESOTA	W	125	122	13-15
1/2	PHOENIX	W	123	105	14-15
1/4	LA CLIPPERS	W	97	95	15-15
1/6	HOUSTON	W	109	97	16-15
1/7	at New York	W	109	94	17-15
1/9	DALLAS	W	124	108	18-15
1/11	at Indiana	L	115	138	18-16
1/14	MILWAUKEE	W	93	88	19-16
1/16	at Utah	L	111	116	19-17
1/17	(#) at LA Clippers	L	107	111	19-18
1/19	at Denver	W	119	93	20-18
1/21	at Seattle	W	128	119	21-18
1/22	at Golden State	L	124	134	21-19
1/24	at Portland	L	117	125	21-20

ATLANTA  
Most points: 129 vs. Boston (11/30)  
Least points: 80 (two times)

(1) at Baltimore, MD

Date	Opponent	W/L	Atl.	Opp.	Record
1/28	PHILADELPHIA	W	110	109	22-20
1/29	at Milwaukee	W	110	100	23-20
1/31	(#) at Indiana	L	106	115	23-21
2/1	DETROIT	L	80	89	23-22
2/3	SEATTLE	L	110	112	23-23
2/6	ORLANDO	W	123	112	24-23
ALL-STAR BREAK					

## YEARLY RESULTS: 1992 - 93

43-39 OVERALL (25-16 at home, 18-23 on the road)

## SEASON STATS

	G	Min	FGM	FGA	Pct	FTM	FTA	Pct	Reb	Asst	PF	Stl	Blk	Pts	Avg
Wilkins	71	2647	741	1584	.468	519	627	.828	482	227	116	70	27	2121	29.9
Willis	80	2878	616	1218	.506	196	300	.653	1028	165	264	68	41	1435	17.9
Augmon	73	2112	397	792	.501	227	307	.739	287	170	141	91	18	1021	14.0
Blaylock	80	2820	414	964	.429	123	169	.728	280	671	156	203	23	1069	13.4
Ferrell	82	1736	327	696	.470	176	226	.779	191	132	160	59	17	839	10.2
Graham	80	1508	256	560	.457	96	131	.733	190	164	185	86	6	650	8.1
Mays	49	787	129	309	.417	54	82	.659	53	72	59	21	3	341	7.0
Keefe	82	1549	188	376	.500	166	237	.700	432	80	195	57	16	542	6.6
Henson	53	719	71	182	.390	34	40	.850	55	155	85	30	1	213	4.0
Koncak	78	1975	124	267	.464	24	50	.480	427	140	264	75	100	275	3.4
Rasmussen	22	283	30	80	.375	9	13	.692	55	5	61	5	10	71	3.2
Foster	33	205	44	95	.463	13	18	.722	56	10	41	3	9	101	3.1
Wiley	25	354	26	81	.321	5	8	.625	35	81	49	26	2	72	2.9
Breuer	12	107	15	31	.484	2	5	.400	28	6	12	2	3	32	2.7
Sanders	9	120	10	25	.400	4	8	.500	29	6	16	8	1	24	2.7
Stivins	5	15	4	9	.444	0	0	.000	5	0	0	0	1	8	1.6
Spencer	3	15	0	3	.000	0	0	.000	1	0	3	2	0	0	0.0

3-pt. field goals: Atlanta 382-1076 (.355) - Wilkins 120-316 (.380), Willis 7-29 (.241), Augmon 0-4 (.000), Blaylock 118-315 (.375), Ferrell 9-36 (.250), Graham 42-141 (.298), Mays 29-84 (.345), Keefe 0-1 (.000), Henson 37-80 (.463), Koncak 3-8 (.375), Rasmussen 2-6 (.333), Foster 0-4 (.000), Wiley 15-51 (.294), Stivins 0-1 (.000). Opponents 281-833 (.337).

## RESULTS

Date	Opponent	W/L	Atl.	Opp.	Record
11/6	NEW YORK	L	94	106	0-1
11/7	at Chicago	W	100	99	1-1
11/11	at Houston	L	82	101	1-2
11/12	at San Antonio	W	104	97	2-2
11/14	at Dallas	L	105	113	2-3
11/17	MILWAUKEE	L	106	114	2-4
11/19	NEW JERSEY	L	101	108	2-5
11/21	BOSTON	W	116	107	3-5
11/23 (#)	at Boston	W	101	97	4-5
11/25	at Philadelphia	W	111	105	5-5
11/27	at Cleveland	L	101	122	5-6
11/28	MIAMI	W	112	100	6-6
12/1	INDIANA	W	119	107	7-6
12/2	NEW JERSEY	L	118	122	7-7
12/4	at Indiana	L	106	122	7-8
12/5	SAN ANTONIO	W	113	105	8-8
12/7	CHICAGO	W	123	114	9-8
12/11 (#)	DENVER	W	112	107	10-8
12/12	PHILADELPHIA	L	96	103	10-9
12/13	DETROIT	L	94	107	10-10
12/16	at Detroit	L	88	89	10-11
12/18	at Miami	W	108	100	11-11
12/19	ORLANDO	L	84	125	11-12
12/22	CHARLOTTE	L	114	130	11-13
12/26	at Minnesota	W	113	105	12-13
12/28	at Washington	L	96	97	12-14
12/29	CLEVELAND	L	96	114	12-15
1/2	MILWAUKEE	L	93	106	12-16
1/5	WASHINGTON	L	100	107	12-17
1/7	at Milwaukee	W	100	94	13-17
1/8	at Detroit	W	101	92	14-17
1/12	GOLDEN STATE	W	126	118	15-17
1/14	DETROIT	W	108	91	16-17
1/16	at Cleveland	L	99	127	16-18
1/19	at Charlotte	W	102	100	17-18
1/20	at Boston	L	106	121	17-19
1/22	NEW JERSEY	W	102	91	18-19
1/23	PHOENIX	L	91	110	18-20
1/25	SACRAMENTO	W	117	106	19-20
1/26	at Orlando	L	106	120	19-21
1/28	at New York	W	110	105	20-21
1/30	PHILADELPHIA	W	149	123	21-21

ATLANTA  
Most points: 149 vs. Philadelphia (1/30)  
Least points: 82 at Houston (11/11)

(#, overtime; #2, double OT; #3, three OT; #4, four OT)

Date	Opponent	W/L	Atl.	Opp.	Record
2/2	SEATTLE	W	118	109	22-21
2/3	at Miami	L	96	116	22-22
2/6	CLEVELAND	L	109	120	22-23
2/9	at Golden State	W	125	114	23-23
2/11	at Sacramento	L	105	116	23-24
2/13	at Utah	W	121	112	24-24
2/14	at LA Lakers	L	96	135	24-25
2/16	at Portland	L	90	105	24-26
2/18	at Phoenix	L	119	131	24-27
2/23	WASHINGTON	W	109	94	25-27
2/24	at Philadelphia	W	132	107	26-27
2/26	BOSTON	L	99	110	26-28
2/27	at Chicago	L	92	112	26-29
3/2	at New York	L	98	107	26-30
3/4	at Indiana	L	111	136	26-31
3/6	UTAH	W	139	118	27-31
3/8	LA CLIPPERS	W	121	113	28-31
3/9	at Milwaukee	W	117	103	29-31
3/12	ORLANDO	W	110	92	30-31
3/14	LA LAKERS	W	117	107	31-31
3/16	at Charlotte	W	122	107	32-31
3/17	at New Jersey	L	93	114	32-32
3/19	MINNESOTA	W	121	103	33-32
3/23	DALLAS	W	125	107	34-32
3/25	HOUSTON	W	106	96	35-32
3/27	MIAMI	W	118	106	36-32
3/29 (#)	PORTLAND	W	127	118	37-32
3/31	at Denver	W	103	94	38-32
4/2	at LA Clippers	L	99	111	38-33
4/3	at Seattle	L	105	129	38-34
4/6	(#) NEW YORK	W	109	104	39-34
4/9	CHICAGO	L	87	88	39-35
4/10	at Charlotte	W	118	105	40-35
4/13 (#2)	CLEVELAND	L	109	112	40-36
4/14	at Detroit	L	84	87	40-37
4/17	CHARLOTTE	L	107	110	40-38
4/20	INDIANA	W	111	102	41-38
4/21	at Washington	W	119	98	42-38
4/23	MILWAUKEE	W	122	106	43-38
4/24	at Orlando	L	85	104	43-39

OPPONENT  
Most points: 136 (Indiana, 3/4)  
Least points: 87 (Detroit, 4/14)

## YEARLY RESULTS: 1993 - 94

57-25 OVERALL (36-5 at home, 21-20 on the road)

## SEASON STATS

	G	Min	FGM	FGA	Pct	FTM	FTA	Pct	Reb	Asst	PF	Stl	Blk	Pts	Avg
Wilkins	49	1687	430	996	.432	275	322	.854	305	114	87	63	88	1196	24.4
Willis	80	2687	627	1257	.499	268	376	.713	963	150	250	79	38	1531	19.1
Manning	26	925	177	372	.476	54	83	.651	169	85	93	46	25	409	15.7
Augmon	82	2605	439	861	.510	333	436	.764	394	187	179	149	45	1212	14.8
Blaylock	81	2915	444	1079	.411	116	159	.730	424	789	144	212	44	1118	13.8
Ehlo	82	2147	316	708	.446	112	154	.727	279	273	161	136	26	821	10.0
Ferrell	72	1155	184	379	.485	144	184	.783	129	65	85	44	16	513	7.1
Lang	82	1608	215	458	.469	73	106	.689	313	51	192	38	87	504	6.1
Keefe	63	763	96	213	.451	81	111	.730	201	34	80	20	9	273	4.3
Koncak	82	1823	159	369	.431	24	36	.667	365	102	236	63	125	342	4.2
Whattley	82	1004	120	236	.508	52	66	.788	99	181	93	59	2	292	3.6
Graham	21	128	21	57	.368	13	17	.765	12	13	11	4	5	58	2.8
Edwards	16	107	17	49	.347	9	16	.563	18	8	9	2	5	43	2.7
Grace	3	8	2	3	.667	0	2	.000	1	1	3	0	0	4	1.3
Bagley	3	13	0	2	.000	2	2	1.000	1	3	2	0	0	2	0.7

3-pt. field goals: Atlanta 260-830 (.323) - Wilkins 61-198 (.308), Manning 1-3 (.333), Willis 9-24 (.375), Augmon 1-7 (.143), Blaylock 114-341 (.334), Ehlo 77-221 (.348), Ferrell 1-9 (.111), Lang 1-4 (.250), Koncak 0-3 (.000), Whattley 0-6 (.000), Graham 3-13 (.231), Edwards 0-1 (.000). Opponents 275-872 (.315).

## RESULTS

Date	Opponent	W/L	Atl.	Opp.	Record
11/5	INDIANA	W	116	110	1-0
11/8	at Chicago	L	80	106	1-1
11/10	at Utah	L	88	91	1-2
11/12	at Portland	L	84	94	1-3
11/13 (#)	at Seattle	L	89	97	1-4
11/16	SACRAMENTO	W	118	95	2-4
11/17	at Philadelphia	W	92	90	3-4
11/19	at Miami	W	95	92	4-4
11/20	CHARLOTTE	W	96	91	5-4
11/23	LA LAKERS	W	103	94	6-4
11/24	at Milwaukee	W	89	85	7-4
11/26	WASHINGTON	W	124	108	8-4
11/27	PHILADELPHIA	W	111	79	9-4
11/30	BOSTON	W	122	114	10-4
12/3	HOUSTON	W	133	111	11-4
12/8	at Detroit	W	105	97	12-4
12/9	SAN ANTONIO	W	105	95	13-4
12/11	at Wash. (Balt.)	W	116	108	14-4
12/14	at Cleveland	W	103	92	15-4
12/16	INDIANA	L	81	99	15-5
12/18	DENVER	W	102	96	16-5
12/22	at Boston	W	108	103	17-5
12/23	at New York	L	75	84	17-6
12/26	at New Jersey	L	87	91	17-7
12/28	DETROIT	W	119	101	18-7
12/29	at Orlando	W	92	90	19-7
1/4	CHARLOTTE	W	133	94	20-7
1/7	PORTLAND	W	100	85	21-7
1/8	CLEVELAND	W	102	89	22-7
1/12	CHICAGO	W	92	81	23-7
1/14	DALLAS	W	113	96	24-7
1/15	at Indiana	L	91	94	24-8
1/17	MILWAUKEE	W	102	98	25-8
1/19	GOLDEN STATE	L	119	120	25-9
1/21 (#)	NEW JERSEY	L	111	113	25-10
1/22	at Minnesota	W	98	81	26-10
1/25	at Milwaukee	W	95	90	27-10
1/26	PHOENIX	W	116	107	28-10
1/28	at Charlotte	W	117	105	29-10
1/29	at San Antonio	L	87	100	29-11
1/31	at Dallas	W	90	85	30-11

ATLANTA  
Most points: 141 vs. Detroit (2/7)  
Least points: 70 at Chicago (4/18)

(#, overtime; #2, double OT; #3, three OT; #4, four OT)

Date	Opponent	W/L	Atl.	Opp.	Record
2/2	ORLANDO	W	118	99	31-11
2/4	NEW YORK	W	114	102	32-11
2/5	at Cleveland	L	93	109	32-12
2/7	DETROIT	W	141	97	33-12
2/9	at Orlando	L	87	104	33-13
2/10	MIAMI	W	114	98	34-13
ALL-STAR BREAK					
2/15	at Houston	L	99	103	34-14
2/17	at Golden State	L	115	119	34-15
2/18	at LA Clippers	W	97	91	35-15
2/20	at Denver	L	92	97	35-16
2/23	SEATTLE	W	99	92	36-16
2/25	MILWAUKEE	W	111	100	37-16
2/26	at Philadelphia	W	118	102	38-16
3/1	MINNESOTA	W	102	99	39-16
3/3	at Washington	W	109	98	40-16
3/5	INDIANA	W	90	88	41-16
3/8	at Chicago	L	95	116	41-17
3/9	NEW YORK	L	83	90	41-18
3/11	CHICAGO	W	108	77	42-18
3/12	at Detroit	W	104	92	43-18
3/16	at Charlotte	L	79	92	43-19
3/18	at Indiana	W	81	78	44-19
3/20	at Boston	W	101	80	45-19
3/21	(#) UTAH	W	100	96	46-19
3/23	CHARLOTTE	W	100	92	47-19
3/25	LA CLIPPERS	L	94	97	47-20
3/26	MIAMI	W	100	90	48-20
3/29	NEW JERSEY	W	101	98	49-20
3/31	at Sacramento	W	106	102	50-20
4/1	at Phoenix	L	87	93	50-21
4/3	at LA Lakers	L	89	102	50-22
4/6	BOSTON	W	111	107	51-22
4/7	at New Jersey	L	87	93	51-23
4/9	WASHINGTON	W	117	103	52-23
4/13	CLEVELAND	W	110	95	53-23
4/15	at Milwaukee	W	105	96	54-23
4/16	PHILADELPHIA	W	123	94	55-23
4/18	at Chicago	L	70	87	55-24
4/19	at New York	W	87	84	56-24
4/21	at Miami	L	89	94	56-25
4/23	ORLANDO	W	93	89	57-25



## YEARLY RESULTS: 1994 - 95

42-40 OVERALL (24-17 at home, 18-23 on the road)

## SEASON STATS

	G	Min	FGM	FGA	Pct	FTM	FTA	Pct	Reb	Asst	PF	Stl	Blk	Pts	Avg
Willis	2	89	16	41	.390	10	15	.667	36	3	7	1	3	42	21.0
Blaylock	80	3069	509	1198	.425	156	214	.729	393	616	164	200	26	1373	17.2
Smith	78	2603	417	976	.427	295	349	.845	270	267	216	60	32	1264	16.2
Augmon	76	2362	397	876	.453	252	346	.728	368	197	163	100	47	1053	13.9
Norman	74	1879	388	856	.453	64	140	.457	362	94	154	34	20	938	12.7
Long	79	2579	337	704	.479	238	315	.756	595	127	232	107	34	923	11.7
Ehlo	49	1166	191	422	.453	44	71	.620	147	113	86	46	6	477	9.7
Lang	82	2340	320	677	.473	152	188	.809	456	72	271	45	144	794	9.7
Corbin	81	1389	205	464	.442	78	114	.684	262	67	161	55	16	502	6.2
Wiley	5	17	3	6	.500	0	0	—	4	6	0	1	1	7	1.4
Bazarevich	10	74	11	22	.500	7	9	.778	7	14	10	1	1	30	3.0
Anderson	51	622	57	104	.548	34	71	.479	188	17	103	23	32	148	2.9
Koncak	62	943	77	187	.412	13	24	.542	184	52	137	36	46	179	2.9
Whalley	27	292	24	53	.453	20	32	.625	30	54	37	19	0	70	2.6
Les	34	188	11	38	.289	23	27	.852	26	44	28	4	0	50	2.1
Edwards	28	212	22	48	.458	23	32	.719	48	13	30	5	4	67	1.8
Vinson	5	27	1	7	.143	1	1	1.000	0	1	4	0	0	4	0.8
Hovasse	2	4	0	1	.000	0	0	—	0	0	1	1	0	0	—

3-pt. field goals: Atlanta 539-1580 (.341) - Willis 0-1 (.000), Blaylock 199-555 (.359), Smith 135-404 (.334), Augmon 7-26 (.269), Norman 98-285 (.344), Long 11-31 (.355), Ehlo 51-134 (.381), Lang 2-3 (.667), Corbin 14-56 (.250), Wiley 1-4 (.250), Bazarevich 1-6 (.167), Koncak 12-36 (.333), Whalley 2-8 (.250), Les 5-23 (.217), Edwards 0-1 (.000), Vinson 1-6 (.167), Hovasse 0-1 (.000). Opponents 420-1212 (.347).

## RESULTS

Date	Opponent	W/L	Atl.	Opp.	Record
11/4	INDIANA	L	92	94	0-1
11/5	(#) DETROIT	L	109	114	0-2
11/7	at Utah	L	86	104	0-3
11/9	at Phoenix	L	102	106	0-4
11/10	at LA Clippers	W	108	91	1-4
11/12	at Sacramento	L	97	105	1-5
11/15	BOSTON	W	110	94	2-5
11/18	(#) MILWAUKEE	L	93	97	2-6
11/19	at New York	L	79	92	2-7
11/22	PHILADELPHIA	W	102	99	3-7
11/23	at Minnesota	W	89	77	4-7
11/25	LA LAKERS	L	87	92	4-8
11/29	CHARLOTTE	L	85	90	4-9
12/2	at Chicago	W	92	81	5-9
12/3	ORLANDO	W	107	105	6-9
12/6	(#) at New Jersey	W	94	91	7-9
12/7	at Boston	L	80	93	7-10
12/9	NEW YORK	W	89	85	8-10
12/10	at Orlando	L	88	109	8-11
12/13	(#) MINNESOTA	W	85	83	9-11
12/14	at Indiana	L	79	81	9-12
12/16	CHICAGO	L	80	85	9-13
12/17	at Miami	L	85	96	9-14
12/17	MILWAUKEE	W	115	97	10-14
12/22	UTAH	L	94	103	10-15
12/23	at Detroit	W	97	77	11-15
12/27	at Houston	L	93	105	11-16
12/29	(#) SAN ANTONIO	W	127	121	12-16
12/30	at Cleveland	L	85	87	12-17
1/3	PORTLAND	L	98	103	12-18
1/4	at New York	L	80	89	12-19
1/6	WASHINGTON	W	112	90	13-19
1/7	NEW JERSEY	W	102	85	14-19
1/10	at Washington	W	99	96	15-19
1/13	ORLANDO	L	96	101	15-20
1/16	MIAMI	W	99	95	16-20
1/18	PHILADELPHIA	L	80	92	16-21
1/20	at Indiana	L	89	99	16-22
1/21	BOSTON	W	89	84	17-22
1/25	at Charlotte	W	103	96	18-22
1/26	CLEVELAND	L	68	77	18-23
1/28	CHARLOTTE	L	93	102	18-24

ATLANTA  
Most points: 128 vs. Detroit (4/21)  
Least points: 68 vs. Cleveland (1/26)

(#, overtime; #2, double OT; #3, three OT; #4, four OT)

Date	Opponent	W/L	Atl.	Opp.	Record
1/30	at Miami	W	95	92	19-24
2/1	GOLDEN STATE	W	111	99	20-24
2/3	SEATTLE	L	98	121	20-25
2/4	at Detroit	L	78	84	20-26
2/6	at Philadelphia	W	107	92	21-26
2/8	NEW JERSEY	W	111	88	22-26
ALL-STAR BREAK					
2/14	at Denver	W	99	88	23-26
2/17	at Dallas	W	110	90	24-26
2/18	at San Antonio	L	97	111	24-27
2/21	CHICAGO	L	88	105	24-28
2/23	DALLAS	W	110	92	25-28
2/24	at Wash. (Balt.)	W	107	92	26-28
2/27	SACRAMENTO	W	118	99	27-28
3/2	at Milwaukee	L	93	102	27-29
3/3	DETROIT	W	94	78	28-29
3/5	(#) at Orlando	L	111	113	28-30
3/8	DENVER	W	99	88	29-30
3/10	NEW YORK	W	108	81	30-30
3/12	at Boston	W	104	98	31-30
3/13	HOUSTON	L	86	97	31-31
3/15	at Chicago	L	86	99	31-32
3/18	PHOENIX	W	122	117	32-32
3/20	LA CLIPPERS	W	106	102	33-32
3/22	MIAMI	L	84	98	33-33
3/24	at Cleveland	L	74	75	33-34
3/25	CHICAGO	L	98	99	33-35
3/28	at Portland	W	102	91	34-35
3/30	at Golden State	W	108	80	35-35
3/31	at LA Lakers	L	107	121	35-36
4/2	at Seattle	L	83	105	35-37
4/5	CLEVELAND	W	96	87	36-37
4/7	INDIANA	W	102	90	37-37
4/9	at Milwaukee	L	99	102	37-38
4/11	(#) at Philadelphia	W	110	106	38-38
4/12	WASHINGTON	W	90	82	39-38
4/14	at Cleveland	L	70	83	39-39
4/16	at Charlotte	W	94	93	40-39
4/19	at New Jersey	W	104	99	41-39
4/21	DETROIT	W	128	111	42-39
4/23	at Indiana	L	87	103	42-40

OPPONENT  
Most points: 121 (three times)  
Least points: 75 (Cleveland, 3/24)

## YEARLY RESULTS: 1995 - 96

46-36 OVERALL (26-15 at home, 20-21 on the road)

## SEASON STATS

	G	Min	FGM	FGA	Pct	FTM	FTA	Pct	Reb	Asst	PF	Stl	Blk	Pts	Avg
Smith	80	2856	494	1143	.432	318	385	.826	326	224	207	68	17	1446	18.1
Blaylock	81	2893	455	1123	.405	127	170	.747	332	478	151	212	17	1268	15.7
Laettner	30	977	159	325	.489	107	130	.823	236	68	119	31	28	425	14.2
Long	82	3008	395	838	.471	257	337	.763	788	183	233	108	34	1078	13.1
Lang	51	1815	281	619	.454	95	118	.805	334	62	178	35	85	657	12.9
Augmon	77	2294	362	738	.491	251	317	.792	304	137	188	106	31	976	12.7
Norman	34	770	127	273	.465	17	48	.354	132	63	68	15	16	304	8.9
Ehlo	79	1758	253	591	.428	81	103	.786	256	138	138	85	9	669	8.5
Henderson	79	1416	192	434	.442	119	200	.595	356	51	217	44	43	503	6.4
Webb	51	817	104	222	.468	74	87	.851	60	140	68	27	2	300	5.9
Rooks	16	215	32	58	.552	29	43	.674	51	9	35	4	14	93	5.8
Jordan	24	247	36	71	.507	22	38	.579	52	29	30	12	7	94	3.9
Bullard	46	460	66	162	.407	16	20	.800	60	18	50	17	11	174	3.8
Boyce	8	41	9	23	.391	2	4	.500	10	3	2	3	1	24	3.0
Nathan	5	15	5	9	.556	3	4	.750	0	2	2	3	0	13	2.6
Mundt	24	118	13	32	.406	5	8	.625	25	2	23	1	4	31	1.3
Grandison	4	19	2	4	.500	0	0	—	6	1	0	0	0	4	1.0
Kempton	3	11	0	0	—	0	0	—	2	1	5	0	0	0	—

3-pt. field goals: Atlanta 566-1595 (.355) - Smith 140-423 (.331), Blaylock 231-623 (.371), Laettner 0-8 (.000), Long 31-86 (.360), Lang 0-3 (.000), Augmon 1-4 (.250), Norman 33-84 (.393), Ehlo 82-221 (.371), Henderson 0-3 (.000), Webb 18-57 (.316), Rooks 0-1 (.000), Bullard 26-72 (.361), Boyce 4-8 (.500), Nathan 0-1 (.000), Grandison 0-1 (.000). Opponents 479-1329 (.360).

## RESULTS

Date	Opponent	W/L	Atl.	Opp.	Record
11/3	INDIANA	L	106	111	0-1
11/4	ORLANDO	W	124	91	1-1
11/6	at Utah	L	96	105	1-2
11/8	at LA Clippers	W	100	92	2-2
11/9	at Golden State	W	125	121	3-2
11/11	at Dallas	W	113	100	4-2
11/14	CHARLOTTE	W	111	104	5-2
11/17	MIAMI	L	88	91	5-3
11/19	at Sacramento	W	108	94	6-3
11/21	at Denver	L	99	107	6-4
11/22	at Phoenix	L	112	117	6-5
11/25	TORONTO	W	114	102	7-5
11/28	(#) at New York	W	102	97	8-5
11/29	PHILADELPHIA	W	106	81	9-5
12/1	DALLAS	L	98	106	9-6
12/2	at Detroit	L	96	104	9-7
12/6	at Washington	L	79	96	9-8
12/7	SAN ANTONIO	L	102	104	9-9
12/9	NEW YORK	L	92	101	9-10
12/10	at Boston	W	108	103	10-10
12/12	MINNESOTA	L	78	85	10-11
12/14	CHICAGO	L	108	127	10-12
12/16	DENVER	W	95	86	11-12
12/22	NEW JERSEY	W	94	91	12-12
12/23	at Milwaukee	L	111	115	12-13
12/26	LA CLIPPERS	W	94	88	13-13
12/29	GOLDEN STATE	L	96	117	13-14
12/30	at Chicago	L	93	95	13-15
1/2	SEATTLE	L	88	111	13-16
1/4	(#) TORONTO	W	104	101	14-16
1/6	at Charlotte	L	90	96	14-17
1/7	at New Jersey (PPD - Snow - rescheduled 4/5)				
1/9	SACRAMENTO	W	104	88	15-17
1/11	at Toronto	W	87	79	16-17
1/13	BOSTON	W	108	105	17-17
1/15	DETROIT	W	96	88	18-17
1/17	INDIANA	W	102	93	19-17
1/19	at Philadelphia	W	82	77	20-17
1/20	MIAMI	W	98	78	21-17
1/22	HOUSTON	W	105	96	22-17
1/23	at Cleveland	W	84	72	23-17
1/26	ORLANDO	W	96	84	24-17

## YEARLY RESULTS: 1996 - 97

56-26 OVERALL (36-5 at home, 20-21 on the road)



## SEASON STATS

	G	Min	FGM	FGA	Pct	FTM	FTA	Pct	Reb	Asst	PF	Stl	Blk	Pts	Avg
Smith	72	2818	491	1145	.429	333	393	.847	238	305	173	62	23	1445	20.1
Laettner	82	3140	548	1128	.486	359	440	.816	220	223	277	102	64	1486	18.1
Blaylock	78	3056	501	1159	.432	131	174	.753	413	463	141	212	20	1354	17.4
Mutombo	80	2973	380	721	.527	306	434	.705	929	110	249	49	264	1066	13.3
Corbin	70	2305	253	600	.422	86	108	.796	294	124	176	90	7	666	9.5
James	53	945	125	306	.408	30	36	.833	81	21	98	11	1	356	6.7
Henderson	30	501	77	162	.475	45	75	.600	116	23	73	21	6	199	6.6
Burton	24	380	39	116	.336	57	68	.838	41	11	55	8	3	148	6.2
Recasner	71	1207	148	350	.423	51	58	.879	115	94	97	38	4	405	5.7
Barry	58	965	100	246	.407	37	46	.804	99	115	56	55	3	285	4.9
Norman	17	220	27	94	.287	4	12	.333	39	12	17	7	3	64	3.8
Lauderdale	35	180	49	89	.551	13	23	.565	43	12	39	1	9	111	3.2
Boyce	22	154	21	63	.333	11	22	.500	15	13	17	10	4	55	2.5
Hancock (TOT)	24	133	16	35	.457	10	14	.714	18	12	15	9	1	42	1.8
Hancock (ATL)	14	86	13	27	.481	8	12	.667	13	7	6	7	1	34	2.4
Newbill	72	850	40	91	.440	20	52	.385	204	24	115	28	15	100	1.4
Alston	2	11	0	5	.000	0	2	.000	4	0	0	0	0	0	0.0
Miller	1	14	0	5	.000	0	0	.000	7	0	2	0	0	0	0.0

3-pt. field goals: Atlanta 659-1834 (.359) - Smith 130-388 (.335), Laettner 31-88 (.352), Blaylock 221-604 (.366), Corbin 74-208 (.356), James 76-181 (.420), Burton 13-46 (.283), Recasner 58-140 (.414), Barry 48-124 (.387), Norman 6-38 (.158), Lauderdale 0-1 (.000), Boyce 2-16 (.125). Opponents 485-1399 (.347).

## RESULTS

Date	Opponent	W/L	Atl.	Opp.	Record
11/1	at Miami	L	81	94	0-1
11/2	DETROIT	L	78	90	0-2
11/4	at Portland	W	94	76	1-2
11/5	at Seattle	W	117	95	2-2
11/7	at Sacramento	W	91	87	3-2
11/10	at LA Lakers	L	85	92	3-3
11/12	CLEVELAND	W	87	83	4-3
11/13	at Boston	L	85	103	4-4
11/15	MIAMI	W	85	77	5-4
11/16	at Chicago	L	69	97	5-5
11/19	at Cleveland	L	63	73	5-6
11/21	at Milwaukee	W	73	65	6-6
11/23	at Toronto	W	91	88	7-6
11/26	VANCOUVER	W	101	80	8-6
11/27	at Orlando	L	75	79	8-7
11/29	WASHINGTON	W	110	81	9-7
12/3	BOSTON	W	105	95	10-7
12/4	at Detroit	L	90	100	10-8
12/7	TORONTO	W	101	75	11-8
12/10	DENVER	W	89	88	12-8
12/14	PHILADELPHIA	W	106	81	13-8
12/17	@Dallas	W	109	73	14-8
12/20	NEW JERSEY	W	109	95	15-8
12/21	at Charlotte	L	93	98	15-9
12/23	at New York	L	76	82	15-10
12/26	CHICAGO	W	108	103	16-10
12/28	at Wash. (Balt.)	L	86	97	16-11
1/3	BOSTON	W	105	95	17-11
1/4	NEW YORK	W	88	71	18-11
1/7	(#) PHOENIX	W	105	103	19-11
1/9	(#) at Orlando	W	97	92	20-11
1/11	(#) SAN ANTONIO	W	87	82	21-11
1/13	at Cleveland	W	93	79	22-11
1/14	MINNESOTA	W	95	93	23-11
1/16	ORLANDO	W	78	67	24-11
1/18	MILWAUKEE	W	94	71	25-11
1/20	CHARLOTTE	W	106	97	26-11
1/21	at Miami	L	91	94	26-12
1/24	(#) WASHINGTON	W	117	105	27-12
1/25	BOSTON	W	95	90	28-12
1/28	at LA Clippers	L	112	96	29-12
1/30	at Utah	L	96	102	29-13
1/31	at Vancouver	W	87	76	30-13

ATLANTA

Most points: 136 vs. Philadelphia (4/19)  
Least points: 63 at Cleveland (11/19)

(#, overtime; #2, double OT; #3, three OT; #4, four OT)

Date	Opponent	W/L	Atl.	Opp.	Record
2/2	at Denver	L	104	115	30-14
2/4	at Golden State	W	107	85	31-14
2/5	at Phoenix	L	81	99	31-15
ALL-STAR BREAK					
2/12	TORONTO	W	106	84	32-15
2/14	CHICAGO	L	88	89	32-16
2/15	at San Antonio	W	109	89	33-16
2/17	at Houston	L	98	127	33-17
2/19	INDIANA	W	100	87	34-17
2/21	HOUSTON	W	76	74	35-17
2/22	CHARLOTTE	L	92	93	35-18
2/24	GOLDEN STATE	W	106	100	36-18
2/26	at Milwaukee	W	79	72	37-18
2/28	LA LAKERS	W	86	75	38-18
3/2	at Detroit	L	75	82	38-19
3/4	CLEVELAND	W	93	88	39-19
3/6	at Philadelphia	W	117	104	40-19
3/7	MILWAUKEE	W	90	80	41-19
3/9	at Boston	W	114	90	42-19
3/11	UTAH	W	106	99	43-19
3/12	at Indiana	L	82	92	43-20
3/14	SEATTLE	L	91	97	43-21
3/15	at Chicago	L	79	99	43-22
3/17	(#) ORLANDO	W	112	107	44-22
3/19	INDIANA	W	107	95	45-22
3/21	DALLAS	W	93	72	46-22
3/23	at Toronto	W	90	79	47-22
3/25	PORTLAND	W	96	89	48-22
3/27	LA CLIPPERS	W	103	88	49-22
3/29	SACRAMENTO	W	88	74	50-22
4/2	at Charlotte	L	84	95	50-23
4/4	DETROIT	W	103	89	51-23
4/5	NEW YORK	L	97	102	51-24
4/9	at Philadelphia	W	116	101	52-24
4/11	at Indiana	W	104	92	53-24
4/12	at Minnesota	W	80	66	54-24
4/15	NEW JERSEY	W	109	101	55-24
4/16	at New York	L	92	96	55-25
4/19	PHILADELPHIA	W	136	104	56-25
4/20	at New Jersey	L	92	108	56-26

OPPONENT

Most points: 127 (Houston, 2/17)  
Least points: 65 (Milwaukee, 11/21)

## YEARLY RESULTS: 1997 - 98

50-32 OVERALL (29-12 at home, 21-20 on the road)



## SEASON STATS

	G	Min	FGM	FGA	Pct	FTM	FTA	Pct	Reb	Asst	PF	Stl	Blk	Pts	Avg
Smith	73	2857	489	1101	.444	389	455	.855	309	292	219	75	29	1464	20.1
Henderson	69	2000	365	753	.485	253	388	.652	442	73	175	42	36	986	14.3
Laettner	74	2282	354	730	.485	306	354	.864	487	190	246	71	73	1020	13.8
Mutombo	82	2917	399	743	.537	303	452	.670	932	82	254	34	277	1101	13.4
Blaylock	70	2700	368	938	.392	95	134	.709	341	469	122	183	21	921	13.2
Corbin	79	2699	328	747	.439	101	128	.789	362	173	197	105	7	806	10.2
Recasner	59	1454	206	452	.456	74	79	.937	142	117	94	41	1	548	9.3
Gray	30	472	77	202	.381	55	65	.846	45	34	73	15	11	227	7.6
Daniels (TOT)	6	82	12	29	.414	8	10	.800	7	4	4	3	2	34	5.7
Brown	77	1202	161	372	.433	63	87	.724	183	55	100	23	13	387	5.0
Crawford	40	256	46	110	.418	57	68	.838	41	9	27	12	7	150	3.8
Oliver	5	61	7	19	.368	1	4	.250	9	2	4	1	0	15	3.0
Miller	37	228	29	52	.558	21	39	.538	70	3	41	15	3	79	2.1
Barry	27	256	18	38	.474	11	13	.846	35	49	28	10	1	56	2.1
Anderson	50	398	36	81	.444	16	41	.390	118	15	85	19	10	88	1.8
Livingston	12	82	3	12	.250	4	5	.800	6	5	6	7	2	10	0.8
Whiteside	3	16	1	2	.500	0	2	.000	1	1	0	0	0	2	0.7

3-pt. field goals: Atlanta 337-1016 (.332) - Smith 97-276 (.351), Henderson 3-6 (.500), Laettner 6-27 (.222), Blaylock 90-334 (.269), Corbin 49-141 (.348), Recasner 62-148 (.419), Gray 18-46 (.391), Daniels 2-9 (.222), Brown 2-8 (.250), Crawford 1-3 (.333), Barry 9-21 (.429), Anderson 0-5 (.000), Whiteside 0-1 (.000). Opponents 348-1017 (.342).

## RESULTS

(#, overtime; #2, double OT; #3, three OT; #4, four OT)

Date	Opponent	W/L	Atl.	Opp.	Record
10/31	at Orlando	W	105	99	1-0
11/1	(T) TORONTO	W	90	85	2-0
11/4	(D) DETROIT	W	82	71	3-0
11/5	at Philadelphia	W	93	88	4-0
11/7	(D) CHICAGO	W	80	78	5-0
11/8	(#) at Cleveland	W	99	97	6-0
11/11	(D) SEATTLE	W	89	87	7-0
11/12	at Indiana	W	89	86	8-0
11/14	(D) SACRAMENTO	W	104	103	9-0
11/16	(T) LA CLIPPERS	W	89	83	10-0
11/18	(D) WASHINGTON	W	98	89	11-0
11/20	(D) NEW YORK	L	79	100	11-1
11/22	at Detroit	L	85	87	11-2
11/26	(#2) at Toronto	W	109	104	12-2
11/29	(D) CHARLOTTE	W	98	80	13-2
11/30	(D) SAN ANTONIO	W	108	96	14-2
12/2	at Dallas	W	112	79	15-2
12/4	at Houston	L	87	94	15-3
12/9	(T) MIAMI	L	81	97	15-4
12/11	at Phoenix	L	78	94	15-5
12/12	at LA Clippers	W	83	74	16-5
12/14	at Sacramento	W	93	89	17-5
12/15	at Portland	W	99	90	18-5
12/17	(D) CLEVELAND	W	94	83	19-5
12/19	(D) LA LAKERS	L	96	98	19-6
12/20	at Miami	L	92	99	19-7
12/22	(D) UTAH	L	99	101	19-8
12/26	(#) at Milwaukee	L	94	99	19-9
12/27	at Chicago	L	90	97	19-10
1/2	at LA Lakers	L	106	116	19-11
1/3	at Utah	L	82	97	19-12
1/7	at Golden State	W	106	86	20-12
1/9	(T) WASHINGTON	W	82	77	21-12
1/11	(#) at Washington	W	107	102	22-12
1/13	at New York	W	91	89	23-12
1/14	(T) DALLAS	W	108	82	24-12
1/16	(T) GOLDEN STATE	W	102	89	25-12
1/17	at New Jersey	L	81	97	25-13
1/20	(D) MILWAUKEE	W	103	93	26-13
1/21	at San Antonio	L	76	90	26-14
1/23	(D) BOSTON	L	85	89	26-15

## YEARLY RESULTS: 1998 - 99



31-19 OVERALL (16-9 at home, 15-10 on the road)

## SEASON STATS

	G	Min	FGM	FGA	Pct	FTM	FTA	Pct	Reb	Asst	PF	Stl	Blk	Pts	Avg
Smith	36	1314	217	540	.402	191	225	.849	151	118	100	36	11	672	18.7
Blaylock	48	1763	247	651	.379	69	91	.758	224	278	61	99	9	640	13.3
Henderson	38	1142	187	423	.442	100	149	.671	250	28	96	33	19	474	12.5
Mutombo	50	1829	173	338	.512	195	285	.684	610	57	145	16	147	541	10.8
Ellis	20	539	80	190	.421	43	61	.705	109	18	48	8	7	204	10.2
Long	50	1380	151	359	.421	184	235	.783	296	53	143	57	16	489	9.8
Corbin	47	1066	131	335	.391	52	80	.650	145	43	74	31	7	352	7.5
Crawford	42	784	110	255	.431	57	70	.814	90	24	106	10	13	288	6.9
Johnson	49	885	91	225	.404	57	82	.695	75	107	67	35	7	244	5.0
Gray	30	337	53	182	.291	28	37	.757	28	12	30	12	1	146	4.9
McLeod	34	348	62	163	.380	37	45	.822	50	14	24	2	1	162	4.8
Sheppard	18	185	15	39	.385	8	13	.615	22	16	12	3	0	40	2.2
Williams	2	4	0	1	.000	3	4	.750	0	1	0	0	0	3	1.5
West	49	499	22	59	.373	16	45	.356	125	13	81	4	22	60	1.2

3-pt. field goals: Atlanta 197-644 (.306) - Smith 47-139 (.338), Blaylock 77-251 (.307), Henderson 0-1 (.000), Ellis 1-5 (.200), Long 3-18 (.167), Corbin 38-119 (.319), Crawford 11-33 (.333), Johnson 5-19 (.263), Gray 12-42 (.286), McLeod 1-10 (.100), Sheppard 2-7 (.286). Opponents 190-634 (.300).

## RESULTS

(#, overtime; #2, double OT; #3, three OT; #4, four OT)

Date	Opponent	W/L	At.	Opp.	Record
2/5	(D) CLEVELAND	W	100	83	1-0
2/6	(D) NEW JERSEY	W	111	106	2-0
2/7	at New Jersey	L	69	79	2-1
2/9	at Chicago	W	87	71	3-1
2/11	(T) CHARLOTTE	W	100	88	4-1
2/14	at Philadelphia	L	70	78	4-2
2/16	at Chicago	W	83	67	5-2
2/19	(T)(#) ORLANDO	L	94	99	5-3
2/20	at Philadelphia	W	76	69	6-3
2/22	(T) CHICAGO	L	68	77	6-4
2/23	at Dallas	L	85	89	6-5
2/25	at Houston	W	93	87	7-5
2/27	at LA Clippers	W	103	74	8-5
3/1	at Orlando	L	67	70	8-6
3/2	(T) WASHINGTON	L	77	97	8-7
3/4	(T) TORONTO	L	77	86	8-8
3/8	at Orlando	W	114	110	9-8
3/10	at Miami	L	77	88	9-9
3/11	(T) BOSTON	W	99	85	10-9
3/13	(T) TORONTO	W	86	75	11-9
3/14	at Detroit	W	85	72	12-9
3/16	at Indiana	W	85	79	13-9
3/17	(D) MIAMI	L	85	86	13-10
3/19	(D) PHOENIX	W	93	85	14-10
3/20	(D) MILWAUKEE	L	77	83	14-11
3/22	at New York	W	80	71	15-11
3/24	(D) INDIANA	W	103	102	16-11
3/26	(D) CHICAGO	W	93	81	17-11
3/27	(D)(#) PHILADELPHIA	W	103	99	18-11
3/29	at Indiana	W	83	82	19-11
3/30	(D) DETROIT	L	77	93	19-12

ATLANTA

Most points: 114 at Orlando (3/8)  
Least points: 67 (two times)

OPPONENT

Most points: 110 (Orlando, 3/8)  
Least points: 65 (Cleveland, 5/2)

## YEARLY RESULTS: 1999 - 2000



28-54 OVERALL (21-20 at home, 7-34 on the road)

## SEASON STATS

	G	Min	FGM	FGA	Pct	FTM	FTA	Pct	Reb	Asst	PF	Stl	Blk	Pts	Avg
Rider	60	2084	449	1072	.419	204	260	.785	258	219	132	41	6	1158	19.3
Jackson	79	2767	507	1235	.411	186	212	.877	394	230	167	57	10	1317	16.7
Henderson	82	2775	429	930	.461	224	334	.671	571	77	233	81	54	1083	13.2
Mutombo	82	2984	322	573	.562	298	421	.708	1157	105	248	27	269	942	11.5
Ellis	58	1309	209	464	.450	66	95	.695	290	59	133	32	25	487	8.4
Terry	81	1888	249	600	.415	113	140	.807	166	346	133	90	10	657	8.1
Coles	80	1924	276	607	.455	85	104	.817	172	290	178	58	11	645	8.1
McLeod	44	860	131	332	.395	54	70	.771	138	52	84	16	5	318	7.2
Glover	30	446	66	171	.386	51	70	.729	38	27	28	15	4	195	6.5
Wright	75	1205	180	361	.499	87	135	.644	305	21	203	29	40	448	6.0
Crawford	55	668	91	229	.397	63	81	.778	99	33	83	17	16	252	4.6
Bowdler	46	423	49	115	.426	24	38	.632	85	14	46	14	9	122	2.7
Barry (TOT)	16	159	15	33	.455	4	5	.800	12	33	23	2	0	41	2.6
Barry (ATL)	8	74	6	15	.400	3	3	1.000	4	16	9	0	0	19	2.4
Johnson	38	423	36	103	.350	19	24	.792	39	59	41	23	2	92	2.4

3-pt. field goals: Atlanta 258-814 (.317) - Rider 56-180 (.311), Jackson 117-303 (.386), Henderson 1-10 (.100), Ellis 3-21 (.143), Terry 46-157 (.293), Coles 8-39 (.205), McLeod 2-13 (.154), Glover 12-45 (.267), Wright 1-3 (.333), Crawford 7-27 (.259), Bowdler 0-1 (.000), Barry 7-18 (.389), Johnson 1-6 (.167). Opponents 373-1015 (.367).

## RESULTS

(#, overtime; #2, double OT; #3, three OT; #4, four OT)

Date	Opponent	W/L	At.	Opp.	Record
11/2	at Washington	L	87	94	0-1
11/4	MILWAUKEE	L	109	119	0-2
11/6	CHICAGO	W	113	97	1-2
11/8	at Denver	L	100	115	1-3
11/10	(#) at Vancouver	L	97	102	1-4
11/13	at Portland	L	95	131	1-5
11/14	at LA Lakers	L	88	95	1-6
11/16	CHARLOTTE	W	103	98	2-6
11/19	at Indiana	W	105	99	3-6
11/20	ORLANDO	L	103	107	3-7
11/23	MIAMI	W	113	106	4-7
11/24	at Miami	L	91	93	4-8
11/26	at Detroit	L	91	93	4-9
11/27	BOSTON	W	94	84	5-9
11/30	at Toronto	W	107	89	6-9
12/2	SACRAMENTO	W	110	100	7-9
12/4	DETROIT	W	112	110	8-9
12/8	LA CLIPPERS	W	99	81	9-9
12/10	GOLDEN STATE	L	99	107	9-10
12/11	at Cleveland	L	116	127	9-11
12/14	MINNESOTA	W	105	94	10-11
12/16	LA LAKERS	L	88	95	10-12
12/18	UTAH	L	96	106	10-13
12/19	at New Jersey	L	88	96	10-14
12/22	at Boston	L	81	98	10-15
12/23	CLEVELAND	W	108	90	11-15
12/27	at Charlotte	L	104	108	11-16
12/29	INDIANA	L	89	116	11-17
12/30	(#) at Detroit	L	105	106	11-18
1/4	at Milwaukee	L	113	116	11-19
1/5	DETROIT	L	108	120	11-20
1/7	TORONTO	W	105	97	12-20
1/8	at Dallas	L	85	95	12-21
1/14	at Chicago	W	89	83	13-21
1/15	PHILADELPHIA	L	98	101	13-22
1/17	MILWAUKEE	L	101	107	13-23
1/19	at Philadelphia	L	89	107	13-24
1/21	at Miami	L	79	101	13-25
1/22	WASHINGTON	W	111	93	14-25
1/25	CHICAGO	W	96	89	15-25
1/28	(#) NEW YORK	W	98	96	16-25
1/29	at Orlando	L	87	103	16-26
2/2	at New Jersey	W	97	89	17-26
2/4	PORTLAND	L	90	97	17-27
2/5	at Cleveland	W	102	94	18-27
2/8	at Toronto	L	88	109	18-28
2/9	HOUSTON	W	116	100	19-28
ALL-STAR BREAK					
2/15	NEW JERSEY	W	103	86	20-28
2/18	at Phoenix	L	73	85	20-29
2/21	at Utah	L	94	96	20-30
2/23	at Sacramento	W	100	94	21-30
2/25	at Seattle	W	95	87	22-30
2/26	at LA Clippers	L	77	78	22-31
2/28	at Golden State	L	75	80	22-32
3/1	WASHINGTON	L	83	102	22-33
3/3	NEW YORK	W	83	70	23-33
3/4	SEATTLE	L	81	93	23-34
3/6	at Milwaukee	L	78	111	23-35
3/7	at Chicago	L	82	89	23-36
3/9	SAN ANTONIO	L	79	105	23-37
3/11	VANCOUVER	W	91	86	24-37
3/14	at San Antonio	L	79	94	24-38
3/15	INDIANA	L	107	113	24-39
3/17	BOSTON	L	90	114	24-40
3/19	DALLAS	L	85	89	24-41
3/21	MIAMI	W	82	77	25-41
3/22	at Orlando	L	90	103	25-42
3/24	at New York	L	83	95	25-43
3/25	CHARLOTTE	L	70	86	25-44
3/28	DENVER	W	116	111	26-44
3/30	PHOENIX	L	74	118	26-45
4/1	at Houston	L	93	115	26-46
4/4	(#) at Minnesota	L	76	86	26-47
4/5	at Philadelphia	L	86	107	26-48
4/7	TORONTO	L	84	104	26-49
4/8	at Washington	L	98	108	26-50
4/10	at Boston	L	94	99	26-51
4/12	at Charlotte	L	87	119	26-52
4/14	PHILADELPHIA	L	92	104	26-53
4/16	CLEVELAND	W	104	101	27-53
4/18	(#2) NEW JERSEY	W	111	109	28-53
4/19	at Indiana	L	92	111	28-54

ATLANTA

Most points: 116 (three times)  
Least points: 70 vs. Charlotte (3/25)

OPPONENT

Most points: 127 (Cleveland, 12/11)  
Least points: 70 (New York, 3/3)

## YEARLY RESULTS: 2000 - 01

25-57 OVERALL (18-23 at home, 7-34 on the road)

## SEASON STATS

	G	Min	FGM	FGA	Pct	FTM	FTA	Pct	Reb	Asst	PF	Stl	Blk	Pts	Avg
Terry	82	3089	596	1367	.436	303	358	.846	269	403	204	104	12	1619	19.7
Jackson	17	550	77	217	.355	73	85	.859	79	50	42	19	4	243	14.3
Ratliff (TOT)	50	1800	228	457	.499	165	217	.760	413	186	165	30	187	621	12.4
Wright	71	1988	363	811	.448	155	216	.718	535	87	232	42	63	881	12.4
Kukoc (TOT)	65	1597	275	582	.473	101	160	.631	259	199	98	48	11	721	11.1
Kukoc (ATL)	17	618	124	252	.492	49	72	.681	97	106	36	13	5	335	19.7
Henderson	73	1810	298	671	.444	173	271	.638	180	50	164	51	29	769	10.5
McLeod	34	907	144	330	.436	45	51	.862	118	58	88	23	8	335	9.9
Mutombo	49	1716	169	354	.477	107	154	.695	693	54	139	20	137	445	9.1
Mohammed (TOT)	58	912	176	369	.477	89	126	.706	307	19	113	29	35	441	7.6
Moham. (ATL)	28	716	135	281	.480	75	98	.765	252	17	73	23	28	345	12.3
Crawford	47	901	122	270	.452	68	83	.819	110	37	117	21	16	318	6.8
Maloney	55	1403	146	348	.420	26	34	.765	117	154	94	56	5	369	6.7
Knight (TOT)	53	1457	139	371	.375	54	66	.818	168	311	155	101	4	333	6.3
Knight (ATL)	47	1364	137	356	.385	49	60	.817	161	286	138	95	3	324	6.9
Glover	57	929	141	336	.420	47	69	.881	131	69	92	49	10	338	5.9
Robinson (TOT)	34	632	67	184	.364	21	24	.875	87	36	46	28	2	199	5.9
Robinson (ATL)	33	631	67	184	.364	21	24	.875	87	36	46	28	2	199	6.0
D. Johnson	78	1313	146	390	.374	64	87	.736	178	64	134	43	30	397	5.1
Mottola	73	989	123	277	.444	73	90	.811	174	25	163	11	9	319	4.4
Bowdler	44	375	53	114	.465	33	40	.825	77	4	45	10	21	140	3.2
Smith	6	78	8	23	.348	1	2	.500	3	10	12	7	0	17	2.8
A. Johnson	25	279	26	71	.366	12	17	.706	23	34	41	17	5	64	2.6
Miller	2	6	1	2	.500	0	0	—	2	0	0	0	0	2	0.0
Bowman	3	19	0	2	.000	0	0	—	2	7	0	0	0	0	0.0
Colson	3	14	0	5	.000	0	0	—	3	3	0	0	0	0	0.0
Panko	1	1	0	0	.000	0	0	—	0	0	0	0	0	0	0.0
Sanchez	5	34	0	7	.000	0	0	—	1	5	3	2	0	0	0.0

3-pt. field goals: Atlanta 333-933 (.357) - Terry 124-314 (.395), Jackson 16-38 (.421), Wright 0-2 (.000), Kukoc 38-79 (.481), Henderson 0-1 (.000), McLeod 2-21 (.095), Mohammed 0-1 (.000), Crawford 6-22 (.273), Maloney 51-142 (.359), Knight 1-10 (.100), Glover 9-46 (.196), Robinson 44-116 (.379), D. Johnson 41-127 (.323), Mottola 0-3 (.000), Bowdler 1-5 (.200), Smith 0-2 (.000), A. Johnson 0-3 (.000), Colson 0-1 (.000), Opponents 396-1080 (.367).

## RESULTS

Date	Opponent	W/L	Atl.	Opp.	Record
10/31	CHARLOTTE	L	82	106	0-1
11/2	at New York	L	69	94	0-2
11/4	ORLANDO	L	104	107	0-3
11/6	at Vancouver	L	87	97	0-4
11/7	at Portland	L	88	97	0-5
11/9	at Phoenix	L	79	88	0-6
11/10	at LA Clippers	L	106	115	0-7
11/14	PORTLAND	W	99	97	1-7
11/15	at Milwaukee	L	74	84	1-8
11/17	at Boston	L	99	106	1-9
11/18	MINNESOTA	L	84	94	1-10
11/22	NEW YORK	W	78	74	2-10
11/24	PHILADELPHIA	L	67	76	2-11
11/25	at Orlando	L	92	114	2-12
11/28	at Washington	W	102	75	3-12
11/30	CHICAGO	L	82	91	3-13
12/2	MILWAUKEE	W	101	94	4-13
12/5	MIAMI	L	92	100	4-14
12/8	at Miami	L	76	80	4-15
12/9	at Cleveland	L	90	97	4-16
12/12	SACRAMENTO	W	107	99	5-16
12/13	at Detroit	L	69	92	5-17
12/15	at Chicago	W	85	74	6-17
12/16	NEW JERSEY	L	83	89	6-18
12/19	NEW YORK	W	87	77	7-18
12/22	at Toronto	W	78	72	8-18
12/23	INDIANA	W	91	87	9-18
12/26	at New Jersey	W	81	76	10-18
12/28	at Minnesota	L	81	88	10-19
12/29	CLEVELAND	L	85	97	10-20
1/2	BOSTON	W	92	81	11-20
1/3	at Philadelphia	L	80	98	11-21
1/6	ORLANDO	W	83	82	12-21
1/9	SEATTLE	L	86	95	12-22
1/11	GOLDEN STATE	W	107	96	13-22
1/13	LA CLIPPERS	W	108	88	14-22
1/15	NEW JERSEY	L	78	84	14-23
1/18	at Indiana	L	76	84	14-24
1/21	at Washington	L	90	94	14-25
1/23	at Boston	L	82	83	14-26
1/26	WASHINGTON	L	99	106	14-27

## ATLANTA

Most points: 124 vs. Detroit (4/14)  
Least points: 65 at New York (4/13)

(#, overtime; #2, double OT; #3, three OT; #4, four OT)

Date	Opponent	W/L	Atl.	Opp.	Record
1/27	at Cleveland	W	101	90	15-27
1/29	PHOENIX	L	82	95	15-28
1/31	TORONTO	W	102	97	16-28
2/2	MIAMI	L	80	91	16-29
2/3	at Orlando	L	84	96	16-30
2/5	DALLAS	L	81	91	16-31
2/6	at New Jersey	L	84	90	16-32
2/8	at Charlotte	L	84	101	16-33
ALL-STAR BREAK					
2/13	at Chicago	L	92	96	16-34
2/14	MILWAUKEE	L	98	102	16-35
2/17	at Seattle	W	101	94	17-35
2/18	at Golden State	W	98	91	18-35
2/20	at Sacramento	L	80	94	18-36
2/23	at LA Lakers	L	106	113	18-37
2/24	at Denver	L	82	95	18-38
2/26	at Utah	L	82	99	18-39
2/28	TORONTO	L	88	95	18-40
3/2	CHARLOTTE	L	99	105	18-41
3/3	at San Antonio	L	95	124	18-42
3/5	UTAH	L	102	109	18-43
3/7	HOUSTON	L	98	104	18-44
3/9	at Philadelphia	L	103	108	18-45
3/10	CHICAGO	W	93	90	19-45
3/13	VANCOUVER	W	109	99	20-45
3/16	at Indiana	L	97	103	20-46
3/17	DETROIT	L	90	106	20-47
3/19	LA LAKERS	W	108	106	21-47
3/22	SAN ANTONIO	L	101	115	21-48
3/23	at Toronto	L	86	112	21-49
3/25	at Milwaukee	L	98	105	21-50
3/27	(#) BOSTON	L	112	115	21-51
3/29	INDIANA	W	104	93	22-51
3/31	DENVER	W	99	88	23-51
4/5	at Dallas	L	94	108	23-52
4/7	at Houston	L	97	110	23-53
4/9	at Detroit	L	69	81	23-54
4/11	CLEVELAND	W	107	102	24-54
4/13	at New York	L	65	101	24-55
4/14	(#) DETROIT	L	124	129	24-56
4/16	at Charlotte	L	83	106	24-57
4/17	WASHINGTON	W	122	119	25-57

## OPPONENT

Most points: 129 (Detroit, 4/14)  
Least points: 72 (Toronto, 12/22)

## YEARLY RESULTS: 2001 - 02

33-49 OVERALL (23-18 at home, 10-31 on the road)

## SEASON STATS

	G	Min	FGM	FGA	Pct	FTM	FTA	Pct	Reb	Asst	PF	Stl	Blk	Pts	Avg
Abdur-Rahim	77	2980	598	1297	.461	419	523	.801	696	239	214	98	81	1636	21.2
Terry	78	2967	524	1219	.430	284	340	.835	270	444	156	144	13	1504	19.3
Kukoc	59	1494	211	504	.419	109	153	.712	218	210	91	48	17	584	9.9
Mohammed	82	2168	329	713	.461	137	222	.617	651	33	252	63	61	795	9.7
Glover	55	1156	192	456	.421	78	103	.757	169	84	89	45	14	492	8.9
Ratliff	3	82	10	20	.500	6	11	.545	16	1	8	1	8	26	8.7
Johnson	72	1727	214	540	.396	85	105	.810	247	81	163	62	56	602	8.4
Newble	42	1273	131	263	.498	75	88	.852	222	45	117	38	20	338	8.0
Crawford	7	131	21	45	.467	11	15	.733	25	5	21	2	5	53	7.6
Davis	28	774	70	198	.354	16	18	.889	74	68	68	27	5	185	6.6
Vaughn	82	1856	206	438	.470	104	126	.825	168	349	183	65	2	540	6.6
Henderson	26	422	59	116	.509	24	45	.533	97	11	40	11	15	143	5.5
Mottola	82	1371	169	384	.440	57	76	.750	268	50	174	20	19	396	4.8
Strickland	46	654	91	204	.446	25	44	.568	131	20	48	19	17	208	4.5
Bowdler	52	585	61	174	.351	39	47	.830	110	11	64	18	15	162	3.1
Smith	14	100	10	26	.385	11	17	.647	31	3	12	5	1	31	2.2

3-pt. field goals: Atlanta 423-1194 (.354) - Abdur-Rahim 21-70 (.300), Terry 172-444 (.387), Kukoc 53-171 (.310), Mohammed 0-1 (.000), Glover 30-91 (.330), Johnson 89-247 (.360), Newble 1-7 (.143), Crawford 0-1 (.000), Davis 29-85 (.341), Vaughn 24-54 (.444), Henderson 1-1 (.000), Mottola 1-13 (.077), Strickland 1-4 (.250), Bowdler 1-5 (.200), Opponents 472-1329 (.355).

## RESULTS

Date	Opponent	W/L	Atl.	Opp.	Record
10/30	(#) at Houston	L	84	89	0-1
11/1	WASHINGTON	L	88	98	0-2
11/3	MIAMI	W	90	83	1-2
11/5	at LA Clippers	L	86	109	1-3
11/7	at Utah	L	89	96	1-4
11/8	at Phoenix	L	80	108	1-5
11/10	at San Antonio	L	88	110	1-6
11/14	UTAH	W	111	79	2-6
11/16	at Philadelphia	L	78	98	2-7
11/17	BOSTON	W	112	103	3-7
11/20	at Indiana	L	102	106	3-8
11/21	at Boston	W	92	85	4-8
11/23	DETROIT	W	106	99	5-8
11/24	at Milwaukee	L	88	95	5-9
11/26	at New York	L	83	88	5-10
11/28	NEW YORK	L	100	105	5-11
11/29	at Cleveland	W	105	96	6-11
12/1	TORONTO	L	103	104	6-12
12/5	SAN ANTONIO	L	112	120	6-13
12/7	at Orlando	L	94	129	6-14

## YEARLY RESULTS: 2002 - 03

35-47 OVERALL (26-15 at home, 9-32 on the road)



## SEASON STATS

	G	Min	FGM	FGA	Pct	FTM	FTA	Pct	Reb	Asst	PF	Stl	Blk	Pts	Avg
Robinson	69	2591	539	1248	.432	268	306	.876	457	205	183	91	26	1436	20.8
Abdur-Rahim	81	3087	566	1183	.478	455	541	.841	677	242	240	76	38	1608	19.9
Terry	81	3081	488	1141	.428	259	292	.887	279	600	175	126	14	1395	17.2
Glover	76	1890	277	648	.427	127	162	.784	282	141	146	71	15	737	9.7
Ratliff	81	2518	276	595	.464	154	214	.720	607	73	271	56	262	706	8.7
Newble	73	1931	231	467	.495	70	90	.778	271	99	174	50	26	564	7.7
Wilks	15	364	29	81	.358	21	29	.724	41	42	38	16	1	85	5.7
Henderson	82	1494	153	327	.468	88	138	.638	398	41	168	33	32	394	4.8
Crawford	5	38	8	13	.615	7	8	.875	7	1	7	2	3	24	4.8
Mohammed	35	445	67	159	.421	26	41	.634	129	6	79	16	21	160	4.6
Benjamin	9	152	13	43	.302	12	16	.750	31	10	20	1	2	40	4.4
Davis	24	340	32	88	.364	17	22	.773	43	36	28	12	2	88	3.7
Dickau	50	515	70	170	.412	21	26	.808	43	85	66	14	2	183	3.7
Ham	75	926	71	159	.447	38	79	.481	153	38	127	16	19	180	2.4
Jackson (TOT)	53	559	40	110	.364	40	55	.727	57	74	51	19	6	121	2.3
Jackson (ATL)	29	273	19	42	.452	17	28	.607	32	35	27	10	3	55	1.9
Moore (TOT)	8	43	5	13	.385	8	10	.800	8	3	7	0	4	18	2.3
Moore (ATL)	5	31	5	12	.417	8	10	.800	7	3	1	0	2	18	3.6
Maloney	14	103	8	25	.320	3	5	.600	7	17	9	4	0	24	1.7
Harvey	4	32	2	5	.400	0	0	—	6	0	7	1	4	4	1.0
McCaskill	11	70	4	17	.235	3	4	.750	22	5	13	3	1	11	1.0
Williams	6	19	1	7	.143	0	0	—	2	0	4	2	0	2	0.3
Shirley	2	5	0	4	.000	0	0	—	1	0	0	0	0	0	0.0

3-pt. field goals: Atlanta 402-1141 (.352) - Robinson 90-263 (.342), Abdur-Rahim 21-60 (.350), Terry 160-431 (.371), Glover 56-158 (.354), Newble 32-84 (.381), Wilks 6-17 (.353), Henderson 0-2 (.000), Crawford 1-3 (.333), Benjamin 2-13 (.154), Davis 7-29 (.241), Dickau 22-61 (.361), Ham 0-3 (.000), Jackson 0-1 (.000), Maloney 5-15 (.333), Williams 0-1 (.000). Opponents 446-1243 (.359).

## RESULTS

Date	Opponent	W/L	Atl.	Opp.	Record
10/30	at New Jersey	L	94	105	0-1
10/31	UTAH	W	105	98	1-1
11/2	CHICAGO	W	98	92	2-1
11/5	at Denver	W	103	87	3-1
11/6	at Phoenix	L	88	93	3-2
11/8	at Utah	L	97	110	3-3
11/10	at Sacramento	L	97	105	3-4
11/12	at L.A. Lakers	W	95	83	4-4
11/16	NEW ORLEANS	W	89	82	5-4
11/18	TORONTO	W	117	92	6-4
11/20	MINNESOTA	L	93	103	6-5
11/22	(#2) at Boston	L	98	105	6-6
11/23	BOSTON	L	99	109	6-7
11/26	(#) SEATTLE	W	119	116	7-7
11/27	at New Orleans	L	94	106	7-8
11/29	(#) MIAMI	W	100	94	8-8
11/30	at Orlando	L	92	117	8-9
12/3	at New Jersey	L	72	87	8-10
12/5	MILWAUKEE	W	98	80	9-10
12/7	DETROIT	W	94	92	10-10
12/11	at Detroit	L	80	91	10-11
12/12	at Minnesota	L	95	113	10-12
12/14	PHOENIX	L	88	102	10-13
12/17	WASHINGTON	L	99	109	10-14
12/20	at Houston	L	82	101	10-15
12/21	PHILADELPHIA	W	79	77	11-15
12/23	at Indiana	W	97	112	11-16
12/27	SAN ANTONIO	W	81	79	12-16
12/28	at Washington	L	76	84	12-17
12/30	at Miami	L	84	93	12-18
1/1	MIAMI	L	73	107	12-19
1/4	DETROIT	L	86	90	12-20
1/6	NEW JERSEY	L	94	101	12-21
1/8	DALLAS	L	99	117	12-22
1/10	HOUSTON	W	84	75	13-22
1/11	NEW ORLEANS	W	87	80	14-22
1/14	at Milwaukee	L	88	97	14-23
1/15	at Boston	L	66	86	14-24
1/17	at San Antonio	L	93	106	14-25
1/18	NEW YORK	L	92	95	14-26
1/20	CHICAGO	L	102	115	14-27

## ATLANTA

Most points: 119 vs. Seattle (11/26)  
Least points: 66 at Boston (1/15)

(#, overtime; #2, double OT; #3, three OT; #4, four OT)

Date	Opponent	W/L	Atl.	Opp.	Record
1/22	(#2) PORTLAND	L	110	112	14-28
1/24	SACRAMENTO	W	115	104	15-28
1/25	(#) at Cleveland	W	102	101	16-28
1/28	at New York	L	98	103	16-29
1/29	at Philadelphia	W	97	83	17-29
1/31	CLEVELAND	W	96	91	18-29
2/2	ORLANDO	W	97	89	19-29
2/3	at Miami	L	79	99	19-30
ALL-STAR BREAK					
2/11	GOLDEN STATE	L	113	116	19-31
2/12	at Toronto	L	96	97	19-32
2/14	(#) at Indiana	L	97	98	19-33
2/16	INDIANA	W	99	86	20-33
2/18	at Dallas	L	79	105	20-34
2/22	at L.A. Clippers	W	89	87	21-34
2/23	at Golden State	L	93	115	21-35
2/25	at Portland	L	86	89	21-36
2/26	at Seattle	L	76	93	21-37
2/28	at Chicago	W	110	88	22-37
3/2	at Milwaukee	L	93	120	22-38
3/4	DENVER	W	92	86	23-38
3/5	at Cleveland	W	111	105	24-38
3/8	TORONTO	L	98	107	24-39
3/10	L.A. CLIPPERS	W	95	86	25-39
3/12	MILWAUKEE	W	111	92	26-39
3/14	NEW YORK	W	107	104	27-39
3/16	at Memphis	L	92	124	27-40
3/18	at Chicago	L	78	103	27-41
3/19	at Toronto	L	86	87	27-42
3/21	at Philadelphia	W	114	105	28-42
3/22	INDIANA	W	92	89	29-42
3/25	L.A. LAKERS	L	91	108	29-43
3/26	(#) at Detroit	L	89	102	29-44
3/29	PHILADELPHIA	L	89	110	29-45
4/3	WASHINGTON	W	91	89	30-45
4/5	MEMPHIS	W	97	91	31-45
4/8	at New York	L	95	99	31-46
4/9	NEW JERSEY	W	97	92	32-46
4/11	CLEVELAND	W	109	89	33-46
4/12	at Washington	W	101	100	34-46
4/14	ORLANDO	W	100	86	35-46
4/16	at New Orleans	L	77	92	35-47

## OPPONENT

Most points: 124 (Memphis, 3/16)  
Least points: 75 (Houston, 1/10)

## YEARLY RESULTS: 2003 - 04

28-54 OVERALL (18-23 at home, 10-31 on the road)



## SEASON STATS

	G	Min	FGM	FGA	Pct	FTM	FTA	Pct	Reb	Asst	PF	Stl	Blk	Pts	Avg
Abdur-Rahim	53	1956	383	790	.485	294	334	.880	495	127	147	44	19	1065	20.1
Wallace	1	42	8	24	.333	3	3	1.000	6	2	0	1	5	20	20.0
Jackson	80	2940	536	1261	.425	233	297	.785	370	244	216	142	20	1450	18.1
Terry	81	3018	499	1196	.417	215	260	.827	336	437	192	124	16	1359	16.8
Collier	20	545	79	165	.479	67	85	.788	111	17	71	11	11	226	11.3
Crawford	56	1207	211	471	.448	103	119	.866	175	45	131	37	20	569	10.2
Glover	55	1465	205	524	.391	110	142	.775	237	115	106	40	17	556	10.1
Ratliff	53	1648	171	373	.458	96	147	.653	381	51	189	30	166	438	8.3
Sura (TOT)	80	1663	202	485	.416	171	226	.757	326	233	158	62	14	596	7.5
Sura (ATL)	27	956	131	312	.420	123	157	.783	223	144	72	25	5	397	14.7
Mohammed	53	938	138	280	.493	69	110	.627	267	20	113	22	27	345	6.5
Person (TOT)	58	1037	126	314	.401	31	39	.795	117	66	38	19	9	338	5.8
Person (ATL)	9	132	13	39	.333	6	6	1.000	25	5	5	3	1	40	4.4
Nailon	27	300	63	138	.457	16	19	.842	63	17	48	10	7	142	5.3
Diaw	76	1919	140	313	.447	56	93	.602	342	182	191	59	37	342	4.5
Henderson	6	68	10	21	.476	4	6	.667	21	2	1	1	2	24	3.8
Vaughn	71	1271	107	277	.386	53	68	.779	116	195	126	44	2	270	3.8
Rebraca (TOT)	24	273	34	77	.442	23	30	.767	58	6	52	5	11	91	3.8
Rebraca (ATL)	3	51	12	23	.522	1	2	500	9	2	7	0	2	25	8.3
N'diaye (TOT)	28	366	27	69	.391	44	59	.746	112	0	59	8	25	98	3.5
N'diaye (ATL)	25	359	27	68	.397	44	59	.746	111	0	58	8	24	98	3.9
Hansen	41	507	46	130	.354	22	27	.815	70	19	67	10	9	123	3.0
Przybylla (TOT)	17	347	18	50	.360	13	31	.419	111	7	53	5	17	49	2.9
Przybylla (ATL)	12	314	18	50	.360	12	29	.414	101	4	48	5	17	48	4.0
Dickau	23	143	21	49	.429	4	6	.667	16	18	22	9	0	49	2.1
Fuller	4	43	3	8	.375	2	6	.333	11	2	5	0	1	8	2.0
Davis	4	23	2	5	.400	1	1	1.000	5	0	3	0	0	5	1.3
Bradley (TOT)	16	98	7	15	.467	1	2	.500	23	1	14	3	0	15	0.9
Bradley (ATL)	11	60	6	12	.500	0	0	—	12	0	8	2	0	12	1.1

3-pt. field goals: Atlanta 419-1249 (.335) - Abdur-Rahim 5-23 (.217), Wallace 1-6 (.167), Jackson 145-427 (.340), Terry 146-421 (.347), Collier 1-4 (.250), Crawford 44-113 (.389), Glover 36-105 (.343), Sura 12-43 (.279), Person 8-19 (.421), Vaughn 3-20 (.150), Hansen 9-30 (.300), Dickau 3-10 (.300), Davis 0-2 (.000). Opponents 482-1345 (.358).

## RESULTS

Date	Opponent	W/L	Atl.	Opp.	Record
10/29	(#) at New Orleans	L	83	88	0-1
10/31	at Chicago	L	94	100	0-2
11/1	(#) INDIANA	L	99	103	0-3
11/3	NEW ORLEANS	W	90	80	1-3
11/5	at Golden State	L	72	99	1-4
11/8	at Portland	L	83	90	1-5
11/9	at Seattle	W	91	81	2-5
11/11	at L.A. Clippers	L	103	115	2-6
11/12	at Phoenix	W	99	94	3-6
11/15	NEW JERSEY	L	85	100	3-7
11/17	WASHINGTON	L	97	106	3-8
11/18	at Milwaukee	W	101	93	4-8
11/21	at San Antonio	L	75	114	4-9
11/22	CLEVELAND	W	92	83	5-9
11/24	DETROIT	L	89	94	5-10
11/26	(#) TORONTO	L	97	99	5-11
11/28	MIAMI	W	95	83	6-11
11/29	at Philadelphia	L	86	98	6-12
12/2	MILWAUKEE	L	94	106	6-13
12/5	at Toronto	L	87	92	6-14
12/6	at Cleveland	L	85	95	6-15
12/9	DENVER	W	112	98	7-15
12/10	at Memphis	L	90	103	7-16
12/12	at Indiana	L	92	103	7-17
12/13	ORLANDO	L	102	105	7-18
12/16	at Miami	L	79	97	7-19
12/17	GOLDEN STATE	L	85	98	7-20
12/19	SACRAMENTO	L	86	98	7-21
12/20	at New York	L	92	103	7-22
12/23	BOSTON	W	93	88	8-22
12/26	at New Orleans	L	79	109	8-23
12/27	DETROIT	L	84	87	8-24
12/30	at Washington	W	83	73	9-24
1/2	at Minnesota	L	75	93	9-25
1/3	at Denver	W	84	76	10-25
1/6	at Sacramento	L	89	105	10-26
1/9	at L.A. Lakers	L	67	113	10-27
1/10	at Phoenix	L	71	92	10-28
1/13	SAN ANTONIO	W	86	77	11-28
1/14	at Indiana	L	78	85	11-29
1/17	TORONTO	W	75	70	12-29

## YEARLY RESULTS: 2004 - 05

13-69 OVERALL (9-32 at home, 4-37 on the road)

## SEASON STATS

	G	Min	FGM	FGA	Pct	FTM	FTA	Pct	Reb	Asst	PF	Stl	Blk	Pts	Avg
Walker	53	2128	420	1013	.415	157	294	.534	497	194	147	64	32	1082	20.4
Harrington	66	2550	453	986	.459	236	351	.672	461	208	249	85	16	1158	17.5
Delk	56	1340	246	591	.416	103	136	.757	130	104	123	47	3	667	11.9
Lue (TOT)	70	2007	295	654	.451	142	165	.861	149	322	168	33	0	787	11.2
Lue (ATL)	49	1528	247	532	.464	128	147	.871	109	264	120	25	0	662	13.5
Childress	80	2376	302	642	.470	190	231	.823	482	151	184	74	35	807	10.1
J. Smith	74	2050	274	602	.455	163	237	.688	457	127	157	59	144	715	9.7
Drobnjak	71	1435	238	543	.438	96	120	.800	238	49	138	42	24	597	8.4
Collier	70	942	174	376	.463	48	71	.676	184	18	147	15	13	402	5.7
Ekezie	42	732	79	182	.434	72	93	.774	179	11	129	22	12	230	5.5
Barry	16	275	31	77	.403	10	13	.769	21	28	28	14	2	83	5.2
Gugliotta (TOT)	47	966	99	241	.411	33	43	.767	191	68	104	41	17	239	5.1
Gugliotta (ATL)	27	748	88	204	.431	29	37	.784	148	56	81	32	13	213	7.9
Anderson	39	717	81	190	.426	27	37	.730	83	98	81	33	0	195	5.0
Diaw	66	1201	124	294	.422	57	77	.740	170	149	0	37	18	314	4.8
Ivey	62	809	85	198	.429	47	67	.701	84	103	140	39	7	220	3.5
D. Smith	38	433	44	113	.389	33	48	.688	52	39	50	23	5	127	3.3
Willis	29	344	35	90	.389	17	23	.739	76	9	53	8	7	87	3.0
Thomas (TOT)	11	117	12	20	.600	2	6	.333	37	4	13	4	4	26	2.4
Thomas (ATL)	2	5	1	2	.500	0	0	—	2	0	1	0	0	2	1.0
Stewart (TOT)	12	145	11	21	.524	3	7	.429	40	5	32	6	5	25	2.1
Stewart (ATL)	12	145	11	21	.524	3	7	.429	40	5	32	6	5	25	2.1
Miller	2	9	2	3	.667	0	0	—	1	1	2	1	0	4	2.0
McCoy	10	88	7	13	.538	1	5	.200	21	0	24	3	8	15	1.5

3-pt. field goals: Atlanta 304-973 (.312) - Walker 85-268 (.317), Delk 72-202 (.356), Lue 40-110 (.364), Drobnjak 25-71 (.352), Harrington 16-74 (.216), Childress 13-56 (.232), Barry 11-32 (.344), Diaw 9-50 (.180), Gugliotta 8-26 (.308), Anderson 6-13 (.462), Collier 6-14 (.429), D. Smith 6-22 (.273), J. Smith 4-23 (.174), Ivey 3-9 (.333), Willis 0-2 (.000), Ekezie 0-1 (.000), Opponents 467-1232 (.379).

## RESULTS

Date	Opponent	W/L	Atl.	Opp.	Record
11/3	at Phoenix	L	82	112	0-1
11/5	at Seattle	L	85	106	0-2
11/7	at LA Lakers	L	90	106	0-3
11/9	CLEVELAND	L	79	93	0-4
11/12	at New Orleans	W	86	95	1-4
11/13	SAN ANTONIO	L	88	103	1-5
11/16	HOUSTON	W	88	84	2-5
11/17	at Indiana	L	86	93	2-6
11/20	UTAH	L	79	92	2-7
11/23	at New York	L	88	104	2-8
11/24	MIAMI	L	93	99	2-9
11/26	ORLANDO	L	99	117	2-10
11/27	at Charlotte	L	92	107	2-11
11/30	(#) NEW YORK	L	109	110	2-12
12/3	WASHINGTON	L	90	114	2-13
12/4	at New Jersey	L	88	109	2-14
12/6	PHILADELPHIA	W	96	92	3-14
12/8	MEMPHIS	L	89	97	3-15
12/10	at Detroit	W	88	72	4-15
12/11	NEW JERSEY	L	90	95	4-16
12/14	(#) INDIANA	L	97	108	4-17
12/15	at Houston	L	69	92	4-18
12/17	PORTLAND	L	84	100	4-19
12/18	at Dallas	L	68	90	4-20
12/22	DALLAS	W	113	100	5-20
12/27	at Miami	L	102	116	5-21
12/28	CLEVELAND	L	102	111	5-22
12/30	SEATTLE	L	79	94	5-23
1/2	at Washington	L	101	104	5-24
1/5	at Cleveland	L	85	101	5-25
1/7	SACRAMENTO	L	97	100	5-26
1/11	MILWAUKEE	W	103	80	6-26
1/14	at Boston	L	94	106	6-27
1/15	CHARLOTTE	W	103	95	7-27
1/17	NEW JERSEY	L	84	85	7-28
1/19	at Miami	L	92	111	7-29
1/21	at Chicago	L	85	95	7-30
1/22	BOSTON	W	100	96	8-30
1/24	CHICAGO	L	82	107	8-31
1/26	at Minnesota	L	87	104	8-32
1/28	MIAMI	L	96	106	8-33

## ATLANTA

Most points: 139 at New York (4/17)  
Least points: 68 (two times)

(#, overtime; #2, double OT; #3, three OT; #4, four OT)

Date	Opponent	W/L	Atl.	Opp.	Record
1/29	at Memphis	L	83	84	8-34
1/31	ORLANDO	W	80	79	9-34
2/2	at Detroit	L	84	99	9-35
2/4	at Philadelphia	L	85	103	9-36
2/5	INDIANA	L	79	84	9-37
2/7	LA LAKERS	W	114	108	10-37
2/10	at Orlando	L	96	101	10-38
2/12	at Milwaukee	L	83	113	10-39
2/15	DENVER	L	96	100	10-40
2/16	at Cleveland	L	89	111	10-41
2/22	ALL-STAR BREAK				
2/22	at Sacramento	L	104	114	10-42
2/23	at Golden State	L	96	101	10-43
2/25	at Portland	L	101	102	10-44
2/27	at LA Clippers	L	104	111	10-45
3/1	at Denver	L	74	97	10-46
3/2	at Utah	L	74	96	10-47
3/5	PHILADELPHIA	L	97	98	10-48
3/8	at Milwaukee	L	101	105	10-49
3/9	at Boston	L	91	95	10-50
3/11	(#) at Toronto	W	116	112	11-50
3/12	GOLDEN STATE	L	92	105	11-51
3/14	(#) DETROIT	L	108	114	11-52
3/16	WASHINGTON	L	93	122	11-53
3/18	NEW YORK	L	92	106	11-54
3/21	at Chicago	L	91	105	11-55
3/22	PHOENIX	L	94	105	11-56
3/25	at San Antonio	L	95	111	11-57
3/26	TORONTO	L	104	109	11-58
3/28	at Orlando	L	102	109	11-59
3/30	at Washington	L	99	102	11-60
4/1	BOSTON	L	100	116	11-61
4/3	LA CLIPPERS	L	91	111	11-62
4/5	NEW ORLEANS	L	86	96	11-63
4/8	(#) at Toronto	L	101	109	11-64
4/9	MINNESOTA	W	105	98	12-64
4/11	(#) CHARLOTTE	L	105	110	12-65
4/13	at Charlotte	L	84	105	12-66
4/16	CHICAGO	L	105	114	12-67
4/17	(#) at New York	W	139	135	13-67
4/19	DETROIT	L	68	95	13-68
4/20	at Philadelphia	L	86	110	13-69

## OPPONENT

Most points: 135 (New York, 4/17)  
Least points: 72 (Detroit, 12/10)

## YEARLY RESULTS: 2005 - 06

26-56 OVERALL (18-23 at home, 8-33 on the road)

## SEASON STATS

	G	Min	FGM	FGA	Pct	FTM	FTA	Pct	Reb	Asst	PF	Stl	Blk	Pts	Avg
Johnson	82	3340	632	1395	.453	261	330	.791	335	536	187	103	31	1653	20.2
Harrington	76	2782	551	1220	.452	243	350	.694	523	238	301	85	14	1411	18.6
Pachulia	78	2452	307	681	.451	297	404	.735	613	129	286	89	39	911	11.7
J. Smith	80	2559	329	774	.425	210	292	.719	531	191	260	64	208	902	11.3
Lue	51	1234	192	418	.459	118	138	.855	82	157	113	26	3	560	11.0
Childress	74	2249	278	504	.552	154	201	.766	387	131	184	86	39	742	10.0
Stoudamire	61	1236	204	492	.415	99	110	.900	116	75	118	27	3	589	9.7
Williams	79	1952	235	531	.443	189	253	.747	383	63	227	48	24	672	8.5
Grundy	12	108	19	38	.500	9	14	.643	17	9	14	7	0	52	4.3
Ivey	73	978	116	264	.439	24	33	.727	96	74	147	24	7	260	3.6
Delk	1	7	0	1	.000	2	2	1.000	2	0	0	0	0	2	2.0
Batista	57	495	34	80	.425	33	53	.623	144	7	111	15	11	101	1.8
Edwards	40	296	31	64	.484	8	11	.727	48	5	76	3	15	70	1.8
D. Smith	23	127	15	27	.556	6	12	.500	14	9	20	8	0	38	1.7
Thomas	11	66	3	7	.429	3	4	.750	10	1	10	2	0	9	0.8

3-pt. field goals: Atlanta 424-1154 (.367) - Johnson 128-360 (.356), Stoudamire 82-216 (.380), Harrington 66-191 (.346), Lue 58-127 (.457), J. Smith 34-110 (.309), Childress 32-65 (.492), Williams 13-53 (.245), Grundy 5-15 (.333), Ivey 4-10 (.400), D. Smith 2-4 (.500), Pachulia 0-2 (.000), Batista 0-1 (.000), Opponents 444-1205 (.368).

## RESULTS

Date	Opponent	W/L	Atl.	Opp.	Record
11/2	at Golden State	L	97	122	0-1
11/4	at LA Clippers	L	77	92	0-2
11/5	at Portland	L	93	94	0-3
11/8	LA LAKERS	L	97	103	0-4
11/10	LA CLIPPERS	L	95	102	0-5
11/12	MEMPHIS	L	84	85	0-6
11/15	at San Antonio	L	79	103	0-7
11/17	at Dallas	L	78	87	0-8
11/18	at NOK	L	92	95	0-9
11/23	BOSTON	W	120	117	1-9
11/25	at Indiana	W	87	85	2-9
11/27	PORTLAND	L	75	77	2-10
11/29	at Houston	L	85	100	2-11
11/30	MIAMI	L	74	96	2-12
12/2	TORONTO	L	101	102	2-13
12/4	at Phoenix	L	94	112	2-14
12/6	at Denver	L	116	125	2-15
12/7	at Utah	L	83	95	2-16
12/10	SAN ANTONIO	W	94	84	3-16
12/13	at Cleveland	W	100	94	4-16
12/14	at Philadelphia	L	101	106	4-17
12/16	NEW YORK	W	122	111	5-17
12/18	(#) DENVER	W	110	107	6-17
12/20	at Miami	L	92	111	6-18
12/23	PHILADELPHIA	W	111	108	7-18
12/27	CHARLOTTE	L	90	93	7-19
12/28	at Toronto	L	102	108	7-20
12/30	at New Jersey	L	91	99	7-21
1/3	TORONTO	L	97	108	7-22
1/6	at Boston	W	103	98	8-22
1/7	NOK	W	101	93	9-22
1/10	BOSTON	L	94	98	9-23
1/11	at Washington	L	72	103	9-24
1/13	at New York	L	94	105	9-25
1/14	(#) WASHINGTON	L	106	114	9-26
1/16	HOUSTON	W	94	83	10-26
1/18	DETROIT	L	89	117	10-27
1/20	MILWAUKEE	L	102	118	10-28
1/23	INDIANA	W	104	94	11-28
1/25	CLEVELAND	L	97	106	11-29
1/27	PHOENIX	L	106	119	11-30
1/28	at Chicago	L	99	111	11-31
1/30	NEW YORK	W	120	101	12-31

## YEARLY RESULTS: 2006 - 07



30-52 OVERALL (18-23 at home, 12-29 on the road)

## SEASON STATS

	G	Min	FGM	FGA	Pct	FTM	FTA	Pct	Reb	Asst	PF	Stl	Blk	Pts	Avg
J. Johnson	57	2359	536	1139	.471	235	314	.748	239	249	115	60	11	1426	25.0
Smith	72	2647	436	993	.439	268	387	.693	621	236	241	101	207	1178	16.4
M. Williams	64	2179	306	706	.433	216	265	.815	337	121	191	52	30	839	13.1
Childress	55	2024	261	518	.504	167	210	.795	340	127	118	58	36	715	13.0
Pachulia	72	2026	291	614	.474	293	373	.786	500	106	267	77	36	875	12.2
Lue	56	1488	218	524	.416	144	163	.883	104	201	101	24	0	636	11.4
Stoudamire	61	1034	177	425	.416	61	68	.897	74	61	88	21	2	471	7.7
S. Williams	81	1514	166	365	.455	110	144	.764	435	44	199	52	39	444	5.5
A. Johnson (TOT)	67	1300	142	343	.414	46	61	.754	101	201	119	33	3	355	5.3
A. Johnson (ATL)	27	739	82	197	.416	25	32	.781	53	123	51	17	2	203	7.5
Claxton	42	1054	91	278	.327	33	60	.550	81	185	131	72	4	221	5.3
Jones	58	666	65	128	.508	59	75	.787	136	11	124	11	42	189	3.3
Medvedenko	14	81	12	29	.414	17	20	.850	14	2	16	0	2	42	3.0
Ivey	53	539	64	143	.448	24	35	.686	51	45	62	24	4	157	3.0
Thompson	6	50	6	15	.400	5	6	.833	8	2	2	0	0	17	2.8
Wright	67	1035	82	183	.448	9	32	.281	216	40	204	28	28	173	2.6
Freije	19	147	16	54	.296	5	6	.833	24	7	13	3	1	40	2.1
Richardson	5	19	3	6	.500	0	0	---	2	0	2	1	0	8	1.6
Batista	13	81	8	16	.500	4	7	.571	30	4	13	3	0	20	1.5
Bozeman	23	199	11	39	.282	2	6	.333	23	9	32	5	2	26	1.1

3-pt. field goals: Atlanta 341-1038 (.329) - J. Johnson 119-312 (.381), Stoudamire 56-155 (.361), Lue 56-161 (.348), Smith 38-152 (.250), Childress 26-77 (.338), A. Johnson 14-44 (.318), M. Williams 11-45 (.244), Claxton 6-28 (.214), Ivey 5-16 (.313), Freije 3-22 (.136), Richardson 2-3 (.667), S. Williams 2-4 (.500), Bozeman 2-13 (.154), Medvedenko 1-2 (.500). Opponents 465-1236 (.376).

## RESULTS

Date	Opponent	W/L	Atl.	Opp.	Record
11/1	at Philadelphia	L	75	88	0-1
11/3	NEW YORK	W	102	92	1-1
11/5	ORLANDO	W	95	82	2-1
11/7	(#) at Cleveland	W	104	95	3-1
11/10	at Toronto	W	111	102	4-1
11/11	(#) SEATTLE	L	112	113	4-2
11/14	MILWAUKEE	L	101	103	4-3
11/18	(#) MIAMI	L	88	93	4-4
11/22	at Detroit	L	98	103	4-5
11/24	TORONTO	W	97	93	5-5
11/25	at Orlando	L	79	98	5-6
11/28	at Washington	L	95	96	5-7
11/29	CHARLOTTE	W	99	90	6-7
12/1	CLEVELAND	L	95	106	6-8
12/3	at Portland	W	107	96	7-8
12/5	at Seattle	L	87	102	7-9
12/6	at Denver	W	98	96	8-9
12/8	at LA Lakers	L	95	106	8-10
12/10	at Sacramento	L	92	117	8-11
12/12	DENVER	L	87	100	8-12
12/13	at New York	L	82	94	8-13
12/15	at Memphis	W	97	88	9-13
12/16	(#) CHICAGO	L	104	106	9-14
12/20	UTAH	L	106	112	9-15
12/22	INDIANA	L	90	100	9-16
12/23	at Detroit	L	81	108	9-17
12/27	CLEVELAND	L	76	89	9-18
12/29	at Houston	L	68	94	9-19
12/31	at San Antonio	L	81	95	9-20
1/5	at Toronto	L	92	105	9-21
1/6	LA CLIPPERS	W	86	74	10-21
1/9	at Indiana	L	72	91	10-22
1/10	NOK	L	77	96	10-23
1/12	DETROIT	W	99	93	11-23
1/15	BOSTON	W	100	96	12-23
1/17	at Minnesota	W	105	88	13-23
1/19	CHARLOTTE	L	75	96	13-24
1/20	at Charlotte	L	85	104	13-25
1/23	at Chicago	L	86	94	13-26
1/24	at Boston	W	82	76	14-26
1/26	at Orlando	W	93	90	15-26
1/27	PHILADELPHIA	L	89	104	15-27

ATLANTA  
Most points: 120 at Phoenix (2/9)  
Least points: 68 at Houston (12/29)

(#, overtime; #2, double OT; #3, three OT; #4, four OT)

Date	Opponent	W/L	Atl.	Opp.	Record
1/29	ORLANDO	W	93	83	16-27
1/31	GOLDEN STATE	W	115	94	17-27
2/2	TORONTO	L	91	103	17-28
2/4	(#) at New Jersey	W	101	99	18-28
2/5	LA LAKERS	L	83	90	18-29
2/7	NEW JERSEY	L	85	87	18-30
2/9	at Phoenix	W	120	111	19-30
2/11	at Golden State	W	106	105	20-30
2/12	at Utah	L	76	102	20-31
2/14	at LA Clippers	W	96	93	21-31
2/20	ALL-STAR BREAK				
2/21	at Chicago	L	81	106	21-32
2/22	SAN ANTONIO	L	96	103	21-33
2/23	HOUSTON	W	105	99	22-33
2/25	PHOENIX	L	106	115	22-34
2/26	at Dallas	L	87	110	22-35
2/28	at NOK	L	100	107	22-36
3/2	at Washington	L	92	93	22-37
3/3	(#) NEW YORK	L	100	104	22-38
3/5	at Miami	L	81	88	22-39
3/7	WASHINGTON	W	100	97	23-39
3/9	MEMPHIS	W	106	105	24-39
3/10	MINNESOTA	W	99	93	25-39
3/13	PHILADELPHIA	W	104	92	26-39
3/14	at Boston	L	88	109	26-40
3/17	at Indiana	L	90	113	26-41
3/19	SACRAMENTO	W	99	76	27-41
3/21	MIAMI	L	83	91	27-42
3/23	(#) PORTLAND	L	100	102	27-43
3/25	DALLAS	L	97	104	27-44
3/26	at Miami	L	89	106	27-45
3/28	at Charlotte	L	87	101	27-46
4/1	CHICAGO	L	97	105	27-47
4/4	at New Jersey	L	86	101	27-48
4/6	MILWAUKEE	W	115	102	28-48
4/8	(#) at Philadelphia	L	104	109	28-49
4/10	BOSTON	W	104	96	29-49
4/13	WASHINGTON	L	85	98	29-50
4/14	at Cleveland	L	76	110	29-51
4/16	at Milwaukee	L	96	102	29-52
4/17	INDIANA	W	118	102	30-52

OPPONENT  
Most points: 117 (Sacramento, 12/10)  
Least points: 74 (LA Clippers, 1/6)

## YEARLY RESULTS: 2007 - 08



37-45 OVERALL (25-16 at home, 12-29 on the road)

## SEASON STATS

	G	Min	FGM	FGA	Pct	FTM	FTA	Pct	Reb	Asst	PF	Stl	Blk	Pts	Avg
J. Johnson	82	3343	647	1497	.432	316	379	.834	367	474	168	84	18	1779	21.7
Smith	81	2873	518	1133	.457	333	469	.822	667	272	269	123	227	1394	17.2
M. Williams	80	2765	424	918	.462	336	409	.822	457	137	225	81	33	1185	14.8
Bibby (TOT)	48	1573	248	603	.411	78	100	.780	160	290	97	54	4	667	13.9
Bibby (ATL)	33	1100	170	411	.414	55	69	.797	104	215	63	35	2	464	14.1
Childress	76	2274	327	573	.571	222	275	.807	373	117	129	71	43	898	11.8
Horford	81	2540	333	668	.499	155	212	.731	785	124	267	60	76	821	10.1
Lue	33	564	86	196	.439	24	28	.857	41	59	38	11	0	226	6.8
A. Johnson	42	1121	115	267	.431	26	32	.813	98	202	86	42	8	283	6.7
Stoudamire	35	402	65	180	.361	41	50	.820	24	28	34	7	5	200	5.7
Pachulia	62	944	107	245	.437	108	153	.706	248	36	140	24	13	322	5.2
Law	56	865	95	237	.401	38	48	.792	57	113	73	29	0	235	4.2
S. Williams	36	414	37	100	.370	35	51	.686	107	11	60	13	11	109	3.0
Richardson (TOT)	27	132	16	44	.364	2	2	1.000	9	2	13	3	0	41	1.5
Richardson (ATL)	19	88	13	31	.419	0	0	---	7	0	6	2	0	31	1.6
Jones	35	145	12	30	.400	11	20	.550	42	0	28	3	5	35	1.0
Wright	13	148	5	17	.294	3	6	.500	37	3	26	3	3	13	1.0
West	64	269	21	49	.429	17	26	.654	48	13	61	12	4	59	0.9

3-pt. field goals: Atlanta 384-1078 (.356) - J. Johnson 169-444 (.381), Bibby 69-187 (.369), Lue 30-69 (.435), Stoudamire 29-85 (.341), A. Johnson 27-63 (.429), Smith 25-99 (.253), Childress 22-60 (.367), Law 7-34 (.206), Richardson 5-12 (.417), M. Williams 1-10 (.100). Opponents 512-1413 (.362).

## RESULTS

(#, overtime; #2, double OT; #3, three OT; #4, four OT)

(1) game completed on 3/8

Date	Opponent	W/L	Atl.	Opp.	Record	Date	Opponent	W/L	Atl.	Opp.	Record
11/2	DALLAS	W	101	94	1-0	2/2	NEW JERSEY	W	104	92	20-24
11/4	at Detroit	L	91	92	1-1	2/4	PHILADELPHIA	W	96	91	21-24
11/6	at New Jersey	L	82	87	1-2	2/6	LA LAKERS	W	98	95	22-24
11/7	PHOENIX	W	105	96	2-2	2/8	CLEVELAND	L	95	100	22-25
11/9	at Boston	L	83	106	2-3	2/9	at Houston	L	89	108	22-26
11/11	WASHINGTON	L	90	101	2-4	2/12	DETROIT	L	90	94	22-27
11/14	CHARLOTTE	W	117	109	3-4	2/13	(#) at Charlotte	L	98	100	22-28
11/16	(#2) SEATTLE	L	123	126	3-5		ALL-STAR BREAK				
11/17	at Milwaukee	L	96	105	3-6	2/19	at LA Lakers	L	93	122	22-29
11/20	SAN ANTONIO	L	83	95	3-7	2/20	at Sacramento	L	107	119	22-30
11/21	at Miami	W	82	79	4-7	2/22	at Golden State	W	117	110	23-30
11/24	at Minnesota	W	94	87	5-7	2/23	at Utah	L	94	100	23-31
11/27	at Chicago	L	78	90	5-8	2/25	at San Antonio	L	74	89	23-32
11/28	MILWAUKEE	W	96	80	6-8	2/27	SACRAMENTO	W	123	117	24-32
11/30	NEW ORLEANS	L	86	92	6-9	2/29	NEW YORK	W	99	93	25-32
12/3	at Philadelphia	W	88	79	7-9	3/2	at Boston	L	88	98	25-33
12/4	DETROIT	L	95	106	7-10	3/4	GOLDEN STATE	L	118	135	25-34
12/6	MINNESOTA	W	90	89	8-10	3/5	at New Orleans	L	101	116	25-35
12/8	MEMPHIS	W	86	78	9-10	3/7	at Charlotte	L	93	108	25-36
12/10	at Orlando	W	98	87	10-10	3/8	MIAMI	W	97	94	26-36
12/11	TORONTO	L	88	100	10-11	3/10	at Orlando	L	112	123	26-37
12/14	at Detroit	L	81	91	10-12	3/12	HOUSTON	L	75	83	26-38
12/15	CHARLOTTE	W	93	84	11-12	3/14	LA CLIPPERS	W	117	93	27-38
12/17	UTAH	W	116	111	12-12	3/16	at New York	W	109	98	28-38
12/19	(1) #MIAMI	W	114	111	13-12	3/17	at Washington	W	105	96	29-38
12/21	at Washington	W	97	92	14-12	3/19	at New Jersey	L	117	125	29-39
12/26	INDIANA	W	107	95	15-12	3/22	ORLANDO	W	98	90	30-39
12/29	at Dallas	L	84	97	15-13	3/25	at Chicago	L	94	103	30-40
1/2	at Cleveland	L	94	98	15-14	3/26	MILWAUKEE	W	115	96	31-40
1/4	at Indiana	L	91	113	15-15	3/28	CHICAGO	W	106	103	32-40
1/5	NEW JERSEY	L	107	113	15-16	3/30	NEW YORK	W	114	109	33-40
1/9	CLEVELAND	W	90	81	16-16	3/31	at Memphis	W	116	99	34-40
1/11	(#) WASHINGTON	L	98	102	16-17	4/2	(#) TORONTO	W	127	120	35-40
1/13	CHICAGO	W	105	84	17-17	4/4	PHILADELPHIA	L	104	109	35-41
1/15	DENVER	W	104	93	18-17	4/5	at Philadelphia	W	92	87	36-41
1/16	at Milwaukee	L	80	87	18-18	4/8	at Indiana	L	98	112	36-42
1/18	at Toronto	L	78	89	18-19	4/11	at New York	W	116	104	37-42
1/21	(#) PORTLAND	L	109	111	18-20	4/12	BOSTON	L	89	99	37-43
1/23	at Denver	L	100	107	18-21	4/15	ORLANDO	L	105	121	37-44
1/25	at Seattle	W	99	90	19-21	4/16	at Miami	L	99	113	37-45
1/27	at Portland	L	93	94	19-22						
1/29	at Phoenix	L	92	125	19-23						
1/30	at LA Clippers	L	88	95	19-24						

## YEARLY RESULTS: 2008 - 09



47-35 OVERALL (31-10 at home, 16-25 on the road)

## SEASON STATS

	G	Min	FGM	FGA	Pct	FTM	FTA	Pct	Reb	Asst	PF	Stl	Blk	Pts	Avg
Johnson	79	3124	620	1420	.437	299	362	.826	346	455	176	0	19	1688	21.4
Smith	69	2421	418	849	.492	211	359	.588	498	169	184	94	111	1073	15.6
Bibby	79	2740	437	1005	.435	135	171	.789	278	392	145	98	11	1176	14.9
Williams	61	2093	285	622	.458	220	273	.806	382	81	127	57	39	845	13.9
Murray	80	1975	355	795	.447	177	233	.760	168	158	173	88	17	974	12.2
Horford	67	2242	312	594	.525	149	205	.727	624	163	190	53	95	773	11.5
Evans	80	1840	208	482	.432	60	73	.822	243	54	163	50	1	574	7.2
Pachulia	77	1473	159	320	.497	163	230	.709	436	57	208	35	26	481	6.2
Jones	63	675	67	111	.604	53	74	.716	142	15	125	7	34	188	3.0
Law	55	560	52	139	.374	49	60	.817	58	86	43	11	3	162	2.9
Claxton	2	15	2	7	.286	1	2	.500	0	3	1	0	0	5	2.5
Gardner	16	98	9	36	.250	2	4	.500	7	2	4	4	1	24	1.5
Hunter	16	92	11	20	.550	0	5	.000	24	1	11	2	5	22	1.4
West	53	269	14	34	.412	14	30	.467	56	19	35	18	4	43	0.8
Morris	23	89	7	17	.412	4	4	1.000	20	2	25	2	1	18	0.8

3-pt. field goals: Atlanta 597-1633 (.366) - Bibby 167-428 (.390), Johnson 149-414 (.360), Evans 98-248 (.395), Murray 87-242 (.360), Williams 55-155 (.355), Smith 26-87 (.299), Law 9-29 (.310), Gardner 4-23 (.174), West 1-1 (.000), Claxton 1-2 (.500). Opponents 528-1496 (.353).

## RESULTS

Date	Opponent	W/L	Atl.	Opp.	Record
10/29	at Orlando	W	99	85	1-0
11/1	PHILADELPHIA	W	95	88	2-0
11/5	at New Orleans	W	87	79	3-0
11/7	TORONTO	W	110	92	4-0
11/9	at Okla. City	W	89	85	5-0
11/11	at Chicago	W	113	108	6-0
11/12	at Boston	L	102	103	6-1
11/14	at New Jersey	L	108	115	6-2
11/15	NEW JERSEY	L	107	119	6-3
11/18	at Indiana	L	96	113	6-4
11/19	WASHINGTON	W	91	87	7-4
11/21	CHARLOTTE	W	88	83	8-4
11/22	at Cleveland	L	96	110	8-5
11/26	MILWAUKEE	W	102	96	9-5
11/28	at Toronto	L	88	93	9-6
11/29	at Washington	W	102	98	10-6
12/3	MEMPHIS	W	105	95	11-6
12/5	NEW YORK	W	98	95	12-6
12/6	at Dallas	L	98	100	12-7
12/9	at Houston	L	84	92	12-8
12/10	at San Antonio	L	89	95	12-9
12/12	at Miami	W	87	73	13-9
12/13	CLEVELAND	W	97	92	14-9
12/15	CHARLOTTE	W	83	79	15-9
12/17	BOSTON	L	85	88	15-10
12/19	GOLDEN ST.	W	115	99	16-10
12/21	DETROIT	W	85	78	17-10
12/23	OKLA. CITY	W	99	88	18-10
12/27	CHICAGO	W	129	117	19-10
12/29	DENVER	W	109	91	20-10
12/30	at Indiana	W	110	104	21-10
1/2	(#) at New Jersey	L	91	93	21-11
1/3	HOUSTON	W	103	100	22-11
1/7	ORLANDO	L	102	106	22-12
1/9	at Orlando	L	87	121	22-13
1/11	PHILADELPHIA	L	94	109	22-14
1/13	at Phoenix	L	102	107	22-15
1/14	at LA Clippers	W	97	80	23-15
1/16	at Golden St.	L	114	119	23-16
1/19	TORONTO	W	87	84	24-16
1/20	at Chicago	W	105	102	25-16
1/23	MILWAUKEE	W	117	87	26-16

ATLANTA  
Most points: 129 at Chicago (12/27)  
Least points: 79 at Miami (1/26)

(#, overtime; #2, double OT; #3, three OT; #4, four OT)

Date	Opponent	W/L	Atl.	Opp.	Record
1/25	PHOENIX	L	99	104	26-17
1/26	at Miami	L	79	95	26-18
1/28	at New York	L	104	112	26-19
1/30	NEW JERSEY	W	105	88	27-19
1/31	at Milwaukee	L	107	110	27-20
2/4	at Minnesota	W	94	86	28-20
2/6	at Charlotte	W	102	97	29-20
2/7	LA CLIPPERS	L	97	121	29-21
2/10	WASHINGTON	W	111	90	30-21
2/11	at Detroit	W	99	95	31-21
ALL-STAR BREAK					
2/17	at LA Lakers	L	83	96	31-22
2/18	at Sacramento	W	105	100	32-22
2/20	at Portland	L	98	108	32-23
2/23	at Utah	L	89	108	32-24
2/25	at Denver	L	109	110	32-25
2/27	MIAMI	W	91	83	33-25
3/1	CLEVELAND	L	87	88	33-26
3/2	at Washington	W	98	89	34-26
3/4	at New York	L	105	109	34-27
3/6	at Charlotte	L	91	98	34-28
3/7	DETROIT	W	87	83	35-28
3/9	NEW ORLEANS	W	89	79	36-28
3/11	UTAH	W	100	93	37-28
3/13	INDIANA	W	101	87	38-28
3/15	PORTLAND	W	98	80	39-28
3/17	SACRAMENTO	W	119	97	40-28
3/19	DALLAS	W	95	87	41-28
3/21	at Cleveland	L	96	102	41-29
3/23	MINNESOTA	W	109	97	42-29
3/25	SAN ANTONIO	L	92	102	42-30
3/27	BOSTON	L	93	99	42-31
3/29	LA LAKERS	W	86	76	43-31
3/31	at Philadelphia	L	85	98	43-32
4/3	at Boston	L	92	104	43-33
4/4	ORLANDO	L	82	88	43-34
4/7	at Toronto	W	118	110	44-34
4/8	at Milwaukee	W	113	105	45-34
4/10	INDIANA	W	122	118	46-34
4/14	MIAMI	W	81	79	47-34
4/15	at Memphis	L	90	98	47-35

OPPONENT  
Most points: 121 (LA Clippers, 2/7)  
Least points: 73 (Miami, 12/12)

## YEARLY RESULTS: 2009 - 10



53-29 OVERALL (34-7 at home, 19-22 on the road)

## SEASON STATS

	G	Min	FGM	FGA	Pct	FTM	FTA	Pct	Reb	Asst	PF	Stl	Blk	Pts	Avg
Johnson	76	2886	635	1386	.458	220	269	.818	353	369	145	82	5	1619	21.3
Crawford	79	2460	496	1105	.449	270	315	.857	201	238	132	61	12	1425	18.0
Jos. Smith	81	2871	504	999	.505	261	422	.618	705	342	240	130	173	1269	15.7
Horford	81	2845	467	847	.551	213	270	.789	799	189	225	59	91	1148	14.2
Williams	81	2468	302	664	.455	176	215	.819	416	93	160	66	46	820	10.1
Bibby	80	2195	268	644	.416	68	79	.861	184	310	157	67	3	730	9.1
Evans	79	1317	175	393	.445	46	61	.754	154	48	125	34	17	453	5.7
Pachulia	78	1089	120	246	.488	93	143	.650	293	42	186	37	30	333	4.3
Teague	71	719	90	227	.396	41	49	.837	67	122	82	34	11	228	3.2
Joe Smith	64	592	77	193	.399	39	48	.813	157	21	94	6	19	194	3.0
Morris	28	124	23	41	.561	16	27	.593	38	2	35	5	3	62	2.2
Hunter	7	33	4	12	.333	3	4	.750	12	0	5	0	1	11	1.6
West	39	142	12	21	.571	6	10	.600	27	9	25	8	0	30	0.8
Collins	24	115	8	23	.348	0	2	.000	14	4	21	3	2	16	0.7

3-pt. field goals: Atlanta 524-1455 (.360) - Crawford 163-427 (.382), Johnson 129-350 (.369), Bibby 126-324 (.389), Evans 57-169 (.337), Williams 40-132 (.303), Teague 7-32 (.219), Horford 1-1 (.000), Joe Smith 1-7 (.143), Josh Smith 0-7 (.000), Pachulia 0-4 (.000), Collins 0-1 (.000), West 0-1 (.000). Opponents 480-1392 (.345).

## RESULTS

Date	Opponent	W/L	Atl.	Opp.	Record
10/28	INDIANA	W	120	109	1-0
10/30	WASHINGTON	W	100	89	2-0
11/1	at LA Lakers	L	110	118	2-1
11/3	at Portland	W	97	91	3-1
11/4	at Sacramento	W	113	105	4-1
11/6	at Charlotte	L	83	103	4-2
11/7	DENVER	W	125	100	5-2
11/11	at New York	W	114	101	6-2
11/13	at Boston	W	97	86	7-2
11/14	NEW ORLEANS	W	121	98	8-2
11/16	(#) PORTLAND	W	99	95	9-2
11/18	MIAMI	W	105	90	10-2
11/20	HOUSTON	W	105	103	11-2
11/21	at New Orleans	L	88	96	11-3
11/26	ORLANDO	L	76	93	11-4
11/27	at Philadelphia	W	100	86	12-4
11/29	at Detroit	L	88	94	12-5
12/2	TORONTO	W	146	115	13-5
12/4	NEW YORK	L	107	114	13-6
12/5	at Dallas	W	80	75	14-6
12/9	CHICAGO	W	118	83	15-6
12/11	at Toronto	W	111	89	16-6
12/13	NEW JERSEY	W	130	107	17-6
12/16	MEMPHIS	W	110	97	18-6
12/18	UTAH	W	96	83	19-6
12/19	(#) at Chicago	L	98	101	19-7
12/22	at Minnesota	W	112	87	20-7
12/23	at Denver	L	104	124	20-8
12/26	at Indiana	W	110	98	21-8
12/29	CLEVELAND	L	84	95	21-9
12/30	at Cleveland	L	101	106	21-10
1/1	(#) NEW YORK	L	108	112	21-11
1/4	at Miami	L	75	92	21-12
1/6	NEW JERSEY	W	119	89	22-12
1/8	BOSTON	W	93	85	23-12
1/9	at Orlando	L	81	113	23-13
1/11	at Boston	W	102	96	24-13
1/13	WASHINGTON	W	94	82	25-13
1/15	PHOENIX	W	102	101	26-13
1/18	OKLAHOMA CITY	L	91	94	26-14
1/20	SACRAMENTO	W	108	97	27-14
1/22	CHARLOTTE	W	103	89	28-14

ATLANTA  
Most points: 146 vs. Toronto (12/2)  
Least points: 75 at Miami (1/4)

(#, overtime; #2, double OT; #3, three OT; #4, four OT)

Date	Opponent	W/L	Atl.	Opp.	Record
1/25	at Houston	W	102	95	29-14
1/27	at San Antonio	L	90	105	29-15
1/29	BOSTON	W	100	91	30-15
1/30	at Orlando	L	86	104	30-16
2/2	at Oklahoma City	L	99	106	30-17
2/3	LA CLIPPERS	W	103	97	31-17
2/5	CHICAGO	W	91	81	32-17
2/6	at Washington	Postponed to 3/11 due to weather			
2/9	at Memphis	W	108	94	33-17
2/10	MIAMI	L	76	94	33-18
ALL-STAR BREAK					
2/17	at LA Clippers	W	110	92	34-18
2/19	at Phoenix	L	80	88	34-19
2/21	at Golden State	L	104	108	34-20
2/22	at Utah	W	105	100	35-20
2/24	MINNESOTA	W	98	92	36-20
2/26	(#) DALLAS	L	103	111	36-21
2/28	(#) MILWAUKEE	W	106	102	37-21
3/1	at Chicago	W	116	92	38-21
3/3	PHILADELPHIA	W	112	93	39-21
3/5	GOLDEN STATE	W	127	122	40-21
3/6	at Miami	L	94	100	40-22
3/8	at New York	L	98	99	40-23
3/11	at Washington	W	105	99	41-23
3/13	DETROIT	W	112	99	42-23
3/16	at New Jersey	W	108	84	43-23
3/17	at Toronto	L	105	106	43-24
3/19	(#) CHARLOTTE	W	93	92	44-24
3/21	(#) SAN ANTONIO	W	119	114	45-24
3/22	at Milwaukee	L	95	98	45-25
3/24	ORLANDO	W	86	84	46-25
3/26	at Philadelphia	L	98	105	46-26
3/28	INDIANA	W	94	84	47-26
3/31	LA LAKERS	W	109	92	48-26
4/2	at Cleveland	L	88	93	48-27
4/3	DETROIT	W	91	85	49-27
4/6	at Charlotte	L	100	109	49-28
4/7	at Detroit	L	88	90	49-29
4/9	TORONTO	W	107	101	50-29
4/10	at Washington	W	105	95	51-29
4/12	at Milwaukee	W	104	96	52-29
4/14	CLEVELAND	W	99	83	53-29

## YEARLY RESULTS: 2010 - 11

44-38 OVERALL (24-17 at home, 20-21 on the road)

## SEASON STATS

	G	Min	FGM	FGA	Pct	FTM	FTA	Pct	Reb	Asst	PF	Stl	Blk	Pts	Avg
Johnson	72	2554	514	1161	.443	195	243	.802	291	338	131	47	7	1312	18.2
Smith	77	2645	497	1041	.477	229	316	.725	657	255	217	99	120	1274	16.5
Horford	77	2704	513	921	.557	150	188	.798	718	266	193	59	80	1178	15.3
Ja. Crawford	76	2297	368	874	.421	222	260	.854	130	241	97	57	14	1077	14.2
Williams	65	1865	246	537	.458	147	174	.845	313	88	104	34	23	676	10.4
Hinrich (TOT)	72	2157	278	623	.446	106	126	.841	182	288	185	75	17	737	10.2
Hinrich (ATL)	24	686	80	185	.432	14	21	.667	53	78	66	19	7	206	8.6
Bibby	56	1674	192	441	.435	29	46	.630	143	202	125	38	6	526	9.4
Teague	70	963	133	304	.438	77	97	.794	102	138	82	45	25	361	5.2
Evans	47	837	79	201	.393	24	28	.857	84	30	74	16	5	210	4.5
Pachulia	79	1244	107	232	.461	135	179	.754	333	58	184	34	22	349	4.4
Jo. Crawford	16	160	27	77	.351	4	6	.667	28	15	13	3	0	67	4.2
Powell	54	653	94	208	.452	36	45	.800	135	22	78	5	5	224	4.1
Wilkins	52	676	69	137	.504	40	56	.714	90	41	72	27	9	180	3.5
Thomas	13	82	10	21	.476	12	15	.800	23	2	11	1	4	32	2.5
Sy	3	21	2	6	.333	3	3	1.000	3	2	1	1	0	7	2.3
Collins	49	593	34	71	.479	27	41	.659	102	22	97	9	9	96	2.0
Armstrong (TOT)	53	489	37	76	.487	16	33	.485	131	14	84	18	21	92	1.7
Armstrong (ATL)	12	76	6	12	.500	2	10	.200	17	4	9	3	5	15	1.3

3-pt. field goals: Atlanta 502-1427 (.352) - Ja. Crawford 119-439 (.341), Bibby 113-256 (.441), Johnson 89-300 (.297), Smith 51-154 (.331), Williams 37-110 (.336), Hinrich 32-76 (.421), Evans 28-89 (.315), Teague 18-48 (.375), Jo. Crawford 9-27 (.333), Horford 2-4 (.500), Wilkins 2-10 (.200), Armstrong 1-1 (1.000), Collins 1-1 (1.000). Opponents 459-1358 (.338).

## RESULTS

Date	Opponent	W/L	Atl.	Opp.	Record
10/27	at Memphis	W	119	104	1-0
10/29	at Philadelphia	W	104	101	2-0
10/30	WASHINGTON	W	99	95	3-0
11/2	at Cleveland	W	100	88	4-0
11/3	DETROIT	W	94	85	5-0
11/5	at Minnesota	W	113	103	6-0
11/7	PHOENIX	L	114	118	6-1
11/8	at Orlando	L	89	93	6-2
11/10	MILWAUKEE	L	91	108	6-3
11/12	UTAH	L	86	90	6-4
11/14	MINNESOTA	W	111	105	7-4
11/16	at Indiana	W	102	92	8-4
11/20	DALLAS	L	93	98	8-5
11/22	BOSTON	L	76	99	8-6
11/23	(#) at New Jersey	L	101	107	8-7
11/25	WASHINGTON	W	116	96	9-7
11/27	NEW YORK	W	99	90	10-7
11/28	at Toronto	W	96	78	11-7
12/1	MEMPHIS	W	112	109	12-7
12/3	PHILADELPHIA	W	93	88	13-7
12/4	at Miami	L	77	89	13-8
12/6	at Orlando	W	80	74	14-8
12/7	NEW JERSEY	W	116	101	15-8
12/10	at San Antonio	L	92	108	15-9
12/11	INDIANA	W	97	83	16-9
12/14	at Detroit	L	80	103	16-10
12/16	at Boston	L	90	102	16-11
12/17	CHARLOTTE	W	90	85	17-11
12/19	at New Jersey	L	82	89	17-12
12/20	ORLANDO	W	91	81	18-12
12/22	CLEVELAND	W	98	84	19-12
12/26	at New Orleans	L	86	93	19-13
12/27	at Milwaukee	W	95	80	20-13
12/29	GOLDEN STATE	W	103	93	21-13
12/31	at Oklahoma City	L	94	103	21-14
1/2	at LA Clippers	W	107	98	22-14
1/4	at Sacramento	W	108	102	23-14
1/5	at Utah	W	110	107	24-14
1/8	INDIANA	W	108	93	25-14
1/11	MILWAUKEE	PPD (severe weather) to 3/15			
1/12	at Toronto	W	104	101	26-14
1/15	HOUSTON	L	106	112	26-15

## ATLANTA

Most points: 119 at Memphis (10/27)  
Least points: 59 vs. New Orleans (1/21)

## OPPONENT

Most points: 118 (Phoenix, 11/7)  
Least points: 74 (Orlando, 12/6)



## YEARLY RESULTS: 2011 - 12

40-26 OVERALL (23-10 at home, 17-16 on the road)

## SEASON STATS

	G	Min	FGM	FGA	Pct	FTM	FTA	Pct	Reb	Asst	PF	Stl	Blk	Pts	Avg
J. Johnson	60	2127	423	931	.454	158	186	.849	221	232	75	48	13	1129	18.8
Smith	66	2329	504	1101	.458	203	322	.630	632	257	172	93	115	1239	18.8
Teague	66	2183	320	672	.476	140	185	.757	159	321	145	106	37	831	12.6
Horford	11	348	57	103	.553	22	30	.733	77	24	21	10	14	136	12.4
Williams	57	1500	203	470	.432	115	146	.788	294	71	84	47	18	579	10.2
Pachulia	58	1640	169	339	.499	117	158	.741	457	79	172	55	29	455	7.8
Green	53	922	153	325	.471	48	56	.857	80	40	74	23	6	404	7.6
Hinrich	48	1237	122	295	.414	25	32	.781	101	132	100	38	11	316	6.6
I. Johnson	56	934	141	275	.513	72	100	.720	226	32	116	43	18	356	6.4
Pargo	50	671	105	253	.415	19	20	.950	73	96	64	20	2	282	5.6
McGrady	52	837	101	231	.437	56	83	.675	154	110	35	16	15	273	5.3
Radmanovic	49	755	74	197	.376	22	29	.759	143	54	62	21	15	220	4.5
Stackhouse	30	273	37	100	.370	21	23	.913	23	14	12	10	3	108	3.6
Collins	30	308	16	40	.400	7	15	.467	48	10	34	4	3	39	1.3
Sloan	5	20	3	8	.375	0	0	---	5	5	3	1	0	6	1.2
Dampier	15	83	1	8	.125	0	0	---	25	4	9	1	4	2	0.1

3-pt. field goals: Atlanta 492-1330 (.370) - Johnson 125-322 (.388), Williams 58-149 (.389), Pargo 53-138 (.384), Teague 51-149 (.342), Green 50-113 (.442), Radmanovic 50-135 (.370), Hinrich 47-136 (.346), Smith 28-109 (.257), McGrady 15-33 (.455), Stackhouse 13-38 (.342), I. Johnson 2-6 (.333). Opponents 391-1137 (.344).

## RESULTS

Date	Opponent	W/L	Atl.	Opp.	Record
12/27	at New Jersey	W	106	70	1-0
12/28	WASHINGTON	W	101	83	2-0
12/30	NEW JERSEY	W	105	98	3-0
12/31	at Houston	L	84	95	3-1
1/2	at Miami	W	100	92	4-1
1/3	at Chicago	L	74	76	4-2
1/5	(#3) MIAMI	L	109	116	4-3
1/6	(#) at Charlotte	W	102	96	5-3
1/7	CHICAGO	W	109	94	6-3
1/9	at New Jersey	W	106	101	7-3
1/11	at Indiana	L	84	96	7-4
1/12	CHARLOTTE	W	111	81	8-4
1/14	MINNESOTA	W	93	91	9-4
1/16	TORONTO	W	93	84	10-4
1/18	PORTLAND	W	92	89	11-4
1/20	at Philadelphia	L	76	90	11-5
1/21	CLEVELAND	W	121	94	12-5
1/23	at Milwaukee	W	97	92	13-5
1/25	at San Antonio	L	83	105	13-6
1/27	(#) at Detroit	W	107	101	14-6
1/29	at New Orleans	W	94	72	15-6
1/31	at Toronto	W	100	77	16-6
2/2	MEMPHIS	L	77	96	16-7
2/4	PHILADELPHIA	L	87	98	16-8
2/6	PHOENIX	L	90	99	16-9
2/8	INDIANA	W	97	87	17-9
2/10	(#) at Orlando	W	89	87	18-9
2/12	MIAMI	L	87	107	18-10
2/14	at LA Lakers	L	78	86	18-11
2/15	at Phoenix	W	101	99	19-11
2/18	at Portland	L	77	97	19-12
2/20	at Chicago	L	79	90	19-13
2/22	at New York	L	82	99	19-14
2/23	ORLANDO	W	83	78	20-14
2/29	ALL-STAR BREAK				
	GOLDEN STATE	L	82	85	20-15

(#, overtime; #2, double OT; #3, three OT; #4, four OT)

Date	Opponent	W/L	Atl.	Opp.	Record
3/2	MILWAUKEE	W	99	94	21-15
3/3	OKLAHOMA CITY	W	97	90	22-15
3/6	at Indiana	W	101	96	23-15
3/7	at Miami	L	86	89	23-16
3/9	at Detroit	L	85	86	23-17
3/11	at Sacramento	W	106	99	24-17
3/13	(#) at Denver	L	117	118	24-18
3/14	at LA Clippers	L	82	96	24-19
3/16	WASHINGTON	W	102	88	25-19
3/18	at Cleveland	W	103	87	26-19
3/19	BOSTON	L	76	79	26-20
3/21	CLEVELAND	W	103	102	27-20
3/23	(#) NEW JERSEY	W	93	84	28-20
3/24	at Washington	W	95	92	29-20
3/25	(#4) UTAH	W	139	133	30-20
3/27	at Milwaukee	L	101	108	30-21
3/28	CHICAGO	L	77	98	30-22
3/30	NEW YORK	W	100	90	31-22
3/31	at Philadelphia	L	90	95	31-23
4/4	CHARLOTTE	W	120	93	32-23
4/6	DETROIT	W	101	96	33-23
4/7	at Charlotte	W	116	96	34-23
4/11	(#) at Boston	L	86	88	34-24
4/13	at Orlando	W	109	81	35-24
4/15	TORONTO	L	86	102	35-25
4/16	at Toronto	W	109	87	36-25
4/18	DETROIT	W	116	84	37-25
4/20	BOSTON	W	97	92	38-25
4/22	NEW YORK	L	112	113	38-26
4/24	LA CLIPPERS	W	109	102	39-26
4/26	DALLAS	W	106	89	40-26

## ATLANTA

Most points: 139 vs. Utah (3/25)  
Least points: 74 at Chicago (1/3)

## OPPONENT

Most points: 133 (Utah, 3/25)  
Least points: 70 (New Jersey, 12/27)



## YEARLY RESULTS: 2012 - 13



44-38 OVERALL (25-16 at home, 19-22 on the road)

## SEASON STATS

	G	Min	FGM	FGA	Pct	FTM	FTA	Pct	Reb	Asst	PF	Stl	Blk	Pts	Avg
Smith	76	2683	550	1182	.465	166	321	.517	639	321	175	94	136	1327	17.5
Horford	74	2756	576	1060	.543	134	208	.644	757	240	163	78	78	1289	17.4
Teague	80	2628	439	974	.451	199	226	.881	180	579	181	117	28	1166	14.6
Williams	39	1119	187	443	.422	105	121	.868	80	139	55	44	10	551	14.1
Korver	74	2259	277	601	.461	67	78	.859	293	146	170	70	37	810	10.9
Harris	58	1421	194	443	.438	112	154	.727	116	197	103	64	13	577	9.9
Johnson	69	1035	185	356	.520	81	131	.618	266	46	131	56	14	452	6.6
Jenkins	61	902	131	294	.446	59	70	.843	94	56	37	12	10	374	6.1
Pachulia	52	1134	114	241	.473	78	103	.757	336	79	128	35	12	306	5.9
Morrow	24	301	47	111	.423	16	18	.889	26	9	33	12	1	125	5.2
Stevenson	56	1158	98	262	.374	12	23	.522	122	52	69	29	6	284	5.1
Pargo	7	113	13	38	.342	2	2	1.000	7	19	8	3	0	35	5.0
Mack (TOT)	31	416	58	126	.460	9	16	.563	40	68	39	15	0	143	4.6
Mack (ATL)	20	268	41	84	.488	8	14	.571	24	44	28	9	0	104	5.2
Scott	40	376	70	147	.476	43	56	.768	110	12	32	4	2	183	4.6
Tolliver	62	963	82	216	.380	44	51	.863	155	32	66	15	12	253	4.1
Petro	31	352	48	110	.436	11	12	.917	112	16	48	10	9	108	3.5
Jones (TOT)	78	1017	82	222	.369	87	113	.770	101	48	119	22	6	262	3.4
Jones (ATL)	28	381	32	82	.390	21	31	.677	31	20	46	12	1	88	3.1
Tyler (TOT)	21	68	9	24	.375	4	6	.667	20	1	10	1	2	22	1.0
Jones (ATL)	1	5	0	0	---	0	0	---	3	0	0	0	0	0	0.0

3-pt. field goals: Atlanta 706-1901 (.371) - Korver 189-414 (.457), Teague 89-248 (.359), Harris 77-230 (.335), Stevenson 76-209 (.364), Williams 72-196 (.367), Smith 61-201 (.303), Jenkins 53-138 (.384), Tolliver 45-133 (.338), Morrow 15-38 (.395), Mack 14-35 (.400), Pargo 7-20 (.350), Horford 3-6 (.500), Jones 3-12 (.250), Petro 1-4 (.250), Johnson 1-13 (.077), Opponents 620-1635 (.379).

## RESULTS

(#, overtime; #2, double OT; #3, three OT; #4, four OT)

Date	Opponent	W/L	Atl.	Opp.	Record
11/2	HOUSTON	L	102	109	0-1
11/4	at Oklahoma City	W	104	95	1-1
11/7	INDIANA	W	89	86	2-1
11/9	MIAMI	L	89	95	2-2
11/11	at LA Clippers	L	76	89	2-3
11/12	at Portland	W	95	87	3-3
11/14	at Golden State	L	88	92	3-4
11/16	at Sacramento	W	112	96	4-4
11/19	ORLANDO	W	81	72	5-4
11/21	(#) WASHINGTON	W	101	100	6-4
11/23	at Charlotte	W	101	91	7-4
11/24	LA CLIPPERS	W	104	93	8-4
11/28	CHARLOTTE	W	94	91	9-4
11/30	CLEVELAND	L	111	113	9-5
12/5	DENVER	W	108	104	10-5
12/7	WASHINGTON	W	104	95	11-5
12/8	at Memphis	W	93	83	12-5
12/10	at Miami	L	92	101	12-6
12/12	at Orlando	W	86	80	13-6
12/13	CHARLOTTE	W	113	90	14-6
12/15	GOLDEN STATE	L	93	115	14-7
12/18	(#) at Washington	W	100	95	15-7
12/19	OKLAHOMA CITY	L	92	100	15-8
12/21	at Philadelphia	W	80	99	15-9
12/22	CHICAGO	W	92	75	16-9
12/26	(#2) DETROIT	W	126	119	17-9
12/28	at Cleveland	W	102	94	18-9
12/29	INDIANA	W	109	100	19-9
12/31	at Houston	L	104	123	19-10
1/1	at New Orleans	W	95	86	20-10
1/4	at Detroit	L	84	95	20-11
1/5	BOSTON	L	81	89	20-12
1/8	at Minnesota	L	103	108	20-13
1/9	at Cleveland	L	83	99	20-14
1/11	UTAH	W	103	95	21-14
1/12	at Washington	L	83	93	21-15
1/14	at Chicago	L	58	97	21-16
1/16	BROOKLYN	W	109	95	22-16
1/18	at Brooklyn	L	89	94	22-17
1/19	SAN ANTONIO	L	93	98	22-18
1/21	MINNESOTA	W	104	96	23-18
1/23	at Charlotte	W	104	92	24-18

ATLANTA  
Most points: 139 vs. Utah (3/25)  
Least points: 74 at Chicago (1/3)

OPPONENT  
Most points: 133 (Utah, 3/25)  
Least points: 70 (New Jersey, 12/27)

## YEARLY RESULTS: 2013-14



38-44 OVERALL (24-17 at home, 14-27 on the road)

## SEASON STATS

	G	Min	FGM	FGA	Pct	FTM	FTA	Pct	Reb	Asst	PF	Stl	Blk	Pts	Avg
Horford	29	958	238	420	.567	58	85	.682	244	76	56	27	44	538	18.6
Millspass	74	2482	483	1047	.461	286	391	.731	627	232	210	129	78	1328	17.9
Teague	79	2542	456	1040	.438	318	376	.846	208	528	158	89	17	1304	16.5
Korver	71	2409	289	609	.475	87	94	.926	282	208	147	70	24	850	12.0
Carroll	73	2341	302	642	.470	109	141	.773	403	134	188	108	21	810	11.1
Williams	60	1445	197	493	.400	152	179	.849	124	210	65	45	4	625	10.4
Scott	80	1482	301	628	.479	103	132	.780	284	75	121	30	7	767	9.6
Mack	73	1490	209	501	.417	64	74	.865	160	271	100	50	2	544	7.5
Antic	50	925	123	294	.418	50	66	.758	209	58	126	19	12	352	7.0
Brand	73	1414	179	332	.539	61	94	.649	361	74	192	40	88	419	5.7
Martin (TOT)	59	870	111	264	.420	48	65	.738	110	33	71	27	7	329	5.6
Martin (ATL)	53	822	106	256	.414	46	61	.754	105	31	68	26	7	314	5.9
Nunnally	4	54	6	18	.333	3	4	.750	8	2	2	1	1	18	4.5
Ayon	26	429	52	102	.510	8	20	.400	125	28	47	25	10	112	4.3
Jamison (TOT)	22	248	29	92	.315	18	25	.720	55	7	29	9	3	84	3.8
Muscala	20	215	31	73	.425	14	14	1.000	52	7	29	3	10	76	3.8
Schröder	49	641	72	188	.383	29	43	.674	60	93	54	17	0	183	3.7
Jenkins	13	158	16	42	.381	4	4	1.000	22	11	11	1	1	40	3.1
Cunningham	5	22	1	2	.500	0	2	.000	1	3	3	0	0	2	0.4
Pittman	2	3	0	1	.000	0	2	.000	3	0	0	0	0	0	0.0

3-pt. field goals: Atlanta 768-2116 (.363) - Korver 185-392 (.472), Carroll 97-268 (.362), Williams 79-231 (.342), Millspass 76-212 (.358), Teague 74-225 (.329), Mack 62-184 (.337), Scott 62-200 (.310), Antic 56-171 (.327), Martin 56-146 (.384), Schröder 10-42 (.238), Horford 4-11 (.364), Jenkins 4-18 (.222), Nunnally 3-10 (.300), Opponents 654-1793 (.365).

## RESULTS

(#, overtime; #2, double OT; #3, three OT; #4, four OT)

(1) at London, England

Date	Opponent	W/L	Atl.	Opp.	Record
10/30	at Dallas	L	109	118	0-1
11/1	TORONTO	W	102	95	1-1
11/3	at LA Lakers	L	103	105	1-2
11/5	at Sacramento	W	105	100	2-2
11/7	at Denver	L	107	109	2-3
11/9	ORLANDO	W	104	94	3-3
11/11	at Charlotte	W	103	94	4-3
11/13	NEW YORK	L	91	95	4-4
11/15	PHILADELPHIA	W	113	103	5-4
11/16	at New York	W	110	90	6-4
11/19	at Miami	L	88	104	6-5
11/20	DETROIT	W	93	85	7-5
11/22	at Detroit	W	96	89	8-5
11/23	BOSTON	L	87	94	8-6
11/26	ORLANDO	L	92	99	8-7
11/27	at Houston	L	84	113	8-8
11/29	DALLAS	W	88	87	9-8
11/30	at Washington	L	101	108	9-9
12/2	at San Antonio	L	100	109	9-10
12/4	LA CLIPPERS	W	107	97	10-10
12/6	CLEVELAND	W	108	89	11-10
12/10	OKLAHOMA CITY	L	92	101	11-11
12/13	(#) WASHINGTON	W	101	99	12-11
12/14	at New York	L	106	111	12-12
12/16	LA LAKERS	W	114	100	13-12
12/18	SACRAMENTO	W	124	107	14-12
12/20	UTAH	W	118	85	15-12
12/23	(#) at Miami	L	119	121	15-13
12/26	(#2) at Cleveland	W	127	125	16-13
12/28	(#) CHARLOTTE	W	118	116	17-13
12/29	at Orlando	L	102	109	17-14
12/31	at Boston	W	92	91	18-14
1/3	GOLDEN STATE	L	100	101	18-15
1/4	at Chicago	L	84	91	18-16
1/6	at Brooklyn	L	86	91	18-17
1/8	INDIANA	W	97	87	19-17
1/10	HOUSTON	W	83	80	20-17
1/12	at Memphis	L	101	108	20-18
1/16	(1) BROOKLYN	L	110	127	20-19
1/20	MIAMI	W	121	114	21-19
1/22	at Orlando	W	112	109	22-19
1/24	SAN ANTONIO	L	79	105	22-20

ATLANTA  
Most points: 127 at Cleveland (12/26)  
Least points: 76 vs. Memphis (2/8)

OPPONENT  
Most points: 129 at Phoenix (3/2)  
Least points: 79 vs. Memphis (2/8)

## YEARLY RESULTS: 2014-15

60-22 OVERALL (35-6 at home, 25-16 on the road)

## SEASON STATS

	G	Min	FGM	FGA	Pct	FTM	FTA	Pct	Reb	Asst	PF	Stl	Blk	Pts	Avg
Millspap	73	2390	443	930	.476	255	337	.757	570	223	201	130	69	1218	16.7
Teague	73	2228	408	887	.460	275	319	.862	184	513	139	125	31	1162	15.9
Horford	76	2318	519	965	.638	107	141	.759	544	244	121	68	98	1156	15.2
Carroll	70	2189	318	653	.487	127	181	.702	372	118	154	94	17	883	12.6
Korver	75	2418	292	600	.487	106	118	.898	304	196	140	52	42	911	12.1
Schröder	77	1516	284	665	.427	148	179	.827	164	317	127	49	4	768	10.0
Scott	68	1123	201	453	.444	61	77	.792	199	75	83	25	3	529	7.8
Antic	63	1037	108	296	.365	88	123	.715	189	49	132	18	14	356	5.7
Jenkins	24	297	49	99	.495	16	19	.842	39	13	15	10	0	135	5.6
Mack	55	833	117	292	.401	25	31	.806	79	155	32	30	2	299	5.4
Sefolosha	52	976	104	249	.418	45	58	.776	223	75	67	53	21	278	5.3
Bazemore	75	1324	141	331	.426	60	100	.600	222	78	127	52	33	390	5.2
Muscala	40	502	83	151	.550	22	25	.880	119	25	52	16	19	197	4.9
Daye (TOT)	34	344	50	141	.355	5	6	.833	75	17	39	12	5	129	3.8
Daye (ATL)	8	76	10	26	.385	1	2	.500	14	8	9	4	2	26	3.3
Brand	36	486	42	95	.442	12	23	.522	100	22	54	17	25	96	2.7
Payne	3	19	2	7	.286	1	2	.500	4	0	4	1	0	5	1.7

3-pt. field goals: Atlanta 818-2152 (.380) - Korver 221-449 (.492), Carroll 120-304 (.395), Millspap 77-216 (.356), Teague 71-207 (.343), Scott 66-192 (.344), Antic 52-173 (.301), Schröder 52-148 (.351), Bazemore 48-132 (.364), Mack 40-127 (.315), Sefolosha 25-78 (.321), Jenkins 21-52 (.404), Horford 11-36 (.306), Muscala 9-22 (.409), Daye 5-14 (.357). Opponents 720-2112 (.341).

## RESULTS

(#, overtime; #2, double OT; #3, three OT; #4, four OT)

(1) at London, England

Date	Opponent	W/L	At	Opp.	Record	Date	Opponent	W/L	At	Opp.	Record
10/29	at Toronto	L	102	109	0-1	1/21	INDIANA	W	110	91	35-8
11/1	INDIANA	W	102	92	1-1	1/23	OKLAHOMA CITY	W	103	93	36-8
11/5	at San Antonio	L	92	94	1-2	1/25	MINNESOTA	W	112	100	37-8
11/7	#2 at Charlotte	L	119	122	1-3	1/28	BROOKLYN	W	113	102	38-8
11/8	NEW YORK	W	103	96	2-3	1/30	PORTLAND	W	105	99	39-8
11/10	at New York	W	91	85	3-3	1/31	PHILADELPHIA	W	91	85	40-8
11/12	UTAH	W	100	97	4-3	2/2	at New Orleans	L	100	115	40-9
11/14	MIAMI	W	114	103	5-3	2/4	WASHINGTON	W	105	96	41-9
11/15	at Cleveland	L	94	127	5-4	2/6	GOLDEN STATE	W	124	116	42-9
11/18	LA LAKERS	L	109	114	5-5	2/8	at Memphis	L	88	94	42-10
11/19	DETROIT	W	99	89	6-5	2/9	at Minnesota	W	117	105	43-10
11/25	at Washington	W	106	102	7-5	2/11	at Boston	L	88	89	43-11
11/26	TORONTO	L	115	126	7-6	ALL-STAR BREAK					
11/28	NEW ORLEANS	W	100	91	8-6	2/20	TORONTO	L	80	105	43-12
11/29	CHARLOTTE	W	105	75	9-6	2/22	at Milwaukee	W	97	86	44-12
12/2	BOSTON	W	109	105	10-6	2/25	DALLAS	W	104	87	45-12
12/3	at Miami	W	112	102	11-6	2/27	ORLANDO	W	95	88	46-12
12/5	at Brooklyn	W	98	75	12-6	2/28	at Miami	W	93	91	47-12
12/7	DENVER	W	96	84	13-6	3/3	HOUSTON	W	104	95	48-12
12/8	at Indiana	W	108	92	14-6	3/6	CLEVELAND	W	106	97	49-12
12/10	PHILADELPHIA	W	95	79	15-6	3/7	at Philadelphia	L	84	92	49-13
12/12	ORLANDO	W	87	81	16-6	3/9	SACRAMENTO	W	130	105	50-13
12/13	at Orlando	L	99	100	16-7	3/11	at Denver	L	102	115	50-14
12/15	CHICAGO	W	93	86	17-7	3/13	at Phoenix	W	96	87	51-14
12/17	at Cleveland	W	127	98	18-7	3/15	at LA Lakers	W	91	86	52-14
12/20	at Houston	W	104	97	19-7	3/16	at Sacramento	W	110	103	53-14
12/22	at Dallas	W	105	102	20-7	3/18	at Golden State	L	95	114	53-15
12/23	LA CLIPPERS	W	107	104	21-7	3/20	at Oklahoma City	L	115	123	53-16
12/26	MILWAUKEE	L	77	107	21-8	3/22	SAN ANTONIO	L	95	114	53-17
12/27	at Milwaukee	W	90	85	22-8	3/25	at Orlando	W	95	83	54-17
12/30	CLEVELAND	W	109	101	23-8	3/27	MIAMI	W	99	86	55-17
1/2	at Utah	W	98	92	24-8	3/28	at Charlotte	L	100	115	55-18
1/3	at Portland	W	115	107	25-8	3/30	MILWAUKEE	W	101	88	56-18
1/5	at LA Clippers	W	107	98	26-8	3/31	at Detroit	L	95	105	56-19
1/7	MEMPHIS	W	96	86	27-8	4/4	BROOKLYN	W	131	99	57-19
1/9	at Detroit	W	106	103	28-8	4/7	PHOENIX	W	96	69	58-19
1/11	WASHINGTON	W	120	89	29-8	4/8	at Brooklyn	W	114	111	59-19
1/13	at Philadelphia	W	105	87	30-8	4/10	CHARLOTTE	W	104	80	60-19
1/14	at Boston	W	105	91	31-8	4/12	at Washington	L	99	108	60-20
1/16	at Toronto	W	110	89	32-8	4/13	NEW YORK	L	108	112	60-21
1/17	at Chicago	W	107	99	33-8	4/15	at Chicago	L	85	91	60-22
1/19	DETROIT	W	93	82	34-8						

ATLANTA  
Most points: 131 vs. Brooklyn (4/4)  
Least points: 77 vs. Milwaukee (12/26)

OPPONENT  
Most points: 127 at Cleveland (11/15)  
Least points: 69 vs. Phoenix (4/7)

## MAJOR TRANSACTIONS: 1968 - 2015

July 9, 2015	Signed Justin Holiday.
July 9, 2015	Signed Walter "Edy" Tavares.
July 9, 2015	Re-signed Paul Millsap.
July 9, 2015	Acquired Tiago Splitter from the San Antonio Spurs in exchange for the draft rights to Georgios Printezis and a future second-round pick.
July 9, 2015	Requested waivers on Austin Daye.
June 30, 2015	Announced the promotions of Head Coach Mike Budenholzer to President of Basketball Operations and Wes Wilcox to General Manager.
June 25, 2015	Acquired Tim Hardway Jr. from the New York Knicks, and selected Marcus Eriksson and Dimitrios Agravanis in the 2015 NBA Draft.
June 24, 2015	NBA Board of Governors approves sale of the Hawks to an ownership group led by Tony Ressler.
June 1, 2015	Hawks announce new primary and secondary logos.
April 29, 2015	Kyle Korver wins NBA Sportsmanship Award.
April 21, 2015	Mike Budenholzer named NBA Coach of the Year.
April 4, 2015	Signed Austin Daye to a multi-year contract.
March 25, 2015	Signed Austin Daye to a second 10-day contract.
March 15, 2015	Signed Austin Daye to a 10-day contract.
March 5, 2015	Signed Jarell Eddie to a 10-day contract.
March 2, 2015	Recalled Mike Muscala from Fort Wayne of the NBA Development League.
March 1, 2015	Assigned Mike Muscala to Fort Wayne of the NBA Development League.
February 10, 2015	Traded Adreian Payne to Minnesota in exchange for a future first round draft pick.
February 8, 2015	Recalled Mike Muscala from Fort Wayne of the NBA Development League.
February 7, 2015	Assigned Mike Muscala to Fort Wayne of the NBA Development League.
January 20, 2015	Recalled John Jenkins from Idaho of the NBA Development League.
January 12, 2015	Recalled Adreian Payne from Austin of the NBA Development League.
December 30, 2014	Assigned John Jenkins to Idaho and Adreian Payne to Austin of the NBA Development League, pursuant to the flexible assignment rule.
December 29, 2014	Recalled Mike Muscala from Fort Wayne of the NBA Development League.
December 28, 2014	Assigned Mike Muscala to Fort Wayne of the NBA Development League.
December 22, 2014	Recalled Adreian Payne from Austin of the NBA Development League.
December 20, 2014	Recalled Mike Muscala from Fort Wayne of the NBA Development League.
December 9, 2014	Assigned Adreian Payne to Austin of the NBA Development League, pursuant to the flexible assignment rule.
December 8, 2014	Recalled John Jenkins and Mike Muscala from Fort Wayne of the NBA Development League.
December 6, 2014	Recalled Adreian Payne from Fort Wayne of the NBA Development League and assigned Mike Muscala to Fort Wayne.
November 28, 2014	Assigned John Jenkins and Adreian Payne to Fort Wayne of the NBA Development League.
November 23, 2014	Recalled Adreian Payne from Fort Wayne of the NBA Development League.
November 20, 2014	Assigned Adreian Payne to Fort Wayne of the NBA Development League.
October 21, 2014	Waived Jarell Eddie and Dexter Pittman.
September 29, 2014	Signed Jarell Eddie and Dexter Pittman.
September 23, 2014	Re-signed Elton Brand and signed Kent Bazemore.
August 26, 2014	Re-signed Mike Scott.
August 22, 2014	Re-signed Shelvin Mack.
August 20, 2014	Named Charles Lee and Ben Sullivan as assistant coaches.
August 4, 2014	Named Neven Spahija assistant coach.
July 25, 2014	Signed 2014 first-round pick Adreian Payne.
July 15, 2014	Acquired Thabo Sefolosha in a sign-and-trade transaction from the Oklahoma City Thunder, along with the draft rights to Giorgos Printezis in exchange for the draft rights to Sofoklis Schortsanitis.
July 11, 2014	Requested waivers on John Salmons.
June 30, 2014	Acquired a 2015 second-round pick and John Salmons from Toronto in exchange for Lou Williams and the draft rights to Lucas Nogueira.
June 27, 2014	Selected Adreian Payne (15th overall) and Walter Tavares (43rd overall) in the 2014 NBA Draft, later acquiring the draft rights to Lamar Patterson (48th overall) from Milwaukee in exchange for a future second-round pick.
April 13, 2014	Steve Koonin named CEO of Atlanta Hawks and Philips Arena.
February 27, 2014	Released Dexter Pittman and signed Mike Muscala.
February 22, 2014	Requested waivers on Jared Cunningham and signed Dexter Pittman to a 10-day contract.
February 21, 2014	Signed Cartier Martin for the remainder of the season, requested waivers on Antawn Jamison and recalled Jared Cunningham from Bakersfield of the NBA Development League.
February 20, 2014	Acquired Antawn Jamison from the Los Angeles Clippers in exchange for the draft rights to Cenik Akol.
February 11, 2014	Signed Cartier Martin to a second 10-day contract.
February 4, 2014	Assigned Jared Cunningham to Bakersfield of the NBA Development League.
February 1, 2014	Signed Cartier Martin to a 10-day contract.
January 25, 2014	Recalled Jared Cunningham from Bakersfield of the NBA Development League.
January 22, 2014	Signed James Nunnally to a second 10-day contract.
January 11, 2014	Signed James Nunnally to a 10-day contract.
January 7, 2014	Waived Cartier Martin.
January 1, 2014	Assigned Jared Cunningham to Bakersfield of the NBA Development League.

## MAJOR TRANSACTIONS: 1968 - 2015, CONT.

December 29, 2013	Recalled Jared Cunningham from Bakersfield of the NBA Development League.
December 16, 2013	Recalled Dennis Schröder from Bakersfield of the NBA Development League and assigned Jared Cunningham.
December 13, 2013	Recalled John Jenkins from Bakersfield of the NBA Development League.
December 6, 2013	Recalled Jared Cunningham from Bakersfield of the NBA Development League and assigned John Jenkins.
December 4, 2013	Assigned Dennis Schröder to Bakersfield of the NBA Development League.
November 11, 2013	Assigned Jared Cunningham to Bakersfield of the NBA Development League.
October 31, 2013	Exercised the 2014-15 contract option on John Jenkins.
October 26, 2013	Waived Eric Dawson.
October 25, 2013	Waived Royal Ivey.
October 21, 2013	Waived James Johnson.
October 15, 2013	Signed free agent Cartier Martin.
October 14, 2013	Waived David Lighty, Adonis Thomas and Damien Wilkins.
September 30, 2013	Signed Eric Dawson, Royal Ivey, James Johnson, David Lighty, Adonis Thomas and Damien Wilkins.
August 3, 2013	Signed DeMarre Carroll.
August 2, 2013	Name Jim Thomas assistant coach.
July 29, 2013	Awarded Gustavo Ayon off waivers.
July 25, 2013	Signed Pero Antic.
July 15, 2013	Signed Elton Brand.
July 13, 2013	Matched the Milwaukee Bucks' offer sheet for restricted free agent Jeff Teague.
July 12, 2013	Signed Kyle Korver to new contract.
July 11, 2013	Named Taylor Jenkins assistant coach.
July 11, 2013	Signed Dennis Schröder.
July 10, 2013	Signed Paul Millsap.
June 27, 2013	Selected Dennis Schröder with the 17th pick of the 2013 NBA Draft, also acquiring the rights to Lucas Nogueira (the 16th pick), Mike Muscala (the 44th pick) and Jared Cunningham from Dallas in exchange for the rights to Shane Larkin (the 18th pick) ... Also acquired a 2015 second-round pick from the Utah Jazz in exchange for Raul Neto, and a conditional 2017 second-round pick from the Miami Heat in exchange for James Ennis.
June 15, 2013	Named Darvin Ham assistant coach.
June 10, 2013	Named Quin Snyder assistant coach.
May 28, 2013	Named Mike Budenholzer head coach.
March 26, 2013	Signed Shelvin Mack for the remainder of the season.
March 16, 2013	Signed Shelvin Mack to a second 10-day contract.
March 6, 2013	Recalled Mike Scott from Bakersfield of the NBA Development League ... Waived Jeremy Tyler ... Signed Shelvin Mack to a 10-day contract.
March 1, 2013	Assigned Mike Scott to Bakersfield of the NBA Development League.
February 21, 2013	Acquired Dahntay Jones from Dallas in exchange for Anthony Morrow ... Acquired Jeremy Tyler and cash considerations from Golden State in exchange for future draft considerations.
February 2, 2013	Signed Jannero Pargo to a second 10-day contract.
January 21, 2013	Signed Jannero Pargo to a 10-day contract.
December 11, 2012	Recalled Mike Scott from Bakersfield of the NBA Development League.
December 5, 2012	Recalled John Jenkins from Bakersfield of the NBA Development League.
November 31, 2012	Assigned John Jenkins and Mike Scott to Bakersfield of the NBA Development League.
October 27, 2012	Waived James Anderson and Damon James.
October 17, 2012	Waived Carl Dell Johnson.
October 11, 2012	Waived Keith Benson and Isma'il Muhammad.
October 1, 2012	Signed free agent Isma'il Muhammad.
September 27, 2012	Signed free agents James Anderson, Keith Benson, Damon James, Carl Dell Johnson and Anthony Tolliver.
September 18, 2012	Re-signed restricted free agent Ivan Johnson.
September 17, 2012	Requested waivers on Jordan Williams.
September 6, 2012	Signed second-round draft pick Mike Scott.
August 28, 2012	Named Kenny Atkinson Assistant Coach/Player Development, Bob Weiss Assistant Coach/Consultant, Rick Sund Senior Advisor, Basketball Operations and Jeff Watkinson Strength and Conditioning Coach.
July 30, 2012	Completed a sign-and-trade transaction that sent Willie Green to the LA Clippers in exchange for the rights to Sofoklis Schortsanitis.
July 16, 2012	Acquired Kyle Korver from the Chicago Bulls in exchange for cash considerations.
July 16, 2012	Requested waivers on Jordan Farmer.
July 12, 2012	Signed free agent Lou Williams.
July 11, 2012	Acquired Anthony Morrow, Jordan Farmer, DeShawn Stevenson, Johan Petro, Jordan Williams, a first-round pick, a second-round pick and draft considerations from the Brooklyn Nets in exchange for Joe Johnson.
July 11, 2012	Acquired Devin Harris from the Utah Jazz in exchange for Marvin Williams.
July 10, 2012	Signed John Jenkins.
July 3, 2012	Named Wes Wilcox Assistant General Manager.
June 28, 2012	Selected John Jenkins (23rd overall) and Mike Scott (43rd overall) in 2012 NBA Draft.
June 25, 2012	Danny Ferry named President of Basketball Operations and General Manager.
May 18, 2012	Hawks pick up contract option for head coach Larry Drew.
April 27, 2012	Ivan Johnson named Eastern Conference Rookie of the Month.

## MAJOR TRANSACTIONS: 1968 - 2015, CONT.

March 26, 2012	Joe Johnson named Eastern Conference Player of the Week.
March 15, 2012	Hawks trade a 2012 second-round pick to the Golden State Warriors in exchange for cash considerations.
March 1, 2012	Signed Erick Dampier for the remainder of the season.
February 19, 2012	Signed Erick Dampier to a second 10-day contract.
February 9, 2012	Signed Erick Dampier to a 10-day contract.
January 26, 2012	Requested waivers on Donald Sloan.
December 23, 2011	Requested waivers on Keith Benson, Magnum Rolle, Pape Sy and Brad Wanamaker.
December 22, 2011	Signed Willie Green.
December 20, 2011	Signed Jannero Pargo.
December 17, 2011	Requested waivers on Charles Garcia and Zach Graham.
December 12, 2011	Signed Brad Wanamaker.
December 9, 2011	Signed second-round pick Keith Benson ... Signed free agents Tracy McGrady, Vladimir Radmanovic, Jerry Stackhouse, Charles Garcia, Zach Graham, Ivan Johnson and Donald Sloan ... Re-signed Jason Collins.
June 23, 2011	Selected Keith Benson with the 48th overall pick (2nd round) of the 2011 NBA Draft.
April 11, 2011	Signed free agent Magnum Rolle.
March 2, 2011	Recalled Pape Sy from the Utah Flash of the NBA Development League.
February 23, 2011	Acquired Kirk Hinrich and Hilton Armstrong from Washington in exchange for Mike Bibby, Maurice Evans, Jordan Crawford and a draft pick.
January 28, 2011	Signed Damien Wilkins for the remainder of the season.
January 18, 2011	Signed Damien Wilkins to a second 10-day contract.
January 8, 2011	Signed Damien Wilkins to a 10-day contract.
January 5, 2011	Requested waivers on Damien Wilkins.
December 27, 2010	Assigned Pape Sy to the Utah Flash of the NBA Development League.
December 3, 2010	Signed Damien Wilkins.
November 1, 2010	Agreed to a multi-year contract extension with Al Horford.
October 20, 2010	Released Evan Brock, Richard Delk and Ricardo Marsh.
September 24, 2010	Signed Evan Brock, Richard Delk and Ricardo Marsh.
September 15, 2010	Signed Pape Sy.
September 8, 2010	Named Nick Van Exel as Player Development Instructor.
September 2, 2010	Signed Etan Thomas.
July 29, 2010	Re-signed Jason Collins.
July 28, 2010	Named Kenny Gattison an assistant coach.
July 26, 2010	Josh Powell signed to a contract.
July 14, 2010	Acquired second-round pick from Phoenix, in exchange for Josh Childress.
July 9, 2010	Signed rookie guard Jordan Crawford.
July 8, 2010	Re-signed unrestricted free agent Joe Johnson.
July 8, 2010	Named Lester Conner, Bob Bender and Tyrone Hill assistant coaches, and Greg Ballard as scout.
June 24, 2010	Acquired Jordan Crawford, along with rights to Tibor Pleiss, in a draft night trade from New Jersey, in exchange for the rights to Damon James ... Pleiss' rights are traded to the Oklahoma City Thunder in exchange for cash considerations.
June 18, 2010	Phillips Arena President Bob Williams named President of the Hawks.
June 13, 2010	Larry Drew named head coach.
May 6, 2010	Joe Johnson named All-NBA third team.
May 5, 2010	Josh Smith named to NBA's All-Defensive second team.
April 27, 2010	Jamal Crawford named the winner of the NBA's Sixth Man Award.
February 1, 2010	Signed Mario West for the remainder of the season.
January 22, 2010	Signed Mario West to a second 10-day contract.
January 12, 2010	Signed Mario West to a 10-day contract.
January 5, 2010	Waived Othello Hunter.
October 21, 2009	Waived Garret Siler, Courtney Sims and Mario West.
October 20, 2009	Waived Juan Dixon and Mike Wilks.
October 13, 2009	Waived Aaron Miles and Frank Robinson.
September 25, 2009	Signed Juan Dixon, Othello Hunter, Aaron Miles, Frank Robinson, Garret Siler, Courtney Sims, Mario West and Mike Wilks.
September 2, 2009	Signed Jason Collins.
August 25, 2009	Signed Joe Smith.
August 7, 2009	Re-signed Marvin Williams.
July 20, 2009	Signed Jeff Teague.
July 14, 2009	Acquired a second-round draft pick, cash and future considerations from Houston in exchange for David Andersen.
July 13, 2009	Signed Mike Bibby and Zaza Pachulia to new contracts.
June 25, 2009	Acquired Jamal Crawford from Golden State in exchange for Acie Law IV and Speedy Claxton.
June 25, 2009	Selected Jeff Teague (19th overall) and Sergiy Gladys (49th) in the 2009 NBA Draft.
February 23, 2009	Recalled Thomas Garnder and Othello Hunter from the Anaheim Arsenal of the NBA D-League.
February 20, 2009	Assigned Thomas Gardner to the Anaheim Arsenal of the NBA D-League.
February 17, 2009	Assigned Othello Hunter to the Anaheim Arsenal of the NBA D-League.
October 14, 2008	Requested waivers on Marcus Hubbard and Frank Robinson.

## MAJOR TRANSACTIONS: 1968 - 2015, CONT.

October 4, 2008.....	Waived Oluamide Oyediji.
September 29, 2008.....	Signed free agent Oluamide Oyediji.
September 26, 2008.....	Signed free agents Marcus Hubbard, Frank Robinson and Mario West.
September 25, 2008.....	Exercised the contract options for 2009-10 season on Al Horford and Acie Law IV.
September 24, 2008.....	Named Mark Price Shooting Consultant and Duane Ferrell as Player Relations and Programs Manager.
August 13, 2008.....	Atlanta matches the Memphis Grizzlies offer sheet on Josh Smith, signing him to a new contract.
August 12, 2008.....	Hawks sign free agent Ronald "Flip" Murray.
August 11, 2008.....	Atlanta signs free agents Thomas Gardner and Othello Hunter.
July 30, 2008.....	Hawks sign free agent Randolph Morris.
July 29, 2008.....	Atlanta signs free agent Maurice Evans.
July 16, 2008.....	Hawks name Jim Todd and Tyrone Hill assistant coaches.
June 24, 2008.....	Atlanta signs assistant coaches Larry Drew and Bob Bender to new contracts, and announces the addition of David Pendergraft (Assistant GM/Director of Player Personnel) and Steve Rosenberry (Director of Pro Personnel/College Scouting) to the basketball operations department.
June 13, 2008.....	Hawks sign head coach Mike Woodson to a new contract.
May 28, 2008.....	Atlanta names Rick Sund as General Manager.
March 9, 2008.....	Hawks sign Jeremy Richardson for the remainder of the season.
February 28, 2008.....	Atlanta signs Jeremy Richardson to a second 10-day contract.
February 18, 2008.....	Hawks sign Jeremy Richardson to a 10-day contract.
February 16, 2008.....	Atlanta acquires Mike Bibby from Sacramento in exchange for Anthony Johnson, Tyronn Lue, Shelden Williams, Lorenzen Wright and a 2008 second round draft pick.
October 25, 2007.....	Hawks waive Antywane Robinson, Steven Smith and Jamaal Tatum.
October 1, 2007.....	Atlanta signs free agents Antywane Robinson, Steven Smith, Jamaal Tatum and Mario West.
August 22, 2007.....	Hawks name Alton Lister as an assistant coach.
August 21, 2007.....	Atlanta exercised contract options on Marvin Williams and Shelden Williams for 2008-09 season.
July 9, 2007.....	Hawks sign first-round picks Al Horford and Acie Law IV.
June 28, 2007.....	Atlanta selects Al Horford (third overall) and Aice Law IV (11th overall) in the 2007 NBA Draft.
April 19, 2007.....	Shelden Williams named NBA Eastern Conference Rookie of the Month.
February 22, 2007.....	Hawks acquire Anthony Johnson from Dallas in exchange for a 2007 2nd-round pick.
February 6, 2007.....	Atlanta signs Jeremy Richardson to a second 10-day contract.
January 27, 2007.....	Hawks sign Jeremy Richardson to a 10-day contract.
January 16, 2007.....	Atlanta signs Dijon Thompson to a second 10-day contract.
January 6, 2007.....	Hawks sign Dijon Thompson to a 10-day contract.
January 3, 2007.....	Atlanta waives Cedric Bozeman.
December 28, 2006.....	Hawks sign Slava Medvedenko.
December 23, 2006.....	Atlanta waives Matt Freije.
October 26, 2006.....	Hawks waive Andre Brown and Andreas Glyniadakis.
October 23, 2006.....	Atlanta waives Lionel Chalmers and Kaniel Dickens.
October 3, 2006.....	Promoted Gary Fitzsimmons to VP/Asst. GM, Scott Wilkinson to Asst. GM and Mike McNeive to Director of Basketball Ops.
September 29, 2006.....	Signed Cedric Bozeman, Andre Brown, Lionel Chalmers, Kaniel Dickens, Matt Freije and Andreas Glyniadakis.
August 30, 2006.....	Hawks sign Lorenzen Wright to a contract.
August 28, 2006.....	Atlanta exercises the 2007-08 contract options for Josh Smith, Josh Childress and Marvin Williams.
August 22, 2006.....	Hawks acquire a 2007 first-round pick from the Indiana Pacers, in exchange for Al Harrington and John Edwards.
July 12, 2006.....	Atlanta signs guard Speedy Claxton to a contract.
July 12, 2006.....	Atlanta signs second-round draft pick Solomon Jones to a contract.
July 10, 2006.....	Hawks sign first-round draft pick Shelden Williams to a contract.
June 30, 2006.....	Hawks exercised contract option on Royal Ivey for 2005-06 campaign, and decline Donta Smith's option.
June 29, 2006.....	Atlanta selects Shelden Williams (1st round, 5th overall) and Solomon Jones (2nd round, 33rd overall) in the 2006 NBA Draft.
May 4, 2006.....	Marvin Williams named to the NBA All-Rookie second team.
April 16, 2006.....	Hawks sign Anthony Grundy for the remainder of the season.
April 6, 2006.....	Atlanta signs Anthony Grundy to a second 10-day contract.
March 27, 2006.....	Hawks sign Anthony Grundy to a 10-day contract.
March 12, 2006.....	Atlanta signs James Lang to a second 10-day contract.
March 6, 2006.....	Hawks recall Donta Smith from Arkansas of the NBA Development League.
March 2, 2006.....	Atlanta signs James Lang to a 10-day contract.
February 24, 2006.....	Hawks waive Tony Delk.
January 5, 2006.....	Atlanta waives John Thomas.
December 2, 2005.....	Hawks assign Donta Smith to the Arkansas RimRockers of the NBA Development League.
November 25, 2005.....	Atlanta claims John Thomas off waivers.
October 27, 2005.....	Hawks waive Anthony Grundy and Ajani Williams.
October 13, 2005.....	Atlanta waives Roderick Riley, Mark Strickland and Anthony Wilkins.
October 4, 2005.....	Hawks sign free agents Anthony Grundy, Roderick Riley, Mark Strickland, Anthony Wilkins and Ajani Williams.
September 12, 2005.....	Atlanta signs free agent Esteban Batista.

## MAJOR TRANSACTIONS: 1968 - 2015, CONT.

August 30, 2005.....	Hawks announce signing of Tyronn Lue, Salim Stoudamire and John Edwards.
August 19, 2005.....	Atlanta obtains Joe Johnson from the Phoenix Suns in exchange for Boris Diaw and two conditional first-round picks.
August 11, 2005.....	Hawks sign free agent Zaza Pachulia.
August 3, 2005.....	Atlanta signs Milwaukee's restricted free agent Zaza Pachulia to an offer sheet.
July 12, 2005.....	Hawks sign Marvin Williams to a contract.
July 5, 2005.....	Atlanta releases Obinna Ekezie and James Thomas.
July 1, 2005.....	Hawks decline to pick up the contract option on Peja Drobnyak, making him an unrestricted free agent.
June 28, 2005.....	Atlanta selects Marvin Williams (No. 2), Salim Stoudamire (No. 31) and Cenk Akyol (No. 59) in the 2005 NBA Draft.
April 16, 2005.....	Hawks place James Thomas (back spasms) on the injured list, and activate Kevin Willis.
April 9, 2005.....	Atlanta places Obinna Ekezie (strained left shoulder) on the IL, and signs James Thomas for the remainder of the season.
April 7, 2005.....	Hawks place Al Harrington (right knee tendinitis) on the IL, and activate Michael Stewart.
March 14, 2005.....	Hawks place Michael Stewart (low back spasms) on the IL, and activate Tony Delk.
March 8, 2005.....	Atlanta places Kevin Willis (lower back strain) on the IL, and activates Donta Smith.
March 5, 2005.....	Hawks activate Kevin Willis from the IL.
March 1, 2005.....	Atlanta waives Gary Payton.
February 24, 2005.....	Atlanta acquires a 2005 or future first-round pick, Gary Payton, Tom Gugliotta and Michael Stewart from the Boston Celtics in exchange for Antoine Walker ... Atlanta waives Kenny Anderson and Chris Crawford ... Atlanta places Tony Delk (left hand contusion) and Donta Smith (left knee tendinitis) on the injured list.
February 22, 2005.....	Hawks place Kevin Willis (lower back strain) on the IL, and activate Al Harrington.
February 12, 2005.....	Hawks place Kenny Anderson (left hamstring strain) on the IL, and activate Josh Smith.
February 7, 2005.....	Hawks place Al Harrington (right knee tendinitis) on the IL, and activate Kenny Anderson.
February 2, 2005.....	Atlanta places Josh Smith (sprained right ankle) on the IL, and activates Donta Smith.
January 31, 2005.....	Hawks sign Obinna Ekezie for the remainder of the season.
January 29, 2005.....	Atlanta places Kenny Anderson (left calf strain) on the IL, and activates Royal Ivey.
January 24, 2005.....	Hawks place Donta Smith (left knee tendinitis) on the IL, and activate Kevin Willis.
January 20, 2005.....	Hawks sign Obinna Ekezie to a second 10-day contract.
January 19, 2005.....	Hawks place Royal Ivey (right knee tendinitis) on the IL, and activate Tony Delk.
January 10, 2005.....	Atlanta places Kevin Willis (strained lower back) on the IL, and signs Obinna Ekezie to a 10-day contract.
January 6, 2005.....	Atlanta places Tony Delk (left hand contusion/sprain) on the IL, and activates Donta Smith.
December 23, 2004.....	Atlanta acquires Tyronn Lue from the Houston Rockets in exchange for Jon Barry.
December 14, 2004.....	Atlanta waives Jelani McCoy, and activates Royal Ivey from the IL.
November 30, 2004.....	Hawks place Donta Smith (lower back strain) on the IL, and activate Kevin Willis.
November 26, 2004.....	Hawks place Royal Ivey (sprained right medial collateral ligament) on the IL, and activate Donta Smith.
November 19, 2004.....	Atlanta places Kevin Willis (strained right shoulder) on the IL, and activates Tony Delk.
November 8, 2004.....	Hawks waive Anthony Miller and sign Jelani McCoy.
November 1, 2004.....	Hawks place Chris Crawford (torn ACL, right knee), Tony Delk (sore right knee) and Donta Smith (lower back strain) on the IL.
October 28, 2004.....	Hawks waive Lonny Baxter and Donnell Harvey.
October 22, 2004.....	Atlanta signs Donnell Harvey, and waives Reggie Butler, Jeff Myers and Saddi Washington.
October 6, 2004.....	Atlanta extends the contract of Executive VP and General Manager Billy Knight.
October 5, 2004.....	Hawks sign Anthony Miller.
October 4, 2004.....	Atlanta signs Saddi Washington, Reggie Butler, Jeff Myers and Lonny Baxter.
September 22, 2004.....	Atlanta signs Kevin Willis.
September 16, 2004.....	Hawks sign Kenny Anderson and Jon Barry.
August 24, 2004.....	Hawks name Larry Drew, Herb Brown, Bob Bender, Greg Ballard and David Fizdale assistant coaches.
August 16, 2004.....	Hawks acquire Predrag Drobnjak from Charlotte for a 2005 second-round pick.
August 4, 2004.....	Atlanta acquires Antoine Walker and Tony Delk from Dallas in exchange for Jason Terry, Alan Henderson and a future first-round pick.
July 15, 2004.....	Hawks acquire Al Harrington from the Indiana Pacers in exchange for Stephen Jackson (sign-and-trade).
July 12, 2004.....	Atlanta signs first-round picks Josh Childress and Josh Smith.
July 8, 2004.....	Hawks name Mike Woodson as head coach.
June 24, 2004.....	Hawks select Josh Childress (No. 6), Josh Smith (No. 17), Donta Smith (No. 34), Royal Ivey (No. 37) and Viktor Sanikidze (No. 42) in the 2004 NBA Draft ... Hawks trade Sanikidze to the San Antonio Spurs for a 2005 second-round pick, and cash considerations.
May 7, 2004.....	Hawks dismiss Terry Stotts from head coaching position.
March 31, 2004.....	The Hawks and Philips Arena operating rights are sold to a group of businessmen led by Bruce Levenson and Michael Gearon. Additionally, Bernie Mullin is named President and Chief Executive Officer, Billy Duffy is named Executive Vice President and Chief Financial Officer and Alley Penningroth is named Vice President of Strategic Planning/Special Assistant to the President & CEO ... Additionally, Dominique Wilkins is named Vice President/Basketball.
March 28, 2004.....	Atlanta signs Jason Collier for the remainder of the season.
March 18, 2004.....	Hawks sign Michael Bradley for the remainder of the season, and sign Jason Collier to a second 10-day contract.

## MAJOR TRANSACTIONS: 1968 - 2015, CONT.

March 15, 2004.....	Atlanta waives forward Chris Mills, places center Joel Przybilla on the injured list, and signs center Mamadou N'diaye for the rest of the season.
March 12, 2004.....	Hawks announce that a group of businessmen led by Bruce Levenson and Michael Gearon have received NBA approval for transfer of the Hawks' operations.
March 9, 2004.....	Atlanta signs forward Josh Davis to a 10-day contract.
March 8, 2004.....	Hawks sign forward Jason Collier to a 10-day contract.
March 1, 2004.....	Atlanta places forward Chris Mills on the injured list, and activates guard/forward Travis Hansen.
February 28, 2004.....	Hawks sign center Mamadou N'diaye to a second 10-day contract.
February 27, 2004.....	Atlanta signs forward/center Hiram Fuller to a 10-day contract.
February 25, 2004.....	Hawks request waivers on guard Dion Glover.
February 19, 2004.....	Atlanta obtains a first-round pick (owed to Detroit from Milwaukee), guard Bob Sura and center Zeljko Rebraca from the Detroit Pistons, as well as veteran forward Chris Mills from the Boston Celtics, with forward Rasheed Wallace going to the Pistons in exchange. As part of the three-team deal, Chuckie Atkins, Lindsey Hunter, a first-round draft pick and cash compensation go from Detroit to Boston in exchange for Mike James.
February 19, 2004.....	Hawks request waivers on Terrell Brandon, and place Travis Hansen and Alan Henderson on the injured list.
February 18, 2004.....	Hawks request waivers on Michael Doleac, and sign center Mamadou N'diaye to a 10-day contract.
February 15, 2004.....	Atlanta acquires Michael Doleac (from the Knicks) and Joel Przybilla (from the Bucks), along with a 2005 second-round draft choice (from the Knicks), in exchange for Nazr Mohammed (to the Knicks) ... In addition, Keith Van Horn goes from New York to Milwaukee, while Tim Thomas goes from the Bucks to the Knicks.
February 9, 2004.....	Hawks obtain Rasheed Wallace and Wesley Person from Portland in exchange for Shareef Abdur-Rahim, Theo Ratliff and Dan Dickau.
December 29, 2003.....	Atlanta requests waivers on forward Lee Nailon, and activates forward Alan Henderson from the injured list.
November 17, 2003.....	Hawks, Braves and Thrashers president Stan Kasten announces his resignation.
November 8, 2003.....	Hawks place Alan Henderson on the injured list, and activate Dan Dickau.
October 27, 2003.....	Hawks place guards Terrell Brandon and Dan Dickau and forward/center Obinna Ekezie on the injured list.
October 27, 2003.....	Atlanta requests waivers on Randy Holcomb.
October 23, 2003.....	Hawks request waivers on Jerry Holman and "Smush" Parker.
October 17, 2003.....	Hawks request waivers on guard Tierre Brown.
October 3, 2003.....	Atlanta signs free agent forward Stephen Jackson.
September 29, 2003.....	Hawks head coach Terry Stotts names Larry Smith, Jim Boylan, Armond Hill and Mike McNeive as his assistant coaches.
September 26, 2003.....	Hawks sign guard Dion Glover to a contract.
September 25, 2003.....	Atlanta announces the re-signing of guard Jason Terry to a contract.
September 16, 2003.....	Hawks announce that Turner Broadcasting System, Inc. (TBS, Inc.) and a group of businessmen led by Bruce Levenson and Michael Gearon have signed a binding agreement for transfer of ownership of the Hawks.
September 11, 2003.....	Hawks receive notification that guard Jason Terry has signed an offer sheet with the Utah Jazz.
September 4, 2003.....	Atlanta signs free agent guard Jacque Vaughn.
August 11, 2003.....	Hawks name Billy Knight as General Manager and Terry Stotts as Head Coach.
August 6, 2003.....	Hawks assistant coach Alex English accepts an assistant coaching position with the Philadelphia 76ers.
July 23, 2003.....	Atlanta acquires the contract and services of guard Terrell Brandon from the Timberwolves, and Randy Holcomb from the Philadelphia 76ers, along with a 2007 first-round pick, in exchange for sending forward Glenn Robinson and a 2006 second-round pick to the Sixers, as part of a four-team deal which includes New York and Minnesota.
July 10, 2003.....	Hawks sign draft picks Boris Diaw and Travis Hansen to contracts.
June 26, 2003.....	Atlanta selects guard/forward Boris Diaw in the first round (21st overall) and guard Travis Hansen in the second round (37th overall) of the 2003 NBA Draft.
June 26, 2003.....	Hawks extend qualifying offer to restricted free agent Jason Terry.
May 29, 2003.....	Hawks assistant coach Steve Henson accepts a position as assistant coach at University of South Florida.
May 1, 2003.....	Turner Broadcasting enters letter of intent with David McDavid, providing an exclusive negotiating period for the possible purchase of the Atlanta Hawks, Atlanta Thrashers and the operating rights to Philips Arena.
April 14, 2003.....	Hawks sign Mikki Moore for the remainder of the season.
April 3, 2003.....	Atlanta signs Mikki Moore to a second 10-day contract.
April 2, 2003.....	Hawks relieve VP/GM Pete Babcock of his duties.
March 24, 2003.....	Atlanta signs Mikki Moore to a 10-day contract.
March 4, 2003.....	Hawks sign Brandon Williams to a second 10-day contract.
February 21, 2003.....	Jermaine Jackson signed for the remainder of the season, and Brandon Williams signed to a 10-day contract.
February 10, 2003.....	Atlanta signs Jermaine Jackson to a second 10-day contract.
February 2, 2003.....	Hawks sign Corey Benjamin to his second 10-day contract.
January 30, 2003.....	Atlanta signs Jermaine Jackson to a 10-day contract.
January 24, 2003.....	Hawks place Ira Newble on the injured list and activate Chris Crawford.
January 22, 2003.....	Atlanta signs Corey Benjamin to a 10-day contract.
January 20, 2003.....	Mike Wilks is signed to a second 10-day contract.
January 9, 2003.....	Hawks place Chris Crawford on the injured list, and sign Mike Wilks and Paul Shirley to 10-day contracts.
January 7, 2003.....	Atlanta requests waivers on guard Mike Wilks.
January 3, 2003.....	Hawks waive Matt Maloney and activate Dan Dickau from the injured list.
December 26, 2002.....	Atlanta relieves head coach Lon Kruger and assistant coach Gar Heard of their duties. Terry Stotts is named head coach, while Alex English is promoted from Director of Player Development to assistant coach, and Steve Henson remains as assistant coach.

## MAJOR TRANSACTIONS: 1968 - 2015, CONT.

December 24, 2002.....	Hawks sign guard Mike Wilks.
December 23, 2002.....	Guard Emanuel Davis is placed on the injured list.
December 10, 2002.....	Atlanta waives center Amal McCaskill and activated center Nazr Mohammed.
November 21, 2002.....	Hawks place Dan Dickau on the injured list and signed Matt Maloney.
November 9, 2002.....	Atlanta releases Antonio Harvey and activated Chris Crawford from the injured list.
October 31, 2002.....	Nazr Mohammed placed on the injured list, and signed Amal McCaskill.
October 28, 2002.....	Hawks place Chris Crawford and DerMarr Johnson on the injured list.
October 24, 2002.....	Atlanta releases Maurice Carter, Rod Grizzard and Paul Shirley from the training camp roster.
October 18, 2002.....	Hawks release Fred House and George Williams from the training camp roster.
October 11, 2002.....	Atlanta releases Mario Bennett from the training camp roster.
September 11, 2002.....	Hawks re-sign forward Ira Newble.
September 5, 2002.....	Atlanta names Harold Ellis as an advance scout.
August 20, 2002.....	Hawks name Terry Stotts and Steve Henson as assistant coaches, Alex English as Director of Player Development, and Dominique Wilkins as Player Development Assistant.
August 2, 2002.....	Atlanta acquires forward Glenn Robinson from the Milwaukee Bucks in exchange for Toni Kukoc, Leon Smith and a first round draft pick in 2003.
July 11, 2002.....	Hawks sign rookie point guard Dan Dickau.
June 26, 2002.....	Atlanta acquires the draft rights to Dan Dickau from the Sacramento Kings in exchange for a future first-round draft pick ... Atlanta selects David Andersen in the second round (37th overall) ... The Hawks trade Efthimos Rentzias to Philadelphia for two future second-round picks.
May 17, 2002.....	Hawks announce the promotion of Chris Grant to Director of Scouting.
May 15, 2002.....	Billy Knight named to newly created position of Director of Basketball Operations.
March 6, 2002.....	Atlanta granted an injury exception for Dion Glover, and sign Leon Smith for the remainder of the season.
February 17, 2002.....	Hawks place Theo Ratliff (right hip sprain) on the injured list and activate Toni Kukoc from the injured list.
February 15, 2002.....	Atlanta activates Alan Henderson from the injured list.
February 11, 2002.....	Ira Newble signed for the remainder of the season.
February 1, 2002.....	Hawks sign Ira Newble to a second 10-day contract.
January 29, 2002.....	Atlanta signs Mark Strickland for the remainder of the season.
January 24, 2002.....	Leon Smith signed to a second 10-day contract.
January 22, 2002.....	The NBA suspends Shareef Abdur-Rahim and Jason Terry for three games and one game respectively for their roles in an altercation during the fourth quarter of the Jan. 21 game against Houston ... Hawks place Emanuel Davis on the injured list and sign Ira Newble to a 10-day contract.
January 19, 2002.....	Atlanta signs Mark Strickland to a second 10-day contract.
January 14, 2002.....	Hawks sign Leon Smith to a 10-day contract.
January 10, 2002.....	Atlanta activates Theo Ratliff from the injured list and places Toni Kukoc (fractured right wrist) on the injured list.
January 9, 2002.....	Chris Crawford (torn ACL, left knee) is placed on the injured list and Mark Strickland is signed to a 10-day contract.
January 7, 2002.....	Hawks request waivers on Mark Strickland and Reggie Slater ... Chris Crawford is activated from the injured list.
December 13, 2001.....	Atlanta signs Reggie Slater.
November 18, 2001.....	Dickey Simpkins is waived.
November 14, 2001.....	Hawks sign Dickey Simpkins.
November 13, 2001.....	Atlanta signs forward Mark Strickland ... Hawks activate Shareef Abdur-Rahim from the injured list, and in a separate transaction, places forward Chris Crawford (torn ACL, left knee) on the injured list.
November 10, 2001.....	Toni Kukoc is activated from the injured list and Shareef Abdur-Rahim (left knee contusion) is placed on the injured list.
November 6, 2001.....	Hawks place Toni Kukoc (strained left quadricep muscle) is placed on the injured list.
November 5, 2001.....	Atlanta places Theo Ratliff (right hip flexor and slight groin pull) on the injured list.
October 29, 2001.....	Alan Henderson (inflammation, right knee) is placed on the injured list.
October 26, 2001.....	Hawks exercise their option on fourth-year contracts of Jason Terry and Dion Glover.
October 24, 2001.....	Atlanta requests waivers on Ira Newble, Ivano Newbill and Scoonie Penn.
October 9, 2001.....	Hawks release Juan "Pepe" Sanchez.
October 2, 2001.....	Free agents Ivano Newbill, Ira Newble, Scoonie Penn and Juan "Pepe" Sanchez signed.
July 30, 2001.....	Atlanta signs free agent guard Jacque Vaughn.
July 27, 2001.....	Free agent guard Emanuel Davis signs with Atlanta.
July 19, 2001.....	Hawks agree to terms with free agent center Nazr Mohammed.
June 27, 2001.....	Atlanta drafts Maryland's Terrence Morris with the 34th overall pick in the 2001 NBA Draft, and trades his rights to the Houston Rockets for a future first round pick.
June 27, 2001.....	Hawks draft Iowa State's Jamaal Tinsley with the 27th overall pick in the 2001 NBA Draft, and trade his rights to the Indiana Pacers for a future first round pick.
June 27, 2001.....	Hawks reach an agreement in principle to acquire Shareef Abdur-Rahim and the 27th overall pick in the 2001 NBA Draft from the Vancouver Grizzlies in exchange for Brevin Knight, Lorenzen Wright and Pau Gasol, the third overall pick in the 2001 NBA Draft.
March 19, 2001.....	Atlanta activates Lorenzen Wright from the injured list.
March 12, 2001.....	Pepe Sanchez is waived and Matt Maloney is activated from the injured list.
March 10, 2001.....	Hawks place Lorenzen Wright (sprained right thumb) on the injured list.
February 23, 2001.....	Theo Ratliff (stress fracture, right wrist) is placed on injured list and Hanno Mottola is activated.

## MAJOR TRANSACTIONS: 1968 - 2015, CONT.

February 22, 2001	Atlanta releases Ira Bowman and Larry Robinson from 10-day contracts, and acquires Theo Ratliff, Toni Kukoc, Nazr Mohammed and Pepe Sanchez from the Philadelphia 76ers in exchange for Dikembe Mutombo and Roshown McLeod.
February 16, 2001	Roshown McLeod is placed on the injured list and Ira Bowman is signed to a 10-day contract.
February 14, 2001	Hawks place Matt Maloney (strained right hand) on the injured list.
February 13, 2001	Atlanta places Hanno Mottölä (sprained left elbow) on the injured list.
February 5, 2001	Tony Smith is not offered a second 10-day contract and Matt Maloney is activated.
February 2, 2001	Brevin Knight is activated from the injured list.
January 26, 2001	Hawks place Brevin Knight (strained right groin) on the injured list.
January 25, 2001	Sean Colson is waived and Tony Smith is signed to a 10-day contract.
January 18, 2001	Hawks sign Sean Colson to a 10-day contract.
January 17, 2001	Atlanta places Matt Maloney (strained right hand) on the injured list.
January 13, 2001	The No. 21 jersey of Hawks and NBA legend Dominique Wilkins is retired at Philips Arena.
January 13, 2001	Atlanta waives Andy Panko, and activates Chris Crawford from the injured list.
January 6, 2001	Alan Henderson is activated from the injured list.
January 5, 2001	Andy Panko is signed to a 10-day contract.
January 2, 2001	Hawks acquire Brevin Knight from the Cleveland Cavaliers in exchange for Jim Jackson, Anthony Johnson and Larry Robinson.
December 26, 2000	Atlanta activates Jim Jackson from the injured list.
December 19, 2000	Alan Henderson (sprained left shoulder) is placed on the injured list.
December 15, 2000	Atlanta places Jim Jackson (sprained right knee) on the injured list and activates Roshown McLeod.
December 12, 2000	Hawks place Chris Crawford (sprained left ankle and sore right big toe) on the injured list.
November 28, 2000	Dion Glover activated from injured list.
November 24, 2000	Jim Jackson (sprained medial collateral ligament, right knee) is placed on the injured list.
November 14, 2000	Atlanta places Roshown McLeod on the injured list and Cal Bowdler is activated.
November 8, 2000	Hawks waive Anthony "Pig" Miller, and activate Dikembe Mutombo from the injured list.
October 30, 2000	Cal Bowdler (sprained medial collateral ligament, right knee), Dion Glover (stress fracture, left foot) and Dikembe Mutombo (mild case of malaria) are placed on the injured list, and Roshown McLeod's contract is extended to a fourth year (for the 2001-02 season).
October 28, 2000	Dan Cross, Stephen Howard and Rick Hughes are waived.
October 26, 2000	Free agent Chris Carrarell signs, and is waived.
October 25, 2000	Atlanta signs free agent Stephen Howard.
October 22, 2000	Hawks sign free agents Dan Cross and Rick Hughes.
October 2, 2000	Atlanta signs free agents Pete Chilcutt, Anthony "Pig" Miller, Matt Maloney, Michael Hawkins, Larry Robinson and Jason Sasser to contracts.
August 24, 2000	Hawks name Wally Blase as Athletic Trainer and Tom Smith as assistant trainer/equipment manager.
August 18, 2000	Atlanta signs free agent guard Anthony Johnson to a contract, marking his second tour of duty with the Hawks.
July 26, 2000	Hawks sign second round pick Hanno Mottölä to a contract.
July 14, 2000	Atlanta signs first round pick DerMarr Johnson to a contract.
July 10, 2000	Hawks name Gar Heard as an assistant coach, joining the staff of Lon Kruger.
June 28, 2000	Atlanta selects DerMarr Johnson (sixth overall), Hanno Mottölä (40th overall) and Scoonie Penn (56th overall) in NBA Draft 2000.
June 8, 2000	Hawks name Rick Mahorn and Eric Musselman as assistant coaches to Lon Kruger's staff.
May 25, 2000	Atlanta names former Illinois head coach Lon Kruger as the eighth full-time head coach in Atlanta Hawks history.
April 24, 2000	Head coach Lenny Wilkens elects to resign his position.
March 27, 2000	Hawks sign Drew Barry for the remainder of the season.
March 17, 2000	Atlanta places Isaiah Rider on waivers.
February 25, 2000	Hawks activate Dion Glover from the injured list.
February 24, 2000	Atlanta trades Anthony Johnson to the Orlando Magic in exchange for a future second-round pick.
February 13, 2000	Hawks center Dikembe Mutombo plays in the All-Star game for the sixth time in his career.
January 28, 2000	Hawks place Dion Glover on the injured list and activate Roshown McLeod.
December 30, 1999	Isaiah Rider suspended by the Hawks for one game.
December 22, 1999	Atlanta requests waivers on Brandon Williams and activates LaPhonso Ellis from the injured list.
December 15, 1999	Hawks sign Brandon Williams to a contract.
December 8, 1999	Atlanta places Roshown McLeod (strained hamstring) on the injured list.
November 15, 1999	Hawks suspend Isaiah Rider (violation of team rules) for one game.
November 4, 1999	Atlanta plays their first game ever at Philips Arena, a 119-109 loss to the Milwaukee Bucks.
November 1, 1999	LaPhonso Ellis is placed on the injured list (strained calf).
October 18, 1999	Atlanta requests waivers on Raja Bell, Terik Brown, Tom Wideman and Kevin Jobity.
August 17, 1999	Hawks request waivers on Tyrone Corbin and Duane Ferrell.
August 8, 1999	Atlanta acquires Lorenzen Wright from the Los Angeles Clippers in exchange for two first round draft picks.
August 2, 1999	Hawks acquire guards Isaiah "J.R." Rider and Jim Jackson from the Portland Trail Blazers in exchange for guards Steve Smith and Ed Gray.
July 15, 1999	Hawks sign first round pick Dion Glover to a multi-year contract.
July 14, 1999	Atlanta signs first round picks Jason Terry and Cal Bowdler to multi-year contracts.

## MAJOR TRANSACTIONS: 1968 - 2015, CONT.

June 30, 1999	The Hawks select Arizona's Jason Terry with the 10th overall pick in the 1999 NBA Draft. Cal Bowdler (17th overall), Dion Glover (20th overall), Jumaine Jones (27th overall) and Roberto Bergersen (52nd overall) round out the team's draft picks. Jones (to Philadelphia for a future first round draft pick) and Bergersen (to Portland for cash considerations) are traded on draft night.
June 29, 1999	The Hawks trade guard Mookie Blaylock, along with the 21st pick in the 1999 NBA Draft, to the Golden State Warriors in exchange for guard Vernell "Bimbo" Coles, forward Duane Ferrell and the 10th overall selection.
May 9, 1999	Dikembe Mutombo is awarded the NBA's IBM Award, given to the player who makes the biggest contribution to his team.
April 16, 1999	Atlanta activates Steve Smith from the injured list.
April 8, 1999	Hawks sign Jeff Sheppard for the remainder of the season.
April 5, 1999	Atlanta announces the hiring of former Hawks player Jim Washington as Director of Community Affairs.
April 2, 1999	Atlanta places Steve Smith on the injured list.
March 29, 1999	Jeff Sheppard is signed to a second 10-day contract.
March 19, 1999	Hawks sign Jeff Sheppard to a 10-day contract.
March 14, 1999	LaPhonso Ellis is placed on the injured list.
March 4, 1999	Hawks release Jeff Sheppard and activate Steve Smith from the injured list.
February 22, 1999	Atlanta places Steve Smith on the injured list and re-signs Jeff Sheppard.
February 19, 1999	Hawks release Scot Pollard and Shammond Williams.
February 13, 1999	Scot Pollard is activated from the injured list.
February 12, 1999	Atlanta releases Jeff Sheppard.
February 4, 1999	Hawks place Scot Pollard on the injured list.
February 2, 1999	Atlanta releases Kebu Stewart.
February 1, 1999	Hawks sign Grant Long to a contract and request waivers on Bakari Hendrix.
January 30, 1999	Atlanta faces the Charlotte Hornets in a free pre-season game at Georgia Tech.
January 30, 1999	Atlanta signs free-agent forward LaPhonso Ellis to a multi-year contract.
January 25, 1999	Hawks release Mitch Henderson, Brian Oliver and Jason Lawson.
January 21, 1999	The Hawks sign free agent guard Anthony Johnson and free agent center Mark West, while reaching agreements with draft picks Roshown McLeod and Shammond Williams.
January 7, 1999	NBA owners ratify collective bargaining agreement, assuring a 1998-99 season.
October 2, 1998	Lenny Wilkens is enshrined into the Naismith Memorial Basketball Hall of Fame as a coach, joining John Wooden as the only people to be inducted twice (once as player, once as coach).
June 24, 1998	The Hawks select Roshown McLeod (20th pick overall) and Cory Carr (49th overall) in the 1998 NBA Draft. Atlanta then trades the draft rights to Carr, along with two future second round draft picks, to Chicago for the rights to Shammond Williams (34th selection overall).
June 23, 1998	The Basketball Hall of Fame announces that Lenny Wilkens will be re-enshrined to the Hall, this time as a coach, joining John Wooden as the only men to be inducted twice.
May 20, 1998	Dikembe Mutombo is named to the All-NBA third team.
May 6, 1998	Dikembe Mutombo named to the league's All-Defensive first team, while Mookie Blaylock is selected to the second team.
May 5, 1998	Dikembe Mutombo is named the NBA's Defensive Player of the Year for the second straight year, and third time in four seasons.
April 30, 1998	Alan Henderson is honored as the NBA's Most Improved Player for the 1997-98 season.
April 28, 1998	Steve Smith wins the NBA's 1997-98 J. Walter Kennedy Citizenship Award.
March 10, 1998	Eldridge Recasner is activated from the injured list.
March 9, 1998	Hawks opt not to re-sign Brian Oliver.
February 27, 1998	Brian Oliver is re-signed to a second 10-day contract.
February 17, 1998	Hawks sign Brian Oliver to a 10-day contract.
February 16, 1998	Lloyd Daniels is released.
February 13, 1998	Hawks sign Lloyd Daniels to a 10-day contract.
February 11, 1998	Drew Barry is signed for the remainder of the season.
January 30, 1998	Hawks sign Drew Barry to a second 10-day contract.
January 27, 1998	Dikembe Mutombo is selected (by fan vote) as the starting center for the Eastern Conference All-Star team, while Steve Smith is added as a reserve by the Eastern Conference coaches.
January 26, 1998	Ed Gray is removed from the suspended list, but remains on the injured list.
January 20, 1998	Hawks activate Mookie Blaylock from the injured list, opt not to sign Randy Livingston to a second 10-day contract and sign Drew Barry to a 10-day contract.
January 19, 1998	Ed Gray is placed on the suspended list (violation of team policies).
January 12, 1998	Steve Smith is named NBA Player of the Week.
January 10, 1998	Hawks sign Randy Livingston to a 10-day contract.
January 9, 1998	Mookie Blaylock and Ed Gray are placed on the injured list.
December 19, 1997	Hawks request waivers on Randy Livingston and activate "Pig" Miller from the injured list.
December 9, 1997	Anthony "Pig" Miller is placed on the injured list and Randy Livingston is signed.
November 20, 1997	Hawks request waivers on Randy Livingston and activate Eldridge Recasner.
November 10, 1997	Dikembe Mutombo is named the NBA Player of the Week.
November 7, 1997	Hawks requested waivers on Donald Whiteside and signed Randy Livingston.
October 30, 1997	Eldridge Recasner is placed on the injured list and request waivers on Ken Norman.

## MAJOR TRANSACTIONS: 1968 - 2015, CONT.

October 28, 1997 ..... Hawks release Matt Steigenga.  
 October 19, 1997 ..... Drew Barry and Walter Bond are released.  
 October 9, 1997 ..... Turner Sports and Entertainment Development, Inc. unveils design of the new downtown facility to serve as home of the Hawks and the NHL expansion Thrashers, scheduled to open in September, 1999.  
 October 8, 1997 ..... Hawks release David Crouse, Chris King and Jared Prickett.  
 September 29, 1997 ..... Hawks trade Priest Lauderdale to the Denver Nuggets in exchange for Efthimos Rentzias and a second-round selection in 2000.  
 September 12, 1997 ..... Hawks re-sign free agent Eldridge Recasner to a contract.  
 August 29, 1997 ..... Hawks Athletic Trainer Joe O'Toole announces his retirement, effective October 1. Strength and Conditioning Coach Chris Tucker is named as his replacement.  
 August 29, 1997 ..... Mookie Blaylock signs a four-year contract extension, effective after the 1997-98 season.  
 August 27, 1997 ..... Head Coach Lenny Wilkens is signed to a four-year contract extension, taking him through 2001-02 season.  
 July 8, 1997 ..... Announced the hiring of Phil Hubbard as an assistant coach, replacing Bill Hanzlik, who was named head coach of the Denver Nuggets.  
 June 25, 1997 ..... Atlanta selects Ed Gray (1st Round, 22nd overall), along with Alain Digbeu (2nd Round, 50th overall) and Chris Crawford (2nd Round, 51st overall) in the 1997 NBA Draft.  
 April 29, 1997 ..... Dikembe Mutombo (1st team) and Mookie Blaylock (2nd team) are named to the NBA's All-Defensive Team.  
 April 24, 1997 ..... Dikembe Mutombo is named the NBA's Defensive Player of the Year for the second time.  
 March 25, 1997 ..... Hawks sign Darrin Hancock for the remainder of the season.  
 March 15, 1997 ..... Darrin Hancock is signed to a second 10-day contract.  
 March 5, 1997 ..... Signed Darrin Hancock to a 10-day contract.  
 March 4, 1997 ..... Atlanta released Donnie Boyce.  
 February 24, 1997 ..... Hawks placed Ken Norman on the injured list and activated Tyrone Corbin.  
 February 15, 1997 ..... Placed Tyrone Corbin on the injured list and activated Alan Henderson.  
 February 5, 1997 ..... Christian Laettner and Dikembe Mutombo are named as reserves to the 1997 Eastern Conference All-Star Team. Mutombo started the game, replacing injured starter Patrick Ewing.  
 January 7, 1997 ..... Requested waivers on Darrin Hancock and Willie Burton and activated Tyrone Corbin.  
 January 2, 1997 ..... Atlanta signs Darrin Hancock to a contract.  
 December 31, 1996 ..... Hawks placed Willie Burton on the injured list.  
 December 20, 1996 ..... Atlanta signs Henry James to a contract.  
 December 19, 1996 ..... Placed Tyrone Corbin on the injured list.  
 December 2, 1996 ..... Activated Priest Lauderdale from the injured list.  
 November 26, 1996 ..... Hawks release Derrick Alston.  
 November 18, 1996 ..... Released Anthony "Pig" Miller and activated Ken Norman from the injured list.  
 November 14, 1996 ..... Atlanta signs Anthony "Pig" Miller to a contract.  
 November 13, 1996 ..... Hawks place Priest Lauderdale on the injured list and sign Derrick Alston to a contract.  
 November 12, 1996 ..... Atlanta places Alan Henderson on the injured list.  
 November 4, 1996 ..... Placed Ken Norman on the injured list and signed Willie Burton to a contract.  
 October 29, 1996 ..... Zarko Paspalj is released.  
 October 28, 1996 ..... Atlanta requests waivers on Willie Burton, Melvin Booker and Horacio Llamas.  
 October 2, 1996 ..... Sign Zarko Paspalj, Melvin Booker, Pat Durham and Ivano Novic to contracts.  
 September 27, 1996 ..... Sign free agent Eldridge Recasner to a contract.  
 September 12, 1996 ..... Atlanta signs free agents Tyrone Corbin and Willie Burton to contracts.  
 September 9, 1996 ..... Hawks sign first round pick Priest Lauderdale to a three-year contract.  
 September 5, 1996 ..... Atlanta announces that the club has hired Stan Albeck as an assistant coach/scout, replacing Jack Nolan, who took a position as an assistant coach with the Dallas Mavericks.  
 August 13, 1996 ..... Hawks sign Jon Barry to a one-year contract.  
 August 9, 1996 ..... Atlanta signs Horacio Llamas to a contract.  
 August 5, 1996 ..... Hawks re-sign Donnie Boyce to a one-year contract.  
 July 23, 1996 ..... Atlanta re-signs Steve Smith to a seven-year contract.  
 June 25, 1996 ..... Atlanta waives Donnie Boyce and Blair Rasmussen, while renouncing veteran free agents Craig Ehlo, Matt Bullard and Reggie Jordan.  
 July 15, 1996 ..... Atlanta reaches agreement on a multi-year contract with center Dikembe Mutombo and trades Stacey Augmon and Grant Long to the Detroit Pistons in exchange for two first round and two second round draft picks.  
 June 28, 1996 ..... Hawks elect not to exercise the option on Craig Ehlo's contract, making him a free agent.  
 June 26, 1996 ..... Hawks draft center Priest Lauderdale with the 28th overall pick in the 1996 NBA Draft.  
 June 25, 1996 ..... Atlanta trades the 45th and 47th overall picks in the 1996 NBA Draft to the Seattle Sonics in exchange for the 28th overall selection (second to last pick of the first round).  
 June 12, 1996 ..... The New York Knicks notify the Hawks that they will exercise their option and take Atlanta's first-round pick (19th overall) in the 1996 NBA Draft.  
 March 26, 1996 ..... Hawks sign Reggie Jordan for the remainder of the season.  
 March 16, 1996 ..... Atlanta signs Reggie Jordan to a second 10-day contract.  
 March 9, 1996 ..... Hawks release Todd Mundt and activate Donnie Boyce from the injured list.  
 March 6, 1996 ..... Atlanta signs Reggie Jordan to a 10-day contract.  
 March 1, 1996 ..... Hawks release Howard Nathan.  
 February 22, 1996 ..... Atlanta obtains Christian Laettner and Sean Rooks from the Minnesota Timberwolves in exchange for Andrew Lang and Spud Webb and signs Howard Nathan to a 10-day contract.

## MAJOR TRANSACTIONS: 1968 - 2015, CONT.

February 5, 1996 ..... Hawks release Ronnie Grandison.  
 January 26, 1996 ..... Atlanta signs Ronnie Grandison to a second 10-day contract.  
 January 16, 1996 ..... Hawks sign Ronnie Grandison to a 10-day contract.  
 January 5, 1996 ..... Atlanta releases Tim Kempton.  
 December 14, 1995 ..... Hawks release Howard Nathan and sign Tim Kempton.  
 October 30, 1995 ..... Atlanta releases Troy Brown, Cuonzo Martin and Gaylon Nickerson.  
 October 15, 1995 ..... Hawks release Alex Blackwell.  
 October 5, 1995 ..... Atlanta signs Stacey Augmon to a five-year contract and second round pick Troy Brown. The Hawks also sign free agents Howard Nathan, Todd Mundt, Matt Bullard and Alex Blackwell prior to the start of training camp.  
 October 1, 1995 ..... Hawks sign second round pick Donnie Boyce to a two-year contract.  
 September 25, 1995 ..... Atlanta signs first round pick Alan Henderson to a three-year contract and second-round pick Cuonzo Martin to a one-year deal.  
 July 1, 1995 ..... Greg Anderson, Jon Koncack, Jim Les and Ennis Whatley become unrestricted free agents, and Stacey Augmon becomes a restricted free agent.  
 June 29, 1995 ..... Atlanta acquires Anthony "Spud" Webb from the Sacramento Kings in exchange for Tyrone Corbin.  
 June 28, 1995 ..... The Hawks select Alan Henderson (16th overall), Donnie Boyce (42nd overall), Troy Brown (45th overall) and Cuonzo Martin (57th overall) in the 1995 NBA Draft.  
 June 27, 1995 ..... Atlanta names Jerry Powell as an assistant coach.  
 June 23, 1995 ..... Hawks unveil new logo and uniforms for the 1995-96 season.  
 June 19, 1995 ..... Hawks assistant coach Brian Winters is named first coach of the expansion Vancouver Grizzlies.  
 June 14, 1995 ..... Atlanta informs the Miami Heat of the Hawks' intention of keeping their number one draft selection (16th overall) for the 1995 NBA Draft and as a result, Miami receives Atlanta's number one selection in the 1996 draft.  
 April 24, 1995 ..... Lenny Wilkens is named head coach of the 1996 US Olympic Team.  
 March 23, 1995 ..... Activated Craig Ehlo off the injured list and released Morlon Wiley.  
 March 21, 1995 ..... Sign Ennis Whatley for the remainder of the season.  
 March 14, 1995 ..... Sign Morlon Wiley to a second 10-day contract.  
 March 11, 1995 ..... Sign Ennis Whatley to a second 10-day contract.  
 March 4, 1995 ..... Placed Jim Les on the injured list and signed Morlon Wiley to a 10-day contract.  
 March 1, 1995 ..... Sign Ennis Whatley to a 10-day contract.  
 February 24, 1995 ..... Place Craig Ehlo on the injured list.  
 January 6, 1995 ..... Lenny Wilkens becomes the winningest coach in NBA history with a 112-90 victory over Washington. He earns victory #939, surpassing Red Auerbach.  
 December 15, 1994 ..... Sign Greg Anderson and release Sergei Bazarevich.  
 November 29, 1994 ..... Activate Craig Ehlo from the injured list and release Fred Vinson.  
 November 7, 1994 ..... Acquire Steve Smith, Grant Long and a future second round draft pick from the Miami Heat in exchange for Kevin Willis and a future first round selection.  
 November 3, 1994 ..... Place Craig Ehlo on the injured list.  
 September 16, 1994 ..... Atlanta acquires Tyrone Corbin along with a 1995 second-round draft pick from the Utah Jazz in exchange for Adam Keefe.  
 September 14, 1994 ..... Hawks re-sign free agent Craig Ehlo to a two-year contract with an option year.  
 August 11, 1994 ..... Hawks sign free agent guard Jim Les to a two-year contract.  
 June 29, 1994 ..... The Hawks select guard Gaylon Nickerson from NW Oklahoma State with the 34th pick in the second round in the 1994 NBA Draft, the club's only selection. Atlanta's first round pick goes to the Los Angeles Clippers as a result of the Dominique Wilkins/Danny Manning trade.  
 June 22, 1994 ..... Atlanta acquires Ken Norman from Milwaukee in exchange for the rights to Roy Hinson.  
 May 27, 1994 ..... Lenny Wilkens named IBM NBA Coach of the Year to go along with that same honor from The Sporting News, Basketball Weekly and Basketball Digest.  
 May 13, 1994 ..... Hawks president Stan Kasten announces the club's intentions of building a new arena for the Hawks, perhaps to be ready for the 1999 season, with hopes of drawing an NHL franchise to the building as well.  
 May 11, 1994 ..... Mookie Blaylock selected to the NBA's All-Defensive First Team.  
 April 23, 1994 ..... Atlanta clinches its first Central Division title since 1986-87 and home court advantage throughout the Eastern Conference playoffs with a 93-89 win over Orlando in the Hawks' last game of the regular season.  
 February 24, 1994 ..... Hawks acquire Danny Manning from the Los Angeles Clippers in exchange for Dominique Wilkins and a conditional 1994 or 1995 first round draft pick.  
 February 15, 1994 ..... Dominique Wilkins becomes the NBA's ninth all-time leading scorer with 23,178 points.  
 February 10, 1994 ..... Dominique Wilkins becomes the NBA's 10th all-time leading scorer with 23,150 points.  
 February 2, 1994 ..... Lenny Wilkens becomes the second coach in NBA history to win 900 games, joining Arnold "Red" Auerbach.  
 February 2, 1994 ..... Dominique Wilkins and Mookie Blaylock named to the Eastern Conference All-Star team for the February 13th game in Minneapolis, Minnesota.  
 January 28, 1994 ..... Lenny Wilkens along with assistant coaches Dick Helm and Brian Winters named coaches of the Eastern Conference All-Star squad.  
 December 16, 1993 ..... Doug Edwards is activated off the injured list.  
 December 13, 1993 ..... Hawks release John Bagley.  
 November 26, 1993 ..... Atlanta signs John Bagley.  
 November 23, 1993 ..... Hawks release Ricky Grace.  
 November 6, 1993 ..... Atlanta releases Todd Mundt and signs Ricky Grace.  
 November 2, 1993 ..... Atlanta waives Steve Henson, Rich Manning and Greg Foster.

## MAJOR TRANSACTIONS: 1968 - 2015, CONT.

October 14, 1993	Hawks release Byron Dinkins and Corey Allen.
September 7, 1993	Hawks sign free agent center Andrew Lang to a six-year deal.
July 2, 1993	Hawks sign free agent Craig Ehlo to a three-year deal.
July 1, 1993	Contract offers are tendered to Steve Henson and Greg Foster, and the option year is picked up on the contract of Duane Ferrell.
June 29, 1993	Hawks select Doug Edwards of Florida State with the 15th pick in the first round of the 1993 NBA Draft. With the second pick (40th overall), the club picked Washington's Richard Manning.
June 9, 1993	Guard Mookie Blaylock is signed to a new five-year contract, negating the option year on his previous contract with the New Jersey Nets.
June 1, 1993	Former Cleveland coach Lenny Wilkens becomes the seventh full-time head coach of the Atlanta Hawks. He later names Dick Helm and Brian Winters as his assistants.
May 10, 1993	Bob Weiss' contract as Hawks head coach is not renewed.
April 1, 1993	Randy Breuer signed for the remainder of the season.
March 22, 1993	Randy Breuer signed to his second 10-day contract.
March 10, 1993	Blair Rasmussen placed on the injured list (back) and Randy Breuer is signed to a 10-day contract.
February 2, 1993	Dominique Wilkins becomes the franchise's all-time leading scorer, breaking Bob Pettit's record of 20,880 points. Wilkins ends the 1992-93 season with 22,096 points.
January 25, 1993	Blair Rasmussen is activated and Alex Stivrins is released.
January 20, 1993	Alex Stivrins signed to his second 10-day contract.
January 12, 1993	Dominique Wilkins is activated and Blair Rasmussen is placed on the injured list (back).
January 10, 1993	Alex Stivrins signed to a 10-day contract.
January 6, 1993	Blair Rasmussen is activated, and the club releases Andre Spencer and Alex Stivrins.
January 1, 1993	Hawks sign Alex Stivrins and release Morlon Wiley.
December 24, 1992	Blair Rasmussen is placed on the injured list (back) and the club signs Andre Spencer.
December 22, 1992	Dominique Wilkins is placed on the injured list (fractured finger) and the club signs Steve Henson.
December 15, 1992	Jeff Sanders is released and Atlanta signs Greg Foster.
November 6, 1992	Dominique Wilkins scores his 20,000th point with a one-handed baseline jumper in the opener against New York.
November 5, 1992	Ronnie Coleman is released from training camp.
November 3, 1992	Hawks obtain Mookie Blaylock and Roy Hinson from New Jersey for Rumeal Robinson. In addition, the team waives Rodney Monroe, Elmer Bennett and Dan Cyrulik.
October 15, 1992	Laketh Humphrey and Mark Strickland are released from training camp.
August 28, 1992	Gary Wortman named Assistant Coach and Director of Scouting.
August 14, 1992	Hawks sign Paul Graham to a two-year contract with an option. The club confirms Alexander Volkov has signed a contract with Panasonic Reggio Calabria in Italy.
August 13, 1992	Former Director of Scouting Ed Badger joins Indiana as an assistant coach.
July 11, 1992	Hawks sign Adam Keefe to a five-year contract, replacing the salary of guard Maurice Cheeks.
June 24, 1992	Hawks select Stanford's Adam Keefe with the 10th pick in the first round of the 1992 NBA Draft. Notre Dame's Elmer Bennett is Atlanta's choice in the second round.
March 23, 1992	Rookie forward Stacey Augmon scores the NBA's 6,000,000th point in the second quarter on a layup against Golden State.
March 17, 1992	Signed Jeff Sanders to a contract for remainder of the season.
March 7, 1992	Signed Jeff Sanders to second 10-day contract.
February 26, 1992	Placed Dominique Wilkins on the injured list and signed Jeff Sanders to a 10-day contract.
February 9, 1992	Kevin Willis registers eight points and four rebounds in 14 minutes in his first All-Star Game appearance.
January 30, 1992	Dominique Wilkins undergoes successful surgery on his right Achilles tendon at the Hughston Sports Medicine Hospital in Columbus, GA.
January 29, 1992	Hawks forward Kevin Willis is named to replace injured teammate Dominique Wilkins on the Eastern Conference All-Star squad.
January 28, 1992	Hawks forward Dominique Wilkins is named as a reserve to the Eastern Conference All-Star team. In the second quarter (5:32 left) of that night's game against Philadelphia, Wilkins suffers a ruptured Achilles tendon. The injury forces him to miss the remainder of the 1991-92 season.
January 2, 1992	Released Gary Leonard and signed Morlon Wiley.
November 25, 1991	Kevin Willis named Edge/NBA Player of the Week.
November 12, 1991	Travis Mays is lost for season after ankle surgery to repair two torn tendons.
November 8, 1991	Placed Travis Mays on injured list and signed Paul Graham.
October 31, 1991	Released Paul Graham from training camp.
October 30, 1991	Released guards Clifford Lett and Darren Henrie and center Dave Popson from training camp.
October 2, 1991	Hawks obtain Maurice Cheeks from New York for Tim McCormick.
August 13, 1991	Hawks name Bob Weinbauer assistant coach, replacing Kevin Loughery who joined the Miami Heat as their head coach on June 27, 1991.
July 1, 1991	Hawks obtain Blair Rasmussen from Denver for the draft rights to Anthony Avent (15th overall pick), and Travis Mays from Sacramento for Anthony "Spud" Webb.
June 26, 1991	Hawks trade Glenn "Doc" Rivers to L.A. Clippers for rights to the ninth pick in the 1991 NBA Draft.
April 1, 1991	Hawks waive Trevor Wilson.
March 13, 1991	Hawks place Trevor Wilson on injured list and activate Gary Leonard.

## MAJOR TRANSACTIONS: 1968 - 2015, CONT.

March 3, 1991	Dominique Wilkins named Edge/NBA Player of the Month for February.
March 1, 1991	Hawks sign free agent Gary Leonard and place him on the suspended list.
January 8, 1991	Dominique Wilkins named Edge/NBA Player of the Week.
January 2, 1991	Bob Weiss named Digital/NBA Coach of the Month for December.
November 13, 1990	Hawks activate Jon Koncak from injured list and waive Howard Wright.
November 2, 1990	Hawks place Jon Koncak on injured list and re-sign Duane Ferrell.
November 1, 1990	Hawks place Alexander Volkov on injured list after undergoing surgery on his fractured wrists.
October 31, 1990	Hawks waive Duane Ferrell and Darren Henrie from training camp roster.
October 19, 1990	Hawks waive Stephen Bardo and Scott Haffner from training camp roster.
October 2, 1990	Hawks waive Henry Turner and Lanard Copeland from training camp roster.
September 27, 1990	Hawks trade Kenny Smith and Roy Marble to Houston for Tim McCormick and John Lucas.
June 19, 1990	Bob Weiss names Kevin Loughery and Johnny Davis as his new assistant coaches.
May 22, 1990	Bob Weiss replaces Michael Fratello as the sixth Atlanta head coach.
April 23, 1990	Michael Fratello resigns as Hawks head coach.
March 15, 1990	Glenn Rivers returns from injured list, Mike Williams is released and Duane Ferrell is signed for remainder of the season.
March 6, 1990	Jon Koncak returns from injured list and Duane Ferrell is signed to a second 10-day contract.
February 22, 1990	Roy Marble placed on NBA's suspended list and Duane Ferrell is signed to a 10-day contract.
February 15, 1990	Hawks release Haywoode Workman.
February 14, 1990	Atlanta names Pete Babcock general manager replacing Stan Kasten who retains title of team president.
February 13, 1990	Hawks obtain Kenny Smith and Mike Williams from Sacramento in exchange for Antoine Carr, Sedric Toney and Hawks second round pick in 1991.
February 6, 1990	John Battle returns from injured list and Haywoode Workman is signed to a second 10-day contract.
February 1, 1990	Hawks place Jon Koncak on injured list.
January 26, 1990	Hawks sign John Long for remainder of the season, place Glenn Rivers on injured list (herniated disk in his lower back) and sign Haywoode Workman to a 10-day contract.
January 19, 1990	Cliff Livingston returns from injured list.
January 15, 1990	Hawks sign John Long to a second 10-day contract.
January 6, 1990	Hawks place John Battle on injured list after undergoing arthroscopic knee (left) surgery and sign Wes Matthews to a 10-day contract.
January 5, 1990	Hawks place Cliff Livingston on injured list after suffering injury to his right knee and sign John Long to a 10-day contract.
November 2, 1989	Hawks release Haywoode Workman, Duane Ferrell and Mitch McMullen from training camp roster.
March 7, 1989	Dudley Bradley returns to active roster and Hawks do not re-sign Pace Mannion.
February 24, 1989	Hawks sign Pace Mannion to a second 10-day contract.
February 14, 1989	Hawks place Dudley Bradley on injured list due to reactive inflammatory arthritis in his right knee, and as a result, sign Pace Mannion to a 10-day contract.
November 4, 1988	Hawks place Kevin Willis on injured list with a Jones fracture of the fifth metatarsal of his left foot.
October 7, 1988	Hawks sign free agents Dudley Bradley, Ray Tolbert and Duane Ferrell to contracts.
August 16, 1988	Hawks sign unrestricted free agent Moses Malone to a three-year contract.
June 27, 1988	Hawks acquire veteran guard Reggie Theus and 1988 third round pick from Sacramento in exchange for Randy Wittman and 1988 first round pick.
June 13, 1988	Assistant Coach Don Chaney resigns to become head coach of Houston Rockets.
March 25, 1988	Leon Wood signs for remainder of season.
March 15, 1988	Hawks sign free agent guard Leon Wood to second 10-day contract. Jon Koncak placed on injured list with torn right knee ligaments suffered 2/12/88 at Detroit. John Battle activated from injured list.
March 4, 1988	Hawks sign veteran free agent guard Leon Wood to 10-day contract.
February 22, 1988	Hawks sign Ennis Whatley to second 10-day contract.
February 11, 1988	Hawks sign veteran free agent guard Ennis Whatley to 10-day contract.
December 15, 1987	Chris Washburn obtained from Warriors in exchange for rights to Ken Barlow, Hawks top pick in 1986 draft.
December 14, 1987	Mike McGee traded to Kings in exchange for second round draft picks in 1991 and 1995.
November 3, 1987	Hawks trade 1987 top pick Dallas Comegys to Nets in exchange for second round pick in 1990.
June 10, 1987	Don Chaney appointed assistant coach.
June 4, 1987	Stan Kasten named NBA Executive of the Year by The Sporting News.
May 30, 1987	Willis Reed resigns and accepts assistant coaching position with Sacramento Kings under Bill Russell.
March 13, 1987	Anthony "Spud" Webb is activated from list after missing 44 games and Scott Hastings is placed on injured list due to nagging knee problems.
March 2, 1987	Scott Hastings is activated from list and Gus Williams is placed on injured list due to a strained back.
February 23, 1987	Jerome Henderson's 10-day contract expires and he is not re-signed.
February 14, 1987	Hawks sign center Jerome Henderson of the Pensacola Tornadoes of the CBA to a 10-day contract. Tree Rollins is placed on the injured list.
February 11, 1987	Tree Rollins breaks big toe on right foot in game with Clippers.
January 6, 1987	Hawks sign veteran free agent guard Gus Williams for the remainder of the season.
January 4, 1987	Mike Wilson is not signed to a second 10-day contract when first expires.
December 27, 1986	Anthony "Spud" Webb is placed on injured list and Hawks sign guard Mike Wilson to a 10-day contract.

## MAJOR TRANSACTIONS: 1968 - 2015, CONT.

December 23, 1986.....	Anthony "Spud" Webb undergoes knee surgery at the Hughston Sports Medicine Clinic in Columbus, GA for torn cartilage in right knee.
December 15, 1986.....	Dominique Wilkins named Edge/NBA Player of the Week.
December 5, 1986.....	Anthony "Spud" Webb injures right knee at Indiana.
November 25, 1986.....	Hawks waive Cedric Henderson and activate Antoine Carr.
November 6, 1986.....	Hawks' President and General Manager Stan Kasten is named President of the Atlanta Braves Baseball Club.
November 1, 1986.....	Hawks open season with forward Antoine Carr on injured list due to burns suffered on right leg in accident during the pre-season.
October 3, 1986.....	Lorenzo Charles elects to play season in Italy.
September 23, 1986.....	Dominique Wilkins signs new five-year contract with Hawks.
September 10, 1986.....	Hawks name Brian Hill an assistant coach.
August 20, 1986.....	Assistant coach Ron Rothstein resigns to accept top assistant position with the Detroit Pistons.
August 7, 1986.....	Hawks sign head coach Mike Fratello to a four-year contract.
June 4, 1986.....	Stan Kasten named Executive of the Year by The Sporting News. Mike Fratello named Coach of the Year by The Sporting News.
May 2, 1986.....	Mike Fratello named Haggard/NBA Coach of the Year.
February 21, 1986.....	Hawks activate Lorenzo Charles from injured list and place Antoine Carr on injured list.
February 9, 1986.....	Hawks acquire Johnny Davis from Cavs in exchange for Eddie Johnson.
January 29, 1986.....	Mike Glenn joins the Milwaukee Bucks after Atlanta allows offer sheet to lapse.
January 28, 1986.....	Dominique Wilkins named to NBA All-Star squad.
January 14, 1986.....	Hawks activate Antoine Carr and place Lorenzo Charles on injured list.
January 11, 1986.....	Free agent Mike Glenn signed to an offer sheet by the Milwaukee Bucks.
December 4, 1985.....	Hawks waive Ray Williams and activate Glenn Rivers from injured list.
November 4, 1985.....	Hawks waive Sedric Toney and activate Eddie Johnson.
October 28, 1985.....	Hawks sign free agent Eddie Johnson.
October 25, 1985.....	Hawks sign free agent Ray Williams.
May 7, 1985.....	Willis Reed appointed assistant coach.
February 22, 1985.....	Hawks activate Glenn Rivers.
February 15, 1985.....	Hawks do not re-sign Stewart Granger or Charlie Criss and activate Mike Glenn.
February 5, 1985.....	Hawks place guard Glenn Rivers on the injured reserve list and sign Charlie Criss to a 10-day contract. Hawks also sign Stewart Granger to his second 10-day contract.
January 26, 1985.....	Hawks sign Stewart Granger to a 10-day contract and elect not to sign Sidney Lowe for the remainder of the season.
January 16, 1985.....	Hawks place guard Mike Glenn on the injured list and sign Sidney Lowe to his second 10-day contract.
January 2, 1985.....	Hawks activate forward Antoine Carr.
December 20, 1984.....	Hawks sign Sidney Lowe to a 10-day contract.
December 18, 1984.....	Hawks activate guard Randy Wittman and release guards Walker Russell and Sidney Lowe.
November 26, 1984.....	Hawks place forward Antoine Carr on the injured list for a broken left thumb and sign guard Sidney Lowe.
November 7, 1984.....	Hawks activate Scott Hastings and release Leo Rautins.
October 31, 1984.....	Hawks sign guard Walker Russell and release guard Jerry Eaves.
October 26, 1984.....	Hawks sign guard Mike Glenn and to make room for him on the roster waive guard Walker Russell. Hawks start the season with Randy Wittman and Scott Hastings on the injured reserve list due to knee surgery.
October 16, 1984.....	Hawks sign free agent guard Jerry Eaves.
October 15, 1984.....	Hawks sign free agent guard Leo Rautins.
September 5, 1984.....	Hawks sign Antoine Carr to a multi-year contract.
August 8, 1984.....	Hawks acquire Stewart Granger and John Garris from Cleveland in exchange for Johnny Davis.
July 24, 1984.....	Hawks sign top 1984 draft choice Kevin Willis.
July 19, 1984.....	Hawks announce plans to play 12 games in 84-85 in New Orleans.
July 11, 1984.....	Hawks sign free agent guard Walker Russell.
June 18, 1984.....	Hawks acquire Cliff Livingston, the rights to Antoine Carr and second round draft picks in 1986 and 1987 from Detroit in exchange for Dan Roundfield.
February 4, 1984.....	Hawks sign free agent Charlie Criss.
December 20, 1983.....	Hawks sign free agent Mark Landsberger.
July 10, 1983.....	Hawks name Ron Rothstein an assistant coach.
July 6, 1983.....	Hawks acquire rights to Randy Wittman from Bullets in exchange for Tom McMillen.
July 5, 1983.....	Hawks appoint Bob Reinhardt an assistant coach.
June 29, 1983.....	Hawks acquire Sly Williams and cash from Knicks in exchange for cash and a second round draft pick in 1984.
June 9, 1983.....	Michael Fratello named head coach.
March 18, 1983.....	Hawks sign free agent Randy Smith.
February 15, 1983.....	Hawks obtain forward Rickey Brown from Golden State in exchange for cash and a second round draft pick in 1984.
February 13, 1983.....	Hawks trade Steve Hawes to Seattle for Ray Tolbert. Hawks then send Tolbert to Detroit in exchange for two second round draft picks.
February 12, 1983.....	Hawks obtain Scott Hastings and cash from Knicks in exchange for Rory Sparrow.
December 21, 1982.....	Hawks obtain Johnny Davis from the Pacers in exchange for cash and a second-round pick in 1983.
October 21, 1982.....	Hawks sign 1982 top pick Keith Edmonson.

## MAJOR TRANSACTIONS: 1968 - 2015, CONT.

September 27, 1982.....	Hawks obtain George Johnson from San Antonio in exchange for Jim Johnstone and Hawks' second round picks in 1983 and 1985.
September 3, 1982.....	Hawks acquire Dominique Wilkins from the Jazz in exchange for John Drew, Freeman Williams and cash.
June 30, 1982.....	Hawks acquire draft rights to Jim Johnstone, chosen in the third round by Kansas City, in exchange for Seattle's second pick in the 1984 NBA draft, obtained in the Armond Hill trade of December 2, 1980.
January 20, 1982.....	Hawks obtain Freeman Williams from San Diego in exchange for Charlie Criss and Al Wood.
November 18, 1981.....	Hawks waive Craig Shelton.
October 26, 1981.....	Hawks acquire Mike Glenn from New York in exchange for their second round pick in the 1982 NBA draft.
August 11, 1981.....	Hawks obtain Rory Sparrow from New Jersey in exchange for their fourth round choice in the 1982 NBA draft.
June 10, 1981.....	Fred Carter named assistant coach.
June 8, 1981.....	Hawks trade their first round pick in 1981 and Utah's second in 1982 to Chicago for the Bulls' first pick in 1981, a second round choice in 1981, and the option to have Chicago draft in either the Hawks' or the Bulls' first round position in 1982. Hawks select Al Wood with the first round pick, fourth overall, and Clyde Bradshaw with the second, 38th overall.
June 4, 1981.....	Hawks re-sign free agent Steve Hawes to a multi-year contract.
May 21, 1981.....	Hawks name Kevin Loughery head coach.
May 1, 1981.....	Hawks extend the contract of All-Star forward Dan Roundfield.
January 17, 1981.....	Hawks obtain Wes Matthews from Washington in exchange for Don Collins.
December 2, 1980.....	Hawks trade Armond Hill to Seattle for future draft choices and cash.
July 8, 1980.....	Hawks sign free agent center Tom Burleson. Kansas City is awarded cash and a second round pick in 1981 as compensation.
May 28, 1980.....	Dallas selects Jack Givens in the expansion draft.
January 24, 1980.....	Hawks obtain James McElroy from Detroit in exchange for Ron Lee and future draft choices.
November 23, 1979.....	Hawks trade Terry Furlow to Utah for future draft choices and considerations.
November 23, 1979.....	Sam Pellom signed as a free agent.
October 10, 1979.....	Hawks acquire Ron Lee from Utah in exchange for future draft choices.
June 25, 1979.....	Brendan Suhr named assistant coach.
January 31, 1979.....	Hawks acquire Terry Furlow from Cleveland in exchange for Butch Lee and future considerations.
October 4, 1979.....	Hawks waive Ollie Johnson.
June 9, 1978.....	Hawks sign free agent forward Dan Roundfield.
June 2, 1978.....	Hawks sign John Drew to a new six-year agreement.
December 8, 1977.....	Hawks waive Ken Charles.
November 14, 1977.....	Hawks obtain Tom McMillen from New York in exchange for future draft pick.
September 30, 1977.....	Hawks acquire Ollie Johnson from Los Angeles in exchange for Lou Hudson.
August 5, 1977.....	Hawks obtain Ron Behagen from New Orleans as compensation for the signing of free agent Truck Robinson.
June 25, 1977.....	Charlie Criss signs as a free agent.
January 20, 1977.....	Hawks obtain Truck Robinson from Washington with future draft picks in exchange for Tom Henderson and future draft choices.
January 3, 1977.....	Ted Turner purchases the team.
August 5, 1976.....	Hawks acquire Steve Hawes and Geoff Petrie from Portland in exchange for future draft choices.
July 17, 1976.....	Hubie Brown named head coach.
June 16, 1976.....	Hawks obtain Ken Charles, Dick Gibbs and cash from Buffalo in exchange for Tom Van Arsdale.
June 6, 1976.....	Hawks acquire Joe C. Meriweather and Houston's first pick in 1976 draft in exchange for Dwight Jones and Hawks' top pick in 1976 draft.
August 8, 1975.....	Hawks obtain Connie Hawkins from Los Angeles in exchange for future draft choices.
November 8, 1974.....	Hawks acquire Tom Van Arsdale from Philadelphia in exchange for Clyde Lee and number three pick in 1975 draft.
October 4, 1974.....	Hawks acquire Clyde Lee from San Francisco as compensation for the NBA rights to Zelmo Beaty.
May 3, 1974.....	Pete Maravich traded to New Orleans in exchange for Dean Meminger, Bob Kauffman and future draft choices.
October 15, 1972.....	Hawks play first regular season game at The Omni.
November 19, 1971.....	Hawks obtain Jim Washington from Philadelphia in exchange for Bill Bridges.
November 9, 1971.....	Hawks acquire Don Adams and Larry Sigfried from Houston in exchange for Jim Davis and John Valley.
July 26, 1971.....	Hawks receive Herm Gilliam and Don May from Buffalo in return for Walt Hazzard and Jerry Chambers.
February 1, 1970.....	Hawks obtain Walt Bellamy from Detroit in exchange for players to be named later.
May 8, 1969.....	Hawks trade Paul Silas to Phoenix in exchange for Gary Gregor.
October 19, 1968.....	Atlanta beats Milwaukee for the franchise's first win, 125-107.
October 15, 1968.....	Hawks drop regular season opener 125-110 to Cincinnati at Georgia Tech's Alexander Memorial Coliseum.
May 3, 1968.....	It is announced that the St. Louis Hawks would move South to the city of Atlanta for the 1968-69 season, under the guidance of new owners Tom Cousins and former Georgia Governor Carl Sanders.

## OFFENSIVE TEAM STATS: 1968 - 2015 (three-point shot totals on p. xxx)

Season	GP	FGM-FGA	FG Pct	FTM-FTA	FT Pct	Off Reb	Def Reb	Total Reb	Reb Avg	Asst	PF	DQ	Stls	Blks	Pts	Avg	High Game
RECORDS PRIOR TO 1970-71 ARE UNAVAILABLE																	
1968-69	82															109.4	
1969-70	82	3801-8825	446	1893-2515	753	—	—	4279	52.2	1996	2074	30	—	—	9495	117.2	156
1970-71	82	3601-7744	445	1925-2530	613	—	—	4004	48.8	1890	1996	25	—	—	9127	115.8	146
1971-72	82	3758-8152	461	1696-2193	773	—	—	4147	50.6	2020	2104	35	—	—	9212	111.3	141
1972-73	82	3573-7828	468	1878-2386	787	1142	2754	3966	47.5	2028	2128	40	823	388	9024	112.3	137
1973-74	82	3563-7504	475	1608-2098	765	1169	2851	4020	49.0	1914	2265	33	746	422	8782	106.5	140
1974-75	82	3529-7357	480	1592-2102	757	1186	2728	3914	47.7	1778	2177	30	779	427	8650	106.3	133
1975-76	82	3409-7137	478	1809-2327	755	1121	2533	3654	44.6	2020	2174	44	803	442	8727	106.4	132
1976-77	82	3162-6671	474	2193-2550	748	1160	2806	3766	45.9	1774	2122	36	750	484	8517	103.9	136
1977-78	82	3367-6886	489	2045-2727	750	1176	2440	3616	44.1	1928	2135	45	646	559	8779	107.1	136
1978-79	82	3144-6872	485	2000-2616	765	1261	2339	3605	43.9	1758	2171	35	682	554	8334	108.0	135
1979-80	82	3401-6867	498	2244-2651	764	1207	2318	3525	43.0	1935	2209	30	748	555	8858	108.0	136
1980-81	82	3150-6709	470	1891-2482	762	1135	2388	3523	43.0	1871	2179	21	578	434	8237	100.5	138
1981-82	82	3383-7201	470	1608-2235	719	1303	2571	3874	47.2	1926	2179	21	656	388	8413	102.6	132
1982-83	82	3277-6845	479	1834-2380	771	1191	2411	3601	43.9	2026	2087	22	579	424	8427	102.8	135
1983-84	82	3504-7267	482	1808-2384	758	1322	2411	3743	45.6	2087	1972	22	674	373	8862	108.1	134
1984-85	82	3168-6988	475	1905-2508	760	1202	2329	3531	43.4	1945	2129	30	697	371	8712	106.2	141
1985-86	82	3153-6988	475	1987-2598	765	1196	2277	3473	42.4	1917	2034	21	619	385	8431	102.8	126
1986-87	82	3243-6885	471	1987-2598	777	1156	2325	3509	42.8	1976	2008	18	640	353	8549	104.3	126
1987-88	82	3363-7124	472	1826-2339	784	1261	2325	3586	43.7	2037	2109	23	687	348	8699	106.1	133
1988-89	82	3438-6935	496	1760-2279	772	1151	2296	3387	41.8	2144	1961	17	672	389	8817	107.5	131
1989-90	82	3568-7219	494	1587-2069	767	1080	2499	3579	43.6	2320	2034	29	688	361	8940	109.0	143
1990-91	82	3532-7342	480	1537-2006	766	1160	2545	3705	45.2	2168	1732	13	711	383	8834	107.7	138
1991-92	82	3509-7074	496	1586-2092	758	1080	2413	3493	42.6	2189	1881	16	735	363	8885	108.4	136
1992-93	82	3163-6954	465	1285-1732	742	1157	2358	3515	42.9	1897	1722	13	641	338	7886	96.2	120
1993-94	82	3001-6498	463	1394-1919	726	1051	2391	3442	42.0	1733	1915	12	608	320	7916	95.3	121
1994-95	82	3044-6419	474	1392-1865	746	1054	2292	3346	40.8	1841	1907	15	580	338	7959	97.1	127
1995-96	82	2804-6451	435	1235-1676	737	1045	2152	3237	39.9	1665	1747	18	605	332	7328	89.4	127
1996-97	82	2961-6698	442	1302-1772	735	1081	2252	3333	39.4	1753	1892	26	617	372	7572	92.3	116
1997-98	50	1598-3873	413	784-1076	729	581	1369	1950	39.0	895	1202	10	379	243	4170	83.4	110
1998-99	82	3211-7080	455	1381-1796	769	1052	2474	3526	43.0	1886	1830	13	655	404	8176	99.7	131
1999-00	82	2922-6609	442	1646-2153	765	1029	2534	3563	43.5	1737	1696	11	698	513	7886	96.2	129
2000-01	82	3065-6675	459	1456-1957	744	1004	2523	3527	43.0	1856	1647	8	705	509	8058	96.3	129
2001-02	82	3015-6908	436	1530-2013	760	1073	2420	3493	42.6	1771	1668	9	738	409	8006	97.6	124
2002-03	82	2968-6740	440	1574-2072	760	1048	2485	3533	43.1	1803	1699	15	731	416	7992	97.5	137
2003-04	82	3044-6389	476	1846-2396	770	902	2483	3385	41.3	1803	1777	11	716	484	8401	102.5	135
2004-05	82	3075-6433	478	1768-2372	745	981	2335	3316	40.4	1689	1855	13	597	422	8362	102.0	125
2005-06	82	2953-6335	466	1699-2315	734	948	2386	3334	40.5	1732	1853	15	597	421	8070	96.4	117
2006-07	82	3115-6733	463	1461-1943	752	968	2376	3344	40.9	1825	1793	16	615	421	8203	100.0	135
2007-08	82	3002-6609	454	1385-1800	769	955	2481	3436	41.9	1705	1681	9	530	354	7917	96.5	121
2008-09	82	3048-6623	460	1380-1852	745	922	2471	3393	41.4	1719	1582	7	506	359	7956	97.0	124
2009-10	82	3009-6537	460	1380-1782	774	839	2488	3327	40.6	1751	1517	5	548	348	7857	95.8	118
2010-11	82	2980-6366	444	997-1324	753	712	2079	2791	42.3	2007	1473	8	664	369	8032	98.0	126
2011-12	66	3084-6844	464	1158-1619	715	758	2593	3351	40.9	2007	1473	8	664	369	8032	98.0	126
2012-13	82	3061-6688	458	1392-1782	781	713	2565	3278	40.0	2041	1577	4	680	326	8282	101.0	127
2013-14	82																
2014-15	82	3121-6699	466	1346-1735	778	713	2611	3326	40.6	2111	1457	2	744	360	8409	102.5	131

## DEFENSIVE TEAM STATS: 1968 - 2015 (three-point shot totals on p. xxx)

Season	GP	FGM-FGA	FG Pct	FTM-FTA	FT Pct	Off Reb	Def Reb	Total Reb	Reb Avg	Asst	PF	DQ	Stls	Blks	Pts	Avg	High Game
1968-69	82	3605-7844	460	1913-2785	687	—	—	4599	56.1	2069	2082	28	—	—	9123	111.3	142
1969-70	82	3817-7939	483	2012-2669	754	—	—	4210	51.3	2142	2016	29	—	—	9646	117.6	155
1970-71	82	3614-7779	465	2120-2975	713	—	—	4472	54.5	1906	1958	23	—	—	9348	114.0	139
1971-72	82	3482-7570	460	2018-2725	741	—	—	4080	49.8	1897	1967	14	—	—	8882	109.5	140
1972-73	82	3700-8033	461	1819-2482	733	—	—	4174	50.9	2074	1916	30	—	—	9219	112.4	138
1973-74	82	3602-7744	465	1773-2264	752	1240	2712	3952	48.2	1993	2073	33	758	332	8907	108.6	145
1974-75	82	3424-7824	438	1809-2467	728	1441	2653	4094	49.9	1878	1964	33	744	227	8620	105.1	135
1975-76	82	3301-7338	450	1772-2435	733	1225	2540	3765	45.9	1666	1983	39	790	277	8411	102.6	126
1976-77	82	3279-7176	457	1836-2451	749	1244	2512	3756	45.8	1882	2302	71	733	330	8394	102.4	125
1977-78	82	3335-7253	473	1836-2316	793	1160	2359	3519	42.9	1901	2470	80	916	408	8506	103.7	134
1978-79	82	3305-7410	473	1940-2534	766	1381	2341	3722	45.4	1938	2424	72	801	596	8950	109.1	130
1979-80	82	3261-7027	464	2038-2645	771	1369	2406	3775	46.0	1913	2293	46	782	539	8573	104.5	143
1980-81	82	3291-6916	476	2012-2590	777	1201	2224	3420	41.7	2846	2276	54	749	469	8603	104.9	132
1981-82	82	3210-6776	474	1833-2387	768	1135	2368	3503	42.7	1815	2268	29	608	485	8281	101.1	127
1982-83	82	3352-7146	469	1586-2111	751	1139	2433	3572	43.6	1945	2022	22	573	665	8335	101.6	138
1983-84	82	3230-6809	474	1838-2414	761	1112	2332	3444	40.8	1827	2091	35	626	558	8321	101.5	132
1984-85	82	3444-7119	484	1782-2371	752	1161	2345	3506	42.8	2009	2047	28	674	541	8743	106.6	129
1985-86	82	3447-7029	490	1979-2704	732	1249	2450	3654	44.6	2025	2170	34	736	434	8906	108.6	131
1986-87	82	3435-7141	481	2019-2661	759	1350	2478	3828	46.7	2077	2152	19	700	511	9024	110.0	136
1987-88	82	3443-7102	485	1873-2441	767	1228	2379	3607	44.0	2062	2050	21	635	537	8844	107.9	143
1988-89	82	3412-7230	472	1668-2709	800	1372	2316	3688	45.0	1980	1880	14	817	474	9102	111.0	137
1989-90	82	3449-7183	466	2034-2544	764	1273	2187	3460	42.2	1820	1871	19	717	353	8901	108.5	148
1990-91	82	3349-7183	466	1943-2544	799	1235	2420	3655	44.6	1864	1768	14	729	374	9033	109.8	139
1991-92	82	3492-7476	467	1517-2074	731	1288	2498	3786	46.2	2123	1771	8	793	320	8711	106.2	129
1992-93	82	3393-7272	466	1648-2221	742	1290	2344	3634	44.3	2084	1807	12	806	278	8814	107.5	149
1993-94	82	3247-7039	461	1556-2070	752	1250	2433	3673	44.3	2056	1625	5	915	406	8318	101.4	141
1994-95	82	2988-6680	448	1410-1948	724	1104	2227	3330	41.2	1757	1804	13	738	319	7921	96.6	128
1995-96	82	2898-6680	447	1523-2012	757	1182	2148	3330	40.6	1609	1714	18	771	421	8059	98.3	125
1996-97	82	2812-6307	446	1491-1955	763	1021	2360	3371	41.1	1557	1691	17	701	427	7774	94.8	136
1997-98	82	2987-6352	455	1749-2314	756	1105	2418	3523	43.0	1589	1671	13	653	491	7860	95.9	121
1998-99	50	1530-3767	409	1040-1422	731	676	1499	2175	43.3	782	987	7	346	260	4315	86.3	114
1999-00	82	3001-6807	411	1777-1987	743	1146	2570	3716	45.3	1548	1718	16	500	461	7735	94.3	116
2000-01	82	2876-6688	431	1374-1811	759	1028	2449	3518	42.9	1598	1863	16	634	387	7459	91.0	124
2001-02	82	2801-6610	439	1486-1942	765	935	2345	3400	41.5	1636	1702	15	667	350	7711	94.0	128
2002-03	82	2859-6434	444	1584-2011	793	937	2358	3495	42.6	1679	1783	9	611	473	7714	94.1	119
2003-04	82	2829-6529	433	1334-1976	776	996	2307	3503	42.7	1648	1826	20	627	408	7611	92.8	138
2004-05	82	2942-6572	443	1471-1994	711	1100	2335	3435	41.9	1614	2009	15	629	344	7605	92.7	135
2005-06	82	2946-6496	454	1656-2207	750	1069	2232	3301	40.3	1625	2054	25	587	396	7972	93.7	122
2006-07	82	2831-6372	444	1677-2203	747	976	2322	3388	40.1	1573	1970	22	609	448	7680	93.2	120
2007-08	82	2974-6552	454	1720-2227	737	1008	2454	3462	42.2	1804	1673	13	603	376	8054	96.2	127
2008-09	82	2956-6451	458	1537-2085	777	870	2412	3282	40.0	1657	1610	3	642	376	8046	96.1	128
2009-10	82	3181-6801	468	1452-1914	759	969	2451	3420	41.7	1789	1632	6	592	413	8338	101.7	146
2010-11	82	2971-6429	462	1634-1728	779	762	2460	3222	39.3	1802	1554	4	497	341	7790	95.0	119
2011-12	66	2429-5348	454	1025-1385	740	652	2066	2718	41.2	1481	1178	8	589	303	6375	96.6	139
2012-13	82	3073-6823	450	1233-1617	763	932	2659	3587	43.7	1825	1543	5	639	350	7999	97.5	127
2013-14	82	3163-6843	462	1342-1793	764	882	2688	3570	43.5	1901	1643	9	604	354	8321	101.5	129
2014-15	82	2291-6815	439	1262-1651	748	948	2631	3579	43.6	1931	1611	16	672	404	7964	97.1	121

## ATTENDANCE TOTALS: 1977-2015

Season	GP	Home Total	Avg	GP	Road Total	Avg	GP	Overall Total	Avg
1977-78	41	304,050	7,416	41	387,942	9,462	82	691,992	8,439
1978-79	41	329,064	8,026	41	411,636	10,040	82	740,700	9,033
1979-80	41	449,843	10,972	41	424,419	10,352	82	874,262	10,662
1980-81	41	362,702	8,892	41	358,984	8,753	82	721,586	8,800
1981-82	41	309,899	7,534	41	394,570	9,624	82	703,469	8,579
1982-83	41	292,690	7,138	41	445,771	10,872	82	738,461	9,006
1983-84	41	292,059	7,139	41	424,276	10,348	82	716,335	8,736
1984-85	41	299,794	7,312	41	432,985	10,561	82	732,779	8,936
1985-86	41	377,678	9,212	41	495,679	12,090	82	873,357	10,650
1986-87	41	549,652	13,406	41	588,639	14,357	82	1,138,291	13,882
1987-88	41	583,073	14,221	41	637,607	15,551	82	1,220,680	14,886
1988-89	41	644,291	15,714	41	665,613	16,234	82	1,309,904	15,974
1989-90	41	573,731	13,993	41	644,023	15,708	82	1,217,754	14,851
1990-91	41	529,171	12,907	41	637,768	15,555	82	1,166,939	14,231
1991-92	41	511,903	12,485	41	638,892	15,583	82	1,150,795	14,583
1992-93	41	491,229	11,981	41	672,412	16,400	82	1,163,641	14,191
1993-94	41	546,749	13,335	41	689,558	16,818	82	1,236,307	15,077
1994-95	41	504,807	12,312	41	709,517	17,305	82	1,214,324	14,809
1995-96	41	496,679	12,114	41	714,066	17,416	82	1,210,745	14,765
1996-97	41	585,802	14,288	41	699,151	17,052	82	1,284,953	15,670
1997-98	41	715,452	17,450	41	698,945	17,047	82	1,414,397	17,249
1998-99	25	331,831	13,273	25	400,575	16,023	50	732,406	14,648
1999-00	41	601,238	14,664	41	667,967	16,292	82	1,269,205	15,478
2000-01	41	560,324	13,666	41	672,553	16,404	82	1,232,877	15,035
2001-02	41	506,110	12,344	41	668,938	16,316	82	1,175,048	14,330
2002-03	41	528,655	12,894	41	671,882	16,387	82	1,200,537	14,641
2003-04	41	565,728	13,798	41	667,598	16,283	82	1,233,326	15,041
2004-05	41	586,390	14,302	41	685,963	16,731	82	1,272,353	15,517
2005-06	41	617,942	15,072	41	699,761	17,067	82	1,317,703	16,070
2006-07	41	639,375	15,595	41	703,992	17,171	82	1,343,367	16,383
2007-08	41	667,518	16,281	41	690,997	16,854	82	1,358,515	16,567
2008-09	41	686,688	16,748	41	709,432	17,303	82	1,396,120	17,026
2009-10	41	687,375	16,546	41	700,983	17,097	82	1,388,358	16,931
2010-11	41	641,596	15,649	41	695,258	16,958	82	1,336,854	16,303
2011-12	33	501,593	15,200	33	555,071	16,820	66	1,056,664	16,010
2012-13	41	620,146	15,126	41	703,804	17,166	82	1,323,950	16,146
2013-14	41	587,927	14,340	41	708,234	17,274	82	1,296,161	15,807
2014-15	41	713,909	17,412	41	709,673	17,314	82	1,423,582	17,363

## LARGEST HOME CROWDS

\* 62,046 – Chicago, March 27, 1998  
 45,790 – Chicago, November 7, 1997  
 31,820 – Boston, January 23, 1998  
 \* (NBA Record)

## LARGEST PHILIPS ARENA CROWDS

20,425 – Boston, May 2, 2008  
 20,190 – LA Lakers; March 31, 2010  
 20,150 – Cleveland; December 29, 2009

## LARGEST ROAD CROWDS

47,692 – at Detroit, March 30, 1988  
 44,970 – at Detroit, February 21, 1987  
 35,884 – at Detroit, February 12, 1988

## MISCELLANEOUS RECORDS

Season	W-L	Pct.	W-L	Pct.	W-L	Pct.	W-L	Pct.
1968-69	28-12	.700	18-21	.461	2-1	.667	48-34	.585
1969-70	25-13	.658	18-16	.529	5-5	.500	48-34	.585
1970-71	21-20	.512	14-26	.350	1-0	1.000	36-46	.439
1971-72	22-19	.537	13-26	.333	1-1	.500	36-46	.439
1972-73	28-13	.683	17-23	.425	1-0	1.000	46-36	.561
1973-74	23-18	.561	12-25	.324	0-4	.000	35-47	.427
1974-75	22-19	.537	9-31	.225	0-1	.000	31-51	.378
1975-76	20-21	.488	9-32	.220	0-0	.000	29-53	.354
1976-77	19-22	.463	12-29	.293	0-0	.000	31-51	.378
1977-78	27-9	.750	12-29	.293	2-3	.400	41-41	.500
1978-79	34-7	.829	12-29	.293	0-0	.000	46-36	.561
1979-80	32-9	.781	18-23	.439	0-0	.000	50-32	.610
1980-81	20-21	.488	11-30	.268	0-0	.000	31-51	.378
1981-82	24-17	.585	18-23	.439	0-0	.000	42-40	.512
1982-83	26-15	.634	17-24	.415	0-0	.000	43-39	.524
1983-84	31-10	.756	9-32	.220	0-0	.000	40-42	.488
1984-85	19-22	.463	15-26	.366	0-0	.000	34-48	.415
1985-86	34-7	.829	16-25	.390	0-0	.000	50-32	.610
1986-87	35-6	.854	22-19	.537	0-0	.000	57-25	.695
1987-88	30-11	.732	20-21	.488	0-0	.000	50-32	.610
1988-89	33-8	.805	19-22	.463	0-0	.000	52-30	.634
1989-90	25-16	.610	16-25	.390	0-0	.000	41-41	.500
1990-91	29-12	.707	14-27	.341	0-0	.000	43-39	.524
1991-92	23-18	.561	15-26	.366	0-0	.000	38-44	.463
1992-93	25-16	.610	18-23	.439	0-0	.000	43-39	.524
1993-94	36-5	.878	21-20	.512	0-0	.000	57-25	.695
1994-95	24-17	.585	18-23	.439	0-0	.000	42-40	.512
1995-96	26-15	.634	20-21	.488	0-0	.000	46-36	.561
1996-97	36-5	.878	20-21	.488	0-0	.000	56-26	.683
1997-98	29-12	.707	21-20	.512	0-0	.000	50-32	.610
1998-99	16-9	.640	15-10	.600	0-0	.000	31-19	.620
1999-00	21-20	.512	7-34	.171	0-0	.000	28-54	.341
2000-01	18-23	.439	7-34	.171	0-0	.000	25-57	.305
2001-02	23-18	.561	10-31	.244	0-0	.000	33-49	.402
2002-03	26-15	.634	9-32	.220	0-0	.000	35-47	.427
2003-04	18-23	.439	10-31	.244	0-0	.000	28-54	.341
2004-05	9-32	.220	4-37	.100	0-0	.000	13-69	.159
2005-06	18-23	.439	8-33	.195	0-0	.000	26-56	.317
2006-07	18-23	.439	12-29	.293	0-0	.000	30-52	.366
2007-08	25-16	.610	12-29	.293	0-0	.000	37-45	.451
2008-09	31-10	.756	16-25	.390	0-0	.000	47-35	.573
2009-10	34-7	.829	19-22	.463	0-0	.000	53-29	.646
2010-11	24-17	.585	20-21	.488	0-0	.000	44-38	.537
2011-12	23-10	.697	17-16	.515	0-0	.000	40-26	.606
2012-13	25-16	.610	19-22	.463	0-0	.000	44-38	.537
2013-14	24-17	.585	14-27	.341	0-0	.000	38-44	.463
2014-15	35-6	.854	25-16	.610	0-0	.000	60-22	.732

## ATTENDANCE TOTALS: 1977 - 2015

## HOME ATTENDANCE TOTALS

Season	G	REGULAR SEASON			PLAYOFFS				
		Attendance	Avg	SO	G	Attendance	Avg	SO	
1968-69	40 (a)	178,979	4,474						
1969-70	38 (a)	197,990	5,210						
1970-71	41 (a)	245,910	5,998						
1971-72	41 (a)	230,784	5,629						
1972-73	41 (b)	304,802	7,434	0	3	39,444	13,148	1	
1973-74	41 (b)	312,128	7,613	0					
1974-75	41 (b)	205,341	5,008	0					
1975-76	41 (b)	227,815	5,556	0					
1976-77	41 (b)	214,775	5,238	2					
1977-78	41 (b)	304,050	7,416	3	1	15,601	15,601	1	
	36(b)	279,709	7,770	2					
	04(c)	22,127	5,532	1					
	01(d)	2,219	2,219						
1978-79	41 (b)	329,064	8,026	2	4	63,192	15,798	4	
1979-80	41 (b)	449,843	10,972	6	2	31,234	15,617	2	
1980-81	41 (b)	362,702	8,846	0					
1981-82	41 (b)	308,899	7,534	1		8,703	8,703	0	
1982-83	41 (b)	292,690	7,138	1	1	10,405	10,405	0	
1983-84	41 (b)	292,059	7,139	1	2	11,830	5,915	0	
1984-85	41 (b)	299,794	7,312	3					
	29(b)	252,814	8,718	2					
	12(e)	46,980	3,915	1					
1985-86	41 (b)	377,678	9,212	3	4	50,216	12,544	2	
1986-87	41 (b)	549,652	13,406	10	5	80,449	16,090	4	
1987-88	41 (b)	583,073	14,221	15	6	84,837	14,140	3	
1988-89	41 (b)	644,291	15,714	24	3	46,503	15,501	0	
1989-90	41 (b)	573,731	13,993	9					
1990-91	41 (b)	529,171	12,907	5	2	23,425	11,713	0	
1991-92	41 (b)	511,903	12,485	7					
1992-93	41 (b)	491,229	11,981	6	1	15,141	15,141	0	
1993-94	41 (b)	546,749	13,335	11	6	86,276	14,379	1	
1994-95	41 (b)	504,807	12,312	4	1	12,106	12,106	0	
1995-96	41 (b)	496,679	12,114	5	4	54,891	13,723	0	
1996-97	41 (b)	585,802	14,288	17	5	81,307	16,261	4	
1997-98	41 TOT	715,452	17,450	12	2	41,819	20,910	1	
	28 (f)	601,579	21,485	10					
	13 (a)	113,873	8,759	2					
1998-99	25 TOT	331,831	13,273	3	5	86,792	17,358	2	
	13 (f)	239,827	18,448	2	4	78,332	19,583	2	
	12 (a)	92,004	7,667	0	1	8,460	8,460	0	
1999-00	41 (g)	601,238	14,664	4					
2000-01	41 (g)	560,324	13,666	2					
2001-02	41 (g)	506,110	12,344	4					
2002-03	41 (g)	528,655	12,894	4					
2003-04	41 (g)	565,728	13,798	7					
2004-05	41 (g)	586,390	14,302	5					
2005-06	41 (g)	617,942	15,072	4					
2006-07	41 (g)	639,375	15,595	8					
2007-08	41 (g)	667,518	16,281	8	3	60,166	20,055	3	
2008-09	41 (g)	686,688	16,748	12	6	115,296	19,216	6	
2009-10	41 (g)	678,375	16,546	11	6	113,670	18,945	6	
2010-11	41 (g)	641,596	15,649	7	6	116,799	19,467	6	
2011-12	33 (g)	501,593	15,200	3	3	57,919	19,306	3	
2012-13	41 (g)	620,146	15,126	5	3	54,717	18,239	3	
2013-14	40 (g)	569,238	14,231	4	3	56,211	18,737	3	
	1 (h)	18,689	18,689	1					
2014-15	41 (g)	713,909	17,412	25	8	147,044	18,381	8	
TOTALS	1,858	20,701,604	11,142	259	93	1,418,949	15,258	57	

## MISCELLANEOUS RECORDS

## RECORD BY MONTHS

Season	October	November	December	January	February	March	April
1968-69	3-4	9-8	10-3	11-7	9-7	6-5	—
1969-70	4-3	12-5	10-6	6-11	8-7	—	—
1970-71	1-5	5-11	7-11	6-10	8-7	9-2	—
1971-72	3-6	2-11	8-8	7-8	8-5	—	—
1972-73	4-6	6-7	12-4	7-9	8-4	9-6	—
1973-74	6-4	6-7	7-7	4-13	5-9	7-7	—
1974-75	3-4	6-8	6-9	6-11	3-9	7-8	0-2
1975-76	1-1	9-6	7-6	6-12	3-10	2-12	1-6
1976-77	2-4	5-9	5-12	6-7	7-5	5-10	1-4
1977-78	3-1	8-6	6-11	6-9	6-6	8-7	4-1
1978-79	4-4	8-5	7-9	9-7	6-4	8-7	—
1979-80	6-5	9-6	10-4	7-8	8-3	10-4	—
1980-81	5-5	3-11	10-5	1-13	5-7	7-10	—
1981-82	0-1	8-4	4-11	7-6	5-8	12-5	6-5
1982-83	0-2	7-5	7-8	7-8	7-6	10-7	5-4
1983-84	1-1	7-7	8-7	8-6	7-8	4-12	5-1
1984-85	1-2	6-8	6-9	6-7	5-8	5-11	5-3
1985-86	1-2	7-9	7-4	11-4	8-6	12-5	4-2
1986-87	0-0	12-3	8-4	8-8	7-6	13-2	7-1
1987-88	0-0	7-5	13-2	9-7	6-6	8-6	7-6
1988-89	0-0	8-6	11-3	7-7	9-4	6-8	10-2
1989-90	0-0	9-5	5-9	9-7	6-9	7-4	—
1990-91	0-0	4-10	11-3	9-7	8-5	6-9	5-5
1991-92	0-0	8-8	5-7	10-6	6-6	6-10	3-7
1992-93	0-0	6-6	6-9	9-6	5-8	12-3	—
1993-94	0-0	10-4	9-3	11-4	8-5	12-4	7-5
1994-95	0-0	4-9	8-8	7-7	8-4	7-4	—
1995-96	0-0	9-5	4-10	11-4	9-7	6-5	—
1996-97	0-0	9-7	7-4	14-2	8-5	12-4	6-4
1997-98	1-0	13-2	5-8	9-8	5-6	9-5	8-3
1998-99	—	—	(2-1 in May '99)	—	—	—	—
1999-00	0-0	6-9	5-9	5-8	6-5	11-7	10-6
2000-01	0-1	3-12	5-9	6-8	2-12	4-13	6-9
2001-02	0-1	6-10	5-8	3-12	6-6	9-7	4-5
2002-03	1-1	7-8	4-9	6-11	4-8	7-8	6-2
2003-04	0-2	6-10	3-12	4-7	5-11	5-11	2-9
2004-05	0-0	2-12	3-11	4-11	1-11	1-15	2-9
2005-06	0-0	2-12	5-9	5-10	6-6	4-12	4-7
2006-07	0-0	6-7	3-13	8-7	5-10	5-10	3-6
2007-08	0-0	6-9	9-4	4-11	6-8	9-3	3-5
2008-09	1-0	11-4	9-6	6-10	7-5	10-7	4-3
2009-10	2-0	10-5	9-6	9-6	7-5	9-5	5-3
2010-11	3-0	8-7	10-7	9-4	6-6	7-8	1-6
2011-12	0-0	0-0	3-1	13-5	4-9	11-8	9-3
2012-13	0-0	9-5	10-5	7-9	8-10	8-10	3-5
2013-14	0-1	9-8	9-5	6-7	2-10	6-10	6-3
2014-15	0-1	9-5	14-2	17-0	7-4	9-7	4-3

## RECORD BY DIVISION

Season	East	West	Atlantic	Central	Midwest	Pacific	Record
1968-69	22-20	26-14	—	—	—	—	48-34
1969-70	24-18	24-16	—	—	—	—	48-34
1970-71	—	—	12-10	9-7	3-17	12-12	36-46
1971-72	—	—	10-10	9-9	8-12	9-15	36-46
1972-73	—	—	15-9	10-12	7-9	14-6	46-36
1973-74	—	—	7-17	13-9	3-13	12-8	35-47
1974-75	—	—	3-13	11-19	6-10	11-9	31-47
1975-76	—	—	9-11	7-19	7-9	6-14	29-53
1976-77	—	—	9-11	7-16	7-16	6-13	31-51
1977-78	—	—	12-8	8-12	11-12	10-9	41-41
1978-79	—	—	10-10	14-6	12-7	10-13	46-36
1979-80	—	—	17-13	21-9	5-5	7-5	50-32
1980-81	—	—	9-19	9-21	8-4	5-7	31-51
1981-82	—	—	14-15	15-14	8-4	5-7	42-40
1982-83	—	—	12-17	21-8	6-6	4-8	43-39
1983-84	—	—	16-12	16-14	4-8	4-8	40-42
1984-85	—	—	10-18	15-15	2-10	5-5	34-48
1985-86	—	—	14-14	21-9	6-6	9-3	50-32
1986-87	—	—	20-7	18-13	11-10	8-4	57-25
1987-88	—	—	19-10	16-13	8-4	7-5	50-32
1988-89	—	—	18-8	19-10	5-7	10-5	52-30
1989-90	—	—	12-12	15-15	8-6	6-8	41-41
1990-91	—	—	15-9	11-19	9-6	8-8	43-39
1991-92	—	—	16-12	7-21	9-3	6-8	38-44
1992-93	—	—	14-14	12-16	10-2	7-7	43-39
1993-94	—	—	21-7	8-4	7-7	7-7	57-25
1994-95	—	—	19-9	9-19	7-5	7-7	40-40
1995-96	—	—	17-9	15-13	7-7	7-7	46-36
1996-97	—	—	19-9	15-11	11-3	11-3	56-26
1997-98	—	—	15-11	19-9	8-6	8-6	50-32
1998-99	—	—	12-9	15-9	2-1	2-0	31-19
1999-00	—	—	10-17	4-10	4-10	4-10	28-54
2000-01	—	—	8-19	8-19	2-12	7-7	25-27
2001-02	—	—	10-16	14-14	6-8	6-8	33-49
2002-03	—	—	10-16	14-14	6-8	5-9	35-47
2003-04	—	—	9-17	10-18	6-8	3-11	28-54
Season	Atlantic	Central	Southeast	Southwest	Northwest	Pacific	Record
2004-05	4-15	2-16	2-13	3-7	1-9	1-9	13-69
2005-06	7-11	7-11	5-11	3-7	2-8	2-8	26-56
2006-07	8-10	4-14	5-11	3-7	4-6	6-4	30-52
2007-08	9-9	6-12	9-7	3-7	5-5	5-5	37-45
2008-09	6-12	13-5	11-5	5-5	7-3	5-5	47-35
2009-10	8-5	11-7	8-5	7-3	8-5	7-3	52-29
2010-11	10-8	12-6	9-7	2-8	5-5	6-4	44-38
2011-12	9-8	11-6	11-3	2-3	4-2	3-4	40-26
2012-13	7-11	11-7	11-5	4-6	6-4	5-5	44-38
2013-14	10-8	10-8	8-8	2-8	4-6	4-6	38-44
2014-15	12-6	14-4	12-4	6-4	8-2	8-2	60-22

## MISCELLANEOUS RECORDS

## HAWKS WINNING STREAKS

Year	WINNING STREAKS			LOSING STREAKS		
	Home	Away	Overall	Home	Away	Overall
1968-69	6	7	12	2	6	4
1969-70	5	4	9	2	5	5
1970-71	5	4	6	4	10	6
1971-72	6	2	6	4	5	6
1972-73	7	3	6	2	4	3
1973-74	4	3	3	3	8	4
1974-75	4	3	2	2	10	4
1975-76	4	3	4	5	22	16
1976-77	4	3	3	4	7	8
1977-78	5	4	7	2	7	5
1978-79	16	3	9	2	6	4
1979-80	7	5	7	2	4	5
1980-81	6	4	6	7	12	10
1981-82	8	4	5	5	7	8
1982-83	8	3	6	3	5	4
1983-84	11	2	4	6	10	7
1984-85	4	2	3	6	5	6
1985-86	13	4	7	1	7	3
1986-87	9	5	11	1	6	4
1987-88	15	3	7	4	4	4
1988-89	8	2	9	2	4	3
1989-90	8	2	7	4	7	6
1990-91	22	6	7	6	8	9
1991-92	7	2	6	4	4	7
1992-93	10	2	6	7	4	4
1993-94	9	7	14	2	4	4
1994-95	5	3	4	2	4	4
1995-96	8	4	10	5	4	5
1996-97	20	3	10	1	4	3
1997-98	7	4	11	3	5	7
1998-99	4	4	7	4	3	4
1999-00	5	2	5	3	14	9
2000-01	3	3	4	7	14	10
2001-02	6	2	3	4	7	6
2002-03	5	1	4	4	13	6
2003-04	2	2	3	3	9	7
2004-05	2	1	1	11	23	14
2005-06	4	2	3	3	11	9
2006-07	5	5	4	6	13	8
2007-08	6	2	5	3	7	6
2008-09	8	4	7	2	5	4
2009-10	12	2	7	2	6	4
2010-11	10	6	6	3	5	6
2011-12	6	4	4	3	3	3
2012-13	4	5	6	2	6	4
2013-14	5	3	5	3	10	8
2014-15	12	12	19	1	3	3

## HAWKS RECORD AT THE ALL-STAR BREAK

Year	W-L before All-Star Game	W-L after All-Star Game	Final Record	Year	W-L before All-Star Game	W-L after All-Star Game	Final Record
1968-69	27-17	21-17	48-34	1991-92	24-23	14-21	38-44
1969-70	31-21	17-13	48-34	1992-93	24-27	19-12	43-39
1970-71	14-32	22-14	36-46	1993-94	34-13	23-12	57-25
1971-72	17-30	19-16	36-46	1994-95	22-26	20-14	42-40
1972-73	27-24	19-12	46-46	1995-96	26-21	20-15	46-36
1973-74	21-24	14-23	35-47	1996-97	31-15	25-11	56-26
1974-75	17-26	14-25	31-51	1997-98	29-20	21-12	50-32
1975-76	24-25	5-28	29-53	1998-99	-	-	31-19
1976-77	22-34	9-17	31-51	1999-00	19-28	9-26	28-54
1977-78	24-27	17-14	41-41	2000-01	16-33	9-24	25-57
1978-79	28-25	18-11	46-36	2001-02	16-33	17-16	33-49
1979-80	32-23	18-9	50-32	2002-03	19-30	16-17	35-47
1980-81	19-34	12-17	31-51	2003-04	18-35	10-19	28-54
1981-82	19-22	23-18	42-40	2004-05	10-41	3-28	13-69
1982-83	24-26	19-13	43-39	2005-06	16-34	10-22	26-56
1983-84	24-20	16-22	40-42	2006-07	21-31	9-21	30-52
1984-85	21-29	13-19	34-48	2007-08	22-28	15-17	37-45
1985-86	28-20	22-12	50-32	2008-09	31-21	16-14	47-35
1986-87	29-16	28-9	57-25	2009-10	33-18	20-11	53-29
1987-88	30-15	20-17	50-32	2010-11	34-21	10-17	44-38
1988-89	28-19	24-11	52-30	2011-12	19-14	21-12	40-26
1989-90	22-24	19-17	41-41	2012-13	29-22	15-16	44-38
1990-91	26-21	17-18	43-39	2013-14	25-26	13-18	38-44
				2014-15	43-10	17-12	60-22

## MISCELLANEOUS RECORDS

## HAWKS ALL-TIME TRIPLE DOUBLES (REGULAR SEASON ONLY)

Player	Date and Opponent	Stats
Bill Bridges	12/21/68 vs. DET	12 p/25 r/12 a
	11/29/69 vs. CIN	19 p/28 r/11 a
	12/12/69 vs. LAL	13 p/10 r/11 a
	2/27/70 vs. DET	13 p/17 r/12 a
Walt Bellamy	2/21/70 at NYK	20 p/17 r/10 a
	3/20/70 vs. NYK	11 p/12 r/10 a
	11/1/70 at CLE	10 p/14 r/11 a
Herm Gilliam	2/5/74 vs. CAP	34 p/13 r/13 a
Steve Hawes	11/9/78 vs. SD	12 p/10 r/10 a
Tree Rollins	2/21/79 vs. POR	11 p/13 r/12 b
	11/27/82 vs. IND	10 p/15 r/11 b
	12/21/82 at CHI	14 p/15 r/10 b
	11/4/83 vs. CHI	15 p/11 r/10 b
Dan Roundfield	4/8/83 vs. CHI	11 p/10 r/11 a
Doc Rivers	12/29/87 at CHI	29 p/14 r/12 a
	1/19/88 vs. CHI	19 p/10 r/10 a
	2/27/88 vs. POR	21 p/10 r/14 a
	4/19/89 at MIL	20 p/12 r/10 a

## HAWKS ALL-TIME FOUR-POINT PLAYS (REGULAR SEASON ONLY)

Player	ATLANTA	Date and Opponent
Anthony "Spud" Webb		1/23/91 at Was.
Glen "Doc" Rivers		3/28/91 vs. Hou.
Paul Graham		12/28/92 vs. Was.
Dominique Wilkins		2/24/93 at Phi.
Craig Ehlo		2/28/94 at LAC
Eldridge Recasner		3/11/97 vs. Uta.
Steve Smith		3/14/97 vs. Sea.
Salim Stoudamire		12/4/05 at Pho.
Salim Stoudamire		2/22/08 at GSW
Jamal Crawford		12/26/09 at Ind.
Jamal Crawford		1/8/10 vs. Bos.
Jamal Crawford		1/20/10 vs. Sac.
Jamal Crawford		1/27/10 at SAS
Jamal Crawford		2/3/10 vs. LAC
Jamal Crawford		3/6/10 at Mia.
Jamal Crawford		3/8/10 at NYK
Jamal Crawford		4/9/10 vs. Tor.
Jamal Crawford		4/10/10 at Was.
Jamal Crawford		11/5/10 at Min.
Jamal Crawford		11/7/10 vs. Pho.
Jamal Crawford		1/5/11 at Uta.
Jamal Crawford		1/29/11 at Dal.
Jamal Crawford		3/6/11 vs. NYK
Kirk Hinrich		3/11/11 at Chi.
Kyle Korver		11/21/12 vs. Was.
John Jenkins		2/5/13 at Ind.
Kyle Korver		3/25/13 at Ind.
John Jenkins		4/6/13 at SAS
Kyle Korver		11/16/13 at NYK
Kyle Korver		12/4/13 vs. LAC
Kyle Korver		12/26/13 at Cle.
Kyle Korver		12/31/13 at Bos.
Kyle Korver		1/8/14 vs. Ind.
Kyle Korver		1/25/14 at Mil.
DeMarre Carroll		2/22/14 vs. NYK
DeMarre Carroll		2/25/14 vs. Chi.
Kyle Korver		3/8/14 at LAC
DeMarre Carroll		3/23/14 at Tor.
Cartier Martin		4/14/14 vs. Cha.
Kyle Korver		1/17/15 at Chi.
Paul Millsap		3/18/15 at GSW
John Jenkins		3/22/15 vs. SAS
Kyle Korver		4/13/15 vs. NYK

## HAWKS THREE-POINT FG PERCENTAGE

Year	Hawks 3-Pt %	Opponents 3-Pt %	Year	Hawks 3-Pt %	Opponents 3-Pt %
2014-15	.380 (818-2152)	.341 (720-2112)	1997-98	.332 (337-1016)	.342 (348-1017)
2013-14	.363 (768-2116)	.365 (854-1793)	1998-99	.359 (659-1834)	.347 (485-1329)
2012-13	.371 (706-1901)	.379 (820-1635)	1995-96	.355 (566-1598)	.360 (479-1329)
2011-12	.370 (492-1330)	.344 (891-1137)	1994-95	.341 (539-1580)	.347 (420-1212)
2010-11	.352 (502-1427)	.338 (459-1358)	1993-94	.323 (268-830)	.315 (275-872)
2009-10	.360 (524-1455)	.345 (480-1392)	1992-93	.355 (382-1076)	.337 (281-833)
2008-09	.366 (597-1633)	.353 (528-1496)	1991-92	.313 (210-671)	.343 (251-732)
2007-08	.356 (384-1078)	.362 (512-1413)	1990-91	.324 (271-836)	.349 (217-621)
2006-07	.329 (341-1038)	.376 (465-1236)	1989-90	.302 (124-411)	.340 (181-533)
2005-06	.367 (424-1154)	.368 (444-1205)	1988-89	.277 (110-397)	.288 (147-511)
2004-05	.312 (304-973)	.351 (467-1232)	1987-88	.301 (85-282)	.335 (136-406)
2003-04	.335 (419-1249)	.358 (482-1345)	1986-87	.318 (135-425)	.300 (128-426)
2002-03	.352 (402-1141)	.359 (446-1243)	1985-86	.199 (33-166)	.307 (87-283)
2001-02	.354 (423-1194)	.355 (472-1329)	1984-85	.311 (73-235)	.217 (46-212)
2000-01	.357 (333-933)	.367 (396-1080)	1983-84	.217 (23-106)	.211 (39-185)
1999-00	.317 (258-814)	.367 (373-1015)	1982-83	.239 (45-188)	.235 (39-166)
1998-99	.306 (197-644)	.300 (190-634)	1981-82	.219 (28-128)	.247 (46-186)
			1980-81	.122 (10-82)	.211 (32-152)
			1979-80	.173 (13-75)	.251 (46-183)

## MISCELLANEOUS RECORDS

## HAWKS OPENING GAME RESULTS

Season	Opponent	Date	Result	Score	Attendance
1968-69	Cincinnati	10-15-68	lost	125-110	5,606
1969-70	Seattle	10-15-69	WON	124-119	3,718
1970-71	Milwaukee	10-17-70	lost	107-89	7,197
1971-72	Philadelphia	10-16-71	lost	104-102	5,806
1972-73	* New York	10-15-72	WON	109-101	13,867
1973-74	Capital	10-09-73	WON	128-114	7,503
1974-75	Houston	10-19-74	WON	118-112	4,427
1975-76	New Orleans	10-23-75	WON	109-91	5,579
1976-77	Houston	10-12-76	lost	120-104	4,385
1977-78	Cleveland	10-22-77	WON	107-101	7,894
1978-79	Detroit	10-14-78	WON	122-114	10,249
1979-80	New York	10-12-79	WON	121-104	9,428
1980-81	Chicago	10-11-80	WON	101-93	11,275
1981-82	Philadelphia	10-31-81	lost	108-106	9,824
1982-83	Boston	10-30-82	lost	112-97	13,419
1983-84	Detroit	10-29-83	WON	117-115	9,677
1984-85	Philadelphia	10-27-84	lost	111-108	13,964
1985-86	Washington	10-25-85	lost	100-910	10,129
1986-87	New Jersey	11-01-86	WON	131-111	13,776
1987-88	Washington	11-06-87	WON	114-97	16,064
1988-89	Indiana	11-08-88	WON	112-107	16,371
1989-90	Indiana	11-03-89	lost	126-103	15,906
1990-91	Orlando	11-02-90	WON	115-111	13,593
1991-92	Detroit	11-02-91	lost	89-87	16,435**
1992-93	New York	11-06-92	lost	106-94	16,389
1993-94	Indiana	11-05-93	WON	116-110	12,032
1994-95	Indiana	11-04-94	lost	94-92	12,568
1995-96	Indiana	11-03-95	lost	106-111	15,188
1996-97	Detroit	11-02-96	lost	90-78	16,378
1997-98	Toronto	11-01-97	WON	90-85	8,539***
1998-99	Cleveland	2-05-99	WON	119-109	19,806
1999-00	! Milwaukee	11-04-99	lost	119-109	18,514
2000-01	Charlotte	10-31-00	lost	106-82	18,465
2001-02	Washington	11-01-01	lost	98-88	20,073****
2002-03	Utah	10-31-02	WON	103-98	14,155
2003-04	Indiana	11-01-03	lost	103-99†	18,818
2004-05	Cleveland	11-09-04	lost	93-79	19,624
2005-06	LA Lakers	11-08-05	Oklost	103-97	19,523
2006-07	Dallas	11-03-06	WON	119-84	19,604
2007-08	Dallas	11-02-07	WON	101-94	19,767
2008-09	Philadelphia	11-01-08	WON	95-88	19,651
2009-10	Indiana	12-28-09	WON	120-109	17,998
2010-11	Washington	10-30-10	WON	99-95	18,729
2011-12	Washington	12-28-11	WON	101-83	17,750
2012-13	Houston	11-02-12	lost	109-102	18,238
2013-14	Toronto	11-01-13	WON	102-95	18,118
2014-15	Indiana	11-01-14	WON	102-92	19,118

47 Year Totals

27-20

## ROAD

Season	Opponent	Date	Result	Score	Attendance
1968-69	Seattle	10-25-68	lost	123-112	4,689
1969-70	Boston	10-24-69	WON	122-110	6,605@
1970-71	Detroit	10-22-70	lost	120-101	10,460
1971-72	Cincinnati	10-12-71	lost	127-113	5,124
1972-73	Buffalo	10-10-72	lost	120-109	14,752
1973-74	Detroit	10-12-73	lost	122-105	5,020
1974-75	Chicago	10-18-74	lost	120-115†	7,351
1975-76	Los Angeles	11-02-75	lost	116-113†	11,257
1976-77	Los Angeles	10-29-76	lost	118-101	14,752
1977-78	Boston	10-25-77	lost	110-103	6,590
1978-79	Indiana	10-13-78	lost	117-104	8,476
1979-80	Indiana	10-13-79	lost	115-101	10,904
1980-81	Detroit	10-18-80	WON	125-129†	4,036
1981-82	Chicago	11-03-81	lost	104-96	7,112
1982-83	Detroit	10-29-82	lost	94-86	15,252
1983-84	New Jersey	10-28-83	lost	126-108	10,173
1984-85	New Jersey	10-28-84	WON	119-104	19,763
1985-86	Milwaukee	10-26-85	lost	117-91	10,237
1986-87	Philadelphia	11-02-86	WON	122-113	11,468
1987-88	New York	11-11-87	WON	94-93	12,781
1988-89	New Jersey	11-04-88	WON	113-105	14,480
1989-90	Boston	11-10-89	lost	117-106	14,890
1990-91	Sacramento	11-06-90	WON	102-85	17,014
1991-92	Charlotte	11-06-91	lost	114-104	23,698
1992-93	Chicago	11-07-92	WON	106-99	18,679
1993-94	Chicago	11-09-93	lost	106-80	18,157
1994-95	Utah	11-07-94	lost	104-86	18,661
1995-96	Utah	11-06-95	lost	105-96	18,742
1996-97	Miami	11-01-96	lost	94-81	15,113
1997-98	Orlando	10-31-97	WON	105-99	17,248
1998-99	New Jersey	2-07-99	lost	79-69	18,545
1999-00	Washington	11-02-99	lost	94-87	16,038
2000-01	New York	11-02-00	lost	94-69	19,763
2001-02	Houston	10-30-01	lost	89-84†	9,500
2002-03	New Jersey	10-30-02	lost	105-95	16,324
2003-04	New Orleans	10-29-03	lost	88-83†	15,242
2004-05	Phoenix	11-03-04	lost	112-82	18,422
2005-06	Golden State	11-02-05	lost	122-97	18,629
2006-07	Philadelphia	11-01-06	lost	88-75	17,119
2007-08	Detroit	11-04-07	lost	92-91	22,076
2008-09	Orlando	10-28-08	WON	99-85	17,461
2009-10	LA Lakers	11-01-09	lost	118-110	18,997
2010-11	Memphis	10-27-10	WON	119-104	17,519
2011-12	New Jersey	12-27-11	WON	106-70	18,711
2012-13	Oklahoma City	11-04-12	WON	104-95	18,203
2013-14	Dallas	10-30-13	lost	118-109	19,834
2014-15	Toronto	10-29-14	lost	109-102	19,800

47 Year Totals

14-33

\* first Hawks game at Omni  
 † first Hawks game at Philips Arena  
 ‡ denotes overtime game

\*\* largest opening night crowd at Omni  
 \*\*\* largest opening night crowd ever  
 @ game played in Hartford, CT

\*\*\* opening night at Ga. Tech

## MISCELLANEOUS NUMBERS

## HAWKS OVERTIME GAMES

Season	Home	Road	Total	Pct.	Season	Home	Road	Total	Pct.
1968-69	2-0	0-0	2-0	1.000	1982-83	3-1	1-0	4-1	.800
1969-70	0-0	4-0	4-0	1.000	1983-84	1-1	0-1	1-2	.333
1970-71	1-0	1-1	2-1	.667	1984-85	2-2	2-1	4-3	.571
1971-72	0-2	0-0	0-2	.000	1985-86	1-0	1-0	2-0	1.000
1972-73	2-1	2-1	4-2	.667	1986-87	4-0	1-0	5-0	1.000
1973-74	1-1	0-1	1-2	.333	1987-88	2-1	3-1	5-2	.714
1974-75	1-1	0-2	1-3	.250	1988-89	1-2	0-0	1-2	.333
1975-76	1-1	0-3	1-4	.200	1989-90	2-0	0-3	2-3	.400
1976-77	1-0	0-0	1-0	1.000	1990-91	0-2	0-0	0-2	.000
1977-78	3-0	1-1	4-1	.800	1991-92	1-0	0-2	1-2	.333
1978-79	3-1	1-1	4-2	.667	2000-01	2-1	1-3	3-4	.429
1979-80	2-1	1-0	3-1	.750	2001-02	0-4	0-2	0-6	.000
1980-81	1-3	1-3	2-6	.250	2002-03	0-4	2-1	2-5	.286
1981-82	1-1	2-1	3-2	.600	2003-04	3-1	2-1	5-2	.714
1982-83	1-1	0-1	1-2	.333	2004-05	1-4	2-1	3-5	.375
1983-84	2-1	0-1	2-2	.500	2005-06	2-3	0-1	2-4	.333
1984-85	0-1	2-2	2-3	.400	2006-07	0-0	0-1	0-1	.000
1985-86	1-1	1-2	2-3	.400	2007-08	4-1	0-2	4-3	.571
1986-87	1-0	1-0	2-0	1.000	2008-09	0-0	1-1	1-1	.500
1987-88	1-1	2-0	3-1	.750	2009-10	2-1	3-2	5-3	.625
1988-89	1-0	1-3	2-3	.400	2010-11	3-0	1-1	4-1	.800
1989-90	0-0	1-1	1-1	.500	2011-12	3-0	1-1	4-1	.800
1990-91	1-1	0-0	1-1	.500	2012-13	0-0	0-1	0-1	.000
1991-92	2-3	0-3	2-6	.250	2013-14	66-49	42-53	108-102	.514
					TOTALS				

Team	Site	Hawks	Opp.	W-L
BOSTON (4-8)				
3-08-13	BOS	102	107	L
1-25-13 (20T)	ATL	123	111	W
4-11-12	BOS	86	88	L
11-22-02 (20T)	BOS	98	105	L
3-27-01	ATL	112	115	L
11-23-92	BOS	101	97	W
2-03-87	ATL	126	123	W
1-18-86	ATL	122	125	L
12-18-82	ATL	103	107	L
12-14-74	ATL	90	92	L
2-26-71	BOS	129	136	L
2-14-69	ATL	104	101	W
CHARLOTTE HORNETS/BOBCATS (3-3)				
11-7-14	CHAR	119	122	L
12-28-13	ATL	118	116	W
1-06-12	CHAR	102	96	W
3-19-10	ATL	93	92	W
2-13-08	CHAR	98	100	L
4-11-05	ATL	105	110	L
CHICAGO (4-8)				
12-19-09	CHI	98	101	L
12-16-06	ATL	104	106	L
11-18-88	CHI	112	115	L
12-20-84 (20T)	NO	129	132	L
12-21-82 (20T)	CHI	116	124	L
2-26-82	ATL	110	116	L
1-31-78	CHI	103	106	L
12-21-75	ATL	97	90	W
10-18-74	CHI	115	120	L
12-07-72	CHI	94	89	W
3-19-71	ATL	112	111	W
11-06-69	CHI	142	137	W
CLEVELAND (10-6)				
12-26-13 (20T)	CLE	127	125	W
3-21-12	ATL	103	102	W
11-07-06	CLE	104	95	W
1-25-03	CLE	102	101	W
4-13-02 (20T)	ATL	128	123	W
11-08-97	CLE	99	97	W
4-13-93	ATL	109	112	L
11-17-89 (20T)	CLE	125	131	L
3-23-85	CLE	91	86	W
12-09-81	CLE	108	112	L
11-24-81	ATL	94	92	W
1-09-81	ATL	107	108	L
2-29-80	ATL	111	102	W
1-07-75	ATL	113	112	W
2-23-75	CLE	105	111	L
2-08-73	ATL	132	136	L

Team	Site	Hawks	Opp.	W-L
DALLAS (0-2)				
2-26-10	ATL	103	111	L
11-08-84	DAL	105	112	L
DENVER (2-1)				
3-13-12	DEN	117	118	L
12-18-05	ATL	110	107	W
12-11-92	ATL	112	107	W
DETROIT (5-8)				
12-26-12 (20T)	ATL	126	119	W
1-27-12	DET	107	101	W
3-14-05	ATL	108	114	L
3-26-03	DET	99	102	L
4-14-01	ATL	124	129	L
11-09-88	DET	95	101	L
2-02-85	DET	102	110	L
11-27-81	DET	114	112	W
10-18-80	DET	125	123	W
11-24-78	DET	117	119	L
1-16-73	ATL	130	129	W
11-21-72	DET	110	113	L
12-30-99	DET	105	106	L
GOLDEN STATE (4-1)				
3-23-92	ATL	126	125	W
3-17-89	GS	118	127	L
2-10-80	GS	98	96	W
1-31-80	ATL	111	107	W
11-19-75	ATL	104	98	W
HOUSTON (1-3)				
2-22-04 (30T)	HOU	121	123	L
10-30-01	HOU	84	89	L
4-07-89	ATL	120	112	W
12-15-71	ATL	115	117	L
INDIANA (2-7)				
2-24-06	IND	117	112	W
12-14-04	ATL	97	108	L
11-01-03	ATL	99	103	L
2-14-03	IND	97	98	L
4-30-99	ATL	90	92	L
4-09-98	ATL	102	105	L
3-06-92	ATL	113	115	L
1-31-92	IND	106	115	L
3-16-90	IND	106	104	W
KANSAS CITY / CINCINNATI / SACRAMENTO (2-1)				
3-07-79	ATL	122	120	W
3-14-76	KC	113	114	L
2-18-70	MEM	139	125	W

## MISCELLANEOUS NUMBERS

## HAWKS OVERTIME GAMES, CONT.

Team	Site	Hawks	Opp.	W-L	Team	Site	Hawks	Opp.	W-L
LOS ANGELES LAKERS (1-2)					ORLANDO (4-2)				
2-19-88	ATL	119	125	L	2-10-12	ORL	89	87	W
11-02-75	LA	113	116	L	3-19-06	ATL	110	107	W
12-01-72	LA	114	109	W	2-19-99	ATL	94	99	L
MEMPHIS/VANCOUVER (0-2)					3-17-97	ATL	112	107	W
3-29-04 (20T)	ATL	133	136	L	1-09-97	ORL	97	92	W
11-10-99	VAN	97	102	L	3-05-95	ORL	111	113	L
MIAMI (3-3)					PHILADELPHIA (6-5)				
12-23-12	MIA	119	121	L	4-08-07	PHIL	104	109	L
1-05-12 (30T)	ATL	109	116	L	4-06-04	ATL	100	103	L
1-18-11	MIA	93	89	W	3-27-99	ATL	103	99	W
12-19-07	ATL	114	111	W	1-29-98	ATL	109	99	W
11-18-06	ATL	88	93	L	3-12-91	ATL	129	133	L
11-29-02	ATL	100	94	W	4-15-88	PHIL	103	101	W
MILWAUKEE (3-7)					3-05-86	PHIL	114	122	L
2-28-10	ATL	106	102	W	11-02-85	ATL	114	113	W
12-26-97	MIL	94	99	L	12-02-80	ATL	112	108	W
11-19-94	ATL	93	97	L	3-11-80	ATL	97	102	L
3-01-92	MIL	106	109	L	3-31-78	ATL	111	110	W
2-07-85	MIL	94	91	W	PHOENIX (3-1)				
3-06-84	ATL	104	109	L	1-07-97	ATL	105	103	W
3-29-81	ATL	128	132	L	2-04-89	PHO	118	116	W
11-28-80	MIL	108	113	L	12-18-77	ATL	134	129	W
1-10-79 (20T)	MIL	117	113	W	2-16-74	PHO	123	124	L
3-30-76	MIL	126	130	L	PORTLAND (2-4)				
MINNESOTA (3-1)					11-16-09	ATL	99	95	W
4-04-00	MIN	76	86	L	1-21-08	ATL	109	111	L
12-13-94	ATL	85	83	W	3-23-07	ATL	100	102	L
12-28-91	ATL	125	122	W	1-22-03	ATL	110	112	L
1-05-91	ATL	117	112	W	3-29-93	ATL	127	118	W
NEW JERSEY (6-5)					12-20-80	POR	119	122	L
11-23-10	NJ	101	107	L	SAN ANTONIO (4-1)				
1-02-09	NJ	91	93	L	3-21-10	ATL	119	114	W
2-04-07	NJ	101	99	W	1-11-97	ATL	87	82	W
2-27-06	ATL	104	102	W	12-29-94	ATL	127	121	W
4-18-00 (20T)	ATL	111	109	W	3-10-87	SA	113	106	W
12-06-94	NJ	94	91	W	3-20-84	SA	132	135	L
1-21-94	ATL	111	113	L	SAN DIEGO / BUFFALO / LA CLIPPERS (0-3)				
4-19-88	NJ	119	109	W	1-17-92	LAC	107	111	L
3-26-85	NO	108	109	L	12-11-73	ATL	127	132	L
11-04-78	ATL	117	118	L	11-05-71	ATL	117	122	L
10-26-77	NJ	113	110	W	TORONTO (6-3)				
NEW ORLEANS/CHARLOTTE (0-1)					3-18-14	ATL	118	113	W
10-29-03	NO	83	88	L	4-02-08	ATL	127	120	W
NEW YORK (9-7)					3-01-06	TOR	113	111	W
1-01-10	ATL	108	112	L	4-8-05	TOR	101	109	L
3-03-07	ATL	100	104	L	3-11-05	TOR	116	112	W
3-15-06 (20T)	NY	117	121	L	11-26-04	ATL	97	99	L
4-17-05	NY	139	135	W	1-11-02	TOR	91	94	L
11-30-04	NY	109	110	L	11-26-97 (20T)	TOR	109	104	W
1-28-00	ATL	98	96	W	1-04-96	ATL	104	101	W
11-28-95	NY	102	97	W	UTAH / NEW ORLEANS (4-1)				
4-06-93	ATL	109	104	W	3-25-12 (40T)	ATL	139	133	W
12-07-91	ATL	128	137	L	3-21-94	ATL	100	96	W
2-24-84	ATL	105	104	W	12-19-87	ATL	130	124	W
12-23-83	ATL	114	113	W	2-19-86	UTAH	105	109	L
2-24-81	ATL	117	120	L	3-24-78	ATL	96	94	W
10-30-80	NY	115	116	L	WASHINGTON / CAPITAL / BALTIMORE (11-3)				
11-30-78	ATL	102	96	W	12-13-13	ATL	101	99	W
2-24-77	ATL	101	98	W	12-18-12	WAS	100	95	W
12-16-69	NY	125	124	W	11-21-12	ATL	101	100	W
OKLAHOMA CITY/SEATTLE (5-3)					1-11-08	ATL	98	102	L
11-16-07 (20T)	ATL	123	126	L	1-14-06	ATL	114	106	W
11-11-06	ATL	112	113	L	1-11-98	WAS	107	102	W
11-26-02	ATL	119	116	W	11-18-97	ATL	98	89	W
11-13-93	SEA	89	97	L	1-24-97	ATL	117	105	W
2-19-82 (30T)	SEA	127	122	W	2-19-92	ATL	102	103	L
3-11-79	ATL	113	111	W	4-04-86	WAS	129	135	L
2-05-71	SEA	121	120	W	3-16-83	ATL	94	81	W
3-16-69	ATL	131	127	W	3-23-74	ATL	119	108	W
					11-07-72	ATL	109	107	W
					11-01-69	BAL	140	137	W

## HAWKS / NBA COLLEGE DRAFT CHOICES

## 2015 DRAFT CHOICES

Name	From	Pos.	Ht.	Wt.	Round	Pick
Kelly Oubre	Kansas	F	6-7	205	1	15
Marcus Eriksson	Barcelona	F	6-7	192	2	50
Dimitrios Agravanis	Olympiacos	F	6-10	229	2	59

\*The Hawks traded Oubre's rights to the Washington Wizards in exchange for Jerian Grant, the 19th pick, and two second-round picks. Atlanta then acquired Tim Hardaway Jr. from the New York Knicks in exchange for the draft rights to Grant.

## 1968 - 2014 HAWKS DRAFT CHOICES

Rnd.	Player	College	Pick	Rnd.	Player	College	Pick
2014 DRAFT							
1	Adreian Payne	Michigan State	15	1	Priest Lauderdale	Central State (OH)	28
2	Walter "Edy" Tavares	Gran Canaria	43	1995 DRAFT			
2	Lamar Patterson	Pittsburgh	48	1	Alan Henderson	Indiana	16
* The Hawks acquired Patterson's draft rights from Milwaukee, in exchange for a 2015 second-round pick.							
2013 DRAFT							
1	Dennis Schröder	NY Phantoms Braunschweig (Germany)	17	2	Donnie Boyce	Colorado	42
2	Raul Neto	Lagun Aro (Spain)	47	3	Troy Brown	Providence	45
2	James Ennis	Long Beach State	50	4	Quonzo Martin	Purdue	57
* On June 28, the Hawks acquired the rights to Lucas Nogueira (16th pick), Mike Muscala (44th pick) and Jared Cunningham from Dallas in exchange for the rights to Shane Larkin (18th pick) ... In addition, the Hawks acquired a 2015 second-round pick from the Utah Jazz in exchange for Raul Neto (47th pick) and a conditional 2017 second-round pick from the Miami Heat in exchange for James Ennis (50th pick).							
2012 DRAFT							
2	John Jenkins	Vanderbilt	23	1	Adam Keefe	Stanford	10
2	Mike Scott	Virginia	43	2	Elmer Bennett	Notre Dame	38
2011 DRAFT							
2	Keith Benson	Oakland	48	1991 DRAFT			
2010 DRAFT							
1	Damion James *	Texas	24	1	Stacey Augmon	UNLV	9
2	Pape Sy	France	53	1	Anthony Avent *	Seton Hall	15
* On draft night, James was traded to NJ for rights to Jordan Crawford and Tibor Pleiss ... Pleiss was traded to OKC for cash considerations.							
2009 DRAFT							
1	Jeff Teague	Wake Forest	19	2	Rodney Monroe	N.C. State	30
2	Sergiy Gladyr	NBC Mykolaiv	49	* Avent's rights were traded to Denver on 6/26/91.			
2008 DRAFT							
No draft picks							
2007 DRAFT							
1	Al Horford	Florida	3	1990 DRAFT			
1	Acie Law IV	Texas A&M	11	1	Rumeal Robinson	Michigan	10
2006 DRAFT							
1	Shelden Williams	Duke	5	2	Trevor Wilson	UCLA	36
2	Solomon Jones	South Florida	33	1989 DRAFT			
2005 DRAFT							
1	Marvin Williams	North Carolina	2	1	Roy Marble	Iowa	23
2	Salim Stoudamire	Arizona	31	2	Haywood Workman	Oral Roberts	49
2	Ken Akoy	Turkey (Efes Pilsen)	59	1988 DRAFT			
2004 DRAFT							
1	Josh Childress	Stanford	6	2	Anthony Taylor	Oregon	44
1	Josh Smith	Oak Hill Academy (HS)	17	3	Jorge Gonzalez	Argentina	54
2	Donta Smith	SE Illinois JC	34	3	Darryl Middleton	Baylor	58
2	Royal Ivey	Texas	37	First round pick and Randy Wittman to Sacramento for Reggie Theus 6/27/88.			
2	Viktor Sanikidze *	SAOS JDA Dijon (Georgia)	42	1987 DRAFT			
* On draft night, Sanikidze was traded to the Spurs for a 2005 second-round pick and cash considerations.							
2003 DRAFT							
1	Boris Diaw	Pau Orthez (France)	21	1	Dallas Comegys	DePaul	21
2	Travis Hansen	Brigham Young	37	2	Terrance Bailey	Wagner	42
2002 DRAFT							
2	David Andersen	Kinder Bologna (Italy)	37	2	Terry Coner	Alabama	44
On draft night, the Hawks acquired the draft rights to Dan Dickau (selected in the first round, 28th overall by Sacramento) in exchange for a future first-round pick.							
2001 DRAFT							
1	Pau Gasol *	Spain	3	3	Song Tao	China	67
1	Jamaal Tinsley **	Iowa State	27	4	Theo Christodoulou	Greece	90
2	Terence Morris	Maryland	34	5	José-Antonio Montero	Spain	113
* On draft night, Gasol was traded to the Grizzlies, along with Brevin Knight and Lorenzen Wright, in exchange for Shareef Abdur-Rahim and the 27th pick.							
* On draft night, Tinsley was traded to Pacers for a future first-round.							
2000 DRAFT							
1	DerMarr Johnson	Cincinnati	6	6	Ricardo Morandotti	Italy	136
2	Hanno Motzila	Utah	40	7	Frano Arapovic	Yugoslavia	159
2	James "Scoopie" Penn	Ohio State	57	1986 DRAFT			
1999 DRAFT							
1	Jason Terry	Arizona	10	1	Billy Thompson *	Louisville	19
1	Cal Bowdler	Old Dominion	17	2	Cedric Henderson	Georgia	32
1	Dion Glover	Georgia Tech	20	2	Augusto Binelli	Italian Nat'l.	40
1	Jumaine Jones *	Georgia	27	3	Dave Hoppen	Nebraska	65
2	Roberto Bergersen **	Boise State	52	3	Jim Les	Bradley	70
* On draft night, Jones' rights were traded to the Philadelphia 76ers for a future first-round draft choice (via Toronto).							
** On draft night, rights were traded to Portland for cash considerations.							
1998 DRAFT							
1	Roshown McLeod	Duke	22	4	Efram Winters	Illinois	88
2	Cory Carr *	Texas Tech	49	5	Nicky Jones	Virginia Commonwealth	111
* On draft night, Carr's rights were traded to Chicago, along with two future second-round draft picks, for the rights to Shammond Williams.							
1997 DRAFT							
1	Ed Gray	California	22	6	Alexander Volkov	USSR	134
2	Alan Digbeu	Villerbaune, France	50	7	Valery Tikhonenko	USSR	157
2	Chris Crawford	Marquette	51	* Thompson was traded to L.A. Lakers for Ken Barlow 6/17/86.			
1996 DRAFT							
1	Randy Wittman *	Indiana	22	1985 DRAFT			
2	Glenn Rivers	Marquette	31	1	Jon Koncak	SMU	5
3	John Pinone	Villanova	58	2	Lorenzo Charles	N.C. State	41
4	Harry Kelly	Texas Southern	81	3	Sedric Toney	Dayton	59
5	Charles Jones	Oklahoma	104	4	Arvydas Sabonis	USSR	77
6	Tom Betha	Richmond	127	4	John Battle	Rutgers	84
7	Lex Drum	UAB	150	5	Larry Hampton	F.D.U.	100
8	George Thomas	Georgia Tech	173	6	John Duckett	Lafayette	123
9	Will Cotchery	Livingston	195	7	Bob Ferry	Harvard	146
10	Ronnie Carr	W. Carolina	216	1984 DRAFT			
* Wittman acquired from Bulls for Tom McMillen and future pick 7/5/83.							
1984 DRAFT							
1	Kevin Willis	Michigan State	11	1	Kevin Willis	Michigan State	11
2	Bobby Parks	Memphis State	58	2	Bobby Parks	Memphis State	58
3	Dicky Beal	Kentucky	81	3	Dicky Beal	Kentucky	81
4	Terry Martin	NE Louisiana	104	5	Terry Martin	NE Louisiana	104
5	Jim Master	Kentucky	127	6	Jim Master	Kentucky	127
6	Vince Martello	Florida State	150	7	Vince Martello	Florida State	150
8	Robert Brown	Long Island	173	8	Robert Brown	Long Island	173
9	Fred Brown	Georgetown	185	9	Fred Brown	Georgetown	185
10	Doug Mills	Hofstra	217	10	Doug Mills	Hofstra	217
Second round pick (#35) to Golden State for Ricky Brown on 2/15/83.							
1983 DRAFT							
1	Randy Wittman *	Indiana	22	1982 DRAFT			
2	Glenn Rivers	Marquette	31	1	Butch Lee	Marquette	10
3	John Pinone	Villanova	58	2	Jack Givens	Kentucky	16
4	Harry Kelly	Texas Southern	81	3	Rick Wilson	Louisville	25
5	Charles Jones	Oklahoma	104	4	Steve Grant	Manhattan	25
6	Tom Betha	Richmond	127	5	Chris Potter	Holy Cross	98
7	Lex Drum	UAB	150	6	Gerald Glover	Howard	120
8	George Thomas	Georgia Tech	173	7	Jim DeWeese	Gonzaga	141
9	Will Cotchery	Livingston	195	8	Ed Murphy	Merrimack	160
10	Ronnie Carr	W. Carolina	216	9	Maurice Robinson	W. Virginia	177
* Wittman acquired from Bulls for Tom McMillen and future pick 7/5/83.							
1981 DRAFT							
1	Al Wood	North Carolina	4	1980 DRAFT			
2	Clyde Bradshaw	DePaul	38	1	Wayne Rollins	Clemson	14
3	Durand Macklin	LSU	52	3	Sam Smith	UNLV	48
5	Kevin Figaro	Iowa	98	5	Eddie Johnson	Auburn	49
6	Darryl Warwick	Hampton	121	6	Dave Bormann	Gardner-Webb	70
7	Kevin Vessey	Iona	144	7	Bill Gordon	UTC	92
8	Wesley	Idaho State	90	8	Calvin Crews	Northwestern	95
9	James Holliman	Arizona State	135	9	James Holliman	Arizona State	135
10	Vern Thompson	Brigham Young	155	10	Vern Thompson	Brigham Young	155
First round pick to Pacers as compensation for signing of free agent Dan Roundfield.							
1978 DRAFT							
1	Butch Lee	Marquette	10	1977 DRAFT			
1	Jack Givens	Kentucky	16	1	Wayne Rollins	Clemson	14
2	Rick Wilson	Louisville	25	2	Rick Wilson	Louisville	25
3	Steve Grant	Manhattan	25	3	Steve Grant	Manhattan	25
5	Chris Potter	Holy Cross	98	4	Wesley	Idaho State	90
6	Gerald Glover	Howard	120	5	James Holliman	Arizona State	135
7	Jim DeWeese	Gonzaga	141	6	Vern Thompson	Brigham Young	155
8	Ed Murphy	Merrimack	160	Second round pick to New York for Tom McMillen.			
9	Maurice Robinson	W. Virginia	177	1976 DRAFT			
10	Marshall Lester	Florida Southern	192				
1977 DRAFT							
1	Wayne Rollins	Clemson	14	1	Wayne Rollins	Clemson	14
3	Sam Smith	UNLV	48	3	Eddie Johnson	Auburn	49
5	Eddie Johnson	Auburn	49	4	Dave Bormann	Gardner-Webb	70
6	Dave Bormann	Gardner-Webb	70	5	Bill Gordon	UTC	92
7	Bill Gordon	UTC	92	6	Calvin Crews	Northwestern	95
8	Calvin Crews	Northwestern	95	7	James Holliman	Arizona State	135
9	James Holliman	Arizona State	135	8	Vern Thompson	Brigham Young	155
10	Vern Thompson	Brigham Young	155	Second round pick to New York for Tom McMillen.			
1976 DRAFT							
1	Armond Hill	Princeton	9	1975 DRAFT			
2	Bob Carrington	Boston College	28				
3	Larry Cooke	VPI	46	1	Armond Hill	Princeton	9
4	Tom Barker	Hawaii	53	2	Bob Carrington	Boston College	28
5	Ron Davis	Washington State	70	3	Larry Cooke	VPI	46
6	Pete Padgett	Nevada-Reno	88	4	Tom Barker	Hawaii	53
7	Carl Gerlach	Kansas State	93	5	Ron Davis	Washington State	70
8	Doug Terry	Utah	108	6	Pete Padgett	Nevada-Reno	88
9	Bob Kovach	San Diego State	142	7	Carl Gerlach	Kansas State	93
10	Mike Dickerson	S. Florida	160	8	Doug Terry	Utah	108
1975 DRAFT							
1	David Thompson	N.C. State	1	1974 DRAFT			
2	Bob Carrington	Boston College	28				
3	Larry Cooke	VPI	46	1	David Thompson	N.C. State	1
4	Tom Barker	Hawaii	53	2	Bob Carrington	Boston College	28
5	Ron Davis	Washington State	70	3	Larry Cooke	VPI	46
6	Pete Padgett	Nevada-Reno	88	4	Tom Barker	Hawaii	53
7	Carl Gerlach	Kansas State	93	5	Ron Davis	Washington State	70
8	Doug Terry	Utah	108	6	Pete Padgett	Nevada-Reno	88
9	Bob Kovach	San Diego State	142	7	Carl Gerlach	Kansas State	93
10	Mike Dickerson	S. Florida	160	8	Doug Terry	Utah	108
1974 DRAFT							
1	David Thompson	N.C. State	1	1973 DRAFT			
2	Bob Carrington	Boston College	28				
3	Larry Cooke	VPI	46	1	David Thompson	N.C. State	1
4	Tom Barker	Hawaii	53	2	Bob Carrington	Boston College	28
5	Ron Davis	Washington State	70	3	Larry Cooke	VPI	46
6	Pete Padgett	Nevada-Reno	88	4	Tom Barker	Hawaii	53
7	Carl Gerlach	Kansas State	93	5	Ron Davis	Washington State	70
8	Doug Terry	Utah	108	6	Pete Padgett	Nevada-Reno	88
9	Bob Kovach	San Diego State	142	7	Carl Gerlach	Kansas State	93
10	Mike Dickerson	S. Florida	160	8	Doug Terry	Utah	108
1973 DRAFT							
1	David Thompson	N.C. State	1	1972 DRAFT			
2	Bob Carrington	Boston College	28				
3	Larry Cooke	VPI	46	1	David Thompson	N.C. State	1
4	Tom Barker	Hawaii	53	2	Bob Carrington	Boston College	28
5	Ron Davis	Washington State	70	3	Larry Cooke	VPI	46
6	Pete Padgett	Nevada-Reno	88	4	Tom Barker	Hawaii	53
7	Carl Gerlach	Kansas State	93	5	Ron Davis	Washington State	70
8	Doug Terry	Utah	108	6	Pete Padgett	Nevada-Reno	88
9	Bob Kovach	San Diego State	142	7	Carl Gerlach	Kansas State	93
10	Mike Dickerson	S. Florida	160	8	Doug Terry	Utah	108
1972 DRAFT							
1	David Thompson	N.C. State	1	1971 DRAFT			
2	Bob Carrington	Boston College	28				
3	Larry Cooke	VPI	46	1	David Thompson	N.C. State	1
4	Tom Barker	Hawaii	53	2	Bob Carrington	Boston College	28
5	Ron Davis	Washington State	70	3	Larry Cooke	VPI	46
6	Pete Padgett	Nevada-Reno	88	4	Tom Barker	Hawaii	53
7	Carl Gerlach	Kansas State	93	5	Ron Davis	Washington State	70
8	Doug Terry	Utah	108	6	Pete Padgett	Nevada-Reno	88
9	Bob Kovach	San Diego State	142	7	Carl Gerlach	Kansas State	93
10	Mike Dickerson	S. Florida	160	8	Doug Terry	Utah	108
1971 DRAFT							
1	David Thompson	N.C. State	1	1970 DRAFT			
2	Bob Carrington	Boston College	28				
3	Larry Cooke	VPI	46	1	David Thompson	N.C. State	1
4	Tom Barker	Hawaii	53	2	Bob Carrington	Boston College	28
5	Ron Davis	Washington State	70	3	Larry Cooke	VPI	46
6	Pete Padgett	Nevada-Reno	88	4	Tom Barker	Hawaii	53
7	Carl Gerlach	Kansas State	93	5	Ron Davis	Washington State	70
8	Doug Terry	Utah	108	6	Pete Padgett	Nevada-Reno	88
9	Bob Kovach	San Diego State	142	7	Carl Gerlach	Kansas State	93
10	Mike Dickerson	S. Florida	160	8	Doug Terry	Utah	108
1970 DRAFT							
1	David Thompson	N.C. State	1	1969 DRAFT			
2	Bob Carrington	Boston College	28				
3	Larry Cooke	VPI	46	1	David Thompson	N.C. State	1
4	Tom Barker	Hawaii	53	2	Bob Carrington	Boston College	28
5	Ron Davis	Washington State	70	3	Larry Cooke	VPI	46
6	Pete Padgett	Nevada-Reno	88	4	Tom Barker	Hawaii	53
7	Carl Gerlach	Kansas State	93	5	Ron Davis	Washington State	70
8	Doug Terry	Utah	108	6	Pete Padgett	Nevada-Reno	88
9	Bob Kovach	San Diego State	142	7	Carl Gerlach	Kansas State	93
10	Mike Dickerson	S. Florida	160	8	Doug Terry	Utah	108
1969 DRAFT							
1	David Thompson	N.C. State	1	1968 DRAFT			
2	Bob Carrington	Boston College	28				
3	Larry Cooke	VPI	46	1	David Thompson	N.C. State	1
4	Tom Barker	Hawaii	53	2	Bob Carrington	Boston College	28
5	Ron Davis	Washington State	70	3	Larry Cooke	VPI	46
6	Pete Padgett	Nevada-Reno	88	4	Tom Barker	Hawaii	53
7	Carl Gerlach	Kansas State	93	5	Ron Davis	Washington State	70
8	Doug Terry	Utah	108	6	Pete Padgett	Nevada-Reno	88
9	Bob Kovach	San Diego State	142	7	Carl Gerlach	Kansas State	93
10	Mike Dickerson	S. Florida	160	8	Doug Terry	Utah	108
1968 DRAFT							
1	David Thompson	N.C. State	1	1967 DRAFT			
2	Bob Carrington	Boston College	28				
3	Larry Cooke	VPI	46	1	David Thompson	N.C. State	1
4	Tom Barker	Hawaii	53	2	Bob Carrington	Boston College	28
5	Ron Davis	Washington State	70	3	Larry Cooke	VPI	46
6	Pete Padgett	Nevada-Reno	88	4	Tom Barker	Hawaii	53
7	Carl Gerlach	Kansas State	93	5	Ron Davis	Washington State	70
8	Doug Terry	Utah	108	6	Pete Padgett	Nevada-Reno	88
9	Bob Kovach	San Diego State	142	7	Carl Gerlach	Kansas State	93
10	Mike Dickerson	S. Florida	160	8	Doug Terry	Utah	108
1967 DRAFT							
1	David Thompson	N.C. State	1	1966 DRAFT			
2	Bob Carrington	Boston College	28				
3	Larry Cooke	VPI	46	1	David Thompson	N.C. State	1
4	Tom Barker	Hawaii	53	2	Bob Carrington	Boston College	28
5	Ron Davis						



## ALL-TIME ROSTER: 1968 - 2015

YEAR	GP	MINs	FGM	FGA	FG%	FTM	FTA	FT%	OR	DR	TR	AST	PF-D	STL	BS	PTS	PPG
SHAREEF ABDUR-RAHIM																	
2001-02	77	2980	598	1297	46.1	419	523	80.1	198	498	696	239	214-2	98	81	1636	20.5
2002-03	81	3087	566	1183	47.8	451	541	84.1	175	502	677	242	240-2	87	38	1808	19.9
2003-04	83	1956	383	730	52.5	294	384	76.5	141	354	495	127	147-1	44	19	1063	12.8
3 Years	211	8023	1547	3270	47.3	1168	1398	83.5	514	1354	1868	608	601-5	229	138	4309	20.4
DONI ADAMS																	
1971-72	70	2030	307	779	39.4	204	273	74.7	—	—	494	137	259-5	—	—	818	11.7
1972-73	4	76	8	38	21.1	7	8	87.5	—	—	22	5	11-0	—	—	23	5.8
2 Years	74	2106	315	817	38.6	211	281	75.1	—	—	516	142	270-5	—	—	841	11.4
DERRICK ALSTON																	
1996-97	2	11	0	5	0.000	0	0	—	3	1	4	0	0-0	0	0	0	0.0
GREG "Cadillac" ANDERSON																	
1994-95	51	622	57	104	54.8	34	71	47.9	62	126	188	17	103-0	23	29	148	2.9
1995-96	50	391	36	111	32.4	16	44	36.4	39	79	118	15	85-0	19	10	181	3.6
2 Years	101	1020	93	185	50.3	50	112	44.6	101	205	306	32	188-0	42	39	236	2.3
KENNY ANDERSON																	
2004-05	39	717	81	190	42.6	27	37	73.0	23	60	83	98	81-1	33	0	195	5.0
PERO ANTIC																	
2013-14	50	925	123	294	41.8	50	68	75.8	57	152	209	58	126-0	19	12	352	7.0
2014-15	63	1037	108	296	36.5	88	123	71.5	58	131	189	49	130-0	18	14	356	5.7
2 Years	113	1962	231	590	39.2	138	189	73.0	115	283	398	107	258-0	37	26	708	6.3
HILTON ARMSTRONG																	
2010-11	12	76	6	12	5.000	2	10	20.000	3	14	17	4	9-0	3	5	15	1.3
STACEY AUGMON																	
1991-92	82	2505	440	889	49.5	213	320	66.6	191	229	420	201	161-0	124	27	1094	13.3
1992-93	73	2112	397	782	50.9	227	307	73.9	141	146	287	170	141-1	91	18	1021	14.0
1993-94	82	2605	433	881	51.0	230	310	75.3	178	216	394	187	170-0	149	45	1183	14.4
1994-95	76	2362	397	876	45.3	252	346	72.8	157	211	368	197	163-0	100	47	1053	13.9
1995-96	77	2294	362	738	49.1	251	316	79.4	137	167	304	137	188-1	106	31	976	12.7
2 Years	390	11878	2035	4166	48.8	1276	1725	74.0	804	969	1773	892	832-2	570	168	5356	13.7
GUSTAVO AYON																	
2013-14	26	429	52	102	51.0	8	20	40.000	42	83	125	28	47-0	25	10	112	4.3
JOHN BAGLEY																	
1993-94	3	13	0	2	0.000	2	2	1.0000	0	1	1	3	2-0	0	0	2	0.7
TOM BARKER																	
1976-77	59	1354	182	436	41.7	112	164	68.3	111	290	401	60	223-11	33	41	476	8.1
DREW BARRY																	
1997-98	27	256	18	38	47.4	11	13	84.6	5	30	35	49	28-0	10	1	56	2.1
1998-99	8	74	6	15	40.0	3	3	1.0000	0	4	4	16	9-0	0	0	19	2.4
2 Years	35	330	24	53	45.3	14	16	87.5	5	34	39	65	37-0	10	1	75	2.1
JON BARRY																	
1996-97	58	965	100	246	40.7	37	48	80.4	26	73	99	115	56-0	55	3	285	4.9
2004-05	16	275	31	77	40.3	10	13	76.9	4	17	21	28	28-0	14	2	83	5.2
2 Years	74	1240	131	323	40.6	47	59	80.0	30	90	120	143	84-0	69	5	368	5.0
ESTEBAN BATISTA																	
2005-06	57	495	34	80	42.5	4	53	62.3	61	83	144	7	111-2	15	11	101	1.8
2006-07	13	81	8	16	50.0	4	4	57.1	7	23	30	4	13-0	3	0	20	1.5
2 Years	70	576	42	96	43.8	37	60	61.7	68	106	174	11	124-2	18	11	121	1.7
JOHN BATTLE																	
1985-86	64	639	101	195	51.8	75	102	72.8	12	50	62	74	80-0	23	3	277	4.3
1986-87	64	804	144	315	45.7	93	126	73.8	16	44	60	124	76-0	25	5	381	6.0
1987-88	67	1227	183	413	44.5	141	188	75.0	26	87	113	158	84-0	31	5	713	10.6
1988-89	82	1627	287	628	45.7	194	238	81.5	30	110	140	197	125-0	42	9	779	9.5
1989-90	80	1477	275	544	50.6	126	152	75.8	12	54	66	154	115-0	28	10	654	8.2
1990-91	79	1863	397	862	46.1	270	316	85.4	34	125	159	217	145-0	45	6	1078	13.6
6 Years	416	7682	1482	3184	46.5	875	1106	79.1	145	488	633	924	625-0	198	31	3882	9.3
SERGEI BAZAREVICH																	
1994-95	10	74	11	22	5.000	1	6	16.7	1	6	7	14	10-0	1	1	30	3.0
ALFRED "Butch" BEARD																	
1969-70	72	941	183	392	46.7	135	163	82.8	—	—	140	121	124-0	—	—	501	7.0
ZELMO "Big Z" BEATY																	
1968-69	72	2578	588	1251	47.0	370	506	73.1	—	—	798	131	272-7	—	—	1546	21.2
RON BEHAGEN																	
1977-78	26	571	117	249	47.0	51	70	72.9	53	120	173	34	97-3	30	12	285	11.0
WALT "Big Bells" BELLAMY																	
1969-70	23	855	141	287	49.1	75	124	60.5	—	—	310	88	97-2	—	—	357	15.5
1970-71	82	2908	433	879	49.3	336	556	60.4	—	—	1060	230	271-4	—	—	1202	14.7
1971-72	82	3187	593	1089	54.5	340	581	58.5	—	—	1049	262	255-2	—	—	1526	18.6
1972-73	74	2805	455	901	50.5	283	533	53.3	26	72	98	119	244-1	3	3	730	9.9
1973-74	77	2440	389	801	48.6	233	383	60.8	264	476	740	189	232-2	52	48	1011	13.1
5 Years	338	12192	2011	3957	50.8	1267	2170	58.4	264	476	4123	948	1099-11	52	48	5289	15.7
COREY BENJAMIN																	
2002-03	9	152	13	43	3.02	12	16	75.0	10	21	31	10	20-0	1	2	40	4.4
MIKE BIBBY																	
2007-08	15	1097	170	411	41.4	23	31	74.2	11	45	56	75	34-0	35	2	667	14.2
2008-09	79	2740	437	1005	43.5	335	171	78.9	38	240	278	392	145-0	98	11	1176	14.9
2009-10	80	2195	146	416	35.1	68	79	86.1	58	164	184	310	157-0	67	3	730	9.1
2010-11	56	1674	192	441	43.5	29	46	63.0	15	128	143	202	125-0	38	6	526	9.4
4 Years	230	7706	1067	2501	42.7	255	327	78.0	84	577	661	979	461-0	238	22	3099	13.5
MOOKIE BLAYLOCK																	
1992-93	80	2820	444	969	45.9	123	169	72.8	89	191	280	671	156-0	233	23	1069	13.4
1993-94	81	2915	414	1074	42.1	116	159	72.9	117	307	424	789	144-0	212	44	1118	13.8
1994-95	90	3069	509	1129	45.1	176	214	82.3	117	276	393	616	164-3	200	26	1726	19.6
1995-96	81	2893	455	1123	40.5	127	170	74.7	110	222	332	478	151-1	212	17	1268	15.7
1996-97	78	3056	501	1159	43.2	131	174	75.3	114	299	413	463	141-0	212	20	1354	17.4
1997-98	70	2700	368	936	39.2	95	134	70.9	81	260	341	469	122-0	183	21	921	13.2
1998-99	89	2783	247	1763	13.9	91	753	69	45	173	228	56	11-0	8	9	640	7.2
4 Years	518	19216	2938	7112	41.3	87	1111	73.5	673	1734	2407	3764	939-4	1321	160	7743	14.9
CAL BOWDLER																	
1999-00	46	423	49	115	42.6	24	38	63.2	22	63	85	14	46-1	14	9	122	2.7
2000-01	44	375	53	114	46.5	33	40	82.5	30	42	77	4	45-0	10	21	140	3.2
2001-02	52	585	61	174	35.1	47	83	56.9	38	72	110	11	64-1	18	15	162	3.1
3 Years	142	1383	163	403	40.4	96	125	76.8	90	182	272	29	155-2	42	45	424	3.0
IRA BOWMAN																	
2001-01	3	19	0	5	0.000	0	0	—	0	1	1	2	7	0-0	0	0	0.0
PENNSYLVANIA '96																	

**ALL-TIME ROSTER: 1968 - 2015. CONT.**

YEAR	GP	MINS	FGM	FGA	FG%	FTM	FTA	FT%	OR	DR	TR	AST	PF-D	STL	BS	PTS	PPG	
DOMINIE BOYCE					Height: 6' 5"			Weight: 196									Colorado '95	
1995-96	8	41	9	23	.391	2	4	.500		5	5	3	2-0	3	1	24	3.0	
1996-97	22	154	21	63	.333	11	22	.500		7	8	15	13-0	10	4	55	2.5	
2 Years	30	195	30	86	.349	13	26	.500		12	13	25	16	19-0	5	79	2.6	
DEBBIE BOZEMAN					Height: 6' 2"			Weight: 207									UCLA '86	
2006-07	23	199	11		.282	2		.333		3	20	23	9	32-0	5	2	26	1.1
STEVE BRACEY					Height: 6' 1"			Weight: 175									Tulsa '72	
1972-73	70	1050	192	470	.486	73	111	.664		—	10	125	125-0			457	6.5	
1973-74	75	1463	241	520	.463	69	96	.719		26	120	146	231	157-0	60	5	551	7.3
2 Years	145	2513	433	915	.473	142	206	.689		26	120	253	356	282-0	60	5	1008	7.0
DUDLEY BRADLEY					Height: 195			Weight: 195									North Carolina '79	
1988-89	38	267	86	28	.326	8	16	.500		7	25	32	24	41-0	16	2	72	1.9
MICHAEL BRADLEY					Height: 6' 10"			Weight: 225									Villanova '01	
2003-04	11	60	6	12	.500	0	0	—		5	7	12	0	8-0	2	0	12	1.0
CLYDE BRADSHAW					Height: 6' 0"			Weight: 170									DePaul '81	
1981-82			—on active roster for five games from 10/21/81 to 11/10/81 but saw no action—															
ELTON BRAND					Height: 6' 9"			Weight: 254									Duke '99	
2013-14	73	1414	179	332	.539	61	94	.649		97	264	361	74	192-0	40	88	419	5.7
2014-15	36	486	42	95	.442	12	23	.522		28	72	100	22	54-0	17	25	96	2.7
2 Years	109	1900	221	427	.518	73	117	.190		125	336	461	96	246-0	57	113	515	4.7
RANDY BREUER					Height: 7' 3"			Weight: 258									Minnesota '83	
1992-93	12	107	15	31	.484	2	5	.400		10	18	28	6	12-0	2	3	32	2.7
BILL BRIDGES					Height: 6' 6"			Weight: 235									Kansas '61	
1968-69	80	2930	351	775	.453	239	353	.677		—	1132	298	290-3			941	11.8	
1969-70	82	3269	443	932	.475	218	451	.732		—	1181	345	292-6			1183	14.0	
1970-71	82	3140	382	834	.458	211	330	.639		—	1233	230	317-7			975	11.8	
1971-72	14	546	51	134	.381	31	41	.705		—	190	40	50-1			133	9.5	
4 Years	258	9885	1227	2675	.459	812	1178	.689		—	3736	923	949-17			3266	12.7	
CHUCKY BROWN					Height: 6' 8"			Weight: 215									North Carolina State '89	
1997-98	77	1202	161	372	.433	63	87	.724		57	126	183	55	100-0	23	13	387	5.0
JOHN BROWN					Height: 6' 3"			Weight: 220									Missouri '73	
1973-74	77	1715	277	632	.438	163	217	.751		177	264	441	114	238-10	29	16	717	9.3
1974-75	73	1986	318	661	.481	185	240	.770		180	254	434	133	227-7	54	15	815	11.2
1975-76	75	1758	215	486	.442	162	209	.775		146	257	403	126	235-7	45	16	592	7.9
1976-77	77	1405	160	350	.457	121	150	.807		75	161	236	103	217-7	46	7	441	5.7
1977-78	75	1594	192	405	.474	165	200	.825		137	166	303	105	208-18	55	8	548	7.3
1978-79	28	361	38	87	.437	34	42	.774		76	76	125	25	117-0	3	4	103	3.8
6 Years	405	8819	1196	2655	.451	830	1070	.776		736	1143	1879	595	1265-49	232	66	3222	8.0
RICKEY BROWN					Height: 6' 10"			Weight: 235									Mississippi St '80	
1982-83	26	305	49	104	.471	25	40	.625		35	53	88	9	46-1	5	5	123	4.7
1983-84	68	765	94	201	.468	48	65	.738		67	114	181	29	161-4	18	23	236	3.5
1984-85	69	785	73	81	.406	78	82	.954		76	158	235	25	117-0	14	48	185	2.8
3 Years	163	1904	221	497	.445	112	173	.647		178	314	492	63	324-5	42	50	554	3.4
MATT BULLARD					Height: 6' 10"			Weight: 235									Iowa '90	
1995-96	46	460	66	162	.407	16	20	.800		18	42	60	18	50-0	17	10	174	3.8
TON BURLESON					Height: 7' 3"			Weight: 256									North Carolina State '74	
1980-81	31	363	41	99	.414	20	41	.488		44	50	94	12	73-2	7	19	102	3.3
WILLIE BURTON					Height: 6' 8"			Weight: 219									Minnesota '90	
1986-87	24	380	39	118	.336	62	88	.838		11	30	41	11	55-0	8	3	146	6.2
JOE "Pogo" CALDWELL					Height: 6' 5"			Weight: 210									Arizona St '64	
1961-62	81	2720	561	1106	.507	537	697	.769		—	303	320	23-1			1281	15.7	
1969-70	82	2857	674	1329	.507	379	551	.688		—	407	287	255-3			1727	21.1	
2 Years	163	5577	1235	2453	.507	538	847	.635		—	710	607	486-4			3008	18.5	
ANTOINETTE CARR					Height: 6' 9"			Weight: 235									Wichita State '83	
1984-85	62	1195	198	375	.528	101	128	.789		79	153	232	80	219-4	29	78	499	8.0
1985-86	70	1258	49	93	.527	18	27	.667		16	36	52	14	51-1	7	15	116	6.8
1986-87	65	695	134	265	.506	33	70	.909		9	96	156	34	146-1	14	48	345	5.3
1987-88	80	1483	281	517	.544	142	182	.780		94	195	289	103	272-7	38	83	685	8.6
1988-89	79	1408	126	247	.510	130	152	.855		106	168	274	91	221-1	31	62	582	7.5
1989-90	44	803	228	248	.516	79	102	.775		50	99	149	53	128-4	15	34	335	7.6
6 Years	346	5922	1016	1989	.516	543	689	.793		405	747	1152	375	1037-17	134	320	2579	7.5
DEMARIA CARROLL					Height: 6' 8"			Weight: 212									Missouri '99	
2013-14	73	2341	302	642	.470	109	141	.773		107	296	403	134	119-2	108	21	810	11.1
2014-15	70	2189	318	653	.487	127	181	.702		99	273	372	118	154-1	84	17	883	12.6
2 Years	143	4530	620	1295	.479	236	322	.733		206	569	775	252	273-3	192	38	1693	11.8
JERRY CHAMBERS					Height: 6' 5"			Weight: 185									Utah '66	
1970-71	65	1168	237	526	.451	106	134	.791		—	245	61	119-0			580	8.9	
LEN CHAPPELL					Height: 6' 8"			Weight: 240									Wake Forest '62	
1970-71	42	451	71	161	.441	60	74	.811		—	133	16	63-2			202	4.8	
KEN CHARLES					Height: 6' 3"			Weight: 185									Fordham '73	
1976-77	82	2487	354	855	.414	205	256	.801		41	127	168	295	240-4	141	45	913	11.1
1977-78	21	520	73	184	.397	41	50	.840		6	18	24	82	53-3	25	5	188	9.0
2 Years	103	3007	427	1039	.411	247	306	.807		47	145	192	377	293-4	166	50	1101	10.7
LORENZO CHARLES					Height: 6' 7"			Weight: 255									North Carolina State '85	
1985-86	36	273	49	88	.557	24	36	.667		13	26	39	8	37-0	2	6	122	3.4
MAURICE CHEEKS					Height: 6' 1"			Weight: 180									West Texas University '78	
1991-92	56	1086	115	249	.462	26	43	.605		29	66	95	185	73-0	83	0	259	4.6
JOSH CHILDRESS					Height: 6' 8"			Weight: 210									Stanford '04	
2004-05	80	2376	302	642	.470	190	231	.823		195	287	482	151	184-1	74	35	807	10.1
2005-06	74	2249	278	604	.459	154	201	.766		134	253	387	131	184-1	86	39	742	10.1
2006-07	55	2024	261	518	.504	167	210	.795		123	217	340	127	118-0	58	36	715	13.0
2007-08	76	2273	327	573	.571	222	275	.807		174	199	373	117	129-1	71	43	898	11.8
4 Years	285	8923	1168	2237	.522	733	917	.799		626	956	1582	526	615-3	289	153	3162	11.1
BOB CHRISTIAN					Height: 7' 0"			Weight: 265									Grambling '69	
1970-71	54	524	72	142	.453	40	53	.625		40	62	40	30	118-0			150	2.8
1971-72	56	485	66	142	.465	44	61	.721		—	181	28	77-0			176	3.1	
1972-73	55	759	85	155	.548	60	79	.759		—	305	47	111-2			230	4.2	
3 Years	165	1768	206	424	.486	144	204	.706		—	663	105	306-2			556	3.4	
CRAIG CLAXTON					Height: 5' 11"			Weight: 170									Hofstra '00	
2006-07	42	1064	91	278	.327	33	60	.550		12	69	81	185	131-3	72	4	221	5.2
2008-09	2	15	0	7	.000	0	0	0		0	0	0	0	0-0	0	0	0	0.0
2 Years	44	1069	93	285	.327	33	62	.548		12	69	81	188	132-3				

## ALL-TIME ROSTER: 1968 - 2015, CONT.

YEAR	GP	MINS	FGM	FGA	FG%	FTM	FTA	FT%	OR	DR	TR	AST	PF-D	STL	BS	PTS	PPG
BIMBO COLES	80	1924	276	607	45.5	85	104	81.7	30	142	172	290	178-1	58	11	645	8.1
1969-70					Height: 6' 2"	Weight: 182										Virginia Tech '90	
JASON COLLIER	20	545	79	161	49.1	67	84	80.0	36	75	111	17	71-3	11	11	226	11.3
2003-04					Height: 7' 0"	Weight: 250										Georgia Tech '00	
2004-05	70	942	174	376	46.3	48	71	67.6	120	100	184	18	147-15	15	13	402	5.7
2 Years	90	1487	253	541	46.8	115	156	73.7	84	175	295	35	218-4	26	24	628	7.0
ART COLLINS	29	395	35	99	35.4	24	36	66.7	19	22	41	25	35-0	11	1	94	3.2
1980-81					Height: 6' 4"	Weight: 200										Biscayne '76	
DON COLLINS	47	1184	230	530	43.4	137	162	84.6	96	91	187	115	166-5	69	11	597	12.7
1980-81					Height: 6' 6"	Weight: 190										Washington St. '80	
JASON COLLINS	24	115	8	23	34.8	0	2	0.00	5	9	14	4	21-0	3	2	16	0.7
2010-11	49	593	34	71	47.9	27	41	65.9	30	72	102	22	97-9	9	9	96	2.0
2011-12	30	308	16	40	40.0	58	83	69.8	12	36	48	10	24-0	4	3	39	1.3
3 Years	103	1016	58	134	43.3	34	58	58.6	47	117	164	36	152-1	16	14	151	1.5
SEAN COLSON	3	14	0	5	0.00	0	0	—	0	3	3	3	0-0	0	0	0	0.0
2000-01					Height: 6' 0"	Weight: 175										UNC-Charlotte '98	
TYRONE CORBIN	81	1389	205	464	44.2	78	114	68.4	98	164	262	67	161-1	55	16	502	6.2
1994-95					Height: 6' 6"	Weight: 235										DePaul '95	
1996-97	70	2305	253	600	42.2	86	108	79.6	76	218	294	124	176-9	7	7	666	9.5
1997-98	79	2699	328	747	43.9	101	128	78.9	78	284	362	173	197-1	105	7	806	10.2
1998-99	47	1066	97	216	44.9	52	82	63.5	37	108	145	43	74-0	13	6	350	7.4
4 Years	277	7459	917	2145	42.8	317	430	73.7	289	774	1063	407	608-3	281	37	2326	8.4
CHRIS CRAWFORD	40	256	46	110	41.8	57	68	83.8	20	21	41	9	27-0	12	7	150	3.8
1997-98					Height: 6' 9"	Weight: 235										Marquette '97	
1998-99	42	784	110	255	43.1	57	70	81.4	37	53	90	24	106-1	10	13	288	6.9
1999-00	55	668	91	229	39.7	63	81	77.8	51	48	99	33	83-1	7	16	252	4.6
2000-01	47	901	82	201	40.8	68	83	81.9	28	82	110	37	117-3	21	16	318	6.8
2001-02	7	131	21	45	46.7	11	15	73.3	9	16	25	5	21-1	2	5	53	7.6
2002-03	5	38	8	13	61.5	7	8	87.5	3	4	7	1	7-0	2	3	24	4.8
2004-05	58	1207	211	471	44.8	103	119	86.6	38	117	175	45	131-4	37	20	569	10.2
8 Years	252	3985	609	1393	43.7	366	444	82.4	206	341	547	154	492-10	101	80	1654	6.6
JAMAL CRAWFORD	79	2460	496	1105	44.9	270	315	85.7	34	167	201	238	132-0	61	12	1425	18.0
2010-11	76	2297	368	874	42.1	222	260	85.4	22	108	130	241	97-0	57	14	1077	14.2
2 Years	155	4757	864	1979	43.7	492	575	85.6	56	275	331	479	229-0	118	26	2502	16.1
JORDAN CRAWFORD	16	160	27	77	35.1	4	6	66.7	9	19	28	15	13-0	3	0	67	4.2
2010-11					Height: 6' 4"	Weight: 195										Xavier	
JIM CREIGHTON	32	172	12	43	27.9	7	16	43.8	13	32	45	4	23-0	2	9	31	1.0
1975-76					Height: 6' 8"	Weight: 200										Colorado '72	
CHARLIE CRISS	77	1935	319	751	42.5	236	296	79.7	24	97	121	294	143-0	108	5	874	11.4
1977-78					Height: 5' 8"	Weight: 165										New Mexico St. '70	
1978-79	54	879	109	289	37.7	67	85	77.9	19	41	60	41	3	285	5.3		
1979-80	81	1794	249	578	43.1	172	212	81.1	27	89	116	246	133-0	74	4	671	8.3
1980-81	66	1708	220	485	45.4	185	214	86.5	26	74	100	283	87-0	61	3	626	9.5
1981-82	27	552	84	210	40.0	65	73	89.0	6	32	38	75	40-0	23	2	235	8.7
1983-84	9	108	9	108	8.3	5	5	100.0	3	8	11	2	4-0	3	0	22	2.6
1984-85	4	115	7	17	41.2	4	6	66.7	2	12	14	22	5-0	3	0	18	4.5
7 Years	318	7091	997	2352	42.4	734	892	82.3	107	353	460	1079	482-0	313	17	2732	8.6
JARED CUNNINGHAM	5	22	1	2	50.0	0	2	0.00	0	1	1	3	3-0	0	0	2	0.4
2013-14					Height: 6' 4"	Weight: 195										Oregon St. '12	
ERICK DAMPIER	15	83	1	8	12.5	0	0	0.00	10	15	25	4	9-0	1	4	2	0.1
2011-12					Height: 6' 11"	Weight: 265										Mississippi St. '96	
LLOYD DANIELS	—	—	—	—	—	—	—	—	—	—	—	—	—	—	—	—	—
1997-98					Height: 6' 7"	Weight: 205										Mt. San Antonio (CA) '87	
JIM DAVIS	78	1367	265	568	46.7	154	231	66.7	—	—	529	97	239-6	—	—	684	8.8
1968-69					Height: 6' 9"	Weight: 224										Colorado '64	
1969-70	82	2623	438	943	46.4	240	318	75.5	—	—	796	238	355-5	—	—	1116	13.6
1970-71	82	1864	241	503	47.9	195	288	67.7	—	—	546	108	253-5	—	—	677	8.3
1971-72	11	119	8	33	24.2	10	18	55.6	—	—	36	8	14-0	—	—	26	2.4
4 Years	253	5973	952	2047	46.5	599	855	70.1	—	—	1907	451	841-16	—	—	2503	9.9
EMANUEL DAVIS	28	774	70	198	35.4	16	18	88.9	19	55	74	68	68-0	27	5	185	6.6
2001-02	24	340	102	286	35.7	17	22	77.3	5	38	43	36	28-0	12	2	88	3.7
2 Years	52	1114	132	382	34.8	33	40	82.5	24	93	117	104	96-0	39	7	273	5.3
JOHNNY DAVIS	53	1465	258	567	45.5	164	206	79.6	37	91	128	315	100-0	43	7	685	12.9
1982-83					Height: 6' 2"	Weight: 180										Dayton '77	
1983-84	75	2079	354	800	44.3	217	256	84.8	53	86	139	326	146-0	62	6	925	12.3
1985-86	27	402	46	107	43.0	51	59	86.4	2	17	19	112	32-0	13	0	144	5.3
3 Years	155	3946	658	1474	44.6	432	521	82.9	92	194	286	753	278-0	118	13	1754	11.3
JOSH DAVIS	4	23	2	5	40.0	1	1	100.0	1	4	5	0	3-0	0	0	5	1.3
2003-04					Height: 6' 8"	Weight: 240										Wyoming '02	
RON DAVIS	7	67	8	35	22.9	4	13	30.8	2	5	7	2	9-0	7	0	20	2.9
1976-77					Height: 6' 6"	Weight: 195										Washington St. '76	
AUSTIN DAVE	8	76	10	26	38.5	1	2	50.0	4	10	14	8	9-0	4	2	26	3.3
2014-15					Height: 6' 2"	Weight: 189										Kentucky '96	
TONY DELK	56	1340	246	591	41.6	103	136	75.7	28	102	130	104	123-3	47	3	667	11.9
2004-05					Height: 6' 2"	Weight: 189										Kentucky '96	
2005-06	57	1347	246	592	41.6	103	136	75.7	28	102	130	104	123-3	47	3	667	11.9
2 Years					Height: 6' 10"	Weight: 245										Duke '71	
RANDY DENTON	45	700	103	256	40.2	33	47	70.2	81	137	218	103	100-1	14	16	239	5.3
1976-77					Height: 6' 8"	Weight: 215										France	
BORIS DIAW	76	1919	140	313	44.7	56	93	60.2	111	231	342	182	191-2	59	37	342	4.5
2003-04					Height: 6' 0"	Weight: 190										Gonzaga '02	
2004-05	66	1201	124	294	42.2	57	77	74.0	54	116	170	149	123-0	37	18	314	4.8
2 Years	142	3120	264	607	43.5	113	170	66.5	165	347	512	331	314-3	96	55	656	4.6
DAN DICKAU	50	515	70	170	41.2	21	26	80.8	9	34	43	85	66-0	14	2	183	3.7
2003-04					Height: 6' 0"	Weight: 190										Gonzaga '02	
2004-05	73	658	91	219	41.6	25	32	78.1	4	12	16	18	22-0	9	0	49	2.1
2 Years					Height: 6' 4"	Weight: 190										Morris Harvey '73	
HENRY DICKERSON	6	63	6	12	50.0	5	8	62.5	0	2	2	11	13-0	1	0	17	2.8
1976-77					Height: 6' 4"	Weight: 190										Morris Harvey '73	

## ALL-TIME ROSTER: 1968 - 2015, CONT.

YEAR	GP	MINS	FGM	FGA	FG%	FTM	FTA	FT%	OR	DR	TR	AST
------	----	------	-----	-----	-----	-----	-----	-----	----	----	----	-----



ALL-TIME ROSTER: 1968 - 2015, CONT.

YEAR	GP	MINS	FGM	FGA	FG%	FTM	FTA	FT%	OR	DR	TR	AST	PF-D	STL	BS	PTS	PPG	
RONNIE GRANDISON	4	19	2	4	500	0	0	—			1	5	6	1	0-0	0	New Orleans '87	1.0
1995-96																		
STEWART GRANGER	9	92	6	17	353	4	8	500		1	5	6	12	13-0	2	0	Villanova '83	1.8
1984-85																		
ED GRAY	30	472	77	202	381	55	65	846		9	36	45	34	73-0	15	11	California '87	1.9
1987-88	30	337	53	182	291	28	37	757		7	21	28	12	30-0	12	1	146	4.9
2 Years	60	809	130	384	339	83	102	814		16	57	73	46	103-0	27	12	373	6.2
WILLIE GREEN	53	922	153	325	471	48	56	857		15	65	80	40	74-0	23	6	404	7.6
2011-12																		
GARY GREGOR	81	1603	286	661	433	88	113	779		—	—	397	63	159-5	—	—	South Carolina '68	8.1
1969-70																660		
RICHIE GUERIN	27	472	47	111	423	57	74	770		—	—	59	99	66-0	—	—	Iona '54	5.6
1968-69	30	337	3	11	273	1	1	1,000		—	—	2	12	9-0	—	—	7	0.9
1969-70	8	64	3	11	273	1	1	1,000		—	—	2	12	9-0	—	—	7	0.9
2 Years	35	536	50	122	410	58	75	773		—	—	61	111	75-0	—	—	158	4.5
TOM GUGLIOTTA	27	748	88	204	431	29	37	784		41	107	148	56	81-0	32	13	213	7.9
2004-05																		
SHALER HALIMON	1	4	0	0	0.000	0	0	0.000		—	—	0	0	1-0	—	—	Utah '68	0.0
1971-72																		
JEFF HALLIBURTON	37	288	61	133	459	25	30	833		—	—	37	20	50-1	—	—	Drake '71	1.7
1971-72	37	288	50	116	431	21	22	955		—	—	37	20	50-1	—	—	147	4.0
2 Years	61	526	111	249	446	46	52	855		—	—	63	48	79-1	—	—	268	4.4
DARVIN HAM	75	926	71	159	447	38	79	481		73	80	153	38	127-0	16	19	Texas Tech '96	2.4
2002-03																		
DENNIS HAMILTON	25	141	37	67	552	2	5	400		—	—	29	8	19-0	—	—	Arizona St. '66	3.0
1968-69																76		
DARRIN HANCOCK	14	86	13	27	481	8	12	667		3	10	13	7	6-0	7	1	Kansas '93	2.4
1996-97																		
TRAVIS HANSEN	41	507	46	130	354	22	27	815		30	40	70	19	67-0	10	9	Brigham Young '03	3.0
2003-04																		
SKIP HARLICKA	26	218	41	90	456	24	31	774		—	—	16	37	29-0	—	—	South Carolina '68	4.1
1988-89																106		
AL HARRINGTON	66	2550	453	986	459	236	351	672		145	316	461	208	249-2	85	16	St. Patrick's HS (NJ) '98	17.5
2004-05	76	2782	551	1220	452	243	350	694		132	391	523	238	301-5	85	14	1411	18.6
2 Years	142	5332	1004	2206	455	479	701	683		277	707	984	446	550-7	170	30	2569	18.1
DEVIN HARRIS	58	1421	194	443	438	112	154	727		6	110	116	197	103-0	64	13	Wisconsin '04	9.9
2012-13																		
ANTONIO HARVEY	4	32	2	5	400	0	0	—		1	5	6	0	7-0	1	4	Pfeiffer '93	1.0
2002-03																		
SCOTT HASTINGS	10	42	5	16	313	4	6	667		5	5	10	2	3-0	1	1	Arkansas '82	1.4
1982-83	68	1135	111	237	468	82	104	788		96	174	270	46	220-7	40	36	305	4.5
1983-84	68	1135	111	237	468	82	104	788		96	174	270	46	220-7	40	36	305	4.5
1984-85	64	825	89	188	473	63	81	778		59	100	159	46	135-1	24	23	241	3.8
1985-86	62	650	65	159	409	60	70	857		44	80	124	26	118-2	14	8	193	3.1
1986-87	40	256	23	29	793	63	29	793		16	54	70	13	35-0	10	7	71	1.8
1987-88	55	403	40	82	488	25	27	926		27	70	97	16	67-1	8	10	110	2.0
2 Years	299	3311	333	750	444	257	317	811		247	483	730	149	578-11	97	85	934	3.1
STEVE HAWES	44	945	147	305	482	67	88	761		78	183	261	63	141-4	36	24	Washington '72	8.2
1976-77	44	945	147	305	482	67	88	761		78	183	261	63	141-4	36	24	361	8.2
1977-78	75	2325	387	854	453	175	214	818		180	510	690	190	230-4	78	57	949	12.7
1978-79	81	2205	372	756	492	108	132	818		190	401	591	184	264-1	79	47	852	10.5
1979-80	82	1885	304	605	502	150	182	824		148	348	496	144	205-4	74	29	761	9.3
1980-81	74	2309	333	637	523	222	278	799		168	366	561	168	287-13	73	30	889	12.0
1981-82	49	1317	178	370	481	96	126	762		89	231	320	142	156-6	36	34	456	9.3
1982-83	46	860	91	244	373	46	62	742		53	175	228	59	110-1	29	73	230	5.0
1983-84	46	860	91	244	373	46	62	742		53	175	228	59	110-1	29	73	230	5.0
2 Years	461	11846	1812	3771	481	864	1082	799		903	2244	3147	950	1393-31	405	294	4498	10.0
CONNIE "The Hawk" HAWKINS	237	530	447	136	191	712	102	343	445		212	172-2	80	46	61	10	Iowa '60	8.2
1975-76																		
WALT HAZZARD	80	2420	345	869	397	208	294	707		—	—	266	474	264-6	—	—	898	11.2
1968-69	82	2757	493	1056	467	267	330	809		—	—	329	561	264-3	—	—	1253	15.3
1969-70	82	2877	517	1126	459	315	415	759		—	—	300	514	276-2	—	—	1349	16.5
3 Years	244	8054	1355	3051	444	790	1039	760		—	—	895	1549	804-11	—	—	3500	14.3
ALAN HENDERSON	79	1416	192	434	442	119	200	595		164	192	356	51	217-5	44	43	Indiana '95	6.4
1995-96	79	1416	192	434	442	119	200	595		164	192	356	51	217-5	44	43	503	6.4
1996-97	69	2000	365	753	485	253	388	652		199	243	442	73	175-1	40	36	986	14.3
1997-98	69	2000	365	753	485	253	388	652		199	243	442	73	175-1	40	36	986	14.3
1998-99	69	2000	365	753	485	253	388	652		199	243	442	73	175-1	40	36	986	14.3
1999-00	82	2775	429	930	461	224	334	671		265	306	571	77	233-3	81	54	1083	13.2
2000-01	73	1810	298	671	444	173	271	638		180	226	406	50	164-2	51	29	769	10.5
2001-02	26	422	59	116	509	24	45	533		31	66	97	11	40-1	11	15	143	5.5
2002-03	62	1494	153	327	468	88	138	638		156	242	398	41	168-1	33	32	394	4.8
2003-04	6	68	10	11	21	476	2	4	6.667		11	10	2	1-0	1	2	24	4.0
9 Years	485	11628	1770	3837	461	1030	1606	641		1154	1503	2657	356	1167-14	317	236	4575	9.4
CEDRIC HENDERSON	6	10	2	5	400	1	1	1,000		2	1	3	0	1-0	0	0	Georgia '88	0.8
1986-87																		
TOM HENDERSON	79	2131	367	893	411	168	241	697		51	161	212	314	149-0	105	7	Hawaii '74	11.3
1974-75	79	2131	367	893	411	168	241	697		51	161	212	314	149-0	105	7	902	11.4
1975-76	81	2900	429	930	461	224	334	671		58	207	265	37	195-1	137	10	1154	14.2
1976-77	46	1568	196	453	433	126	168	750		18	106	124	386	74-0	79	8	518	11.4
3 Years	206	6599	1032	2482	416	510	714	714		127	474	601	1074	418-1	321	25	2574	12.5
STEVE HENSON	53	719	71	182	390	34	40	850		12	43	55	155	85-0	30	1	Kansas State '10	9.0
1992-93																		
KEITH HERRON	14	81	14	48	292	12	13	923		4	6	10	3	11-0	6	2	Villanova '78	2.9
1978-79																		

ALL-TIME ROSTER: 1968 - 2015, CONT.

YEAR	GP	MINS	FGM	FGA	FG%	FTM	FTA	FT%	OR	DR	TR	AST	PF-D	STL	BS	PTS	PPG		
ARMON HILL	81	1825	175	439	399	139	174	799		39	104	143	403	245-8	85	6	Princeton '76	6.0	
1976-77	82	2530	304	732	415	189	223	848		59	172	231	427	302-15	151	15	797	9.7	
1977-78	82	2530	304	732	415	189	223	848		59	172	231	427	302-15	151	15	797	9.7	
1978-79	82	2530	304	732	415	189	223	848		59	172	231	427	302-15	151	15	797	9.7	
1979-80	79	2092	276	682	434	246	288	854		41	123	164	480	282-102	102	16	838	10.2	
1980-81	78	2527	197	431	411	124	146	849		31	107	138	424	261-7	107	8	479	6.1	
1981-82	24	624	39	116	336	42	53	842		10	41	51	118	60-10	7	40	15	30.0	
1982-83	15	181	14	46	304	17	71	810		2	10	2	35	30-3	7	0	42	15.0	
6 Years	363	9779	1005	2446	411	757	902	839		182	555	737	1887	1190-19	478	48	2768	7.6	
KIRK HINRICH	24				Height: 6' 4"			Weight: 190									Kansas '03		
2010-11	20	686	80	185	432	14	21	667		7	46	53	78	66-2	19	7	206	8.6	
2011-12	48	1237	222	490	414	25	32	781		11	90	101	132	100-1	37	11	316	6.6	
2 Years	72	1923	202	480	421	39	53	736		18	136	154	210	166-3	58	18	522	7.3	
WILBUR HOLLAND	33				Height: 6' 0"			Weight: 175									New Orleans '75		
1994-95	35	351	85	213	399	22	34	647		15	26	41	26	48-0	20	2	192	5.8	
TOM HOWASSE	2				Height: 6' 8"			Weight: 205									Penn State '85		
1994-95	2	4	0			0		0		0	0	0	1	1-0	1	0			
LOU SUPERLOU	81	2969	716	1648	432	338	402	772									Minnesota '66		
1969-70	80	3091	830	1565	531	371	450	824		—	—	573	216	245-1	—	—	2031	25.4	
1970-71	76	3113	829	1713	484	381	502	759		—	—	336	257	186-0	—	—	2039	26.8	
1971-72	77	3042	775	1540	503	349	430	812		—	—	385	309	223-0	—	—	1899	24.7	
1972-73	75	3027	816	1777	477	387	483	825		—	—	386	328	197-0	—	—	1939	25.8	
1973-74	65	2588	678	1356	500	295	353	836		126	234	350	213	205-3	160	29	1651	25.4	
1974-75	11	380	97	225	431	4	47	842		14	33	47	40	33-1	13	2	242	22.0	
1975-76	81	2558	714	1722	414	404	496	810		104	196	300	214	197-1	124	17	1651	25.4	
1976-77	58	2245	613	1055	456	142	169	840		155	231	290	155	160-2	67	19	968	16.7	
9 Years	604	17413	4723	11673	409	2558	3168	808		292	534	1279	1938	1720-11	364	67	14004	23.2	
OTHELLO HUNTER	19				Height: 6' 8"			Weight: 225									Ohio State '08		
2008-09	16	92	11	20	550	0	5	000		9	15	24	1	11-0	2	5	22	1.4	
2009-10	7	33	4	12	333	3	4	750		6	6	12	0	5-0	0	1	11	1.6	
2 Years	23	125	15	32	469	3	9	333		15	21	36	1	16-0	2	6	33	1.4	
TOM INGLESBY	37				Height: 6' 3"			Weight: 185									Villanova '73		
1973-74	48	398	50	131	382	29	37	704		10	34	44	37	43-0	19	4	129	2.7	
ROYAL REY	62	809	85	198	429	47	24	215		19	65	84	103	140-1	39	7	220	3.5	
2005-06	73	978	116	264	439	24	33	727		31	65	96	74	147-1	24	7	260	3.6	
2006-07	53	539	64	143	448	24	25	686		15	36	51	45	62-0	24	4	157	3.0	
3 Years	188	2326	265	605	438	95	135	704		65	166	231	222	349-2	67	18	637	3.4	
JERMAINE JACKSON	29				Height: 6' 5"			Weight: 200									Detroit '99		
1993-94	29	273	19	42	452	17	28	607		9	23	32	35	27-0	10	3	55	1.9	
JIM JACKSON	19				Height: 6' 11"			Weight: 220									Ohio State '92		
1999-00	17	2567	507	1235	411	186	212	877		101	282	394	230	167-0	57	10	1317	16.7	
2000-01	17	570	77	117	355	259	297	872		17	63	80	50	42-0	19	4	243	14.3	
2 Years	36	3317	584	1452	402	259	297	872		118	355	473	280	209-0	76	14	1560	16.3	
STEPHEN JACKSON	80				Height: 6' 8"			Weight: 218									Oak Hill Academy		
2003-04	80	2940	536	1261	425	233	297	785		97	273	370	244	216-1	142	20	1450	18.1	
HENRY JAMES	53				Height: 6' 8"			Weight: 220									St. Mary's (TX) '88		
1996-97	53	945	125	306	408	30	36	833		27	54	81	21	92-1	11	3	356	6.7	
JOHN JENKINS	2012-13	61	902	131	294	446	59	70	843		17	77	94	56	37-0	12	10	374	6.1
2013-14	13	158	16	42	381	4	4	1000		1	19	22	11	11-0	1	4	40	3.1	
2014-15	24	297	45	98	495	4	13	342		2	37	39	13	11-0	10	16	135	5.6	
2 Years	98	1357	196	435	451	79	93	849		22	133	155	80	63-0	23	11	549	5.6	
ANTHONY JOHNSON	1998-99	49	885	91	225	404	57	82	695		16	59	75	107	67-0	35	7	244	5.0
1999-00	38	423	36	103	350	12	24	792		15	24	39	59	41-0	23	2	92	2.4	
2000-01	25	279	26	71	366	12	17	796		3	20	23	34	41-0	17	5	64	2.6	
2001-02	42	1121	119	262	451	26	38	813		11	26	37	202	82-0	47	8	283	6.7	
4 Years	154	2708	268	666	402	114	155	735		51	184	235	402	235-0	117	22	683	4.4	
DERMARR JOHNSON	78				Height: 6' 9"			Weight: 201									Cincinnati '00		
2001-02	78	1313	146	390	374	64	87	736		56	122	178	64	134-0	43	30	397	5.1	
2 Years	150	3040	214	540	396	85	105	810		59	188	247	81	163-1	62	56	602	8.4	
3 Years			360	930	387	149	192	776		115	310	425	145	297-1	105	86	1104	7.4	
EDDIE JOHNSON	78				Height: 6' 2"			Weight: 190									Auburn '77		
1971-72	78	1815	332	686	484	164	201	816		51	102	153	235	223-4	100	4	838	10.8	
1972-73	79	2473	502	1092	510	242	282	832		65	105	170	360	241-6	121	11	1245	15.6	
1973-74	79	2623	593	1212	487	280	338	828		95	105	200	370	216-12	120	24	1465	18.5	
1974-75	75	2692	570	1136	504	279	356	784		60	119	179	407	187-2	126	11	1431	19.1	
1975-76	68	2314	450	1011	450	244	305	784		63	128	191	358	188-1	102	16	1619	23.8	
1976-77	61	1813	389	858	453	186	237	785		31	95	124	318	138-2	61	6	878	14.4	
1978-83	61	1813	389	858	453	186	237	785		31	95	124	318	138-2	61	6	878	14.4	
1983-84	61	1813	389	858	453	186	237	785		31	95	124	318	138-2	61	6	878	14.4	
1984-85	73	2367	453	946	479	265	332	798		38	154	192	566	184-1	47	7	993	13.6	
1986-87	39	862	155	378	412	16	112	118		17	58	75	219	72-1	11	3	340	8.7	
9 Years	619	18853	3801	8157	466	1954	2464	793		446	984	1430	3207	1613-11	741	87	11931	15.6	
GEORGE JOHNSON	37				Height: 6' 11"			Weight: 220									Dallas '77		
1993-94	37	461	25	57	439	19	737			13	73	117	17	69-0	10	59	64	1.7	
NVAN JOHNSON	2011-12	56	934	141	275	513	72	100	720		65	161	226	32	116-2	43	18	356	6.4
2012-13	69	1035	185	356	520	81	131	618		76	190	266	46	131-1	56	14	452	6.6	
2 Years	125	1969	326	631	517	153	231	862		141	351	492	78	247-3	99	32	808	6.5	
JOE JOHNSON	2006-07	82	3340	632	1265	453	261	524		98	237	335	549	187-0	103	31	1653	20.0	
2007-08	82	3359	636	1139	471	235	314	748		83	186	269	536	151-5	60	11	1426	25.0	
2008-09	82	3343	647	1497	432	316	379	834		83	284	367	474	168-1	84	18	1779	21.7	
2009-10	79	3124	620	1420	437	299	362	826		65	281	346	435	176-8	149	19	1888	21.4	
2010-11	76	2898	585	1268	462	274	329	818		74	273	347	483	168-1	100	15	1619	21.2	
2010-11	76	2898	585	1268	462	274	329	818		74	273	347	483	168-1	100	15	1619	21.2	
2010-11	76	2898	585	1268	462	274	329	818		74	273	347	483	168-1	100	15	1619	21.2	
2010-11	76	2898	585	1															

**ALL-TIME ROSTER: 1968 - 2015, CONT.**

YEAR	GP	MINs	FGM	FGA	FG%	FTM	FTA	FT%	OR	DR	TR	AST	PF-D	STL	BS	PTS	PPG	
SOLOMON JONES																		
2006-07	58	666	65	128	.508	59	75	.787		49	87	136	11	124-3	11	42	189	3.3
2007-08	35	145	12	30	.400	11	20	.550		19	23	42	0	28-0	3	5	35	1.0
2008-09	74	675	61	111	.604	61	83	.716		52	90	142	15	125-0	7	34	189	3.0
3 Years	156	1486	144	269	.535	123	169	.728		120	200	320	26	277-3	21	81	412	2.6
REGGIE JORDAN																		
1995-96	24	247	36	71	.507	22	38	.579		23	29	52			10	7	94	3.9
BOB KAUFFMAN																		
1974-75	73	797	113	261	.433	59	84	.704		67	115	182	81	103-1	19	4	285	3.9
ADAM KEEFE																		
1992-93	82	1549	188	376	.500	166	237	.700		171	261	432	80	195-1	57	16	542	6.6
1993-94	63	763	96	213	.451	81	111	.730		77	124	201	34	80-0	20	9	273	4.3
2 Years	145	2312	284	589	.482	247	348	.710		248	385	633	114	275-1	77	25	273	5.6
TIM KEMPTON																		
1995-96	3	11	0	0	—	0	0	—		0	2	2	1	5-0	0	0	0	0
BREVIN KNIGHT																		
2000-01	47	1364	137	356	.385	49	60	.817		22	139	161	286	138-2	95	3	324	6.9
JON KONCAK																		
1985-86	82	1695	263	519	.507	156	257	.607		171	296	467	55	296-10	37	69	682	8.3
1986-87	82	1684	169	352	.480	125	191	.654		153	340	493	31	262-2	52	76	683	5.6
1987-88	49	1073	49	103	.473	63	133	.473		103	230	333	19	161-4	36	56	273	5.6
1988-89	74	1531	141	269	.524	63	114	.553		147	306	453	56	238-4	54	98	345	4.7
1989-90	54	977	78	127	.614	42	79	.532		58	168	226	23	182-4	38	34	198	3.7
1990-91	77	1931	140	321	.436	32	54	.593		101	274	375	124	265-6	74	76	313	4.1
1991-92	77	1489	291	199	.655	19	29	.655		62	199	261	132	207-2	50	67	241	3.1
1992-93	78	1975	124	267	.464	24	50	.480		100	327	427	140	264-6	75	100	275	3.5
1993-94	82	1823	159	369	.431	24	36	.667		83	282	365	102	236-4	63	125	342	4.2
1994-95	62	943	77	167	.412	13	23	.542		23	161	184	52	137-1	36	46	175	4.6
10 Years	717	15121	1380	2888	.469	381	970	.589		1001	2383	3584	734	2248-37	515	747	3317	4.6
TONI KUKOC																		
2000-01	17	618	124	212	.582	49	72	.681		19	78	97	106	36-0	13	53	335	19.7
2001-02	59	1494	121	301	.401	109	153	.712		43	175	218	210	91-0	48	17	584	9.9
2 Years	76	2112	335	756	.443	158	225	.702		62	253	315	316	127-0	61	22	919	12.1
CHRISTIAN LAETINER																		
1995-96	30	977	159	325	.489	107	130	.823		86	150	235	68	119-3	31	28	425	14.2
1996-97	82	3140	548	1128	.485	359	440	.816		212	508	720	223	277-8	102	64	1486	18.1
1997-98	74	2282	354	730	.485	366	454	.806		142	345	487	190	246-6	71	73	1201	16.2
3 Years	186	6399	1061	2183	.486	772	924	.835		440	1003	1443	481	542-17	204	165	2931	15.8
MARK LANDSBERGER																		
1983-84	35	335	19	51	.373	15	26	.577		42	77	119	10	32-0	6	3	53	1.5
ANDREW LANG																		
1993-94	82	1608	215	458	.469	73	106	.689		126	187	313	51	192-2	38	87	504	6.1
1994-95	82	2340	320	677	.473	152	188	.809		154	302	456	73	268-4	45	136	794	9.7
1995-96	51	1815	281	519	.454	95	118	.805		111	223	334	62	178-4	35	85	657	12.9
3 Years	215	5783	816	1754	.462	320	412	.777		391	712	1103	186	638-10	118	308	1955	9.1
PRIEST LAUDERDALE																		
1996-97	35	180	49	89	.551	13	23	.565		16	27	43	12	39-0	1	9	111	3.2
ACE LAW IV																		
2007-08	56	865	95	207	.461	38	48	.792		12	45	57	113	73-0	29	42	238	4.2
2008-09	55	560	52	139	.374	49	60	.817		6	52	58	86	43-0	11	3	162	2.9
2 Years	111	1425	147	376	.391	87	108	.806		18	97	115	199	116-0	40	3	397	3.6
ALFRED "Butch" LEE																		
1978-79	49	997	144	313	.460	88	117	.752		11	48	59	169	88-0	56	1	376	7.7
CLYDE LEE																		
1974-75	9	117	12	36	.333	32	39	.821		24	46	70	8	25-0	1	4	56	6.2
RON LEE																		
1979-80	30	364	29	91	.319	9	17	.529		11	22	33	67	65-1	15	4	67	2.2
GEORGE LEHMANN																		
1968-69	11	138	26	67	.388	8	12	.667		—	9	—	27	18-0	—	—	60	5.5
GARY LEONARD																		
1990-91	4	9	0	0	----	2	2	.500		0	2	2	0	2-0	0	1	2	0.5
1991-92	5	13	4	6	.667	2	2	1.000		3	2	5	1	3-0	1	0	10	2.0
2 Years	9	22	4	6	.667	4	4	.667		3	4	7	1	5-0	1	1	12	1.3
JIM LEE																		
1994-95	24	188	11	38	.289	23	27	.852		6	20	26	44	28-0	4	0	50	2.1
CLIFF LEVINGSTON																		
1984-85	74	2017	291	552	.527	144	222	.653		230	336	566	104	231-3	70	69	727	9.8
1985-86	81	1945	281	551	.524	154	242	.678		193	341	534	72	260-5	76	89	752	9.3
1986-87	82	1986	251	506	.521	155	219	.735		219	314	533	40	261-4	68	88	656	8.0
1987-88	82	2134	314	564	.557	190	246	.772		228	276	504	71	287-5	52	84	819	10.0
1988-89	80	2186	300	568	.528	133	191	.696		194	304	496	75	270-0	58	74	734	9.2
1989-90	75	1706	244	509	.508	83	128	.680		113	206	319	50	216-2	55	41	516	6.9
3 Years	474	11835	3155	1666	.528	1235	870	.704		1177	1777	2954	442	625-25	398	371	4205	8.9
RANDY LIVINGSTON																		
1997-98	12	82	3	12	.250	5	5	.800		1	5	6	5	6-0	7	2	10	0.8
GRANT LONG																		
1994-95	79	2579	337	700	.479	238	315	.756		190	405	595	127	232-2	107	34	923	11.7
1995-96	82	3008	395	838	.471	257	337	.763		248	540	788	183	233-3	108	34	1078	13.1
1998-99	50	1380	151	359	.421	184	235	.783		100	196	296	53	143-0	57	74	489	9.8
3 Years	211	6967	883	1901	.464	679	887	.766		538	1141	1679	363	608-5	272	142	2490	11.8
JOHN LONG																		
1989-90	48	1030	174	384	.453	46	55	.836		26	57	83	85	66-0	45	5	404	8.4
SIDNEY LOWE																		
1984-85	15	159	8	20	.400	8	8	1.000		4	11	15	42	23-0	11	0	24	1.6
TYRONN LUE																		
2004-05	49	1528	247	532	.464	128	147	.871		14	95	109	264	120-2	25	0	662	13.5
2005-06	51	1224	170	418	.459	118	139	.851		19	69	82	157	132-0	25	0	560	6.0
2006-07	56	1488	218	524	.416	144	163	.883		19	85	104	201	101-0	24	0	638	11.4
2007-08	33	564	86	196	.439	24	28	.857		9	32	41	59	38-0	11	0	226	6.8
4 Years	189	4814	743	1670	.445	414	476	.870		55	281	336	681	372-4	86	3	2084	11.0
DURAND "Rudy" MACKLIN																		
1981-82	79	1516	200	484	.434	130	174	.773		113	150	263	47	225-5	40	20	554	7.0
1982-83	73	1171	171	472	.377	117	190	.617		85	145	220	71	189-4	41	10	441	6.0
2 Years	152	2687	380	844	.450	235	304	.773		198	255	453	118	414-9	81	30	995	6.5

**ALL-TIME ROSTER: 1968 - 2015, CONT.**

YEAR	GP	MINs	FGM	FGA	FG%	FTM	FTA	FT%	OR	DR	TR	AST	PF-D	STL	BS	PTS	PPG
MOSES MALONE																	
1988-89	81	2878	538	1096	49%	561	711	789	386	570	956	112	154-0	79	100	1637	20.2
1989-90	81	2735	517	1077	48%	531	683	781	364	448	812	130	158-0	47	84	1528	18.9
1990-91	82	1912	280	591	47%	308	378	815	271	396	667	68	134-0	34	862	10.4	16.5
3 Years	244	7525	1335	2771	48.2	1363	1714	795	1021	1414	2435	310	446-0	156	258	4034	16.5
MATT MALONEY																	
2000-01	55	1403	146	348	42%	26	34	765	14	103	117	154	94-1	56	5	369	6.7
2002-03	14	103	8	25	32.0	3	5	600	1	6	7	17	9-0	4	0	24	1.7
2 Years	69	1506	154	373	41.3	29	39	744	15	109	124	171	103-1	60	5	393	5.7
DANNY MANNING																	
1993-94	26	925	177	372	47.6	54	83	651	49	120	169	85	93-0	46	25	409	15.7
PACE MANNION																	
1988-89	5	18	2	6	33.3	0	0	0.000	0	2	2	2	2-0	2	0	4	0.8
PETE MARAVICH																	
1970-71	81	2926	738	1613	45.8	404	505	800	—	—	298	355	238-1	—	—	1880	23.2
1971-72	66	2032	467	1022	45.7	351	455	811	—	—	256	393	207-0	—	—	1275	19.3
1972-73	79	3089	789	1758	44.1	485	606	800	—	—	346	546	245-1	—	—	2063	26.1
1973-74	76	2903	619	1791	45.7	469	568	826	98	276	374	396	261-4	111	13	2107	27.7
4 Years	302	11220	2806	6269	44.8	1713	2117	809	98	276	1274	1690	951-6	111	13	7325	24.3
ROY MARBLE																	
1989-90	24	162	16	58	27.6	19	29	655	15	9	24	11	16-0	7	1	51	2.1
CARTIER MARTIN																	
2013-14	53	822	106	256	41.4	46	61	754	12	93	105	31	68-0	26	7	314	5.9
EDDIE MAST																	
1972-73	42	447	50	118	42.4	19	30	633	—	—	136	37	50-0	—	—	119	2.8
WES MATTHEWS																	
1980-81	34	1105	161	330	48.8	103	123	837	16	56	72	212	122-1	61	7	425	12.5
1981-82	47	838	131	298	44.0	60	79	759	19	39	58	139	129-3	53	2	324	6.9
1982-83	64	1187	144	403	35.8	65	112	769	25	66	91	249	121-0	80	8	442	6.9
1983-84	6	96	16	30	53.3	18	22	818	1	3	4	21	13-0	5	1	50	8.3
1989-90	1	13	1	3	33.3	2	2	1,000	0	0	0	5	0-0	0	0	4	4.0
5 Years	152	3239	480	1085	44.2	269	338	796	61	164	225	626	393-4	179	18	1245	8.1
DON MAY																	
1971-72	75	1285	234	476	49.2	122	164	768	—	—	217	55	153-0	—	—	594	7.9
1972-73	32	32	13	455	100	176	23	714	—	—	67	21	35-0	—	—	138	4.3
2 Years	107	1602	295	610	48.4	148	195	759	—	—	284	76	188-0	—	—	738	6.9
TRAVIS MAYS																	
1991-92	2	32	6	14	42.9	2	2	1,000	1	1	2	1	4-0	0	0	17	8.5
1992-93	49	787	129	309	41.7	54	82	659	20	33	53	72	59-0	21	3	341	7.0
2 Years	51	819	135	323	41.8	56	84	667	21	34	55	73	63-0	21	3	358	7.0
AMAL McCASKILL																	
2002-03	11	70	4	17	23.5	3	4	750	7	15	22	5	13-0	3	1	11	1.0
TIM MCCORMICK																	
1991-92	56	689	93	187	49.7	66	90	733	56	109	165	32	91-0	11	14	252	4.5
JELANI MCCOY																	
2004-05	10	88	7	13	53.8	1	5	200	7	14	21	0	24-0	3	8	15	1.5
JAMES MCCLROY																	
1979-80	31	516	66	171	38.6	37	53	698	20	29	49	65	45-1	21	5	171	5.5
1980-81	54	680	78	202	38.6	48	59	814	10	38	48	82	62-0	20	9	205	3.8
1981-82	32	349	52	146	35.6	31	54	806	11	17	28	44	134	8	14	134	4.7
3 Years	105	1545	196	498	39.4	114	148	770	36	78	114	186	151-1	49	17	510	4.8
MIKE MCGEE																	
1986-87	76	1420	311	677	45.9	80	137	584	71	88	159	149	156-1	61	2	788	10.4
1987-88	11	117	22	52	42.3	2	6	333	4	12	16	13	6-0	5	0	51	4.6
2 Years	87	1537	333	729	45.7	82	143	573	75	100	175	162	162-1	66	2	839	9.6
TRACY MCGRADY																	
2011-12	52	837	101	231	43.7	56	83	675	23	131	154	110	35-0	16	15	273	5.3
ROSHOWN MCLEOD																	
1998-99	34	348	62	163	38.0	37	45	822	12	38	50	14	24-0	2	1	162	4.8
1999-00	42	880	71	232	30.5	54	70	815	13	39	138	52	84-0	16	5	318	7.2
2000-01	34	907	144	330	43.6	45	51	882	37	81	118	58	88-0	23	8	335	9.9
3 Years	112	2115	237	825	40.8	136	166	819	90	216	306	124	196-0	41	14	815	7.3
TOM MILLLEN																	
1977-78	68	1683	280	568	49.3	116	145	800	151	265	416	84	233-8	33	16	676	9.9
1978-79	82	1392	232	498	46.6	109	119	891	131	201	332	69	211-2	15	32	570	6.9
1979-80	63	1071	191	382	50.0	81	107	520	73	120	193	62	126-2	36	14	463	7.4
1980-81	79	1564	253	518	48.8	80	108	741	96	199	295	72	163-0	23	25	587	7.4
1981-82	73	1792	291	572	50.9	140	170	824	102	234	336	129	202-0	135	24	723	9.9
1982-83	61	1364	198	424	46.7	108	160	812	57	160	217	76	143-2	17	24	504	8.3
3 Years	146	8866	1445	2962	48.8	814	782	811	607	1209	1816	492	1078-5	149	135	3323	6.5
SLAVA MEDVEDENKO																	
2006-07	14	81	12	19	63.2	17	25	253	4	10	14	2	16-0	0	2	42	3.0
DEAN "The Dream" MEMINGER																	
1974-75	80	2177	233	573	40.6	168	192	639	84	130	214	397	160-0	118	11	719	9.0
1975-76	68	1418	155	379	40.9	100	152	658	65	86	151	222	116-0	54	8	410	6.0
2 Years	148	3595	388	879	41.1	268	415	646	149	216	365	619	276-0	172	19	1044	7.1
JOE C. MERIWEATHER																	
1976-77	74	2068	319	607	52.6	182	255	718	216	380	596	82	324-21	41	82	820	11.1
ANTHONY "Pig" MILLER																	
1996-97	1	14	0	5	0.000	0	0	—	2	5	7	0	2-0	0	0	0	0.0
1997-98	37	228	29	52	55.8	21	39	538	30	40	70	3	41-0	15	3	79	2.1
2000-01	2	6	2	5	50.0	0	0	—	2	2	2	0	2-0	0	0	0	0.0
2004-05	2	9	2	3	66.7	0	0	—	0	1	1	1	2-0	1	0	4	2.0
4 Years	42	257	32	62	51.6	21	39	538	32	48	80	4	45-0	16	3	85	2.0
CHRIS MILLS																	
2002-03	— on active roster for five games from 2/19/04 to 3/11/04 but saw no action —																
NAZM MOHAMMED																	
2000-01	28	716	135	281	48.0	75	98	765	97	155	252	19	73-0	23	28	345	12.3
2001-02	82	2168	329	713	46.1	137	222	617	242	409	651	33	252-2	63	61	795	9.7
2002-03	25	445	62	145	42.8	26	47	832	26	47	82	16	6-0	16	6	160	4.5
2003-04	53	938	138	280	49.3	69	110	627	101	166	267	20	113-0	22	27	345	6.5
4 Years	198	4267	669	1433	46.7	307	471	652	487	812	1299	78	517-2	124	137	1645	8.3
SIDNEY MONCRIEF																	
1990-91	72	1096	117	240	48.8	82	105	781	31	97	128	104	112-0	50	9	337	4.7

## ALL-TIME ROSTER: 1968 - 2015, CONT.

YEAR	GP	MINS	FGM	FGA	FG%	FTM	FTA	FT%	OR	DR	TR	AST	PF-D	STL	BS	PTS	PPG
RODNEY MONROE	38	313	53	144	368	19	23	.826	12	21	33	27	19-0	12	2	131	3.4
1991-92	38	313	53	144	368	19	23	.826	12	21	33	27	19-0	12	2	131	3.4
MIKKI MOORE	5	31	5	12	.417	8	10	.800	5	2	7	3	1-0	0	2	18	3.6
2002-03	5	31	5	12	.417	8	10	.800	5	2	7	3	1-0	0	2	18	3.6
RANDOLPH MORRIS	89	23	7	17	.412	4	10	.400	4	16	20	2	25-0	2	1	18	0.8
2008-09	89	23	7	17	.412	4	10	.400	4	16	20	2	25-0	2	1	18	0.8
2009-10	28	124	23	41	.561	16	27	.593	10	28	38	2	34-2	5	3	62	2.2
2 Years	51	213	30	58	.517	20	31	.645	14	44	58	4	59-2	7	4	80	1.6
ANTHONY MORROW	24	301	47	111	.423	16	18	.889	10	16	26	9	33-0	12	1	125	5.2
2012-13	24	301	47	111	.423	16	18	.889	10	16	26	9	33-0	12	1	125	5.2
HANNO MOTTOLA	73	989	123	277	.444	73	90	.811	49	125	174	25	163-3	11	9	319	4.4
2000-01	73	989	123	277	.444	73	90	.811	49	125	174	25	163-3	11	9	319	4.4
2001-02	82	1371	169	384	.440	57	76	.750	81	187	268	50	174-5	20	19	396	4.8
2 Years	155	2360	292	661	.442	130	166	.783	130	312	442	75	337-8	31	28	715	4.6
TODD MUNDT	24	118	13	32	.406	5	8	.625	10	15	25	2	23-0	1	4	31	1.3
1995-96	24	118	13	32	.406	5	8	.625	10	15	25	2	23-0	1	4	31	1.3
FLIP MURRAY	80	1975	355	795	.447	177	233	.760	22	146	168	158	173-0	88	17	974	12.2
2008-09	80	1975	355	795	.447	177	233	.760	22	146	168	158	173-0	88	17	974	12.2
DIKEBAE MUTOMBO	80	2973	380	721	.527	306	434	.705	268	661	929	110	249-3	49	264	1066	13.3
1996-97	80	2973	380	721	.527	306	434	.705	268	661	929	110	249-3	49	264	1066	13.3
1997-98	82	2917	389	743	.527	303	432	.700	276	656	932	82	254-1	34	277	1101	13.4
1998-99	50	1829	173	338	.512	195	285	.684	192	418	610	57	145-2	16	147	541	10.8
1999-00	82	2984	322	573	.562	298	421	.708	304	853	1157	105	248-3	27	269	942	11.5
2000-01	49	1716	169	354	.477	107	154	.695	189	505	693	54	139-2	20	137	445	9.1
5 Years	343	12419	1443	2729	.529	1209	1746	.692	1228	3093	4321	408	1035-11	146	1094	4095	11.9
LEE MAILON	27	300	63	138	.457	16	19	.842	26	37	63	17	48-0	10	7	142	5.3
2003-04	27	300	63	138	.457	16	19	.842	26	37	63	17	48-0	10	7	142	5.3
MAMADOU N'DIAYE	25	359	27	68	.397	44	59	.746	43	68	111	0	58-1	8	24	98	3.9
2003-04	25	359	27	68	.397	44	59	.746	43	68	111	0	58-1	8	24	98	3.9
HOWARD NATHAN	5	15	5	9	.556	3	5	.600	0	0	0	2	2-0	3	0	13	2.6
1995-96	5	15	5	9	.556	3	5	.600	0	0	0	2	2-0	3	0	13	2.6
IVANO NEWBILL	72	850	40	91	.440	20	52	.385	76	128	204	24	115-1	28	15	100	1.4
1996-97	72	850	40	91	.440	20	52	.385	76	128	204	24	115-1	28	15	100	1.4
IRA NEWBLE	42	1273	131	261	.498	75	89	.852	80	142	222	45	117-2	38	20	310	7.4
2002-03	42	1273	131	261	.498	75	89	.852	80	142	222	45	117-2	38	20	310	7.4
2003-04	73	1931	231	467	.495	70	90	.778	86	185	271	99	174-1	50	26	564	7.7
2 Years	115	3204	362	730	.496	145	178	.815	166	327	493	144	291-3	88	46	902	7.8
DAVID NEWMARK	64	612	127	296	.429	59	77	.766	—	—	174	42	128-3	—	—	313	4.9
1969-70	64	612	127	296	.429	59	77	.766	—	—	174	42	128-3	—	—	313	4.9
KEN "Snake" NORMAN	74	1879	388	856	.453	64	140	.457	103	259	362	94	154-0	34	20	938	12.7
1994-95	74	1879	388	856	.453	64	140	.457	103	259	362	94	154-0	34	20	938	12.7
1995-96	34	770	127	273	.465	17	48	.354	40	62	132	63	68-0	15	16	304	8.9
1996-97	17	220	27	94	.287	4	12	.333	8	31	39	12	17-0	7	3	64	3.8
3 Years	125	2869	542	1223	.443	85	200	.425	151	382	533	169	239-0	56	39	1306	10.4
JAMES MUNNALLY	4	54	6	18	.333	3	4	.750	1	7	8	2	2-0	1	1	18	4.5
2013-14	4	54	6	18	.333	3	4	.750	1	7	8	2	2-0	1	1	18	4.5
DON OHL	66	1995	385	901	.427	147	208	.707	—	—	170	221	232-5	—	—	917	12.1
1968-69	66	1995	385	901	.427	147	208	.707	—	—	170	221	232-5	—	—	917	12.1
1969-70	76	984	176	372	.473	58	72	.806	—	—	71	98	113-1	—	—	410	6.2
2 Years	142	2979	561	1273	.441	205	280	.732	—	—	241	319	345-6	—	—	1327	9.4
BRIAN OLIVER	5	61	7	19	.368	1	4	.250	3	6	9	2	4-0	1	0	15	3.8
1997-98	5	61	7	19	.368	1	4	.250	3	6	9	2	4-0	1	0	15	3.8
GRADY O'MALLEY	24	113	21	60	.350	8	19	.421	—	—	26	10	12-0	—	—	50	2.1
1969-70	24	113	21	60	.350	8	19	.421	—	—	26	10	12-0	—	—	50	2.1
ZAZA PACHULIA	78	2452	307	681	.451	297	404	.735	264	349	613	128	286-6	89	39	911	11.7
2005-06	78	2452	307	681	.451	297	404	.735	264	349	613	128	286-6	89	39	911	11.7
2006-07	72	2026	291	614	.474	233	373	.786	199	301	500	16	267-4	7	36	875	12.2
2007-08	62	944	107	245	.437	108	153	.706	89	159	248	36	140-0	24	13	322	5.2
2008-09	77	1473	159	320	.497	163	230	.709	173	263	436	57	208-1	35	26	481	6.2
2009-10	78	1089	120	246	.488	93	143	.650	117	176	293	42	186-2	37	30	333	4.3
2010-11	79	1244	107	232	.461	135	179	.754	119	214	333	58	184-0	34	22	349	4.4
2011-12	58	1640	169	339	.499	117	158	.741	154	303	457	79	172-1	55	29	455	7.8
2012-13	52	1134	114	241	.473	78	103	.757	132	204	336	79	128-1	35	12	306	5.9
8 Years	556	12002	1374	2918	.471	1284	1743	.737	1247	1969	3216	495	1571-15	386	207	4032	7.3
ANDY PANKO	1	1	0	0	—	0	0	—	0	0	0	0	0-0	0	0	0	0.0
2000-01	1	1	0	0	—	0	0	—	0	0	0	0	0-0	0	0	0	0.0
JANNERO PARGO	50	671	105	253	.415	19	20	.950	9	64	73	96	64-0	20	2	282	5.6
2011-12	50	671	105	253	.415	19	20	.950	9	64	73	96	64-0	20	2	282	5.6
2 Years	7	784	118	291	.405	21	22	.955	10	70	80	115	72-0	23	2	317	5.6
BILLY PAULTZ	40	486	36	88	.409	17	33	.515	35	78	113	18	57-0	8	7	89	2.2
1983-84	40	486	36	88	.409	17	33	.515	35	78	113	18	57-0	8	7	89	2.2
TOM PAYNE	29	227	45	103	.437	29	46	.630	—	—	69	15	40-0	—	—	119	4.1
1971-72	29	227	45	103	.437	29	46	.630	—	—	69	15	40-0	—	—	119	4.1
GARY PAYTON	—	—	—	—	—	—	—	—	—	—	—	—	—	—	—	—	—
2004-05	—	—	—	—	—	—	—	—	—	—	—	—	—	—	—	—	—
SAM PELLUM	44	373	44	186	.380	21	61	.344	28	64	92	18	70-0	12	12	108	2.5
1979-80	44	373	44	186	.380	21	61	.344	28	64	92	18	70-0	12	12	108	2.5
1980-81	77	1472	114	251	.454	81	116	.698	122	234	356	48	228-6	50	92	453	5.9
1981-82	69	1037	71	141	.503	61	79	.772	90	139	229	28	164-0	29	47	289	4.2
1982-83	2	9	2	6	.333	0	0	.000	0	0	0	1	0-0	0	0	4	2.0
4 Years	194	2891	346	745	.465	163	225	.724	240	437	677	95	462-6	91	151	855	4.4
WESLEY PERSON	9	132	13	39	.333	6	23	.261	2	23	25	5	5-0	3	1	40	4.4
2003-04	9	132	13	39	.333	6	23	.261	2	23	25	5	5-0	3	1	40	4.4
JOHAN PETRO	31	352	48	110	.436	11	12	.917	33	79	112	16	48-0	10	9	108	3.5
2012-13	31	352	48	110	.436	11	12	.917	33	79	112						

## ALL-TIME ROSTER: 1968 - 2015, CONT.

YEAR	GP	MINS	FGM	FGA	FG%	FTM	FTA	FT%	OR	DR	TR	AST	PF-D	STL	BS	PTS	PPG	
LARRY SIEGFRED	1971-72	21	335	25	Height: 6' 3"	77	325	20	Weight: 190	—	—	32	52	32-0	—	—	Ohio State '61	
JEFF SHEPPARD	1988-89	18	185	15	Height: 6' 3"	39	385	8	Weight: 190	6	16	22	16	12-0	3	0	Kentucky '98	
PAUL SILAS	1968-69	79	1853	241	Height: 6' 7"	575	419	204	Weight: 235	—	—	745	140	166-0	—	—	Creighton '64	
DICKEY SIMPKINS	2001-02	1	3	0	Height: 6' 9"	0	----	0	Weight: 255	0	0	0	1	0-0	0	0	Providence '94	
REGGIE SLATER	2001-02	4	37	5	Height: 6' 7"	13	385	6	Weight: 255	5	2	7	1	2-0	1	1	Wyoming '92	
DONALD SLOAN	2011-12	5	20	3	Height: 6' 3"	8	375	0	Weight: 205	0	0	---	5	3-0	1	0	Texas A&M '10	
DONTA SMITH	2004-05	38	433	44	Height: 6' 7"	113	389	33	Weight: 215	19	33	52	39	50-0	23	5	SE Illinois College '04	
2005-06	23	127	15	27	556	6	12	500	3	11	14	9	20-0	8	0	38	1.7	
2 years	61	560	59	140	421	39	60	650	22	44	66	48	70-0	31	5	165	2.7	
JOE SMITH	2009-10	64	592	77	Height: 6' 10"	193	399	39	Weight: 230	66	91	157	21	95-0	6	19	Maryland '94	
JOSH SMITH	2004-05	74	2050	274	Height: 6' 9"	602	455	163	Weight: 225	147	310	457	127	157-1	59	144	Oak Hill Academy HS (VA) '04	
2005-06	80	2559	329	774	425	210	292	719	176	355	531	191	260-5	64	208	902	11.3	
2006-07	72	2647	438	933	439	268	387	693	165	456	621	236	241-4	101	207	1176	16.4	
2007-08	81	2873	518	1133	457	333	469	710	161	506	667	272	269-6	81	227	1394	17.2	
2008-09	69	2421	418	849	492	211	358	588	134	364	498	169	184-1	94	111	1073	15.6	
2009-10	81	2871	504	999	505	261	422	618	223	482	705	342	240-1	130	172	1269	15.7	
2010-11	77	2645	497	1041	477	229	316	725	134	523	657	255	217-1	99	120	1274	16.6	
2011-12	66	2329	504	1101	458	203	322	630	136	496	632	257	172-3	93	115	1239	18.8	
2012-13	76	2683	500	1182	465	166	321	517	133	506	639	321	175-1	94	136	1327	17.5	
9 Years	676	23078	4030	8674	465	2044	3125	654	1409	3998	5407	2170	1915-23	857	1440	10371	15.3	
KENNY SMITH	1989-90	33	674	98	Height: 6' 3"	204	480	55	Weight: 170	7	30	37	142	45-0	22	1	North Carolina '87	
LEON SMITH	2001-02	14	100	10	Height: 6' 10"	26	385	11	Weight: 235	10	21	31	3	12-0	5	1	Marquette '99	
RANDY SMITH	1982-83	15	142	29	Height: 6' 3"	66	439	13	Weight: 180	13	14	929	2	6	8	0	Buffalo St. '71	
STEVE SMITH	1994-95	80	2665	428	Height: 6' 8"	1005	426	312	Weight: 221	104	172	276	274	225-2	62	33	Michigan St. '91	
1995-96	80	2856	484	1143	432	318	385	826	124	202	326	224	207-1	68	17	1446	18.3	
1996-97	72	2818	497	1215	429	333	393	847	90	148	238	305	173-2	62	23	1445	20.1	
1997-98	73	2857	489	1101	444	389	455	855	133	176	309	292	219-4	75	29	1464	20.1	
1998-99	36	1314	217	540	402	191	225	449	50	101	151	118	100-2	36	11	672	18.7	
5 Years	339	12648	2108	4905	430	1526	1807	844	497	797	1294	1206	915-11	301	112	6291	18.6	
TONY SMITH	2000-01	6	78	8	Height: 6' 4"	23	348	1	Weight: 205	2	1	3	10	12-0	7	0	Marquette '90	
MIKE SOJOURNER	1974-75	73	2129	378	Height: 6' 9"	775	488	95	Weight: 225	146	446	642	93	217-10	35	57	Utah '74	
1975-76	67	1602	248	524	473	80	119	672	126	323	449	58	174-2	38	40	576	8.6	
1976-77	51	551	95	203	468	41	57	719	49	97	146	21	66-0	15	9	231	4.5	
3 Years	191	4282	721	1502	480	216	322	671	371	866	1237	172	457-12	88	106	1658	8.7	
RORY SPARROW	1981-82	82	2610	366	Height: 6' 2"	730	501	124	Weight: 190	148	838	88	240-2	87	13	857	10.5	
1982-83	49	1548	284	512	516	84	315	743	53	171	224	238	162-1	70	1	615	12.6	
2 Years	131	4158	630	1242	507	208	261	797	92	273	365	662	402-3	157	142	1472	11.2	
ANDRE SPENCER	1992-93	3	15	0	Height: 6' 6"	3	000	0	Weight: 210	0	0	1	0	3-0	2	0	Northern Arizona '96	
JERRY STACKHOUSE	2011-12	30	273	37	Height: 6' 6"	100	370	21	Weight: 218	6	17	23	14	12-0	10	3	North Carolina '95	
DESHAWN STEVENSON	2012-13	56	1158	98	Height: 6' 5"	262	374	12	Weight: 218	18	104	122	52	69-1	29	6	Washington Union HS '00	
MICHAEL STEWART	2004-05	12	145	11	Height: 6' 10"	21	524	3	Weight: 230	21	19	40	5	32-1	6	5	California '97	
ALEX STIVINS	1992-93	5	15	4	Height: 6' 8"	9	444	0	Weight: 215	2	3	5	0	3-0	0	1	Colorado '85	
SALIM STODAMIRE	2005-06	61	1236	204	Height: 6' 1"	492	415	99	Weight: 175	12	104	116	75	118-1	27	3	Arizona '05	
2006-07	61	1034	177	425	416	61	68	897	6	68	74	6	34-0	21	2	471	7.7	
2007-08	35	402	65	180	361	41	50	820	4	20	24	28	34-0	7	5	200	5.7	
3 Years	157	2672	446	1097	407	201	228	882	22	192	214	164	240-1	55	10	1260	8.0	
MARK STRICKLAND	2001-02	46	654	91	Height: 6' 10"	204	446	25	Weight: 215	41	90	131	20	48-0	19	17	Temple '92	
BOB SURA	2003-04	27	956	131	Height: 6' 5"	312	420	123	Weight: 200	70	153	223	144	72-0	25	5	Florida State '95	
PAPE SY	2010-11	3	21	2	Height: 6' 7"	6	333	3	Weight: 225	2	1	3	2	1-0	1	0	Gravelines (France)	
CLAUDE TERRY	1976-77	12	241	47	Height: 6' 5"	87	540	18	Weight: 195	8	10	18	25	21-0	9	1	Stanford '72	
1977-78	27	166	25	68	368	9	11	818	3	12	15	3	12	4-0	6	0	99	2.3
2 Years	39	407	72	155	465	27	32	844	11	22	33	32	35-0	15	1	171	4.4	
JASON TERRY	1980-81	81	1888	249	Height: 6' 2"	600	415	113	Weight: 180	24	142	166	346	133-0	90	10	Arizona '99	
2000-01	82	3089	596	1367	436	303	358	846	42	227	269	403	204-2	104	12	1619	19.7	
2001-02	78	2697	524	1219	430	284	340	835	40	230	270	444	156-0	144	13	1504	19.3	
2002-03	81	3081	488	1141	428	259	292	887	37	242	279	600	175-2	126	14	1395	17.2	
2003-04	81	3018	490	1196	417	215	260	827	49	287	336	437	192-2	124	16	1359	16.8	
5 Years	403	14043	2356	5523	427	1174	1390	845	192	1128	1320	2230	860-6	586	65	6534	16.2	
REGGIE THEUS	1988-89	82	2517	497	Height: 6' 7"	1067	466	285	Weight: 213	86	156	242	387	236-0	108	16	UNLV '78	
ETAN THOMAS	2010-11	13	82	10	Height: 6' 10"	21	476	12	Weight: 260	6	17	23	2	11-0	1	4	Syracuse '01	
JAMES THOMAS	2004-05	2	5	1	Height: 6' 8"	2	500	0	Weight: 235	2	0	2	0	1-0	0	0	Texas '04	

## ALL-TIME ROSTER: 1968 - 2015, CONT.

YEAR	GP	MINS	FGM	FGA	FG%	FTM	FTA	FT%	OR	DR	TR	AST	PF-D	STL	BS	PTS	PPG
JOHN THOMAS 2005-06	11	66	3	Height: 6' 9"	7	429	3	Weight: 265	—	—	—	1	10-0	2	0	Minnesota '97	0.8
DJON THOMPSON 2006-07	6	50	6	Height: 6' 7"	15	400	5	Weight: 195	3	5	8	2	2-0	0	0	UCLA '05	2.8
RAY TOLBERT 1988-89	50	341	40	Height: 6' 9"	94	426	23	Weight: 240	31	57	88	16	55-0	13	13	Indiana '81	2.1
ANTHONY TOLLIVER 2012-13	62	963	82	Height: 6' 8"	216	380	44	Weight: 240	31	124	155	32	66-0	15	12	Creighton '07	4.7
SEDRICK TONEY 1985-86	3	24	2	Height: 6' 2"	7	286	1	Weight: 180	0	2	2	0	6-0	1	0	Dayton '85	1.7
1989-90	32	286	30	72	417	21	25	840	3	11	14	52	35-0	10	0	88	2.8
2 Years	35	310	32	79	405	22	26	846	3	13	16	52	41-0	11	0	93	2.7
GENE "Bumper" TORMOHLER 1969-70	2	11	2	Height: 6' 9"	4	500	0	Weight: 245	—	—	4	1	3-0	—	—	Tennessee '59	2.9
GEORGE TRAPP 1971-72	60	890	144	Height: 6' 8"	388	371	105	Weight: 215	—	—	183	51	144-2	—	—	Long Beach St. '71	6.6
1972-73	77	1853	359	824	436	150	194	773	—	—	455	127	274-11	—	—	868	11.2
2 Years	137	2743	503	1212	415	255	333	766	—	—	638	178	418-13	—	—	1261	9.2
JOHN TSCHOGEL 1972-73	10	94	14	Height: 6' 6"	40	350	2	Weight: 206	—	—	21	6	25-0	—	—	UCSB '72	3.0
1973-74	64	499	59	166	355	10	17	388	33	43	76	33	69-0	17	20	128	2.0
2 Years	74	593	73	206	354	12	21	571	33	43	97	39	94-0	17	20	158	2.1
JEREMY TYLER 2012-13	1	5	0	Height: 6' 10"	0	—	0	Weight: 260	0	3	3	0	0	0	0	Tokyo Apache '11	0.0
TOM VAN ARSDALE 1974-75	73	2570	544	Height: 6' 5"	1269	429	294	Weight: 200	70	179	249	207	231-5	78	3	Indiana '65	18.9
1975-76	75	2026	346	785	441	126	166	759	35	151	186	146	202-5	57	7	818	10.9
2 Years	148	4596	890	2054	433	420	549	765	105	330	435	353	433-10	135	10	2200	14.9
JOHN VALLEY 1970-71	51	430	73	Height: 6' 3"	204	358	45	Weight: 185	—	—	34	47	50-0	—	—	UCLA '70	3.7
1971-72	9	110	20	43	465	13	20	650	—	—	11	9	13-0	—	—	53	5.9
2 Years	60	540	93	247	377	58	79	734	—	—	45	56	63-0	—	—	244	4.1
JACQUE VAUGHN 2001-02	82	1856	206	Height: 6' 1"	438	470	104	Weight: 185	18	150	168	349	183-0	65	2	Kansas '97	6.6
2003-04	77	1853	171	127	386	116	121	719	12	104	116	195	126-0	44	2	540	9.7
2 Years	153	3127	313	715	438	157	194	809	30	254	284	544	309-0	109	4	810	5.3
FRED WINSON 1994-95	5	27	1	Height: 6' 4"	7	143	1	Weight: 190	0	0	0	1	4-0	0	0	Georgia Tech '94	0.8
ALEXANDER VOLKOV 1989-90	72	937	137	Height: 6' 10"	284	482	70	Weight: 218	52	67	119	83	166-3	36	22	Kiev Institute '89	5.0
1991-92	77	1516	251	569	441	125	198	631	103	162	265	250	178-2	66	30	357	5.0
2 Years	149	2453	388	853	455	195	318	613	155	229	384	333	344-5	102	52	1019	6.8
RASHDEE WALLACE 2003-04	1	42	8	Height: 6' 11"	24	333	3	Weight: 230	1	5	6	2	0-0	1	5	North Carolina '97	20.0
ANTOINETE WALKER 2004-05	53	2128	420	Height: 6' 9"	1013	415	157	Weight: 245	126	371	497	194	147-0	64	32	Kentucky '96	20.0
DWIGHT WALLER 1968-69	11	29	2	Height: 6' 7"	9	222	3	Weight: 230	—	—	10	1	8-0	—	—	Tennessee St. '68	0.6
CHRIS WASHBURN 1987-88	29	174	22	Height: 6' 11"	49	449	13	Weight: 255	19	36	55	3	19-0	4	8	North Carolina State '86	7.0
JIM WASHINGTON 1971-72	67	2416	325	Height: 6' 7"	729	446	201	Weight: 215	—	—	601	121	217-0	—	—	Villanova '65	12.7
1972-73	75	2833	308	713	432	163	224	788	207	257	785	174	252-5	49	74	851	10.4
1973-74	73	2519	287	685	414	134	185	680	207	258	733	174	252-5	49	74	779	10.7
1974-75	38	905	14	259	440	41	55	745	52	141	193	68	86-2	23	13	269	7.1
4 Years	253	8673	1044	2313	451	539	731	737	259	669	2330	519	804-12	72	87	2627	10.4
ANTHONY "Spud" WEBB 1985-86	79	1229	199	Height: 5' 7"	412	483	216	Weight: 133	27	96	123	337	164-1	82	5	North Carolina State '85	7.8
1986-87	33	532	71	162	438	80	105	762	6	54	60	167	65-1	34	2	616	7.7
1987-88	82	1347	191	475	415	137	175	617	16	130	146	337	125-0	63	11	223	6.8
1988-89	81	1219	133	290	459	52	60	867	21	102	123	284	104-0	70	6	319	3.9
1989-90	82	2814	294	616	477	162	186	871	38	163	201	477	185-0	105	12	751	9.2
1990-91	75	2197	359	803	447	231	266	868	41	133	174	417	180-0	118	6	1003	13.4
1991-92	51	817	104	468	481	74	191	601	19	41	60	140	68-0	27	2	300	5.9
7 Years	483	9525	1351	2907	465	922	1110	831	168	719	887	2159	891-2	499	44	3702	7.7
MARIO WEST 2007-08	64	269	11	Height: 6' 5"	49	429	17	Weight: 210	26	22	48	13	61-1	12	4	Georgia Tech '07	0.9
2008-09	53	268	24	34	412	14	30	664	24	32	56	19	35-0	18	4	43	0.8
2009-10	39	182	12	21	571	6	10	600	8	19	27	9	25-0	8	0	30	0.8
3 Years	156	440	47	104	452	37	67	561	58	73	131	41	121-1	38	8	132	0.8
MARK WEST 1998-99	49	499	22	Height: 6' 10"	59	373	16	Weight: 255	49	76	125	13	80-0	4	22	Old Dominion '83	6.1
JOHN WETZEL 1972-73	28	504	42	Height: 6' 8"	252	425	14	Weight: 192	—	—	58	39	41-1	—	—	Virginia Tech '67	8.8
1973-74	70	1332	107	252	425	41	57	719	39	131	170	138	147-1	73	19	225	3.6
1974-75	63	785	87	204	426	68	77	883	34	80	114	77	108-1	51	8	242	3.8
3 Years	161	2521	236	550	429	123	151	815	73	211	342	254	296-3	124	27	595	3.7
ENNIS WHATELEY 1987-88	5	24	4	Height: 6' 3"	4	444	3	Weight: 180	0	4	9	2	3-0	2	0	Alabama '88	2.2
1988-89	82	1004	120	236	508	782	52	66	788	22	77	94	93-0	52	2	292	3.2
1994-95	27	292	24	53	453	20	32	625	9	21	30	54	37-0	19	0	70	2.6
3 Years	114	1320	148	298	497	75	102	735	31	102	133	237	133-0	80	2	373	3.3
HERB WHITE 1970-71	38	315	34	Height: 6' 2"	84	405	22	Weight: 195	—	—	48	47	62-2	—	—	Georgia '70	2.4
DONALD WHITESIDE 1997-98	3	16	1	Height: 5' 10"	2	500	0	Weight: 170	0	1	1	1	0-0	0	0	N. Illinois '97	0.7
MORLON WILEY 1991-92	41	767	71	Height: 6' 4"	160	444	21	Weight: 192	22	51	73	166	73-0	43	3	Long Beach State '88	8.8
1992-93	25	354	26	81	321	5	8	625	9	26	35	81	49-0	26	2	177	4.3
1994-95	5	17	3	17	500	0	0	0	0	6	4	6	1-0	4	1	7	2.9
3 Years	71	1138	100	247	405	26	38	826	31	81	112	253	122-0	70	6	256	3.6
DAMIEN WILKINS 2010-11	52	676	69	Height: 6' 6"	137	504	40	Weight: 225	23	67	90	41	72-0	27	9	Georgia '04	4.0
								56	714							180	3.5

## ALL-TIME ROSTER: 1968 - 2015, CONT.

YEAR	GP	MINS	FGM	FGA	FG%	FTM	FTA	FT%	OR	DR	TR	AST	PF-D	STL	BS	PTS	PPG
DOMINIQUE WILKINS																	
1982-83	82	2697	601	1220	.493	230	337	.682	226	252	478	129	210-1	84	63	1434	17.5
1983-84	81	2961	684	1429	.479	382	496	.770	254	328	582	126	197-1	117	87	1750	21.6
1984-85	81	3023	853	1891	.451	486	603	.806	226	331	557	200	170-0	135	54	2217	27.4
1985-86	78	3049	888	1897	.468	577	705	.818	261	357	618	206	170-0	138	49	2366	30.3
1986-87	79	2969	828	1787	.463	507	742	.681	210	284	494	261	149-0	117	51	2294	29.0
1987-88	78	2948	909	1957	.464	541	655	.826	211	291	502	224	162-0	103	47	2397	30.7
1988-89	80	2997	814	1756	.464	442	524	.844	256	297	553	211	138-0	117	52	2099	26.2
1989-90	80	2888	810	1672	.484	459	569	.806	217	304	521	210	141-0	126	47	2138	26.7
1990-91	81	3078	770	1640	.470	476	574	.829	261	471	732	265	156-0	123	65	2101	25.9
1991-92	42	1601	424	914	.464	294	352	.835	103	192	295	158	77-0	52	24	1179	28.1
1992-93	71	2467	741	1584	.468	519	627	.828	187	295	482	227	116-0	70	27	2121	29.9
1993-94	49	1857	430	996	.432	275	322	.854	119	186	305	114	87-0	63	22	1196	24.4
12 Years	882	32545	8752	18743	.467	5288	6506	.813	2531	3598	6119	2321	1773-2	1245	588	23292	26.4
MIKE WILKS																	
2002-03	15	364	29	81	.358	21	29	.724	9	32	41	42	38-0	16	1	85	5.7
BRANDON WILLIAMS																	
2002-03	6	19	1	7	.143	0	0	.000	2	0	2	0	4-0	2	0	2	0.3
FREEMAN WILLIAMS																	
1981-82	23	189	42	110	.382	22	26	.846	2	10	12	19	18-0	6	0	110	4.8
GUS WILLIAMS																	
1986-87	33	481	53	146	.363	27	40	.675	8	32	40	139	53-0	17	5	138	4.2
LOU WILLIAMS																	
2012-13	39	1119	187	443	.422	105	121	.868	8	72	80	139	55-0	44	10	551	14.1
2013-14	60	1445	219	493	.440	152	179	.849	10	114	124	210	65-0	45	4	625	10.4
2 Years	99	2564	384	936	.411	257	300	.857	18	186	204	349	120-0	89	14	1176	11.9
MARVIN WILLIAMS																	
2005-06	79	1952	235	531	.443	189	253	.747	122	261	383	63	227-1	48	24	672	8.5
2006-07	64	2179	306	706	.433	216	265	.815	84	253	337	121	191-2	52	30	839	13.1
2007-08	80	2765	424	918	.462	336	409	.822	119	338	457	137	225-3	81	33	1185	14.8
2008-09	81	2053	285	622	.458	220	273	.806	110	272	382	81	127-0	57	39	845	12.9
2009-10	81	2468	302	664	.455	176	215	.819	106	310	416	93	160-0	66	46	820	10.1
2010-11	65	1865	246	537	.458	147	174	.845	68	245	313	88	104-0	34	23	676	10.4
2011-12	57	1500	203	457	.443	115	146	.788	76	218	294	71	84-0	47	18	579	10.2
7 Years	487	14823	2001	4448	.450	1399	1735	.806	685	1897	2582	654	1118-6	385	213	5616	11.5
MIKE WILLIAMS																	
1989-90	5	14	0	0	.000	0	0	.000	0	0	1	0	2-0	0	0	0	0
MILT WILLIAMS																	
1971-72	10	127	23	53	.434	21	29	.724	—	—	4	20	18-0	—	—	67	6.7
RAY WILLIAMS																	
1985-86	19	367	57	143	.399	41	48	.854	19	26	45	67	48-1	28	1	159	8.4
SHAMMOND WILLIAMS																	
1998-99	2	4	0	1	.000	3	4	.750	0	0	0	1	0-0	0	0	3	1.5
SHELDEN WILLIAMS																	
2006-07	81	1514	166	365	.455	110	144	.764	131	304	435	44	199-1	52	39	444	5.5
2007-08	36	414	37	100	.370	35	51	.686	34	73	107	11	60-0	13	11	109	3.0
2 Years	117	1928	203	465	.437	145	195	.744	165	377	542	55	259-1	65	50	553	4.7
SLY WILLIAMS																	
1983-84	34	258	34	114	.298	36	46	.783	19	31	50	16	33-0	14	1	105	3.1
1984-85	34	867	167	380	.439	79	123	.642	45	123	168	94	83-1	28	8	417	12.3
2 Years	47	1125	201	494	.407	115	169	.680	64	154	218	110	116-1	42	9	522	11.1
KEVIN WILLIS																	
1984-85	82	1785	322	690	.467	119	181	.657	177	345	522	36	226-4	31	49	765	9.3
1985-86	82	2300	419	811	.517	172	283	.654	243	461	704	45	294-6	66	44	1010	12.3
1986-87	81	2626	538	1003	.536	227	320	.709	321	528	849	62	313-4	65	61	1304	16.1
1987-88	75	2091	356	687	.518	159	245	.649	235	312	547	28	240-2	68	41	871	11.6
MISSING ENTIRE SEASON WITH INJURY																	
1988-89	80	2273	418	805	.519	168	246	.683	253	392	645	57	259-4	63	47	1006	12.4
1989-91	80	2373	444	881	.504	159	238	.668	259	445	704	99	235-2	60	40	1051	13.1
1990-91	81	2962	591	1224	.483	292	363	.804	440	840	1258	173	223-0	72	54	1480	18.3
1992-93	80	2876	616	1276	.483	196	300	.653	335	691	1026	165	264-1	68	44	1455	17.9
1993-94	80	2867	627	1257	.499	268	376	.713	335	628	963	150	250-2	79	38	1531	19.1
1994-95	2	89	16	41	.390	10	15	.667	10	26	36	3	7-0	1	3	42	21.0
2004-05	29	344	35	90	.389	17	23	.739	29	47	76	9	53-0	8	7	87	3.0
12 Years	753	22588	4382	8707	.503	1787	2570	.695	2615	4717	7332	827	2364-25	581	425	10592	14.1
BILL "POODLES" WILLOUGHBY																	
1975-76	62	870	113	284	.398	66	100	.660	103	185	288	31	87-0	37	29	292	4.7
1976-77	39	549	75	169	.444	43	63	.683	65	105	170	13	64-1	19	23	193	4.9
2 Years	101	1419	188	453	.415	109	163	.669	168	290	458	44	151-1	56	52	485	4.8
MIKE WILSON																	
1986-87	2	2	0	2	.000	0	0	.000	0	0	0	1	1-0	0	0	0	0.0
RICK WILSON																	
1978-79	61	589	81	197	.411	24	44	.545	20	56	76	72	66-1	30	8	186	3.0
1979-80	5	59	2	14	.143	3	6	.667	2	1	3	11	3-0	1	3	8	1.6
2 Years	66	648	83	211	.393	28	50	.560	22	57	79	83	69-1	34	9	194	2.9
TREVOR WILSON																	
1990-91	25	162	21	70	.300	13	26	.500	16	24	40	11	13-0	5	1	55	2.2
RANDY WITTMAN																	
1983-84	78	1071	160	318	.503	28	46	.609	14	57	71	71	82-0	17	0	350	4.5
1984-85	41	1168	187	353	.531	30	41	.732	16	57	73	125	58-0	37	7	406	9.9
1985-86	81	2760	467	881	.530	140	135	.770	51	119	170	306	118-0	81	14	1043	12.9
1986-87	81	2049	385	792	.486	110	127	.867	30	94	124	211	107-0	38	16	830	10.2
1987-88	82	2412	376	787	.478	71	89	.798	39	133	170	102	117-0	50	18	823	10.0
5 Years	353	9460	1588	3131	.507	333	438	.760	150	458	608	1015	482-0	215	55	3522	10.0
AL WOOD																	
1980-81	19	238	36	105	.343	20	28	.714	22	22	44	11	34-0	9	1	92	4.8
LEON WOOD																	
1987-88	14	79	16	30	.533	7	8	.875	1	5	6	19	6-0	4	4	48	3.4
HAYWOODE WORKMAN																	
1989-90	6	16	2	3	.667	2	2	1.000	0	3	3	2	3-0	3	0	6	1.0
HOWARD WRIGHT																	
1990-91	4	20	2	3	.667	1	1	1.000	1	5	6	0	3-0	0	0	5	1.3
LORENZEN WRIGHT																	
1999-00	75	1205	180	361	.499	87	135	.644	117	188	305	21	203-3	29	40	448	6.0
2000-01	71	1988	363	811	.448	155	216	.718	180	355	535	87	232-2	42	63	881	12.4
2006-07	67	1035	62	183	.448	9	32	.281	85	131	216	40	204-4	28	28	173	2.6
2007-08	13	148	6	17	.294	0	6	.000	0	3	3	3	2-0	3	3	13	1.3
4 Years	226	4375	830	1822	.459	254	389	.653	389	704	1093	151	665-9	102	134	1515	6.7

## THE HISTORY OF THE HAWKS

## FROM MILWAUKEE, TO ST. LOUIS, TO ATLANTA.

It was a setting made for Mark Twain. A banjo box gymnasium called Wharton Field House seating 6,000 on hardwood benches in a city, or should we say three cities, straddling the Mississippi River is where the Atlanta Hawks have their roots.

They were known as the Tri-City Blackhawks, one of the original members of the National Basketball Association after a mid-summer merger in 1949 of the 12-year-old National Basketball League and the four-year-old Basketball Association of America formed the new league.

The Illinois cities of Moline and Rock Island and Davenport, Iowa across the river formed the formal name of the neophyte Blackhawks, coached by Roger Potter.

In the opening game at Wharton Field House, the Blackhawks beat the old Denver Nuggets, 93-85. But after a string of six losses, Potter became the first former coach of the franchise, as he was replaced by Red Auerbach.

The first edition of the Blackhawks made the playoffs, despite being six games under .500, but dropped out in the first round to the Anderson Duffey Packers. Then the coach, better known as Red Auerbach, left for Boston and many green-and-white World Championship banners.

After two years and a grammatical change to Tri-Cities, the Blackhawks packed their bags and moved to Milwaukee. They shortened the nickname to the Hawks and struggled for four years, never winning more than 27 games and finishing last each season. But it was in Milwaukee where the Hawks made a draft choice that would solidify the franchise for years to come.

His name was Bob Pettit. A first-round draft choice from Louisiana State in 1954, Pettit played his entire 11-year career with the Hawks, moving with the club to St. Louis in 1955. He wrote nearly every record in the Hawks' record book and was a four-time MVP of the annual NBA All-Star game, more times than any other player in history.

From 1957 through 1961, the Hawks won five consecutive Western Conference titles. Pettit was the star of the show and had an excellent supporting cast with Cliff Hagan, Slater Martin, Charley Share and Ed Macauley.

In 1958, the Hawks captured their lone World Championship by defeating Boston, four games to two. On three other occasions during the five-year stretch, the Hawks advanced to the finals only to lose to the Celtics each time.

For no apparent reason, the Hawks turned sour during the 1961-62 season and had it not been for the expansion of the Chicago Packers, the club would have gone from first to last in just one year. It was the only spring the Hawks failed to qualify for the playoffs in the 13 seasons they spent in St. Louis.

Fortunately for the franchise, Harry Gallatin, the former All-Pro with the New York Knickerbockers, took over the reins the following season and guided the Hawks to a second-place finish and back into the playoffs. For his efforts, Gallatin became the first recipient of the NBA's Coach of the Year award.

But Gallatin couldn't put the Hawks back on top and was replaced in the middle of the 1964-65 season by Richie Guerin, another Knick standout. The club again made the playoffs but was upset in the opening round by the Baltimore Bullets, a team which finished under .500 and eight games behind the Hawks during the regular season.

After the playoff loss, Pettit took off his uniform for the last time. He wound up his career with a 26.4 scoring average topped by a 31.1 mark during the disappointing '61-'62 campaign. His rebounding standards were even more incredible, a career average of 16.2, and a single-season high of 20.3 set during the 1960-61 season. He was named first-team All-Pro in his first ten seasons in the league, and second-team in his 11th and final season. In 1970, Pettit was enshrined in the Basketball Hall of Fame, and his uniform #9 has been retired.

The Hawks were becoming a young team as was characterized by the early Pettit-led teams. A year later, Hagan was gone, representing the last remaining link to the '58 Championship team.

In their places were Lou Hudson, the number one pick in 1966, Zelmo Beaty, Joe Caldwell, Lenny Wilkens and Bill Bridges. By 1968, the Hawks added another Western Conference title with a record of 56-26 — at that time the best in the team's history — and Guerin became the Hawks' second Coach of the Year.

Then came the shocker.

During the broadcast of an Atlanta Braves baseball game, announcer Milo Hamilton told Atlanta fans the city was going to have a professional basketball team. It was, of course, the Hawks, a perennial NBA powerhouse, moving from St. Louis to Atlanta.

Bringing the team to the South were two of Atlanta's and Georgia's most respected gentlemen, businessman Thomas G. Cousins and former governor Carl E. Sanders. They acquired the club from Ben Kerner.

Skeptics viewed the move as one of disaster since Atlanta had no facility for professional basketball and noted that the area was a hotbed for football, and there was not room for both sports.

## THE HISTORY OF THE HAWKS, CONT.

It goes without saying that they were wrong on both counts.

The Hawks received permission to play their games in Alexander Memorial Coliseum on the Georgia Tech campus until a new arena could be constructed. Five years later that realization came true when The Omni was completed.

Under Guerin, the Hawks were sensational the first two years in Atlanta. They won the Western Conference title again in 1970 and advanced to the conference finals both seasons before losing to the star-studded Los Angeles Lakers.

With the emergence of the American Basketball Association came the fall of the Hawks. The new league raided the NBA teams, offering big money to the NBA stars in order to build credibility. Beaty was the first to jump in 1969, and Caldwell followed a year later.

Though the Hawks drafted Pete Maravich, the college scoring champion from Louisiana State, in 1970, the team struggled into the playoffs the next two seasons. The club finished 10 games under .500 each year and couldn't get past the first round of the playoffs.

For the 1972-73 season, the Hawks moved into The Omni, then a 16,500-seat structure, with a new coach, Cotton Fitzsimmons. Behind the 27.1 scoring average of Hudson, the Hawks responded to the new surroundings by reversing the record of the previous year.

The next year, however, the Hawks failed to make a playoff appearance for the first time in 12 seasons, and second in 19. Only another expansion team, this time the New Orleans Jazz, kept the club from plummeting into last place. The first move to rectify the situation was to trade Maravich to New Orleans for a slew of draft choices.

Owning the first and third selections in the 1975 NBA College Draft, the Hawks chose David Thompson from North Carolina State and Marvin Webster from Morgan State. The NBA-ABA bidding war was at its peak and both players opted for the Denver Nuggets of the rival league.

The team lost 51 games, the most in thirteen years, and tumbled into last place for the first time since the team left Milwaukee. Fitzsimmons lost his job eight games from the end (1975-76).

The bright spot on the club was the emergence of John Drew, a second-round pick in 1974, as one of the premier offensive players in the league. Drew, who was Basketball Weekly's Rookie of the Year for 1974-75 while leading the league in offensive rebounds, averaged 21.4 points per game in his second season.

Rumors abounded that a move was imminent, and that a new owner was soon to purchase the team; but Hubie Brown, who coached the Kentucky Colonels to the 1975 NBA Championship, took over the team and promptly began to change the team's image. Midway through the 1976-77 season (January '77), half of the rumor became reality as R.E. "Ted" Turner, owner of the Braves and WTCG-TV, bought the club but stated the team would remain in Atlanta.

Hudson, an 11-year veteran of 730 NBA games, all in a Hawks uniform, was traded to Los Angeles (Lakers) as a youth movement was instituted. The #23 worn by Hudson was retired on the Lakers' first visit to the Omni, marking the second Hawks number to be retired. The two men so honored to that point, Pettit and Hudson, shared the Atlanta record for the most points scored in one game: 57.

Brown's first team suffered through a difficult initial year ('76-'77) by finishing in sixth place in their division with a 31-51 record. The team made a dramatic turnaround just one year later (1977-78), becoming the Cinderella team of the NBA, by advancing to the playoffs for the first time in five years. Brown was named NBA Coach of the Year as the fans became "Hubie's Sixth Man." In addition to Brown's coaching, Atlanta's move forward was sparked by two rookies who would have an impact in the team's history for years to come.

Seven-foot-two center Wayne "Tree" Rollins was selected by the Hawks in the first round of the NBA draft to secure the middle for the team. The Hawks' other impact pick was 6-2 guard Eddie Johnson. These two additions, along with a proven veteran like Drew, would comprise the nucleus of the team.

The Hawks were again playoff participants in 1978-79, but it was just a building block for the following season. Atlanta added forward Dan Roundfield that season and his play, along with the other players, brought the Central Division title to Atlanta in 1979-80. The squad finished with a 50-32 mark, and a first-place finish for the first time in nine years, and three players, Drew, Johnson and Roundfield, participated in the 1980 NBA All-Star game.

After just one season at the top, the Hawks fell 20 games under the .500 mark (1980-81), finishing 31-51 and out of the playoffs for the first time in four years.

Atlanta replaced Brown as coach with former New York/New Jersey Nets coach Kevin Loughery, and he led the Hawks back to the playoffs during both of his seasons in Atlanta (1981-82 and 1982-83) before leaving the team following his final year for another coaching position.

The Hawks' biggest move during Loughery's tenure was made off the court on September 3, 1982. The team traded players John Drew and Freeman Williams plus cash to the Utah Jazz in exchange for Dominique Wilkins, who they had selected that year in the NBA draft. Wilkins, a former All-American

## THE HISTORY OF THE HAWKS, CONT.

player at the University of Georgia, was a unanimous choice to the NBA All-Rookie first team in his rookie season, which was a preview of coming attractions.

Former Hawks assistant Michael Fratello was named to succeed Loughery as the Atlanta franchise's fifth head coach, and he promptly led the Hawks to their third consecutive playoff appearance in 1983-84.

Seeking to change their fortunes and join the NBA elite teams, Atlanta implemented their second youth movement. The Hawks introduced a three-year rebuilding plan in 1984-85 that would hopefully bring the team closer to a championship.

The movement started with the Hawks dealing Roundfield to the Detroit Pistons for forwards Cliff Livingston and Antoine Carr and two future draft picks. Roundfield concluded his six-year career with three All-Star seasons and a 17.6 points-per-game average. In addition to acquiring the youthful forwards, Atlanta drafted another big man in 7-0 center Kevin Willis of Michigan State. Willis' size and speed for an inside player would give the Hawks added depth in the frontcourt. The task of rebuilding was a long and difficult process for Fratello and the Hawks that season as the club finished 34-48 and out of the playoffs for only the second time in eight years.

As a result of missing the playoffs, there was some consolation as the team prepared for the '85-'86 season. The Hawks were allowed to participate in the NBA's first draft lottery (where the seven teams not making the playoffs were allowed to draw for the top seven picks in the 1985 draft), and with the fifth selection, Atlanta grabbed another seven-footer, SMU's Jon Koncak.

One of Atlanta's interesting free agent signings that season was 5-7 guard Anthony "Spud" Webb from N.C. State. A diminutive athlete who defied the odds of making an NBA roster, Webb electrified fans throughout the league with his speed and incredible jumping ability (42 inches). That talent was showcased at the 1986 NBA All-Star Weekend, as Webb defeated his teammate and defending champion Wilkins in the '86 Slam Dunk contest.

Despite the loss of his "crown," Wilkins became the first Atlanta player to lead the NBA in scoring after averaging 30.3 points in '85-'86. He was also honored with his first appearance in the NBA All-Star game, and he was also named to the first-team All-NBA squad.

As a team, the Hawks tied franchise marks for most wins in a season (50) and best home record (34-7), and their 50-32 record, which was second in the Central Division, was the league's biggest turnaround (+16 games) from the previous campaign. For his efforts, Fratello was named Haggard/NBA Coach of the Year.

With the high expectations of the 1986-87 season awaiting them, the Hawks provided another year of outstanding play. A franchise record 57 wins capped an extraordinary season that saw Atlanta win the Central Division title. With the third-best record in the NBA, the Hawks established themselves among the league's elite teams, and with the combination of talent and athletic ability, they became one of the NBA's most popular teams. Wilkins finished second among the league's leaders in scoring with a 29.0 average, and was voted an All-Star starter for the first time in his career (his second appearance overall).

Several individual records were also established as Glenn "Doc" Rivers broke Atlanta's single-season assist record with 823, which also ranked him fourth in the NBA (10.0 average). Rollins moved into second place on the NBA's all-time blocked shots list, and Mike McGee set an all-time team mark for three-point goals (86) and attempts (229). The team made the playoffs for the second straight season and defeated Indiana in the first round, but faltered in the second round and lost to the Detroit Pistons.

The following season ('87-'88), the Hawks were replaced as division champs by Detroit, as Atlanta concluded the season four games out of first place with a 50-32 record. Highlighting the year's achievements was the first appearance by a Hawks coach in the annual NBA All-Star game, as Mike Fratello earned the spot after Atlanta placed the best record in the Eastern Conference over the first half of the season. Joining Fratello on the victorious East squad were Wilkins and Rivers, who scored 29 and nine points respectively.

An exciting seven-game second-round playoff series against Boston ended the Hawks' quest for a possible championship series berth, but Atlanta followers, who during the season set new attendance records in The Omni, anxiously awaited the start of the 1988-89 year as the Hawks made two off-season acquisitions to challenge for the NBA championship.

With the addition of Moses Malone and Reggie Theus, many prognosticators around the country believed the Hawks would pose a serious threat for the club's second NBA title, but that was prior to the monumental loss of Willis, who would miss all 82 games with a fracture in his left foot. Despite the absence of the seven-foot forward, Atlanta ended the season with its fourth straight 50-win campaign (which at that time was the longest current streak in the Eastern Conference).

But what most will remember about the Hawks' '88-'89 season is the disappointing end to their title dreams, as the Milwaukee Bucks, who were beaten in all six regular season meetings with Atlanta, upset the Hawks in the first round of the NBA playoffs, three games to two.

The Hawks continued to struggle in 1989-90 as injuries plagued the team over much of the season, forcing them to miss the playoffs for the first time in five years. With a 41-41 record, Atlanta dropped to

## THE HISTORY OF THE HAWKS, CONT.

sixth place in the Central Division.

As a result, Michael Fratello resigned as head coach on April 23, 1990 and was replaced on May 22 by former NBA player and San Antonio Head Coach Bob Weiss.

On the strength of a 22-game home winning streak, Atlanta returned to the playoffs and pushed the two-time defending champion Detroit Pistons to five games before the curtains fell on the 1990-91 season.

Weiss' coaching approach wasn't lost on Hawks fans, as well as the rest of the league, and was certainly evident in December when he was named Digital/NBA Coach of the Month as Atlanta streaked to an 11-3 record.

The season also brought improved play from Wilkins, who soared to his sixth NBA All-Star Game appearance in addition to Player of the Week (in January) and Month (in February) honors. While leading the team in scoring for the eighth straight season, he led the team for the first time in rebounding, and finished third in assists.

Unfortunately for the Hawks, January 28, 1992 was the telling blow of the 1991-92 season. Prior to that evening's game against Philadelphia, Wilkins was selected as a reserve for the Eastern Conference All-Star Game and was looking forward to the opportunity to become the 17th player in league history to reach the 20,000-point level. In the second quarter (with 5:32 remaining), the 6-8 forward, whose 28.1 scoring average trailed only Chicago's Michael Jordan, suffered a ruptured right achilles tendon injury which forced him to miss the remainder of the season.

At the time, Atlanta's record was 22-20. Without their veteran, the Hawks finished 16-24 and surprisingly, only one game away from making the 1992 NBA Playoffs. It came down to the final regular season game of the season, and if not for a 112-108 loss at Cleveland, Weiss' squad would have capped off an injury-filled campaign by earning an opening round playoff berth against Chicago.

Not only were the Hawks without the services of Wilkins for the final 40 games, but the outside shooting of Travis Mays was absent for 80 games after he suffered tendon problems in his right ankle after the second game of the year.

While deserving of an All-Star position prior to replacing his fallen teammate, center Kevin Willis' production was worthy of praise. After years of unfulfilled expectations, he led Atlanta in scoring (18.3), rebounding (15.5) and minutes played (2,962). His work on the boards (which also placed him second in the NBA) enabled him to become Atlanta's all-time season rebounding leader (1,258), and his 33 rebounds against Washington was an Atlanta game record.

The 1992-93 season saw the previous season's goal attained: the Hawks finished 43-39 and met the Chicago Bulls in the first round of the playoffs. An appearance in the playoffs had alternately seemed likely and impossible throughout this tumultuous season. To begin the season, Wilkins returned to the court after his career-threatening achilles injury to score his 20,000th point and become only the 17th NBA player to do so. Atlanta gained a true point guard from the New Jersey Nets as Rumeal Robinson was traded away for Nets guard Mookie Blaylock. Blaylock provided the leadership and ball distribution that the Hawks so desperately needed, and the season showed potential.

Although the first half of the season was spent in the depths of mediocrity, there were some bright spots. On February 2, Wilkins scored 31 points against Seattle to become the franchise's all-time leading scorer by breaking Bob Pettit's long-standing record of 20,880.

Slated to face the Bulls in the first round of the NBA Playoffs, the games went quickly, with Chicago sweeping the Hawks in three en route to their third straight NBA title.

Immediately after the season, the Hawks announced that Weiss would not have his contract extended. The search for a new coach began in April and ended on June 1, when former Cavaliers Head Coach Lenny Wilkens rejoined the franchise. Wilkens, who spent eight years with the Hawks in St. Louis and entered the 1993-94 season 69 victories behind Arnold "Red" Auerbach's league-record total of 938 career coaching wins, brought longtime assistant coaches Dick Helm and Brian Winters with him in the move to Atlanta and began to look at the talent he was handed. With the draft at hand and a #15 first-round pick, the Hawks took Doug Edwards, a 6-7 forward known for his defense and passing, a perfect complement to the Hawks' squad.

While it was believed Wilkens and his staff would improve the Hawks fortunes, no one imagined the results would be so immediate. The 1993-94 season brought the franchise's third Central Division championship, a 57-25 record (the best in the Eastern Conference), and the first IBM/NBA Coach of the Year award for Wilkens, who also earned his fourth All-Star coaching assignment by leading the Eastern Conference All-Stars during the 1994 Game in Minneapolis.

Blaylock's season was also highlighted by his first appearance in the NBA All-Star Game, joining fellow teammate Wilkins and the Hawks coaching staff on the Eastern Conference squad.

For Wilkins however, his All-Star showing would be his last in an Atlanta uniform, when on February 24, the Hawks traded their future Hall-of-Famer and a number one draft pick to the Clippers for Danny Manning, ending a 12-year career in Hot-lanta. Wilkins, who began the 1994-95 season in Boston, con-

## THE HISTORY OF THE HAWKS, CONT.

cluded his days in Atlanta as the franchise leader in numerous categories including games played (882), minutes played (32,542), steals (1,245), points scored (23,292) and scoring average (26.4).

The 1994-95 season began with a bang, as two games into the season the Hawks traded Kevin Willis, who ranked among Hawks all-time leaders in every rebounding category. In exchange for Willis and a future first-round pick, Atlanta received Steve Smith and Grant Long from the Heat, who helped form the cornerstone for the future of the franchise.

Adjusting to the change in team chemistry didn't come easily. The Hawks came out of the gates slowly for the second consecutive year, before eventually recovering to the .500 mark (30-30) on March 10.

The highlight of the season was Lenny Wilkens' pursuit of Red Auerbach's all-time NBA wins mark of 939.

After trying unsuccessfully three times to deliver the record breaking win, the stage was set for a home game against Washington on January 6. Behind 23 points from Ken Norman, Atlanta pulled away early, eventually winning 112-90.

Going into the playoffs, Atlanta was playing their best ball of the season, getting solid contributions all around.

Unfortunately for the Hawks, their first round opponent was the Central Division champion (and Atlanta arch-rival) Indiana Pacers, a tough, veteran club as well. The Pacers were on top of their game and swept the Hawks, 3-0.

Going into the 1995-96 season, the Hawks hoped to return to the upper echelon of the Eastern Conference as their nucleus continued to grow stronger with experience. Atlanta felt they had the right mix to contend again immediately.

The season turned for the better on the night of January 7, as the team was stranded in New Jersey, due to the Blizzard of '96. After having a contest with the Nets postponed, the Hawks came home and reeled off 10 consecutive wins.

As the Hawks rolled toward the playoffs, the team hit a couple of bumps, losing three straight home games at one point in the final month of the season. But a win at Miami on the last day of the season sealed the sixth playoff spot for the Hawks, where they would face the Pacers for the third consecutive year.

When Reggie Miller's three-point attempt at the final buzzer rimmed out, the Hawks had prevailed in an exciting five-game series.

Although the Hawks fell to the Orlando Magic in the second round of the playoffs in five games (4-1), they didn't go down without a fight.

The acquisition of Dikembe Mutombo in 1996 gave Atlanta the big defensive presence in the middle they lacked since "Tree" Rollins. Mutombo's combination of shot blocking and rebounding ability is unparalleled in the NBA.

As the 1996-97 season began, the Hawks featured four All-Star caliber players and Dream Team III head coach Lenny Wilkens at the helm.

The addition of Mutombo, along with the movement of Laettner to his natural position, helped lead Atlanta to 56 wins (one off the franchise record), including a 20-game home winning streak and a franchise-tying 36 home wins.

Over the first two months of the season, the Hawks went 16-11, setting the stage for a record January. Atlanta went 14-2 that month, the most wins in a single month in franchise history. The Hawks reeled off 10 straight wins, equalling the fourth-best win streak in Atlanta history.

The Hawks pulled out a 3-2 win in the first round of the playoffs against the Pistons, setting the stage for a showdown with the Bulls.

After almost pulling out game one in Chicago, the Hawks did the unthinkable, winning at the United Center, and becoming the first team to win a road playoff game there since 1995. But the Bulls reeled off the next three games to win the series.

Mookie Blaylock turned in another solid season, leading the NBA in steals (2.7) for the first time, while Mutombo finished second in the league in blocked shots (3.3) and rebounding (11.6).

The Hawks pulled out a 3-2 win in the first round of the playoffs against the Pistons.

After almost pulling out game one of Round Two in Chicago, the Hawks did the unthinkable, winning at the United Center, and becoming the first team to win a road playoff game there since 1995. But the Bulls reeled off the next three games to win the series.

The Hawks success brought individual honors to a couple of players as Mutombo took home the NBA's Defensive Player of the Year Award and a first-team All-Defensive honor. Blaylock also received consideration for the All-Defensive team, garnering second team honors.

The start of the 1997-98 season brought an unparalleled level of excitement over the city. The Hawks began the season with a franchise record 11-game winning streak, tying the fifth-best start in NBA history.

The rest of the season didn't live up to the first month's promise, however, as Atlanta posted a 5-8 mark in December followed by a 9-8 January, which led to a 29-20 mark after the All-Star break.

## THE HISTORY OF THE HAWKS, CONT.

After finishing fifth overall in the conference, the Hawks solidified a first-round playoff matchup with the Charlotte Hornets, a team Atlanta had swept, 4-0, during the regular season.

The playoffs didn't hold true to form, as the Hornets surprised the Hawks, winning the series, 3-1, and moving on to face eventual champion Chicago in the second round.

Alan Henderson was named as the league's Most Improved Player after posting career-highs in points (14.3), rebounds (6.4), assists (1.1), shooting percentage (.485) and free throw percentage (.652).

The 1998-99 season was memorable for many reasons. A season cut short by the NBA's first work stoppage (lockout), Atlanta put together a 31-19 mark, just two games off the best mark in the Eastern Conference.

The Hawks finished up 2-1 in May, and headed into the playoffs with the fourth seed.

The playoffs also proved to be a make-or-break proposition, as Atlanta took a 3-2 first round win over Detroit, but followed it with a difficult 4-0 second round loss to eventual Eastern Conference finalist New York.

The 1999 offseason was one of great transition, as the Hawks traded the longtime backcourt tandem of Mookie Blaylock and Steve Smith.

As the team moved into their new home, Philips Arena, the youthful and athletic direction of the team proved to be exciting.

The 1999-2000 saw the opening of the state-of-the-art Philips Arena, where the Hawks recorded a 21-20 mark on the campaign. Early on, after pulling even at a 9-9 mark, the Hawks went just 19-45 the remainder of the season.

Rookie Jason Terry brought hope for the future, as the 10th overall pick was named to the NBA's All-Rookie second team.

Dikembe Mutombo was once again named to the Eastern Conference All-Star team and won the NBA rebounding title for the first time in his career. He also finished second in blocked shots and field goal percentage.

Following the season, head coach Lenny Wilkens elected to resign his position, setting the stage for the Lon Kruger era. Kruger, who spent 18 years as a college coach at Pan American, Kansas State, Florida and Illinois looked to duplicate his success on the pro level.

While 2000-01 was not a successful season from a won-loss standpoint, a strong foundation was laid, and the subsequent offseason provided an excitement level unmatched in recent years.

Despite being on the losing end of the most contests in franchise history (57), Lon Kruger's group showed outstanding effort on a nightly basis and the team's attitude did not go unnoticed.

Jason Terry avoided the sophomore jinx in a big way leading the team with 19.7 ppg, the highest by a Hawk since Steve Smith's 20.1 output in 1997-98.

A mid-season trade changed the look of the team's future, as center Dikembe Mutombo was traded to the Philadelphia 76ers for three talents — Theo Ratliff, Toni Kukoc and Nazr Mohammed.

Ratliff was named the Eastern Conference's starting center in the 2001 NBA All-Star Game, but was unable to play due to a fractured wrist. That injury also pushed his Hawks debut back to the 2001-02 season.

Three-time NBA champ Kukoc and the unheralded Mohammed both made major contributions, with Mohammed playing so well he was re-signed in the offseason.

The draft day acquisition of the Grizzlies' Shareef-Abdur Rahim provided a tremendous amount of buzz around the league, as the experienced, yet young 2000 U.S. Olympian will now lead his hometown team.

Injuries became a major story of 2001-02, as the Hawks lost an NBA-high 319 games due to injury/illness.

While there were some terrific individual performances — Shareef Abdur Rahim's All-Star appearance, 50-point game and all-around consistent play — the loss of Theo Ratliff for 79 of the season's 82 games proved too much to overcome in a 33-49 campaign.

Jason Terry also shined, averaging 19.3 ppg (his second straight season over 19 ppg), while the exciting DerMarr Johnson showed significant development over his rookie season.

The Hawks delivered a solid performance over the second half of the season, going 17-16 following the All-Star break (after a 16-33 first half).

Ira Newble, signed in mid-January, brought a toughness and defensive presence to the club, starting 35 of 42 games in which he played.

The summer of 2002 saw another draft night trade, as the Hawks acquired Gonzaga point guard Dan Dickau from the Sacramento Kings in exchange for a future first round pick. In the second round, Atlanta selected Australian David Andersen (37th overall).

An early August trade added All-Star forward Glenn Robinson to the Hawks roster, bringing one of the league's best mid-range shooters and scorers to the Atlanta roster.

There were very high expectations entering the 2002-03 season.

After a 6-4 start through 10 games, the Hawks dropped 12 of 17, costing head coach Lon Kruger his

## THE HISTORY OF THE HAWKS, CONT.

job. Assistant coach Terry Stotts replaced Kruger and had a rough start as well, going 3-11.

But the Hawks showed signs of life in mid-January, and really began playing solidly following the All-Star break.

Speaking of All-Star, the 2003 classic, held at Philips Arena, was certainly a highlight for the franchise and the city, as the first-ever double overtime All-Star game ended with a 155-145 West win. Kevin Garnett (37 points) secured MVP honors in Michael Jordan's final All-Star appearance.

Atlanta produced a 16-17 mark following the break, and posted a 6-2 mark in April. Glenn Robinson, Shareef Abdur-Rahim and Jason Terry combined to average 57.9 ppg, becoming the highest-scoring trio in the league on the season. Additionally, center Theo Ratliff returned to All-Star form in the season's second half.

After the first part of the 2003-04 season didn't go as planned, General Manager Billy Knight decided major changes had to be made for the franchise to move forward. His vision included adding young, versatile and athletic players, and taking no shortcuts to build a long-term winner.

Over a 10-day span in February, Knight pulled off three major trades, leaving the Hawks with massive salary cap room for the summer of 2004.

In another move that changed the shape of the franchise, the Hawks were sold to a nine-man ownership group led by businessmen Bruce Levenson and Michael Gearon on March 31, 2004.

On the court, Stephen Jackson had a breakout season, while rookies Boris Diaw and Travis Hansen showed signs of things to come.

Leading into 2004-05, the Hawks made several roster moves, including the acquisitions of veterans Al Harrington, Antoine Walker, Tony Delk, Peja Stojakovic and Kenny Anderson, and the return of former Hawks Kevin Willis and Jon Barry. Additionally, the team stocked up with four draft picks — Josh Childress (sixth overall), Josh Smith (17th), Donta Smith (34th) and Royal Ivey (37th).

By the time the smoke cleared, only two players remained on the roster (Chris Crawford and Boris Diaw) from the start of the previous season.

The season was a frustrating one in some ways (with a 13-69 finish), but also led to opportunities for the team's young nucleus to get significant playing time as the season went along.

Childress and Smith especially made progress, with both earning NBA second-team All-Rookie honors after solid rookie campaigns.

The high-flying Smith captured the imagination of the entire league on All-Star Weekend in Denver, single-handedly rejuvenating the Slam Dunk Contest in the process. The 19-year-old rookie put together four devastating dunks (three earned perfect 50's) en route to earning the title.

In the 2005-06 campaign, the young Hawks showed significant progress, both individually and team-wise. The addition of the multi-talented Joe Johnson was a huge step for the franchise, as was the drafting of Marvin Williams (2nd overall) and Salim Stoudamire (31st overall).

After a blockbuster trade to acquire him prior to the season, Johnson was everything the team expected and more, coming up with four 40+ point games, the most since Dominique Wilkins' eight in 1992-93, leading the team in several offensive categories, breaking the franchise's single-season record for minutes played and earning a spot on the prestigious USA Senior National Team program.

Another offseason acquisition, restricted free agent signee Zaza Pachulia, proved to be a great find in the pivot. Second-year man Josh Smith came on especially strong after the All-Star break, and finished second in the NBA in total blocks. Williams and Stoudamire showed promise as well, the former improving his scoring and rebounding every month.

The club went 26-56, doubling the previous season's win total, improving more than all but two teams in the league. With the club believed to be the youngest in NBA history (avg. age — 23), the sky seems to be the limit.

In September of 2006, the franchise (and fans around the world) celebrated the induction of legend Dominique Wilkins into the Naismith Basketball Hall of Fame, as he took his rightful place among the immortals of the sport.

The 2006-07 campaign saw continued growth of the team's exciting young core, despite a devastating rash of injuries. Four of the team's top seven players missed 20 or more games, and Atlanta only had six games with all top seven players healthy.

Joe Johnson stepped up as one of the elite players in the league, ranking ninth in the NBA in scoring (25.0), while earning the team's first All-Star berth since 2002. Johnson missed the first games of his six-year career due to injury (missing 25 total), yet recorded 19 30-point games, and set a franchise record by beginning the season with seven consecutive games scoring 25 or more.

Josh Smith was outstanding as well, placing second in the league in blocks (207), in the process of becoming the youngest player in NBA history (21 years, 88 days) to reach the 500-block milestone. But his all-around game began to catch up as well, as he was one of just three men in the league to rank in the top 20 in blocks, steals and rebounds.

## THE HISTORY OF THE HAWKS, CONT.

Still the youngest team in the NBA, Atlanta saw its win total improve for the third straight season (Hawks finished 30-52), as all five of the team's top players (Johnson, Smith, Josh Childress, Marvin Williams and Zaza Pachulia) finished with career-high scoring numbers.

The Hawks' patience over the last several years paid off in the 2007-08 season. After recording a 37-45 mark and reaching postseason play for the first time since 1999, Atlanta took the NBA's top regular season team and eventual champion (Boston) to seven games, before falling 4-3 in the thrilling first round series. The home contests (all Hawks wins) in particular generated tremendous support from the Philips Arena faithful, and raised eyebrows around the NBA.

Veteran point guard Mike Bibby was added to the roster at the trade deadline, and the Hawks' picked it up offensively in the second half of the season, playing their way into the playoff picture.

Several Hawks players pushed their games to the next level — Joe Johnson earned his second straight All-Star berth, Josh Smith again finished second in the league in blocks (and placed sixth in Defensive Player of the Year voting), Al Horford was the only unanimous selection to the NBA All-Rookie team (finishing as the runner-up for Rookie of the Year) and Josh Childress was sixth in voting for the NBA's Sixth Man Award.

The momentum generated in the 2007-08 playoffs certainly carried over into the 2008-09 regular season, as Atlanta recorded its best (and first .500 or better) campaign in 10 years.

Sporting one of the league's best home records (31-10), the Hawks improved their overall mark for the fourth straight year, going 47-35, finishing second in the Southeast Division and fourth in the Eastern Conference.

Joe Johnson made the All-Star game for the third straight season, and hit the 10,000 career point plateau on Jan. 31.

Atlanta reached the Eastern Conference semifinals (also for the first time since 1999), as they took out Miami, 4-3 in the first round, before falling, 4-0, to Cleveland.

The still-young team looked to continue that momentum in 2009-10.

The 2009-10 campaign was notable for many reasons, not the least of which was the Hawks recording 53 wins, a superlative 34 home victories and once again advancing to the second round of the playoffs for the second straight season.

While much of the '08-'09 team returned for '09-'10, a new face provided a major difference off the bench. Veteran Jamal Crawford, who was acquired in the summer of 2009, eagerly accepted and thrived in his substitute role, earning NBA Sixth Man of the Year honors.

Joe Johnson was named an All-Star for the fourth straight season, and took home his first berth on the All-NBA team (third team). Josh Smith was runner-up to childhood friend Dwight Howard for Defensive Player of the Year honors, and made the NBA All-Defensive second team.

Second-year big man Al Horford earned his first All-Star berth, giving Atlanta two players in the game for the first time in 12 years.

After beating Milwaukee in the first round, the Hawks ran into a hot Orlando Magic squad in round two, suffering a 4-0 sweep in the Conference Semifinals for the second consecutive year.

Looking to take another step forward, the club installed longtime assistant coach Larry Drew as the club's new head coach, after 27 combined seasons in the NBA as a player and coach.

He led the club to a red-hot 6-0 start (the best by a first-year head coach in Atlanta history) and in the season's first half, the Hawks became a dangerous road team, while maintaining their home dominance. Atlanta enjoyed a 10-game home win streak, as well as a six-game road win streak, during the campaign.

After securing a playoff spot in early April, the Hawks rested most of their primary players, and finished off with a 44-38 mark, good for fifth in the East, earning a rematch with Orlando in the first round of the 2011 NBA Playoffs.

After taking the series opener in a hostile environment in Orlando, the Hawks controlled most of the games, earning a 4-2 series win, and a measure of sweet revenge from the embarrassing loss in the '10 Playoffs.

But Atlanta couldn't get past the NBA's best team during the regular season, the Chicago Bulls, in the Eastern Conference Semifinals. Tied at two games each, and holding a lead in the fourth quarter of game five, the Hawks couldn't hang on. After losing the fifth game, Atlanta came home and fell in game six.

But progress was certainly made, as the Hawks played their best basketball during the postseason.

The 2011-12 regular season was notable for several reasons. Shortened to 66-games by a work stoppage, the campaign tipped off on December 27 as the Hawks played nine games in the first 12 days.

Despite a number of major injuries to key players (including the loss of All-Pro center Al Horford for the remainder of the season after just 11 games), the Hawks persevered through the sprint, ending the season taking five-of-the-last-six to finish the season at 40-26, an equivalent to a 50-win season during a regular 82-game campaign.

In fact, Atlanta finished with the fourth-best record in the East, taking home court advantage in the first round against Atlantic Division champion and longtime nemesis Boston.

## THE HISTORY OF THE HAWKS, CONT.

After the Hawks took game one of the series, the veteran Celtics bounced back to win three-in-a-row. After Atlanta trimmed the deficit to 3-2, they went to TD Garden and nearly pulled out a game six victory to extend the season. But some bad breaks down the stretch cost them, and the Hawks fell to the Celtics, 4-2.

Despite not reaching the second round of the Playoffs for the first time in four years, Atlanta had a lot to be proud of -- overcoming the injuries and rugged schedule to take 40 regular season wins, and taking a tough Celtics bunch to the wire.

Entering 2012-13, the Hawks' roster had a different look than the one that finished the prior season, as veterans Joe Johnson (Brooklyn) and Marvin Williams (Utah) were dealt in the offseason. But with the returning trio of Al Horford, Josh Smith and Jeff Teague, plus a collection of outside shooting threats, Atlanta looked to make postseason for the sixth straight year.

In an excellent position for much of the year, Atlanta finished up second in the Southeast Division and sixth in the East with a 44-38 mark, setting up a first-round matchup with the physical Indiana Pacers. Trailing 2-0 after tough losses in Indy, Atlanta roared back with two solid home wins behind revved up crowds at Philips Arena. After dropping Game 5 at Indiana, Atlanta trailed late in Game 6 but fought back again, only to fall short and lose the series.

Injuries were again a story, as key rotation players Lou Williams (14.1 points per game in 39 contests before tearing his right ACL) and Zaza Pachulia (5.9 points and 6.5 rebounds in 52 games prior to suffering an Achilles injury) missed extended portions of the season, including the playoff series.

The summer of 2013 saw even more changes as Mike Budenholzer became the franchise's 12th full-time head coach.

The Hawks opened the season incorporating many new faces and held their ground, carrying a 16-13 mark after a double-overtime win in Cleveland on 12/26. Unfortunately that would be the final game of the season for two-time All-Star Al Horford, who tore his right pectoral muscle two years after tearing his left.

Atlanta was able to maintain, reaching a 25-25 mark through 50 games, but a multitude of other injuries to key players began to take their toll.

The Hawks had a rough February and early March, but from March 10 on recorded a 12-9 mark to secure a playoff berth, the franchise's seventh in a row, the longest active streak in the Eastern Conference. Atlanta finished the regular season at 38-44.

Atlanta almost pulled a major first-round upset, losing to the top-seeded Indiana Pacers in a hard-fought and competitive seven-game series. The Hawks led 2-1 and 3-2 during the course of the series but couldn't close out the favored Pacers.

Among many impressive performances was the first All-Star season of Paul Millsap's eight-year career. An offseason signee as an unrestricted free agent, Millsap was outstanding and became a focal point of Atlanta's offensive attack.

Jeff Teague, Kyle Korver and DeMarre Carroll also enjoyed solid seasons, second-year men Mike Scott and Shelvin Mack made tremendous strides in becoming every day contributors and rookie Pero Antic (named to the Rookie-Sophomore game) along with veteran Elton Brand provided help in the post in Horford's absence.

Korver set an NBA record, making a three-pointer in 90 straight games, set on 12/6/13 vs. Cleveland (the mark eventually reached 127 consecutive).

The 2014-15 season was a season of firsts and milestones for the Hawks franchise, centered on a franchise-best 19-game win streak, a team-best 60 wins, and multiple honors along the way.

After a 7-6 start, Atlanta won nine-in-a-row before losing on a buzzer-beater at Orlando on 12/13. After a 5-1 stretch ended with a 107-77 home loss to the Bucks, Atlanta reeled off 19 consecutive wins to push their record to 40-8. Overall, the Hawks won 33-of-35 at one point.

By mid-season, Atlanta had the best record in the Conference, the All-Star head coach in Mike Budenholzer and four Eastern Conference All-Stars (Al Horford, Kyle Korver, Paul Millsap and Jeff Teague) for the first time in club history.


Atlanta continued to roll en route to a 60-22 record, earning the top seed overall, and home court advantage until the NBA Finals, heading into the 2015 NBA Playoffs.

After a 4-2 first round series win over Brooklyn, the Hawks took down Washington in the Eastern Conference Semifinals, also 4-2. Atlanta won the clinching games of both rounds on the road.

For the first time in franchise history, the Hawks reached the Eastern Conference Finals, eventually falling short against the Cleveland Cavaliers.

Postseason brought more honors and memories, including Budenholzer taking home NBA Coach of the Year honors, the fourth Atlanta coach so honored.

## HAWKS RETIRED JERSEYS



Lou Hudson





Bob Pettit



Dominique Wilkins

Uniform Illustrations - Mitch Rood (Hudson/Pettit) / Jordan Shorthouse (Wilkins)

## HAWKS PRIMARY LOGOS

St. Louis Hawks  
pre-AtlantaAtlanta Hawks  
1969-70Atlanta Hawks  
1970-72Atlanta Hawks  
1972-1995Atlanta Hawks  
Primary Mark  
1995-2007Atlanta Hawks  
Secondary Mark  
2001-2007Atlanta Hawks  
Primary Mark  
2007-Atlanta Hawks  
Secondary Mark  
2007-2014Atlanta Hawks  
Secondary Mark 2014  
Primary Partial Mark 2015-Atlanta Hawks  
Primary Mark  
2015-Atlanta Hawks  
Secondary Mark  
2015-

Honorary Banner

## HAWKS INDIVIDUAL HONORS \* MVP of All-Star game

### NBA COACH OF THE YEAR

2004-15	Mike Budenholzer
1993-94	Lenny Wilkens
1985-86	Michael Fratello
1977-78	Hubie Brown
1967-68	Richie Guerin
1962-63	Harry Gallatin

### NBA MVP'S

1958-59	Bob Pettit
1955-56	Bob Pettit

### DEFENSIVE PLAYER OF THE YEAR

1997-98	Dikembe Mutombo
1996-97	Dikembe Mutombo

### ROOKIE OF THE YEAR

1954-55	Bob Pettit
---------	------------

### ALL-NBA SELECTIONS

2010-11	Al Horford (3rd)
2009-10	Joe Johnson (3rd)
1997-98	Dikembe Mutombo (3rd)
1992-93	Dominique Wilkins (2nd)
1991-92	Kevin Willis (3rd)
1990-91	Dominique Wilkins (2nd)
1988-89	Dominique Wilkins (3rd)
1987-88	Dominique Wilkins (2nd)
1986-87	Dominique Wilkins (2nd)
1985-86	Dominique Wilkins (1st)
1979-80	Dan Roundfield (2nd)
1972-73	Pete Maravich (2nd)
1969-70	Lou Hudson (2nd)
1968-69	Bill Bridges (2nd)
1964-65	Bob Pettit (2nd)
1963-64	Bob Pettit (1st)
1962-63	Bob Pettit (1st)
1961-62	Bob Pettit (1st)
1960-61	Bob Pettit (1st)
1959-60	Bob Pettit (1st)
1958-59	Cliff Hagan (2nd)
	Slater Martin (2nd)
	Bob Pettit (1st)

### ALL-DEFENSIVE SELECTIONS

2009-10	Josh Smith (2nd)
1998-99	Dikembe Mutombo (2nd)
	Mookie Blaylock (2nd)
1997-98	Dikembe Mutombo (1st)
1996-97	Dikembe Mutombo (1st)
	Mookie Blaylock (2nd)
1995-96	Mookie Blaylock (2nd)
1994-95	Mookie Blaylock (1st)
1993-94	Mookie Blaylock (1st)
1983-84	Wayne Rollins (1st)
	Dan Roundfield (2nd)
1982-83	Dan Roundfield (1st)
	Wayne Rollins (2nd)
1981-82	Dan Roundfield (1st)
1980-81	Dan Roundfield (2nd)
1979-80	Dan Roundfield (1st)
	Eddie Johnson (2nd)
1978-79	Eddie Johnson (2nd)
1969-70	Joe Caldwell (2nd)
1968-69	Bill Bridges (2nd)
1957-58	Cliff Hagan (2nd)
	Slater Martin (2nd)
	Bob Pettit (1st)
1956-57	Slater Martin (2nd)
	Bob Pettit (1st)
1955-56	Bob Pettit (1st)
1954-55	Bob Pettit (1st)
1953-54	Bob Pettit (1st)
1950-51	Frank Brian (2nd)

### ALL-ROOKIE TEAM SELECTIONS

2007-08	Al Horford (1st, unanimous selection)
2005-06	Marvin Williams (2nd)
2004-05	Josh Childress (2nd) and Josh Smith (2nd)
1999-00	Jason Terry (2nd)
1991-92	Stacey Augmon (1st)
1982-83	Dominique Wilkins
1974-75	John Drew
1973-74	John Brown

### ALL ROOKIE TEAM SELECTIONS, cont'd

1970-71	Pete Maravich
1966-67	Lou Hudson

### IN ALL-STAR GAMES

2014	Al Horford, Kyle Korver, Paul Millsap, Jeff Teague
	Mike Budenholzer (Coach)
2014	Paul Millsap
2012	Joe Johnson (DNP - Injured)
2011	Al Horford, Joe Johnson
2010	Al Horford, Joe Johnson
2009	Joe Johnson
2008	Joe Johnson
2007	Joe Johnson
2002	Shareef Abdur-Rahim
2001	Dikembe Mutombo
2000	Dikembe Mutombo
1998	Dikembe Mutombo
	Steve Smith
1997	Christian Laettner
	Dikembe Mutombo
1994	Dominique Wilkins
	Mookie Blaylock
	Lenny Wilkens (Coach)
1993	Dominique Wilkins
1992	Dominique Wilkins
	Kevin Willis
1991	Dominique Wilkins
1990	Dominique Wilkins
1989	Dominique Wilkins
	Moses Malone
1988	Dominique Wilkins, Glenn Rivers
	Michael Fratello (Coach)
1987	Dominique Wilkins
1986	Dominique Wilkins
1982	Dan Roundfield
1981	Dan Roundfield, Eddie Johnson
1980	John Drew, Eddie Johnson
	Dan Roundfield
1976	John Drew
1974	Lou Hudson, Pete Maravich
1973	Lou Hudson
1972	Lou Hudson
1971	Lou Hudson
1970	Bill Bridges, Joe Caldwell
	Lou Hudson
1969	Joe Caldwell, Lou Hudson
1968	Zelmo Beaty
	Lenny Wilkens, Bill Bridges
1967	Lenny Wilkens, Bill Bridges
1966	Zelmo Beaty
1965	Bob Pettit, Lenny Wilkens
1964	Bob Pettit, Lenny Wilkens
1963	Bob Pettit, Lenny Wilkens
1962	* Bob Pettit, Cliff Hagan
1961	Bob Pettit, Cliff Hagan
	Clyde Lovellette
1960	Bob Pettit, Cliff Hagan
	Clyde Lovellette
1959	* Bob Pettit, Cliff Hagan
	Slater Martin
1958	* Bob Pettit, Cliff Hagan
	Slater Martin
1957	Bob Pettit, Slater Martin
	Ed Macauley
1956	* Bob Pettit, Bob Harrison
1955	Bob Pettit, Frank Selvy
1954	Mel Hutchins, Don Sunderlage
1953	Mel Hutchins
1952	Dike Eddleman
1951	Dike Eddleman

### IN ALL-STAR WEEKEND EVENTS

#### SLAM DUNK COMPETITION

1984	Dominique Wilkins
1985	Dominique Wilkins (winner)
1986	Dominique Wilkins and Spud Webb (winner)
1988	Dominique Wilkins
1989	Spud Webb
1990	Dominique Wilkins (winner) and Kenny Smith
1992	Stacey Augmon
2005	Josh Smith (winner)
2006	Josh Smith

#### ROOKIE-SOPHOMORE GAME

1996	Alan Henderson
2001	Jason Terry
2005	Josh Smith
2008	Al Horford
2009	Al Horford
2014	Pero Antic (selected but unable to play due to injury)
2015	Dennis Schröder, Kenny Atkinson (Coach)

#### THREE-POINT SHOOTOUT

2009	Mike Bibby
2015	Kyle Korver

## HAWKS NBA WEEKLY/MONTHLY HONORS

### NBA PLAYER OF THE WEEK

Week Ending	Player
12/16/78	Dan Roundfield
12/14/80	Dan Roundfield
11/22/81	Dan Roundfield
2/21/82	Eddie Johnson
4/7/83	Mike Glenn
12/25/83	Dan Roundfield
4/15/84	Dominique Wilkins
2/3/85	Dominique Wilkins
12/29/85	Dominique Wilkins
4/13/86	Dominique Wilkins
12/14/86	Dominique Wilkins
12/27/87	Dominique Wilkins
1/17/88	Dominique Wilkins
2/14/88	Dominique Wilkins
1/6/91	Dominique Wilkins
11/24/91	Kevin Willis
3/27/94	Kevin Willis
12/1/96	Dikembe Mutombo
11/9/97	Dikembe Mutombo
1/11/98	Steve Smith
1/30/99	Dikembe Mutombo
1/31/00	Dikembe Mutombo

### EASTERN CONFERENCE PLAYER OF THE WEEK

Week Ending	Player
11/25/01	Shareef Abdur-Rahim
11/3/02	Glenn Robinson
12/19/05	Joe Johnson
11/12/06	Joe Johnson
12/9/07	Josh Smith
12/23/07	Joe Johnson
4/6/08	Joe Johnson
11/9/09	Joe Johnson
3/26/12	Joe Johnson
11/26/12	Al Horford
12/10/12	Josh Smith
1/27/14	Paul Millsap
4/14/14	Jeff Teague
12/21/14	Al Horford
1/4/15	Jeff Teague
1/18/15	Al Horford

### NBA PLAYER OF THE MONTH

Month	Player
January, 1986	Dominique Wilkins
February, 1991	Dominique Wilkins
February, 1993	Dominique Wilkins

### EASTERN CONFERENCE PLAYER OF THE MONTH

Month	Player
March, 2008	Joe Johnson
January, 2015	DeMarre Carroll, Al Horford, Kyle Korver, Paul Millsap, Jeff Teague

### NBA COACH OF THE MONTH

Month	Coach
January, 1986	Mike Fratello
December, 1990	Bob Weiss
March, 1993	Bob Weiss
November, 1997	Lenny Wilkens

### EASTERN CONFERENCE COACH OF THE MONTH

Month	Coach
December, 2012	Larry Drew
December, 2014	Mike Budenholzer
January, 2015	Mike Budenholzer



## JASON COLLIER MEMORIAL TROPHY

The Jason Collier Memorial Trophy, named after the late Hawks center who passed away on October 15, 2005, is presented annually to the individual who best exemplifies the characteristics Collier displayed off the court as a community ambassador.

2005-06: Josh Childress  
2006-07: Josh Childress  
2007-08: Marvin Williams  
2008-09: Al Horford  
2009-10: Josh Smith  
2010-11: Marvin Williams  
2011-12: Zaza Pachulia  
2012-13: Devin Harris  
2013-14: Kyle Korver  
2014-15: DeMarre Carroll



2014-15 Jason Collier Memorial Trophy winner DeMarre Carroll



PLAYOFFS



**32** Mike  
SCOTT

## ALL-TIME PLAYOFF RESULTS

Year	First Round	Quarter-Finals	Semi-Finals	Finals	Totals
1950	—	—	Anderson	1-2	1-2
1956	@ Minneapolis	0-1	Minneapolis	2-1	2-3
1956	* Ft. Wayne	1-0	—	—	3-0
1957	* Minneapolis	1-0	—	—	3-4
1958	—	—	Detroit	4-1	8-3
1959	—	—	Minneapolis	2-4	2-4
1960	—	—	Minneapolis	4-3	7-7
1961	—	—	Los Angeles	4-3	5-7
1963	—	Detroit	3-1	Los Angeles	3-4
1964	—	Los Angeles	3-2	San Francisco	3-4
1965	—	Baltimore	1-3	—	1-3
1966	—	Baltimore	3-0	Los Angeles	3-4
1967	—	Chicago	3-0	San Francisco	2-4
1968	—	San Francisco	2-4	—	5-4
1969	—	San Diego	4-2	Los Angeles	1-4
1970	—	Chicago	4-1	Los Angeles	0-4
1971	—	New York	1-4	—	4-5
1972	—	Boston	2-4	—	1-4
1973	—	Boston	2-4	—	2-4
1978	Washington	0-2	—	—	0-2
1979	Houston	2-0	Washington	3-4	—
1980	—	Philadelphia	1-4	—	5-4
1982	Philadelphia	0-2	—	—	1-4
1983	Boston	1-2	—	—	0-2
1984	Milwaukee	2-3	—	—	1-2
1986	Detroit	3-1	Boston	1-4	2-3
1987	Indiana	3-1	Detroit	1-4	4-5
1988	Milwaukee	3-2	Boston	3-4	4-5
1989	Milwaukee	2-3	—	—	6-6
1991	Detroit	2-3	—	—	2-3
1993	Chicago	0-3	—	—	0-3
1994	Miami	3-2	—	—	5-6
1995	Indiana	0-3	Indiana	2-4	0-3
1996	Indiana	3-2	Orlando	1-4	4-6
1997	Detroit	3-2	Chicago	1-4	4-6
1998	Charlotte	1-3	—	—	1-3
1999	Detroit	3-2	New York	0-4	3-6
2008	Boston	3-4	—	—	3-4
2009	Miami	4-3	Cleveland	0-4	4-7
2010	Milwaukee	4-3	Orlando	0-4	4-7
2011	Orlando	4-2	Chicago	2-4	6-6
2012	Boston	2-4	—	—	2-4
2013	Indiana	2-4	—	—	2-4
2014	Indiana	3-4	—	—	3-4
2015	Brooklyn	4-2	Washington	4-2	8-8
TOTALS	59-63	49-76	32-44	11-14	151-197

@ Western Division: 2nd Place Game \* Western Division tiebreakers

## HAWKS PLAYOFF SCORES

## TRI - CITIES HAWKS (1 - 2)

1949-50 (1-2)	
Western Division Semifinals (1-2)	
March 21.....W.....Tri-Cities 77 at Anderson 89 (-12)	
March 23.....W.....Anderson 75 at Tri-Cities 76 (+1)	
March 24.....L.....Tri-Cities 71 at Anderson 94 (-23)	

## ST. LOUIS HAWKS (60 - 56)

1955-56 (4-5)	
March 16 (Western Div. Second Place Game) Mpls 103 at St. Louis 97 (-6)	
Western Division Semifinals (2-1)	
March 17.....W.....Minneapolis 115 at St. Louis 116 (+1)	
March 19.....L.....St. Louis 75 at Minneapolis 133 (-58)	
March 21.....W.....St. Louis 116 at Minneapolis 115 (+1)	

Western Division Finals (2-3)	
March 22.....W.....St. Louis 86 at Ft. Wayne 85 (+1)	
March 24.....W.....Ft. Wayne 74 at St. Louis 84 (+10)	
March 26.....L.....St. Louis 84 at Ft. Wayne 107 (-23)	
March 27.....L.....Ft. Wayne 93 at St. Louis 84 (-9)	
March 29.....L.....St. Louis 97 at Ft. Wayne 102 (-5)	

1956-57 (8-4)	
Western Division Tiebreaker (2-0)	
March 14.....W.....Ft. Wayne 103 at St. Louis 115 (+12)	
March 16.....W.....Minneapolis 111 at St. Louis 114 (+3)	

Western Division Finals (3-0)	
March 21.....W.....Minneapolis 109 at St. Louis 118 (+9)	
March 24.....W.....Minneapolis 104 at St. Louis 106 (+2)	
March 25.....W.....St. Louis 143 at Minneapolis 135 (+8)	

World Championship Series (3-4)	
March 30.....W.....St. Louis 125 at Boston 123 (+2)	
March 31.....L.....St. Louis 99 at Boston 119 (-20)	
April 6.....W.....Boston 98 at St. Louis 100 (+2)	
April 7.....L.....Boston 123 at St. Louis 118 (-5)	
April 9.....L.....St. Louis 109 at Boston 124 (-15)	
April 11.....W.....Boston 94 at St. Louis 96 (+2)	
April 13.....L.....St. Louis 123 at Boston 125 (-2)	

## 1957-58 (8-3)

Western Division Finals (4-1)	
March 19.....W.....Detroit 111 at St. Louis 114 (+3)	
March 22.....W.....St. Louis 99 at Detroit 96 (+3)	
March 23.....L.....Detroit 109 at St. Louis 89 (-20)	
March 25.....W.....St. Louis 145 at Detroit 101 (+44)	
March 27.....W.....Detroit 96 at St. Louis 120 (-24)	

World Championship Series (4-2)	
March 29.....W.....St. Louis 104 at Boston 102 (+2)	
March 30.....L.....St. Louis 112 at Boston 136 (-24)	
April 2.....W.....Boston 108 at St. Louis 111 (+3)	
April 5.....L.....Boston 109 at St. Louis 98 (-11)	
April 9.....W.....St. Louis 102 at Boston 100 (+2)	
April 12.....W.....Boston 109 at St. Louis 110 (+1)	

1958-59 (2-4)	
Western Division Finals (2-4)	
March 21.....W.....Minneapolis 90 at St. Louis 124 (+34)	
March 22.....L.....St. Louis 98 at Minneapolis 106 (-8)	
March 24.....W.....Minneapolis 97 at St. Louis 127 (+30)	
March 26.....L.....St. Louis 98 at Minneapolis 108 (-10)	
March 28.....L.....Minneapolis 98 at St. Louis 97 (-1)	
March 29.....L.....St. Louis 104 at Minneapolis 106 (-2)	

## 1959-60 (7-7)

Western Division Finals (4-3)	
March 16.....W.....Minneapolis 99 at St. Louis 112 (+13)	
March 17.....L.....Minneapolis 120 at St. Louis 113 (-7)	
March 19.....W.....St. Louis 93 at Minneapolis 89 (-4)	
March 20.....L.....St. Louis 101 at Minneapolis 103 (-2)	
March 22.....L.....Minneapolis 117 at St. Louis 110 (-7)	
March 24.....W.....St. Louis 117 at Minneapolis 96 (-21)	
March 26.....W.....Minneapolis 86 at St. Louis 97 (-11)	

World Championship Series (3-4)	
March 27.....L.....St. Louis 122 at Boston 140 (-18)	
March 29.....W.....St. Louis 113 at Boston 103 (+10)	
April 2.....L.....Boston 102 at St. Louis 96 (-16)	
April 3.....W.....Boston 96 at St. Louis 106 (+10)	
April 5.....L.....St. Louis 102 at Boston 127 (-25)	
April 7.....W.....Boston 102 at St. Louis 105 (+3)	
April 9.....L.....St. Louis 103 at Boston 122 (-19)	

## HAWKS PLAYOFF SCORES, CONT.

## 1960-61 (5-7)

Western Division Finals (4-3)	
March 21.....L.....Los Angeles 122 at St. Louis 118 (-4)	
March 22.....W.....Los Angeles 106 at St. Louis 121 (+15)	
March 24.....L.....St. Louis 112 at Los Angeles 118 (-6)	
March 25.....W.....St. Louis 118 at Los Angeles 117 (+1)	
March 27.....L.....Los Angeles 121 at St. Louis 112 (-9)	
March 29.....W.....St. Louis 114 at Los Angeles 113 (+1)	
April 1.....W.....Los Angeles 103 at St. Louis 105 (+2)	

## World Championship Series (1-4)

April 2.....L.....St. Louis 95 at Boston 129 (-34)	
April 5.....L.....St. Louis 106 at Boston 116 (+3)	
April 8.....W.....Boston 120 at St. Louis 124 (+4)	
April 9.....L.....Boston 119 at St. Louis 104 (-15)	
April 11.....L.....St. Louis 112 at Boston 121 (-9)	

## 1962-63 (6-5)

Western Division Semifinals (3-1)	
March 20.....W.....Detroit 99 at St. Louis 118 (+19)	
March 22.....W.....Detroit 108 at St. Louis 122 (+14)	
March 24.....L.....St. Louis 103 at Detroit 107 (-7)	
March 26.....W.....St. Louis 104 at Detroit 100 (+4)	

## Western Division Finals (3-4)

March 31.....L.....St. Louis 104 at Los Angeles 112 (-8)	
April 2.....L.....St. Louis 99 at Los Angeles 101 (-2)	
April 5.....L.....Los Angeles 112 at St. Louis 125 (+13)	
April 6.....W.....Los Angeles 114 at St. Louis 124 (+10)	
April 7.....L.....St. Louis 100 at Los Angeles 123 (-23)	
April 9.....W.....Los Angeles 113 at St. Louis 121 (+8)	
April 11.....L.....St. Louis 100 at Los Angeles 115 (-15)	

## 1963-64 (6-6)

Western Division Semifinals (3-2)	
March 21.....W.....Los Angeles 104 at St. Louis 115 (+11)	
March 22.....W.....St. Louis 105 at Los Angeles 107 (-2)	
March 25.....L.....St. Louis 88 at Los Angeles 97 (-9)	
March 30.....W.....Los Angeles 108 at St. Louis 121 (+13)	

## Western Division Finals (3-4)

April 1.....W.....St. Louis 116 at San Francisco 111 (+5)	
April 3.....L.....St. Louis 85 at San Francisco 120 (-35)	
April 5.....W.....San Francisco 109 at St. Louis 113 (+4)	
April 8.....L.....San Francisco 111 at St. Louis 109 (-2)	
April 10.....L.....St. Louis 97 at San Francisco 121 (-24)	
April 12.....W.....San Francisco 95 at St. Louis 123 (+28)	
April 16.....L.....St. Louis 95 at San Francisco 105 (-10)	

## 1964-65 (1-3)

Western Division Semifinals (1-3)	
March 24.....L.....Baltimore 109 at St. Louis 105 (-3)	
March 26.....W.....Baltimore 105 at St. Louis 129 (+24)	
March 27.....L.....St. Louis 99 at Baltimore 131 (-32)	
March 30.....L.....St. Louis 103 at Baltimore 109 (-6)	

## 1965-66 (6-4)

Western Division Semifinals (3-0)	
March 24.....W.....St. Louis 113 at Baltimore 111 (+2)	
March 27.....W.....St. Louis 105 at Baltimore 100 (+5)	
March 30.....W.....Baltimore 112 at St. Louis 121 (+9)	

## Western Division Finals (3-4)

April 1.....L.....St. Louis 106 at Los Angeles 129 (-23)	
April 3.....L.....St. Louis 116 at Los Angeles 125 (-9)	
April 6.....W.....Los Angeles 113 at St. Louis 120 (+7)	
April 9.....L.....Los Angeles 107 at St. Louis 95 (-12)	
April 10.....W.....St. Louis 112 at Los Angeles 100 (+12)	
April 13.....W.....Los Angeles 127 at St. Louis 131 (+4)	
April 15.....L.....St. Louis 121 at Los Angeles 130 (-9)	

## 1966-67 (5-4)

Western Division Semifinals (3-0)	
March 21.....W.....Chicago 100 at St. Louis 114 (+14)	
March 23.....W.....St. Louis 113 at Chicago 107 (+6)	
March 25.....W.....Chicago 106 at St. Louis 119 (+13)	

## Western Division Finals (2-4)

March 30.....L.....St. Louis 115 at San Francisco 117 (-2)	
April 1.....L.....St. Louis 136 at San Francisco 143 (-7)	
April 5.....W.....San Francisco 109 at St. Louis 115 (+6)	
April 8.....W.....San Francisco 104 at St. Louis 109 (+5)	
April 10.....L.....St. Louis 102 at San Francisco 123 (-21)	
April 12.....L.....San Francisco 112 at St. Louis 107 (-5)	

## 1967-68 (2-4)

Western Division Semifinals (2-4)	
March 22.....L.....San Francisco 111 at St. Louis 106 (-5)	
March 23.....W.....San Francisco 103 at St. Louis 111 (+8)	
March 26.....L.....St. Louis 109 at San Francisco 124 (-15)	
March 29.....L.....St. Louis 107 at San Francisco 108 (-1)	
March 31.....W.....San Francisco 103 at St. Louis 129 (+26)	
April 2.....L.....St. Louis 106 at San Francisco 111 (-5)	

## ATLANTA HAWKS (77 - 123)

March 27.....W.....San Diego 98 at Atlanta 107 (+9)	
March 29.....W.....San Diego 114 at Atlanta 116 (+2)	
April 1.....L.....Atlanta 97 at San Diego 104 (-7)	
April 4.....L.....Atlanta 112 at San Diego 114 (-2)	
April 6.....W.....San Diego 101 at Atlanta 112 (+1)	
April 7.....W.....Atlanta 108 at San Diego 106 (+2)	

## Western Division Finals (1-4)

April 11.....L.....Atlanta 93 at Los Angeles 95 (-2)	
April 13.....L.....Atlanta 102 at Los Angeles 94 (-1)	
April 15.....W.....Los Angeles 80 at Atlanta 99 (+19)	
April 17.....L.....Los Angeles 100 at Atlanta 95 (-15)	
April 20.....L.....Atlanta 96 at Los Angeles 104 (-8)	

## 1969-70 (4-5)

Western Division Semifinals (4-1)	
March 24.....W.....Chicago 111 at Atlanta 129 (+18)	
March 28.....W.....Chicago 104 at Atlanta 124 (+20)	
March 31.....W.....Atlanta 106 at Chicago 101 (+5)	
April 3.....L.....Atlanta 120 at Chicago 131 (-11)	
April 5.....W.....Chicago 107 at Atlanta 113 (+6)	

## Western Division Finals (0-4)

April 12.....L.....Los Angeles 119 at Atlanta 115 (-4)	
April 13.....L.....Los Angeles 105 at Atlanta 94 (-1)	
April 16.....L.....Atlanta 114 at Los Angeles 115 (-1)	
April 19.....L.....Atlanta 114 at Los Angeles 133 (-19)	

## 1970-71 (1-4)

Eastern Conference Semifinals (1-4)	
March 25.....L.....Atlanta 101 at New York 112 (-11)	
March 27.....W.....Atlanta 113 at New York 104 (+9)	
March 28.....L.....New York 110 at Atlanta 95 (-15)	
March 30.....L.....New York 113 at Atlanta 107 (-6)	
April 1.....L.....Atlanta 107 at New York 111 (-4)	

## 1971-72 (2-4)

Eastern Conference Semifinals (2-4)	
March 29.....L.....Atlanta 108 at Boston 126 (-18)	
March 31.....W.....Boston 104 at Atlanta 113 (+9)	
April 2.....L.....Atlanta 113 at Boston 136 (-23)	
April 4.....W.....Boston 110 at Atlanta 112 (+2)	
April 7.....L.....Atlanta 114 at Boston 124 (-10)	
April 9.....L.....Boston 127 at Atlanta 118 (-9)	

## 1972-73 (2-4)

Eastern Conference Semifinals (2-4)	
April 1.....L.....Atlanta 109 at Boston 134 (-25)	
April 4.....L.....Boston 126 at Atlanta 113 (-13)	
April 6.....W.....Atlanta 118 at Boston 105 (+13)	
April 8.....L.....Boston 94 at Atlanta 97 (+3)	
April 11.....L.....Atlanta 101 at Boston 108 (-7)	
April 13.....L.....Boston 121 at Atlanta 103 (-18)	

## 1977-78 (0-2)

Eastern Conference First Round (0-2)	
April 12.....L.....Atlanta 94 at Washington 103 (-9)	
April 14.....L.....Washington 107 at Atlanta 103 (-4)	

## 1978-79 (5-4)

Eastern Conference First Round (2-0)	
April 11.....W.....Atlanta 109 at Houston 106 (+3)	
April 13.....W.....Houston 91 at Atlanta 100 (+9)	

## Eastern Conference Semifinals (3-4)

April 15.....L.....Atlanta 89 at Washington 103 (-14)	
April 17.....W.....Atlanta 107 at Washington 99 (+8)	
April 20.....L.....Washington 89 at Atlanta 77 (-12)	
April 22.....L.....Washington 120 at Atlanta 118 (-2)	
April 24.....W.....Atlanta 107 at Washington 103 (+4)	
April 26.....W.....Washington 86 at Atlanta 104 (+18)	
April 29.....L.....Atlanta 94 at Washington 100 (-6)	

## 1979-80 (1-4)

Eastern Conference Semifinals (1-4)	
April 6.....L.....Atlanta 104 at Philadelphia 107 (-3)	
April 9.....L.....Atlanta 92 at Philadelphia 99 (-7)	
April 10.....W.....Philadelphia 93 at Atlanta 105 (+12)	
April 13.....L.....Philadelphia 107 at Atlanta 83 (-24)	
April 15.....L.....Atlanta 100 at Philadelphia 105 (-5)	

## 1981-82 (0-2)

Eastern Conference First Round (0-2)	
April 21.....L.....Atlanta 76 at Philadelphia 111 (-35)	
April 23.....L.....Philadelphia 98 at Atlanta 95 (-3)	

## HAWKS PLAYOFF SCORES, CONT.

## 1982-83 (1-2)

## Eastern Conference First Round (1-2)

April 19	L	Atlanta 95 at Boston 103 (-8)
April 22	W	Boston 93 at Atlanta 95 (+2)
April 24	L	Atlanta 79 at Boston 98 (-19)

## 1983-84 (2-3)

## Eastern Conference First Round (2-3)

April 17	L	Atlanta 89 at Milwaukee 105 (-16)
April 19	L	Atlanta 87 at Milwaukee 101 (-14)
April 21	W	Milwaukee 94 at Atlanta 103 (+9)
April 24	W	Milwaukee 97 at Atlanta 100 (+3)
April 26	L	Atlanta 89 at Milwaukee 118 (-29)

## 1985-86 (4-5)

## Eastern Conference First Round (3-1)

April 17	W	Detroit 122 at Atlanta 140 (+18)
April 19	W	Detroit 125 at Atlanta 137 (+12)
April 22	L	Atlanta 97 at Detroit 106 (-9)
April 25	W	Atlanta 114 at Detroit 113 (+1)

## Eastern Conference Semifinals (1-4)

April 27	L	Atlanta 91 at Boston 103 (-12)
April 29	L	Atlanta 108 at Boston 119 (-11)
May 1	L	Boston 111 at Atlanta 107 (-4)
May 4	L	Boston 94 at Atlanta 106 (-12)
May 6	L	Atlanta 99 at Boston 132 (-33)

## 1986-87 (4-5)

## Eastern Conference First Round (3-1)

April 24	W	Indiana 94 at Atlanta 110 (+16)
April 26	W	Indiana 93 at Atlanta 94 (+1)
April 29	L	Atlanta 87 at Indiana 96 (-9)
May 1	W	Atlanta 101 at Indiana 97 (+4)

## Eastern Conference Semifinals (1-4)

May 3	L	Detroit 112 at Atlanta 111 (-1)
May 5	W	Detroit 102 at Atlanta 115 (+13)
May 8	L	Atlanta 99 at Detroit 108 (-9)
May 10	L	Atlanta 88 at Detroit 89 (-1)
May 13	L	Detroit 101 at Atlanta 96 (-5)

## 1987-88 (6-6)

## Eastern Conference First Round (3-2)

April 29	W	Milwaukee 107 at Atlanta 110 (+3)
May 1	W	Milwaukee 97 at Atlanta 104 (+7)
May 4	L	Atlanta 115 at Milwaukee 123 (-8)
May 6	L	Atlanta 99 at Milwaukee 105 (-6)
May 8	W	Milwaukee 111 at Atlanta 121 (+10)

## Eastern Conference Semifinals (3-4)

May 11	L	Atlanta 101 at Boston 110 (-9)
May 13	L	Atlanta 97 at Boston 108 (-11)
May 15	W	Boston 92 at Atlanta 110 (+18)
May 18	W	Boston 109 at Atlanta 118 (+9)
May 19	W	Atlanta 112 at Boston 104 (-8)
May 20	L	Boston 102 at Atlanta 100 (-2)
May 22	L	Atlanta 116 at Boston 118 (-2)

## 1988-89 (2-3)

## Eastern Conference First Round (2-3)

April 27	W	Milwaukee 92 at Atlanta 100 (+8)
April 29	L	Milwaukee 108 at Atlanta 98 (-10)
May 2	L	Atlanta 113 at Milwaukee 117 (-4)
May 5	W	Atlanta 113 at Milwaukee 106 (+7)
May 7	L	Milwaukee 96 at Atlanta 92 (-4)

## 1990-91 (2-3)

## Eastern Conference First Round (2-3)

April 26	W	Atlanta 103 at Detroit 98 (+5)
April 28	L	Atlanta 88 at Detroit 101 (-13)
April 30	L	Detroit 103 at Atlanta 91 (-12)
May 2	W	Detroit 111 at Atlanta 123 (+12)
May 5	L	Atlanta 81 at Detroit 113 (-32)

## 1992-93 (0-3)

## Eastern Conference First Round (0-3)

April 30	L	Atlanta 90 at Chicago 114 (-24)
May 2	L	Atlanta 102 at Chicago 117 (-15)
May 4	L	Chicago 96 at Atlanta 88 (-8)

## 1993-94 (5-6)

## Eastern Conference First Round (3-2)

April 28	L	Miami 93 at Atlanta 88 (-5)
April 30	W	Miami 86 at Atlanta 104 (+18)
May 3	L	Atlanta 86 at Miami 90 (-4)
May 5	W	Atlanta 103 at Miami 89 (+14)
May 8	W	Miami 91 at Atlanta 102 (+11)

## Eastern Conference Semifinals (2-4)

May 10	L	Indiana 96 at Atlanta 85 (-11)
May 12	W	Indiana 69 at Atlanta 92 (+23)
May 14	L	Atlanta 81 at Indiana 101 (-20)
May 15	L	Atlanta 86 at Indiana 102 (-16)
May 17	W	Indiana 76 at Atlanta 86 (+12)
May 19	L	Atlanta 79 at Indiana 98 (-19)

## 1994-95 (0-3)

## Eastern Conference First Round (0-3)

April 27	L	Atlanta 82 at Indiana 90 (-8)
April 29	W	Atlanta 97 at Indiana 105 (-8)
May 2	L	Indiana 105 at Atlanta 89 (-16)

## 1995-96 (4-6)

## Eastern Conference First Round (3-2)

April 25	W	Atlanta 92 at Indiana 80 (+12)
April 27	L	Atlanta 94 at Indiana 102 (0) (-9)
April 29	W	Indiana 83 at Atlanta 90 (+7)
May 2	L	Indiana 83 at Atlanta 75 (-8)
May 5	W	Atlanta 89 at Indiana 87 (+2)

## Eastern Conference Semifinals (1-4)

May 8	L	Atlanta 105 at Orlando 117 (-12)
May 10	L	Atlanta 98 at Orlando 120 (-26)
May 12	L	Orlando 103 at Atlanta 96 (-7)
May 13	W	Orlando 99 at Atlanta 104 (+5)
May 15	L	Atlanta 88 at Orlando 96 (-8)

## 1996-97 (4-6)

## Eastern Conference First Round (3-2)

April 25	W	Detroit 75 at Atlanta 89 (+14)
April 27	L	Detroit 93 at Atlanta 90 (-13)
April 29	L	Atlanta 91 at Detroit 99 (-26)
May 2	W	Atlanta 94 at Detroit 92 (+12)
May 4	W	Detroit 79 at Atlanta 84 (+5)

## Eastern Conference Semifinals (1-4)

May 8	L	Atlanta 97 at Chicago 100 (-3)
May 8	W	Atlanta 103 at Chicago 95 (-26)
May 10	L	Chicago 100 at Atlanta 80 (-20)
May 11	L	Chicago 89 at Atlanta 80 (-9)
May 13	L	Atlanta 92 at Chicago 107 (-15)

## 1997-98 (1-3)

## Eastern Conference First Round (1-3)

April 23	L	Atlanta 87 at Charlotte 97 (-10)
April 25	L	Atlanta 85 at Charlotte 92 (-7)
April 28	W	Charlotte 64 at Atlanta 96 (+32)
May 1	L	Charlotte 91 at Atlanta 82 (-9)

## 1998-99 (3-6)

## Eastern Conference First Round (3-2)

May 8	W	Detroit 70 at Atlanta 90 (+20)
May 10	W	Detroit 69 at Atlanta 89 (+20)
May 12	L	Atlanta 63 at Detroit 79 (-16)
May 14	L	Atlanta 82 at Detroit 103 (-21)
May 16	W	Detroit 75 at Atlanta 87 (+12)

## Eastern Conference Semifinals (0-4)

May 18	L	New York 100 at Atlanta 92 (-8)
May 20	L	New York 77 at Atlanta 70 (-7)
May 23	L	Atlanta 78 at New York 90 (-12)
May 24	L	Atlanta 66 at New York 79 (-13)

## 2007-08 (3-4)

## Eastern Conference First Round (3-4)

April 20	L	Atlanta 81 at Boston 104 (-23)
April 23	L	Atlanta 77 at Boston 96 (-19)
April 26	W	Boston 93 at Atlanta 102 (+9)
April 28	W	Boston 92 at Atlanta 97 (+5)
April 30	L	Atlanta 85 at Boston 110 (-25)
May 2	W	Boston 100 at Atlanta 103 (+3)
May 4	L	Atlanta 65 at Boston 99 (-34)

## 2008-09 (4-7)

## Eastern Conference First Round (4-3)

April 19	W	Miami 64 at Atlanta 90 (+26)
April 22	W	Miami 108 at Atlanta 93 (-15)
April 25	L	Atlanta 78 at Miami 107 (-29)
April 27	W	Atlanta 81 at Miami 71 (+10)
April 29	W	Miami 91 at Atlanta 106 (+15)
May 1	L	Atlanta 72 at Miami 98 (-26)
May 3	W	Miami 78 at Atlanta 91 (+13)

## Eastern Conference Semifinals (0-4)

May 5	L	Atlanta 72 at Cleveland 99 (-27)
May 7	L	Atlanta 85 at Cleveland 105 (-20)
May 9	L	Cleveland 97 at Atlanta 82 (-15)
May 11	L	Cleveland 84 at Atlanta 74 (-10)

## 2009-10 (4-7)

## Eastern Conference First Round (4-3)

April 17	W	Milwaukee 92 at Atlanta 102 (+10)
April 20	W	Milwaukee 86 at Atlanta 96 (+10)
April 24	L	Atlanta 89 at Milwaukee 107 (-18)
April 26	L	Atlanta 104 at Milwaukee 111 (-7)
April 28	L	Milwaukee 91 at Atlanta 87 (-4)
April 30	L	Atlanta 83 at Milwaukee 69 (+14)
May 2	W	Milwaukee 74 at Atlanta 95 (+21)

## Eastern Conference Semifinals (0-4)

May 4	L	Atlanta 71 at Orlando 114 (-43)
May 6	L	Atlanta 98 at Orlando 112 (-14)
May 8	L	Orlando 105 at Atlanta 75 (-30)
May 10	L	Orlando 98 at Atlanta 74 (-14)

## 2010-11 (6-6)

## Eastern Conference First Round (4-2)

April 16	W	Atlanta 103 at Orlando 93 (+10)
April 19	L	Atlanta 82 at Orlando 88 (-6)
April 22	W	Orlando 84 at Atlanta 88 (+4)
April 24	W	Orlando 85 at Atlanta 88 (-3)
April 26	L	Atlanta 76 at Orlando 101 (-25)
April 28	W	Orlando 81 at Atlanta 84 (+3)

## HAWKS PLAYOFF SCORES, CONT.

## Eastern Conference Semifinals (2-4)

May 2	W	Atlanta 103 at Chicago 95 (+8)
May 4	L	Atlanta 73 at Chicago 86 (-13)
May 6	L	Chicago 99 at Atlanta 82 (-17)
May 8	W	Chicago 88 at Atlanta 100 (+12)
May 10	L	Atlanta 83 at Chicago 95 (-12)
May 12	L	Chicago 93 at Atlanta 73 (-20)

## 2011-12 (2-4)

## Eastern Conference First Round (2-4)

April 29	W	Boston 74 at Atlanta 83 (+9)
May 1	L	Boston 87 at Atlanta 80 (-7)
May 4	L	Atlanta 84 at Boston 90 (0) (-6)
May 6	L	Atlanta 79 at Boston 101 (-22)
May 8	W	Boston 86 at Atlanta 87 (+1)
May 10	L	Atlanta 80 at Boston 83 (-3)

## 2012-13 (2-4)

## Eastern Conference First Round (2-4)

April 21	L	Atlanta 90 at Indiana 107 (-17)
April 24	L	Atlanta 98 at Indiana 113 (-15)
April 27	W	Indiana 69 at Atlanta 90 (+21)
April 29	W	Indiana 81 at Atlanta 102 (+11)
May 1	L	Atlanta 83 at Indiana 106 (-23)
May 3	L	Indiana 81 at Atlanta 73 (-8)

## 2013-14 (3-4)

## Eastern Conference First Round (3-4)

April 19	W	Atlanta 101 at Indiana 93 (+8)
April 22	L	Atlanta 85 at Indiana 101 (-16)
April 24	W	Indiana 85 at Atlanta 98 (+13)
April 26	L	Indiana 91 at Atlanta 88 (-3)
April 28	W	Atlanta 107 at Indiana 97 (+10)
May 1	L	Indiana 95 at Atlanta 88 (-7)
May 3	L	Atlanta 80 at Indiana 92 (-12)

## 2015 NBA PLAYOFFS

## FIRST ROUND

## EASTERN CONFERENCE

## ATLANTA vs. BROOKLYN

## Hawks win series, 4-2

Apr. 19	Bkn.	92	at	Atl.	99
Apr. 22	Bkn.	91	at	Ind.	96
Apr. 25	Atl.	83	at	Bkn.	91
Apr. 27	Atl.	115	at	Bkn.	120
Apr. 29	Bkn.	97	at	Atl.	107
May 1	Atl.	111	at	Bkn.	87

## CLEVELAND vs. BOSTON

## Cavaliers win series, 4-0

Apr. 19	Bos.	100	at	Cle.	113
Apr. 21	Bos.	91	at	Cle.	99
Apr. 23	Cle.	103	at	Bos.	95
Apr. 26	Cle.	101	at	Bos.	93

## CHICAGO vs. MILWAUKEE

## Bulls win series, 4-2

Apr. 18	Mil.	91	at	Chi.	103
Apr. 20	Mil.	82	at	Chi.	91
Apr. 23	Chi.	113	at	Mil.	106
Apr. 25	Chi.	90	at	Mil.	92
Apr. 27	Mil.	94	at	Chi.	88
Apr. 30	Chi.	120	at	Mil.	66

## TORONTO vs. WASHINGTON

## Wizards win series, 4-0

Apr. 18	Was.	93	at	Tor.	86
Apr. 21	Was.	117	at	Tor.	106
Apr. 24	Tor.	99	at	Was.	106
Apr. 26	Tor.	94	at	Was.	125

## CONFERENCE SEMIFINALS

## EASTERN CONFERENCE

## ATLANTA vs. WASHINGTON

## Hawks win series, 4-2

May 3	Was.	104	at	Atl.	98
May 5	Was.	90	at	Atl.	106
May 9	Atl.	101	at	Was.	103
May 11	Atl.	106	at	Was.	101
May 13	Was.	81	at	Atl.	82
May 15	Atl.	94	at	Was.	91

## CLEVELAND vs. CHICAGO

## Cavaliers win series, 4-2

May 4	Chi.	99	at	Cle.	92
May 6	Chi.	91	at	Cle.	106
May 8	Cle.	96	at	Chi.	99
May 10	Cle.	86	at	Chi.	84
May 12	Chi.	101	at	Cle.	106
May 14	Cle.	94	at	Chi.	73

## 2014-15 (8-8)

## Eastern Conference First Round (4-2)

April 19	W	Brooklyn 92 at Atlanta 89 (+7)
April 22	W	Brooklyn 91 at Atlanta 96 (+5)
April 25	L	Atlanta 83 at Brooklyn 91 (-8)
April 27	L	Atlanta 115 at Brooklyn 120, OT (-5)
April 29	W	Brooklyn 97 at Atlanta 107 (+10)
May 1	W	Atlanta 111 at Brooklyn 87 (+24)

## Eastern Conference Semifinals (4-2)

May 3	L	Washington 104 at Atlanta 98 (-6)
May 5	W	Washington 90 at Atlanta 106 (+16)
May 9	L	Atlanta 101 at Washington 103 (-2)
May 11	W	Atlanta 106 at Washington 101 (+5)
May 13	W	Washington 81 at Atlanta 82 (+1)
May 15	W	Atlanta 94 at Washington 91 (+3)

## 2015 NBA PLAYOFFS, CONTINUED

## CONFERENCE FINALS

## EASTERN CONFERENCE

## ATLANTA vs. CLEVELAND

Cavaliers win series, 4-0

May 20	Cle.	97	at	Atl.	89
May 22	Cle.	94	at	Atl.	82
May 24	Atl.	111	at	Cle.	114
May 26	Atl.	88	at	Cle.	118

## WESTERN CONFERENCE

## GOLDEN STATE vs. HOUSTON

Warriors win series, 4-1

May 19	Hou.	106	at	GSW	110
May 21	Hou.	98	at	GSW	99
May 23	GSW	115	at	Hou.	80
May 25	GSW	115	at	Hou.	128
May 27	Hou.	90	at	GSW	104

## 2015 NBA FINALS

## GOLDEN STATE vs. CLEVELAND • Warriors win series, 4-2

June 4	Cle.	100	at	GSW	108
June 7	Cle.	95	at	GSW	93
June 9	GSW	91	at	Cle.	96
June 11	GSW	103	at	Cle.	82
June 14	Cle.	91	at	GSW	104
June 16	GSW	105	at	Cle.	97

## ATLANTA HAWKS PLAYOFF HIGHS / ALL - TIME LEADERS

## GAMES PLAYED

Al Horford	64
Tree Rollins	56
Jeff Teague	52
Josh Smith	52
Dominique Wilkins	51
Mookie Blaylock	50
Kevin Willis	49
Joe Johnson	47
Glenn Rivers	44
Marvin Williams	42

## POINTS

Dominique Wilkins	1,345
Lou Hudson	894
Joe Johnson	846
Al Horford	824
Josh Smith	820
Mookie Blaylock	731
Kevin Willis	721
Steve Smith	718
Jeff Teague	678
Glenn Rivers	577

## REBOUNDS

Al Horford	555
Kevin Willis	446
Josh Smith	441
Bill Bridges	436
Tree Rollins	392
Walt Bellamy	367
Dominique Wilkins	332
Dikembe Mutombo	299
Dan Roundfield	272
Mookie Blaylock	250

## ASSISTS

Glenn Rivers	348
Mookie Blaylock	326
Jeff Teague	229
Anthony Webb	198
Al Horford	190
Joe Johnson	183
Josh Smith	153
Dominique Wilkins	135
Walt Hazzard	124
Lou Hudson	118

## SCORING AVERAGE (Minimum 10 Games)

Dominique Wilkins	26.4
Pete Maravich	25.5
Lou Hudson	24.2
Zelmo Beaty	22.5
Danny Manning	20.0

## FIELD GOALS MADE

Dominique Wilkins	488
Lou Hudson	367
Al Horford	352
Joe Johnson	319
Josh Smith	306
Kevin Willis	302
Mookie Blaylock	263
Jeff Teague	243
Steve Smith	240
Randy Wittman	224

## FIELD GOALS ATTEMPTED

Dominique Wilkins	1,138
Lou Hudson	816
Joe Johnson	782
Josh Smith	725
Al Horford	724
Mookie Blaylock	702
Jeff Teague	598
Kevin Willis	592
Steve Smith	574
Glenn Rivers	431

## FREE THROWS MADE

Dominique Wilkins	350
Josh Smith	193
Steve Smith	169
Glenn Rivers	166
Lou Hudson	160
Jeff Teague	149
Joe Johnson	144
Kevin Willis	115
Pete Maravich	103
Al Horford	117

## FREE THROWS ATTEMPTED

Dominique Wilkins	426
Josh Smith	283
Glenn Rivers	221
Steve Smith	204
Lou Hudson	199
Joe Johnson	186
Jeff Teague	170
Kevin Willis	169
Walt Bellamy	149
Dan Roundfield	140

Steve Smith	19.9
Joe Caldwell	19.4
Joe Johnson	18.0
Dan Roundfield	17.7
Walt Bellamy	17.2

## PLAYOFF HIGHS / ALL - TIME, CONTINUED

## HAWKS FRANCHISE PLAYOFF LEADERS

Games Played	Cliff Hagan.....90	Field Goals Attempted	Bob Pettit.....1,834
Points	Bob Pettit.....2,240	Free Throws Made	Bob Pettit.....708
Rebounds	Bob Pettit.....1,304	Free Throws Attempted	Bob Pettit.....915
Assists	Lenny Wilkins.....372	Scoring Average (Minimum 10 Games)	Dominique Wilkins.....26.4
Field Goals Made	Bob Pettit.....766		

## HAWKS INDIVIDUAL PLAYOFF RECORDS (\*) NBA RECORD

TOTAL	PLAYER	TEAM	DATE
-------	--------	------	------

## MOST POINTS

50	Dominique Wilkins	Atlanta vs. Detroit	4-19-86
50	Bob Pettit	St. Louis vs. Boston	4-12-58
46	Zelmo Beaty	St. Louis vs. San Francisco	3-23-67

## MOST REBOUNDS

36	Bill Bridges	Atlanta at New York	3-27-71
32	Bill Bridges	St. Louis vs. San Francisco	4-05-67
25	Bill Bridges	Atlanta at Chicago	4-03-70
23	Walt Bellamy	Atlanta vs. Chicago	4-05-70
22	Bill Bridges	Atlanta vs. Houston	3-27-69

## FIELD GOALS MADE

19	Dominique Wilkins	Atlanta vs. Detroit	4-19-86
19	Bob Pettit	St. Louis vs. Boston	4-12-58
18	Lou Hudson	Atlanta vs. Chicago	3-25-70
17	Joe Caldwell	Atlanta at Chicago	4-03-70

## FIELD GOALS ATTEMPTED

37	Dominique Wilkins	Atlanta vs. Indiana	4-26-87
34	Bob Pettit	St. Louis at Boston	4-13-58
34	Bob Pettit	St. Louis vs. Boston	4-12-58

## FREE THROWS MADE

19	Bob Pettit	St. Louis vs. Boston	4-09-58
18	Zelmo Beaty	St. Louis vs. San Francisco	3-23-68
16	Pete Maravich	Atlanta vs. New York	4-01-71
15	Dominique Wilkins	Atlanta vs. Boston	5-04-86
15	Glenn Rivers	Atlanta vs. Milwaukee	4-24-84

## FREE THROWS ATTEMPTED

24	Bob Pettit	St. Louis vs. Boston	4-09-58
22	Bill Bridges	St. Louis at San Francisco	4-01-67
21	Zelmo Beaty	St. Louis vs. San Francisco	3-23-67
20	Pete Maravich	Atlanta vs. New York	4-01-71

## MOST ASSISTS

22	Glenn Rivers	Atlanta vs. Boston	5-16-88
18	Mookie Blaylock	Atlanta vs. Miami	5-08-94
18	Anthony Webb	Atlanta vs. Detroit	4-19-86
16	Glenn Rivers	Atlanta vs. Detroit	4-17-86
14	Johnny Davis	Atlanta vs. Boston	4-22-83
14	Lenny Wilkins	St. Louis vs. San Francisco	4-08-64

## ATLANTA / ST. LOUIS PLAYOFF TEAM RECORDS

## MOST POINTS

145	St. Louis at Detroit	3-25-58
143	St. Louis at Minneapolis	3-25-57
140	Atlanta vs. Detroit	4-17-86
137	Atlanta vs. Detroit	4-19-86
136	St. Louis at San Francisco	4-01-67

## FEWEST POINTS

63	Atlanta at Detroit	5-12-99
65	Atlanta at Boston	5-04-08
66	Atlanta at New York	5-24-99
70	Atlanta vs. New York	5-20-99
71	two times	

## LARGEST WINNING MARGIN

+44	St. Louis 145 at Detroit 101	3-25-58
+34	St. Louis 124 vs. Minneapolis 90	3-21-59
+32	Atlanta 96 vs. Charlotte 64	4-28-98
+30	St. Louis 127 vs. Minneapolis 97	3-24-59

## LARGEST LOSING MARGIN

-58	St. Louis 75 at Minneapolis 133 (*)	3-25-58
-43	Atlanta 71 at Orlando 114	5-04-10
-35	Atlanta 76 at Philadelphia 111	4-21-82
-35	St. Louis 85 at San Francisco 120	4-03-64
-34	two times	

## MOST POINTS, FIRST HALF

71	Atlanta vs. Detroit	4-17-86
68	Atlanta vs. Detroit	4-19-86
67	Atlanta vs. Orlando	5-13-96
66	Atlanta vs. Boston	5-16-88
63	Atlanta vs. Miami	4-29-09

## FEWEST POINTS, FIRST HALF

26	Atlanta at Boston	5-04-08
27	Atlanta at Detroit	5-12-99
29	Atlanta vs. Indiana	5-03-13
29	Atlanta at Miami	4-25-09
30	St. Louis at Minneapolis	3-19-56

## MOST POINTS, SECOND HALF

69	Atlanta at Boston	5-18-88
69	Atlanta vs. Detroit	4-19-86
69	Atlanta vs. Detroit	4-17-86
65	Atlanta vs. Detroit	5-02-91
63	Atlanta vs. Milwaukee	5-08-88

## FEWEST POINTS, SECOND HALF

28	Atlanta at Cleveland	5-05-09
28	Atlanta vs. Chicago	5-10-97
29	Atlanta at New York	5-24-99
30	Atlanta at Miami	5-01-09
31	Atlanta vs. Miami	4-19-09

## MOST POINTS, FIRST QUARTER

44	Atlanta vs. Orlando	5-13-96
40	St. Louis at Detroit	3-25-58
37	Atlanta vs. Washington	5-03-15
36	Atlanta at Brooklyn	5-01-15
34	Atlanta vs. Milwaukee	4-17-10

## FEWEST POINTS, FIRST QUARTER

9	Atlanta at Boston	5-13-88
12	Atlanta at Miami	4-25-09
13	Atlanta at Orlando	4-26-11
13	Atlanta at Detroit	5-12-99
14	Atlanta at Milwaukee	4-19-84

## MOST POINTS, SECOND QUARTER

45	St. Louis vs. Ft. Wayne	3-14-57
41	Atlanta at Indiana	4-28-14
41	Atlanta vs. Detroit	4-17-86
39	Atlanta vs. Miami	4-29-09
39	Atlanta vs. Detroit	4-19-86

## FEWEST POINTS, SECOND QUARTER

9	Atlanta vs. Indiana	5-03-13
10	Atlanta at Orlando	5-04-10
10	Atlanta at Boston	5-04-08
12	Atlanta at Indiana	5-19-94
13	Atlanta at Indiana	5-03-14

## MOST POINTS, THIRD QUARTER

41	Atlanta at Brooklyn	5-01-15
38	St. Louis vs. San Francisco	4-01-67
36	Atlanta vs. Milwaukee	4-29-88
34	Atlanta at Milwaukee	5-02-89
34	Atlanta at Detroit	5-08-87

## FEWEST POINTS, THIRD QUARTER

6	Atlanta at Boston (*)	5-06-86
11	Atlanta at Orlando	5-04-10
11	Atlanta at New York	5-23-99
11	Atlanta vs. Chicago	5-11-97
12	three times	

## MOST POINTS, FOURTH QUARTER

43	Atlanta at Boston	5-18-88
38	Atlanta vs. Detroit	5-02-91
38	Atlanta at Boston	5-06-86
37	Atlanta vs. Detroit	4-17-86
36	Atlanta vs. Detroit	4-19-86

## FEWEST POINTS, FOURTH QUARTER

11	Atlanta at Cleveland	5-05-09
11	Atlanta vs. Indiana	5-02-96
12	Atlanta vs. Chicago	5-10-97
13	Atlanta at Washington	4-15-79
14	four times	

## ATLANTA / STL PLAYOFF TEAM RECORDS, CONT. (\*) NBA RECORD

## MOST POINTS, OVERTIME

17	St. Louis at Minneapolis (1st OT)	3-25-57
----	-----------------------------------	---------

## FEWEST POINTS, OVERTIME

4	Atlanta at Boston	5-04-12
---	-------------------	---------

## MOST FIELD GOALS MADE-GAME

59	Atlanta vs. Chicago	3-25-70
56	St. Louis at Minneapolis	3-25-57
55	St. Louis vs. Detroit	3-25-58
52	Atlanta at Boston	5-22-88
51	Atlanta vs. Detroit	4-17-86
22	St. Louis at Minnesota	3-19-56

## FEWEST FIELD GOALS MADE-GAME

23	two times	
24	four times	
25	three times	

## MOST FIELD GOALS ATT.-GAME

117	St. Louis vs. San Francisco	4-10-67
105	Atlanta vs. Houston (San Diego)	3-29-69
101	Atlanta at Detroit	4-25-86
98	Atlanta at Houston	4-11-79
96	two times	

## FEWEST FIELD GOALS ATT.-GAME

60	Atlanta at Boston	4-23-08
64	two times	
65	two times	
66	five times	

## HIGHEST FIELD GOAL PCT.-GAME

.598	Atlanta vs. Detroit	4-19-86
.571	Atlanta at Boston	5-22-88
.564	Atlanta vs. Milwaukee	5-08-88
.560	Atlanta vs. Detroit	4-17-86
.543	two times	

## LOWEST FIELD GOAL PCT.-GAME

.242	St. Louis at Minneapolis	3-19-56
.293	Atlanta at Boston	5-04-08
.295	Atlanta at New York	5-24-99
.296	Atlanta vs. New York	5-20-99
.297	Atlanta at Detroit	5-05-91

## MOST 3FGM - GAME

15	Atlanta at Indiana	4-28-14
13	four times	
12	three times	
11	seven times	
10	six times	

## MOST 3FGA - GAME

44	Atlanta at Indiana	5-03-14
38	Atlanta vs. Washington	5-03-15
35	Atlanta vs. Indiana	5-01-14
34	Atlanta vs. Indiana	4-24-14
33	two times	

## MOST FREE THROWS MADE-GAME

54	St. Louis vs. Minneapolis	3-17-56
44	Atlanta vs. Detroit	5-02-91
44	St. Louis vs. San Francisco	4-01-67
44	St. Louis vs. Boston	4-09-58
39	Atlanta vs. Detroit	4-19-86

## FEWEST FREE THROWS MADE-GAME

7	Atlanta at Indiana	4-21-13
7	Atlanta vs. Cleveland	5-09-09
7	Atlanta vs. Washington	4-20-79
9	five times	
10	three times	

## MOST FREE THROWS ATT.-GAME

70	St. Louis vs. Minneapolis (*)	3-17-56
57	St. Louis vs. Boston	4-09-58
53	Atlanta vs. Detroit	4-19-86
51	Atlanta vs. Detroit	5-02-91
48	Atlanta vs. Houston (San Diego)	4-06-69

## FEWEST FREE THROWS ATT.-GAME

10	Atlanta at Boston	5-10-12
10	Atlanta vs. Washington	4-20-79
11	Atlanta vs. Cleveland	5-09-09
12	Atlanta at Boston	5-22-88
13	three times	

## MOST REBOUNDS-GAME

82	St. Louis vs. Los Angeles	4-09-66
63	Atlanta vs. Washington	4-20-79
60	Atlanta vs. Houston (San Diego)	4-06-69
56	Atlanta vs. Indiana	5-12-94
55	two times	

## FEWEST REBOUNDS-GAME

23	Atlanta vs. Cleveland	5-09-09
28	Atlanta at Indiana	5-01-13
28	Atlanta at Boston	4-30-08
28	Atlanta at Chicago	4-30-93
29	three times	

## MOST ASSISTS-GAME

40	Atlanta vs. Chicago	4-19-86
38	Atlanta vs. Boston	5-16-88
37	Atlanta vs. Boston	5-15-88
36	Atlanta vs. Detroit	4-17-86
34	Atlanta at Brooklyn	5-01-15

## OPPONENT INDIVIDUAL PLAYOFF RECORDS (\*) NBA RECORD

TOTAL	PLAYER	TEAM	DATE
<b>MOST POINTS</b>			
54	John Havlicek	Boston vs. Atlanta	4-01-73
50	Wilt Chamberlain	San Francisco vs. St. Louis	4-10-64
47	LeBron James	Cleveland at Atlanta	5-09-09
47	Rick Barry	San Francisco vs. St. Louis	4-16-67
47	Elgin Baylor	Los Angeles at St. Louis	3-27-61
<b>MOST REBOUNDS</b>			
40	Bill Russell	Boston vs. St. Louis	3-29-60
38	Bill Russell	Boston vs. St. Louis	4-11-61
26	Dave DeBusschere	Detroit vs. St. Louis	3-24-63
24	Moses Malone	Houston at Atlanta	4-13-79
20	three times		
<b>FIELD GOALS MADE</b>			
24*	John Havlicek	Boston vs. Atlanta	4-01-73
22	Wilt Chamberlain	San Francisco vs. St. Louis	4-10-64
19	Wilt Chamberlain	San Francisco vs. St. Louis	4-16-64
19	Wilt Chamberlain	San Francisco at St. Louis	4-05-64
<b>FIELD GOALS ATTEMPTED</b>			
45	Elgin Baylor	Los Angeles vs. St. Louis	3-27-61
38	Rick Barry	San Francisco vs. St. Louis	4-16-67
37	LeBron James	Cleveland vs. Atlanta	5-24-15
36	John Havlicek	Boston vs. Atlanta	4-01-73
36	Wilt Chamberlain	San Francisco at St. Louis	4-05-64
<b>THREE-POINT FIELD GOALS MADE</b>			
8	J.R. Smith	Cleveland at Atlanta	5-20-15
7	two times		
6	four times		
<b>THREE-POINT FIELD GOALS ATTEMPTED</b>			
12	J.R. Smith	Cleveland at Atlanta	5-20-15
11	two times		
10	six times		
<b>FREE THROWS MADE</b>			
18	Elgin Baylor	Minneapolis vs. St. Louis	3-17-60
17	Paul George	Indiana vs. Atlanta	4-21-13
16	Dwyane Wade	Miami vs. Atlanta	5-01-09
15	Dwight Howard	Orlando vs. Atlanta	4-19-11
15	Latrell Sprewell	New York at Atlanta	5-20-99
<b>FREE THROWS ATTEMPTED</b>			
23	Jerry West	Los Angeles vs. Atlanta	4-19-70
23	Elgin Baylor	Minneapolis at St. Louis	3-17-60
22	Dwight Howard	Orlando vs. Atlanta	4-16-11
19	Dwight Howard	Orlando vs. Atlanta	4-19-11
19	Rick Barry	San Francisco at St. Louis	4-05-67
<b>MOST ASSISTS</b>			
19	Bob Cousy	Boston vs. St. Louis	4-09-58
16	Rajon Rondo	Boston at Atlanta	4-29-12
16	Isiah Thomas	Detroit at Atlanta	4-17-86
<b>MOST STEALS</b>			
7	Dennis Johnson	Boston vs. Atlanta	4-29-86
<b>BLOCKED SHOTS</b>			
8	Darryl Dawkins	Philadelphia vs. Atlanta	4-21-82

## OPPONENT TEAM PLAYOFF RECORDS (\*) NBA RECORD

<b>MOST POINTS</b>			<b>MOST POINTS, SECOND QUARTER</b>		
143	San Francisco at St. Louis	4-01-67	46	Boston vs. St. Louis (*)	3-27-60
140	Boston vs. St. Louis	3-27-60	37	Detroit at Atlanta	5-02-91
136	Boston vs. Atlanta	4-02-72	34	two times	
136	Boston vs. St. Louis	3-30-58	33	two times	
135	Minneapolis vs. St. Louis	3-25-57			
<b>FEWEST POINTS</b>			<b>FEWEST POINTS, SECOND QUARTER</b>		
64	Miami at Atlanta	4-19-09	13	Indiana at Atlanta	4-26-14
64	Charlotte at Atlanta	4-28-98	13	Indiana vs. Atlanta	4-25-96
69	Milwaukee vs. Atlanta	4-30-10	13	Indiana vs. Atlanta	4-27-95
69	Indiana at Atlanta	4-27-13	13	Indiana at Atlanta	5-12-94
69	Detroit at Atlanta	5-10-99	14	three times	
69	Indiana at Atlanta	5-12-94			
<b>MOST POINTS, FIRST HALF</b>			<b>MOST POINTS, THIRD QUARTER</b>		
66	Boston vs. Atlanta	5-06-86	44	Detroit vs. Atlanta	5-08-87
66	Detroit at Atlanta	4-19-86	44	San Francisco vs. St. Louis	4-01-67
65	Boston vs. Atlanta	4-27-86	42	Chicago vs. Atlanta	4-03-70
64	Boston vs. Atlanta	5-06-12	38	Chicago vs. Atlanta	5-06-97
64	Boston vs. Atlanta	4-29-86	36	two times	
<b>FEWEST POINTS, FIRST HALF</b>			<b>FEWEST POINTS, THIRD QUARTER</b>		
30	Indiana at Atlanta	4-27-13	10	Detroit at Atlanta	5-10-99
32	Charlotte at Atlanta	4-28-98	11	Milwaukee vs. Atlanta	4-30-10
32	Indiana at Atlanta	5-12-94	11	Detroit at Atlanta	5-08-99
34	Milwaukee vs. Atlanta	4-30-10	12	Charlotte at Atlanta	4-28-98
35	two times		13	Miami vs. Atlanta	4-27-09
<b>MOST POINTS, SECOND HALF</b>			<b>MOST POINTS, FOURTH QUARTER</b>		
78	San Francisco vs. St. Louis	4-01-67	41	Milwaukee at Atlanta	5-08-88
74	Chicago vs. Atlanta	4-03-70	39	Detroit at Atlanta	5-13-87
69	Milwaukee vs. Atlanta	5-04-88	34	Boston vs. Atlanta	5-22-88
66	Boston vs. Atlanta	5-06-86	34	Milwaukee vs. Atlanta	5-04-88
63	Orlando vs. Atlanta	5-06-10	33	three times	
<b>FEWEST POINTS, SECOND HALF</b>			<b>FEWEST POINTS, FOURTH QUARTER</b>		
25	Miami at Atlanta	4-19-09	7	Miami at Atlanta	4-19-09
25	Detroit at Atlanta	5-10-99	10	Cleveland at Atlanta	5-22-15
27	Detroit at Atlanta	5-08-99	11	Boston vs. Atlanta	5-06-12
29	Miami vs. Atlanta	4-27-09	11	Detroit at Atlanta	5-16-99
31	New York vs. Atlanta	5-24-99	12	two times	
<b>MOST POINTS, FIRST QUARTER</b>			<b>MOST POINTS, OVERTIME</b>		
38	Boston at Atlanta	5-16-88	17	Minneapolis vs. St. Louis (1st OT)	3-25-57
38	Boston vs. Atlanta	5-11-88			
36	Milwaukee vs. Atlanta	4-24-10	<b>FEWEST POINTS, OVERTIME</b>		
36	Orlando vs. Atlanta	5-10-96	4	Minneapolis vs. St. Louis (2nd OT)	3-25-57
36	Chicago vs. Atlanta	4-30-93			
<b>FEWEST POINTS, FIRST QUARTER</b>					
13	Milwaukee at Atlanta	5-02-10			
14	Indiana at Atlanta	4-27-13			
15	two times				
16	three times				

## OPPONENT PLAYOFF TEAM RECORDS, CONT. (\*) NBA RECORD

## MOST FIELD GOALS MADE-GAME

61	Boston vs. St. Louis	3-27-60
58	San Francisco vs. St. Louis	4-01-67
53	Chicago vs. Atlanta	4-03-70
52	Boston vs. Atlanta	4-29-86
50	two times	

## FEWEST FIELD GOALS MADE-GAME

22	Indiana at Atlanta	4-27-13
23	Miami vs. Atlanta	4-27-09
25	Milwaukee vs. Atlanta	4-30-10
25	Charlotte at Atlanta	4-28-98
26	three times	

## MOST FIELD GOALS ATT.-GAME

109	Chicago vs. Atlanta	4-03-70
108	Chicago at St. Louis	3-25-67
107	Detroit vs. Atlanta	4-25-86
102	Chicago vs. Atlanta	4-30-93
102	Detroit at Atlanta	4-19-86

## FEWEST FIELD GOALS ATT.-GAME

61	Miami vs. Atlanta	4-27-09
63	Miami at Atlanta	5-03-09
65	four times	
66	Indiana vs. Atlanta	4-25-96
66	Indiana vs. Atlanta	5-01-87

## HIGHEST FIELD GOAL PCT.-GAME

.608	Boston vs. Atlanta	5-22-88
.591	Boston at Atlanta	5-02-86
.588	Charlotte vs. Atlanta	4-23-98
.578	Orlando vs. Atlanta	5-08-96
.571	Boston vs. Atlanta	5-11-88

## LOWEST FIELD GOAL PCT.-GAME

.272	Indiana at Atlanta	4-27-13
.318	Indiana at Atlanta	5-12-94
.326	Milwaukee at Atlanta	5-02-10
.329	Milwaukee vs. Atlanta	4-30-10
.341	Boston at Atlanta	5-04-86

## MOST 3FGM, GAME

16	Orlando at Atlanta	5-10-10
15	Miami at Atlanta	4-22-09
14	three times	
13	Cleveland vs. Atlanta	5-26-15
12	five times	

## MOST 3FGA, GAME

37	Orlando at Atlanta	5-10-10
36	Cleveland vs. Atlanta	5-24-15
31	two times	
30	three times	
29	two times	

## MOST FREE THROWS MADE-GAME

41	Milwaukee at Atlanta	5-04-88
41	Philadelphia vs. Atlanta	4-09-80
40	San Francisco at St. Louis	4-12-67
38	Philadelphia vs. Atlanta	4-06-80
36	two times	

## FEWEST FREE THROWS MADE-GAME

8	Indiana at Atlanta	4-26-14
8	Boston vs. Atlanta	5-06-12
8	Chicago at Atlanta	5-12-11
8	Milwaukee at Atlanta	4-20-10
8	Miami at Atlanta	4-19-09
8	Chicago vs. Atlanta	5-08-97

## MOST FREE THROWS ATT.-GAME

60	Los Angeles at Atlanta	4-12-70
53	San Francisco at St. Louis	4-12-67
49	Philadelphia vs. Atlanta	4-09-80
48	Philadelphia vs. Atlanta	4-06-80
47	two times	

## FEWEST FREE THROWS ATT.-GAME

10	Chicago at Atlanta	5-12-11
11	Detroit vs. Atlanta	5-14-99
11	Chicago vs. Atlanta	5-10-97
12	Milwaukee vs. Atlanta	4-30-10
12	Miami at Atlanta	4-19-09
12	Detroit at Atlanta	5-04-97

## MOST REBOUNDS-GAME

62	Chicago vs. Atlanta	4-30-93
58	Chicago vs. Atlanta	5-04-11
57	Washington at Atlanta	4-22-79
56	Cleveland vs. Atlanta	5-26-15
56	Cleveland vs. Atlanta	5-24-15

## FEWEST REBOUNDS-GAME

21	Detroit vs. Atlanta	4-29-97
26	Detroit at Atlanta	5-16-99
27	Charlotte vs. Atlanta	4-23-98
27	Boston vs. Atlanta	5-22-88
29	Miami at Atlanta	4-29-09

## HAWKS YEARLY PLAYOFF STATS

## 1968-69 PLAYOFF STATS

(Defeated San Diego, 4-2 ... Lost to Los Angeles, 4-1)														
	G	Min	FGM	FGA	Pct.	FTM	FTA	Pct.	Reb	Asst	PF	DQ	Pts	Avg
Beatty	11	473	102	236	.432	43	64	.672	142	25	47	0	247	22.5
Hudson	11	424	101	216	.468	40	52	.769	59	32	43	1	242	22.0
Bridges	11	442	69	156	.442	34	48	.708	178	37	48	2	172	15.6
Caldwell	11	404	65	134	.485	32	69	.466	55	37	40	1	162	14.7
Hazzard	11	360	53	135	.393	48	61	.787	33	43	38	0	154	14.0
Ohl	11	194	30	86	.349	13	22	.591	13	16	25	0	73	6.6
Silas	11	258	21	58	.362	19	37	.514	92	21	32	0	61	5.5
Davis	8	52	4	15	.267	5	8	.625	17	1	7	0	13	1.6
Guerin	3	32	1	4	.250	1	2	.500	5	7	8	0	3	1.0
Harlicka	1	1	0	0	.000	0	0	.000	0	0	1	0	0	0.0

## 1969-70 PLAYOFF STATS

(Defeated Chicago, 4-1 ... Lost to Los Angeles, 4-0)														
	G	Min	FGM	FGA	Pct.	FTM	FTA	Pct.	Reb	Asst	PF	DQ	Pts	Avg
Caldwell	9	393	93	198	.470	39	60	.650	45	38	34	1	225	25.0
Hudson	9	360	78	187	.417	41	50	.820	40	33	34	2	197	21.9
Hazzard	7	255	65	130	.500	20	32	.625	24	54	23	0	150	21.4
Bellamy	9	368	59	126	.468	33	46	.717	140	35	32	0	151	16.8
Guerin	2	56	13	21	.619	7	7	1.000	8	4	6	0	33	16.5
Bridges	9	381	44	110	.400	16	27	.593	154	29	37	1	104	11.6
Beard	9	146	31	65	.477	19	26	.731	26	8	19	0	81	9.0
Newmark	6	42	15	33	.455	4	4	1.000	12	2	8	0	34	5.7
Davis	9	117	14	37	.378	10	17	.588	30	6	24	1	38	4.2
Gregor	7	67	6	21	.286	4	6	.667	17	2	14	0	16	2.3

## 1970-71 PLAYOFF STATS

(Lost to New York, 4-1)														
	G	Min	FGM	FGA	Pct.	FTM	FTA	Pct.	Reb	Asst	PF	DQ	Pts	Avg
Hudson	5	213	49	108	.454	29	39	.744	35	15	19	0	127	25.4
Maravich	5	199	46	122	.377	18	26	.692	26	24	14	0	110	22.0
Bellamy	5	216	41	69	.594	22	29	.759	72	10	16	0	104	20.8
Hazzard	5	202	25	76	.329	20	25	.800	25	27	22	1	70	14.0
Davis	5	119	17	36	.472	22	27	.815	22	4	17	1	56	11.2
Bridges	5	229	23	58	.397	3	9	.333	104	5	17	0	49	9.8
Chambers	4	22	3	9	.333	1	2	.500	5	0	4	0	7	1.8

## 1971-72 PLAYOFF STATS

(Lost to Boston, 4-2)														
	G	Min	FGM	FGA	Pct.	FTM	FTA	Pct.	Reb	Asst	PF	DQ	Pts	Avg
Maravich	6	219	54	121	.446	58	71	.817	32	28	24	0	166	27.7
Hudson	6	266	63	139	.453	24	29	.828	33	21	13	0	150	25.0
Bellamy	6	247	42	86	.488	27	43	.628	82	11	20	0	111	18.5
Gilliam	6	173	28	71	.394	10	11	.909	30	33	15	0	66	11.0
Washington	6	209	28	58	.483	9	16	.563	48	10	20	0	65	10.8
Adams	6	188	20	56	.357	16	23	.696	38	12	25	1	56	9.3
Trapp	6	66	19	44	.432	3	8	.375	18	5	13	0	41	6.8
May	3	31	3	9	.333	6	8	.750	8	1	3	0	12	4.0
Payne	1	5	1	1	1.000	2	5	.400	4	0	1	0	4	4.0
Christie	6	34	3	8	.375	1	1	1.000	7	0	10	0	7	1.2
Haliburton	1	2	0	1	.000	0	0	.000	0	0	0	0	0	0.0

## 1972-73 PLAYOFF STATS

(Lost to Boston, 4-2)														
	G	Min	FGM	FGA	Pct.	FTM	FTA	Pct.	Reb	Asst	PF	DQ	Pts	Avg
Hudson	6	255	76	166	.458	26	29	.897	47	17	16	0	178	29.7
Maravich	6	234	65	155	.419	27	34	.794	29	40	24	1	157	26.2
Bellamy	6	247	34	86	.395	14	31	.452	73	13	17	0	82	13.7
Gilliam	6	197	33	81	.407	5	5	1.000	21	31	19	1	71	11.8
Bracey	6	123	24	47	.511	11	16	.688	13	20	13	0	59	9.8
Washington	6	226	19	48	.396	5	17	.294	60	14	19	1	43	7.2
Trapp	6	99	11	32	.343	3	5	.600	21	3	21	0	25	4.2
Tschogl	3	11	5	8	.625	0	0	.000	4	1	0	0	10	3.3
Mast	4	15	5	5	1.000	0	0	.000	5	1	1	0	10	2.5
Wetzel	3	33	3	7	.429	0	0	.000	2	4	6	0	6	2.0

## HAWKS YEARLY PLAYOFF STATS, CONT.

## 1977-78 PLAYOFF STATS

(Lost to Washington, 2-0)

	G	Min	FGM	FGA	Pct.	FTM	FTA	Pct.	Reb	Asst	PF	Stl	Blk	Pts	Avg
Drew	2	79	21	49	.429	10	16	.625	15	3	9	1	1	52	26.0
E. Johnson	2	64	12	19	.632	7	8	.875	6	6	10	8	1	31	15.5
Criss	2	65	10	24	.417	7	9	.778	4	3	5	4	1	27	13.5
McMillen	2	75	13	23	.565	0	0	.000	22	1	9	1	0	26	13.0
Hawes	2	71	7	18	.389	2	3	.667	17	8	5	1	2	16	8.0
Hill	2	61	6	15	.400	4	4	1.000	3	7	7	2	0	16	8.0
Rollins	2	51	7	12	.583	2	8	.250	9	1	8	1	4	16	8.0
O. Johnson	2	21	4	11	.364	0	0	—	3	2	4	1	1	8	4.0
Robertson	2	12	2	6	.333	1	2	.500	0	0	3	0	0	5	2.5
Brown	2	6	0	0	—	0	0	—	0	0	1	0	0	0	—

## 1978-79 PLAYOFF STATS

(Defeated Houston, 2-0 ... Lost to Washington, 4-3)

	G	Min	FGM	FGA	Pct.	FTM	FTA	Pct.	Reb	Asst	PF	Stl	Blk	Pts	Avg
Roundfield	9	338	61	133	.459	36	45	.800	106	25	44	8	23	158	17.6
Johnson	9	262	65	128	.508	18	25	.720	23	45	22	4	2	148	16.4
Drew	9	275	55	131	.420	35	46	.761	60	7	36	9	4	145	16.1
Furlow	9	244	55	113	.487	26	28	.929	32	29	15	7	2	136	15.1
Hawes	9	243	40	81	.494	9	12	.750	63	29	33	8	3	89	9.9
Hill	9	267	29	71	.408	8	12	.667	17	50	33	12	1	66	7.3
McMillen	9	163	20	46	.435	16	19	.842	34	7	21	2	1	56	6.2
Rollins	9	212	21	51	.412	9	13	.692	71	5	29	3	24	51	5.7
Criss	9	99	12	29	.414	9	10	.900	5	16	5	3	0	33	3.7
Givens	9	81	10	30	.333	3	3	1.000	21	3	9	1	2	23	2.6
Wilson	1	1	0	0	—	0	0	—	0	0	0	0	0	0	—

## 1979-80 PLAYOFF STATS

(Lost to Philadelphia, 4-1)

	G	Min	FGM	FGA	Pct.	FTM	FTA	Pct.	Reb	Asst	PF	Stl	Blk	Pts	Avg
Johnson	5	188	38	74	.514	21	28	.750	18	21	12	8	2	97	19.4
Roundfield	5	174	32	69	.464	22	35	.629	58	11	22	4	8	86	17.2
Drew	5	150	24	63	.381	25	35	.714	30	4	21	7	0	73	14.6
Criss	5	152	29	59	.492	11	12	.917	5	22	12	6	0	70	14.0
Hawes	5	149	18	41	.439	16	18	.889	35	12	22	9	1	52	10.4
Rollins	5	134	18	31	.581	6	10	.600	38	3	25	2	14	42	8.4
Hill	5	109	12	30	.400	11	12	.917	6	15	14	4	1	35	7.0
McElroy	5	32	4	9	.444	4	5	.800	2	4	1	0	0	12	2.4
Brown	5	58	4	13	.308	2	2	1.000	10	1	9	1	1	10	2.0
Givens	4	36	3	14	.214	0	0	—	5	3	7	2	0	6	1.5
Pellom	4	18	0	3	.000	1	3	.333	0	1	3	0	1	1	0.3

3-pt. field goals: Atlanta 1-7 (.143) - Roundfield 0-1 (.000), Criss 1-3 (.333), Hill 0-1 (.000), Brown 0-1 (.000), McElroy 0-1 (.000). Opponents 2-15 (.133).

## 1981-82 PLAYOFF STATS

(Lost to Philadelphia, 2-0)

	G	Min	FGM	FGA	Pct.	FTM	FTA	Pct.	Reb	Asst	PF	Stl	Blk	Pts	Avg
Roundfield	2	85	17	36	.472	8	14	.571	22	2	8	2	4	42	21.0
Drew	2	59	8	22	.364	7	12	.583	10	1	11	0	0	23	11.5
Johnson	2	67	9	26	.346	4	4	1.000	6	9	8	0	1	22	11.0
McMillen	2	47	8	13	.615	4	6	.667	7	1	5	3	0	20	10.0
Hawes	1	12	2	5	.400	3	4	.750	5	0	1	0	0	7	7.0
Macklin	2	30	4	8	.500	6	6	1.000	3	1	6	0	0	14	7.0
Sparrow	2	69	5	12	.417	4	4	1.000	8	11	7	2	0	14	7.0
Glenn	2	35	5	7	.714	2	2	1.000	1	2	3	3	0	12	6.0
Matthews	2	28	2	10	.200	4	4	1.000	0	4	4	0	1	8	4.0
Rollins	2	65	2	6	.333	3	4	.750	8	2	8	0	6	7	3.5
Pellom	1	4	1	3	.333	0	0	—	1	0	0	0	0	2	2.0
Williams	1	4	0	2	.000	0	0	—	0	0	0	0	0	0	—

3-pt. field goals: Atlanta 0-3 (.000) - Macklin 0-1 (.000), Sparrow 0-1 (.000), Williams 0-1 (.000). Opponents 0-1 (.000).

## HAWKS YEARLY PLAYOFF STATS, CONT.

## 1982-83 PLAYOFF STATS

(Lost to Boston, 2-1)

	G	Min	FGM	FGA	Pct.	FTM	FTA	Pct.	Reb	Asst	PF	Stl	Blk	Pts	Avg
Roundfield	3	124	24	50	.480	5	11	.455	42	10	5	4	4	53	17.7
Davis	3	113	21	52	.404	9	10	.900	5	27	6	0	0	51	17.0
Wilkins	3	109	17	42	.405	12	14	.857	15	1	9	2	1	47	15.7
Macklin	3	78	11	24	.458	8	10	.800	15	2	12	2	2	30	10.0
Rollins	3	118	13	27	.481	3	9	.333	30	3	12	1	10	29	9.7
Glenn	3	67	12	22	.545	4	4	1.000	5	3	10	2	0	28	9.3
Matthews	3	38	3	9	.333	4	5	.800	0	11	5	0	1	10	3.3
McMillen	3	39	4	12	.333	2	2	1.000	7	2	5	1	2	10	3.3
Smith	2	15	1	5	.200	4	4	1.000	1	4	1	1	0	6	3.0
Edmonson	1	2	1	1	1.000	0	0	—	1	1	0	0	0	2	2.0
Brown	2	15	1	3	.333	1	2	.500	3	0	3	0	0	3	1.5
G. Johnson	1	2	0	0	—	0	0	—	0	0	0	0	0	0	—

3-pt. field goals: Atlanta 1-4 (.250) - Roundfield 0-1 (.000), Davis 0-1 (.000), Wilkins 1-1 (1.000), Matthews 0-1 (.000). Opponents 3-13 (.231).

## 1983-84 PLAYOFF STATS

(Lost to Milwaukee, 3-2)

	G	Min	FGM	FGA	Pct.	FTM	FTA	Pct.	Reb	Asst	PF	Stl	Blk	Pts	Avg
Wilkins	5	197	35	84	.417	26	31	.839	41	11	13	12	1	96	19.2
Roundfield	5	191	30	69	.435	25	35	.714	44	8	16	2	7	86	17.2
Rivers	5	130	16	32	.500	36	41	.878	10	16	16	12	4	68	13.6
Johnson	5	123	19	54	.352	15	22	.682	9	24	11	6	0	54	10.8
Davis	5	131	22	55	.400	6	6	1.000	10	24	10	1	0	50	10.0
Wittman	5	96	20	37	.541	0	0	.000	9	11	5	1	0	40	8.0
Brown	5	83	10	21	.476	10	12	.833	19	2	19	0	1	30	6.0
Rollins	5	152	10	25	.400	5	8	.625	34	1	23	2	10	25	5.0
Glenn	5	53	5	14	.357	0	0	.000	5	5	9	2	0	10	2.0
Hastings	5	32	2	9	.222	3	4	.750	8	1	4	1	0	7	1.4
Paultz	2	7	1	3	.333	0	0	.000	0	0	0	0	0	2	1.0
Landsberger	2	5	0	1	.000	0	0	—	1	0	1	0	0	0	0.0

3-pt. field goals: Atlanta 2-11 (.182) - Wilkins 0-1 (.000), Roundfield 1-1 (1.000), Rivers 0-3 (.000), Johnson 1-6 (.167). Opponents 6-21 (.286).

## 1985-86 PLAYOFF STATS

(Defeated Detroit, 3-1 ... Lost to Boston, 4-1)

	G	Min	FGM	FGA	Pct.	FTM	FTA	Pct.	Reb	Asst	PF	Stl	Blk	Pts	Avg
Wilkins	9	360	94	217	.433	68	79	.861	54	25	24	9	2	257	28.6
Wittman	9	348	71	135	.526	18	26	.692	24	30	16	10	1	160	17.8
Willis	9	280	55	98	.561	15	23	.652	65	5	38	7	8	125	13.9
Rivers	9	262	40	92	.435	31	42	.738	42	78	38	18	0	114	12.7
Webb	9	183	42	81	.519	26	33	.788	31	65	13	4	1	110	12.2
Rollins	9	248	26	47	.553	7	11	.636	78	3	32	2	15	59	6.6
Koncak	9	193	14	29	.483	26	46	.565	34	5	27	6	10	54	6.0
Levingston	9	180	22	37	.595	7	9	.778	41	3	23	4	9	52	5.8
Hastings	9	49	11	14	.786	5	11	.455	10	2	11	2	0	28	3.1
Davis	8	65	9	25	.360	4	4	1.000	6	15	6	2	0	22	2.8
Battle	6	27	4	11	.364	3	4	.750	4	2	5	2	0	11	1.8
Charles	4	15	3	4	.750	1	1	1.000	2	2	1	0	0	7	1.8

3-pt. field goals: Atlanta 6-21 (.286) - Wilkins 1-5 (.200), Wittman 0-1 (.000), Rivers 3-6 (.500), Webb 0-2 (.000), Levingston 1-1 (1.000), Hastings 1-4 (.250), Battle 0-1 (.000). Opponents 14-35 (.400).

## 1986-87 PLAYOFF STATS

(Defeated Indiana, 3-1 ... Lost to Detroit, 4-1)															
	G	Min	FGM	FGA	Pct.	FTM	FTA	Pct.	Reb	Asst	PF	Stl	Blk	Pts	Avg
Wilkins	9	360	86	210	.410	66	74	.892	70	25	25	16	8	241	26.8
Wittman	9	300	67	121	.554	14	17	.824	18	30	22	4	4	148	16.4
Willis	9	356	60	115	.522	21	31	.677	83	6	33	9	7	141	15.7
Carr	9	162	39	56	.696	26	32	.813	27	13	36	3	8	104	11.6
Rivers	8	245	18	47	.383	26	52	.500	27	90	32	9	3	62	7.8
Battle	8	78	15	34	.441	21	23	.913	10	8	13	1	0	53	6.6
Rollins	9	221	15	28	.536	10	14	.714	53	3	33	3	16	40	4.4
Webb	8	122	9	19	.474	13	17	.765	8	38	10	6	0	31	3.9
McGee	8	101	10	39	.256	5	10	.500	20	15	7	4	0	27	3.4
Levingston	9	108	7	18	.389	14	18	.778	34	3	21	0	3	28	3.1
Koncak	8	86	7	13	.538	6	8	.750	25	3	24	3	4	20	2.5
Hastinos	4	21	2	3	.667	2	2	1.000	6	0	5	1	1	6	1.5

## HAWKS YEARLY PLAYOFF STATS, CONT.

## 1987-88 PLAYOFF STATS

(Defeated Milwaukee, 3-2 ... Lost to Boston, 4-3)

	G	Min	FGM	FGA	Pct.	FTM	FTA	Pct.	Reb	Asst	PF	Stl	Blk	Pts	Avg
Wilkins	12	473	137	300	.457	96	125	.768	77	34	24	16	6	374	31.2
Willis	12	462	80	138	.580	34	50	.680	108	11	51	10	10	194	16.2
Rivers	12	409	71	139	.511	39	43	.907	59	115	40	25	2	188	15.7
Wittman	12	344	66	122	.541	5	7	.714	26	43	26	7	1	137	11.4
Webb	12	211	35	81	.432	34	37	.919	20	56	22	9	0	106	8.8
Battle	12	166	32	67	.478	17	25	.680	20	26	14	2	0	81	6.8
Carr	12	210	36	68	.529	9	14	.643	41	15	47	4	17	81	6.8
Levingston	12	163	24	50	.480	12	16	.750	26	7	25	5	5	60	5.0
Rollins	12	333	20	36	.556	13	15	.867	71	6	46	10	19	53	4.4
Hastings	11	103	9	14	.643	8	8	1.000	17	3	21	3	1	26	2.4
Wood	4	4	1	1	1.000	0	0	—	0	1	0	0	0	3	0.8
Washburn	1	2	0	0	—	0	0	—	0	0	0	0	0	0	—

3-pt. field goals: Atlanta 14-54 (.259) - Wilkins 4-18 (.222), Willis 0-1 (.000), Rivers 7-22 (.318), Webb 2-8 (.250), Battle 0-2 (.000), Carr 0-1 (.000), Hastings 0-1 (.000), Wood 1-1 (.000), Opponents 21-70 (.300).

## 1988-89 PLAYOFF STATS

(Lost to Milwaukee, 3-2)

	G	Min	FGM	FGA	Pct.	FTM	FTA	Pct.	Reb	Asst	PF	Stl	Blk	Pts	Avg
Wilkins	5	212	52	116	.448	27	38	.711	27	17	5	4	8	136	27.2
Malone	5	197	32	64	.500	40	51	.784	60	9	5	7	4	105	21.0
Rivers	5	191	22	57	.386	17	24	.708	24	34	22	7	2	67	13.4
Koncak	5	192	18	29	.621	28	33	.848	48	4	23	2	8	64	12.8
Battle	5	118	20	46	.435	9	12	.750	13	16	13	2	0	49	9.8
Theus	5	127	14	38	.368	9	12	.750	7	24	18	1	0	37	7.4
Carr	5	81	13	21	.619	8	11	.727	8	7	13	0	4	34	6.8
Levingston	5	77	3	11	.273	9	10	.900	17	2	15	0	3	16	3.2
Webb	5	55	3	11	.273	2	2	1.000	4	15	6	4	0	8	1.6

3-pt. field goals: Atlanta 13-46 (.283) - Wilkins 5-17 (.294), Malone 1-1 (.000), Rivers 6-19 (.316), Battle 0-6 (.000), Theus 0-2 (.000), Levingston 1-1 (.000), Opponents 13-41 (.317).

## 1990-91 PLAYOFF STATS

(Lost to Detroit, 3-2)

	G	Min	FGM	FGA	Pct.	FTM	FTA	Pct.	Reb	Asst	PF	Stl	Blk	Pts	Avg
Wilkins	5	195	35	94	.372	32	35	.914	32	13	8	9	5	104	20.8
Rivers	5	173	30	64	.469	17	19	.895	20	15	14	5	2	78	15.6
Willis	5	159	27	67	.403	21	30	.700	45	5	22	3	1	77	15.4
Webb	5	154	25	57	.439	11	16	.688	22	24	13	7	1	66	13.2
Battle	5	107	16	44	.364	24	25	.960	10	11	11	1	0	58	11.6
Moncrief	5	91	11	22	.500	13	16	.813	16	2	16	3	0	36	7.2
Ferrell	5	73	8	18	.444	8	12	.667	17	3	10	0	0	24	4.8
Malone	5	84	4	20	.200	13	14	.929	31	3	4	2	1	21	4.2
McCormick	2	13	2	7	.286	2	3	.667	2	0	1	0	0	6	3.0
Koncak	5	133	4	14	.286	2	2	1.000	23	7	17	2	4	10	2.0
Leonard	2	5	2	2	1.000	0	0	—	2	0	0	0	0	4	2.0
Robinson	2	13	1	4	.250	0	0	—	1	1	1	1	0	2	1.0

3-pt. field goals: Atlanta 13-52 (.250) - Wilkins 2-15 (.133), Rivers 1-11 (.091), Willis 2-3 (.667), Webb 5-12 (.417), Battle 2-5 (.400), Moncrief 1-6 (.167), Opponents 23-59 (.390).

## 1992-93 PLAYOFF STATS

(Lost to Chicago, 3-0)

	G	Min	FGM	FGA	Pct.	FTM	FTA	Pct.	Reb	Asst	PF	Stl	Blk	Pts	Avg
Wilkins	3	113	32	75	.427	23	30	.767	16	9	8	3	1	90	30.0
Willis	3	103	21	45	.467	8	14	.571	26	3	13	2	0	50	16.7
Augmon	3	93	14	31	.452	8	12	.667	8	5	7	4	0	36	12.0
Ferrell	3	54	14	23	.609	4	5	.800	5	1	6	0	0	33	11.0
Blaylock	3	99	9	25	.360	5	6	.833	13	13	9	3	4	27	9.0
Keefe	3	53	7	13	.538	4	6	.667	13	6	7	1	0	18	6.0
Foster	1	5	1	3	.333	3	4	.750	1	0	0	0	0	5	5.0
Mays	1	20	2	4	.500	0	0	—	1	0	3	0	0	4	4.0
Henson	3	47	3	9	.333	0	0	—	4	5	4	4	0	8	2.7
Graham	2	27	2	8	.250	0	0	—	3	2	2	4	0	4	2.0
Breuer	1	17	1	4	.250	0	0	—	2	1	2	0	1	2	2.0
Koncak	3	89	1	10	.100	1	2	.500	24	4	9	3	5	3	1.0

3-pt. field goals: Atlanta 10-36 (.278) - Wilkins 3-12 (.250), Willis 0-1 (.000), Ferrell 1-3 (.333), Blaylock 4-12 (.333), Mays 0-1 (.000), Henson 2-5 (.400), Graham 0-2 (.000), Opponents 15-34 (.441).

## HAWKS YEARLY PLAYOFF STATS, CONT.

## 1993-94 PLAYOFF STATS

(Defeated Miami, 3-2 ... Lost to Indiana, 4-2)

	G	Min	FGM	FGA	Pct.	FTM	FTA	Pct.	Reb	Asst	PF	Stl	Blk	Pts	Avg
Manning	11	426	84	172	.488	52	66	.788	77	37	39	15	9	220	20.0
Blaylock	11	415	48	141	.340	25	30	.833	55	98	22	24	5	143	13.0
Willis	11	362	59	129	.457	16	21	.762	119	11	37	8	5	134	12.2
Ehlo	11	317	50	118	.424	17	24	.708	30	40	32	11	0	125	11.4
Augmon	11	324	46	89	.517	27	38	.711	29	28	26	7	2	119	10.8
Ferrell	11	187	25	63	.397	27	36	.750	31	17	24	5	3	78	7.1
Lang	11	234	29	63	.460	17	22	.773	47	5	35	6	20	75	6.8
Koncak	11	195	27	66	.409	4	10	.400	30	13	32	6	12	58	5.3
Keefe	7	62	6	10	.600	4	9	.444	13	2	9	1	1	16	2.3
Whatley	11	113	9	28	.321	6	8	.750	14	12	18	7	0	24	2.2
Graham	1	2	1	2	.500	0	0	—	0	0	0	0	0	2	2.0
Edwards	1	3	0	0	—	0	0	—	0	0	0	0	1	0	—

3-pt. field goals: Atlanta 31-98 (.316) - Blaylock 22-64 (.344), Willis 0-5 (.000), Ehlo 8-23 (.348), Ferrell 1-4 (.250), Lang 0-1 (.000), Graham 0-1 (.000), Opponents 47-130 (.362).

## 1994-95 PLAYOFF STATS

(Lost to Indiana, 3-0)

	G	Min	FGM	FGA	Pct.	FTM	FTA	Pct.	Reb	Asst	PF	Stl	Blk	Pts	Avg
Smith	3	108	17	43	.395	16	19	.842	8	6	14	6	1	57	19.0
Blaylock	3	121	18	49	.367	7	11	.636	13	17	6	4	0	54	18.0
Long	3	110	14	28	.500	13	18	.722	34	4	11	4	1	41	13.7
Corbin	3	79	12	26	.462	8	9	.889	10	2	0	2	1	34	11.3
Lang	3	101	12	28	.429	7	9	.778	12	1	12	2	2	31	10.3
Augmon	3	52	6	14	.429	9	12	.750	7	5	8	3	0	21	7.0
Norman	3	42	7	18	.389	1	7	.143	9	3	13	0	1	16	5.3
Ehlo	3	49	2	12	.167	4	4	1.000	7	3	0	2	0	9	3.0
Anderson	3	39	1	5	.200	3	4	.750	13	2	9	2	2	5	1.7
Whatley	3	19	0	4	.000	0	0	—	4	1	2	0	0	0	—

3-pt. field goals: Atlanta 22-67 (.328) - Smith 7-18 (.389), Blaylock 11-28 (.393), Long 0-1 (.000), Corbin 2-6 (.333), Norman 1-8 (.125), Ehlo 1-6 (.167), Opponents 17-49 (.347).

## 1995-96 PLAYOFF STATS

(Defeated Indiana, 3-2 ... Lost to Orlando, 4-1)

	G	Min	FGM	FGA	Pct.	FTM	FTA	Pct.	Reb	Asst	PF	Stl	Blk	Pts	Avg
Smith	10	421	75	171	.439	42	52	.808	41	32	31	13	13	217	21.7
Blaylock	10	426	61	145	.421	16	24	.667	43	64	15	22	8	171	17.1
Laettner	10	334	59	122	.484	38	54	.704	69	15	41	12	10	157	15.7
Long	10	362	44	111	.396	20	25	.800	86	28	27	7	3	114	11.4
Augmon	10	314	35	72	.486	33	40	.825	36	27	26	11	6	103	10.3
Henderson	10	145	23	40	.575	7	10	.700	27	7	20	1	4	53	5.3
Rooks	10	140	16	28	.571	13	21	.619	27	7	35	4	4	45	4.5
Ehlo	9	171	12	41	.293	5	7	.714	18	9	14	9	2	36	4.0
Bullard	4	51	4	12	.333	2	4	.500	6	0	6	0	2	14	3.5
Jordan	10	59	7	13	.538	3	7	.429	6	9	7	5	1	17	1.7
Boyce	1	2	0	2	.000	0	0	—	0	0	0	0	0	0	—

3-pt. field goals: Atlanta 76-206 (.369) - Smith 25-61 (.410), Blaylock 33-84 (.393), Laettner 1-3 (.333), Long 6-24 (.250), Augmon 0-1 (.000), Ehlo 7-23 (.304), Bullard 4-8 (.500), Boyce 0-2 (.000), Opponents 49-149 (.329).

## 1996-97 PLAYOFF STATS

(Defeated Detroit, 3-2 ... Lost to Chicago, 4-1)

	G	Min	FGM	FGA	Pct.	FTM	FTA	Pct.	Reb	Asst	PF	Stl	Blk	Pts	Avg
Smith	10	421	55	139	.396	61	74	.824	39	17	38	4	1	189	18.9
Laettner	10	403	62	153	.405	48	56	.857	72	26	32	10	8	176	17.6
Blaylock	10	441	61	154	.396	14	21	.667	70	65	15	21	2	164	16.4
Mutombo	10	415	54	86	.628	46	64	.719	123	13	30	1	26	154	15.4
Corbin	10	364	42	92	.457	9	9	1.000	43	20	29	4	2	106	10.6
Henderson	10	136	19	34	.559	20	26	.769	33	0	26	1	3	58	5.8
Casner	10	121	11	26	.423	5	8	.625	11	9	9	2	0	31	3.1
Jamas	8	45	3	13	.231	0	0	—	1	2	12	1	0	8	1.0
Hancock	6	33	2	5	.400	0	3	.000	5	1	5	1	1	4	0.7
Barry	2	9	0	3	.000	0	0	—	0	0	0	0	0	0	0.0
Lauderdale	3	7	0	3	.000	0	0	—	2	0	1	0	0	0	0.0
Newbill	3	5	0	0	—	0	0	—	1	1	2	0	0	0	0

## HAWKS YEARLY PLAYOFF STATS, CONT.

## 1997-98 PLAYOFF STATS

	(Lost to Charlotte, 3-1)														
	G	Min	FGM	FGA	Pct.	FTM	FTA	Pct.	Reb	Asst	PF	Stl	Blk	Pts	Avg
Smith	4	160	39	68	.574	11	16	.688	11	9	17	2	3	99	24.8
Blaylock	4	153	22	53	.415	7	12	.583	20	33	8	9	1	59	14.8
Henderson	4	126	20	38	.526	11	18	.611	22	4	13	3	1	51	12.8
Laettner	4	87	12	35	.343	15	17	.882	17	4	16	6	1	39	9.8
Mutombo	4	136	11	24	.458	10	16	.625	51	1	10	1	9	32	8.0
Recasner	4	89	10	25	.400	2	2	1.000	4	8	7	2	0	29	7.3
Brown	4	50	7	15	.467	1	2	.500	6	4	5	0	0	16	4.0
Corbin	4	113	7	25	.280	0	0	—	15	4	10	6	1	15	3.8
Crawford	1	4	0	0	—	2	2	1.000	2	0	2	0	1	2	2.0
Miller	4	33	3	8	.375	2	2	1.000	9	1	5	2	1	8	2.0
Anderson	1	4	0	0	—	0	2	.000	2	0	1	0	1	0	0.0
Barry	2	5	0	1	.000	0	0	—	1	0	0	0	0	0	0.0

3-pt. field goals: Atlanta 27-72 (.375) - Smith 10-20 (.500), Blaylock 8-27 (.296), Henderson 0-1 (.000), Laettner 0-3 (.000), Recasner 7-12 (.583), Brown 1-2 (.500), Corbin 1-6 (.167), Barry 0-1 (.000), Opponents 14-35 (.400).

## 1998-99 PLAYOFF STATS

	(Defeated Detroit, 3-2 ... Lost to New York, 4-0)														
	G	Min	FGM	FGA	Pct.	FTM	FTA	Pct.	Reb	Asst	PF	Stl	Blk	Pts	Avg
Smith	9	356	54	153	.353	39	43	.907	31	30	32	14	2	156	17.3
Mutombo	9	380	40	71	.563	33	47	.702	125	11	28	5	23	113	12.6
Blaylock	9	358	44	135	.326	7	15	.467	36	36	11	18	2	113	12.6
Long	9	358	36	88	.409	32	44	.727	74	8	27	18	4	105	11.7
Crawford	6	125	16	48	.333	23	26	.885	19	5	19	1	1	59	9.8
Corbin	9	268	30	72	.417	3	4	.750	33	16	20	6	0	69	7.7
Gray	8	71	15	41	.366	10	11	.909	9	4	11	6	1	44	5.5
McLeod	6	49	11	21	.524	4	4	1.000	3	1	3	1	1	26	4.3
Johnson	9	111	8	29	.276	7	10	.700	9	10	9	1	1	24	2.7
West	9	68	3	10	.300	2	4	.500	9	2	14	2	1	8	0.9
Sheppard	4	12	0	3	.000	0	0	—	2	2	0	1	0	0	—
Henderson	1	4	0	0	—	0	0	—	0	0	1	0	0	0	—

3-pt. field goals: Atlanta 43-138 (.312) - Smith 9-33 (.273), Blaylock 18-51 (.353), Long 1-4 (.250), Crawford 4-14 (.286), Corbin 6-23 (.261), Gray 4-11 (.364), Johnson 1-2 (.500), Opponents 28-92 (.304).

## 2007-08 PLAYOFF STATS

	(Lost to Boston, 4-3)														
	G	Min	FGM	FGA	Pct.	FTM	FTA	Pct.	Reb	Asst	PF	Stl	Blk	Pts	Avg
Johnson	7	275	47	115	.409	30	33	.909	27	28	16	2	0	140	20.0
Smith	7	237	35	88	.398	37	44	.841	45	20	26	12	20	110	15.7
Horford	7	277	34	72	.472	20	27	.741	73	25	26	3	7	88	12.6
Williams	7	199	24	58	.414	32	36	.889	28	5	21	2	3	80	11.4
Bibby	7	252	22	65	.338	21	32	.656	22	22	12	4	2	72	10.3
Childress	7	205	22	42	.524	6	12	.500	40	11	7	1	5	50	7.1
Pachulia	7	105	7	25	.280	15	21	.714	20	2	22	2	0	29	4.1
Stoudamire	3	28	4	9	.444	2	2	1.000	1	0	2	1	0	12	4.0
Law	7	61	6	8	.750	9	10	.900	2	8	5	2	0	21	3.0
Richardson	3	6	1	4	.250	0	0	—	0	0	1	0	0	2	0.7
Jones	7	29	2	10	.200	0	2	.000	8	1	3	1	3	4	0.6
West	6	6	1	3	.333	0	1	.000	2	0	0	0	0	2	0.3

3-pt. field goals: Atlanta 28-87 (.322) - Johnson 16-36 (.444), Bibby 7-24 (.292), Smith 3-18 (.167), Stoudamire 2-6 (.333), Childress 0-2 (.000), Pachulia 0-1 (.000), Opponents 50-131 (.382).

## 2008-09 PLAYOFF STATS

(Defeated Miami, 4-3 ... Lost to Cleveland, 4-0)															
	G	Min	FGM	FGA	Pct.	FTM	FTA	Pct.	Reb	Asst	PF	Stl	Blk	Pts	Avg
Smith	11	410	67	159	.421	52	71	.732	82	24	36	12	17	188	17.1
Johnson	11	429	70	168	.417	28	45	.622	49	39	24	14	0	180	16.4
Bibby	11	390	49	106	.462	21	22	.955	37	46	34	10	2	145	13.2
Murray	11	341	42	123	.341	32	37	.865	30	28	17	12	3	130	11.8
Pachulia	11	260	22	53	.415	32	42	.762	76	3	40	5	3	76	6.9
Horford	9	252	25	59	.424	12	18	.667	52	18	26	6	6	62	6.9
Evans	11	265	28	65	.431	4	6	.667	16	10	29	6	3	68	6.2
Williams	6	97	10	29	.345	9	13	.692	9	6	8	5	2	30	5.0
Gardner	3	19	5	13	.385	1	1	1.000	2	2	4	1	0	14	4.7
Jones	9	77	6	12	.500	2	2	1.000	16	2	9	1	0	14	1.6
Law	6	28	3	9	.333	1	1	1.000	2	6	3	0	0	8	1.3
Hunter	4	14	2	3	.667	0	0	—	6	0	1	1	1	4	1.0
West	11	46	2	10	.200	1	4	.250	5	2	2	2	0	5	0.5
Claxton	1	3	0	0	—	0	0	—	0	0	0	0	0	0	—
Morris	3	8	0	1	.000	0	0	—	2	0	2	1	0	0	0.0

3-pt. field goals: Atlanta 67-192 (.349) - Bibby 26-48 (.542), Murray 14-50 (.280), Johnson 12-34 (.353), Evans 8-28 (.286), Gardner 3-6 (.500), Smith 2-15 (.133), Law 1-3 (.333), Williams 1-6 (.167), Opponents 80-219 (.365).

## HAWKS YEARLY PLAYOFF STATS, CONT.

## 2009-10 PLAYOFF STATS

(Defeated Milwaukee, 4-3 ... Lost to Orlando, 4-0)															
	G	Min	FGM	FGA	Pct.	FTM	FTA	Pct.	Reb	Asst	PF	Stl	Blk	Pts	Avg
Johnson	11	440	77	199	.387	34	42	.810	56	55	22	10	3	197	17.9
Crawford	11	351	56	154	.364	49	58	.845	30	30	26	9	1	179	16.3
Horford	11	388	67	128	.523	26	31	.839	99	29	35	8	19	161	14.6
Jos. Smith	11	392	62	129	.481	29	44	.659	99	29	30	13	19	155	14.1
Bibby	11	292	36	80	.450	7	10	.700	28	28	26	9	0	93	8.5
Williams	11	345	31	79	.392	29	32	.906	63	8	20	6	5	92	8.4
Pachulia	11	161	18	35	.514	15	24	.625	38	3	34	2	7	51	4.6
Evans	11	148	11	37	.297	0	0	---	13	2	19	9	0	25	2.3
Collins	3	10	3	5	.600	0	0	---	5	0	7	0	0	6	2.0
Teague	9	59	7	21	.333	0	0	---	2	4	3	3	1	16	1.8
Morris	3	10	1	2	.500	1	1	1.000	2	0	3	0	0	3	1.0
West	7	20	3	4	.750	0	0	---	2	1	7	1	0	6	0.9
Joe Smith	5	24	0	3	.000	0	0	---	2	0	1	0	1	0	0.0

3-pt. field goals: Atlanta 50-150 (.333) - Johnson 9-41 (.220), Crawford 18-50 (.360), Horford 1-1 (.000), Jos. Smith 2-6 (.333), Bibby 14-34 (.412), Williams 1-2 (.500), Evans 3-10 (.300), Teague 2-5 (.400), West 0-1 (.000), Opponents 90-261 (.345).

## 2010-11 PLAYOFF STATS

(Defeated Orlando, 4-2 ... Lost to Chicago, 4-2)															
	G	Min	FGM	FGA	Pct.	FTM	FTA	Pct.	Reb	Asst	PF	Stl	Blk	Pts	Avg
Johnson	12	497	87	198	.439	34	42	.810	55	40	19	13	1	226	18.8
Ja. Crawford	12	358	61	155	.394	42	51	.824	16	30	17	9	4	185	15.4
Smith	12	438	69	171	.404	40	67	.597	102	35	39	13	25	181	15.1
Teague	8	238	37	72	.514	19	23	.826	17	28	10	6	3	94	11.8
Horford	12	468	58	137	.423	20	26	.769	115	42	33	5	12	136	11.3
Hinrich	6	173	26	52	.500	1	1	1.000	14	16	21	7	2	61	10.2
Williams	12	216	22	56	.393	10	13	.769	27	6	18	9	7	57	4.8
Pachulia	11	195	11	23	.478	17	22	.773	54	13	37	2	1	39	3.5
Collins	12	158	9	14	.643	3	8	.375	17	1	31	5	3	21	1.8
Wilkins	8	39	7	13	.538	0	0	---	8	1	2	2	2	14	1.8
Sy	4	11	2	3	.667	2	4	.500	1	3	1	1	0	6	1.5
Powell	9	48	5	9	.556	0	0	---	9	1	8	0	0	10	1.1
Armstrong	8	35	1	5	.200	3	6	.500	10	1	7	3	0	5	0.6
Thomas	1	7	0	2	.000	0	0	---	1	0	1	0	0	0	0.0

3-pt. field goals: Atlanta 54-167 (.323) - Ja. Crawford 21-60 (.350), Johnson 18-42 (.429), Hinrich 8-19 (.421), Smith 3-24 (.125), Williams 3-11 (.273), Teague 1-7 (.143), Opponents 70-244 (.287).

## 2011-12 PLAYOFF STATS

(Lost to Boston, 4-2)															
	G	Min	FGM	FGA	Pct.	FTM	FTA	Pct.	Reb	Asst	PF	Stl	Blk	Pts	Avg
J. Johnson	6	243	38	102	.373	18	24	.750	21	21	11	8	1	103	17.2
Smith	5	196	34	88	.386	16	21	.762	68	24	14	3	5	84	16.8
Horford	3	108	20	34	.588	6	8	.750	25	8	11	4	4	46	15.3
Teague	6	225	30	73	.411	17	19	.895	22	25	18	5	5	84	14.0
Williams	6	145	16	45	.356	7	9	.778	33	5	9	3	2	47	7.8
Hinrich	6	141	13	30	.433	2	2	1.000	12	6	9	4	0	34	5.7
McGrady	6	90	10	26	.385	5	6	.833	17	6	4	0	2	25	4.2
Dampier	4	55	7	13	.538	2	3	.667	14	0	6	0	1	16	4.0
Pargo	5	46	6	21	.286	0	0	---	5	6	5	2	0	16	3.2
Green	5	63	6	13	.462	0	0	---	8	3	6	0	0	13	2.6
I. Johnson	5	54	5	16	.313	3	5	.600	17	0	7	3	0	13	2.6
Collins	5	85	6	11	.545	0	0	---	12	0	16	1	0	12	2.4
Badmanovic	2	15	0	4	.000	0	0	---	1	1	3	0	0	0	0.0



## HAWKS YEARLY PLAYOFF STATS, CONT.

### 2013-14 PLAYOFF STATS

(Lost to Indiana, 4-3)

	G	Min	FGM	FGA	Pct.	FTM	FTA	Pct.	Reb	Asst	PF	Stl	Blk	Pts	Avg
Millsap	7	267	41	103	.398	45	56	.804	76	20	25	10	13	136	19.4
Teague	7	242	44	112	.393	38	40	.950	26	35	15	7	4	135	19.3
Korver	7	250	30	66	.455	11	12	.917	37	5	15	4	2	94	13.4
Scott	7	146	23	63	.365	10	14	.714	18	3	11	1	0	66	9.4
Carroll	7	246	23	49	.469	7	11	.636	34	11	21	5	3	62	8.9
Williams	7	133	19	50	.380	15	16	.938	16	8	10	7	1	58	8.3
Mack	7	118	19	47	.404	9	12	.750	13	25	10	4	0	57	8.1
Antic	7	170	7	42	.167	5	8	.625	27	5	26	5	3	22	3.1
Schröder	2	7	2	2	1.000	0	0	----	2	0	1	0	0	5	2.5
Martin	3	15	2	3	.667	0	0	----	3	0	2	2	0	4	1.3
Brand	7	81	2	12	.167	4	5	.800	23	6	10	1	6	8	1.1
Muscala	2	5	0	2	.000	0	0	----	0	0	0	0	0	0	0.0

3-pt. field goals: Atlanta 79-230 (.343) - Korver 23-54 (.426), Mack 10-27 (.370), Scott 10-31 (.323), Carroll 9-22 (.409), Millsap 9-27 (.333), Teague 9-27 (.333), Williams 5-16 (.313), Antic 3-25 (.120), Schröder 1-1 (1.000). Opponents 54-149 (.362).

### 2014-15 PLAYOFF STATS

(Defeated Brooklyn, 4-2 ... Defeated Washington, 4-2 ... Lost to Cleveland, 4-0)

	G	Min	FGM	FGA	Pct.	FTM	FTA	Pct.	Reb	Asst	PF	Stl	Blk	Pts	Avg
Teague	16	529	98	239	.410	52	60	.867	51	107	34	24	7	269	16.8
Millsap	16	566	85	209	.407	58	78	.744	139	55	52	25	14	243	15.2
Carroll	16	558	86	177	.486	32	41	.780	97	32	36	18	5	233	14.6
Horford	16	522	107	211	.507	15	20	.750	138	59	34	13	23	231	14.4
Korver	14	526	52	133	.391	13	16	.813	70	33	27	20	15	156	11.1
Schröder	16	290	56	145	.386	24	28	.857	29	62	28	9	0	144	9.0
Bazemore	16	303	30	71	.423	21	31	.677	53	13	25	11	9	87	5.4
Scott	11	172	21	55	.382	4	4	1.000	46	5	16	5	0	50	4.5
Antic	15	199	16	50	.320	20	25	.800	43	4	38	2	3	63	4.2
Muscala	10	102	20	33	.606	0	0	----	18	1	13	1	3	42	4.2
Mack	10	99	15	39	.385	3	6	.500	11	10	7	8	0	39	3.9
Jenkins	4	21	4	6	.667	0	0	----	3	0	2	0	0	10	2.5
Brand	3	4	0	1	.000	1	2	.500	1	0	3	0	0	1	0.3

3-pt. field goals: Atlanta 145-458 (.317) - Korver 39-110 (.355), Carroll 29-72 (.403), Teague 21-65 (.323), Millsap 15-49 (.306), Antic 11-32 (.344), Schröder 8-34 (.235), Bazemore 6-28 (.214), Mack 6-21 (.286), Scott 4-26 (.154), Horford 2-9 (.222), Jenkins 2-4 (.500), Muscala 2-8 (.250). Opponents 151-403 (.375).





NBA



**25** Thabo SEFOLOSHA

## NATIONAL BASKETBALL ASSOCIATION



NATIONAL BASKETBALL ASSOCIATION  
(www.nba.com)

NBA ENTERTAINMENT

WOMEN'S NATIONAL  
BASKETBALL ASSOCIATION

NBA DEVELOPMENT LEAGUE

## NEW YORK

Olympic Tower  
645 Fifth Avenue  
New York, NY 10022  
TEL: (212) 407-8000  
FAX: (212) 832-3861

## NEW JERSEY

100 Plaza Drive  
Secaucus, NJ 07094  
TEL: (201) 865-1500  
FAX: (201) 974-5973

## INTERNATIONAL OFFICES

## EUROPE

Headquarters - NBA EMEA  
Endeavour House  
189 Shaftesbury Avenue  
London, United Kingdom WC2H 8JR  
TEL: 44-20-74-20-8900

## SPAIN

pq. Empresarial 'La Finca'  
Edif. 17A, 1a  
28223 Pozuelo de Alarcón  
Madrid, Spain  
TEL: 34-911-517-101  
FAX: 34-911-517-120

## AFRICA

6th Floor World Trade Center  
Cnr West Road South and Lower Road  
Morningside 2196  
Johannesburg, South Africa  
TEL: 27-87-940-1333  
FAX: 27-86-726-6351

## INDIA

Tower 1, 10th Floor  
Indiabulls Finance Center  
Senapati Bapat Marg Mumbai  
Maharashtra 400013  
TEL: 91-22-6124-6100

## CANADA

50 Bay Street  
Suite 1402  
Toronto, Ontario  
Canada M5J 3A5  
TEL: 416-682-2000  
FAX: 416-364-0205

## LATIN AMERICA

## BRAZIL

Av Borges de Medeiros, 333  
Sala 303 - Leblon  
Rio de Janeiro, RJ, Brazil 22430-041  
TEL: 55-21-3206-6400  
FAX: 55-21-2586-6001

## MEXICO

Av Santa Fe 94, Torre A Piso 8, Colonia Zedec Santa Fe  
Mexico DF, Mexico 01210  
TEL: 52-55-8851-1159  
FAX: 52-55-8851-1111

## ASIA/PACIFIC

## HONG KONG

Room 3101, The Lee Gardens  
33 Hysan Avenue  
Causeway Bay, Hong Kong  
TEL: 011 852-2843-9600  
FAX: 011 852-2536-4808

## TAIWAN

Suite 1303, No. 88, Section 2, Chung Hsiao East Rd.  
Taipei, Taiwan ROC 100  
TEL: 011-886-2-2397-8000  
FAX: 011-886-2-2358-1098

## KOREA

21F Seoul Finance Center  
136 Sejong-daero, Jung-gu  
Seoul Korea 100-768  
TEL: 822-3782-6835  
FAX: 822-3782-4555

## CHINA-BEIJING

19th Floor, Office Tower 2,  
China Central Place  
No. 79 Jianguo Road, Chaoyang District  
Beijing 100025 China  
TEL: (86) 10-5200-8200  
FAX: (86) 10-5200-8202

## CHINA-SHANGHAI

Unit 2703-08, 27/F,  
Tower 2, Plaza 66  
1366 Nanjing West Road, Jing An District  
Shanghai 200040, China  
TEL: 86-21-6137-2200  
FAX: 86-21-6288-9920

## NATIONAL BASKETBALL ASSOCIATION DEVELOPMENT LEAGUE

645 5th Avenue, New York, NY 10022 www.nba.com/dleague Media Relations Contact: Joanna Shapiro (jshapiro@nba.com)

## 2015-16 NBDL TEAM DIRECTORY

## AUSTIN SPURS

13581 Pond Springs Road, Suite 108  
Austin, TX 78729  
(512) 236-8333, FAX: (512) 236-8444  
Arena: Cedar Park Center  
Media Relations: Penn Travillion  
(ptravillion@attcenter.com)  
NBA Affiliation: San Antonio

## BAKERSFIELD JAM

1400 Norris Road  
Bakersfield, CA 93308  
(661) 615-6550, FAX: (661) 615-6555  
Arena: Dignity Health Events Center  
Media Relations: William Aquije  
(william@bakersfieldjam.com)  
NBA Affiliation: Phoenix

## CANTON CHARGE

1101 Market Avenue North  
Canton, OH 44702  
(330) 489-1701, FAX: (330) 489-1703  
Arena: Canton Memorial Civic Center  
Media Relations: Sean Wyatt  
(swyatt@cantoncharge.com)  
NBA Affiliation: Cleveland

## DELAWARE 87ers

300 Martin Luther King Blvd., Suite 200  
Wilmington, DE 19801  
(302) 504-7587, FAX: (302) 351-5370  
Arena: Bob Carpenter Center  
Media Relations: Andrew Dzurita  
(andrewdzurita@sevens.com)  
NBA Affiliation: Philadelphia

## ERIE BAYHAWKS

110 East 8th Street  
Erie, PA 16501  
(814) 790-5600, FAX: (814) 790-5608  
Arena: Erie Insurance Arena  
Media Rel.: Iris Rayburn  
(iris.rayburn@nbaerle.com)  
NBA Affiliation: Orlando

## FORT WAYNE MAD ANTS

1910 St. Joe Center Rd., Suite 61  
Fort Wayne, IN 46825  
(260) 469-4667, FAX: (260) 469-4674  
Arena: War Memorial Coliseum  
Media Rel.: Kara Stevenson  
(kara@fortwaynehoops.com)  
NBA Affiliation: Indiana

## GRAND RAPIDS DRIVE

40 Monroe Center NW, Ste. 11,  
Grand Rapids, MI 49503  
Tel: (844) 473-7483  
Arena: DeltaPlex Arena  
Media Relations: Sarah Parfet Jbara  
(spj@nba-grandrapids.com)  
NBA Affiliation: Detroit

## IDAHO STAMPEDE

233 South Capital Blvd, Suite 100  
Boise, ID 83702  
(208) 388-4667, FAX: (208) 388-3845  
Arena: CenturyLink Arena  
Media Relations: Aubrie Warkentine  
(aubrie@idahostampede.com)  
NBA Affiliation: Utah

## IOWA ENERGY

730 3rd Street  
Des Moines, IA 50309  
(515) 564-8550, FAX: (515) 564-8551  
Arena: Wells Fargo Arena  
Media Relations: Mike Leighton  
(mleighton@iowanba.com)  
NBA Affiliation: Memphis

## LOS ANGELES D-FENDERS

555 North Nash St.  
El Segundo, CA 90245  
(310) 426-6000; FAX: (310) 426-6031  
Arena: Toyota Sports Center  
Media Relations: Will Patterson  
(wpatterson@d-fenders.com)  
NBA Affiliation: LA Lakers

## MAINE RED CLAWS

413 Congress Street  
Portland, ME 04101  
(207) 210-6655, FAX: (207) 210-6659  
Arena: Portland Exposition Building  
Media Relations: Evans Boston  
(eboston@maineredclaws.com)  
NBA Affiliation: Boston

## OKLAHOMA CITY BLUE

208 Thunder Drive  
Oklahoma City, OK 73102  
(918) 208-4800; FAX: (918) 429-7900  
Arena: Cox Convention Center  
Media Relations: Ben Coldagelli  
(bcoldagelli@okcthunder.com)  
NBA Affiliation: Oklahoma City

## RAPTORS 905

5600 Rose Cherry Place  
Mississauga, ON L4Z4B6  
(416) 815-5423, FAX: (416) 902-4311  
Arena: Hershey Centre  
Media Relations: TBD  
NBA Affiliation: Toronto

## RENO BIGHORNS

50 West Liberty St., Suite 201  
Reno, NV 89501  
(775) 853-8200  
Arena: Reno Event Center  
Media Relations: Kyle Jones  
(kjones@renobighorns.com)  
NBA Affiliation: Sacramento

## RIO GRANDE VALLEY VIPERS

4500 N 10th St., Suite 315  
McAllen, TX 78504  
(956) 972-1144, FAX: (956) 972-1150  
Arena: State Farm Arena  
Media Relations: Rebecca Sweet  
(rsweet@rgvipers.com)  
NBA Affiliation: Houston

## SANTA CRUZ WARRIORS

903 Pacific Ave., Suite 101  
Santa Cruz, CA 95060  
(831) 731-4396, FAX: (831) 466-3201  
Arena: Kaiser Permanente Arena  
Media Relations: Gina Antonello  
(gantonello@santacruzbasketball.com)  
NBA Affiliation: Golden State

## SIOUX FALLS SKYFORCE

2131 South Minnesota Ave  
Sioux Falls, SD 57105  
(605) 332-0605, FAX: (605) 332-2305  
Arena: Sanford Pentagon  
Media Relations: Darren Feeney  
(darren@skyforceonline.com)  
NBA Affiliation: Miami

## TEXAS LEGENDS

2601 Avenue of the Stars, Suite 300  
Frisco, TX 75034  
(214) 469-0822, FAX: (214) 469-0823  
Arena: Dr. Pepper Arena  
Media Relations: Britney Wynn  
(bwynn@texaslegends.com)  
NBA Affiliation: Dallas

## WESTCHESTER KNICKS

198 Central Avenue  
White Plains, NY 10606  
(914) 559-6888  
Arena: Westchester County Center  
Media Relations: Katie Hatch  
(katie.hatch@msg.com)  
NBA Affiliation: New York



## CHAMPIONSHIP SERIES

April 23, 2015 - Santa Cruz 119 - Fort Wayne 115

April 26, 2015 - Santa Cruz 109 - Fort Wayne 96

## 2014-15 FINAL REGULAR SEASON STANDINGS

ATLANTIC DIVISION		W	L	HOME W L	AWAY W L	Pct	GB	Last 10
Maine		35-15	20-6	15-9	.700	--		8-2
Canton		31-19	14-10	17-9	.620	4.0		8-2
Erie		24-26	15-10	9-16	.480	11.0		6-4
Delaware		20-30	11-14	9-16	.400	15.0		2-8
Westchester		10-40	9-16	1-24	.200	25.0		0-10
CENTRAL DIVISION		W	L	HOME W L	AWAY W L	Pct	GB	Last 10
Sioux Falls		29-21	14-10	15-11	.580	--		6-4
Fort Wayne		28-22	14-11	14-11	.560	1.0		6-4
Iowa		26-24	13-12	13-12	.520	3.0		5-5
Grand Rapids		23-27	15-9	8-18	.460	6.0		5-5
SOUTHWEST DIVISION		W	L	HOME W L	AWAY W L	Pct	GB	Last 10
Austin		32-18	18-8	14-10	.640	--		3-7
Oklahoma City		28-22	16-9	12-13	.560	4.0		6-4
Rio Grande Valley		27-23	14-11	13-12	.540	5.0		5-5
Texas		22-28	8-17	14-11	.440	10.0		3-7
WEST DIVISION		W	L	HOME W L	AWAY W L	Pct	GB	Last 10
Santa Cruz		35-15	19-7	16-8	.700	--		8-2
Bakersfield		34-16	17-8	17-8	.680	1.0		5-5
Reno		20-30	14-11	6-19	.400	15.0		4-6
Los Angeles		17-33	12-13	5-20	.340	18.0		5-5
Idaho		9-41	6-19	3-22	.180	26.0		2-8

## NBA AWARD WINNERS

## 2015 NBA HONOR ROLL

NBA Most Valuable Player.....	Stephen Curry, Golden State
Red Auerbach Coach of the Year.....	Mike Budenholzer, Atlanta
Rookie of the Year.....	Andrew Wiggins, Minnesota
Most Improved Player.....	Jimmy Butler, Chicago
Defensive Player of the Year.....	Kawhi Leonard, San Antonio
Sixth Man of the Year.....	Lou Williams, Toronto
J. Walter Kennedy PBWA Citizenship Award.....	Joakim Noah, Chicago
Sporting News NBA Executive of the Year.....	Bob Myers, Golden State
Joe Dumars Trophy/NBA Sportsmanship Award.....	Kyle Korver, Atlanta
Twyman-Stokes Award.....	Tim Duncan, San Antonio

## ALL-NBA TEAMS

	First Team	Second Team	Third Team
F	LeBron James, Cleveland	LaMarcus Aldridge, Portland	Blake Griffin, LA Clippers
F	Anthony Davis, New Orleans	DeMarcus Cousins, Sacramento	Tim Duncan, San Antonio
C	Marc Gasol, Memphis	Pau Gasol, Chicago	DeAndre Jordan, LA Clippers
G	Stephen Curry, Golden State	Russell Westbrook, Oklahoma City	Klay Thompson, Golden State
G	James Harden, Houston	Chris Paul, LA Clippers	Kyrie Irving, Cleveland

## NBA ALL-DEFENSIVE TEAMS

	First Team	Second Team
	Kawhi Leonard, San Antonio	Anthony Davis, New Orleans
	Draymond Green, Golden State	Jimmy Butler, Chicago
	Tony Allen, Memphis	Andrew Bogut, Golden State
	DeAndre Jordan, LA Clippers	John Wall, Washington
	Chris Paul, LA Clippers	Tim Duncan, San Antonio

## NBA ALL-ROOKIE TEAMS (Chosen without regard to position)

	First Team	Second Team
	Andrew Wiggins, Minnesota	Marcus Smart, Boston
	Nikola Mirotic, Chicago	Zach La Vine, Minnesota
	Nerlens Noel, Philadelphia	Bojan Bogdanovic, Brooklyn
	Elfrid Payton, Orlando	Jusuf Nurkic, Denver
	Jordan Clarkson, LA Lakers	Langston Galloway, New York

## NBA MOST VALUABLE PLAYER BALLOTING

Player, Team	1st	2nd	3rd	4th	5th	Pts
Stephen Curry, Golden State	100	26	3	--	1	1,198
James Harden, Houston	25	87	13	4	--	936
LeBron James, Cleveland	5	12	62	32	12	552
Russell Westbrook, Oklahoma City	--	5	33	41	29	352
Anthony Davis, New Orleans	--	--	9	35	53	203
Chris Paul, LA Clippers	--	--	10	15	29	124
LaMarcus Aldridge, Portland	--	--	--	1	3	6
Marc Gasol, Memphis	--	--	--	1	--	3
Blake Griffin, LA Clippers	--	--	--	1	--	3
Tim Duncan, San Antonio	--	--	--	--	1	1
Kawhi Leonard, San Antonio	--	--	--	--	1	1
Klay Thompson, Golden State	--	--	--	--	1	1

## FINAL NBA STANDINGS

## EASTERN CONFERENCE

ATLANTIC	W	L	PCT.	GB	HOME	ROAD	LAST 10 GAMES	STREAK
Toronto	49	33	.598	--	27-14	22-19	7-3	Won 1
Boston	40	42	.488	9	21-20	19-22	8-2	Won 6
Brooklyn	38	44	.463	11	19-22	19-22	6-4	Won 1
Philadelphia	18	64	.220	31	19-29	6-35	0-10	Lost 10
New York	17	65	.207	32	10-31	7-34	3-7	Lost 1
CENTRAL	W	L	PCT.	GB	HOME	ROAD	LAST 10 GAMES	STREAK
Cleveland	53	29	.646	--	31-10	22-19	7-3	Won 2
Chicago	50	32	.610	3	27-14	23-18	7-3	Won 4
Milwaukee	41	41	.500	12	23-18	18-23	5-5	Lost 1
Indiana	38	44	.463	15	23-18	15-26	7-3	Lost 1
Detroit	32	50	.390	21	18-23	14-27	4-6	Won 1
SOUTHEAST	W	L	PCT.	GB	HOME	ROAD	LAST 10 GAMES	STREAK
Atlanta	60	22	.732	--	35-6	25-16	5-5	Lost 3
Washington	46	36	.561	14	29-12	17-24	6-4	Lost 2
Miami	37	45	.451	23	20-21	17-24	4-6	Won 2
Charlotte	33	49	.402	27	19-22	14-27	2-8	Lost 6
Orlando	25	57	.305	35	13-28	12-29	3-7	Lost 4

## WESTERN CONFERENCE

SOUTHWEST	W	L	PCT.	GB	HOME	ROAD	LAST 10 GAMES	STREAK
Houston	56	26	.683	--	30-11	26-15	7-3	Won 3
Memphis	55	27	.671	1	31-10	24-17	5-5	Won 1
San Antonio	55	27	.671	1	33-9	22-19	9-1	Lost 1
Dallas	50	32	.610	6	27-14	23-18	5-5	Won 1
New Orleans	45	37	.549	11	28-13	17-24	7-3	Won 2
NORTHWEST	W	L	PCT.	GB	HOME	ROAD	LAST 10 GAMES	STREAK
Portland	51	31	.622	--	32-9	19-22	4-6	Lost 4
Oklahoma City	45	37	.549	6	29-12	16-25	4-6	Won 2
Utah	38	44	.463	13	21-20	17-24	7-3	Lost 1
Denver	30	52	.366	21	19-22	11-30	3-7	Lost 2
Minnesota	16	66	.195	35	9-32	7-34	0-10	Lost 12
PACIFIC	W	L	PCT.	GB	HOME	ROAD	LAST 10 GAMES	STREAK
Golden State	67	15	.817	--	39-2	28-13	8-2	Won 4
LA Clippers	56	26	.683	11	30-11	26-15	9-1	Won 7
Phoenix	39	43	.476	28	22-19	17-24	1-9	Lost 5
Sacramento	29	53	.354	38	18-23	11-30	3-7	Won 2
LA Lakers	21	61	.256	46	12-29	9-32	2-8	Lost 3

## 2014-15 HEAD-TO-HEAD WIN GRID

	ATL	BOS	BKN	CHA	CHI	CLE	DAL	DEN	DET	GSW	HOU	IND	LAC	LAL	MEM	MIA	MIL	MIN	NOP	NYK	OKC	ORL	PHI	PHO	POR	SAC	SAS	TOR	UTA	WAS	
TOR	3	2	2	2	0	1	0	2	2	0	1	3	2	1	1	2	2	2	0	3	1	4	4	1	0	2	1	--	2	3	
BOS	1	--	3	2	1	2	0	2	2	0	0	3	0	1	1	1	1	1	2	3	0	2	4	1	1	1	0	2	2	1	
BKN	0	1	--	2	1	1	1	2	2	1	0	2	1	2	0	0	1	1	0	4	2	3	3	0	1	2	1	2	0	2	
PHI	1	0	1	0	1	0	1	0	2	3	0	0	1	0	0	1	0	2	1	1	0	1	--	0	0	1	0	0	0	1	
NYK	1	1	0	1	0	1	0	1	1	0	0	0	0	2	0	0	0	0	1	--	1	2	3	0	0	0	1	1	0	0	
CLE	1	2	3	3	3	--	1	1	3	1	0	2	2	2	2	3	3	2	1	2	1	3	2	1	1	1	1	3	1	3	
CHI	1	3	3	2	--	1	1	1	2	1	1	2	1	1	1	2	3	2	2	3	1	2	3	1	1	1	1	4	1	2	
MIL	1	2	3	1	1	1	0	1	3	0	0	2	1	1	1	4	--	2	0	4	1	2	4	1	1	2	0	1	0	1	
IND	0	1	1	3	2	2	2	0	2	1	0	--	0	1	0	3	2	1	2	4	1	3	3	0	0	0	0	0	2	2	
DET	1	1	1	2	2	1	1	1	--	0	1	2	0	0	1	2	1	0	0	3	1	3	1	1	0	2	1	2	0	1	
ATL	--	2	4	2	2	3	2	1	3	1	2	3	2	1	1	4	3	2	1	2	1	3	3	2	2	2	0	1	2	3	
WAS	1	2	2	2	2	1	0	2	2	0	1	2	1	2	2	3	2	1	2	4	0	4	3	0	1	1	1	0	2	--	
MIA	0	3	4	2	1	2	1	1	1	0	0	1	1	2	0	--	0	1	0	3	0	3	3	2	1	2	0	1	1	1	
CHA	2	2	1	--	2	0	0	2	2	0	0	1	0	1	0	2	2	2	1	3	0	2	2	1	0	0	0	2	1	2	
ORL	1	2	0	2	2	0	0	0	1	0	1	0	0	1	0	1	2	2	1	2	0	--	2	1	1	2	0	0	1	0	
HOU	0	2	2	2	1	2	3	4	1	0	--	2	2	2	2	2	2	4	2	2	3	1	2	3	1	3	1	1	3	1	
MEM	1	1	2	2	1	0	3	2	1	1	2	2	2	4	--	2	1	2	2	2	3	2	2	3	4	3	2	1	2	0	
SAS	2	2	1	2	1	1	2	4	1	2	3	2	2	2	2	4	1	1	2	2	3	1	1	2	2	3	1	3	--	1	1
DAL	0	2	1	2	1	1	--	2	1	0	1	0	1	4	1	1	2	3	3	2	3	2	2	1	2	3	2	3	2	2	
NOP	1	0	2	1	0	1	1	1	2	1	2	0	1	4	2	2	2	4	--	1	3	1	1	2	0	3	3	2	2	0	
POR	0	1	1	2	1	1	2	4	2	0	2	2	1	4	0	1	1	2	3	2	3	1	2	3	--	2	3	2	2	1	
OKC	1	2	0	2	1	1	1	3	1	1	0	1	1	3	1	2	1	4	1	--	2	2	3	1	3	1	1	1	2	2	
UTA	0	0	2	1	1	1	1	2	2	1	1	0	0	2	2	1	2	3	1	2	2	1	2	1	2	3	2	0	--	0	
DEN	1	0	0	0	1	1	1	--	1	1	0	2	1	3	1	1	1	3	3	1	1	2	0	1	2	0	2	0	0	2	0
MIN	0	1	1	0	0	0	0	1	2	0	0	1	0	1	1	1	0	--	0	2	0	0	0	1	2	0	0	0	1	1	
GSW	1	2	1	2	1	1	4	2	2	--	4	1	3	3	2	2	2	4	3	2	3	2	2	3	3	4	1	2	3	2	
LAC	0	2	1	2	1	0	2	3	2	1	2	2	--	4	2	1	1	3	2	2	2	2	2	4	3	3	2	0	4	1	
PHO	0	1	2	1	1	1	3	2	1	1	1	2	0	--	4	0	0	1	3	1	2	1	2	--	1	1	1	1	2	2	
SAC	0	1	0	2	1	1	0	2	0	0	0	2	1	3	1	0	0	3	1	2	1	0	1	3	1	--	1	0	1	1	
LAL	1	1	0	1	1	0	0	1	2	1	1	1	0	--	0	0	1	3	0	0	0	1	2	0	0	1	1	1	1	0	

## FINAL NBA STATS

## 2014-15 FINAL NBA INDIVIDUAL HIGHS

MOST MINUTES PLAYED, SEASON	2,981	Harden, Houston
MOST MINUTES PLAYED, GAME	55	Middleton, Milwaukee at Brooklyn 3/20 (3 OT)
	48	seven times, most recently by:
		Brown, LA Lakers vs. Sacramento 4/15
MOST FIELD GOALS MADE, GAME	21	Westbrook, Oklahoma City at Indiana 4/12
MOST FIELD GOAL ATTEMPTS, GAME	43	Westbrook, Oklahoma City at Indiana 4/12
MOST 3-PT. FIELD GOALS MADE, GAME	11	Thompson, Golden State vs. Sacramento 1/23
		Irving, Cleveland vs. Portland 1/28
MOST 3-PT. FIELD GOAL ATTEMPTS, GAME	19	Irving, Cleveland vs. Portland 1/28
MOST FREE THROWS MADE, GAME	22	Harden, Houston vs. Denver 3/19
MOST FREE THROW ATTEMPTS, GAME	28	Jordan, LA Clippers vs. San Antonio 2/19
MOST REBOUNDS, GAME	27	Jordan, LA Clippers at Dallas 2/9
MOST OFFENSIVE REBOUNDS, GAME	18	Pachulia, Milwaukee at Brooklyn 3/20 (3 OT)
	15	Drummond, Detroit at Golden State 3/11
MOST DEFENSIVE REBOUNDS, GAME	20	Jordan, LA Clippers at Chicago 3/1
		Cousins, Sacramento vs. New Orleans 4/3
		Drummond, Detroit
MOST OFFENSIVE REBOUNDS, SEASON	437	Jordan, LA Clippers
MOST DEFENSIVE REBOUNDS, SEASON	829	Jennings, Detroit vs. Orlando 1/21
MOST ASSISTS, GAME	21	Whiteside, Miami at Chicago 1/25
MOST BLOCKED SHOTS, GAME	12	Drummond, Detroit
MOST PERSONAL FOULS, SEASON	285	Cousins, Sacramento
MOST DISQUALIFICATIONS, SEASON	10	

## 2014-15 FINAL NBA TEAM HIGHS AND LOWS

MOST POINTS, GAME	144	Dallas at Denver 4/10 (2 OT)
	140	Dallas vs. LA Lakers 11/21
FEWEST POINTS, GAME	65	Oklahoma City vs. Houston 11/16
HIGHEST FIELD GOAL PERCENTAGE, GAME	.667	New Orleans vs. Minnesota 11/14
LOWEST FIELD GOAL PERCENTAGE, GAME	.287	Charlotte at Oklahoma City 12/26
MOST FIELD GOALS MADE, GAME	57	Dallas at Denver 4/10 (2 OT)
	56	New Orleans vs. Minnesota 11/14
FEWEST FIELD GOALS MADE, GAME	20	Oklahoma City vs. Houston 11/16
MOST FIELD GOAL ATTEMPTS, GAME	129	Milwaukee at Brooklyn 3/20 (3 OT)
	109	Boston vs. Golden State 3/1
FEWEST FIELD GOAL ATTEMPTS, GAME	20	Oklahoma City vs. Houston 11/16
MOST 3-POINT FIELD GOALS MADE, GAME	20	Atlanta vs. Sacramento 3/9
		Houston vs. Minnesota 3/27
MOST 3-POINT FIELD GOALS ATTEMPTED, GAME	46	Houston vs. Dallas 11/22
MOST FREE THROWS MADE, GAME	44	Oklahoma City vs. Phoenix 12/31 (OT)
	43	Chicago vs. Toronto 12/22
FEWEST FREE THROWS MADE, GAME	1	Oklahoma City vs. Detroit 11/14 (OT)
MOST FREE THROWS ATTEMPTED, GAME	4	Toronto vs. Charlotte 4/15
MOST REBOUNDS, GAME	81	Milwaukee at Brooklyn 3/20 (3 OT)
	65	Phoenix at Denver 2/25
FEWEST REBOUNDS, GAME	20	Miami at Milwaukee 12/5
MOST ASSISTS, GAME	42	Atlanta vs. Sacramento 3/9
MOST STEALS, GAME	20	Boston vs. Cleveland 4/12
MOST PERSONAL FOULS, GAME	37	three times, most recently by:
		Golden State at Dallas 4/4
		Chicago at New Orleans 2/7
FEWEST PERSONAL FOULS, GAME	7	Chicago vs. Denver 1/1
MOST BLOCKED SHOTS, GAME	18	Utah at Houston 1/10
MOST TURNOVERS, GAME	31	Boston vs. Utah 3/4
FEWEST TURNOVERS, GAME	3	

## FINAL NBA STATS, CONTINUED

## 2014-15 FINAL NBA LEADERS

## MINIMUMS FOR LEADERS

Scoring:	58 games	Blocked Shots:	58 games
Rebounding:	58 games	Minutes:	58 games
Field Goal Percentage:	300 field goals made	Asst/TO Ratio:	200 assists
Free Throw Percentage:	125 free throws made	Stls/TO Ratio:	82 steals
3-PT. Field Goal Percentage:	82 3-pt. field goals made		
Assists:	58 games		
Steals:	58 games		

## SCORING AVERAGE

Player, Team	G	FG	FT	Pts	Avg.
Westbrook, Oklahoma City	67	627	546	1886	28.1
Harden, Houston	81	647	715	2217	27.4
James, Cleveland	69	624	375	1743	25.3
Davis, New Orleans	68	642	371	1656	24.4
Cousins, Sacramento	59	498	423	1421	24.1
Curry, Golden State	80	653	308	1900	23.8
Aldridge, Portland	71	659	306	1661	23.4
Griffin, LA Clippers	67	574	311	1469	21.9
Irving, Cleveland	75	578	315	1628	21.7
Thompson, Golden State	77	602	225	1668	21.7
Wade, Miami	62	509	284	1331	21.5
Gay, Sacramento	68	508	337	1432	21.1
Lillard, Portland	82	590	344	1720	21.0
DeRozan, Toronto	60	409	361	1204	20.1
Butler, Chicago	65	421	386	1301	20.0
Vucevic, Orlando	74	631	164	1428	19.3
Hayward, Utah	76	484	375	1463	19.3
Paul, LA Clippers	82	568	289	1564	19.1
Ellis, Dallas	80	602	228	1513	18.9
Gasol, Chicago	78	570	294	1446	18.5

## REBOUNDS PER GAME

Player, Team	G	Off	Def	Tot	Avg.
Jordan, LA Clippers	82	397	829	1226	15.0
Drummond, Detroit	82	437	667	1104	13.5
Cousins, Sacramento	59	185	562	747	12.7
Gasol, Chicago	78	220	669	919	11.8
Chandler, Dallas	75	294	570	864	11.5
Vucevic, Orlando	74	238	572	810	10.9
Randolph, Memphis	71	225	522	747	10.5
Davis, New Orleans	68	173	523	696	10.2
Aldridge, Portland	71	177	549	726	10.2
Monroe, Detroit	69	229	475	704	10.2
Asik, New Orleans	76	244	504	748	9.8
Love, Cleveland	75	142	589	731	9.7
Noah, Chicago	67	219	427	646	9.6
Gobert, Utah	82	265	510	775	9.5
Duncan, San Antonio	77	170	534	704	9.1
Kanter, Utah-OKC	75	277	394	671	8.9
Faried, Denver	75	242	426	668	8.9
Gortat, Washington	82	180	537	717	8.7
Valanciunas, Toronto	80	215	478	693	8.7
Jefferson, Charlotte	65	99	449	548	8.4

## ASSISTS PER GAME

Player, Team	G	Asst.	Avg.
Paul, LA Clippers	82	838	10.2
Wall, Washington	79	792	10.0
Lawson, Denver	75	720	9.6
Westbrook, Oklahoma City	67	574	8.6
Rondo, Boston-Dallas	68	538	7.9
Curry, Golden State	80	619	7.7
James, Cleveland	69	511	7.4
Teague, Atlanta	73	513	7.0
Harden, Houston	81	565	7.0
Lowry, Toronto	70	473	6.8
Carter-Williams, Philadelphia-Milwaukee	66	442	6.7
Evans, New Orleans	79	521	6.6
Williams, Brooklyn	68	448	6.6
Payton, Orlando	82	533	6.5
Mo Williams, Minnesota-Charlotte	68	424	6.2
Lillard, Portland	82	507	6.2
Bledsoe, Phoenix	81	493	6.1
Jackson, Oklahoma City-Detroit	77	462	6.0
Turner, Boston	82	449	5.5
Conley, Memphis	70	375	5.4

## FIELD GOAL PERCENTAGE

Player, Team	FG	FGA	Pct.
Jordan, LA Clippers	379	534	.710
Valanciunas, Toronto	373	652	.572
Gortat, Washington	439	775	.566
Mozgov, Denver-Cleveland	314	566	.555
Zeller, Boston	340	619	.549
Horford, Atlanta	519	965	.538
Davis, New Orleans	642	1199	.535
Favors, Utah	482	918	.525
Vucevic, Orlando	631	1206	.523
Kanter, Utah-Oklahoma City	482	928	.519
Drummond, Detroit	494	961	.514
Lopez, Brooklyn	506	987	.513
Duncan, San Antonio	419	819	.512
Nene, Washington	307	601	.511
Faried, Denver	373	736	.507
Motiejunas, Houston	353	700	.504
Bass, Boston	344	683	.504
Griffin, LA Clippers	574	1144	.502
G. Dragic, Phoenix-Miami	502	1002	.501
Boozer, LA Lakers	371	743	.499

## FREE THROW PERCENTAGE

Player, Team	FT	FTA	Pct.
Curry, Golden State	308	337	.914
Meeks, Detroit	145	160	.906
Redick, LA Clippers	183	203	.901
Crawford, LA Clippers	227	252	.901
Paul, LA Clippers	289	321	.900
Gallinari, Denver	171	191	.895
Young, LA Lakers	132	148	.892
Nowitzki, Dallas	255	289	.882
Jack, Brooklyn	200	227	.881
Martin, Minnesota	170	193	.881
Thompson, Golden State	225	256	.879
Knight, Milwaukee-Phoenix	195	223	.874
Mo Williams, Minnesota-Charlotte	163	187	.872
Augustin, Detroit-Oklahoma City	178	205	.868
Thomas, Phoenix-Boston	302	348	.868
Harden, Houston	715	824	.868
Lillard, Portland	344	398	.864
Irving, Cleveland	315	365	.863
Teague, Atlanta	275	319	.862
Williams, Toronto	340	395	.861

## 3-POINT FIELD GOAL PERCENTAGE

Player, Team	3FG	3FGA	Pct.
Korver, Atlanta	221	449	.492
Gordon, New Orleans	141	315	.448
Curry, Golden State	286	646	.443
Thompson, Golden State	239	545	.439
Redick, LA Clippers	200	458	.437
Morrow, Oklahoma City	141	325	.434
D. Green, San Antonio	191	457	.418
Irving, Cleveland	157	378	.415
Beal, Washington	106	259	.409
Dunleavy, Chicago	107	263	.407
Middleton, Milwaukee	109	268	.407
Barnes, Golden State	87	215	.405
Lee, Memphis	90	224	.402
Thompson, Philadelphia	115	287	.401
Singler, Detroit-Oklahoma City	96	241	.398
Paul, LA Clippers	139	349	.398
Carroll, Atlanta	120	304	.395
Frye, Orlando	136	346	.393
Terry, Houston	126	323	.390
Pierce, Washington	118	303	.389

## FINAL NBA STATS, CONTINUED

## 2014-15 FINAL NBA LEADERS

## STEALS PER GAME

Player, Team	G	Stl.	Avg.
Leonard, San Antonio	64	148	2.31
Westbrook, Oklahoma City	67	140	2.09
Allen, Memphis	63	129	2.05
Curry, Golden State	80	163	2.04
Paul, LA Clippers	82	156	1.90
Harden, Houston	81	154	1.90
Ariza, Houston	82	152	1.85
Ellis, Dallas	80	148	1.85
Millsap, Atlanta	73	130	1.78
Noel, Philadelphia	75	133	1.77
Butler, Chicago	65	114	1.75
Wall, Washington	79	138	1.75
Payton, Orlando	82	142	1.73
Teague, Atlanta	73	125	1.71
Carter-Williams, Philadelphia-Milwaukee	66	111	1.68
Oladipo, Orlando	72	120	1.67
Young, Minnesota-Brooklyn	76	124	1.63
James, Cleveland	69	109	1.58
Bledsoe, Phoenix	81	127	1.57
Lowry, Toronto	70	109	1.56

## BLOCKED SHOTS PER GAME

Player, Team	G	Blk	Avg.
Davis, New Orleans	68	200	2.94
Ibaka, Oklahoma City	64	155	2.42
Gobert, Utah	82	189	2.30
Jordan, LA Clippers	82	183	2.23
Henson, Milwaukee	67	135	2.01
Duncan, San Antonio	77	151	1.96
Noel, Philadelphia	75	142	1.89
Gasol, Chicago	78	147	1.88
Drummond, Detroit	82	153	1.87
Lopez, Brooklyn	72	126	1.75
Cousins, Sacramento	59	103	1.75
Dieng, Minnesota	73	126	1.73
Bogut, Golden State	67	113	1.69
Favors, Utah	74	123	1.66
Hibbert, Indiana	76	125	1.64
Gasol, Memphis	81	131	1.62
Biyombo, Charlotte	64	99	1.55
Len, Phoenix	69	105	1.52
Lopez, Portland	59	84	1.42
Smith, Detroit-Houston	83	116	1.40

## ASSIST/TURNOVER RATIO - TEAM

Team	Ast.	TO	Ratio
LA Clippers	2031	1012	2.01
Golden State	2248	1185	1.90
Atlanta	2111	1167	1.81
Boston	2009	1133	1.77
San Antonio	2000	1146	1.75
Dallas	1846	1062	1.74
Charlotte	1654	976	1.69
New Orleans	1806	1087	1.66
Memphis	1777	1094	1.62
Detroit	1771	1099	1.61
Portland	1799	1117	1.61
Toronto	1701	1057	1.61
Washington	1969	1233	1.60
LA Lakers	1715	1086	1.58
Chicago	1781	1145	1.56
Cleveland	1814	1171	1.55
Denver	1788	1166	1.53
Indiana	1757	1147	1.53
Brooklyn	1716	1133	1.51
New York	1746	1206	1.45
Minnesota	1771	1231	1.44
Milwaukee	1932	1373	1.41
Oklahoma City	1681	1205	1.40
Orlando	1692	1221	1.39
Phoenix	1659	1238	1.34
Miami	1626	1214	1.34
Houston	1820	1366	1.33
Utah	1632	1256	1.30
Sacramento	1667	1333	1.25
Philadelphia	1683	1453	1.16

## ASSIST/TURNOVER RATIO - INDIVIDUAL

Player, Team	Ast.	TO	Ratio
Paul, LA Clippers	156	190	4.41
Lawson, Denver	720	185	3.89
Barea, Dallas	263	70	3.76
Dellavedova, Cleveland	204	61	3.34
Hill, Indiana	220	69	3.19
Walker, Charlotte	318	100	3.18
Jennings, Detroit	272	90	3.02
Holiday, New Orleans	274	91	3.01
Williams, Brooklyn	448	154	2.91
Harris, Dallas	237	85	2.79

## STEALS/TURNOVER RATIO - TEAM

Team	Stl.	TO	Ratio
Golden State	762	1185	0.64
Memphis	700	1094	0.64
Atlanta	744	1167	0.64
LA Clippers	640	1012	0.63
Dallas	663	1062	0.62
Boston	674	1133	0.59
Toronto	615	1057	0.58
Milwaukee	789	1373	0.57
San Antonio	657	1146	0.57
Houston	777	1366	0.57
Detroit	623	1099	0.57
Phoenix	700	1238	0.57
Denver	641	1166	0.55
Philadelphia	789	1453	0.54
Minnesota	668	1231	0.54
LA Lakers	578	1086	0.53
Orlando	647	1221	0.53
Miami	642	1214	0.53
Cleveland	603	1171	0.51
Charlotte	499	976	0.51
New Orleans	553	1087	0.51
Brooklyn	576	1133	0.51
Oklahoma City	598	1205	0.50
Utah	623	1256	0.50
Washington	601	1233	0.49
New York	575	1206	0.48
Portland	525	1117	0.47
Chicago	514	1145	0.45
Indiana	505	1147	0.44
Sacramento	550	1333	0.41

## STEALS/TURNOVER RATIO - INDIVIDUAL

Player, Team	Stl.	TO	Ratio
Leonard, San Antonio	148	97	1.53
Allen, Memphis	129	86	1.50
Carroll, Atlanta	94	75	1.25
Butler, Chicago	114	93	1.23
Larkin, New York	93	83	1.12
Tucker, Phoenix	107	96	1.11
Smart, Boston	99	90	1.10
Green, San Antonio	101	93	1.09
Middleton, Milwaukee	122	113	1.08
Ariza, Houston	152	141	1.08

## FINAL NBA STATS, CONTINUED

## MISCELLANEOUS STANDINGS

	Leading At Half	Trailing At Half	Leading After Third	Trailing After Third	Season Won-Lost
Atlanta	46-7	11-15	51-4	7-17	60-22
Boston	28-15	7-25	34-7	6-32	40-42
Brooklyn	25-10	12-32	29-4	7-39	38-44
Charlotte	17-15	13-32	26-11	7-37	33-49
Chicago	31-5	15-24	37-3	9-27	50-32
Cleveland	40-4	12-24	43-3	8-25	53-29
Dallas	36-8	12-23	36-2	9-30	50-32
Denver	26-7	3-42	23-6	4-44	30-52
Detroit	20-11	11-37	27-6	5-42	32-50
Golden State	54-4	8-10	57-3	6-12	67-15
Houston	45-7	8-17	44-7	9-17	56-26
Indiana	25-9	13-34	27-5	9-37	38-44
LA Clippers	40-11	12-14	45-10	7-16	56-26
LA Lakers	12-16	9-41	14-8	7-52	21-61
Memphis	41-6	12-18	47-6	7-21	55-27
Miami	29-13	7-29	33-7	3-35	37-45
Milwaukee	28-16	12-24	32-9	6-31	41-41
Minnesota	7-7	7-57	10-4	5-61	16-66
New Orleans	32-11	11-22	38-6	6-28	45-37
New York	13-11	4-53	14-7	3-55	17-65
Oklahoma City	31-11	12-26	38-6	6-27	45-37
Orlando	13-15	11-41	13-8	8-42	25-57
Philadelphia	9-14	9-45	13-5	5-58	18-64
Phoenix	24-9	12-30	30-10	9-32	39-43
Portland	33-8	17-21	35-8	14-18	51-31
Sacramento	21-14	5-36	23-7	3-45	29-53
San Antonio	47-10	7-17	52-6	3-21	55-27
Toronto	31-13	13-19	43-10	5-23	49-33
Utah	26-9	9-33	33-8	3-34	38-44
Washington	36-8	9-25	39-7	7-28	46-36

## TEAM STATISTICS

TEAM	FIELD GOALS			3-PT. FG'S			FREE THROWS			REBOUNDS			SCORING								
	G	MADE	ATT	PCT	MADE	ATT	PCT	MADE	ATT	PCT	OFF	DEF	TOT	AST	PF	DQ	STL	TO	BLK	PTS	AVG.
GSW	82	3410	7137	.478	883	2217	.398	1313	1709	.768	853	2814	3667	2248	1628	8	762	1185	496	9016	110.0
LAC	82	3228	6830	.473	827	2202	.376	1468	2067	.710	784	2711	3495	2031	1749	10	640	1012	409	8751	106.7
DAL	82	3255	7036	.463	732	2082	.352	1386	1843	.752	858	2608	3466	1846	1644	7	663	1062	371	8628	105.2
TOR	82	3108	6829	.455	726	2060	.352	1585	2014	.787	881	2526	3407	1701	1712	9	615	1057	357	8527	104.0
OKC	82	3184	7119	.447	632	1864	.339	1524	2020	.754	1052	2844	3896	1681	1829	14	598	1205	454	8254	104.0
HOU	82	3032	6832	.444	933	2680	.348	1525	2133	.715	958	2624	3582	1820	1803	10	777	1366	407	8522	103.9
SAS	82	3208	6854	.468	677	1847	.367	1368	1754	.780	806	2272	3578	2000	1564	3	657	1146	444	8461	103.2
CLE	82	3089	6739	.458	826	2253	.367	1453	1934	.751	911	2612	3523	1814	1510	4	603	1171	340	8457	103.1
POR	82	3175	7049	.450	807	2231	.362	1272	1589	.801	879	2881	3760	1799	1494	5	525	1117	372	8429	102.8
ATL	82	3121	6699	.466	818	2152	.380	1349	1735	.778	715	2611	3326	2111	1457	2	744	1167	380	8409	102.5
PHO	82	3178	7038	.452	698	2048	.341	1343	1767	.760	896	2643	3539	1659	1744	15	700	1238	385	8397	102.4
DEN	82	3099	7158	.433	660	2032	.325	1462	1991	.734	1012	2653	3665	1788	1882	16	641	1166	367	8320	101.5
BOS	82	3193	7211	.443	660	2021	.327	1266	1678	.754	910	2685	3595	2009	1738	6	674	1133	294	8312	101.4
SAC	82	3010	6617	.455	461	1350	.341	1829	2400	.762	895	2728	3623	1667	1696	19	550	1333	324	8310	101.3
CHI	82	3001	6797	.442	645	1825	.353	1618	2067	.783	959	2792	3751	1781	1495	7	514	1145	476	8265	100.8
NOP	82	3108	6795	.457	586	1583	.370	1345	1790	.751	942	2621	3563	1806	1530	6	533	1087	510	8147	99.4
WAS	82	3139	6790	.462	497	1381	.360	1305	1758	.742	862	2801	3663	1969	1707	6	601	1233	378	8080	98.5
DET	82	3041	7038	.432	703	2043	.344	1292	1838	.703	1051	2630	3681	1771	1559	13	623	1099	383	8077	98.5
LAL	82	3054	7020	.435	532	1546	.344	1433	1935	.741	952	2647	3599	1715	1741	20	578	1086	366	8073	98.5
MEM	82	3097	6763	.458	423	1246	.339	1445	1869	.773	856	2634	3490	1777	1567	8	700	1094	347	8062	98.3
BKN	82	3069	6804	.451	541	1633	.331	1359	1817	.748	846	2627	3473	1716	1579	2	576	1133	340	8038	98.0
MIL	82	3083	6722	.459	545	1500	.363	1312	1734	.757	876	2574	3450	1932	1814	7	789	1373	403	8023	97.8
MIN	82	2986	6820	.438	406	1223	.332	1638	2110	.776	949	2406	3355	1771	1571	2	668	1231	327	8016	97.8
IND	82	2998	6824	.439	612	1740	.352	1373	1817	.756	856	2622	3678	1577	1742	4	505	1147	375	7981	97.5
ORL	82	3076	6792	.453	545	1598	.347	1141	1565	.729	822	2607	3429	1692	1714	9	647	1221	314	7847	95.7
UTA	82	2900	6492	.447	610	1781	.343	1391	1929	.721	988	2617	3605	1632	1583	5	623	1256	489	7801	95.1
MIA	82	2885	6330	.456	556	1659	.335	1438	1940	.741	747	24261	3208	1626	1636	8	642	1214	372	7764	94.7
CHA	82	2913	6932	.420	498	1566	.318	1397	1867	.748	820	2793	3613	1654	1494	4	499	976	448	7721	94.2
PHI	82	2765	6777	.408	692	1610	.320	1320	1953	.676	978	2536	3514	1683	1778	10	789	1453	487	7542	92.0
NYK	82	2882	6726	.428	560	1614	.347	1211	1575	.769	867	2443	3310	1746	1768	14	575	1206	382	7535	91.9

## FINAL NBA STATS, CONTINUED

## OPPONENTS' STATISTICS

TEAM	FIELD GOALS			3-PT. FG'S			FREE THROWS			REBOUNDS			SCORING									
	MADE	- ATT	PCT	MADE	- ATT	PCT	MADE	- ATT	PCT	OFF	- DEF	TOT	AST	PF	DQ	STL	TO	BLK	PTS	AVG.	DIFF.	
UTA	2935-6587	.446		604-1670	.362		1309-1760	.744		811-2406	3217		1594	1604	7	674	1076	382	7783	94.9	+0.2	
MEM	2954-6684	.442		663-1889	.351		1225-1651	.742		864-2616	3480		1652	1662	13	604	1257	424	7796	95.1	+3.2	
SAS	3044-6861	.444		558-1550	.360		1307-1754	.745		813-2643	3456		1699	1613	6	648	1167	362	7953	97.0	+6.2	
IND	2949-6784	.435		591-1713	.345		1469-1951	.753		800-2704	3504		1633	1754	11	617	1045	386	7958	97.0	+0.3	
ATL	2991-6815	.439		720-2112	.341		1262-1651	.764		948-2631	3579		1931	1611	16	604	1317	404	7964	97.1	+5.4	
MIA	2960-6523	.454		666-1887	.353		1391-1905	.730		894-2467	3361		1748	1715	7	646	1215	359	7977	97.3	-2.6	
CHA	3020-6863	.440		649-1816	.357		1292-1673	.772		728-2890	3618		1815	1708	4	502	1033	440	7981	97.3	-3.2	
MIL	2917-6681	.437		676-1974	.342		1478-1993	.742		938-2576	3514		1831	1649	9	708	1425	392	7988	97.4	+0.4	
CHI	3095-7109	.435		538-1605	.335		1291-1723	.749		963-2598	3561		1657	1736	17	614	1000	443	8019	97.8	+3.0	
WAS	2965-6844	.433		657-1885	.349		1434-1942	.738		821-2599	3420		1634	1610	5	655	1145	350	8021	97.8	+0.7	
NOP	3108-6814	.456		537-1605	.335		1329-1751	.759		870-2537	3407		1700	1533	4	555	1003	475	8082	98.6	+0.8	
POR	3130-7123	.439		524-1552	.338		1298-1713	.758		902-2754	3656		1669	1534	6	655	999	297	8082	98.6	+4.2	
CLE	3121-6850	.456		634-1848	.343		1214-1629	.745		885-2487	3372		1974	1685	9	642	1092	368	8090	98.7	+4.5	
DET	3106-6817	.456		635-1789	.355		1312-1699	.772		877-2740	3617		1949	1584	5	572	1146	391	8159	99.5	-1.0	
GSW	3031-7084	.428		592-1757	.337		1534-2011	.763		963-2690	3653		1718	1541	5	680	1329	293	8188	99.9	+10.1	
LAC	2984-6745	.442		683-1959	.349		1560-2105	.741		868-2649	3517		1904	1766	7	548	1171	245	8211	100.1	+6.6	
HOU	3092-6983	.443		605-1881	.322		1451-1932	.751		973-2621	3594		1752	1730	10	726	1342	437	8240	100.5	+3.4	
BKN	3150-6913	.456		696-1944	.358		1278-1748	.731		937-2699	3636		1944	1641	9	643	1137	372	8274	100.9	-2.9	
TOR	3116-6787	.459		633-1828	.346		1410-1923	.733		922-2559	3481		1870	1668	7	567	1182	413	8275	100.9	+3.1	
PHI	3045-6785	.449		658-1879	.350		1530-2023	.756		940-2853	3793		1942	1657	4	779	1374	454	8278	101.0	-9.0	
NYK	3031-6592	.460		694-1825	.380		1543-2032	.759		898-2669	3567		1783	1564	6	659	1153	353	8299	101.2	-3.3	
BOS	3125-6943	.450		607-1804	.336		1442-1909	.755		893-2772	3665		1798	1545	10	583	1239	431	8299	101.2	+0.2	
ORL	3112-6720	.463		682-1853	.368		1410-1878	.751		825-2739	3564		1921	1467	4	635	1185	441	8316	101.4	+5.7	
OKC	3085-7008	.440		681-1984	.343		1494-2005	.745		917-2587	3504		1815	1675	12	642	1118	377	8345	101.8	+2.2	
DAL	3117-6930	.450		741-2034	.364		1415-1879	.753		1006-2778	3784		1830	1816	13	602	1339	314	8390	102.3	+2.9	
PHO	3149-6972	.452		633-1798	.352		1540-2030	.759		951-2766	3717		1734	1664	8	651	1276	337	8471	103.3	-0.9	
DEN	3164-6909	.458		613-1823	.346		1652-2208	.748		899-2798	3697		1894	1698	8	611	1177	504	8611	105.0	-3.5	
SAC	3238-7094	.456		718-2055	.349		1420-1898	.748		898-2479	3377		1912	1958	14	712	1059	508	8614	105.0	-3.7	
LAL	3180-6817	.466		697-1921	.363		1577-2118	.745		824-2797	3621		1966	1589	5	611	1068	396	8634	105.3	-6.8	
MIN	3373-6933	.487		697-1897	.367		1294-1704	.759		953-2619	3572		1933	1751	12	686	1243	449	8737	106.5	-8.8	

## TEAM COMPARISONS

TEAM	POINTS PER GAME		FIELD GOAL PERCENTAGE		TURNOVERS PER GAME		REBOUND PERCENTAGES			BELOW 100 PTS.		OVERTIME GAMES		DECIDED 3 PTS. OR LESS		DECIDED 10 PTS. OR MORE	
	OWN	OPP	OWN	OPP	OWN	OPP	OFF	DEF	TOT	OWN	OPP	W	L	W	L	W	L
ATL	102.5	97.1	.466	.439	14.2	16.1	.214	.734	.474	33	49	0	1	6	4	30	10
BOS	101.4	101.2	.443	.450	13.8	15.1	.247	.750	.499	33	46	2	5	8	6	17	14
BKN	98.0	100.9	.451	.456	13.8	13.9	.239	.737	.488	46	43	2	4	10	2	15	23
CHA	94.2	97.3	.420	.440	*11.9	12.6	.221	*.793	.507	50	45	3	3	6	8	13	22
CHI	100.8	97.8	.442	.435	14.0	12.2	.270	.744	.507	37	46	3	3	7	2	20	16
CLE	103.1	98.7	.458	.456	14.3	13.3	.268	.747	.508	35	46	3	1	6	4	30	14
DAL	105.2	102.3	.463	.450	13.0	16.3	.236	.722	.479	27	30	6	0	5	4	22	18
DEN	101.5	105.0	.433	.458	14.2	14.4	.266	.747	.506	33	26	2	4	4	4	17	28
DET	98.5	99.5	.432	.456	13.4	14.0	.277	.750	.514	44	42	2	3	7	6	19	25
GSW	*110.0	99.9	*.478	*.428	14.5	16.2	.241	.745	.493	14	40	1	1	5	3	45	9
HOU	103.9	100.5	.443	.443	16.7	16.4	.268	.729	.499	26	39	5	0	8	4	31	14
IND	97.3	97.0	.439	.435	14.0	12.7	.240	.779	.510	47	47	3	3	4	12	19	20
LAC	106.7	100.1	.473	.442	12.3	14.3	.228	.757	.493	22	38	1	1	3	5	33	9
LAL	98.5	105.3	.435	.466	13.2	13.0	.254	.763	.508	41	27	6	3	6	6	5	30
MEM	98.3	95.1	.458	.442	13.3	15.3	.247	.753	.500	46	53	4	1	9	3	26	13
MIA	94.7	97.3	.456	.454	14.8	14.8	.232	.734	.483	50	48	2	0	4	10	15	28
MIL	97.8	97.4	.459	.437	16.7	*17.4	.254	.733	.493	48	43	3	3	5	9	17	16
MIN	97.8	106.5	.438	.487	15.0	15.2	.266	.716	.491	48	17	2	3	6	6	4	40
NOP	99.4	98.6	.457	.456	13.3	12.2	.271	.751	.511	38	45	0	3	10	4	19	14
NYK	91.9	101.2	.428	.460	14.7	14.1	.245	.731	.488	66	36	2	4	2	7	3	39
OKC	104.0	101.8	.447	.440	14.7	13.6	.289	.756	.523	29	36	3	3	4	8	26	14
ORL	95.7	101.4	.453	.463	14.9	14.5	.231	.760	.495	56	38	2	1	6	8	4	27
PHI	92.0	101.0	.408	.449	17.7	16.8	.255	.730	.492	66	36	1	4	3	7	5	41
PHO	102.4	103.3	.452	.452	15.1	15.6	.245	.735	.490	32	30	2	4	4	12	14	19
POR	102.8	98.6	.450	.439	13.6	12.2	.242	.762	.502	32	48	4	1	5	1	30	11
SAC	101.3	105.0	.455	.456	16.3	12.9	.265	.752	.509	34	24	3	3	6	4	12	28
SAS	103.2	97.0	.468	.444	14.0	14.2	.234	.773	.503	33	49	1	6	6	7	34	7
TOR	104.0	100.9	.455	.459	12.9	14.4	.256	.733	.494	29	36	4	3	6	5	29	11
UTA	95.1	*94.9	.447	.446	15.3	13.1	*.291	*.763	*.527	53	51	0	1	5	10	18	19
WAS	98.5	97.8	.462	.433	15.0	14.0	.249	.773	.511	45	49	4	4	9	4	21	14

## 2015 NBA DRAFT

## FIRST ROUND

	TEAM	NAME	COLLEGE/PRIOR COUNTRY PLAYED
1.	Minnesota	Karl-Anthony Towns	Kentucky
2.	LA Lakers	D'Angelo Russell	Ohio State
3.	Philadelphia	Jahlil Okafor	Duke
4.	New York	Kristaps Porzingis	Spain
5.	Orlando	Mario Hezonja	Spain
6.	Sacramento	Willie Cauley-Stein	Kentucky
7.	Denver	Emmanuel Mudiay	China
8.	Detroit	Stanley Johnson	Arizona
9.	Charlotte	Frank Kaminsky	Wisconsin
10.	Miami	Justise Winslow	Duke
11.	Indiana	Myles Turner	Texas
12.	Utah	Trey Lyles	Kentucky
13.	Phoenix	Devin Booker	Kentucky
14.	Oklahoma City	Cameron Payne	Murray State
15.	Atlanta (traded to WAS)	Kelly Oubre	Kansas
16.	Boston	Terry Rozier	Louisville
17.	Milwaukee	Rashad Vaughn	UNLV
18.	Houston	Sam Dekker	Wisconsin
19.	Washington (traded to NYK)	Jerian Grant	Notre Dame
20.	Toronto	Delon Wright	Arkansas
21.	Dallas	Justin Anderson	Virginia
22.	Chicago	Bobby Portis	Arkansas
23.	Portland (traded to BKN)	Rondae Hollis-Jefferson	Arizona
24.	Cleveland (traded to MIN)	Tyus Jones	Duke
25.	Memphis	Jarell Martin	LSU
26.	San Antonio	Nikola Milutinovic	Serbia
27.	LA Lakers	Larry Nance Jr.	Wyoming
28.	Boston	R.J. Hunter	Georgia State
29.	Brooklyn	Chris McCullough	Syracuse
30.	Golden State	Kevon Looney	UCLA

## SECOND ROUND

	TEAM	NAME	COLLEGE
31.	Minnesota (traded to CLE)	Cedi Osman	Turkey
32.	Houston	Montrezl Harrell	Louisville
33.	Boston	Jordan Mickey	LSU
34.	LA Lakers	Anthony Brown	Stanford
35.	Philadelphia (traded to NYK)	Willy Hernangomez	Spain
36.	Minnesota (traded to CLE)	Rakeem Christmas	Syracuse
37.	Philadelphia	Richaua Holmes	Bowling Green
38.	Detroit	Darrun Hilliard	Villanova
39.	Charlotte (traded to BKN)	Juan Pablo Vaulet	Argentina
40.	Miami	Josh Richardson	Tennessee
41.	Brooklyn (traded to POR)	Pat Connaughton	Notre Dame
42.	Utah	Olivier Hanlan	Boston College
43.	Indiana	Joseph Young	Oregon
44.	Phoenix (traded to MEM)	Andrew Harrison	Kentucky
45.	Boston	Marcus Thornton	William & Mary
46.	Milwaukee (traded to TOR)	Norman Powell	UCLA
47.	Philadelphi	Arturas Gudaitis	Lithuania
48.	Oklahoma City	Dakari Johnson	Kentucky
49.	Washington	Aaron White	Iowa
50.	Atlanta	Marcus Eriksson	Spain
51.	Orlando	Tyler Harvey	Eastern Washington
52.	Dallas	Satnam Singh	IMG Academy
53.	Cleveland	Sir'Dominic Pointer	St. John's
54.	Utah (traded to POR)	Daniel Diez	Spain
55.	San Antonio	Cady Lalanne	Massachusetts
56.	New Orleans (Traded to LAC)	Branden Dawson	Michigan St.
57.	Denver	Nikola Radicevic	Spain
58.	Philadelphi	J.P. Tokoto	North Carolina
59.	Atlanta	Dimitrios Agravanis	Greece
60.	Philadelphi	Luka Mitrovic	Serbia

## PAST NBA CHAMPIONS

Season	Champions	Eastern	W-L	Western	W-L
46-47	Philadelphia	Washington	49-11	Chicago	39-22
47-48	Baltimore	Philadelphia	27-21	St. Louis	29-19
48-49	Minneapolis	Washington	38-22	Rochester	45-15

Season	Champions	Eastern	W-L	Western	W-L	Central	W-L
49-50	Minneapolis	Syracuse	51-13	Indianapolis	39-25	Minneapolis	51-17
						Rochester	51-17

Season	Champions	Eastern	W-L	Western	W-L
50-51	Rochester	Philadelphia	40-26	Minneapolis	44-24
51-52	Minneapolis	Syracuse	40-26	Rochester	41-25
52-53	Minneapolis	N.Y. Knicks	47-23	Minneapolis	48-22
53-54	Minneapolis	N.Y. Knicks	44-28	Minneapolis	46-26
54-55	Syracuse	Syracuse	43-29	Fort Wayne	43-29
55-56	Philadelphia	Philadelphia	45-27	Fort Wayne	37-35
56-57	Boston	Boston	44-28	St. Louis	34-38

57-58	St. Louis	Boston	49-23	St. Louis	41-31
58-59	Boston	Boston	52-20	St. Louis	49-23
59-60	Boston	Boston	59-19	St. Louis	46-29
60-61	Boston	Boston	57-20	St. Louis	51-28
61-62	Boston	Boston	60-20	Los Angeles	54-26
62-63	Boston	Boston	58-22	Los Angeles	53-27
63-64	Boston	Boston	59-21	San Francisco	48-32
64-65	Boston	Boston	62-18	Los Angeles	49-31
65-66	Boston	Philadelphia	55-25	Los Angeles	45-35
66-67	Philadelphia	Philadelphia	68-13	San Francisco	44-37
67-68	Boston	St. Louis	56-26	Philadelphia	55-27
68-69	Baltimore	Baltimore	57-25	Los Angeles	55-27
69-70	N.Y. Knicks	N.Y. Knicks	60-22	Atlanta	48-34



Season	Champions	Atlantic	W-L	Central	W-L	Midwest	W-L	Pacific	W-L
70-71	Milwaukee	N.Y. Knicks	52-30	Baltimore	42-40	Milwaukee	66-16	Los Angeles	48-34
71-72	L.A. Lakers	Boston	56-26	Baltimore	38-44	Milwaukee	63-19	Los Angeles	69-13
72-73	N.Y. Knicks	Boston	68-14	Baltimore	52-20	Milwaukee	60-20	Los Angeles	60-22
73-74	Boston	Boston	56-26	Capital	47-35	Milwaukee	59-23	Los Angeles	47-35
74-75	Golden State	Boston	60-22	Washington	47-35	Chicago	48-34	Golden State	48-34
75-76	Boston	Boston	54-28	Cleveland	38-44	Milwaukee	59-23	Golden State	59-23
76-77	Portland	Philadelphia	50-32	Houston	49-33	Denver	50-32	Los Angeles	53-29
77-78	Washington	Philadelphia	55-27	San Antonio	52-30	Denver	48-34	Portland	53-24
78-79	Seattle	Washington	54-28	San Antonio	48-34	Kansas City	48-34	Seattle	53-30
79-80	L.A. Lakers	Boston	61-21	Atlanta	50-32	Milwaukee	49-33	Los Angeles	60-22
80-81	Boston	Boston	62-20	Milwaukee	60-22	San Antonio	50-32	Phoenix	57-25
81-82	L.A. Lakers	Boston	63-19	Milwaukee	55-27	San Antonio	48-34	Los Angeles	57-25
82-83	Philadelphia	Philadelphia	65-17	Milwaukee	51-31	San Antonio	53-29	Los Angeles	58-24
83-84	Boston	Boston	62-20	Milwaukee	50-32	Utah	45-37	Los Angeles	54-28
84-85	L.A. Lakers	Boston	63-19	Milwaukee	59-23	Denver	52-30	L.A. Lakers	62-20
85-86	Boston	Boston	67-15	Milwaukee	57-25	Houston	51-31	L.A. Lakers	62-20
86-87	L.A. Lakers	Boston	59-23	Atlanta	57-25	Dallas	55-27	L.A. Lakers	65-17
87-88	L.A. Lakers	Boston	57-25	Detroit	54-28	Denver	54-28	L.A. Lakers	62-20
88-89	Detroit	N.Y. Knicks	52-30	Detroit	51-31	L.A. Lakers	57-25	L.A. Lakers	57-25
89-90	Detroit	Philadelphia	53-29	Detroit	59-23	San Antonio	56-26	L.A. Lakers	63-19
90-91	Chicago	Boston	56-26	Chicago	61-21	San Antonio	55-27	Portland	63-19
91-92	Chicago	N.Y. Knicks	51-31	Chicago	67-15	Utah	55-27	Portland	57-25
92-93	Chicago	N.Y. Knicks	60-22	Chicago	57-25	Houston	55-27	Phoenix	62-20
93-94	Houston	N.Y. Knicks	57-25	Atlanta	57-25	Houston	58-24	Seattle	63-19
94-95	Orlando	Orlando	57-25	Indiana	52-30	San Antonio	59-23	Phoenix	59-23
95-96	Chicago	Orlando	60-22	Chicago	72-10	San Antonio	59-23	Seattle	64-18
96-97	Chicago	Miami	61-21	Chicago	69-13	Utah	64-18	Seattle	57-25
97-98	Chicago	Miami	55-27	Chicago	62-20	Utah	62-20	Portland	61-21
98-99	San Antonio	New York	27-23	Indiana	33-17	San Antonio	37-13	Portland	35-15
99-00	L.A. Lakers	Miami	52-30	Indiana	56-26	Utah	55-27	L.A. Lakers	67-15
00-01	L.A. Lakers	Philadelphia	56-26	Milwaukee	52-30	San Antonio	58-24	L.A. Lakers	56-26
01-02	L.A. Lakers	New Jersey	52-30	Detroit	52-30	San Antonio	58-24	Sacramento	61-21
02-03	San Antonio	New Jersey	49-33	Detroit	50-32	San Antonio	60-22	Sacramento	59-23
03-04	Detroit	New Jersey	47-35	Indiana	61-21	Minnesota	58-24	L.A. Lakers	56-26

Season	Champions	Atlantic	Central	Southeast	Southwest	Northwest	Pacific
04-05	San Antonio	Boston (45-37)	Detroit (54-28)	Miami (59-23)	S. Antonio (59-23)	Seattle (52-30)	Phoenix (62-20)
05-06	Miami	New Jersey (49-33)	Detroit (64-18)	Miami (52-30)	S. Antonio (63-19)	Denver (44-38)	Phoenix (54-28)
06-07	San Antonio	Toronto (47-35)	Detroit (53-29)	Miami (44-38)	Dallas (67-15)	Utah (51-31)	Phoenix (61-21)
07-08	Boston	Boston (66-16)	Orlando (52-30)	Orlando (56-26)	N. Orleans (56-26)	Utah (51-31)	LA Lakers (57-25)
08-09	LA Lakers	Boston (62-20)	Cleveland (66-16)	Orlando (54-28)	San Antonio (64-28)	LA Lakers (65-17)	LA Lakers (65-17)
09-10	LA Lakers	Boston (50-32)	Cleveland (61-21)	Orlando (59-23)	Dallas (55-27)	Denver (53-29)	LA Lakers (67-25)
10-11	Dallas	Boston (56-26)	Chicago (62-20)	Miami (58-24)	San Antonio (61-21)	Oklahoma City (55-27)	LA Lakers (57-25)
11-12	Miami	Boston (39-27)	Chicago (50-16)	Miami (46-20)	San Antonio (50-16)	Oklahoma City (47-19)	LA Lakers (41-25)
12-13	San Antonio	New York (54-28)	Indiana (49-32)	Miami (66-16)	San Antonio (58-24)	Oklahoma City (60-22)	LA Lakers (56-26)
13-14	San Antonio	Toronto (48-34)	Miami (54-28)	Miami (54-28)	San Antonio (62-20)	Oklahoma City (51-31)	LA Lakers (57-25)
14-15	Golden State	Toronto (49-33)	Cleveland (56-29)	Atlanta (60-22)	Houston (56-26)	Portland (51-31)	Golden State (67-15)

## PAST ABA CHAMPIONS



Season	Champions	Eastern	W-L	Western	W-L
67-68	Pittsburgh	Pittsburgh	54-24	New Orleans	48-30
68-69	Oakland	Indiana	44-34	Oakland	60-18
69-70	Indiana	Indiana	59-25	Denver	51-33
70-71	Utah	Virginia	55-29	Indiana	58-26
71-72	Indiana	Kentucky	68-16	Utah	60-24
72-73	Indiana	Carolina	57-27	Utah	55-29
73-74	N.Y. Nets	N.Y. Nets	55-29	Utah	51-33
74-75	Kentucky	Kentucky	58-26	Denver	65-19

Season	Champions	W-L
75-76	N.Y. Nets	60-24
Overall	W-L	
Denver	60-24	

## ALL-TIME NBA AWARD WINNERS

### ROOKIE OF THE YEAR

Season	Player	Team	Season	Player	Team
1952-53	Don Meineke	Fort Wayne	1983-84	Ralph Sampson	Houston
1953-54	Ray Felix	Baltimore	Season	Player	Team
1954-55	Bob Pettit	Milwaukee	1984-85	Michael Jordan	Chicago
1955-56	Maurice Stokes	Rochester	1985-86	Patrick Ewing	New York
1956-57	Tom Heinsohn	Boston	1986-87	Chuck Person	Indiana
1957-58	Woody Sauldsberry	Philadelphia	1987-88	Mark Jackson	New York
1958-59	Elgin Baylor	Minneapolis	1988-89	Mitch Richmond	Golden State
1959-60	Wilt Chamberlain	Philadelphia	1989-90	David Robinson	San Antonio
1960-61	Oscar Robertson	Cincinnati	1990-91	Derrick Coleman	New Jersey
1961-62	Walt Bellamy	Chicago	1991-92	Larry Johnson	Charlotte
1962-63	Terry Dischinger	Chicago	1992-93	Shaquille O'Neal	Orlando
1963-64	Jerry Lucas	Cincinnati	1993-94	Chris Webber	Golden State
1964-65	Willis Reed	New York	1994-95	Grant Hill	Detroit
1965-66	Rick Barry	San Francisco	1995-96	Damon Stoudamire	Toronto
1966-67	Dave Bing	Detroit	1996-97	Allen Iverson	Philadelphia
1967-68	Earl Monroe	Baltimore	1997-98	Tim Duncan	San Antonio
1968-69	Wes Unseld	Baltimore	1998-99	Vince Carter	Toronto
1969-70	Kareem Abdul-Jabbar	Milwaukee	1999-00	Elton Brand	Chicago
1970-71	Geoff Petrie	Portland		Steve Francis	Houston
	Dave Cowens	Boston	2000-01	Mike Miller	Orlando
1971-72	Sidney Wicks	Portland	2001-02	Pau Gasol	Memphis
1972-73	Bob McAdoo	Buffalo	2002-03	Amare Stoudamire	Phoenix
1973-74	Ernie DiGregorio	Buffalo	2003-04	LeBron James	Cleveland
1974-75	Keith Wilkes	Golden State	2004-05	Emeka Okafor	Charlotte
1975-76	Alvan Adams	Phoenix	2005-06	Chris Paul	New Orleans/Oklahoma City
1976-77	Adrian Dantley	Buffalo	2006-07	Brandon Roy	Portland
1977-78	Walter Davis	Boston	2007-08	Kevin Durant	Seattle
1978-79	Phil Ford	Kansas City	2008-09	Derrick Rose	Chicago
1979-80	Larry Bird	Boston	2009-10	Tyrese Evans	Sacramento
1980-81	Darrell Griffith	Utah	2010-11	Blake Griffin	LA Clippers
1981-82	Bucky Williams	New Jersey	2011-12	Kyrie Irving	Cleveland
1982-83	Terry Cummings	San Diego	2012-13	Damian Lillard	Portland

### MOST VALUABLE PLAYER

Season	Player	Team	Season	Player	Team
1955-56	Bob Pettit	St. Louis	1985-86	Larry Bird	Boston
1956-57	Bob Cousy	Boston	1986-87	Earvin Johnson	L.A. Lakers
1957-58	Bill Russell	Boston	1987-88	Michael Jordan	Chicago
1958-59	Bob Pettit	St. Louis	1988-89	Earvin Johnson	L.A. Lakers
1959-60	Wilt Chamberlain	Philadelphia	1989-90	Michael Jordan	Chicago
1960-61	Bill Russell	Boston	1990-91	Michael Jordan	Chicago
1961-62	Bill Russell	Boston	1991-92	Charles Barkley	Phoenix
1962-63	Bill Russell	Boston	1992-93	Hakeem Olajuwon	Houston
1963-64	Oscar Robertson	Cincinnati	1993-94	David Robinson	San Antonio
1964-65	Bill Russell	Boston	1994-95	Michael Jordan	Chicago
1965-66	Wilt Chamberlain	Philadelphia	1995-96	Karl Malone	Utah
1966-67	Wilt Chamberlain	Philadelphia	1996-97	Michael Jordan	Chicago
1967-68	Wilt Chamberlain	Philadelphia	1997-98	Michael Jordan	Chicago
1968-69	Wes Unseld	Baltimore	1998-99	Karl Malone	Utah
1969-70	Willis Reed	New York	1999-00	Shaquille O'Neal	L.A. Lakers
1970-71	Kareem Abdul-Jabbar	Milwaukee	2000-01	Allen Iverson	Philadelphia
1971-72	Kareem Abdul-Jabbar	Milwaukee	2001-02	Tim Duncan	San Antonio
1972-73	Dave Cowens	Boston	2002-03	Kevin Garnett	Minnesota
1973-74	Kareem Abdul-Jabbar	Milwaukee	2003-04	Steve Nash	Phoenix
1974-75	Bob McAdoo	Buffalo	2004-05	Steve Nash	Phoenix
1975-76	Kareem Abdul-Jabbar	L.A. Lakers	2005-06	Dirk Nowitzki	Dallas
1976-77	Bill Walton	Portland	2006-07	Kobe Bryant	L.A. Lakers
1977-78	Moses Malone	Houston	2007-08	LeBron James	Cleveland
1978-79	Kareem Abdul-Jabbar	L.A. Lakers	2008-09	LeBron James	Cleveland
1979-80	Kareem Abdul-Jabbar	L.A. Lakers	2009-10	Derrick Rose	Chicago
1980-81	Julius Erving	Philadelphia	2010-11	LeBron James	Miami
1981-82	Moses Malone	Houston	2011-12	LeBron James	Miami
1982-83	Moses Malone	Philadelphia	2012-13	LeBron James	Miami
1983-84	Larry Bird	Boston	2013-14	Kevin Durant	Oklahoma City
1984-85	Larry Bird	Boston	2014-15	Stephen Curry	Golden State

### COACH OF THE YEAR

Season	Player	Team	Season	Player	Team
1982-83	Harry Gallatin	St. Louis	1988-89	Cotton Fitzsimmons	Phoenix
1983-84	Alex Hannum	San Francisco	1989-90	Pat Riley	LA Lakers
1984-85	Red Auerbach	Boston	1990-91	Don Chaney	Houston
1985-86	Dolph Schayes	Philadelphia	1991-92	Don Nelson	Golden State
1986-87	Johnny Kerr	Chicago	1992-93	Pat Riley	New York
1987-88	Richie Guerin	St. Louis	1993-94	Lenny Wilkens	Atlanta
1988-89	Gene Shue	Baltimore	1994-95	Del Harris	LA Lakers
1989-90	Red Holzman	New York	1995-96	Phil Jackson	Chicago
1990-91	Dick Motta	Chicago	1996-97	Pat Riley	Miami
1991-92	Bill Sharman	L.A. Lakers	1997-98	Larry Bird	Indiana
1992-93	Tom Heinsohn	Boston	1998-99	Mike Dunleavy	Portland
1993-94	Ray Scott	Detroit	1999-00	Doc Rivers	Orlando
1994-95	Phil Johnson	Kansas City	2000-01	Larry Brown	Philadelphia
1995-96	Bill Fitch	Cleveland	2001-02	Rick Carlisle	Detroit
1996-97	Tom Nisslake	Houston	2002-03	Gregg Popovich	San Antonio
1997-98	Hubie Brown	Atlanta	2003-04	Hubie Brown	Memphis
1998-99	Cotton Fitzsimmons	Kansas City	2004-05	Mike D'Antoni	Phoenix
1999-00	Bill Fitch	Boston	2005-06	Avery Johnson	Dallas
2000-01	Jack McKinney	Indiana	2006-07	Sam Mitchell	Toronto
2001-02	Gene Shue	Washington	2007-08	Bryon Scott	New Orleans
2002-03	Don Nelson	Milwaukee	2008-09	Mike Brown	Cleveland
2003-04	Frank Layden	Utah	2009-10	Scott Brooks	Oklahoma City
2004-05	Don Nelson	Milwaukee	2010-11	Tom Thibodeau	Chicago
2005-06	Mike Fratello	Atlanta	2011-12	Gregg Popovich	San Antonio
2006-07	Mike Schuler	Portland	2012-13	George Karl	Denver
2007-08	Doug Moe	Denver	2013-14	Gregg Popovich	San Antonio
2008-09			2014-15	Mike D'Antoni	Atlanta

## ALL-TIME NBA LEADERS

## SCORING

Season	Player Team	PPG	Season	Player Team	PPG
1946-47	Joe Fulks, Philadelphia	23.2	1980-81	Adrian Dantley, Utah	30.7
1947-48	Max Zaslofsky, Chicago	21.0	1981-82	George Gervin, San Antonio	32.3
1948-49	George Mikan, Minneapolis	28.3	1982-83	Alex English, Denver	28.4
1949-50	George Mikan, Minneapolis	27.4	1983-84	Adrian Dantley, Utah	30.6
1950-51	George Mikan, Minneapolis	28.4	1984-85	Bernard King, New York	32.9
1951-52	Paul Arizin, Philadelphia	25.4	1985-86	Dominique Wilkins, Atlanta	30.3
1952-53	Neil Johnston, Philadelphia	22.3	1986-87	Michael Jordan, Chicago	37.1
1953-54	Neil Johnston, Philadelphia	24.4	1987-88	Michael Jordan, Chicago	35.0
1954-55	Neil Johnston, Philadelphia	22.7	1988-89	Michael Jordan, Chicago	32.5
1955-56	Bob Pettit, St. Louis	25.7	1989-90	Michael Jordan, Chicago	33.6
1956-57	Paul Arizin, Philadelphia	25.6	1990-91	Michael Jordan, Chicago	31.5
1957-58	George Yardley, Fort Wayne	27.8	1991-92	Michael Jordan, Chicago	30.1
1958-59	Bob Pettit, St. Louis	29.2	1992-93	Michael Jordan, Chicago	32.6
1959-60	Wilt Chamberlain, Philadelphia	37.6	1993-94	David Robinson, San Antonio	29.8
1960-61	Wilt Chamberlain, Philadelphia	38.4	1994-95	Shaquille O'Neal, Orlando	29.3
1961-62	Wilt Chamberlain, Philadelphia	50.4	1995-96	Michael Jordan, Chicago	30.4
1962-63	Wilt Chamberlain, San Francisco	44.8	1996-97	Michael Jordan, Chicago	29.6
1963-64	Wilt Chamberlain, San Francisco	36.9	1997-98	Michael Jordan, Chicago	28.7
1964-65	Wilt Chamberlain, San Fran. - Phil.	34.7	1998-99	Allen Iverson, Philadelphia	26.8
1965-66	Wilt Chamberlain, Philadelphia	33.5	1999-00	Shaquille O'Neal, Los Angeles	29.7
1966-67	Rick Barry, San Francisco	35.6	2000-01	Allen Iverson, Philadelphia	31.1
1967-68	Dave Bing, Detroit	27.1	2001-02	Allen Iverson, Philadelphia	31.4
1968-69	Ervin Hayes, San Diego	28.4	2002-03	Tracy McGrady, Orlando	32.1
1969-70	Jerry West, L.A. Lakers	31.2	2003-04	Tracy McGrady, Orlando	28.0
1970-71	K. Abdul-Jabbar, Milwaukee	31.7	2004-05	Allen Iverson, Philadelphia	30.7
1971-72	K. Abdul-Jabbar, Milwaukee	34.8	2005-06	Kobe Bryant, LA Lakers	35.4
1972-73	Nate Archibald, Kansas City - Omaha	34.0	2006-07	Kobe Bryant, LA Lakers	31.6
1973-74	Bob McAdoo, Buffalo	30.6	2007-08	LeBron James, Cleveland	30.0
1974-75	Bob McAdoo, Buffalo	34.5	2008-09	Dwyane Wade, Miami	30.2
1975-76	Bob McAdoo, Buffalo	31.1	2009-10	Kevin Durant, Oklahoma City	30.1
1976-77	Pete Maravich, New Orleans	31.1	2010-11	Kevin Durant, Oklahoma City	27.7
1977-78	George Gervin, San Antonio	27.21	2011-12	Kevin Durant, Oklahoma City	28.0
1978-79	George Gervin, San Antonio	29.6	2012-13	Carmelo Anthony, New York	28.7
1979-80	George Gervin, San Antonio	33.1	2013-14	Kevin Durant, Oklahoma City	32.0
			2014-15	Russell Westbrook, Oklahoma City	28.1

## REBOUNDING

Season	Player Team	RPG	Season	Player Team	RPG
1950-51	Dolph Schayes, Syracuse	16.4	1982-83	Moses Malone, Philadelphia	15.3
1951-52	Larry Foust, Fort Wayne	13.3	1983-84	Moses Malone, Philadelphia	13.4
	Mel Hutchins, Milwaukee	13.3	1984-85	Moses Malone, Philadelphia	13.1
1952-53	George Mikan, Minneapolis	14.4	1985-86	Bill Laimeber, Detroit	13.1
1953-54	Harry Gallatin, New York	15.3	1986-87	Charles Barkley, Philadelphia	14.6
1954-55	Neil Johnston, Philadelphia	15.1	1987-88	Michael Cage, L.A. Clippers	13.03
1955-56	Bob Pettit, St. Louis	16.2	1988-89	Akeem Olatunji, Houston	13.5
1956-57	Maurice Stokes, Rochester	17.4	1989-90	Akeem Olatunji, Houston	14.0
1957-58	Bill Russell, Boston	22.7	1990-91	David Robinson, San Antonio	13.0
1958-59	Bill Russell, Boston	23.0	1991-92	Dennis Rodman, Detroit	18.7
1959-60	Wilt Chamberlain, Philadelphia	27.0	1992-93	Dennis Rodman, Detroit	18.3
1960-61	Wilt Chamberlain, Philadelphia	27.2	1993-94	Dennis Rodman, San Antonio	17.3
1961-62	Wilt Chamberlain, Philadelphia	25.7	1994-95	Dennis Rodman, San Antonio	16.8
1962-63	Wilt Chamberlain, San Francisco	24.3	1995-96	Dennis Rodman, Chicago	16.9
1963-64	Bill Russell, Boston	24.7	1996-97	Dennis Rodman, Chicago	14.1
1964-65	Bill Russell, Boston	24.1	1997-98	Dennis Rodman, Chicago	15.0
1965-66	Wilt Chamberlain, Philadelphia	24.6	1998-99	Chris Webber, Sacramento	13.0
1966-67	Wilt Chamberlain, Philadelphia	24.2	1999-00	Dikembe Mutombo, Atlanta	14.1
1967-68	Wilt Chamberlain, Philadelphia	23.8	2000-01	Dikembe Mutombo, Philadelphia	13.5
1968-69	Wilt Chamberlain, L.A. Lakers	21.1	2001-02	Ben Wallace, Detroit	13.0
1969-70	Elvin Hayes, San Diego	16.9	2002-03	Ben Wallace, Detroit	15.4
1970-71	Wilt Chamberlain, L.A. Lakers	18.2	2003-04	Kevin Garnett, Minnesota	13.9
1971-72	Wilt Chamberlain, L.A. Lakers	19.2	2004-05	Kevin Garnett, Minnesota	13.5
1972-73	Wilt Chamberlain, L.A. Lakers	18.6	2005-06	Kevin Garnett, Minnesota	12.7
1973-74	Elvin Hayes, Capital	18.1	2006-07	Kevin Garnett, Minnesota	12.8
1974-75	Wes Unseld, Washington	14.8	2007-08	Dwight Howard, Orlando	14.2
1975-76	K. Abdul-Jabbar, L.A. Lakers	16.9	2008-09	Dwight Howard, Orlando	13.8
1976-77	Bill Walton, Portland	14.4	2009-10	Dwight Howard, Orlando	13.2
1977-78	Leonard Robinson, New Orleans	15.7	2010-11	Kevin Love, Minnesota	15.2
1978-79	Moses Malone, Houston	17.6	2011-12	Dwight Howard, Orlando	14.5
1979-80	Swen Nater, San Diego	15.0	2012-13	Dwight Howard, LA Lakers	12.4
1980-81	Moses Malone, Houston	14.8	2013-14	DeAndre Jordan, LA Clippers	13.6
1981-82	Moses Malone, Houston	14.7	2014-15	DeAndre Jordan, LA Clippers	15.0

## ASSISTS

Season	Player Team	APG	Season	Player Team	APG
1946-47	Ernie Calverly, Providence	3.4	1958-59	Bob Cousy, Boston	8.6
1947-48	Howie Dallmar, Philadelphia	2.5	1959-60	Bob Cousy, Boston	9.5
1948-49	Bob Davies, Rochester	5.4	1960-61	Oscar Robertson, Cincinnati	9.7
1949-50	Dick McGuire, New York	5.7	1961-62	Oscar Robertson, Cincinnati	11.4
1950-51	Andy Phillip, Philadelphia	6.3	1962-63	Guy Rodgers, San Francisco	10.4
1951-52	Andy Phillip, Philadelphia	8.2	1963-64	Oscar Robertson, Cincinnati	11.0
1952-53	Bob Cousy, Boston	7.7	1964-65	Oscar Robertson, Cincinnati	11.5
1953-54	Bob Cousy, Boston	7.2	1965-66	Oscar Robertson, Cincinnati	11.1
1954-55	Bob Cousy, Boston	7.9	1966-67	Guy Rodgers, Chicago	11.2
1955-56	Bob Cousy, Boston	8.9	1967-68	Wilt Chamberlain, Philadelphia	8.6
1956-57	Bob Cousy, Boston	7.5	1968-69	Oscar Robertson, Cincinnati	9.1
1957-58	Bob Cousy, Boston	7.1	1969-70	Lenny Wilkens, Seattle	9.1

## ALL-TIME NBA LEADERS, CONTINUED

## ASSISTS, CONT.

Season	Player Team	APG	Season	Player Team	APG
1970-71	Norm Van Lier, Cincinnati	10.2	1992-93	John Stockton, Utah	12.0
1971-72	Jerry West, L.A. Lakers	9.7	1993-94	John Stockton, Utah	12.6
1972-73	Nate Archibald, Kansas City - Omaha	11.4	1994-95	John Stockton, Utah	12.3
1973-74	Ernie DiGregorio, Buffalo	8.2	1995-96	John Stockton, Utah	11.2
1974-75	Kevin Porter, Washington	8.0	1996-97	Mark Jackson, Denver - Indiana	11.4
1975-76	Donald Watts, Seattle	8.1	1997-98	Rod Strickland, Washington	10.5
1976-77	Don Buse, Indiana	8.5	1998-99	Jason Kidd, Phoenix	10.8
1977-78	Kevin Porter, New Jersey	10.2	1999-00	Jason Kidd, Phoenix	10.1
1978-79	Kevin Porter, Detroit	13.4	2000-01	Jason Kidd, Phoenix	9.8
1979-80	Mike Richardson, New York	10.2	2001-02	Andre Miller, Cleveland	10.9
1980-81	Kevin Porter, Washington	9.1	2002-03	Jason Kidd, New Jersey	8.9
1981-82	Johnny Moore, San Antonio	9.7	2003-04	Jason Kidd, New Jersey	9.2
1982-83	Earvin Johnson, L.A. Lakers	10.5	2004-05	Steve Nash, Phoenix	11.5
1983-84	Earvin Johnson, L.A. Lakers	13.1	2005-06	Steve Nash, Phoenix	10.5
1984-85	Isiah Thomas, Detroit	13.9	2006-07	Steve Nash, Phoenix	11.6
1985-86	Earvin Johnson, L.A. Lakers	12.6	2007-08	Chris Paul, New Orleans	11.6
1986-87	Earvin Johnson, L.A. Lakers	12.2	2008-09	Chris Paul, New Orleans	11.0
1987-88	John Stockton, Utah	13.8	2009-10	Steve Nash, Phoenix	11.0
1988-89	John Stockton, Utah	13.6	2010-11	Steve Nash, Phoenix	11.4
1989-90	John Stockton, Utah	14.5	2011-12	Rajon Rondo, Boston	11.7
1990-91	John Stockton, Utah	14.2	2012-13	Rajon Rondo, Boston	11.1
1991-92	John Stockton, Utah	13.7	2013-14	Chris Paul, LA Clippers	10.7
			2014-15	Chris Paul, LA Clippers	10.2

## FIELD GOAL PERCENTAGE

Season	Player Team	Pct.	Season	Player Team	Pct.
1946-47	Bob Feerick, Washington	.401	1980-81	Artis Gilmore, Chicago	.670
1947-48	Bob Feerick, Washington	.340	1981-82	Artis Gilmore, Chicago	.652
1948-49	Arnie Risen, Rochester	.423	1982-83	Artis Gilmore, San Antonio	.626
1949-50	Alex Groza, Indiana	.478	1983-84	Artis Gilmore, San Antonio	.631
1950-51	Alex Groza, Indiana	.470	1984-85	James Donaldson, L.A. Clippers	.637
1951-52	Paul Arizin, Philadelphia	.448	1985-86	Steve Johnson, San Antonio	.632
1952-53	Neil Johnston, Philadelphia	.452	1986-87	Kevin McHale, Boston	.604
1953-54	Ed McCauley, Boston	.486	1987-88	Kevin McHale, Boston	.604
1954-55	Larry Faust, Fort Wayne	.487	1988-89	Dennis Rodman, Detroit	.595
1955-56	Neil Johnston, Philadelphia	.457	1989-90	Mark West, Phoenix	.625
1956-57	Neil Johnston, Philadelphia	.447	1990-91	Buck Williams, Portland	.602
1957-58	Jack Twyman, Cincinnati	.452	1991-92	Buck Williams, Portland	.604
1958-59	Ken Sears, New York	.490	1992-93	Cedric Ceballos, Phoenix	.576
1959-60	Ken Sears, New York	.477	1993-94	Shaquille O'Neal, Orlando	.599
1960-61	Wilt Chamberlain, Philadelphia	.505	1994-95	Chris Gatling, Golden State	.633
1961-62	Walt Bellamy, Chicago	.513	1995-96	Gheorghe Muresan, Washington	.584
1962-63	Wilt Chamberlain, San Francisco	.528	1996-97	Gheorghe Muresan, Washington	.604
1963-64	Jerry Lucas, Cincinnati	.527	1997-98	Shaquille O'Neal, Los Angeles	.584
1964-65	Wilt Chamberlain, San Fran. - Phil.	.510	1998-99	Shaquille O'Neal, Los Angeles	.576
1965-66	Wilt Chamberlain, Philadelphia	.540	1999-00	Shaquille O'Neal, Los Angeles	.574
1966-67	Wilt Chamberlain, Philadelphia	.683	2000-01	Shaquille O'Neal, Los Angeles	.572
1967-68	Wilt Chamberlain, Philadelphia	.595	2001-02	Shaquille O'Neal, Los Angeles	.579
1968-69	Wilt Chamberlain, L.A. Lakers	.583	2002-03	Eddy Curry, Chicago	.585
1969-70	John Green, Cincinnati	.559	2003-04	Shaquille O'Neal, Los Angeles	.584
1970-71	John Green, Cincinnati	.587	2004-05	Shaquille O'Neal, Miami	.601
1971-72	Wilt Chamberlain, L.A. Lakers	.649	2005-06	Shaquille O'Neal, Miami	.600
1972-73	Wilt Chamberlain, L.A. Lakers	.727	2006-07	Mikki Moore, New Jersey	.609
1973-74	Bob McAdoo, Buffalo	.547	2007-08	Andre Biedrin, Golden State	.626
1974-75	Don Nelson, Boston	.539	2008-09	Shaquille O'Neal, Phoenix	.609
1975-76	Wes Unseld, Washington	.560	2009-10	Dwight Howard, Orlando	.612
1976-77	K. Abdul-Jabbar, L.A. Lakers	.579	2010-11	Nene, Denver	.615
1977-78	Bobby Jones, Denver	.578	2011-12	Tyson Chandler, New York	.679
1978-79	Cedric Maxwell, Boston	.584	2012-13	DeAndre Jordan, LA Clippers	.643
1979-80	Cedric Maxwell, Boston	.609	2013-14	DeAndre Jordan, LA Clippers	.676
			2014-15	DeAndre Jordan, LA Clippers	.710

## FREE THROW PERCENTAGE

Season	Player Team	Pct.	Season	Player Team	Pct.
1946-47	Fred Scolari, Washington	.811	1965-66	Larry Siegfried, Boston	.881
1947-48	Bob Feerick, Washington	.788	1966-67	Adrian Smith, Cincinnati	.903
1948-49	Bob Feerick, Washington	.859	1967-68	Oscar Robertson, Cincinnati	.873
1949-50	Max Zaslofsky, Chicago	.843	1968-69	Larry Siegfried, Boston	.864
1950-51	Joe Fulks, Philadelphia	.855	1969-70	Flynn Robinson, Milwaukee	.898
1951-52	Bob Wanzer, Rochester	.904	1970-71	Chet Walker, Chicago	.859
1952-53	Bill Sharman, Boston	.850	1971-72	Jack Marin, Baltimore	.894
1953-54	Bill Sharman, Boston	.844	1972-73	Rick Barry, Golden State	.902
1954-55	Bill Sharman, Boston	.847	1973-74	Ernie DiGregorio, Buffalo	.902
1955-56	Bill Sharman, Boston	.867	1974-75	Rick Barry, Golden State	.904
1956-57	Bill Sharman, Boston	.905	1975-76	Rick Barry, Golden State	.923
1957-58	Dolph Schayes, Syracuse	.904	1976-77	Ernie DiGregorio, Buffalo	.945
1958-59	Bill Sharman, Boston	.932	1977-78	Rick Barry, Golden State	.924
1959-60	Dolph Schayes, Syracuse	.892	1978-79	Rick Barry, Houston	.947
1960-61	Bill Sharman, Boston	.921	1979-80	Rick Barry, Houston	.935
1961-62	Dolph Schayes, Syracuse	.896	1980-81	Calvin Murphy, Houston	.958
1962-63	Larry Costello, Syracuse	.881	1981-82	Kyle Macy, Phoenix	.899
1963-64	Oscar Robertson, Cincinnati	.853	1982-83	Calvin Murphy, Houston	.920
1964-65	Larry Costello, Philadelphia	.877	1983-84	Larry Bird, Boston	.888

## ALL-TIME NBA LEADERS, CONTINUED

## FREE THROW PERCENTAGE, CONT.

Season	Player Team	Pct.	Season	Player Team	Pct.
1984-85	Kyle Macy, Phoenix	.907	1999-00	Jeff Hornacek, Utah	.950
1985-86	Larry Bird, Boston	.896	2000-01	Reggie Miller, Indiana	.928
1986-87	Larry Bird, Boston	.910	2001-02	Reggie Miller, Indiana	.911
1987-88	Jack Sikma, Milwaukee	.922	2002-03	Allan Houston, New York	.919
1988-89	Earvin Johnson, L.A. Lakers	.911	2003-04	Peja Stojakovic, Sacramento	.927
1989-90	Larry Bird, Boston	.930	2004-05	Reggie Miller, Indiana	.933
1990-91	Reggie Miller, Indiana	.918	2005-06	Steve Nash, Phoenix	.921
1991-92	Mark Price, Cleveland	.947	2006-07	Kyle Korver, Philadelphia	.914
1992-93	Mark Price, Cleveland	.948	2007-08	Peja Stojakovic, New Orleans	.929
1993-94	Mahmoud Abdul-Rauf, Denver	.956	2008-09	Jose Calderon, Toronto	.981
1994-95	Anthony Webb, Sacramento	.934	2009-10	Steve Nash, Phoenix	.938
1995-96	Mahmoud Abdul-Rauf, Denver	.934	2010-11	Stephen Curry, Golden State	.934
1996-97	Mark Price, Golden State	.906	2011-12	Jamal Crawford, Portland	.927
1997-98	Chris Mullin, Indiana	.939	2012-13	Kevin Durant, Oklahoma City	.905
1998-99	Reggie Miller, Indiana	.915	2013-14	Brian Roberts, New Orleans	.940
			2014-15	Stephen Curry, Golden State	.914

## BLOCKED SHOTS

Season	Player Team	BPG	Season	Player Team	BPG
1973-74	Elmore Smith, L.A. Lakers	4.85	1994-95	Dikembe Mutombo, Denver	3.91
1974-75	K. Abdul-Jabbar, Milwaukee	3.26	1995-96	Dikembe Mutombo, Denver	4.49
1975-76	K. Abdul-Jabbar, L.A. Lakers	4.12	1996-97	Shawn Bradley, N.J. - Dallas	3.40
1976-77	Bill Walton, Portland	3.25	1997-98	Marcus Camby, Toronto	3.65
1977-78	George Johnson, New Jersey	3.38	1998-99	Alonzo Mourning, Miami	3.91
1978-79	K. Abdul-Jabbar, L.A. Lakers	3.35	1999-00	Alonzo Mourning, Miami	3.72
1979-80	K. Abdul-Jabbar, L.A. Lakers	3.41	2000-01	Theo Ratliff, Atlanta	3.74
1980-81	George Johnson, San Antonio	3.39	2001-02	Ben Wallace, Detroit	3.48
1981-82	George Johnson, San Antonio	3.12	2002-03	Theo Ratliff, Atlanta	3.23
1982-83	Tree Rollins, Atlanta	4.29	2003-04	Theo Ratliff, Atlanta-Portland	3.61
1983-84	Mark Eaton, Utah	4.28	2004-05	Andre Kirilenko, Utah	3.32
1984-85	Mark Eaton, Utah	5.56	2005-06	Marcus Camby, Denver	3.29
1985-86	Manute Bol, Washington	4.96	2006-07	Marcus Camby, Denver	3.30
1986-87	Mark Eaton, Utah	4.06	2007-08	Marcus Camby, Denver	3.61
1987-88	Mark Eaton, Utah	3.71	2008-09	Dwight Howard, Orlando	2.92
1988-89	Manute Bol, Golden State	4.31	2009-10	Dwight Howard, Orlando	2.78
1989-90	Akeem Olatunji, Houston	4.59	2010-11	Andrew Bogut, Milwaukee	2.58
1990-91	Akeem Olatunji, Houston	3.95	2011-12	Serge Ibaka, Oklahoma City	3.65
1991-92	David Robinson, San Antonio	4.49	2012-13	Serge Ibaka, Oklahoma City	3.03
1992-93	Hakeem Olatunji, Houston	4.17	2013-14	Anthony Davis, New Orleans	2.82
1993-94	Dikembe Mutombo, Denver	4.10	2014-15	Anthony Davis, New Orleans	2.94

## STEALS

Season	Player Team	SPG	Season	Player Team	SPG
1973-74	Larry Steele, Portland	2.68	1994-95	Scottie Pippen, Chicago	2.94
1974-75	Rick Barry, Golden State	2.85	1995-96	Gary Payton, Seattle	2.85
1975-76	Donald Watts, Seattle	3.18	1996-97	Mookie Blaylock, Atlanta	2.72
1976-77	Don Buse, Indiana	3.47	1997-98	Mookie Blaylock, Atlanta	2.61
1977-78	Ron Lee, Phoenix	2.74	1998-99	Kendall Gill, New Jersey	2.68
1978-79	M.L. Carr, Detroit	2.46	1999-00	Eddie Jones, Charlotte	2.67
1979-80	Michael Richardson, New York	3.23	2000-01	Allen Iverson, Philadelphia	2.51
1980-81	Earvin Johnson, L.A. Lakers	3.43	2001-02	Allen Iverson, Philadelphia	2.30
1981-82	Earvin Johnson, L.A. Lakers	2.67	2002-03	Allen Iverson, Philadelphia	2.74
1982-83	Michael Richardson, Golden St. - N.J.	2.84	2003-04	Baron Davis, New Orleans	2.36
1983-84	Rickey Green, Utah	2.65	2004-05	Larry Hughes, Washington	2.89
1984-85	Michael Richardson, New Jersey	2.96	2005-06	Gerald Wallace, Charlotte	2.51
1985-86	Alvin Robertson, San Antonio	3.67	2006-07	Baron Davis, Golden State	2.14
1986-87	Alvin Robertson, San Antonio	3.21	2007-08	Chris Paul, New Orleans	2.71
1987-88	Michael Jordan, Chicago	3.16	2008-09	Chris Paul, New Orleans	2.77
1988-89	John Stockton, Utah	3.21	2009-10	Rajon Rondo, Boston	2.33
1989-90	Michael Jordan, Chicago	2.77	2010-11	Chris Paul, New Orleans	2.35
1990-91	Alvin Robertson, Milwaukee	3.00	2011-12	Chris Paul, LA Clippers	2.53
1991-92	John Stockton, Utah	2.98	2012-13	Chris Paul, LA Clippers	2.41
1992-93	Michael Jordan, Chicago	2.83	2013-14	Chris Paul, LA Clippers	2.48
1993-94	Nate McMillan, Seattle	2.96	2014-15	Kawhi Leonard	2.31

## THREE-POINT FIELD GOAL PERCENTAGE

Season	Player Team	Pct.	Season	Player Team	Pct.
1979-80	Fred Brown, Seattle	.443	1997-98	Dale Ellis, Seattle	.464
1980-81	Brian Taylor, San Diego	.383	1998-99	Deil Curry, Milwaukee	.476
1981-82	Campy Russell, New York	.439	1999-00	Hubert Davis, Dallas	.491
1982-83	Mike Dunleavy, San Antonio	.345	2000-01	Brent Barry, Seattle	.476
1983-84	Darrell Griffith, Utah	.361	2001-02	Steve Smith, San Antonio	.472
1984-85	Byron Scott, L.A. Lakers	.433	2002-03	Bruce Bowen, San Antonio	.441
1985-86	Craig Hodges, Milwaukee	.451	2003-04	Anthony Peeler, Sacramento	.482
1986-87	Kiki Vandeweghe, Portland	.481	2004-05	Fred Hoiberg, Minnesota	.483
1987-88	Craig Hodges, Milw. - Phoenix	.491	2005-06	Richard Hamilton, Detroit	.458
1988-89	Jon Sundvold, Miami	.522	2006-07	Jason Kapono, Miami	.514
1989-90	Steve Kerr, Cleveland	.507	2007-08	Jason Kapono, Toronto	.483
1990-91	Jim Les, Sacramento	.461	2008-09	Anthony Morrow, Golden State	.467
1991-92	Dana Barros, Seattle	.446	2009-10	Kyle Korver, Utah	.536
1992-93	B.J. Armstrong, Chicago	.453	2010-11	Matt Bonner, San Antonio	.457
1993-94	Steve Murray, Portland	.459	2011-12	Steve Novak, New York	.472
1994-95	Steve Kerr, Chicago	.524	2012-13	Jose Calderon, Toronto-Detroit	.461
1995-96	Tim Legler, Washington	.522	2013-14	Kyle Korver, Atlanta	.472
1996-97	Glen Rice, Charlotte	.470	2014-15	Kyle Korver, Atlanta	.492

## ALL-TIME NBA TEAM RECORDS

## ALL-TIME OVERALL

Team	W	L	Pct
San Antonio Spurs	1939	1201	.618
Chicago Stags *	145	92	.612
Los Angeles Lakers	3218	2069	.609
Boston Celtics	3173	2223	.588
Washington Capitals *	157	114	.579
Anderson Packers *	37	27	.578
Phoenix Suns	2099	1707	.551
Oklahoma City Thunder	2084	1804	.536
Portland Trail Blazers	1947	1695	.535
Utah Jazz	1775	1542	.535
Chicago Bulls	2073	1886	.522
Philadelphia 76ers	2716	2506	.520
Miami Heat	1122	1044	.518
Houston Rockets	2011	1877	.517
St. Louis Bombers *	122	115	.515
Milwaukee Bucks	1950	1856	.512
Dallas Mavericks	1440	1382	.510
Cleveland Rebels *	30	30	.500
Atlanta Hawks	2601	2622	.498
Indiana Pacers	1561	1588	.496
New York Knickerbockers	2669	2724	.495
Orlando Magic	1027	1057	.493
Indiana Pacers	132	137	.491
Indiana Pacers	2572	2714	.487
Denver Nuggets	1530	1620	.486
New Orleans Pelicans	1040	1126	.480
Golden State Warriors	2517	2875	.467
Sacramento Kings	2431	2856	.460
Cleveland Cavaliers	1671	1971	.459
Washington Wizards	1963	2406	.449
Toronto Raptors	678	914	.426
Brooklyn Nets	1339	1811	.425
Memphis Grizzlies	652	940	.410
Minnesota Timberwolves	818	1266	.393
Los Angeles Clippers	1416	2226	.389
Charlotte Hornets	326	560	.368
Toronto Huskies *	22	38	.367
Shelbygan Redskins *	22	40	.355
Baltimore Bullets *	158	292	.351
Detroit Falcons *	20	40	.333
Waterloo Hawks *	19	43	.306
Indianapolis Jets *	18	42	.300
Providence Steamrollers *	46	122	.274
Pittsburgh Ironmen *	15	45	.250
Denver Nuggets *	11	51	.177

## ALL-TIME NEUTRAL COURT

Team	W	L	Pct
Anderson Packers *	3	0	1.000
Chicago Stags *	12	1	.923
Boston Celtics	202	88	.697
Milwaukee Bucks	24	15	.615
Indianapolis Olympians *	15	11	.577
St. Louis Bombers *	4	3	.571
Golden State Warriors	165	130	.559
Philadelphia 76ers	161	133	.548
Cleveland Cavaliers	6	5	.545
Los Angeles Lakers	139	121	.535
Sacramento Kings	149	142	.512
New York Knickerbockers	130	133	.494
Chicago Bulls	31	33	.484
Detroit Pistons	144	182	.442
Houston Rockets	25	32	.439
Atlanta Hawks	127	163	.438
Washington Wizards	57	94	.377
Oklahoma City Thunder	18	31	.367
Los Angeles Clippers	10	18	.357
Phoenix Suns	9	333	.333
Washington Capitals *	5	286	.333
Baltimore Bullets *	11	51	.177
Portland Trail Blazers	2	12	.143
Waterloo Hawks *	1	6	.143
Denver Nuggets *	1	10	.091
Providence Steamrollers *	0	2	.000
Shelbygan Redskins *	0	4	.000
Indianapolis Jets *	0	5	.000

(\* Defunct franchise)

(\*\* Neutral court records kept prior to 73-74 season)

## ALL-TIME HOME

Team	W	L	Pct
San Antonio Spurs	1165	410	.740
Los Angeles Lakers	1832	696	.725
Utah Jazz	1135	522	.724
Washington Capitals *	97	37	.724
Anderson Packers *	23	9	.719
Indianapolis Olympians *	86	37	.699
Boston Celtics	1746	764	.696
Phoenix Suns	1299	596	.685
Chicago Stags *	70	33	.680
Portland Trail Blazers	1231	587	.677
Oklahoma City Thunder	1290	670	.658
Philadelphia 76ers	1576	876	.643
Denver Nuggets	984	550	.641
St. Louis Bombers *	73	41	.640
Atlanta Hawks	1586	896	.639
Houston Rockets	1223	697	.637
Chicago Bulls	1243	720	.633
Milwaukee Bucks	1181	696	.629
Indiana Pacers	1012	604	.626
Miami Heat	668	415	.624
Detroit Pistons	1545	1000	.607
New York Knickerbockers	1551	1012	.605
Orlando Magic	630	411	.605
Dallas Mavericks	649	562	.602
Sacramento Kings	1498	990	.602
Cleveland Cavaliers	1077	754	.588
Washington Wizards	1214	906	.573
New Orleans Pelicans	624	470	.570
Shelbygan Redskins *	17	14	.548
Cleveland Rebels *	17	13	.567
Golden State Warriors	1488	106	.567
Brooklyn Nets	847	728	.538
Waterloo Hawks *	17	15	.531
Baltimore Bullets *	111	100	.526
Toronto Raptors	404	392	.508
Los Angeles Clippers	916	891	.507
Memphis Grizzlies	401	395	.504
Toronto Huskies *	15	15	.500
Indianapolis Jets *	15	15	.483
Minnesota Timberwolves	471	530	.471
Charlotte Hornets	210	233	.474
Detroit Falcons *	12	18	.400
Denver Nuggets *	9	15	.375
Pittsburgh Ironmen *	11	19	.367
Providence Steamrollers *	29	55	.345

## ALL-TIME ROAD

Team	W	L	Pct
Chicago Stags *	63	58	.521
Los Angeles Lakers	1247	1268	.496
San Antonio Spurs	774	801	.491
Boston Celtics	1225	1405	.466
Washington Capitals *	58	72	.446
Cleveland Rebels *	13	17	.433
Phoenix Suns	791	1093	.420
Dallas Mavericks	591	820	.419
Oklahoma City Thunder	794	1126	.414
Miami Heat	463	661	.412
Chicago Bulls	799	1143	.411
Philadelphia 76ers	994	1482	.401
Houston Rockets	763	1148	.399
Milwaukee Bucks	745	1145	.394
Portland Trail Blazers	714	1096	.394
St. Louis Bombers *	45	71	.388
Utah Jazz	640	1017	.386
New York Knickerbockers	988	1579	.385
New Orleans Pelicans	415	668	.383
Orlando Magic	397	645	.381
Anderson Packers *	11	18	.379
Detroit Pistons	900	1565	.366
Atlanta Hawks	889	1563	.363
Indiana Pacers	537	996	.350
Toronto Raptors	283	554	.338
Golden State Warriors	865	1709	.336
Cleveland Cavaliers	598	1212	.333
Washington Wizards	692	1406	.330
Denver Nuggets	508	1067	.323
Memphis Grizzlies	251	545	.315
Sacramento Kings	784	1714	.314
Brooklyn Nets	484	1083	.309
Minnesota Timberwolves	317	724	.305
Los Angeles Clippers	490	1316	.271
Detroit Falcons *	8	22	.267
Charlotte Hornets	116	327	.262
Indianapolis Olympians *	31	89	.258
Toronto Huskies *	7	23	.233
Providence Steamrollers *	17	207	.207
Baltimore Bullets *	36	141	.203
Shelbygan Redskins *	5	22	.185
Indianapolis Jets *	4	22	.154
Pittsburgh Ironmen *	4	26	.133
Waterloo Hawks *	1	22	.043
Denver Nuggets *	1	26	.037





**OPPONENTS**



**11** Tiago  
SPLITTER



## BOSTON CELTICS

226 Causeway St., 4th Floor  
Boston, MA 02144  
(617) 854-8000

### SCHEDULE (All Times Eastern)

at Boston	Fri., Nov. 13	7:30
BOSTON	Tue., Nov. 24	8:00
at Boston	Fri., Dec. 18	7:30
BOSTON	Sat., Apr. 9	7:30



## 2014-15 RESULTS

Atlanta, 2-1  
(High Scorer, ATL/BOS)  
Dec. 2 at Atlanta (109-105, Hawks)  
Korver 24/Green 25  
Jan. 14 at Boston (105-91, Hawks)  
Two w/22/Bradley 17  
Feb. 11 at Boston (89-88, Celtics)  
Horford 22/Sullinger 17

## SERIES FACTS

Current Streak: Boston, one win  
Current Home Streak: Won 2  
Current Road Streak: Lost 1  
Last Home Win: 12/2/14, 109-105  
Last Road Win: 1/14/15, 105-91  
Last Home Loss: 11/23/13, 94-87  
Last Road Loss: 2/11/15, 89-88  
Biggest Win: 35 (2/28/78), 117-85  
Biggest Loss: 26 (11/16/77), 131-105

## ATLANTA ALL-TIME RECORD vs. BOSTON

Season	Home	Road	Neutral	Total
49-68*	33-32	7-54	11-21	51-103
68-69	2-1	1-2	0-0	3-3
69-70	3-0	3-0	0-0	6-0
70-71	1-2	1-2	0-0	2-4
71-72	0-2	0-2	0-0	0-4
72-73	0-3	1-2	0-0	1-5
73-74	1-2	0-2	0-1	1-5
74-75	0-2	0-2	0-0	0-4
75-76	1-1	0-2	1-0	2-3
76-77	0-2	0-2	0-0	0-4
77-78	2-0	0-1	0-1	2-2
78-79	1-1	1-1	0-0	2-2
79-80	1-2	1-1	0-1	2-4
80-81	1-2	1-1	0-1	2-4
81-82	1-2	0-3	0-0	1-5
82-83	0-3	1-2	0-0	1-5
83-84	0-2	0-3	0-0	0-5
84-85	0-3	1-1	0-0	1-4
85-86	0-3	0-3	0-0	0-6
86-87	3-0	0-3	0-0	3-3
87-88	2-1	0-3	0-0	2-4
88-89	2-0	1-1	0-0	3-1
89-90	1-1	0-2	0-0	1-3
90-91	2-0	1-1	0-0	3-1

Season	Home	Road	Neutral	Total
91-92	2-0	0-1	1-0	3-1
92-93	1-1	0-1	1-0	2-2
93-94	2-0	2-0	0-0	4-0
94-95	2-0	1-1	0-0	3-1
95-96	2-0	2-0	0-0	4-0
96-97	2-0	1-1	0-0	3-1
97-98	1-1	1-0	0-0	2-1
98-99	2-0	1-0	0-0	3-0
99-00	1-1	0-2	0-0	1-3
00-01	1-1	0-2	0-0	1-3
01-02	1-1	1-1	0-0	2-2
02-03	0-1	0-2	0-0	0-3
03-04	2-0	1-1	0-0	3-1
04-05	1-1	0-2	0-0	1-3
05-06	1-1	1-0	0-0	2-1
06-07	2-0	1-1	0-0	3-1
07-08	0-1	0-2	0-0	0-3
08-09	0-2	0-2	0-0	0-4
09-10	2-0	2-0	0-0	4-0
10-11	1-1	0-1	0-0	1-2
11-12	1-1	0-1	0-0	1-2
12-13	1-1	0-2	0-0	1-3
13-14	1-1	1-1	0-0	2-2
14-15	1-0	1-1	0-0	2-1

TOTALS 87-82 36-121 14-25 137-228  
ATL TOTALS 53-49 29-66 3-4 85-119

\* 1949-68 signifies Tri-Cities Blackhawks/  
Milwaukee Hawks/St. Louis Hawks years

## BROOKLYN NETS

390 Murray Hill Pkwy.  
East Rutherford, NJ 07073  
(201) 935-8888

### SCHEDULE (All Times Eastern)

BROOKLYN	Wed., Nov. 4	8:00
at Brooklyn	Tue., Nov. 17	7:30
BROOKLYN	Sat., Jan. 16	7:30



## 2014-15 RESULTS

Atlanta, 4-0  
(High Scorer, ATL/BKN)  
Dec. 5 at Brooklyn (98-75, Hawks)  
Carroll 18/Lopez 20  
Jan. 28 at Atlanta (113-102, Hawks)  
Millsap 28/Johnson 26  
Apr. 4 at Atlanta (131-99, Hawks)  
Two w/20/Bogdanovic 19  
Apr. 8 at Brooklyn (114-111, Hawks)  
Horford 24/Lopez 26

## SERIES FACTS

Current Streak: Atlanta, five wins  
Current Home Streak: Won 2  
Current Road Streak: Won 3  
Last Home Win: 4/4/15, 131-99  
Last Road Win: 4/8/15, 114-111  
Last Home Loss: 1/16/14, 127-110  
Last Road Loss: 1/6/14, 91-86  
Biggest Win: 37 (12/9/79), 122-85  
37 (12/4/87), 139-102  
Biggest Loss: 34 (2/13/91), 140-106

## ATLANTA ALL-TIME RECORD vs. BROOKLYN

Season	Home	Road	Neutral	Total
76-77	1-1	2-0	0-0	3-1
77-78	2-0	1-1	0-0	3-1
78-79	1-1	1-1	0-0	2-2
79-80	2-1	2-1	0-0	4-2
80-81	2-0	1-2	0-0	3-2
81-82	2-1	1-1	0-0	3-2
82-83	1-2	1-2	0-0	2-4
83-84	2-1	1-2	0-0	3-3
84-85	2-1	1-2	0-0	3-3
85-86	3-0	1-2	0-0	4-2
86-87	2-0	3-0	0-0	5-0
87-88	3-0	2-0	0-0	5-0
88-89	2-0	2-1	0-0	4-1
89-90	2-0	0-2	0-0	2-2
90-91	2-0	1-1	0-0	3-1
91-92	2-0	1-1	0-0	3-1
92-93	1-1	0-2	0-0	1-3
93-94	1-1	0-2	0-0	1-3
94-95	2-0	2-0	0-0	4-0
95-96	2-0	2-0	0-0	4-0
96-97	2-0	1-1	0-0	3-1
97-98	1-0	0-2	0-0	1-2
98-99	1-0	0-2	0-0	1-2
99-00	2-0	1-1	0-0	3-1
00-01	0-2	1-1	0-0	1-3
01-02	2-0	0-1	0-0	2-1
02-03	1-1	0-2	0-0	1-3
03-04	1-1	0-2	0-0	1-3
04-05	0-2	0-1	0-0	0-3
05-06	1-1	0-2	0-0	1-3
06-07	0-1	1-1	0-0	1-2
07-08	1-1	0-2	0-0	1-3
08-09	1-1	0-2	0-0	1-3
09-10	2-0	1-0	0-0	3-0
10-11	2-0	0-2	0-0	2-2
11-12	2-0	2-0	0-0	4-0
12-13	1-1	1-1	0-0	2-2
13-14	0-1	1-1	0-0	1-2
14-15	2-0	2-0	0-0	4-0
TOTALS	59-22	36-47	0-0	95-69

## CHARLOTTE HORNETS

333 E. Trade St.  
Charlotte, NC 28202  
(704) 688-8600

### SCHEDULE (All Times Eastern)

CHARLOTTE	Fri., Oct. 30	8:00
at Charlotte	Sun., Nov. 1	2:00
at Charlotte	Wed., Jan. 13	7:00
CHARLOTTE	Sun., Jan. 28	3:30



### 2014-15 RESULTS

Series tied, 2-2  
(High Scorer, ATL/CHAR)  
Nov. 7 at Charlotte (122-119, OT, Hornets)  
Horford 24/Jefferson 34  
Nov. 29 at Atlanta (105-75, Hawks)  
Millsap 18/Hairston 15  
Mar. 28 at Charlotte (115-100, Hornets)  
Bazemore 20/Walker 21  
Apr. 10 at Atlanta (104-80, Hawks)  
Muscala 17/Daniels 15

### SERIES FACTS

Current Streak: Atlanta, one win  
Current Home Streak: Won 2  
Current Road Streak: Lost 2  
Last Home Win: 4/10/15, 104-80  
Last Road Win: 3/17/14, 97-83  
Last Home Loss: 4/14/14, 95-93  
Last Road Loss: 3/28/15, 115-100  
Biggest Win: 39 (1/4/94), 133-94  
Biggest Loss: 32 (4/12/00), 119-85

### ATLANTA ALL-TIME RECORD vs. CHARLOTTE

Season	Home	Road	Neutral	Total
88-89	3-0	1-1	0-0	4-1
89-90	1-0	1-0	0-0	2-0
90-91	1-2	0-2	0-0	1-4
91-92	1-1	1-1	0-0	2-2
92-93	0-2	3-0	0-0	3-2
93-94	3-0	1-1	0-0	4-1
94-95	0-2	2-0	0-0	2-2
95-96	2-0	1-1	0-0	3-1
96-97	1-1	0-2	0-0	1-3
97-98	2-0	2-0	0-0	4-0
98-99	2-0	1-0	0-0	3-0
99-00	1-1	0-2	0-0	1-3
00-01	0-2	0-2	0-0	0-4
01-02	1-1	1-1	0-0	2-2
04-05	1-1	0-2	0-0	1-3
05-06	0-2	1-1	0-0	1-3
06-07	1-1	0-2	0-0	1-3
07-08	2-0	0-2	0-0	2-2
08-09	2-0	1-1	0-0	3-1
09-10	2-0	0-2	0-0	2-2
10-11	1-1	1-1	0-0	2-2
11-12	2-0	2-0	0-0	4-0
12-13	2-0	2-0	0-0	4-0
13-14	1-1	2-0	0-0	3-1
14-15	2-0	0-2	0-0	2-2
TOTALS	34-18	23-26	0-0	57-44

## CHICAGO BULLS

1901 W. Madison St.  
Chicago, IL 60612  
(312) 455-4000

### SCHEDULE (All Times Eastern)

CHICAGO	Sat., Jan. 9	5:00
at Chicago	Wed., Feb. 10	8:00
CHICAGO	Fri., Jan. 26	8:00
at Chicago	Mon., Mar. 28	8:00



### 2014-15 RESULTS

Atlanta, 2-1  
(High Scorer, ATL/CHI)  
Dec. 15 at Atlanta (93-86, Hawks)  
Horford 21/Butler 22  
Jan. 17 at Chicago (107-99, Hawks)  
Korver 24/Rose 23  
Apr. 15 at Chicago (91-85, Bulls)  
Schroder 21/Brooks 23

### SERIES FACTS

Current Streak: Chicago, one win  
Current Home Streak: Won 1  
Current Road Streak: Lost 1  
Last Home Win: 12/15/14, 93-86  
Last Road Win: 1/17/14, 107-99  
Last Home Loss: 4/2/14, 105-92  
Last Road Loss: 4/15/15, 91-85  
Biggest Win: 37 (4/8/83), 138-101  
Biggest Loss: 39 (1/14/13), 97-58

### ATLANTA ALL-TIME RECORD vs. CHICAGO

Season	Home	Road	Neutral	Total
66-68*	5-3	6-1	1-1	12-5
68-69	3-0	3-1	0-0	6-1
69-70	3-0	1-1	1-1	5-2
70-71	1-1	0-3	0-0	1-4
71-72	0-3	0-2	0-0	0-5
72-73	1-1	1-1	0-0	2-2
73-74	1-1	0-2	0-0	1-3
74-75	0-2	0-2	0-0	0-4
75-76	1-1	1-1	0-0	2-2
76-77	2-0	0-2	0-0	2-2
77-78	1-0	0-2	0-1	1-3
78-79	2-0	1-1	0-0	3-1
79-80	1-0	0-1	0-0	1-1
80-81	1-2	1-2	0-0	2-4
81-82	1-1	1-2	0-0	2-3
82-83	3-0	2-1	0-0	5-1
83-84	3-0	1-2	0-0	4-2
84-85	1-2	2-1	0-0	3-3
85-86	3-0	2-1	0-0	5-1
86-87	3-0	1-2	0-0	4-2
87-88	1-1	1-2	0-0	2-3
88-89	2-1	2-1	0-0	4-2
89-90	0-3	0-2	0-0	0-5
90-91	1-1	0-3	0-0	1-4
TOTALS	62-49	40-71	2-3	104-123
ATL TOTALS	56-45	34-68	1-2	91-115

\* 1966-68 signifies St. Louis Hawks years

## CLEVELAND CAVALIERS

One Center Court  
Cleveland, OH 44115-4001  
(216) 420-2000

### SCHEDULE (All Times Eastern)

at Cleveland Sat., Nov. 21 7:30  
CLEVELAND Fri., Apr. 1 8:00  
at Cleveland Mon., Apr. 11 7:00



### 2014-15 RESULTS

Atlanta 3-1  
(High Scorer, ATL/CLE)  
Nov. 15 at Cleveland (127-94, Cavaliers)  
Millsap 16/James 32  
Dec. 17 at Cleveland (127-98, Hawks)  
Mack 24/Two w/21  
Dec. 30 at Atlanta (109-101, Hawks)  
Millsap 26/Irving 35  
Mar. 6 at Atlanta (106-97, Hawks)  
Horford 19/Irving 20

### SERIES FACTS

Current Streak: Atlanta, three wins  
Current Home Streak: Won 5  
Current Road Streak: Won 1  
Last Home Win: 3/6/15, 106-97  
Last Road Win: 12/17/14, 127-98  
Last Home Loss: 11/30/13, 113-111  
Last Road Loss: 11/15/14, 127-94  
Biggest Win: 34 (12/31/70), 119-85  
Biggest Loss: 43 (3/22/92), 123-80

### ATLANTA ALL-TIME RECORD vs. CLEVELAND

Season	Home	Road	Neutral	Total
70-71	2-0	2-0	0-0	4-0
71-72	2-1	2-1	0-0	4-2
72-73	2-1	1-3	0-0	3-4
73-74	2-1	2-2	0-0	4-3
74-75	3-1	0-3	0-0	3-4
75-76	0-3	2-2	0-0	2-5
76-77	1-1	1-1	0-0	2-2
77-78	1-1	0-2	0-0	1-3
78-79	2-0	1-1	0-0	3-1
79-80	3-0	1-2	0-0	4-2
80-81	0-3	1-2	0-0	1-5
81-82	2-1	2-1	0-0	4-2
82-83	3-0	3-0	0-0	6-0
83-84	3-0	0-3	0-0	3-3
84-85	2-1	1-2	0-0	3-3
85-86	2-1	2-1	0-0	4-2
86-87	3-0	1-2	0-0	4-2
87-88	3-0	2-1	0-0	5-1
88-89	3-0	1-2	0-0	4-2
89-90	2-0	0-3	0-0	2-3
90-91	1-2	2-0	0-0	3-2
91-92	0-2	0-3	0-0	0-5
92-93	0-3	0-2	0-0	0-5

Season	Home	Road	Neutral	Total
93-94	2-0	1-1	0-0	3-1
94-95	1-1	0-3	0-0	1-4
95-96	1-1	2-0	0-0	3-1
96-97	2-0	1-1	0-0	3-1
97-98	2-0	2-0	0-0	4-0
98-99	1-0	1-1	0-0	2-1
99-00	2-0	1-1	0-0	3-1
00-01	1-1	1-1	0-0	2-2
01-02	2-0	1-1	0-0	3-1
02-03	2-0	2-0	0-0	4-0
03-04	1-1	0-2	0-0	1-3
04-05	0-2	0-2	0-0	0-4
05-06	0-1	1-1	0-0	1-2
06-07	0-2	1-1	0-0	1-3
07-08	1-1	0-1	0-0	1-2
08-09	1-1	0-2	0-0	1-3
09-10	1-1	0-2	0-0	1-3
10-11	1-0	2-0	0-0	3-0
11-12	2-0	1-0	0-0	3-0
12-13	1-1	1-1	0-0	2-2
13-14	2-0	1-0	0-0	3-0
14-15	2-0	1-1	0-0	3-1
TOTALS	70-35	47-61	0-0	117-96

## DALLAS MAVERICKS

2500 Victory Avenue  
Dallas, TX 75219  
(214) 665-4660

### SCHEDULE (All Times Eastern)

at Dallas Wed., Dec. 9 9:30  
DALLAS Mon., Feb. 1 8:00



### 2014-15 RESULTS

Series tied, 1-1  
(High Scorer, ATL/DAL)  
Dec. 22 at Dallas (105-102, Hawks)  
Schroder 22/Ellis 18  
Feb. 25 at Atlanta (104-87, Hawks)  
Schroder 17/Ellis 19

### SERIES FACTS

Current Streak: Atlanta, three wins  
Current Home Streak: Won 2  
Current Road Streak: Won 1  
Last Home Win: 2/25/15, 104-87  
Last Road Win: 12/22/14, 105-102  
Last Home Loss: 3/18/13, 127-113  
Last Road Loss: 10/30/13, 118-109  
Biggest Win: 36 (12/17/96), 109-73  
Biggest Loss: 26 (2/18/03), 105-79

### ATLANTA ALL-TIME RECORD vs. DALLAS

Season	Home	Road	Neutral	Total
80-81	1-0	1-0	0-0	2-0
81-82	0-1	1-0	0-0	1-1
82-83	1-0	0-1	0-0	1-1
83-84	1-0	0-1	0-0	1-1
84-85	0-1	0-1	0-0	0-2
85-86	0-1	1-0	0-0	1-1
86-87	1-0	1-0	0-0	2-0
87-88	1-0	1-0	0-0	2-0
88-89	1-0	0-1	0-0	1-1
89-90	0-1	0-1	0-0	0-2
90-91	1-0	1-0	0-0	2-0
91-92	1-0	1-0	0-0	2-0
92-93	1-0	0-1	0-0	1-1
93-94	1-0	1-0	0-0	2-0
94-95	1-0	1-0	0-0	2-0
95-96	0-1	1-0	0-0	1-1
96-97	1-0	1-0	0-0	2-0
97-98	1-0	1-0	0-0	2-0
98-99	0-0	0-1	0-0	0-1
99-00	0-1	0-1	0-0	0-2
00-01	0-1	0-1	0-0	0-2
01-02	0-1	0-1	0-0	0-2
02-03	0-1	0-1	0-0	0-2
03-04	1-0	1-0	0-0	2-0
04-05	1-0	0-1	0-0	1-1
05-06	0-1	0-1	0-0	0-2
06-07	0-1	0-1	0-0	0-2
07-08	1-0	0-1	0-0	1-1
08-09	1-0	0-1	0-0	1-1
09-10	0-1	1-0	0-0	1-1
10-11	0-1	0-1	0-0	0-2
11-12	1-0	0-0	0-0	1-0
12-13	0-1	1-0	0-0	1-1
13-14	1-0	0-1	0-0	1-1
14-15	1-0	1-0	0-0	2-0
TOTALS	20-14	16-18	0-0	36-32

## DENVER NUGGETS

1000 Chopper Place  
Denver, CO 80204  
(303) 405-1100

### SCHEDULE (All Times Eastern)

at Denver Mon., Jan. 25 9:00  
DENVER Thu., Mar. 17 8:00



### 2014-15 RESULTS

Series tied, 1-1

(High Scorer, ATL/DEN)

Dec. 7 at Atlanta (96-84, Hawks)

Millsap 23/Chandler 29

Mar. 11 at Denver (115-102, Nuggets)

Korver 18/Gallinari 23

### SERIES FACTS

Current Streak: Denver, one win

Current Home Streak: Won 3

Current Road Streak: Lost 8

Last Home Win: 12/7/14, 96-84

Last Road Win: 12/6/06, 98-96

Last Home Loss: 3/16/11, 102-87

Last Road Loss: 3/11/15, 115-102

Biggest Win: 26 (12/30/78), 113-87

26 (1/19/92), 119-93

Biggest Loss: 35 (12/17/81), 138-103

### ATLANTA ALL-TIME RECORD vs. DENVER

Season	Home	Road	Neutral	Total
76-77	2-0	0-2	0-0	2-2
77-78	1-0	0-2	0-1	1-3
78-79	2-0	1-1	0-0	3-1
79-80	1-0	0-1	0-0	1-1
80-81	1-0	0-1	0-0	1-1
81-82	1-0	0-1	0-0	1-1
82-83	0-1	1-0	0-0	1-1
83-84	0-1	0-1	0-0	0-2
84-85	0-1	0-1	0-0	0-2
85-86	1-0	0-1	0-0	1-1
86-87	1-0	1-0	0-0	2-0
87-88	1-0	0-1	0-0	1-1
88-89	0-1	0-1	0-0	0-2
89-90	1-0	0-1	0-0	1-1
90-91	1-0	0-1	0-0	1-1
91-92	1-0	1-0	0-0	2-0
92-93	1-0	1-0	0-0	2-0
93-94	1-0	0-1	0-0	1-1
94-95	1-0	1-0	0-0	2-0
95-96	1-0	0-1	0-0	1-1
96-97	1-0	0-1	0-0	1-1
97-98	1-0	1-0	0-0	2-0
99-00	1-0	0-1	0-0	1-1
00-01	1-0	0-1	0-0	1-1
01-02	1-0	1-0	0-0	2-0
02-03	1-0	1-0	0-0	2-0
03-04	1-0	1-0	0-0	2-0
04-05	0-1	0-1	0-0	0-2
05-06	1-0	0-1	0-0	1-1
06-07	0-1	1-0	0-0	1-1
07-08	1-0	0-1	0-0	1-1
08-09	1-0	0-1	0-0	1-1
09-10	1-0	0-1	0-0	1-1
10-11	0-1	0-1	0-0	0-2
11-12	0-0	0-1	0-0	0-1
12-13	1-0	0-1	0-0	1-1
13-14	1-0	0-1	0-0	1-1
14-15	1-0	0-1	0-0	1-1
TOTALS	32-7	11-30	0-1	43-38

## DETROIT PISTONS

The Palace of Auburn Hills  
5 Championship Drive  
Auburn Hills, MI 48326  
(248) 377-0100

### SCHEDULE (All Times Eastern)

DETROIT Tue., Oct. 27 8:00  
DETROIT Wed., Dec. 23 8:00  
at Detroit Wed., Mar. 16 7:30  
at Detroit Sat., Mar. 26 7:30



### 2014-15 RESULTS

Atlanta, 2-1

(High Scorer, ATL/DET)

Nov. 21 at Atlanta (99-89, Hawks)

Teague 28/Smith 16

Jan. 9 at Detroit (106-103, Hawks)

Horford 19/Caldwell-Pope 20

Mar. 31 at Detroit (105-95, Pistons)

Sefolosha 19/Drummond 22

### SERIES FACTS

Current Streak: Detroit, one win

Current Home Streak: Won 1

Current Road Streak: Lost 1

Last Home Win: 11/21/14, 99-89

Last Road Win: 1/9/15, 106-103

Last Home Loss: 4/8/14, 102-95

Last Road Loss: 3/31/15, 105-95

Biggest Win: 44 (2/7/94), 141-97

Biggest Loss: 36 (12/2/83), 128-92

### ATLANTA ALL-TIME RECORD vs. DETROIT

Season	Home	Road	Neutral	Total
57-68*	23-26	44-6	13-10	80-42
68-69	3-0	3-0	0-0	6-0
69-70	0-2	2-0	1-1	3-3
70-71	0-3	0-2	0-0	0-5
71-72	1-1	2-1	0-0	3-2
72-73	1-1	1-1	0-0	2-2
73-74	0-2	0-2	0-0	0-4
74-75	1-1	1-1	0-0	2-2
75-76	0-2	1-1	0-0	1-3
76-77	0-2	0-2	0-0	0-4
77-78	1-1	1-1	0-0	2-2
78-79	2-0	1-1	0-0	3-1
79-80	3-0	3-0	0-0	6-0
80-81	2-1	2-1	0-0	4-2
81-82	1-2	1-2	0-0	2-4
82-83	2-1	1-2	0-0	3-3
83-84	2-1	0-3	0-0	2-4
84-85	0-3	1-2	0-0	1-5
85-86	3-0	1-2	0-0	4-2
86-87	2-1	1-2	0-0	3-3
87-88	1-2	1-2	0-0	2-4
88-89	1-2	0-3	0-0	1-5
89-90	1-2	2-0	0-0	3-2
90-91	0-2	0-3	0-0	0-5

Season	Home	Road	Neutral	Total
91-92	0-3	1-1	0-0	1-4
92-93	1-1	1-2	0-0	2-3
93-94	2-0	2-0	0-0	4-0
94-95	2-1	1-1	0-0	3-2
95-96	2-0	0-2	0-0	2-2
96-97	1-1	0-2	0-0	1-3
97-98	2-0	0-2	0-0	2-2
98-99	0-1	1-1	0-0	1-2
99-00	1-1	0-2	0-0	1-3
00-01	0-2	0-2	0-0	0-4
01-02	1-1	0-2	0-0	1-3
02-03	1-1	0-2	0-0	1-3
03-04	0-2	1-1	0-0	1-3
04-05	0-2	1-1	0-0	1-3
05-06	1-1	0-2	0-0	1-3
06-07	1-0	0-2	0-0	1-2
07-08	0-2	0-2	0-0	0-4
08-09	2-0	1-0	0-0	3-0
09-10	2-0	0-2	0-0	2-2
10-11	2-0	1-1	0-0	3-1
11-12	2-0	1-1	0-0	3-1
12-13	1-0	1-1	0-0	2-1
13-14	1-1	1-1	0-0	2-2
14-15	1-0	1-1	0-0	2-1

TOTALS 76-78 83-74 14-11 173-163

ATL TOTALS 51-52 38-67 1-1 90-120

\* 1957-68 signifies St. Louis Hawks years.



## GOLDEN STATE WARRIORS

1011 Broadway  
Oakland, CA 94607  
(510) 986-2200

SCHEDULE (All Times Eastern)

GOLDEN ST. Mon., Feb. 22 8:00  
at Golden St. Tue., Mar. 1 10:30



### 2014-15 RESULTS

Series tied, 1-1

(High Scorer, ATL/GST)

Feb. 6 at Atlanta (124-116, Hawks)

Teague 23/Thompson 29

Mar. 18 at Golden State (114-95, Warriors)

Two w/16/Barnes 25

### SERIES FACTS

Current Streak: Golden State, one win

Current Home Streak: Won 1

Current Road Streak: Lost 3

Last Home Win: 2/6/15, 124-116

Last Road Win: 2/25/11, 95-79

Last Home Loss: 1/3/14, 101-100

Last Road Loss: 3/18/15, 114-95

Biggest Win: 34 (12/31/70), 119-85

Biggest Loss: 43 (3/22/92), 123-80

### ATLANTA ALL-TIME RECORD vs. GOLDEN STATE

Season	Home	Road	Neutral	Total
47-68*	49-16	23-40	12-21	84-77
68-69	2-2	2-1	0-0	4-3
69-70	1-2	2-1	1-0	4-3
70-71	1-1	1-2	0-0	2-3
71-72	2-1	0-1	1-0	3-2
72-73	1-1	0-2	0-0	1-3
73-74	0-2	1-1	0-0	1-3
74-75	1-1	0-2	0-0	1-3
75-76	2-0	0-2	0-0	2-2
76-77	0-2	0-2	0-0	0-4
77-78	1-1	0-2	0-0	1-3
78-79	1-1	0-2	0-0	1-3
79-80	1-0	1-0	0-0	2-0
80-81	1-0	1-0	0-0	2-0
81-82	0-1	0-1	0-0	0-2
82-83	0-1	0-1	0-0	0-2
83-84	1-0	0-1	0-0	1-1
84-85	1-0	1-0	0-0	2-0
85-86	1-0	0-1	0-0	1-1
86-87	1-0	0-1	0-0	1-1
87-88	1-0	1-0	0-0	2-0
88-89	1-0	0-1	0-0	1-1
89-90	1-0	1-0	0-0	2-0
90-91	1-0	0-1	0-0	1-1

Season	Home	Road	Neutral	Total
91-92	1-0	0-1	0-0	1-1
92-93	1-0	1-0	0-0	2-0
93-94	0-1	0-1	0-0	0-2
94-95	1-0	1-0	0-0	2-0
95-96	0-1	1-0	0-0	1-1
96-97	1-0	1-0	0-0	2-0
97-98	1-0	1-0	0-0	2-0
99-00	0-1	0-1	0-0	0-2
00-01	1-0	1-0	0-0	2-0
01-02	1-0	1-0	0-0	2-0
02-03	0-1	0-1	0-0	0-2
03-04	0-1	0-1	0-0	0-2
04-05	0-1	0-1	0-0	0-2
05-06	1-0	0-1	0-0	1-1
06-07	1-0	1-0	0-0	2-0
07-08	0-1	1-0	0-0	1-1
08-09	1-0	0-1	0-0	1-1
09-10	1-0	0-1	0-0	1-1
10-11	1-0	1-0	0-0	2-0
11-12	0-1	0-0	0-0	0-1
12-13	0-1	0-1	0-0	0-2
13-14	0-1	0-1	0-0	0-2
14-15	1-0	0-1	0-0	1-1
TOTALS	84-42	44-77	14-21	142-140
ATL TOTALS	35-25	21-37	2-0	58-62

\* 1947-68 signifies St. Louis Hawks years.

## HOUSTON ROCKETS

Toyota Center  
1510 Polk St.  
Houston, TX 77002  
(713) 758-7200

SCHEDULE (All Times Eastern)

at Houston Tue., Dec. 29 8:00  
HOUSTON Sat., Mar. 19 7:30



### 2014-15 RESULTS

Atlanta, 2-0

(High Scorer, ATL/HTN)

Dec. 20 at Houston (104-97, Hawks)

Korver 22/Howard 19

Mar. 3 at Atlanta (104-96, Hawks)

Teague 25/Terry 21

### SERIES FACTS

Current Streak: Atlanta, three wins

Current Home Streak: Won 2

Current Road Streak: Won 1

Last Home Win: 3/3/15, 104-96

Last Road Win: 12/20/14, 104-97

Last Home Loss: 11/2/13, 109-102

Last Road Loss: 11/27/13, 113-84

Biggest Win: 42 (11/30/67), 129-87

Biggest Loss: 31 (12/23/70), 133-102

### ATLANTA ALL-TIME RECORD vs. HOUSTON

Season	Home	Road	Neutral	Total
67-68*	3-1	4-0	0-0	7-1
68-69	3-1	0-3	0-0	3-4
69-70	3-0	1-2	0-0	4-2
70-71	2-1	0-2	0-0	2-3
71-72	1-1	0-3	0-0	1-4
72-73	3-1	1-3	0-0	4-4
73-74	3-1	2-1	0-0	5-2
74-75	1-2	1-3	0-0	2-5
75-76	2-2	0-3	0-0	2-5
76-77	1-1	0-2	0-0	1-3
77-78	2-0	1-1	0-0	3-1
78-79	2-0	1-1	0-0	3-1
79-80	1-2	1-2	0-0	2-4
80-81	1-0	0-1	0-0	1-1
81-82	1-0	1-0	0-0	2-0
82-83	1-0	1-0	0-0	2-0
83-84	1-0	0-1	0-0	1-1
84-85	0-1	0-1	0-0	0-2
85-86	1-0	0-1	0-0	1-1
86-87	0-1	1-0	0-0	1-1
87-88	1-0	0-1	0-0	1-1
88-89	1-0	0-1	0-0	1-1
89-90	1-0	1-0	0-0	2-0
90-91	0-1	1-0	0-0	1-1

Season	Home	Road	Neutral	Total
91-92	1-0	1-0	0-0	2-0
92-93	1-0	0-1	0-0	1-1
93-94	1-0	0-1	0-0	1-1
94-95	0-1	0-1	0-0	0-2
95-96	1-0	0-1	0-0	1-1
96-97	1-0	0-1	0-0	1-1
97-98	1-0	0-1	0-0	1-1
98-99	0-0	1-0	0-0	1-0
99-00	1-0	0-1	0-0	1-1
00-01	0-1	0-1	0-0	0-2
01-02	1-0	0-1	0-0	1-1
02-03	1-0	0-1	0-0	1-1
03-04	0-1	0-1	0-0	0-2
04-05	1-0	0-1	0-0	1-1
05-06	1-0	0-1	0-0	1-1
06-07	1-0	0-1	0-0	1-1
07-08	0-1	0-1	0-0	0-2
08-09	1-0	0-1	0-0	1-1
09-10	1-0	1-0	0-0	2-0
10-11	0-1	0-1	0-0	0-2
11-12	0-0	0-1	0-0	0-1
12-13	0-1	0-1	0-0	0-2
13-14	1-0	0-1	0-0	1-1
14-15	1-0	1-0	0-0	2-0
TOTALS	51-22	21-52	0-0	72-74
ATL TOTALS	48-21	17-51	0-0	65-72

\* 1967-68 St. Louis Hawks years.



## INDIANA PACERS

125 South Pennsylvania St.  
Indianapolis, IN 46204  
(317) 917-2500

### SCHEDULE (All Times Eastern)

at Indiana	Mon., Dec. 28	7:00
at Indiana	Thu., Jan. 28	7:00
INDIANA	Fri., Feb. 5	7:00
INDIANA	Sun., Mar. 13	6:00



### 2014-15 RESULTS

Atlanta, 3-0  
(High Scorer, ATL/IND)  
Nov. 1 at Atlanta (102-92, Hawks)  
Teague 25/Copeland 21  
Dec. 8 at Indiana (108-92, Hawks)  
Horford 25/Two w/15  
Jan. 21 at Atlanta (110-91, Hawks)  
Two w/17/Miles 18

### SERIES FACTS

Current Streak: Atlanta, four wins  
Current Home Streak: Won 2  
Current Road Streak: Won 2  
Last Home Win: 1/21/15, 110-91  
Last Road Win: 12/8/14, 108-92  
Last Home Loss: 2/4/14, 89-85  
Last Road Loss: 2/18/14, 108-98  
Biggest Win: 31 (1/28/86), 123-92  
Biggest Loss: 27 (2/21/90), 123-96  
27 (12/29/99), 116-89

### ATLANTA ALL-TIME RECORD vs. INDIANA

Season	Home	Road	Neutral	Total
76-77	0-2	0-2	0-0	0-4
77-78	2-0	1-1	0-0	3-1
78-79	1-1	0-2	0-0	1-3
79-80	3-0	1-2	0-0	4-2
80-81	0-3	1-2	0-0	1-5
81-82	3-0	1-2	0-0	4-2
82-83	3-0	3-0	0-0	6-0
83-84	3-0	1-2	0-0	4-2
84-85	2-0	3-0	1-0	6-0
85-86	3-0	2-1	0-0	5-1
86-87	1-2	2-1	0-0	3-3
87-88	2-1	2-1	0-0	4-2
88-89	3-0	2-1	0-0	5-1
89-90	1-1	1-2	0-0	2-3
90-91	3-0	1-1	0-0	4-1
91-92	1-1	0-3	0-0	1-4
92-93	2-0	0-2	0-0	2-2
93-94	2-1	1-1	0-0	3-2
94-95	1-1	0-3	0-0	1-4
95-96	1-1	0-2	0-0	1-3
96-97	2-0	1-1	0-0	3-1
97-98	0-2	1-1	0-0	1-3
98-99	1-1	2-0	0-0	3-1
99-00	0-2	1-1	0-0	1-3
00-01	2-0	0-2	0-0	2-2
01-02	1-1	0-2	0-0	1-3
02-03	2-0	0-2	0-0	2-2
03-04	0-2	0-2	0-0	0-4
04-05	0-2	0-1	0-0	0-3
05-06	2-0	2-0	0-0	4-0
06-07	1-1	0-2	0-0	1-3
07-08	1-0	0-2	0-0	1-2
08-09	2-0	1-1	0-0	3-1
09-10	2-0	1-0	0-0	3-0
10-11	2-0	1-1	0-0	3-1
11-12	1-0	1-1	0-0	2-1
12-13	2-0	0-2	0-0	2-2
13-14	1-1	1-1	0-0	2-2
14-15	2-0	1-0	0-0	3-0
TOTALS	61-26	35-53	1-0	97-79

## LOS ANGELES CLIPPERS

LA Clippers Training Center  
6951 South Centinela Blvd.  
Playa Vista, CA 90094  
(310) 862-6000

### SCHEDULE (All Times Eastern)

LA CLIPPERS	Wed., Jan. 27	8:00
at LA Clippers	Sat., Mar. 5	10:30



### 2014-15 RESULTS

Atlanta 2-0  
(High Scorer, ATL/LAC)  
Dec. 23 at Atlanta (107-104, Hawks)  
Carroll 25/Griffin 21  
Jan. 5 at Los Angeles (107-98, Hawks)  
Millsap 23/Griffin 26

### SERIES FACTS

Current Streak: Atlanta, two wins  
Current Home Streak: Won 6  
Current Road Streak: Won 1  
Last Home Win: 12/23/14, 107-104  
Last Road Win: 1/5/15, 107-98  
Last Home Loss: 2/7/09, 121-97  
Last Road Loss: 3/8/14, 109-108  
Biggest Win: 37 (1/3/88), 121-84  
Biggest Loss: 24 (2/7/09), 121-97

### ATLANTA ALL-TIME RECORD vs. LOS ANGELES CLIPPERS

Season	Home	Road	Neutral	Total
70-71	2-0	1-1	0-0	3-1
71-72	2-1	2-1	0-0	4-2
72-73	2-1	3-0	0-0	5-1
73-74	2-1	0-2	0-1	2-4
74-75	0-2	1-1	0-0	1-3
75-76	2-1	0-2	0-0	2-3
76-77	2-0	2-0	0-0	4-0
77-78	2-0	1-1	0-0	3-1
78-79	2-0	1-1	0-0	3-1
79-80	1-0	0-1	0-0	1-1
80-81	1-0	0-1	0-0	1-1
81-82	0-1	1-0	0-0	1-1
82-83	1-0	0-1	0-0	1-1
83-84	1-0	0-1	0-0	1-1
84-85	1-0	1-0	0-0	2-0
85-86	1-0	1-0	0-0	2-0
86-87	1-0	1-0	0-0	2-0
87-88	1-0	1-0	0-0	2-0
88-89	1-0	1-0	0-0	2-0
89-90	0-1	1-0	0-0	1-1
90-91	1-0	1-0	0-0	2-0
91-92	1-0	0-1	0-0	1-1
92-93	1-0	0-1	0-0	1-1
TOTALS	44-13	31-25	0-1	75-39

## LOS ANGELES LAKERS

555 N. Nash St.  
El Segundo, CA 90245  
(310) 426-6000

### SCHEDULE (All Times Eastern)

LA LAKERS Fri., Dec. 4 8:00  
at LA Lakers Fri., Mar. 4 10:30



### 2014-15 RESULTS

Series tied, 1-1  
(High Scorer, ATL/LAL)  
Nov. 18 at Atlanta (114-109, Lakers)  
Millsap 29/Bryant 28  
Mar. 15 at Los Angeles (91-86, Hawks)  
Schroder 24/Two w/13

### SERIES FACTS

Current Streak: Atlanta, one win  
Current Home Streak: Lost 1  
Current Road Streak: Won 1  
Last Home Win: 12/16/13, 114-100  
Last Road Win: 3/15/15, 91-86  
Last Home Loss: 11/18/14, 114-109  
Last Road Loss: 11/3/13, 105-103  
Biggest Win: 27 (10/11/73), 129-102  
Biggest Loss: 46 (1/9/04), 113-67

### ATLANTA ALL-TIME RECORD vs. LOS ANGELES LAKERS

Season	Home	Road	Neutral	Total
50-51***				0-11
51-55**				12-30
55-68*				79-68
68-69	2-2	1-2	0-0	3-4
69-70	2-1	2-2	0-0	4-3
70-71	1-1	2-1	0-0	3-2
71-72	0-3	0-2	0-0	0-5
72-73	1-1	2-0	0-0	3-1
73-74	2-0	2-0	0-0	4-0
74-75	2-0	0-2	0-0	2-2
75-76	1-1	0-2	0-0	1-3
76-77	1-1	1-1	0-0	2-2
77-78	2-0	1-1	0-0	3-1
78-79	1-1	0-2	0-0	1-3
79-80	1-0	0-1	0-0	1-1
80-81	0-1	0-1	0-0	0-2
81-82	0-1	0-1	0-0	0-2
82-83	0-1	0-1	0-0	0-2
83-84	0-1	0-1	0-0	0-2
84-85	0-1	0-1	0-0	0-2
85-86	1-0	0-1	0-0	1-1
86-87	0-1	1-0	0-0	1-1
87-88	0-1	0-1	0-0	0-2
88-89	0-1	1-0	0-0	1-1

Season	Home	Road	Neutral	Total
89-90	0-1	0-1	0-0	0-2
90-91	0-1	0-1	0-0	0-2
91-92	0-1	0-1	0-0	0-2
92-93	1-0	0-1	0-0	1-1
93-94	1-0	0-1	0-0	1-1
94-95	0-1	0-1	0-0	0-2
95-96	0-1	0-1	0-0	0-2
96-97	1-0	0-1	0-0	1-1
97-98	0-1	0-1	0-0	0-2
99-00	0-1	0-1	0-0	0-2
00-01	1-0	0-1	0-0	1-1
01-02	0-1	1-0	0-0	1-1
02-03	0-1	1-0	0-0	1-1
03-04	1-0	0-1	0-0	1-1
04-05	1-0	0-1	0-0	1-1
05-06	0-1	1-0	0-0	1-1
06-07	0-1	0-1	0-0	0-2
07-08	1-0	0-1	0-0	1-1
08-09	1-0	0-1	0-0	1-1
09-10	1-0	0-1	0-0	1-1
10-11	0-1	0-1	0-0	0-2
11-12	0-0	0-1	0-0	0-1
12-13	1-0	0-1	0-0	1-1
13-14	1-0	0-1	0-0	1-1
14-15	0-1	1-0	0-0	1-1

TOTALS 137-184  
ATL TOTALS 29-31 17-44 0-0 46-75

\*\*\*1950-51 signifies Tri-Cities Blackhawks years.  
\*\*1951-55 signifies Milwaukee Hawks years.  
\*1955-68 signifies St. Louis Hawks years.

## MEMPHIS GRIZZLIES

191 Beale St.  
Memphis, TN 38103  
(901) 205-1234

### SCHEDULE (All Times Eastern)

at Memphis Fri., Nov. 27 8:00  
MEMPHIS Sat., Mar. 12 7:30



### 2014-15 RESULTS

Series tied, 1-1  
(High Scorer, ATL/MEM)  
Jan. 7 at Atlanta (96-86, Hawks)  
Teague 25/Conley 17  
Feb. 8 at Memphis (94-88, Grizzlies)  
Teague 22/Conley 21

### SERIES FACTS

Current Streak: Memphis, one win  
Current Home Streak: Won 1  
Current Road Streak: Lost 2  
Last Home Win: 1/7/15, 96-86  
Last Road Win: 12/8/12, 93-83  
Last Home Loss: 2/8/14, 79-76  
Last Road Loss: 2/8/15, 94-88  
Biggest Win: 25 (3/1/98), 101-76  
Biggest Loss: 32 (3/16/03), 124-92

### ATLANTA ALL-TIME RECORD vs. MEMPHIS

Season	Home	Road	Neutral	Total
95-96	1-0	1-0	0-0	2-0
96-97	1-0	1-0	0-0	2-0
97-98	1-0	1-0	0-0	2-0
98-99	1-0	0-0	0-0	1-0
99-00	1-0	0-1	0-0	1-1
00-01	1-0	0-1	0-0	1-1
01-02	1-0	1-0	0-0	2-0
02-03	1-0	0-1	0-0	1-1
03-04	0-1	0-1	0-0	0-2
04-05	0-1	0-1	0-0	0-2
05-06	0-1	0-1	0-0	0-2
06-07	1-0	1-0	0-0	2-0
07-08	1-0	1-0	0-0	2-0
08-09	1-0	0-1	0-0	1-1
09-10	1-0	1-0	0-0	2-0
10-11	1-0	1-0	0-0	2-0
11-12	0-1	0-0	0-0	0-1
12-13	1-0	1-0	0-0	2-0
13-14	0-1	0-1	0-0	0-2
14-15	1-0	0-1	0-0	1-1
TOTALS	15-5	9-9	0-0	24-14

## MIAMI HEAT

601 Biscayne Blvd.  
Miami, FL 33132  
(786) 777-HEAT

## SCHEDULE (All Times Eastern)

at Miami	Tue., Nov. 3	7:30
MIAMI	Mon., Dec. 14	8:00
at Miami	Sun., Jan. 31	6:00
MIAMI	Fri., Feb. 19	8:00



## 2014-15 RESULTS

Atlanta, 4-0  
(High Scorer, ATL/MIA)  
Nov. 14 at Atlanta (114-103, Hawks)  
Two w/19/Chalmers 23  
Dec. 3 at Miami (112-102, Hawks)  
Teague 27/Wade 29  
Feb. 28 at Miami (93-91, Hawks)  
Millsap 22/Wade 22  
Mar. 27 at Atlanta (99-86, Hawks)  
Carroll 24/Deng 17

## SERIES FACTS

Current Streak: Atlanta, six wins  
Current Home Streak: Won 4  
Current Road Streak: Won 2  
Last Home Win: 3/27/15, 99-86  
Last Road Win: 2/28/15, 93-91  
Last Home Loss: 2/20/13, 103-90  
Last Road Loss: 12/23/13, 121-119, OT  
Biggest Win: 33 (3/11/89), 111-78  
Biggest Loss: 34 (1/1/03), 107-73

## ATLANTA ALL-TIME RECORD vs. MIAMI

Season	Home	Road	Neutral	Total
88-89	1-0	0-1	0-0	1-1
89-90	2-0	2-0	0-0	4-0
90-91	2-0	2-0	0-0	4-0
91-92	2-0	0-2	0-0	2-2
92-93	2-0	1-1	0-0	3-1
93-94	2-0	1-1	0-0	3-1
94-95	1-1	1-1	0-0	2-2
95-96	1-1	1-1	0-0	2-2
96-97	1-0	0-2	0-0	1-2
97-98	1-1	0-2	0-0	1-3
98-99	0-1	0-2	0-0	0-3
99-00	2-0	0-2	0-0	2-2
00-01	0-2	0-1	0-0	0-3
01-02	2-0	1-1	0-0	3-1
02-03	1-1	0-2	0-0	1-3
03-04	1-1	0-2	0-0	1-3
04-05	0-2	0-2	0-0	0-4
05-06	1-1	0-2	0-0	1-3
06-07	0-2	0-2	0-0	0-4
07-08	2-0	1-1	0-0	3-1
08-09	2-0	1-1	0-0	3-1
09-10	1-1	0-2	0-0	1-3
10-11	0-2	1-1	0-0	1-3
11-12	0-2	1-1	0-0	1-3
12-13	0-2	0-2	0-0	0-4
13-14	2-0	0-2	0-0	2-2
14-15	2-0	2-0	0-0	4-0
TOTALS	31-20	15-37	0-0	46-57

## MILWAUKEE BUCKS

1001 N. Fourth St.  
Milwaukee, WI 53203  
(414) 227-0500

## SCHEDULE (All Times Eastern)

at Milwaukee	Fri., Jan. 15	8:00
MILWAUKEE	Sat., Feb. 20	7:30
MILWAUKEE	Fri., Mar. 25	8:00



## 2014-15 RESULTS

Atlanta, 3-1  
(High Scorer, ATL/MIL)  
Dec. 26 at Atlanta (107-77, Bucks)  
Millsap 22/Dudley 24  
Dec. 27 at Milwaukee (90-85, Hawks)  
Teague 25/Middleton 21  
Feb. 22 at Milwaukee (97-86, Hawks)  
Millsap 23/Two w/19  
Mar. 30 at Atlanta (101-88, Hawks)  
Carroll 23/Antetokounmpo 18

## SERIES FACTS

Current Streak: Atlanta, three wins  
Current Home Streak: Won 1  
Current Road Streak: Won 6  
Last Home Win: 3/30/15, 101-88  
Last Road Win: 2/22/15, 97-86  
Last Home Loss: 12/26/14, 107-77  
Last Road Loss: 3/27/12, 108-101  
Biggest Win: 39 (1/15/87), 130-91  
Biggest Loss: 36 (2/14/71), 124-88

## ATLANTA ALL-TIME RECORD vs. MILWAUKEE

Season	Home	Road	Neutral	Total
68-69	3-0	1-1	0-1	4-2
69-70	1-2	2-0	0-1	3-3
70-71	0-3	1-1	0-0	1-4
71-72	1-1	1-2	0-0	2-3
72-73	1-1	0-2	0-0	1-3
73-74	0-2	0-1	1-0	1-3
74-75	1-1	1-1	0-0	2-2
75-76	1-1	1-1	0-0	2-2
76-77	2-0	0-2	0-0	2-2
77-78	1-1	1-1	0-0	2-2
78-79	2-0	1-0	0-0	3-0
79-80	1-0	0-1	0-0	1-1
80-81	1-2	0-3	0-0	1-5
81-82	2-1	1-2	0-0	3-3
82-83	1-2	0-2	0-0	1-4
83-84	2-1	1-2	0-0	3-3
84-85	1-2	1-2	0-0	2-4
85-86	3-0	0-3	0-0	3-3
86-87	3-0	0-3	0-0	3-3
87-88	2-1	1-2	0-0	3-3
88-89	3-0	3-0	0-0	6-0
89-90	3-0	0-2	0-0	2-2
90-91	1-1	1-2	0-0	2-3
91-92	2-0	1-1	0-0	3-1
TOTALS	67-36	38-62	1-2	106-100



## MINNESOTA TIMBERWOLVES

600 First Ave. North  
Minneapolis, MN 55403  
(612) 673-1600

SCHEDULE (All Times Eastern)

MINNESOTA Mon., Nov. 9 8:00  
at Minnesota Wed., Nov. 25 8:00



### 2014-15 RESULTS

Atlanta, 2-0  
(High Scorer, ATL/MIN)  
Jan. 25 at Atlanta (112-100, Hawks)  
Millsap 20/Young 26  
Feb. 9 at Minnesota (117-105, Hawks)  
Horford 28/Martin 21

### SERIES FACTS

Current Streak: Atlanta, two wins  
Current Home Streak: Won 12  
Current Road Streak: Won 1  
Last Home Win: 1/25/15, 112-100  
Last Road Win: 2/9/15, 117-105  
Last Home Loss: 11/20/02, 103-93  
Last Road Loss: 3/26/14, 107-83  
Biggest Win: 25 (12/22/09), 112-87  
Biggest Loss: 24 (3/26/14), 107-83

### ATLANTA ALL-TIME RECORD vs. MINNESOTA

Season	Home	Road	Neutral	Total
89-90	1-0	0-1	0-0	1-1
90-91	1-0	0-1	0-0	1-1
91-92	1-0	1-0	0-0	2-0
92-93	1-0	1-0	0-0	2-0
93-94	1-0	1-0	0-0	2-0
94-95	1-0	1-0	0-0	2-0
95-96	0-1	1-0	0-0	1-1
96-97	1-0	1-0	0-0	2-0
97-98	0-1	0-1	0-0	0-2
99-00	1-0	0-1	0-0	1-1
00-01	0-1	0-1	0-0	0-2
01-02	0-1	0-1	0-0	0-2
02-03	0-1	0-1	0-0	0-2
03-04	1-0	0-1	0-0	1-1
04-05	1-0	0-1	0-0	1-1
05-06	1-0	0-1	0-0	1-1
06-07	1-0	1-0	0-0	2-0
07-08	1-0	1-0	0-0	2-0
08-09	1-0	1-0	0-0	2-0
09-10	1-0	1-0	0-0	2-0
10-11	1-0	1-0	0-0	2-0
11-12	1-0	0-0	0-0	1-0
12-13	1-0	0-1	0-0	1-1
13-14	1-0	0-1	0-0	1-1
14-15	1-0	1-0	0-0	2-0
TOTALS	20-5	12-12	0-0	32-17

## NEW ORLEANS PELICANS

1250 Poydras, 19th Floor  
New Orleans, LA 70113  
(504) 593-4700

SCHEDULE (All Times Eastern)

at New Orleans Fri., Nov. 6 8:00  
NEW ORLEANS Wed., Nov. 11 8:00



### 2014-15 RESULTS

Series tied, 1-1  
(High Scorer, ATL/NO)  
Nov. 28 at Atlanta (100-91, Hawks)  
Teague 26/Two w/20  
Feb. 2 at New Orleans (115-100, Pelicans)  
Teague 21/Davis 29

### SERIES FACTS

Current Streak: New Orleans, one win  
Current Home Streak: Won 1  
Current Road Streak: Lost 2  
Last Home Win: 11/28/14, 100-91  
Last Road Win: 1/1/13, 95-86  
Last Home Loss: 3/21/14, 111-105  
Last Road Loss: 2/2/15, 115-100  
Biggest Win: 23 (11/14/09), 121-98  
Biggest Loss: 41 (1/21/11), 100-59

### ATLANTA ALL-TIME RECORD vs. NEW ORLEANS

Season	Home	Road	Neutral	Total
02-03	2-0	0-2	0-0	2-2
03-04	2-0	0-2	0-0	2-2
04-05	0-1	1-0	0-0	1-1
05-06	1-0	0-1	0-0	1-1
06-07	0-1	0-1	0-0	0-2
07-08	0-1	0-1	0-0	0-2
08-09	1-0	1-0	0-0	2-0
09-10	1-0	0-1	0-0	1-1
10-11	0-1	0-1	0-0	0-2
11-12	0-0	1-0	0-0	1-0
12-13	0-1	1-0	0-0	1-1
13-14	0-1	0-1	0-0	0-2
14-15	1-0	0-1	0-0	1-1
TOTALS	8-6	4-11	0-0	12-17

## NEW YORK KNICKERBOCKERS

Two Pennsylvania Plaza  
New York, NY 10121  
(212) 465-6471

### SCHEDULE (All Times Eastern)

at New York Thu., Oct. 29 8:00  
NEW YORK Sat., Dec. 26 7:30  
at New York Sun., Jan. 3 3:30  
NEW YORK Tue., Jan. 5 8:00



## 2014-15 RESULTS

Atlanta, 2-1  
(High Scorer, ATL/NY)  
Nov. 8 at Atlanta (103-96, Hawks)  
Korver 27/Anthony 20  
Nov. 10 at New York (91-85, Hawks)  
Millsap 19/Anthony 25  
Apr. 13 at Atlanta (112-108, Knicks)  
Two w/19/Galloway 26

## SERIES FACTS

Current Streak: New York, one win  
Current Home Streak: Lost 1  
Current Road Streak: Won 1  
Last Home Win: 11/8/14, 103-96  
Last Road Win: 11/10/14, 91-85  
Last Home Loss: 4/13/15, 112-108  
Last Road Loss: 12/14/13, 111-106  
Biggest Win: 37 (4/3/87), 126-89  
Biggest Loss: 36 (1/3/81), 131-95  
36 (4/13/01), 101-65

## ATLANTA ALL-TIME RECORD vs. NEW YORK

Season	Home	Road	Neutral	Total
49-51***				3-5
51-55**				9-20
55-68*	38-13	24-23	12-6	74-42
68-69	2-1	0-3	0-0	2-4
69-70	2-1	2-1	0-0	4-2
70-71	1-2	2-1	0-0	3-3
71-72	2-0	1-1	0-0	3-1
72-73	2-1	1-2	0-0	3-3
73-74	1-2	0-3	0-0	1-5
74-75	0-2	0-2	0-0	0-4
75-76	2-0	1-2	0-0	3-2
76-77	1-1	0-2	0-0	1-3
77-78	1-1	1-1	0-0	2-2
78-79	2-0	0-2	0-0	2-2
79-80	3-0	1-2	0-0	4-2
80-81	1-2	1-2	0-0	2-4
81-82	3-0	2-1	0-0	5-1
82-83	1-1	2-1	0-0	3-2
83-84	3-0	1-1	0-0	4-1
84-85	2-1	1-2	0-0	3-3
85-86	3-0	2-1	0-0	5-1
86-87	3-0	2-1	0-0	5-1
87-88	2-1	1-2	0-0	3-3
88-89	1-1	1-1	0-0	2-2
89-90	0-2	1-1	0-0	1-3

Season	Home	Road	Neutral	Total
90-91	2-0	1-1	0-0	3-1
91-92	1-1	1-1	0-0	2-2
92-93	1-1	1-1	0-0	2-2
93-94	1-1	1-1	0-0	2-2
94-95	2-0	0-2	0-0	2-2
95-96	0-1	2-0	0-0	2-1
96-97	1-1	0-2	0-0	1-3
97-98	1-1	1-1	0-0	2-2
98-99	1-1	1-0	0-0	2-1
99-00	2-0	0-1	0-0	2-1
00-01	2-0	0-2	0-0	2-2
01-02	1-1	0-2	0-0	1-3
02-03	1-1	0-2	0-0	1-3
03-04	0-1	0-2	0-0	0-3
04-05	0-2	1-1	0-0	1-3
05-06	2-0	0-2	0-0	2-2
06-07	1-1	0-1	0-0	1-2
07-08	2-0	2-0	0-0	4-0
08-09	1-0	0-2	0-0	1-2
09-10	1-1	0-2	0-0	1-3
10-11	1-1	1-1	0-0	2-2
11-12	1-1	0-1	0-0	1-2
12-13	0-1	0-2	0-0	0-3
13-14	1-1	1-1	0-0	2-2
14-15	1-0	1-1	0-0	2-1

TOTALS	103-50	61-90	12-6	188-171
ATL TOTALS	64-36	37-65	0-0	101-101

\*\*\*1949-51 signifies Tri-Cities Blackhawks years.  
\*\*1951-55 signifies Milwaukee Hawks years.  
\*1955-68 signifies St. Louis Hawks years.

## OKLAHOMA CITY THUNDER

211 N. Robinson, Suite 300  
Oklahoma City, OK 73102  
(405) 208-4800

### SCHEDULE (All Times Eastern)

OK. CITY Mon., Nov. 30 8:00  
at Ok. City Thu., Dec. 10 8:00



## 2014-15 RESULTS

Series tied, 1-1  
(High Scorer, ATL/OKC)  
Jan. 23 at Atlanta (103-93, Hawks)  
Millsap 22/Westbrook 22  
Mar. 20 at Oklahoma City (123-115, Thunder)  
Antic 22/Westbrook 36

## SERIES FACTS

Current Streak: Oklahoma City, one win  
Current Home Streak: Won 1  
Current Road Streak: Lost 2  
Last Home Win: 1/23/15, 103-93  
Last Road Win: 11/4/12, 104-95  
Last Home Loss: 12/10/13, 101-92  
Last Road Loss: 3/20/15, 123-115  
Biggest Win: 38 (3/15/72), 134-96  
Biggest Loss: 24 (4/3/93), 129-105

## ATLANTA ALL-TIME RECORD vs. OKLAHOMA CITY

Season	Home	Road	Neutral	Total
67-68*	4-0	3-0	1-0	8-0
68-69	2-1	2-1	0-0	4-2
69-70	4-0	1-2	0-0	5-2
70-71	1-1	2-1	0-0	3-2
71-72	1-2	0-2	0-0	1-4
72-73	2-0	1-1	0-0	3-1
73-74	2-0	2-0	0-0	4-0
74-75	2-0	1-1	0-0	3-1
75-76	1-1	0-2	0-0	1-3
76-77	0-1	1-1	0-0	1-2
77-78	2-0	0-1	0-0	2-1
78-79	1-1	0-2	0-0	1-3
79-80	0-1	0-1	0-0	0-2
80-81	1-0	0-1	0-0	1-1
81-82	0-1	1-0	0-0	1-1
82-83	1-0	0-1	0-0	1-1
83-84	1-0	0-1	0-0	1-1
84-85	1-0	0-1	0-0	1-1
85-86	1-0	0-1	0-0	1-1
86-87	1-0	1-0	0-0	2-0
87-88	1-0	1-0	0-0	2-0
88-89	1-0	0-1	0-0	1-1
89-90	1-0	0-1	0-0	1-1
90-91	1-0	0-1	0-0	1-1

Season	Home	Road	Neutral	Total
91-92	0-1	1-0	0-0	1-1
92-93	1-0	0-1	0-0	1-1
93-94	1-0	0-1	0-0	1-1
94-95	0-1	0-1	0-0	0-2
95-96	0-1	0-1	0-0	0-2
96-97	0-1	1-0	0-0	1-1
97-98	1-0	0-1	0-0	1-1
99-00	0-1	1-0	0-0	1-1
00-01	0-1	1-0	0-0	1-1
01-02	0-1	0-1	0-0	0-2
02-03	1-0	0-1	0-0	1-1
03-04	0-1	1-0	0-0	1-1
04-05	0-1	0-1	0-0	0-2
05-06	0-1	0-1	0-0	0-2
06-07	0-1	0-1	0-0	0-2
07-08	0-1	1-0	0-0	1-1
08-09	1-0	1-0	0-0	2-0
09-10	0-1	0-1	0-0	0-2
10-11	0-1	0-1	0-0	0-2
11-12	1-0	0-0	0-0	1-0
12-13	0-1	1-0	0-0	1-1
13-14	0-1	0-1	0-0	0-2
14-15	1-0	0-1	0-0	1-1

TOTALS	39-25	24-37	1-0	64-62
ATL TOTALS	34-25	21-37	0-0	55-62

\* 1967-68 signifies St. Louis Hawks years.



## ORLANDO MAGIC

8701 Maitland Summit Blvd.  
Orlando, FL 32810  
(407) 916-2400

### SCHEDULE (All Times Eastern)

at Orlando	Sun., Dec. 20	6:00
ORLANDO	Mon., Jan. 18	5:00
at Orlando	Sun., Feb. 7	1:00
ORLANDO	Mon., Feb. 8	8:00



### 2014-15 RESULTS

Atlanta, 3-1  
(High Scorer, ATL/ORL)  
Dec. 12 at Atlanta (87-81, Hawks)  
Millsap 23/Oladipo 21  
Dec. 13 at Orlando (100-99, Magic)  
Teague 24/Harris 20  
Feb. 27 at Atlanta (95-88, Hawks)  
Millsap 20/Vucevic 21  
Mar. 25 at Orlando (95-83, Hawks)  
Millsap 25/Payton 19

### SERIES FACTS

Current Streak: Atlanta, two wins  
Current Home Streak: Won 2  
Current Road Streak: Won 1  
Last Home Win: 2/27/15, 95-88  
Last Road Win: 3/25/15, 95-83  
Last Home Loss: 11/26/13, 109-92  
Last Road Loss: 12/13/14, 100-99  
Biggest Win: 39 (11/11/89), 148-109  
Biggest Loss: 41 (12/19/92), 125-84

### ATLANTA ALL-TIME RECORD vs. ORLANDO

Season	Home	Road	Neutral	Total
89-90	2-0	3-0	0-0	5-0
90-91	1-0	0-1	0-0	1-1
91-92	1-1	1-1	0-0	2-2
92-93	1-1	0-2	0-0	1-3
93-94	2-0	1-1	0-0	3-1
94-95	1-1	0-2	0-0	1-3
95-96	2-0	0-2	0-0	2-2
96-97	2-0	1-1	0-0	3-1
97-98	1-1	1-1	0-0	2-2
98-99	1-1	1-1	0-0	2-2
99-00	0-1	0-2	0-0	0-3
00-01	1-1	0-2	0-0	1-3
01-02	1-1	0-2	0-0	1-3
02-03	2-0	0-1	0-0	2-1
03-04	0-2	1-1	0-0	1-3
04-05	1-1	0-2	0-0	1-3
05-06	2-0	0-2	0-0	2-2
06-07	2-0	1-1	0-0	3-1
07-08	1-1	1-1	0-0	2-2
08-09	0-2	1-1	0-0	1-3
09-10	1-1	0-2	0-0	1-3
10-11	2-0	1-1	0-0	3-1
11-12	1-0	2-0	0-0	3-0
12-13	2-0	2-0	0-0	4-0
13-14	1-1	1-1	0-0	2-2
14-15	2-0	1-1	0-0	3-1
TOTALS	33-16	19-32	0-0	52-48

## PHILADELPHIA 76ERS

3601 S. Broad St.  
Philadelphia, PA 19148  
(215) 339-7600

### SCHEDULE (All Times Eastern)

PHILADELPHIA	Wed., Dec. 16	8:00
at Philadelphia	Thu., Jan. 7	7:00
at Philadelphia	Wed., Feb. 3	7:00



### 2014-15 RESULTS

Atlanta, 3-1  
(High Scorer, ATL/PHI)  
Dec. 10 at Atlanta (95-79, Hawks)  
Two w/17/Shved 13  
Jan. 13 at Philadelphia (105-87, Hawks)  
Horford 21/Carter-Williams 20  
Jan. 31 at Atlanta (91-85, Hawks)  
Horford 23/Three w/13  
Mar. 7 at Philadelphia (92-84, 76ers)  
Teague 17/Two w/19

### SERIES FACTS

Current Streak: Philadelphia, one win  
Current Home Streak: Won 4  
Current Road Streak: Lost 1  
Last Home Win: 1/31/15, 91-85  
Last Road Win: 1/13/15, 105-87  
Last Home Loss: 4/5/13, 101-90  
Last Road Loss: 3/7/15, 92-84  
Biggest Win: 33 (10/22/74), 125-92  
Biggest Loss: 47 (12/8/82), 132-85

### ATLANTA ALL-TIME RECORD vs. PHILADELPHIA

Season	Home	Road	Neutral	Total	Season	Home	Road	Neutral	Total
55-68*	34-15	12-30	11-15	57-60	91-92	1-1	1-1	0-0	2-2
68-69	1-2	0-3	0-0	1-5	92-93	1-1	2-0	0-0	3-1
69-70	2-1	1-2	0-0	3-3	93-94	2-0	2-0	0-0	4-0
70-71	3-0	1-2	0-0	4-2	94-95	1-1	2-0	0-0	3-1
71-72	2-1	1-1	0-1	3-3	95-96	1-1	1-0	0-0	2-1
72-73	3-0	2-0	1-0	6-0	96-97	2-0	2-0	0-0	4-0
73-74	2-1	1-1	0-1	3-3	97-98	2-0	1-1	0-0	3-1
74-75	2-0	0-2	0-0	2-2	98-99	1-0	1-1	0-0	2-1
75-76	2-1	0-2	0-0	2-3	99-00	0-2	0-2	0-0	0-4
76-77	1-1	0-2	0-0	1-3	00-01	0-1	0-2	0-0	0-3
77-78	1-1	1-1	0-0	2-2	01-02	1-1	0-2	0-0	1-3
78-79	2-0	0-2	0-0	2-2	02-03	1-1	2-0	0-0	3-1
79-80	2-1	2-1	0-0	4-2	03-04	1-1	0-1	0-0	1-2
80-81	1-2	0-3	0-0	1-5	04-05	1-1	0-2	0-0	1-3
81-82	1-2	2-1	0-0	3-3	05-06	1-0	0-2	0-0	1-2
82-83	2-1	0-3	0-0	2-4	06-07	1-1	0-2	0-0	1-3
83-84	3-0	2-1	0-0	5-1	07-08	1-1	2-0	0-0	3-1
84-85	0-2	0-3	0-0	0-5	08-09	1-1	0-1	0-0	1-2
85-86	3-0	1-1	0-0	4-1	09-10	1-0	1-1	0-0	2-1
86-87	2-1	1-2	0-0	3-3	10-11	1-1	1-1	0-0	2-2
87-88	3-0	3-0	0-0	6-0	11-12	0-1	0-2	0-0	0-3
88-89	2-0	0-2	0-0	2-2	12-13	1-1	1-1	0-0	2-2
89-90	1-1	1-1	0-0	2-2	13-14	2-0	1-0	0-0	3-0
90-91	0-2	0-2	0-0	0-4	14-15	2-0	1-1	0-0	3-1
TOTALS	101-52	52-91	12-17	165-160					

\* 1955-68 signifies St. Louis Hawks years.

## PHOENIX SUNS

201 E. Jefferson St.  
Phoenix, AZ 85004  
(602) 379-7900

### SCHEDULE (All Times Eastern)

at Phoenix Sat., Jan. 23 9:00  
PHOENIX Tue., Apr. 5 8:00



### 2014-15 RESULTS

Atlanta, 2-0  
(High Scorer, ATL/PHO)  
Mar. 13 at Phoenix (96-87, Hawks)  
Millsap 23/Mark. Morris 22  
Apr. 7 at Atlanta (96-69, Hawks)  
Three w/16/Green 15

### SERIES FACTS

Current Streak: Atlanta, two wins  
Current Home Streak: Won 1  
Current Road Streak: Won 1  
Last Home Win: 4/7/15, 96-87  
Last Road Win: 3/13/15, 96-87  
Last Home Loss: 3/24/14, 102-95  
Last Road Loss: 3/2/14, 129-120  
Biggest Win: 41 (3/10/71), 139-98  
Biggest Loss: 44 (3/30/00), 118-74

### ATLANTA ALL-TIME RECORD vs. PHOENIX

Season	Home	Road	Neutral	Total	Season	Home	Road	Neutral	Total
68-69	2-0	3-0	1-0	6-0	92-93	0-1	0-1	0-0	0-2
69-70	2-1	0-2	0-1	2-4	93-94	1-0	0-1	0-0	1-1
70-71	1-2	0-2	0-0	1-4	94-95	1-0	0-1	0-0	1-1
71-72	2-0	1-2	0-0	3-2	95-96	0-1	0-1	0-0	0-2
72-73	1-0	1-1	0-0	2-1	96-97	1-0	0-1	0-0	1-1
73-74	1-1	0-2	0-0	1-3	97-98	0-1	0-1	0-0	0-2
74-75	2-0	2-0	0-0	4-0	98-99	1-0	0-0	0-0	1-0
75-76	0-2	0-2	0-0	0-4	99-00	0-1	0-1	0-0	0-2
76-77	0-2	0-2	0-0	0-4	00-01	0-1	0-1	0-0	0-2
77-78	1-0	1-1	1-0	3-1	01-02	1-0	0-1	0-0	1-1
78-79	1-0	1-1	1-0	3-1	02-03	0-1	0-1	0-0	0-2
79-80	1-0	0-1	0-0	1-1	03-04	0-1	1-0	0-0	1-1
80-81	0-1	0-1	0-0	0-2	04-05	0-1	0-1	0-0	0-2
81-82	1-0	0-1	0-0	1-1	05-06	0-1	0-1	0-0	0-2
82-83	1-0	0-1	0-0	1-1	06-07	0-1	1-0	0-0	1-1
83-84	1-0	0-1	0-0	1-1	07-08	1-0	0-1	0-0	1-1
84-85	1-0	1-0	0-0	2-0	08-09	0-1	0-1	0-0	0-2
85-86	1-0	1-0	0-0	2-0	09-10	1-0	0-1	0-0	1-1
86-87	1-0	0-1	0-0	1-1	10-11	0-1	0-1	0-0	0-2
87-88	1-0	0-1	0-0	1-1	11-12	0-1	1-0	0-0	1-1
88-89	0-1	1-0	0-0	1-1	12-13	1-0	0-1	0-0	1-1
89-90	0-1	0-1	0-0	0-2	13-14	0-1	0-1	0-0	0-2
90-91	0-1	0-1	0-0	0-2	14-15	1-0	1-0	0-0	2-0
91-92	1-0	1-0	0-0	2-0	TOTALS	31-26	17-42	3-1	51-69

## PORTLAND TRAIL BLAZERS

One Center Court, Suite 200  
Portland, OR 97227  
(503) 234-9291

### SCHEDULE (All Times Eastern)

PORTLAND Mon., Dec. 21 8:00  
at Portland Wed., Jan. 20 10:30



### 2014-15 RESULTS

Atlanta, 2-0  
(High Scorer, ATL/POR)  
Jan. 3 at Portland (115-107, Hawks)  
Millsap 27/Aldridge 30  
Jan. 30 at Atlanta (105-99, Hawks)  
Millsap 21/Aldridge 37

### SERIES FACTS

Current Streak: Atlanta, two wins  
Current Home Streak: Won 1  
Current Road Streak: Won 1  
Last Home Win: 1/30/15, 105-99  
Last Road Win: 1/3/15, 115-107  
Last Home Loss: 3/27/14, 100-85  
Last Road Loss: 3/5/14, 102-78  
Biggest Win: 27 (1/17/74), 126-99  
Biggest Loss: 40 (11/11/77), 132-92

### ATLANTA ALL-TIME RECORD vs. PORTLAND

Season	Home	Road	Neutral	Total	Season	Home	Road	Neutral	Total
70-71	2-0	0-2	0-0	2-2	93-94	1-0	0-1	0-0	1-1
71-72	2-0	2-0	0-0	4-0	94-95	0-1	1-0	0-0	1-1
72-73	2-0	2-0	0-0	4-0	95-96	1-0	1-0	0-0	2-0
73-74	2-0	0-2	0-0	2-2	96-97	1-0	1-0	0-0	2-0
74-75	0-2	1-1	0-0	1-3	97-98	0-1	1-0	0-0	1-1
75-76	1-1	1-1	0-0	2-2	99-00	0-1	0-1	0-0	0-2
76-77	2-0	1-1	0-0	3-1	00-01	1-0	0-1	0-0	1-1
77-78	1-1	0-2	0-0	1-3	01-02	1-0	0-1	0-0	1-1
78-79	2-0	0-2	0-0	2-2	02-03	0-1	0-1	0-0	0-2
79-80	1-0	1-0	0-0	2-0	03-04	0-1	0-1	0-0	0-2
80-81	1-0	0-0	0-1	1-1	04-05	0-1	0-1	0-0	0-2
81-82	1-0	1-0	0-0	2-0	05-06	0-1	0-1	0-0	0-2
82-83	1-0	0-1	0-0	1-1	06-07	0-1	1-0	0-0	1-1
83-84	0-1	0-1	0-0	0-2	07-08	1-0	0-1	0-0	1-1
85-86	1-0	1-0	0-0	2-0	08-09	0-1	0-1	0-0	0-2
86-87	1-0	0-1	0-0	1-1	09-10	1-0	0-1	0-0	1-1
87-88	0-1	0-1	0-0	0-2	10-11	1-0	1-0	0-0	2-0
88-89	1-0	0-1	0-0	1-1	11-12	1-0	0-1	0-0	1-1
89-90	1-0	0-1	0-0	1-1	12-13	0-1	1-0	0-0	1-1
90-91	1-0	0-1	0-0	1-1	13-14	0-1	0-1	0-0	0-2
91-92	0-1	0-1	0-0	0-2	14-15	1-0	1-0	0-0	2-0
92-93	1-0	0-1	0-0	1-1	TOTALS	34-18	19-34	0-1	53-53



## SACRAMENTO KINGS

One Sports Parkway  
Sacramento, CA 95834  
(916) 455-4647

### SCHEDULE (All Times Eastern)

SACRAMENTO Wed., Nov. 18 8:00  
at Sacramento Thu., Jan. 21 10:00



### 2014-15 RESULTS

Atlanta, 2-0  
(High Scorer, ATL/SAC)  
Mar. 9 at Atlanta (130-105, Hawks)  
Two w/20/Gay 23  
Mar. 16 at Sacramento (110-103, Hawks)  
Teague 23/Cousins 20

### SERIES FACTS

Current Streak: Atlanta, 14 wins  
Current Home Streak: Won 8  
Current Road Streak: Won 7  
Last Home Win: 3/9/15, 130-105  
Last Road Win: 3/16/15, 110-103  
Last Home Loss: 3/3/06, 102-93  
Last Road Loss: 2/20/08, 119-107  
Biggest Win: 25 (3/9/15), 130-105  
Biggest Loss: 29 (12/5/69), 156-127

### ATLANTA ALL-TIME RECORD vs. SACRAMENTO

Season	Home	Road	Neutral	Total	Season	Home	Road	Neutral	Total
49-55**				14-37	90-91	1-0	1-0	0-0	2-0
55-68*	46-11	22-37	8-14	76-62	91-92	1-0	0-1	0-0	1-1
68-69	2-1	1-1	1-0	4-2	92-93	1-0	0-1	0-0	1-1
69-70	1-1	0-1	2-1	3-3	93-94	1-0	1-0	0-0	2-0
70-71	2-1	0-3	0-0	2-4	94-95	1-0	0-1	0-0	1-1
71-72	2-1	1-2	0-0	3-3	95-96	1-0	1-0	0-0	2-0
72-73	2-0	0-2	0-0	2-2	96-97	1-0	1-0	0-0	2-0
73-74	0-2	1-1	0-0	1-3	97-98	1-0	1-0	0-0	2-0
74-75	1-1	1-1	0-0	2-2	99-00	1-0	1-0	0-0	2-0
75-76	2-0	0-2	0-0	2-2	00-01	1-0	0-1	0-0	1-1
76-77	0-2	1-0	0-0	1-2	01-02	0-1	0-1	0-0	0-2
77-78	1-0	1-1	0-0	2-1	02-03	1-0	0-1	0-0	1-1
78-79	2-0	0-2	0-0	2-2	03-04	0-1	0-1	0-0	0-2
79-80	0-1	0-1	0-0	0-2	04-05	0-1	0-1	0-0	0-2
80-81	1-0	0-1	0-0	1-1	05-06	0-1	0-1	0-0	0-2
81-82	1-0	0-1	0-0	1-1	06-07	1-0	0-1	0-0	1-1
82-83	0-1	0-1	0-0	0-2	07-08	1-0	0-1	0-0	1-1
83-84	0-1	0-1	0-0	0-2	08-09	1-0	1-0	0-0	2-0
84-85	0-1	0-1	0-0	0-2	09-10	1-0	1-0	0-0	2-0
85-86	1-0	1-0	0-0	2-0	10-11	1-0	1-0	0-0	2-0
86-87	1-0	1-0	0-0	2-0	11-12	0-0	1-0	0-0	1-0
87-88	0-1	1-0	0-0	1-1	12-13	1-0	1-0	0-0	2-0
88-89	1-0	1-0	0-0	2-0	13-14	1-0	1-0	0-0	2-0
89-90	1-0	0-1	0-0	1-1	14-15	1-0	1-0	0-0	2-0
TOTALS	86-29	45-71	11-15	156-152					
ATL TOTALS	40-18	23-34	3-1	66-53					

\*\* 1949-55 signifies Tri-Cities (49-51)  
and Milwaukee (51-55) years.

\* 1955-68 signifies St. Louis Hawks years.

## SAN ANTONIO SPURS

AT&T Center  
One AT&T Center  
San Antonio, TX 78219  
(210) 444-5000

### SCHEDULE (All Times Eastern)

at San Antonio Sat., Nov. 28 8:30  
SAN ANTONIO Sat., Dec. 12 8:00



### 2014-15 RESULTS

San Antonio, 2-0  
(High Scorer, ATL/SA)  
Nov. 5 at San Antonio (94-92, Spurs)  
Two w/17/Two w/17  
Mar. 22 at Atlanta (114-95, Spurs)  
Millsap 22/Splitter 23

### SERIES FACTS

Current Streak: San Antonio, nine wins  
Current Home Streak: Lost 4  
Current Road Streak: Lost 17  
Last Home Win: 3/21/10, 119-114, OT  
Last Road Win: 2/15/97, 109-89  
Last Home Loss: 3/22/15, 114-95  
Last Road Loss: 11/5/14, 94-92  
Biggest Win: 24 (11/28/87), 124-100  
Biggest Loss: 39 (11/21/03), 114-75

### ATLANTA ALL-TIME RECORD vs. SAN ANTONIO

Season	Home	Road	Neutral	Total
76-77	2-0	2-0	0-0	4-0
77-78	1-1	0-2	0-0	1-3
78-79	2-0	1-1	0-0	3-1
79-80	2-1	3-0	0-0	5-1
80-81	1-0	0-1	0-0	1-1
81-82	0-1	1-0	0-0	1-1
82-83	0-1	0-1	0-0	0-2
83-84	1-0	0-1	0-0	1-1
84-85	0-1	0-1	0-0	0-2
85-86	1-0	0-1	0-0	1-1
86-87	1-0	1-0	0-0	2-0
87-88	1-0	1-0	0-0	2-0
88-89	1-0	0-1	0-0	1-1
89-90	1-0	0-1	0-0	1-1
90-91	1-0	1-0	0-0	2-0
91-92	0-1	0-1	0-0	0-2
92-93	1-0	1-0	0-0	2-0
93-94	1-0	0-1	0-0	1-1
94-95	1-0	0-1	0-0	1-1
95-96	0-1	0-1	0-0	0-2
96-97	1-0	1-0	0-0	2-0
97-98	1-0	0-1	0-0	1-1
99-00	0-1	0-1	0-0	0-2
00-01	0-1	0-1	0-0	0-2
01-02	0-1	0-1	0-0	0-2
02-03	1-0	0-1	0-0	1-1
03-04	1-0	0-1	0-0	1-1
04-05	0-1	0-1	0-0	0-2
05-06	1-0	0-1	0-0	1-1
06-07	0-1	0-1	0-0	0-2
07-08	0-1	0-1	0-0	0-2
08-09	1-0	0-1	0-0	1-1
09-10	0-1	0-1	0-0	0-2
10-11	0-0	0-1	0-0	0-1
11-12	0-1	0-1	0-0	0-2
12-13	0-1	0-1	0-0	0-2
13-14	0-1	0-1	0-0	0-2
14-15	0-1	0-1	0-0	0-2
TOTALS	24-18	12-31	0-0	36-49



## TORONTO RAPTORS

Air Canada Centre  
40 Bay Street, Suite 400  
Toronto, Ontario M5J 2X2  
(416) 815-5600

### SCHEDULE (All Times Eastern)

TORONTO	Wed., Dec. 2	8:00
at Toronto	Thu., Mar. 10	7:30
at Toronto	Wed., Mar. 30	7:30
TORONTO	Thu., Apr. 7	8:00



### 2014-15 RESULTS

Toronto, 3-1  
(High Scorer, ATL/TOR)  
Oct. 29 at Toronto (109-102, Raptors)  
Two w/20/Valanciunas 17  
Nov. 26 at Atlanta (126-115, Raptors)  
Teague 24/DeRozan 27  
Jan. 16 at Toronto (110-89, Hawks)  
Horford 22/DeRozan 25  
Feb. 20 at Atlanta (105-80, Raptors)  
Three w/11/Williams 26

### SERIES FACTS

Current Streak: Toronto, one win  
Current Home Streak: Lost 2  
Current Road Streak: Won 1  
Last Home Win: 3/18/13, 118-113, OT  
Last Road Win: 1/16/15, 110-89  
Last Home Loss: 2/20/15, 105-80  
Last Road Loss: 10/29/14, 109-102  
Biggest Win: 31 (12/2/09), 146-115  
Biggest Loss: 39 (4/12/02), 112-73

### ATLANTA ALL-TIME RECORD vs. TORONTO

Season	Home	Road	Neutral	Total
95-96	2-0	2-0	0-0	4-0
96-97	2-0	2-0	0-0	4-0
97-98	2-0	2-0	0-0	4-0
98-99	1-1	1-0	0-0	2-1
99-00	1-1	1-1	0-0	2-2
00-01	1-1	1-1	0-0	2-2
01-02	0-2	0-2	0-0	0-4
02-03	1-1	0-2	0-0	1-3
03-04	1-1	0-2	0-0	1-3
04-05	0-1	1-1	0-0	1-2
05-06	0-2	1-1	0-0	1-3
06-07	1-1	1-1	0-0	2-2
07-08	1-1	0-1	0-0	1-2
08-09	2-0	1-1	0-0	3-1
09-10	2-0	1-1	0-0	3-1
10-11	1-0	2-0	0-0	3-0
11-12	1-1	2-0	0-0	3-1
12-13	1-1	1-0	0-0	2-1
13-14	2-0	0-2	0-0	2-2
14-15	0-2	1-1	0-0	1-3
TOTALS	22-16	20-17	0-0	42-33

## UTAH JAZZ

301 West South Temple  
Salt Lake City, UT 84101  
(801) 325-2500

### SCHEDULE (All Times Eastern)

UTAH	Sun., Nov. 15	6:00
at Utah	Tue., Mar. 8	9:00



### 2014-15 RESULTS

Atlanta, 2-0  
(High Scorer, ATL/UT)  
Nov. 12 at Atlanta (100-97, Hawks)  
Millsap 30/Burks 22  
Jan. 2 at Utah (98-92, Hawks)  
Teague 26/Hayward 18

### SERIES FACTS

Current Streak: Atlanta, eight wins  
Current Home Streak: Won 4  
Current Road Streak: Won 5  
Last Home Win: 11/12/14, 100-97  
Last Road Win: 1/2/15, 98-92  
Last Home Loss: 11/12/10, 90-86  
Last Road Loss: 2/23/09, 108-89  
Biggest Win: 34 (12/2/78), 128-94  
Biggest Loss: 29 (11/13/76), 115-86

### ATLANTA ALL-TIME RECORD vs. UTAH

Season	Home	Road	Neutral	Total
74-75	3-1	0-4	0-0	3-5
75-76	1-2	1-2	0-0	2-4
76-77	0-2	1-1	0-0	1-3
77-78	1-0	0-1	1-1	2-2
78-79	2-0	0-2	0-0	2-2
79-80	1-0	1-0	0-0	2-0
80-81	1-0	1-0	0-0	2-0
81-82	1-0	1-0	0-0	2-0
82-83	1-0	1-0	0-0	2-0
83-84	1-0	0-1	0-0	1-1
84-85	0-0	1-0	1-0	1-1
85-86	0-1	0-1	0-0	0-2
86-87	1-0	1-0	0-0	2-0
87-88	1-0	0-1	0-0	1-1
88-89	0-1	1-0	0-0	1-1
89-90	1-0	0-1	0-0	1-1
90-91	1-0	0-1	0-0	1-1
91-92	1-0	0-1	0-0	1-1
92-93	1-0	1-0	0-0	2-0
93-94	1-0	0-1	0-0	1-1
94-95	0-1	0-1	0-0	0-2
95-96	1-0	0-1	0-0	1-1
96-97	1-0	0-1	0-0	1-1
97-98	0-1	0-1	0-0	0-2
99-00	0-1	0-1	0-0	0-2
00-01	0-1	0-1	0-0	0-2
01-02	1-0	0-1	0-0	1-1
02-03	1-0	0-1	0-0	1-1
03-04	0-1	0-1	0-0	0-2
04-05	0-1	0-1	0-0	0-2
05-06	0-1	0-1	0-0	0-2
06-07	0-1	0-1	0-0	0-2
07-08	1-0	0-1	0-0	1-1
08-09	1-0	0-1	0-0	1-1
09-10	1-0	1-0	0-0	2-0
10-11	0-1	1-0	0-0	1-1
11-12	1-0	0-0	0-0	1-0
12-13	1-0	1-0	0-0	2-0
13-14	1-0	1-0	0-0	2-0
14-15	1-0	1-0	0-0	2-0
TOTALS	30-16	15-31	2-1	47-48



## WASHINGTON WIZARDS

601 F Street, NW  
Washington, DC 20004  
(202) 661-5000

### SCHEDULE (All Times Eastern)

WASHINGTON	Sat., Nov. 7	7:30
WASHINGTON	Mon., Mar. 21	8:00
at Washington	Wed., Mar. 23	7:00
at Washington	Wed., Apr. 13	8:00



### 2014-15 RESULTS

Atlanta, 3-1  
(High Scorer, ATL/WAS)  
Nov. 25 at Washington (106-102, Hawks)  
Teague 28/Wall 21  
Jan. 11 at Atlanta (120-89, Hawks)  
Korver 19/Wall 15  
Feb. 4 at Atlanta (105-96, Hawks)  
Teague 26/Wall 24  
Apr. 12 at Washington (108-99, Wizards)  
Scott 19/Wall 24

### SERIES FACTS

Current Streak: Washington, one win  
Current Home Streak: Won 2  
Current Road Streak: Lost 1  
Last Home Win: 2/4/15, 105-96  
Last Road Win: 11/25/14, 106-102  
Last Home Loss: 2/19/14, 114-97  
Last Road Loss: 4/12/15, 108-99  
Biggest Win: 31 (1/11/15), 120-89  
Biggest Loss: 32 (4/9/11), 115-83

### ATLANTA ALL-TIME RECORD vs. WASHINGTON

Season	Home	Road	Neutral	Total
61-68*	22-4	10-19	6-5	38-28
68-69	1-2	1-2	0-0	2-4
69-70	1-2	1-2	0-0	2-4
70-71	1-2	2-1	0-0	3-3
71-72	2-1	0-3	0-0	2-4
72-73	3-1	0-3	0-0	3-4
73-74	3-1	1-3	0-0	4-4
74-75	3-1	0-4	0-0	3-5
75-76	1-2	0-3	0-0	1-5
76-77	1-1	0-2	0-0	1-3
77-78	0-1	0-2	1-0	1-3
78-79	1-1	1-1	0-0	2-2
79-80	3-0	0-3	0-0	3-3
80-81	1-2	0-2	0-0	1-4
81-82	2-1	0-3	0-0	2-4
82-83	3-0	1-2	0-0	4-2
83-84	2-1	2-1	0-0	4-2
84-85	3-0	0-3	0-0	3-3
85-86	1-1	0-3	0-0	1-4
86-87	3-0	2-0	0-0	5-0
87-88	2-1	1-2	0-0	3-3
88-89	2-0	1-1	0-0	3-1
89-90	0-2	2-0	0-0	2-2
90-91	2-0	0-2	0-0	2-2

Season	Home	Road	Neutral	Total
91-92	1-1	1-1	0-0	2-2
92-93	1-1	1-1	0-0	2-2
93-94	2-0	2-0	0-0	4-0
94-95	2-0	2-0	0-0	4-0
95-96	1-1	0-2	0-0	1-3
96-97	2-0	0-1	0-0	2-1
97-98	2-0	2-0	0-0	4-0
98-99	1-1	1-0	0-0	2-1
99-00	1-1	0-2	0-0	1-3
00-01	1-1	1-1	0-0	2-2
01-02	0-1	0-2	0-0	0-3
02-03	1-1	1-1	0-0	2-2
03-04	1-1	1-1	0-0	2-2
04-05	0-2	0-2	0-0	0-4
05-06	1-1	0-2	0-0	1-3
06-07	1-1	0-2	0-0	1-3
07-08	0-2	2-0	0-0	2-2
08-09	2-0	2-0	0-0	4-0
09-10	2-0	2-0	0-0	4-0
10-11	2-0	1-1	0-0	3-1
11-12	2-0	1-0	0-0	3-0
12-13	2-0	1-1	0-0	3-1
13-14	1-1	0-2	0-0	1-3
14-15	2-0	1-1	0-0	3-1

TOTALS	94-43	47-90	7-5	148-138
ATL TOTALS	70-39	36-71	1-0	110-110

\* 1961-68 signifies St. Louis Hawks years

## ATLANTA HAWKS ALL - TIME RECORD

Team	Hawks Record W-L	Atlanta Record W-L
Boston Celtics	137-224	86-121
Brooklyn Nets (1)	95-69	95-69
Charlotte Bobcats (2)	58-43	58-43
Chicago Bulls	104-123	92-120
Cleveland Cavaliers	117-96	117-96
Dallas Mavericks	36-32	36-32
Denver Nuggets	43-38	43-38
Detroit Pistons (3)	173-163	93-121
Golden State Warriors (4)	142-140	58-63
Houston Rockets (5)	72-74	65-73
Indiana Pacers	97-79	97-79
L.A. Clippers (6)	75-39	75-39
L.A. Lakers (7)	137-184	46-75
Memphis Grizzlies (8)	24-14	24-14
Miami Heat	46-57	46-57
Milwaukee Bucks	106-100	106-100
Minnesota Timberwolves	32-17	32-17
New Orleans Pelicans (9)	12-17	12-17
New York Knickerbockers	188-171	101-101
Oklahoma City Thunder (10)	64-62	56-62
Orlando Magic	52-48	52-48
Philadelphia 76ers (11)	165-160	108-100
Phoenix Suns	51-69	51-69
Portland Trail Blazers	53-53	53-53
Sacramento Kings (12)	156-152	66-53
San Antonio Spurs	36-49	36-49
Toronto Raptors	42-33	42-33
Utah Jazz (13)	47-48	47-48
Washington Wizards (14)	148-138	110-110

- 1 - New Jersey/Brooklyn Nets
- 2 - Charlotte Bobcats/Charlotte Hornets
- 3 - Ft. Wayne/Detroit Pistons
- 4 - Philadelphia/San Francisco/Golden State Warriors
- 5 - San Diego/Houston Rockets
- 6 - Buffalo Braves/San Diego/Los Angeles Clippers
- 7 - Minneapolis/Los Angeles Lakers
- 8 - Vancouver/Memphis Grizzlies
- 9 - New Orleans-Oklahoma City/New Orleans Hornets/New Orleans Pelicans
- 10 - Oklahoma City/Seattle SuperSonics/Oklahoma City Thunder
- 11 - Syracuse Nationals/Philadelphia 76ers
- 12 - Rochester/Cincinnati Royals/Kansas City-Omaha/Kansas City/Sacramento Kings
- 13 - New Orleans/Utah Jazz
- 14 - Chicago Packers/Zephyrs/Baltimore/Capital/Washington Bullets/Wizards





**MEDIA**



**4** Paul  
MILLSAP

## MEDIA INFORMATION

Garin Narain  
VP of Public Relations  
garin.narain@hawks.com  
O: 404.878.3893  
C: 404.395.0710

Jon Steinberg  
Director of Media Relations  
jon.steinberg@hawks.com  
O: 404.878.3266  
C: 404.388.2778

Jason Roose  
Senior Manager of Media Relations  
jason.roose@hawks.com  
O: 404.878.3773  
C: 404.388.2772

Welcome to the 2015-16 edition of Atlanta Hawks and NBA basketball. As the Hawks enter their 48th year in Atlanta, the organization appreciates your efforts and extends its cooperation to assist you in your duties. In an effort to continue a smooth and efficient operation this season, the following rules have been established.

## GENERAL INFORMATION

Additional Hawks information and photographs are available by contacting the PR Department at 404.878.3800. Further information is available via the Hawks PR twitter feed (@hawksprr) and the Hawks media website (<http://atlantahawksprr.wordpress.com/>).

## INTERVIEW REQUESTS

When requesting interviews with members of the Hawks coaching staff, its players and other members of the organization, please contact the PR Department.

## PRACTICE INFORMATION

Hawks practices are closed to the media, except for the final 30 minutes per team policy. Additionally, the coaches office, the training room, the weight room and the locker room are off-limits to the media at all times, unless permission has been granted by a member of the PR staff in advance (NO EXCEPTIONS). If you require a one-on-one interview, we ask that you contact the Hawks PR Department. Only accredited media will be allowed to attend Hawks practices, as all sessions are closed to the general public. Practices are held on the Philips Arena practice court (directions are listed on next page).

**REPORTERS AND CAMERAPERSONS ARE ASKED TO MAINTAIN PROFESSIONALISM WHEN ATTENDING ALL PRACTICE SESSIONS.**

## PHOTOGRAPHERS & VIDEOGRAPHERS

The same policies in place for media members are the same for all photographers and videographers. The last 30 minutes are available for B-roll and still photographers, from the baseline area nearest the media room only.

**PLEASE REMEMBER THAT PRACTICE TIMES ARE SUBJECT TO CHANGE.**

## SHOOTAROUNDS

When scheduled, Hawks shootarounds will generally take place on the main floor of Philips Arena. All shootarounds are closed to the media, followed by interview availability.

**PLEASE REMEMBER THAT SHOOTAROUND TIMES ARE SUBJECT TO CHANGE.**

## PHILIPS ARENA DIRECTIONS/PARKING

Going north from the airport on I-75/85, take the World Congress Center/Andrew Young International Blvd. exit. Turn left at end of the exit onto International. Proceed to Centennial Olympic Park Drive and take a left. At the corner of Marietta Street, take a right. Take a left at Baker St. and follow the signs to Media Parking Lot B. For a map to media parking, check page 296.

## MEDIA INFORMATION, CONTINUED

### SEASON MEDIA CREDENTIALS

The Hawks will provide full season credentials to those working media outlets that have covered and attended 75% or more of our home games in past years. For those media members who receive this pass, your photo will accompany it. Be advised that this pass is required at each game and must be displayed at all times.

### SINGLE-GAME MEDIA CREDENTIALS

Single-game credentials (press and photo) must be requested via e-mail to the Hawks PR Department, no later than 12 noon the day before the game (Friday noon for weekend or Monday games). You may e-mail your request to garin.narain@hawks.com, jon.steinberg@hawks.com and jason.roose@hawks.com. Pre-arranged credentials may be picked up from the Media Entrance on the service level of Philips Arena. Those regularly assigned to the Hawks and the opposing teams will be seated in one of the Hawks media seating areas. A map of media seating areas is located on page xxx. Seating charts are posted just inside the press room and near the media restrooms. Those requesting single-game credentials will be seated on a first-come, first-served basis. **GUESTS ARE NOT PERMITTED.**

### STILL PHOTOGRAPHERS & TV VIDEOGRAPHERS CREDENTIALS

Season credentials will be limited to those outlets that have covered and attended 75% or more of our home games in past years. For those media members who receive this pass, your photo will accompany it. Be advised that this pass is required at each game and must be displayed at all times. Credentialed photographers must sit in designated positions. Photographers will not be allowed to sit on the sidelines at Philips Arena, unless there is prior approval from the PR Department. No photography of any Hawks game shall be released to any individual other than the entity for whom the pass was issued and subject to the rules governing such use as described on the reverse side of the credential. Any variation to this policy will result in forfeiture of future credentials. Single-game photographer and videographer credentials will be issued on a space-available basis. Freelance photographers requesting credentials must submit a letter citing a specific assignment from a publication to obtain working passes. **NO STILL PHOTOGRAPHER OR TV VIDEOGRAPHER IS ALLOWED TO SIT IN THE FOUR FIVE-FOOT ESCAPE LANES, LOCATED ON BOTH SIDES OF BOTH BASKET STANCHIONS. IN ADDITION, ALL WORKING CAMERAS MUST HAVE A RUBBER LENS SHADE PER NBA POLICY.** All single-game still photographer and videographer credential requests must be received no later than 12 noon the day before the game (Friday noon for weekend or Monday games). **STILL PHOTOGRAPHERS ARE NOT ALLOWED IN THE HAWKS OR VISITING TEAM LOCKER ROOMS AT ANY TIME. ANY PERSON USING A CAMERA PHONE IN THE LOCKER ROOM WILL BE REMOVED AND MAY HAVE THEIR CREDENTIAL REVOKED.**

### LOCKER ROOM ACCESS

The team locker rooms are located on the service level of Philips Arena, in the hallways behind the team bench areas. NBA media regulations govern the accessibility to the locker rooms prior to games. In accordance with NBA policy, both the Hawks and visiting team locker rooms will be opened 75 minutes prior to game time, closed 45 minutes prior to game time and will re-open following a cooling-off period after the game. Still photographers will not be permitted in the team locker rooms.

**NO AUTOGRAPHS ARE ALLOWED DURING MEDIA ACCESS PERIODS**

### PHILIPS ARENA MEDIA WORKROOM

The Hawks Media Workroom is located to the right just inside the media entrance. The Media Workroom will be open two-and-a-half-hours prior to game time, at halftime and following the game. Press room usage is only available to those with a valid Hawks media credential, and wireless network access and telephones are available for filing purposes after the contest. We ask that professional and courteous consideration be given to the media who are working each game in the work areas.

## MEDIA INFORMATION, CONTINUED

### PRESS ENTRANCE

Follow the same directions to Philips Arena, and the entrance is on Baker St. (located on the right) before you get to Media Parking Lot B. The press room is located directly on the right as you enter. For a map of that location, check page 296.

### PRESS SERVICES

Game notes will be available in the press room two hours prior to game time. Game statistics (play-by-play, quarter stats and halftime box scores) will be delivered to the press table, while final boxes, quarter boxes and play-by-plays will be available in the Media Workroom after the game.

### PREGAME/POSTGAME COACHES INTERVIEW ROOM

Coach Budenholzer will be available to the media approximately 105 minutes prior to the scheduled tip-off. Following a cooling-off period after each game, Coach Budenholzer will conduct his postgame press conference in the press conference room located on the locker room hallway. The visiting head coach will conduct his postgame interview outside of the visiting team locker room.

### AUTOGRAPHS

Media members are not permitted to ask for players' or coaches' autographs during media access periods.

### PLAYER WARMUPS

The playing floor as well as team bench areas are off-limits to media personnel and scouts during pregame warm-ups. Players are available for interviews in the locker rooms during the access period. Pregame media interview requests made well in advance are strongly recommended.

### TICKET REQUESTS

Media members wishing to purchase tickets to any Hawks home or road game are asked to request these tickets through the PR Department or the ticket office. While there is no guarantee that each request will be fulfilled, we ask that all requests are made in advance.

### STATISTICAL AND PRESS RELEASE INFORMATION

Statistics, team and player information can always be found on the Hawks web site at [www.hawks.com](http://www.hawks.com). The Hawks also disseminate information to accredited members of the media through e-mail. Should you desire to receive press releases and other information via e-mail, please contact the Hawks PR Department. Media are also encouraged to log onto the Hawks media website (<http://atlantahawkspr.wordpress.com>) and follow @hawkspr on Twitter for the latest practice information, injury updates and more.

## MEDIA INFORMATION, CONTINUED

### STEVE HOLMAN



Voice of the Hawks

Georgia Radio Hall of Famer, 2015 Gabby Award Winner from the Georgia Association of Broadcasters, and 2014 Georgia Sportscaster of the Year Steve Holman begins his 31st season as "Voice of the Hawks," having never missed a broadcast, a span of nearly 2,500 games.

His play-by-play streak, which began in March of 1989, is currently at 2,237, including regular season and playoffs.

Holman has announced Hawks games around the globe, including contests from Russia, England, Puerto Rico and Canada, and has been a part of several notable historical calls, including the night Dominique Wilkins became the team's all-time scoring leader, as well as Lenny Wilkens' record-breaking 939th career win.

The 61-year-old Holman had done play-by-play and color commentary on Hawks broadcasts for three-and-a-half years before taking over the full time play-by-play duties in 1989.

During the 1996 Centennial Olympic Games in Atlanta, Holman was part of Westwood One's/ NBA National Radio coverage, calling play-by-play action for both the United States men's and women's gold medal basketball teams, in addition to boxing.

Holman's first radio job was as a 17-year-old high school senior at WCCM, where he got to work under sportscasting icon Curt Gowdy, who owned the station. Holman has been involved in the NBA since the early 1970s when he was broadcast assistant to the Boston Celtics' late play-by-play legend Johnny Most. Holman's first experience calling NBA action came in 1976 when Most lost his voice mid-game.

He has been a fixture on Atlanta radio since 1980 when he arrived to work on Falcons football and Atlanta Chiefs soccer. Along with his numerous awards for sports reporting, Holman has also won the Georgia Associated Press Award and the aforementioned 2014 Georgia Sportscaster of the Year by the NSSA for his Hawks broadcast coverage. Holman and his wife Mary Jane reside in Newnan and are the parents of two grown sons, Steve Jr., and Scott, whose wife Amy gave birth to Holman's first grandson, Connor, in November, 2011.

On March 23, 2015, Holman was honored on the floor of the Georgia State House of Representatives after a meeting with Georgia Governor Nathan Deal.

Holman was born March 5, 1954 in Lawrence, Massachusetts.

### BOB RATHBUN



TV Play-by-Play

One of the NBA's most recognizable and decorated play-by-play announcers, Bob Rathbun enters his 20th season as the television play-by-play voice for the Hawks. Rathbun will call all of the games on the Hawks' FOX Sports Southeast package. He is the longest tenured TV play-by-play man in the franchise's history.

Rathbun has earned a variety of significant broadcasting awards during his career. Rathbun has won 10 Southeast Regional Emmy Awards, including one in 2015 for the Hawks vs. Los Angeles Clippers broadcast on December 23, 2014. In 2012, he earned Georgia Sportscaster of the Year honors from the National Sportscasters and Sportswriters Association (NSSA).

His basketball work has touched nearly all of the major broadcast outlets. His NBA work has earned him opportunities to call games for TNT and NBA TV, after a collegiate resume that includes stints with CBS (NCAA basketball tournament), ABC, and ESPN (college basketball plus college football and the College World Series).

Rathbun has served as the college basketball play-by-play announcer for the ACC Television Network through Raycom Sports since 1988, and he has called games for both the ACC and the SEC on Fox Sports South since he arrived in Atlanta in 1996. He is also the network's play-by-play voice for the WNBA's Atlanta Dream.

With an extensive sports background, Rathbun's broadcasting career has earned him eight Sportscaster of the Year honors (Virginia: 1980-82, 1985, 1988-89; Georgia 1998, 2012), a Distinguished Service Award from the ACC (1994), and a Distinguished Alumni Award from Catawba College (1988). He was inducted into his alma mater's Sports Hall of Fame in 2006.

His baseball resume includes 10 years as Fox Sports South's voice of the Atlanta Braves, three seasons on radio in Detroit with the Tigers, and part-time work on Baltimore Orioles' TV broadcasts.

Rathbun, who graduated with a Bachelor of Arts degree in speech from Catawba College (1976), and his wife Marybeth have two children, Court and Grace.



## MEDIA INFORMATION, CONTINUED

### ANDRE ALDRIDGE



TV Sideline Reporter

Veteran NBA reporter Andre Aldridge will serve as the Hawks sideline reporter for the fourth straight season, after hosting the Hawks LIVE pregame, halftime and postgame shows in 2011-'12.

Prior to joining FOX Sports Southeast, Aldridge hosted numerous programs as a reporter and anchor for NBA TV, and before that, CNN, and ESPN. Aldridge has reported live from the NBA Finals and NBA All-Star Games, NFL Super Bowls, major boxing title fights and Major League Baseball games. Prior to joining ESPN, Aldridge was based in Los Angeles where he anchored a nightly national news program, "Press Box" for Prime Sports. Aldridge's vast media experience also includes stints at KMPC Radio in Los Angeles, KNBC in Los Angeles and KUTV in Salt Lake City. He attended the University of Southern California.



Jerome Jurenovich  
Hawks LIVE Host



Mike Glenn  
Hawks LIVE Analyst



ARENA



**31** Mike  
MUSCALA

## PHILIPS ARENA

BASKETBALL CAPACITY: 18,047



Located in the heart of downtown Atlanta's Luckie Marietta District, Philips Arena celebrates the city, literally spelling "ATLANTA" in 65-foot letters to welcome fans from all over the southeast United States. As the premiere venue for sports and live entertainment in the region, Philips Arena delivers top-ranked concert tours, professional and collegiate sporting events, family shows and conferences in a world-class setting with unparalleled customer service. Philips Arena hosts 160 events and 1.6 million guests annually. The arena is consistently ranked among the top venues and was most recently named number 4 in the United States and number 10 in the World for ticket sales in 2014 by leading industry publication Pollstar Magazine.

The Atlanta landmark has welcomed more than 23 million patrons through its doors since opening in September 1999 and has hosted many world-class events over the past 15 years, including the 2012 ACC Men's Basketball Tournament, the 2004 U.S. Figure Skating Championship, the 2003 NBA All-Star events, and world-class performances by artists such as The Rolling Stones, Justin Timberlake, Tina Turner, Paul McCartney and Garth Brooks.

The venue adjoins world news hub CNN Center and sits within yards of the Georgia World Congress Center, the Georgia Dome, the Georgia Aquarium, College Football Hall of Fame, World of Coca-Cola and Centennial Olympic Park in the Luckie Marietta District in downtown Atlanta. The building is an official stop on the MARTA rail system, making transportation to the arena easy for those coming from any direction of the metro Atlanta area. With the downtown area boasting a large number of hotel options, Philips Arena is truly a destination for entertainment.

In the past few years, Philips Arena added 12 loge boxes, each seating four to six individuals in the lower bowl, all within 20 rows of the floor. Amenities provided to loge box members include special parking, private entrance, private bar, all-inclusive food and beverages and access to all Hawks home games and concerts at Philips Arena.

In April of 2012, Philips Arena opened RED, a dining experience serving Contemporary American cuisine and offering first-of-its-kind design features in the arena and stadium industry. Guests have the opportunity to dine in tiered level seating within the restaurant and bar space, allowing for optimal visibility of the court and concert stage from inside and a centrally located show kitchen to enjoy the excitement of chefs preparing meals. RED is open to all ticketed guests before, during and after all Atlanta Hawks home games and other family and entertainment events.

### RANKINGS AND ACCOLADES

Named for its title sponsor Philips, Philips Arena has earned numerous industry, media and public accolades for its design, acoustics, amenities and spectrum of events.

Philips Arena is consistently ranked among North America's Top-10 arenas based on attendance by Billboard and Pollstar magazines. For 2014, Pollstar Magazine ranked Philips Arena as the No. 4 concert and events venue in the United States and the No. 10 venue in the world. The arena ended 2013 as the No. 4 venue in the United States and No. 17 in the world. In 2011, Philips Arena was ranked as the No. 3 concert and events venue in the United States and No. 12 venue in the world by Pollstar. That same year, Philips Arena was recognized for its outstanding customer service when it was named by Smart Business Network Inc. as a 2011 World Class Customer Service Award Winner. In 2010, Billboard magazine named the arena the No. 8 concert venue in the United States (No. 10 in North America) in Billboard's Decade-End Top 10 based on ticket sales.

For two years in a row (2009 and 2010), Pollstar ranked Philips Arena the No. 4 venue in the United States. In April of 2009, Philips Arena became the first LEED certified NBA Arena for an existing building: Operations and Maintenance (LEED-EB: O&M) as specified by the United States Green Building Council (USGBC). LEED stands for "Leadership in Energy and Environmental Design," and represents independent, third-party verification that Philips Arena has met green building operating standards and performance measures.

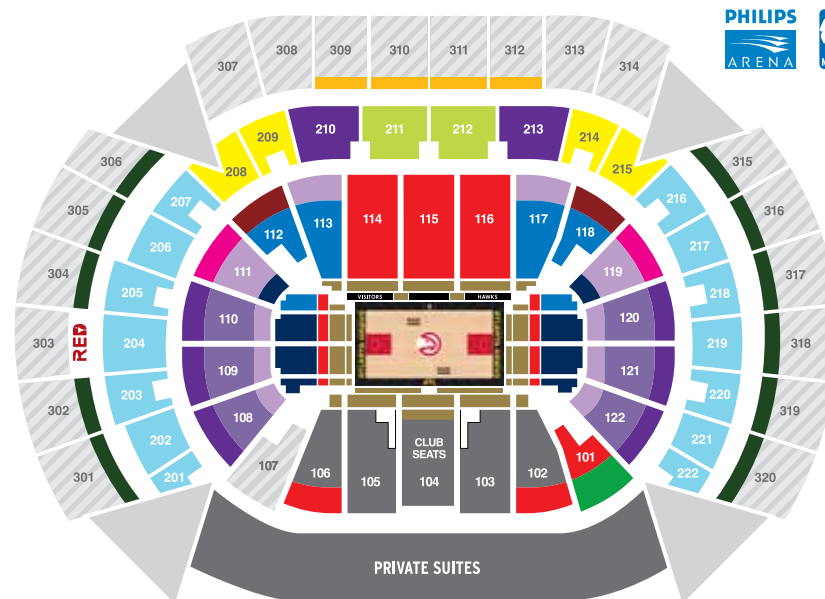
The venue was ranked No. 3 in the United States and No. 8 in the world in Pollstar's end-of-year rankings for 2007 and 2008, and was one of six venues in the United States nominated for "Venue of the Year" by the magazine in 2007. In October 2007, Philips Arena received the Ticketmaster Platinum Ticket Award for exceeding 535,000 tickets through Ticketmaster channels for 2006. Additionally, Philips Arena captured Tour Guide Magazine's Top Dog Award as selected by tour industry professionals in 2006 for Best Large Venue.

In April 2005, USA Today ranked Philips Arena the No. 7 fan-friendliest NBA venue out of 29 arenas and No. 4 in the Eastern Conference. In this survey of the fan experience, Philips Arena finished No. 1 in the concessions category and its main concourse ranked second in atmosphere.

In 2002, Philips Arena was one of only four arenas in the United States to earn an "A" grade among venue naming rights deals ranked by Advertising Age magazine. The arena also earned Facilities and Event Management Prime Site Award in 2001 and 2002 through votes cast by promoters and arena peers.

Philips Arena's video production team has been recognized for excellence with multiple Golden Matrix Awards for video production at the annual IDEA Conferences, including awards in 2002 and 2005 for best overall video display for basketball, and in 2014 for best in-game feature.

## PHILIPS ARENA SEATING CHART



### HISTORY

Philips Arena replaced the Omni Coliseum when it was imploded in 1997. The Omni was home to the NBA's Atlanta Hawks beginning with the 1968-69 season when they moved from St. Louis.

Philips Arena's sports attendance record of 20,425 was set on May 2, 2008 during the Hawks' thrilling NBA Playoffs win over the Boston Celtics, in game six of their first round series.

More than simply a music venue, Philips Arena hosts a variety of sports, entertainment and family events annually including Harlem Globetrotters, Disney On Ice, and Ringling Bros. and Barnum & Bailey Circus. It's a space of connection, access, memories, art and most of all, Atlanta.

### CAPACITY AND ACCESSIBILITY

Maximum seating capacity of Philips Arena (approximate):

- 18,047 for Basketball
- 17,210 for Concerts in the Round
- 17,700 for 360 End Stage Concerts
- 13,600 for End Stage Concerts

Philips Arena's vertical suite design featuring all 92 business suites "stacked" in opera house style brought the upper rows of seats 20 feet closer to the floor than any venue built in decades. This structure, along with the superior acoustics – designed with input from R.E.M.'s Michael Mills – has proven to be a hit both with concert performers and their audiences. An additional 14 private suites are located courtside, and there are five party suites and four hospitality suites that are rented on a per-event basis.

Philips Arena meets all standards for accessibility by persons with disabilities. Disabled seating areas are accessible by wheelchairs and provide views of the arena floor equal to the sightlines for standing spectators. Visit [www.PhilipsArena.com](http://www.PhilipsArena.com) for an up-to-date schedule of events at Philips Arena.


### DIRECTIONS

Philips Arena is located next to CNN Center, at the intersection of Marietta Street and Centennial Olympic Park Drive (formerly Techwood Drive).  
Philips Arena  
1 Philips Drive  
Atlanta, GA 30303

## NBA COURT DIMENSIONS



Going north from the airport on I-75/85, take the World Congress Center/Andrew Young International Blvd. exit. Turn left at the end of the exit onto International. Proceed to Centennial Olympic Park Drive and take a left. At the corner of Marietta Street, take a right. At Baker Street, take a left, cross over the railroad tracks, and follow the signs to Media Parking Lot A. If parking is not available in Lot A, proceed to Media Parking Lot B and you will find additional press parking at that location.



## PHILIPS ARENA FIRSTS

### BELOW OCCURRED IN THE FIRST QUARTER ON 11/4/99:

Winner of the opening jump ball:	Ray Allen (Milwaukee)
First field goal attempt:	Glenn Robinson
First Hawks field goal attempt:	Bimbo Coles
First block:	Robert Traylor
First Hawks block:	Dikembe Mutombo
First rebound:	Jim Jackson
First field goal made:	Ray Allen
First personal foul:	J.R. Reid
First free throw attempt:	Robert Traylor
First free throw made:	Robert Traylor
First free throw missed:	Robert Traylor
First Hawks personal foul:	Jim Jackson
First Hawks points:	Roshown McLeod
First jump shot made:	Ray Allen
First assist:	Sam Cassell
First Hawks field goal:	Roshown McLeod
First Hawks assist:	Alan Henderson
First three-point field goal made:	Ray Allen
First Hawks three-point field goal attempt:	Jim Jackson
First loose ball foul:	J.R. Reid
First dunk:	Tim Thomas
First Hawks dunk:	Isaiah Rider
First goaltending:	Robert Traylor
First steal:	Robert Traylor
First Hawks steal:	Roshown McLeod
First individual turnover:	Sam Cassell
First Hawks turnover:	Jim Jackson
First timeout:	Hawks
First substitution:	Dale Ellis
First Hawks substitution:	Isaiah Rider
First technical foul:	Ervin Johnson
First traveling call:	Robert Traylor

### BELOW OCCURRED IN THE SECOND QUARTER ON 11/4/99:

First three-point play:	Lorenzen Wright
-------------------------	-----------------

### BELOW OCCURRED IN THE THIRD QUARTER ON 11/4/99:

First 20-second timeout:	Hawks
--------------------------	-------

### BELOW OCCURRED IN THE FOURTH QUARTER ON 11/4/99:

First team to score 100 points:	Milwaukee
---------------------------------	-----------

### OTHER FIRSTS:

First Hawks win:	vs. Chicago (11/6/99)
First Hawks loss:	vs. Milwaukee (11/4/99)
First illegal defense:	Dikembe Mutombo (vs. Charlotte, 11/16/99)
First 24-second violation:	Bimbo Coles (vs. Charlotte, 11/16/99)
First delay of game:	vs. Chicago (11/6/99)
First three-second violation:	Roshown McLeod (vs. Chicago, 11/6/99)

## 2015-16 ATLANTA HAWKS SCHEDULE

S	M	T	W	T	F	S	S	M	T	W	T	F	S
OCT							NOV						
						1	2						
						3							
						4	5						
						6	7						
						8	9						
						10	11						
						12	13						
						14	15						
						16	17						
						18	19						
						20	21						
						22	23						
						24	25						
						26	27						
						28	29						
						30	31						
DEC							JAN						
						1	2						
						3	4						
						5	6						
						7	8						
						9	10						
						11	12						
						13	14						
						15	16						
						17	18						
						19	20						
						21	22						
						23	24						
						25	26						
						27	28						
						29	30						
						31							
FEB							MAR						
						1	2						
						3	4						
						5	6						
						7	8						
						9	10						
						11	12						
						13	14						
						15	16						
						17	18						
						19	20						
						21	22						
						23	24						
						25	26						
						27	28						
						29	30						
						31							
APR							MAY						
						1	2						
						3	4						
						5	6						
						7	8						
						9	10						
						11	12						
						13	14						
						15	16						
						17	18						
						19	20						
						21	22						
						23	24						
						25	26						
						27	28						
						29	30						
						31							

- PRESEASON HOME
- PRESEASON AWAY
- HOME GAME
- AWAY GAME
- ALL-STAR WEEKEND: TORONTO

All games available in HD. All games listed as Eastern Time (ET) and subject to change.



FOX SPORTS SOUTHEAST: FSSE | NBA TV: NBA | NBA on TNT: TNT | NBA on ESPN: ESPN