Partnerships in healthcare for generations to come

Better health through meaningful innovation

innovation you

Learn how we can build a healthy society together at **philips.com/healthysociety**

PHILIPS

2016-17 ATLANTA HAWKS MEDIA GUIDE

MEDIA GUIDE

2016-17

hawks.com

ATL
ATL
ATL
FOX SPORTS
SOUTHEAST™
HOME OF THE HAWKS
WATCH ON
FOX SPORTS GO
ON SELECT PROVIDERS
AT&T U-VERSE CH. 1729
DISH CH. 437
CHARTER CH. 723
XFINITY CH. 884
DIRECTV CH. 649

ATLANTA HAWKS
Ownership 6
Executive Management....7

FRONT OFFICE
Steve Koonin 8
Mike Budenholzer 9
Wes Wilcox 10
Jeff Peterson 10
John Treloar....11
Rick Sund 11
Dominique Wilkins....12
Basketball Operations 14
Coaching Staff 18
Athletic Performance Team ...21
Community Development 22

PLAYERS
Hawks Roster 26
Kent Bazemore 28
DeAndre' Bembry 30
Malcolm Delaney 32
Tim Hardaway Jr. 34
Dwight Howard 36
Kris Humphries 38
Kyle Korver 40
Paul Millsap 42
Mike Muscala 44
Taurean Prince 46
Dennis Schröder 48
Mike Scott 50
Thabo Sefolosha 52
Tiago Splitter 54

2015-16 REVIEW
Summary 58
Final Statistics 59
High Games 60
Game By Game Results 62
Quarter By Quarter Results ...64
Hawks Team Stats 66
Opp. Team Stats 68
Miscellaneous Numbers 70

RECORDS
Hawks Yearly Leaders 76
Hawks Individual Records 84
Hawks Team Records 86
All Time Career Leaders 88
All Time Season Leaders 90
Ind. Opp. Single Game Records 93

RECORDS CONT.
Team Opp. Single Game Records 95
Philips Arena Records 97
Atl./Opp. Highs & Lows 100
Hawks Select Circle 101
Opp. Select Circle 102
NBA Stat Leaders 103
Starting Lineups 104
Sundry Hawks Records 105
The Last Time 106

HISTORY
Yearly W-L Results 108
Hawks Coaching Records ...109
Yearly Results 110
1968-16 Transactions 158
1968-16 Offensive Stats 173
1968-16 Defensive Stats ...174
1977-16 Attendance 175
Misc. Records 177
Overtime 181
1968-16 Draft Choices 183
All-Time Roster 185
All-Time Uniform Numbers 198
History of the Hawks 199
Retired Numbers 208
Individual Honors 209
Weekly/Monthly Honors 210
Collier Trophy 211

PLAYOFFS
All-Time Playoff Results 214
2016 Playoff Results 217
Hawks Playoff Highs 218
Hawks Individual Records ...219
Hawks Team Records 220
Opp. Individual Records 222
Opp. Team Records 223
Yearly Stats 225

NBA
NBA Directory 234
NBDL Directory 235
2016 NBA Award Winners ...236
Final NBA Standings 237
Final NBA Stats 238
2016 NBA Draft 243
Past NBA Champions 244
All-Time Award Winners 245
All-Time NBA Leaders 246

OPPONENTS
Team by Team 252
Hawks All-Time vs. Opp. 281

MEDIA
Media Information 284
Hawks Radio / TV 287

PHILIPS ARENA
General Information 290
Seating Chart 291
Service Level Map 292
Court Dimensions 293
Philips Arena Firsts 294

PRODUCTION NOTES

Exec. Editor: Garin Narain
Editor: Jon Steinberg
Asst. Editors: Jason Roose, Jelani Downing, Daniel Wolk
Photography: Scott Cunningham, Greg Miller, Zach Wolfe, NBAE / Getty Images, Hawks Photo Files
Design: Cliff Lummus
Printer: Tucker Castleberry

© 2016 Atlanta Hawks. All NBA and team insignia depicted in this publication are the property of NBA Properties, Inc. and the respective teams of the NBA and may not be reproduced for commercial purposes without the prior written consent of NBA Properties, Inc. The information contained in this publication was compiled by the Atlanta Hawks and is provided as a courtesy to our fans and the press and may be used only for personal or editorial purposes. Any commercial use of this information is prohibited without the prior written consent of the Atlanta Hawks.

The Atlanta Hawks Basketball Club dedicates the 2016-17 Media Guide to the memory of:

AL FERRARI
1933-2016

DWIGHT JONES
1952-2016

MICHAEL JUSTIN GLENN
1993-2016

SEAN ROOKS
1969-2016

TABLE OF CONTENTS

2016-17 ATLANTA HAWKS MEDIA GUIDE

STAFF DIRECTORY

Atlanta Hawks
Centennial Tower
101 Marietta St. NW, Suite 1900
Atlanta, Georgia 30303

Administration: (404) 878-3800
Sales: 1-866-715-1500
Administration Fax Number: (404) 878-3836
Media Relations Fax Number: (404) 878-3590

ATLANTA HAWKS

OWNERSHIP

Principal Owner & Chair of the Board of Directors ..... Tony Ressler
Vice Chair of the Board ..... Grant Hill

EXECUTIVE MANAGEMENT
Chief Executive Officer,
Atlanta Hawks and Philips Arena ..... Steve Koonin
Head Coach &
President of Basketball Operations ..... Mike Budenholzer
General Manager, Atlanta Hawks ..... Wes Wilcox
Chief Operating Officer ..... Thad Sheely
Executive Vice President &
General Manager, Arena Programming ..... Trey Feazell
Executive Vice President of External Affairs &
Executive Director, Atlanta Hawks Foundation ..... David Lee
Executive Vice President &
Chief Marketing Officer ..... Melissa Proctor
Executive Vice President &
Chief Revenue Officer ..... Andrew Saltzman
Executive Vice President of Brand Innovation &
Chief Creative Officer ..... Peter Sorckoff
Executive Vice President &
General Manager, Philips Arena ..... Brett Stefansson
Executive Vice President & Chief Legal Officer ..... Scott Wilkinson
Senior Vice President of Ticket Sales & Service ..... Kyle Brunson
Senior Vice President of Hawks Public Relations ..... Garin Narain
Chief Diversity & Inclusion Officer &
Senior Vice President, Community ..... Nzinga Shaw
Senior Vice President of Corporate Partnerships ..... Pete Thuresson
Vice President of Human Resources ..... Tony Donato
Vice President and Creative Director ..... David Tann

BASKETBALL OPERATIONS
General Manager, Atlanta Hawks ..... Wes Wilcox
Assistant General Manager ..... Jeff Peterson
Director, Player Personnel ..... John Treloar
Senior Advisor, Basketball Operations ..... Rick Sund
Executive Director of
Basketball Strategy & Analytics ..... Dan Rosenbaum
Director, Basketball Operations ..... Mike McNeive
Manager, Basketball Operations ..... Malik Rose
Manager of Cap Strategy & Analytics ..... Matthew Elijah
Manager, Scouting ..... Dotun Akinwale
Director of Player Engagement ..... Annabel Padilla
Director, Basketball Facilities ..... David Painter
Manager of Travel & Equipment ..... Zac Walsh
Manager of Basketball Operations & Information ..... Daniel Starkman
Controller/Finance, Basketball Operations ..... Chris Beck
Coordinator of Cap Strategy & Analytics ..... Ian McKiernan
Coordinator of Equipment ..... Tim Wilson
Scout ..... Richard Midgley
International Scout ..... Alain Digbeu
International Scout ..... Danko Miholic
Team Security Officer ..... Darryl Williams
Assistant, Front Office (Seasonal) ..... Devon Bookert
Assistant, Front Office (Seasonal) ..... Daniel Lopez

HAWKS COACHING STAFF
Head Coach &
President of Basketball Operations ..... Mike Budenholzer
Assistant Coaches ..... Darvin Ham
Taylor Jenkins
Charles Lee
Neven Spahija
Ben Sullivan
Video Coordinator ..... Patrick St. Andrews
Assistant Video Coordinator ..... Zach Peterson
Executive Assistant to the Head Coach ..... Joy Bruno
Player Development Seasonal Assistant ..... Cameron Black
Player Development Seasonal Assistant ..... Therian Williams
Player Development Seasonal Assistant ..... Daniel Brady

HAWKS TRAINING STAFF
Executive Director of Athletic Performance ..... Keke Lyles
Head Trainer ..... Art Horne
Assistant Athletic Trainer ..... Scottie Parker
Director of Rehabilitation ..... Michael Roncarati
Athletic Performance Coach ..... Chris Chase
Athletic Performance Assistant ..... Zach Markowitz
Sports Science Seasonal Assistant ..... Daniel Bove

HAWKS MEDICAL STAFF
Head Team Physician ..... Dr. Ken Mautner
Team Physician (Orthopedic) ..... Dr. Kyle Hammond
Team Physician (Internal Medicine) ..... Dr. Scott Kleber
Team Opthamology ..... Dr. Anastasios Costarides
Team Dentist ..... Dr. Neal Shah

HAWKS COMMUNICATIONS
Senior Director, Brand Communications ..... Janet Smith
Senior Director, Media Relations ..... Jon Steinberg
Senior Manager, Media Relations ..... Jason Roose
Manager, Corporate Communications ..... Jelani Downing

TELEVISION AND BROADCAST
Hawks Radio Announcer ..... Steve Holman
Hawks TV Play-by-Play ..... Bob Rathbun
Hawks Television Analyst &
Vice President, Basketball ..... Dominique Wilkins

CORPORATE ADMINISTRATION
Senior Executive Assistant to the CEO ..... Anne Smith

CORPORATE PARTNERSHIPS
Senior Vice President, Corporate Partnerships ..... Pete Thuresson
Vice President, Strategic Partnerships ..... Nicole Priem
Senior Director, Partnership Marketing ..... Chris Carter
Director, Corporate Partnerships ..... Stewart Tanner
Senior Manager, Corporate Partnerships ..... Chris Beaudin
Senior Manager, Corporate Partnerships ..... Jen Evans
Senior Manager, Corporate Partnerships ..... Leo Yerashunas
Senior Manager, Partnership Marketing ..... Chris Argano
Senior Manager, Partnership Marketing ..... Jen Faires
Manager, Corporate Partnerships ..... Tony Alexander
Manager, Corporate Partnerships ..... Dan Vasquenza
Manager, Partnership Marketing ..... Lindsay Clarke
Manager, Partnership Marketing ..... Neda Perry
Senior Coordinator, Partnership Marketing ..... Todd Bynum
Coordinator, Partnership Marketing ..... Renee Allison
Coordinator, Corporate Partnerships ..... Courtney Timmons
Assistant, Corporate Partnerships ..... Vickie Ashley

REVENUE INTEGRATION
Director, Revenue Operations & Event Management .. Brandi Burton
Manager, Membership Engagement ..... Nikia Bynum-Whitaker

STAFF DIRECTORY

TICKET SALES, SERVICE & BOX OFFICE
Senior Director, Membership Services ..... Brad Hamacher
Senior Director, Ticket Sales ..... Eric Platte
Director, Premium & Suite Sales ..... Ryan Sember
Director, Premium & Suite Services ..... Will Stephens

Director, Ticket Operations ..... Gilda Carlysle
Sam Williams
Senior Coordinator, Box Office ..... Joan Hicks
Coordinator, Ticket Operations ..... Jennifer Kinsey
Paul Kvidt
Senior Manager, Membership Service ..... Brian Graham
Senior Manager, Ticket Sales ..... Jonathan Adler
Senior Manager, Group Sales ..... Carder Berry
Manager, Owner & Premium Membership Services ..... Stacey Belding
Manager, Ticket Operations ..... Jakub Jaroszewicz
Manager, New Membership Sales ..... Ben Brown
Executive, Premium Sales, Suite Consultant ..... Keith Brennan
Executives, Suite Sales ..... Borge Etienne
Ashley Gillespie
Jason Lary
Mike Reynolds
Ruje Seaman
Senior Executive, Suite Service ..... April Williams
Senior Consultants, Premium Group Membership ..... Ryan Coller
Senior Consultant, Premium Membership Service ..... Cory Garneau
Emily Hanover
Senior Consultant, Premium Group Membership ..... Stephen Lacey
Joe Rickert
Angela Spence
Senior Consultants, Membership ..... Reshould Collins
Scott Foley
Aaron Holman
Senior Consultant, Group Membership ..... Myers Dean
Senior Consultant, Membership Service ..... Trey Hardin
Daniel Stegall
Consultants, Membership ..... Tyler Agar
Matt Carrillo
Chase Hudson
Jason Lary
Kacy Morley
Ashley Splawn
Ryan Summers
Caitlyn Tu
Senior Consultant, Premium Membership Service ..... Erika Shaw
Consultant, Membership Service ..... Jordan Grant
Evan Kay
Roni Thompson
Consultant, Group Membership ..... Brittany Harley
Arman Khodadoost
Cassandra Trent
Specialist, Ticket Services ..... Phil Kvidt
Senior Coordinator, Suite Service ..... Claudia DeCasseres
Senior Coordinator, Ticket Sales ..... Arpan Patel
Associates, Membership ..... Joseph Buda
Haley Coleman
Kyle Cormier
Telly Fricke
Siddiq Iddrisu
Deaven Jensen
Kate Lanier
Samuel O'Babatunde
Talik Pickering
Joseph Russo
Karimah Shepherd
Ledarius Stennis
Luke Wills
Jake Wyatt
Assistant, College Ambassador
Program & Ticket Sales ..... Christiana Rigby

CREATIVE, RETAIL, FAN EXPERIENCE AND VIDEO PRODUCTION
Vice President, Production & Creative ..... David Schindler
Art Director ..... Shirley Zhang
Director, Fan Experience ..... Erin Blecha
Director, Merchandising ..... Amy Serino
Senior Manager, Fan Experience ..... Donni Frazier
Manager, Arena Store ..... Scott Dumais
Manager, Chief Video Engineer ..... Vince Laster
Manager, Creative & Production ..... Lauren Arum
Manager, Fan Experience, Events ..... KK Salmonsen
Manager, Video Content ..... Mike Deuel
Manager, Video Production ..... Rob Calia
Manager, Warehouse ..... Tony Nichols
Senior Producer, Editor ..... Dan Bartlett
Senior Producer, Visual Effects ..... Andre Hickman
Producer, Video/Graphics ..... Matt Calvo
Producer, Interactive Content ..... Andy Collins
Engineer, Audio ..... Mike Knowles
Graphic Designers ..... Devan Carter
Cliff Lummus
Sharon Robinson
Executive Assistant to the Executive Vice President of
Brand Innovation & Chief Creative Officer ..... Indria Britt
Coordinator, Game Presentation ..... Drew Frank
Coordinator, Mascot ..... Melvin Banks
Coordinator, Retail ..... Sean Livsey
Assistant, College & School Programs ..... Jazz Hendrick
Coordinator, Fan Experience & Events ..... Connor King

MARKETING
Senior Director, Marketing Strategy ..... Meg Ryan
Director, Digital and New Media ..... Aaron Lane
Senior Manager, Advertising and Promotions ..... Narcis Alikhani
Senior Manager,
Marketing Integrations & Operations ..... Jessica Taylor
Manager, Digital Content ..... Jaryd Wilson
Manager, Marketing and Innovations ..... Charma Parker
Senior Coordinator,
Marketing Integration and Operations ..... John Courtland
Coordinator, Advertising and Promotions ..... Annabelle Bower
Coordinator, Marketing Integration & Operations ..... Zoe White
Coordinator, Direct Marketing ..... Nida Chaudhry
Coordinator, New Media ..... Annie Finberg
Executive Assistant to the Executive Vice President
& Chief Marketing Officer ..... Esti Crumbley

PARTNER INTEGRATION
Director, Partner Integration ..... Erin Anastasi
Associate Designer, Partner Integration ..... Alice Chaosurawong

ANALYTICS
Vice President, Analytics ..... David Elgin
Senior Manager, Analytics ..... Beck Hartmann
Senior Manager, Research & Insights ..... Rusty Parker
Analyst, Database ..... Noele Crooks
Analyst, Sales & Marketing ..... Drew Klaer

EXTERNAL AFFAIRS & CORPORATE SOCIAL RESPONSIBILITY
Senior Director, Corporate Social Responsibility ..... Andrea Carter
Senior Director, Basketball Programs ..... Jon Babul
Manager, Corporate Social Responsibility ..... Margo Kline
Manager, Basketball Programs ..... RaShauna Hobbs
Assistant, External Affairs ..... Tanisha Wilkins
Coordinator, Corporate Social Responsibility ..... Shayna Tutson

HUMAN RESOURCES, OFFICE ADMINISTRATION & PAYROLL
Director, Culture & Talent Development ..... Art Evans
Senior Manager, Payroll & Benefits ..... Julia Wu
Specialist, Benefits ..... Chelsey Ingle
Senior Specialist, Payroll ..... Deirdre Ray
Coordinator, Human Resources ..... Sarah Leist
Assistant, Human Resources ..... Karen Johnson

STAFF DIRECTORY

Receptionist, Office Assistants ..... Silenia Nunez
Letitia Scott

FINANCE, ACCOUNTING & IT
Senior Director, Information Technology ..... Charles Gore
Project Director, Real Estate ..... Janice Koon
Senior Manager, Financial Planning & Analysis ..... Lester Jones
Senior Manager, Accounting ..... Rebecca Rosenberg
Atlanta Hawks Team Controller ..... Darius Nixon
Manager, Information Technology ..... Jon Halseth
Senior Financial Analyst ..... Krista Halford
Senior System Administrator ..... Marc Baron
Senior Staff Accountant ..... Yonicka James
Clinton Jenkins
Staff Accountant ..... Delicia Barber
Loree Dawson
Glendra Haynes
Raiford Hodges
AR Lead ..... Leah Price

LEGAL
Assistant General Counsel ..... Caren Cook
Legal Counsel ..... Joe Kennedy

PHILIPS ARENA

ARENA ADMINISTRATION
Vice President, Building & Event Operations ..... Barry Henson
Executive Assistant ..... Kim Miller
Assistant, Administrative & Customer Service ..... Patricia Wynne

BOOKINGS & BOX OFFICE
Senior Director, Box Office ..... Sam Williams
Director, Booking ..... Rita Cobb
Coordinator, Event Booking ..... Sasha Gwin

BUILDING & EVENT OPERATIONS
Director, Building & Event Operations ..... Chuck Robinson
Assistant Director, Building & Event Operations ..... Steve Willmann
Senior Manager, Event Operations ..... Paul Krajewski
Manager, Event Conversion ..... Jeffrey Giannasi
Rodney Richardson
Manager, Event Operations ..... Catie Scott
Coordinator, Events ..... Eric Morgan
Assistant, Building & Event Operations ..... Randall Flimmons
Assistant, Conversion Operations ..... Michael Marmonti
Assistant Manager, Maintenance ..... Jeff Goddard
Lead General Maintenance ..... Sam Dunn
BMT II ..... Mike Harris
Henry Watson
Matthew Wilkes
BMT I ..... Larry Green
Matthew Shomaker
Lead Electrician ..... John Garrett
Electrician II ..... Bud Bradford
Joe Deaton
Kelly Hall
Mike Harney
Seneca Mallory
Lead HVAC ..... Bill Utley
HVAC II ..... Gregory Felks
Billy Mitchell
Levern Taylor
HVAC I ..... Dolwhin Hooks
Michael Hicks
Lead Conversion ..... Anthony Burts
Malik Cochran
Willie Ficklin
Karl Henderson
Anthony Lovett
Emmanuel White
Terrell Wallace

Locksmith ..... Robert Boleman
Painter II ..... Jeremiah Eberhart
Painter I ..... Curtis Phelps
Terry Strickland
Plumber ..... Bob Vine

CUSTOMER SERVICE & SECURITY
Vice President, Customer Service & Operations ..... Jason Parker
Senior Director, Service Operations ..... Keith Wente
Assistant Director, Guest Services ..... Sharonda O'Rear-Mathews
Assistant Director, Premium Services ..... Larry Taylor
Manager, Customer Service ..... Carla Hyman
Manager, Security Systems ..... Megan Lodestro
Manager, Security Service ..... Sam Hayes
Assistant , Event Payroll & Customer Service ..... Anthony Leakes
Specialist, Security ..... Emily Drexler
Supervisors, Security ..... Darriel Bailey
Fred Bass
Security Officers ..... Rakeem Bess
Latasia Crawford
Lovett Dent
Michella Garmon
Fedra Grogan
Bennie Jenkins
Jimmy Jones
Betty Lesaine
Rowen Phillips
Broderick Render
Carol Rowe
Kameron Small
Nicholas Smith
Terry Taylor
Danny Womack

TONY RESSLER - PRINCIPAL OWNER & CHAIR OF THE BOARD OF DIRECTORS

Tony Ressler led the group that acquired the Atlanta Hawks Basketball Club in June 2015, and he now serves as the Club's Principal Owner and Chair.

Ressler is Co-Founder, Chairman and Chief Executive Officer of Ares Management L.P., a publicly traded, leading global alternative asset management firm with assets under management approaching $100 billion as of the start of the regular season. Ares operates three investment groups that invest in credit, private equity, and real estate. Ares has approximately 900 employees with offices in Atlanta in addition to its headquarters in Los Angeles and other offices in New York, Chicago, Dallas, London, Paris, Frankfurt, Stockholm and Shanghai. Ares Management's current portfolio includes investments in several Atlanta area-based businesses including Floor & Décor Outlets of America, Inc., Serta Simmons Bedding, and Insight Global.

In the not-for-profit sector, Ressler serves as a member of the Board of Directors of the Cedars-Sinai Medical Center, as Co-Chair of the Board of the Los Angeles County Museum of Art (LACMA) and as a member of the Board of Trustees of Georgetown University. He is also one of the founding members of the board and Finance Co-Chair of the Painted Turtle Camp (affiliated with Paul Newman's Hole in the Wall Association), which serves children dealing with chronic & life-threatening illnesses by providing old-fashioned camping experiences.

In the public education sector, Ressler is a Founder of the Alliance for College Ready Public Schools. Since 2004, the Alliance has grown to 28 free, public middle and high schools serving approximately 12,000 students from the poorest communities with historically underperforming schools within the Los Angeles Unified School District. Four Alliance schools have been named California Distinguished Schools, and three are ranked in the top 10 of all LA Unified schools. More than 90% of Alliance graduates have gone on to college.

Ressler received his B.S.F.S. from Georgetown University's School of Foreign Service and received his MBA from Columbia University's Graduate School of Business.

Tony and his wife, actress Jami Gertz, have three sons—Oliver, Nicholas, and Theo.

OWNERSHIP

EXECUTIVE MANAGEMENT

STEVE KOONIN
CHIEF EXECUTIVE OFFICER

MIKE BUDENHOLZER
HEAD COACH AND PRESIDENT OF BASKETBALL OPERATIONS

WES WILCOX
GENERAL MANAGER

THAD SHEELY
CHIEF OPERATING OFFICER

TREY FEAZELL
EXECUTIVE VICE PRESIDENT AND GENERAL MANAGER, ARENA PROGRAMMING

DAVID LEE
EXECUTIVE VICE PRESIDENT, EXTERNAL AFFAIRS AND EXECUTIVE DIRECTOR, ATLANTA HAWKS FOUNDATION

MELISSA PROCTOR
EXECUTIVE VICE PRESIDENT AND CHIEF MARKETING OFFICER

ANDREW SALTZMAN
EXECUTIVE VICE PRESIDENT AND CHIEF REVENUE OFFICER

PETER SORCKOFF
EXECUTIVE VICE PRESIDENT OF BRAND & INNOVATION AND CHIEF CREATIVE OFFICER

BRETT STEFANSSON
EXECUTIVE VICE PRESIDENT AND GENERAL MANAGER, PHILIPS ARENA

SCOTT WILKINSON
EXECUTIVE VICE PRESIDENT AND CHIEF LEGAL OFFICER

KYLE BRUNSON
SENIOR VICE PRESIDENT OF TICKET SALES AND SERVICE

GARIN NARAIN
SENIOR VICE PRESIDENT OF PUBLIC RELATIONS

NZINGA SHAW
CHIEF DIVERSITY & INCLUSION OFFICER AND SENIOR VICE PRESIDENT, COMMUNITY

PETE THURESSON
SENIOR VICE PRESIDENT OF CORPORATE PARTNERSHIPS

TONY DONATO
VICE PRESIDENT OF HUMAN RESOURCES

DAVID TANN
VICE PRESIDENT AND CREATIVE DIRECTOR

HAWKS MANAGEMENT

STEVE KOONIN - CHIEF EXECUTIVE OFFICER, ATLANTA HAWKS BASKETBALL CLUB & PHILIPS ARENA

Steve Koonin was named Chief Executive Officer (CEO) of the Atlanta Hawks Basketball Club in April 2014. Koonin oversees all business, financial and strategic operations of the Atlanta Hawks and Philips Arena, and represents the owners as the head of the organization.

Under Koonin's direction, the Hawks launched an innovative rebranding campaign and focused on a strategically established set of target audiences: millennials and next generation Atlantans; multicultural residents; and business-based consumers. His brand-centric approach and commitment to connecting with the Atlanta market led to the addition of more than 20 new corporate partners in just one year.

With oversight from Koonin, the Hawks have enjoyed a renaissance of relevance in Atlanta and beyond. The club landed on Google's year-end list of the 10 most-searched sports teams and Sports Illustrated's "Social 100" list -- one of only three clubs to make the list, and ranked as the No. 1 NBA team to follow on Twitter. Additionally, the organization was named a finalist to receive a MAX Award, presented by Atlanta Business Chronicle and Georgia State University's J. Mack Robinson College of Business, and won the Business Champion of Diversity Excellence Award from the Technology Association of Georgia.

After his first year with the team, the Hawks led the NBA in year-over-year attendance increase and set single-season franchise records for retail sales, sellouts and season ticket memberships, including a record 500% uptick in annual season ticket sales. The organization also experienced a substantial increase in engagement with digital audiences, leading to across-the-board surges in popularity on all team-operated social media channels and a 250+% rise in television viewership among people 18-34 years of age. In December 2014, Koonin helped establish a new standard in the NBA, appointing the first Chief Diversity & Inclusion Officer in professional sports and overseeing the creation of the NBA's first diversity council.

Koonin, a longtime entertainment and marketing veteran, joined the Hawks after spending the previous 14 years with Turner Entertainment Networks, most recently serving as the division's president. As president, he oversaw programming, marketing, scheduling, strategy and operations for top-rated networks TNT, TBS, truTV, Turner Classic Movies, as well as Peachtree TV. Prior to his stint at Turner, Koonin helmed the marketing and worldwide advertising operations at The Coca-Cola Company, where he spent over a decade. While serving as Coca-Cola's vice president of sports and entertainment marketing, he was named Sports Executive of the Year by Sports Business Journal.

A lifelong resident of Atlanta, Koonin serves on the boards of Emory Healthcare, the Georgia Aquarium, the Fox Theatre, the Metro Atlanta Chamber of Commerce and the Woodruff Arts Center. He is also on the board of GameStop, the world's largest video game and entertainment software retailer.

Among his many accomplishments, Koonin has been named one of The 100 Most Influential Atlantans by Atlanta Business Chronicle, one of Atlanta Magazine's Most Powerful People Shaping Atlanta, one of Entertainment Weekly's Smartest People in Television, and was selected for The Power List by TV Guide.

He studied marketing at the University of Georgia, where he and his wife, Eydie, have established the Koonin Scholars Fund at the Grady College of Journalism and Mass Communication. The fund provides scholarships for Grady students preparing for careers in the creative industries and media.

Twitter: @SteveKoonin

HAWKS MANAGEMENT

MIKE BUDENHOLZER - PRESIDENT OF BASKETBALL OPERATIONS / HEAD COACH

Having played a significant role in one of the most successful sustained runs in league history and with four NBA championship rings under his belt in San Antonio, Mike Budenholzer was named the 12th full-time head coach in Hawks franchise history on May 28, 2013. He added duties as President of Basketball Operations on June 30, 2015.

Last season, he led the Hawks to a 48-34 regular season finish, fourth in the Eastern Conference, as the club reached the playoffs for the third time in his three years. Overall, Atlanta has made nine consecutive postseason trips, the longest stretch in franchise history and the longest active streak in the Eastern Conference.

The 2014-15 NBA Coach of the Year, Budenholzer led the Hawks to a number of milestones two seasons ago, including the best record in franchise history (60-22, .732), the club's first-ever trip to the Eastern Conference Finals, Atlanta's first Division title since 1993-'94 and the first time with the Eastern Conference's top seed since that same season. In addition, the Hawks put together a franchise-record 19-game win streak, tying the fifth-longest single-season streak in NBA history.

Budenholzer and his staff coached the Eastern Conference All-Star team in February 2015 in New York.

He was the Eastern Conference Coach of the Month for December 2014 and January 2015, becoming the first Hawks coach to win the honor in back-to-back months. Atlanta became the first team in NBA history to finish a month 17-0 in January.

In his first season in Atlanta, Budenholzer led the Hawks to their seventh consecutive postseason appearance with a 38-44 record. The team reached the playoffs playing their best basketball of the season and pushed the top-seeded Indiana Pacers to seven games in their first round series.

Budenholzer spent the previous 19 seasons with the San Antonio Spurs. He worked the final 17 as an assistant coach and the last six as the no. 1 aide to Gregg Popovich, the longest-tenured head coach in major professional sports and third-winningest coach (by percentage - .692) in NBA history behind only Phil Jackson and Billy Cunningham.

As an assistant coach since the 1996-97 season, he helped lead San Antonio to a league-best 908-438 (.675) regular season record, a league-best 133-83 playoff mark (.616) and NBA championships in 1999, 2003, 2005 and 2007. Hired by Popovich prior to the 1994-95 campaign, Budenholzer spent his first two seasons as a video coordinator before being named an assistant coach. On numerous occasions, he served as the Spurs summer league head coach. He also served as an advance scout for Team USA for the 2004 Olympics in Athens, Greece.

Budenholzer is a 1993 graduate of Pomona College where he received a bachelor's degree in politics, philosophy and economics and was a four-year letterman in both basketball and golf. Following college, he played professionally in Denmark for the Vejle Basketball Klub, also getting his start in coaching, serving as head coach for two different teams in the Vejle system.

A native of Holbrook, AZ, he has four children: Will, Libby, Hanna and John. His father Vince spent 25 years as a high school and college basketball coach in Arizona before retiring in 1997, and was inducted into the Arizona Coaches Association Hall of Fame. The youngest of seven children, Budenholzer was born on August 6, 1969.

BASKETBALL OPERATIONS

WES WILCOX - GENERAL MANAGER

Wes Wilcox is in his second season as General Manager and fifth with the Hawks. He was named to his position on June 30, 2015 after three seasons as Atlanta's Assistant GM.

Wilcox, who has worked in the NBA for 15 years, collaborated with President of Basketball Operations Mike Budenholzer on this past summer's acquisitions of free agents Dwight Howard and Malcolm Delaney, and the draft night additions of Taurean Prince, DeAndre' Bembry and Isaia Cordinier.

He was also an integral part of the team's decision-making process in 2013, helping re-sign All-Star Kyle Korver as well as extending contract offers to free agents Kent Bazemore and Paul Millsap, and drafting Dennis Schröder and Mike Muscala. The Hawks won a franchise-record 60 games last season, advancing to the Eastern Conference Finals for the first time in club history.

Prior to joining the Hawks, Wilcox was Director of Player Personnel for the Cleveland Cavaliers, as well as serving as General Manager of the Cavs' NBA Development League team, the Canton Charge. As the club's first GM, he was responsible for assembling the Charge's roster and front office, hired the team's first head coach, and led the development of Canton's practice facility. The Charge made the D-League playoffs in their first year of existence and advanced to the conference semifinals.

He joined the Cavaliers in 2003 and held the roles of Advance Scout, College Scout, Pro Personnel Scout and Assistant Coach, prior to his promotion to Director of Player Personnel.

Wilcox got his NBA start in 2001-02 as an intern with the Miami Heat in their scouting/video department, before moving on to become New Orleans' Video Coordinator in 2002-03. He is a 2001 graduate of Cal-State Fullerton, and a native of La Habra, California.

Wes and his wife Larisha have three children – sons Noah and Jonah, and daughter Jaleah. Larisha spent 10 years working in the NBA in public relations and basketball operations.

JEFF PETERSON - ASSISTANT GENERAL MANAGER

Jeff Peterson begins his fifth season with the Hawks and first as Assistant General Manager. He participates in all areas of day-to-day management of the team and oversees the Hawks scouting process.

Most recently the team's Director of Scouting in 2015-16, Peterson was previously Coordinator of Basketball Operations from 2013-2015. In 2012, he was hired by Atlanta as a seasonal assistant in the basketball operations department.

A Springfield, Missouri native, Peterson moved to Bowie, Maryland for high school to attend DeMatha Catholic High School. He played college basketball at the University of Iowa, University of Arkansas and finished his career at Florida State University where he earned a Master's Degree in Marketing.

BASKETBALL OPERATIONS

JOHN TRELOAR - DIRECTOR OF PLAYER PERSONNEL

In his second season with the Hawks organization is John Treloar, the team's Director of Player Personnel.

Treloar, who has worked in the pro and college ranks for more than 30 years, spent the previous five seasons with the Phoenix Suns as Director of Player Personnel.

From 2008-10, Treloar was Head Coach of the NBA Development League's Erie BayHawks, where he was also responsible for all personnel decisions.

Treloar spent eight seasons coaching in the Continental Basketball Association, leading the Wichita Falls Texans (1990-94), Chicago Rockers (1994-95) and Connecticut Pride (1996-97), taking the clubs to seven playoff appearances in eight years. He also served as General Manager for the Mississippi Jets as well as the Texans. In addition, he has international coaching experience in Germany and Venezuela.

On the collegiate level, he worked as an assistant coach at Louisiana State (2004-08) and Indiana (1997-2004).

A native of Clinton, MS, Treloar and his wife Debra have two children, Taylor and Trey. He has a bachelor's degree in business administration from Bellhaven College and a master's in behavioral studies from Alabama.

RICK SUND - SENIOR ADVISOR, BASKETBALL OPERATIONS

With 40-plus years of NBA experience spanning five decades, longtime league executive Rick Sund is the Hawks' senior advisor, basketball operations, after having spent 2008-12 as Atlanta's Executive Vice President and General Manager. Under his leadership, the Hawks won nearly 60 percent of their games (184-128), reaching the playoffs in each of his four seasons and advancing to the Eastern Conference semifinals three times.

Formerly the General Manager of the Seattle Sonics from 2001-07, Sund and the Sonics were the inaugural champions of the Northwest Division in 2004-05, and the team reached the postseason twice during his tenure.

Prior to that, he served in several different capacities with the Dallas Mavericks from 1979-94, finishing up as Vice President of Basketball Operations.

In 1994, he spent one season as a consultant for the Sonics during Wally Walker's first season as GM, managing the Sonics' college scouting program and assisting Walker with personnel decisions.

Sund joined the Detroit Pistons as Vice President of Player Personnel in the summer of 1995, later assuming the title of Executive VP and General Manager of Basketball Operations.

Sund began his career in Milwaukee under the tutelage of Wayne Embry, spending five years with the Bucks after graduating with a master's degree in sports administration from Ohio University in 1974.

He was a two-sport athlete at Northwestern University, where in basketball (as a 6-4 guard) he earned CoSIDA Academic All-America (third team) honors in 1973, and was twice named academic All-Big Ten, while also seeing action as a tight end and wide receiver on the football team. He holds a bachelor's degree in political science from Northwestern.

Born on June 4, 1951, Sund has completed three marathons and a mini-triathlon. Richard Walker Sund is a native of Elgin, IL, and is a member of the Illinois Basketball Coaches Hall of Fame. He and his wife Lea are the parents of two children, daughter Hali and son Patrick, who works for the San Antonio Spurs.

BASKETBALL OPERATIONS

DOMINIQUE WILKINS - VICE PRESIDENT OF BASKETBALL AND SPECIAL ADVISOR TO THE CEO

ENSHRINED 2006

The most celebrated player to ever put on a Hawks uniform and represented in front of Philips Arena by an 18,500-pound bronze statue erected in March, 2015, Hall-of-Famer Dominique Wilkins is the Hawks' Vice President of Basketball and Special Advisor to the CEO. Wilkins works in various management functions within the organization's basketball and business areas, and as the team's analyst for the Hawks broadcasts on FOX Sports Southeast.

Wilkins is responsible for advising the senior management team on basketball-related issues and working as a strong voice in the community. The 6-8 forward, who concluded his NBA career with 26,668 points, is the 15th all-time leading scorer in league history and his 24.8 career scoring average is 14th on the all-time charts. Wilkins' 23,292 points with the Hawks are the franchise's best, and he ranks second in team history in steals (1,245), fourth in rebounds (6,119), seventh in blocked shots (588) and eighth in assists (2,321). One of league's true marquee players, his outstanding contributions on the court were recognized by the organization in January 2001 when he became the third player in club history to have his uniform number (#21) retired, joining Hawks legends Bob Pettit and Lou Hudson.

Familiar to area sports fans from his collegiate days at the University of Georgia, Wilkins entered the 1982 NBA Draft after his junior season with the Bulldogs. He ended his Georgia career as the school's all-time scoring leader with averages of 21.6 points to go along with his 7.5 rebounds. A three-time All-SEC performer who also took home the Most Valuable Player award from the 1981 Southeastern Conference tournament, he was selected with the third overall pick in the first round by the Utah Jazz.

Hawks officials valued his talents enough to send two players (John Drew and Freeman Williams) and cash to the Utah Jazz on September 2, 1982 for his draft rights, and the end result was beneficial for both parties. Wilkins was able to continue his career in front of familiar faces, and Atlanta had its first superstar since Pete Maravich.

Instrumental in the team's success in the mid-to-late '80s, Wilkins electrified Atlanta sports fans as the club recorded 50-win seasons four straight times from 1985-86 to 1988-89. He averaged 29.1 points over that period, and in the 1988 All-Star Game he ripped the nets for 29 points in 30 minutes of action.

Wilkins led the Hawks to the playoffs in eight of his 12 seasons with the Hawks, his finest hour came during the 1988 postseason when Atlanta narrowly missed reaching the Eastern Conference Finals, as the Boston Celtics eked out a two-point victory in Game 7 of the conference semifinals. Wilkins averaged 31.2 points in 12 playoff contests that year, and having participated in 10 years of playoff competition, scored 25.4 points per game.

After missing only 18 of a possible 738 regular season games his first nine years, Wilkins' durability took a serious blow when he suffered a season-ending tear of Achilles tendon midway through the 1991-92 season. While it was unsure if he would return to his old high-flying self, Wilkins responded the next season by scoring 29.9 points per game to finish second only to Michael Jordan for the league scoring title.

He was a member of the NBA All-Rookie Team in 1983 and was named to seven All-NBA teams, nine consecutive all-star squads and was a two-time winner of the NBA Slam Dunk Championship (1985 and 1990).

On November 6, 1992 against the New York Knicks, a patented baseline jumper led to Wilkins becoming the 17th person in league history to join the 20,000-point club, and later that season (February 2, 1993 against Seattle), he supplanted Pettit as the franchise's all-time leading scorer. His stellar career in Atlanta came to an end on February 24, 1994 when he was traded to the Los Angeles Clippers. At the conclusion of the year, Wilkins decided to test the free agent market and signed with the Boston Celtics.

Discouraged with his performance in 1994-95, which resulted in career lows in scoring and field goal percentage, Wilkins joined Panathinaikos Athens of the Greek League the following

BASKETBALL OPERATIONS

DOMINIQUE WILKINS, CONT.

season (1995-96). He was named MVP of the European Final Four after averaging 20.9 points and 7.0 rebounds and leading the team to the European Men's Championship.

Seeking a return to the States, Wilkins signed a free agent contract with San Antonio and provided more than the Spurs possibly imagined, leading the David Robinson-less Spurs in scoring with an 18.2 average and grabbing 6.4 rebounds.

He returned overseas for the 1997-98 campaign, signing with Italy's Teamsystem before rejoining the NBA for his final professional season (1998-99), as Wilkins saw action in 27 games for the Orlando Magic.

Extremely active with local and national charity endeavors, Wilkins has done work with the Juvenile Diabetes Research Foundation, Cystic Fibrosis Foundation, Special Olympics, Muscular Dystrophy Association and American Lung Association. In July 2007, Wilkins launched "Nique and Newt's Full-Court Press on Diabetes" with former Speaker of the United States House of Representatives, Newt Gingrich. In March 2010, Wilkins was honored by the Georgia State Legislature as they presented a State Resolution naming him the Diabetes Ambassador for the state of Georgia. He is also a diabetes ambassador for Novo Nordisk, a world leader in Diabetes care.

Wilkins, 56, was born on January 12, 1960 in Paris, France. He joined basketball's immortals with his entry into the Naismith Memorial Basketball Hall of Fame on September 8, 2006, was inducted into the Georgia Sports Hall of Fame on April 3, 2004, and into the Atlanta Sports Hall of Fame's inaugural class on June 10, 2005. Wilkins was honored in October 2011 with his induction into the Boys & Girls Clubs of America Alumni Hall of Fame. On November 18, 2016, Wilkins will enter the National Collegiate Basketball Hall of Fame.

Dominique Wilkins

BASKETBALL OPERATIONS

DAN ROSENBAUM - EXECUTIVE DIRECTOR OF BASKETBALL STRATEGY & ANALYTICS

In his fifth season with the Hawks is Dan Rosenbaum, Executive Director of Basketball Strategy & Analytics. He was previously the Hawks' Analytics Consultant, originally joining the club in 2012 after seven years in a similar role with the Cleveland Cavaliers.

Rosenbaum has also worked in the United States Office of Management and Budget, serving as a Senior Economist from 2008-16. He was also an Assistant Professor in the Department of Economics at University of North Carolina at Greensboro from 1998-2008.

A native of La Porte, Indiana, Rosenbaum was a three-sport athlete at La Porte High School (basketball, baseball, football) and later played football at University of Dayton, earning the 1993 Woody Hayes National Scholar-Athlete Award, given to one male and one female athlete in each NCAA Division.

He has a B.A. in Philosophy from University of Dayton and a Ph. D in Economics from Northwestern University. Rosenbaum and his wife Julie have a son, Dominic.

MIKE McNEIVE - DIRECTOR OF BASKETBALL OPERATIONS

A 23-year NBA staff veteran, Mike McNeive begins his 14th season with the Hawks and 11th year as Director of Basketball Operations.

McNeive served as director of pro personnel from 2004-06, after originally joining the franchise as an assistant coach during the 2003-04 campaign. He worked the previous five seasons in Milwaukee, where he served as a scout/assistant.

During his stint in Milwaukee, the Bucks reached the playoffs four times, punctuated by a Central Division championship and a trip to the Eastern Conference Finals in 2001.

Prior to that, McNeive was with the Seattle Sonics for four seasons as a video coordinator/advance scout. Seattle recorded a 239-89 (.729) mark during that time, won three Pacific Division titles and advanced to the NBA Finals in 1996 after winning a franchise-record 64 games.

McNeive got his start in the NBA with the Orlando Magic, where he interned in the video scouting department in 1993-94, as the club reached the playoffs for the first time in franchise history.

A Freeport, Illinois native, McNeive received his undergraduate degree in Physical Education in 1992 from Monmouth College (IL), where he was a four-year letterman in both basketball and baseball for the Fighting Scots. In 1993, he received his Master's degree in Sports Management and Administration from Georgia Southern University.

Mike and his wife Maggie have four children, Ryan, Ally, Danny and Molly.

BASKETBALL OPERATIONS

MALIK ROSE - MANAGER OF BASKETBALL OPERATIONS

Malik Rose is in his second season with the Hawks as the Manager of Basketball Operations.

Rose, a 13-year-NBA veteran, appeared in 813 regular season games with the Charlotte Hornets, San Antonio Spurs, New York Knicks and Oklahoma City Thunder, where he averaged 6.2 points and 4.1 rebounds in 16.5 minutes. Rose was drafted by Charlotte in the Second Round (44th pick) of the 1996 NBA Draft. He signed as a free agent with San Antonio in 1997 and was traded to New York in 2005. Rose finished his career with Oklahoma City in 2009. He appeared in 82 playoff games, and recorded 6.2 points and 4.3 rebounds in 17.5 minutes. Rose won NBA championships with the Spurs in 1999 and 2003.

After retiring from the NBA, Rose worked as a color commentator, including for his hometown Philadelphia 76ers. He also worked in broadcasting for the Thunder, Spurs, Knicks, Austin Toros of the NBA Development League, NBA TV and NBA Radio from 2010-2015.

A Philadelphia, Pennsylvania native, Rose played college basketball at Drexel University from 1992-1996 where he earned degrees in Computer Information Systems and Education with a Mathematics Certification. He also has a Master's in Sports Management.

Rose and his wife Tiffany have a daughter, Marley, and a son, Miles.

MATT ELIJAH - MANAGER OF CAP STRATEGY & ANALYTICS

Matt Elijah is in his second season with the Hawks and first as Manager of Cap Strategy & Analytics. He was hired in 2015 as Manager of Basketball Administration.

Elijah is a member of the State Bar of California and came to the Hawks from Alvarez & Marsal in San Francisco, where he was an Associate – Global Transactions Tax.

A native of Tiburon, CA, Elijah earned a Bachelor of Arts in Business Economics from the University of California, Santa Barbara and his Master of Business Administration from the Mendoza School of Business at Notre Dame. He went on to earn his Juris Doctor from the University of California, Hastings.

Elijah played high school basketball and baseball at Saint Ignatius College Prep in San Francisco. He and his wife Neda live in Atlanta.

BASKETBALL OPERATIONS

DOTUN AKINWALE JR. - MANAGER OF SCOUTING

Dotun Akinwale Jr. is in his second season with the Hawks as the team's Manager of Scouting.

He came to the Hawks from the Orlando Magic, where he was Basketball Operations Coordinator in 2014-15 after starting as an intern in 2013.

Akinwale Jr. played basketball at Thiel College (PA), where he graduated in 2013 with a degree in Business Administration.

The native of Germantown, MD attended and played basketball at Saint John's Prospect Hall in Frederick, MD.

ANNABEL PADILLA - DIRECTOR OF PLAYER ENGAGEMENT

Annabel Padilla is in her first season with the Hawks as Director of Player Engagement.

She came to the Hawks from the NBA, where she worked for eight years, most recently as Manager, Social Responsibility. In that role, she worked closely with NBA teams ensuring growth and sustainability of their community outreach programs through strategic consulting on program and campaign management, content marketing and sponsorship.

She also worked on initiatives around league events, including NBA All-Star 2015, where she oversaw the planning and execution of the largest NBA Cares All-Star activation comprised of 750 events reaching 1 million youth in New York City.

Originally from Bloomfield, New Jersey, Padilla graduated from Northeastern University with a bachelor's degree in communications.

DAVID PAINTER - DIRECTOR OF BASKETBALL FACILITIES

In his ninth season in the NBA, David Painter begins his second year with the Hawks as Director of Basketball Facilities. Painter is currently focused on the planning and development of the Emory Healthcare Courts, the Hawks official practice and training facility set to open in 2017. The facility will be a part of the new 90,000-square-foot Emory Sports Medicine Complex.

Painter served as Senior Manager of Practice Facilities for the Cleveland Cavaliers from 2007-2015. He was instrumental in the management of the Cleveland Cavaliers Clinic Courts since it opened in 2007.

From 2001-2007, he served as the Associate Director of Recreation, at his alma mater, Baldwin-Wallace College (OH). He worked in admissions at Baldwin-Wallace College from 2000-2002.

A Shaker Heights, Ohio native, Painter received his undergraduate degree in Sports Management/Business Management in 1998 from Baldwin-Wallace College, where he was a three year letterman in baseball for the Yellow Jackets. In 2002, he received his Master's degree in Sports Administration from Kent State University (OH).

David and his wife Melissa have two children, Grant and Elle.

BASKETBALL OPERATIONS

Chris Beck
Controller/Finance, Basketball Operations

Cameron Black
Player Development Seasonal Assistant

Devon Bookert
Front Office Seasonal Assistant



Daniel Bove
Sports Science Seasonal Assistant

Daniel Brady
Player Development Seasonal Assistant

Joy Bruno
Executive Assistant for the Head Coach

Daniel Lopez
Front Office Seasonal Assistant



Zach Markowitz
Assistant, Athletic Trainer & Performance Coach

Ian McKiernan
Coordinator, Cap Strategy and Analytics

Scottie Parker
Assistant Athletic Trainer

Zach Peterson
Assistant Video Coordinator

Patrick St. Andrews
Video Coordinator

Daniel Starkman
Manager, Basketball Operations and Information

Zac Walsh
Travel & Equipment Manager

Darryl Williams
Team Security Officer

Therian Williams
Player Development Seasonal Assistant

Tim Wilson
Coordinator of Equipment

BASKETBALL STAFF

DARVIN HAM - ASSISTANT COACH

Darvin Ham is in his fourth year as an assistant coach for the Hawks, back with the organization where he played one season (2002-03).

In 2014-15, Ham was part of Mike Budenholzer's Eastern Conference All-Star coaching staff, as the Hawks recorded a franchise-record 60 wins – including a franchise-best 19-game win streak - en route to the club's first-ever appearance in the Eastern Conference Finals. Additionally, Budenholzer took home NBA Coach of the Year honors.

Ham spent 2011-13 as an assistant coach with the Los Angeles Lakers. Prior to his stint with the Lakers, Ham was General Manager and head coach of the New Mexico Thunderbirds of the NBA Development League in 2010-11 and an assistant coach with the Thunderbirds from 2008-10.

In his playing career, the eight-year veteran appeared in 417 career games (45 starts) with Denver, Indiana, Washington, Milwaukee, Atlanta and Detroit, averaging 2.7 points and 2.3 rebounds in 12.4 minutes (.518 FG%). He also played in 55 postseason games (with the Bucks and Pistons; 11 starts), putting up 1.3 points and 1.2 rebounds in 7.4 minutes (.569 FG%). Ham won an NBA championship with the Pistons in 2004.

He was a member of the Hawks during the 2002-03 season, playing in 75 contests, and averaging 2.4 points and 2.0 rebounds in 12.3 minutes (.447 FG%). He also played in Spain, the Philippines and Puerto Rico. Ham starred collegiately at Texas Tech, where he famously shattered a backboard on a slam dunk during a 1996 NCAA Tournament game against North Carolina.

Born July 23, 1973 in Saginaw, MI, Ham was inducted into the Saginaw County Sports Hall of Fame last year. He is married to Deneitra and has three sons – Darvin Jr., Donovan and Dominic. Darvin Jr. played collegiately at Northwood University (MI), Donovan attends Georgia Highlands College and Dominic plays basketball and football at North Atlanta High School.

TAYLOR JENKINS - ASSISTANT COACH

In his fourth season with the Hawks is assistant coach Taylor Jenkins, who previously served as the head coach of the Austin Toros of the NBA Development League, the San Antonio Spurs' D-League affiliate.

This past summer, Jenkins served as head coach of the Hawks Las Vegas Summer League Team. In addition, Jenkins took part in the Nike Americas Team Camp in Mexico City, as he instructed and coached 40 of the top young players from Argentina, Brazil, Canada and Mexico.

In 2014-15, Jenkins was part of Mike Budenholzer's Eastern Conference All-Star coaching staff, as the Hawks recorded a franchise-record 60 wins – including a franchise-best 19-game win streak - en route to the club's first-ever appearance in the Eastern Conference Finals. Additionally, Budenholzer took home NBA Coach of the Year honors.

Jenkins led the Toros to a 27-23 (.540) record during the 2012-13 season and a first round playoff victory over the Bakersfield Jam before falling to the Santa Cruz Warriors in the semifinals. Prior to serving as head coach, Jenkins had served as an assistant coach with the Toros the previous four seasons, including their championship season in 2012 and back-to-back playoff appearances in 2009 and 2010.

He was selected as an assistant coach with the NBA D-League Select Team during the 2010 Las Vegas Summer League and was part of the 2009 and 2012 NBA D-League Western Conference All-Star coaching staff. In 2012, he served as an assistant coach for the San Antonio Spurs summer league team.

Prior to joining the Toros, Jenkins interned with the Spurs basketball operations department during the 2007-08 season.

He attended The Wharton School at the University of Pennsylvania, and earned a Bachelor of Science in Economics, while concentrating in Management and minoring in Psychology. Taylor and his wife, Chantall, live in Atlanta with their three sons, Alex, Jancarlos and Austin.

BASKETBALL STAFF

CHARLES LEE - ASSISTANT COACH

Charles Lee is in his third season as an assistant coach with the Hawks after spending the prior two years on the coaching staff at his alma mater, Bucknell.

In 2014-15, Lee was part of Mike Budenholzer's Eastern Conference All-Star coaching staff, as the Hawks recorded a franchise-record 60 wins – including a franchise-best 19-game win streak - en route to the club's first-ever appearance in the Eastern Conference Finals. Additionally, Budenholzer took home NBA Coach of the Year honors.

The 2006 Patriot League Player of the Year with the Bisons, Lee ranks 25th on the school's all-time scoring list. In 2015, he was named to the Patriot League 25th Anniversary team.

Lee was a co-captain in 2004-05 and 2005-06, and in both seasons Bucknell won Patriot League championships and went on to capture first-round victories in the NCAA Tournament. Lee recorded 15 points and eight rebounds in Bucknell's historic upset of third-seeded Kansas in the 2005 NCAA Tournament. That was the first NCAA win in Bucknell and Patriot League history.

After graduating with a degree in business management, the native of Gaithersburg, MD played professionally in Israel, Belgium and Germany.

Lee and his wife Lindsey live in Atlanta with daughters Corinne and Vivian. He was born November 11, 1984 in Washington, DC.

NEVEN SPAHIJA - ASSISTANT COACH

One of the top coaches in Europe, Neven Spahija joined Mike Budenholzer's coaching staff on August 4, 2014, and enters his third season.

In 2014-15, Spahija was part of Mike Budenholzer's Eastern Conference All-Star coaching staff, as the Hawks recorded a franchise-record 60 wins – including a franchise-best 19-game win streak - en route to the club's first-ever appearance in the Eastern Conference Finals. Additionally, Budenholzer took home NBA Coach of the Year honors.

Spahija, a Croatia native and former Croatian Coach of the Year with nearly 30 years international coaching experience, was head coach of Cibona Zagreb (Croatia) in 2013-14. From 2010-12, Spahija led Fenerbahce Ulker (Turkey), winning a Turkish Basketball League and Turkish Cup championship in 2010-11 after directing the club to a 27-3 regular season mark.

Spahija had previously guided Cibona from 2000-01, additionally serving as head coach for four other Euroleague teams since that time – Krka Novo Mesto (Slovenia), Lietuvos Rytas (Lithuania), Maccabi Tel Aviv (Israel) and Tau Ceramica (Spain).

He has won domestic league titles in six countries – Slovenia, Croatia, Lithuania, Spain, Israel and Turkey. Spahija has also been a head coach in Russia (Avtodor Saratov), Italy (Roseto) and Croatia (Gradine Pula). He won the 2009-10 Eurocup with Valencia (Spain), reached the finals of the 2003 ULEB Cup with Krka and the 2008 Euroleague Final Four with Tau Ceramica.

He has also spent time as head coach of the Croatian National team (2001-05) and the Under-22 National Team (2001). Spahija's Under-22 team won the silver medal in the 2001 World Championships in Japan, losing to the United States in the gold medal game.

BASKETBALL STAFF

BEN SULLIVAN - ASSISTANT COACH

In his third season as an assistant coach for the Hawks is Ben Sullivan.

In 2014-15, Sullivan was part of Mike Budenholzer's Eastern Conference All-Star coaching staff, as the Hawks recorded a franchise-record 60 wins – including a franchise-best 19-game win streak - en route to the club's first-ever appearance in the Eastern Conference Finals. Additionally, Budenholzer took home NBA Coach of the Year honors.

Sullivan came to the Hawks from the San Antonio Spurs, where he worked in basketball development and as an assistant video coordinator.

The Portland, OR native played collegiately at Cal-State Northridge and University of Portland, competing professionally in China, Germany and Chile following graduation.

Sullivan joined University of Portland's coaching staff in 2009, then was an assistant coach at Lewis & Clark College in Portland before joining the Spurs.

Sullivan was born March 19, 1984 in Boston, MA. He and his wife Bailee were married in 2014 in Portland, and they have a newborn daughter, Penny.

ATHLETIC PERFORMANCE TEAM

KEKE LYLES - EXECUTIVE DIRECTOR OF PLAYER PERFORMANCE

In his second season with the Hawks is Keke (pronounced kay-kay) Lyles, Atlanta's Executive Director of Player Performance. In his role, he is responsible for overseeing and directing the Athletic Performance Team, and developing personal health and performance plans for each of the players.

Lyles, who spent 2013-15 with the Golden State Warriors, served as Director of Atheltic Performance/ Assistant Coach. He joined the Warriors from the Minnesota Timberwolves, where he was the club's Strength and Conditioning Coach for two years. He also spent a season with the Indiana Pacers as an Assistant Strength Coach and completed an internship with the Boston Celtics.

A native of Redlands, CA, Lyles received both his Bachelor's Degree in Rehabilitation Science and his Doctorate of Physical Therapy from Northeastern University in Boston. He was Northeastern's Head Strength and Conditioning Coach for women's basketball from 2008-10 and was an assistant on the training staff of the men's basketball team from 2007-10.

Lyles and his wife, Jade, have a daughter, Baylie, and son, Griffin.

ART HORNE - HEAD ATHLETIC TRAINER

Art Horne is in his second season as Atlanta's Head Athletic Trainer.

Horne came to the Hawks from Northeastern University, where he was Director of Sports Performance, with oversight of the development and care of all varsity student-athletes, while also serving as Head Athletic Trainer and Strength and Conditioning Coach for the men's basketball team.

Horne holds certifications from both the American College of Sports Medicine and the National Strength and Conditioning Association. He has also served as a reviewer for Athletic Therapy Today, the professional journal of certified athletic trainers and athletic therapists, while continuing to lecture nationally on topics related to the benefits of training barefoot, ankle and foot mechanics, strength training, and the importance of prevention and integrated care within the sports performance model.

He received his Bachelor's Degree in Athletic Training and Physical Education with a teacher education certification from Canisius College (NY), and also holds a Master's Degree in Education from Boston University (MEd).

Horne and his wife Kate live in Decatur with their daughter Charlotte and their son Duncan.

MICHAEL RONCARATI - DIRECTOR OF REHABILITATION

Michael Roncarati is in his second season with the Hawks as the club's Director of Rehabilitation.

He served as the Strength and Conditioning Coach for the Golden State Warriors from 2013-15. Previously, Roncarati was a Physical Therapist and Strength and Conditioning Coach in Rhode Island.

A graduate of Northeastern University with a Doctor of Physical Therapy, he worked with the athletic training and strength and conditioning staff of the school's basketball and baseball teams.

A native of Cumberland, RI, Roncarati is a credentialed Certified Strength and Conditioning Specialist through the National Strength and Conditioning Association.

CHRIS CHASE - ATHLETIC PERFORMANCE COACH

Chris Chase is in his second season with the Hawks after being named the team's Athletic Performance Coach.

Chase was previously the Assistant Strength and Conditioning Coach of Olympic Sports for the University of Southern California from 2012-2015. From 2010-2011, he was the Assistant Strength Coach at the University of Rhode Island, Springfield College (MA) and at the American International College in Massachusetts.

An Enfield, Connecticut native, Chase received his undergraduate degree in Exercise Science in 2009 from the University of Connecticut. In 2011, he earned a Master's degree in Strength and Conditioning from Springfield College (MA).

COMMUNITY DEVELOPMENT

ATLANTA HAWKS FOUNDATION

The Atlanta Hawks Basketball Club believes every child deserves safe places to play. We also believe in the power of sports and the social, emotional and physical benefits they offer kids. That's why the Atlanta Hawks Foundation is delivering long-term, strategic improvements to existing programs in underserved communities.

We committed to building 25 basketball courts throughout Atlanta over five years. Additionally, we pledged free programming, providing basketball camp and clinic scholarships for kids in the most need. A little more than a year into this endeavor, we have completed eight courts with more than 600,000 Atlanta area residents having access. We have also provided scholarships for 25% of youth in our camps and clinics over the past two seasons.

When we open up access and create safe places for kids to play, we're telling them we care and we're invested in their long-term health and well-being. Each ribbon cutting and program we deliver unlocks endless potential and demonstrates the power of basketball to transform young peoples' lives and ultimately bring us all closer together.

To learn more about the Atlanta Hawks Foundation, visit www.hawks.com.

CORPORATE SOCIAL RESPONSIBILITY

There are few things that can unite and inspire the way sports can. The Atlanta Hawks Basketball Club is committed to using the power of its global NBA brand, players, alumni and staff to inspire and impact communities. These are a few of the ways that we are using basketball to build bridges in the community.

MAGICAL MOMENTS

In partnership with organizations such as Bert's Big Adventure and Sunshine on a Ranney Day, we create magical, once-in-a-lifetime moments for kids most in need.

FRONT OFFICE

COMMUNITY DEVELOPMENT

TRUE TO ATLANTA AWARD

The Atlanta Hawks True to Atlanta award recognizes individuals throughout metro Atlanta that are making a difference. During the regular season, we recognize these individuals for their charitable efforts and make a $1,000 donation to their charity of choice.

ATLANTA HAWKS ALUMNI

The Atlanta Hawks Basketball Club has a rich history, highlighted by the former players who donned a Hawks uniform. Through our Alumni program, the Hawks celebrate our storied history and engage our alumni in such community efforts as basketball camps and clinics, community service projects and unique fan experiences.

JASON COLLIER AWARD

The Atlanta Hawks proudly present the Jason Collier Memorial Trophy Award each season. Named after the late center that passed away in October 2005, the award is presented to the Atlanta Hawks player who best exemplifies the characteristics Collier displayed off the court as a community ambassador.

NBA CARES

NBA Cares is the league's global social responsibility program that builds on the NBA's mission of addressing important social issues. NBA Cares programs and participants have provided more than 3.7 million hours of hands-on service and created more than 1,040 places where kids and families can live, learn or play in communities around the world. The NBA also engages more than 12 million youth annually, inspiring play and teaching the values of the game. NBA Cares works with internationally recognized youth-serving programs that support education, youth and family development, and health-related causes, including: Thurgood Marshall College Fund, Special Olympics, YMCA of the USA, Boys & Girls Clubs of America, UNICEF, the Make-A-Wish Foundation, Share Our Strength and GLSEN.

FOR MORE INFORMATION ON THESE AND OTHER HAWKS PROGRAMS, VISIT WWW.HAWKS.COM.
YOU CAN ALSO FOLLOW HAWKS COMMUNITY ON TWITTER AND BECOME A FAN OF HAWKS IN THE COMMUNITY ON FACEBOOK.

Mike Scott
ATLANTA
32
SPALDING

PLAYERS
ATLANTA
43
43 Kris
HUMPHRIES

ROSTER

No.	Player	Pos.	Ht.	Wt.	Birthdate	Prior to NBA/Country	Yrs.
24	Kent Bazemore	G	6-5	201	07/01/89	Old Dominion/USA	4
95	DeAndre' Bembry	F	6-6	210	07/04/94	Saint Joseph's/USA	R
5	Malcolm Delaney	G	6-3	190	03/11/89	Virginia Tech/USA	R
10	Tim Hardaway Jr.	G	6-6	205	03/16/92	Michigan/USA	3
8	Dwight Howard	C	6-11	265	12/08/85	SW Atl. Chris. Acad. HS/USA	12
43	Kris Humphries	F	6-9	235	02/06/85	Minnesota/USA	12
30	Ryan Kelly	F	6-11	230	04/09/91	Duke/USA	3
26	Kyle Korver	G	6-7	212	03/17/81	Creighton/USA	13
4	Paul Millsap	F	6-8	246	02/10/85	Louisiana Tech/USA	10
31	Mike Muscala	F/C	6-11	240	07/01/91	Bucknell/USA	3
12	Taurean Prince	F	6-8	220	03/22/94	Baylor/USA	R
17	Dennis Schröder	G	6-1	172	09/15/93	NY Phantoms Braunschweig/Germany	3
32	Mike Scott	F	6-8	237	07/16/88	Virginia/USA	4
25	Thabo Sefolosha	G/F	6-7	220	05/02/84	Angelico Biella/Switzerland	10
11	Tiago Splitter	F/C	6-11	245	01/01/85	Caja Laboral/Brazil	6

HEAD COACH: Mike Budenholzer (Pomona College)
ASSISTANT COACHES: Darvin Ham (Texas Tech)
Taylor Jenkins (Pennsylvania)
Charles Lee (Bucknell)
Neven Spahija (Croatia)
Ben Sullivan (Portland)
EXECUTIVE DIRECTOR OF PLAYER PERFORMANCE: Keke Lyles (Northeastern)
ATHLETIC TRAINER: Art Horne (Canisius)
DIRECTOR OF REHABILITATION: Mike Roncarati (Northeastern)
ATHLETIC PERFORMANCE COACH: Chris Chase (Connecticut)

PRONUNCIATION GUIDE

Dennis Schröder	SHROO-derr	Mike Budenholzer	BOO-den-holzer
Thabo Sefolosha	TA-bow sef-a-LOW-sha	Neven Spahija	spa-HE-ah

2016-17 SCHEDULE (All Times Eastern)

PRESEASON

October 6	Atlanta at Memphis @ Memphis, TN (FedEx Forum)	8:00 PM
October 8	Atlanta at San Antonio @ San Antonio, TX (AT&T Center)	8:30 PM
October 10	Cleveland at Atlanta @ Atlanta, GA (Philips Arena)	7:30 PM
October 13	Detroit at Atlanta @ Atlanta, GA (Philips Arena)	7:30 PM
October 16	Atlanta at Orlando @ Orlando, FL (Amway Arena)	6:00 PM
October 18	New Orleans at Atlanta @ Atlanta, GA (Philips Arena)	7:30 PM
October 20	Atlanta at Chicago @ Omaha, NE (CenturyLink Center)	8:00 PM

REGULAR SEASON

OCTOBER (3)			
Thu 27	WASHINGTON	(FSSE)	7:30
Sat 29	@ Philadelphia	(FSSE)	12:30
Mon 31	SACRAMENTO	(FSSE)	7:30
NOVEMBER (16)			
Wed 2	LA LAKERS	(FSSE)	7:30
Fri 4	@ Washington	(FSSE)	7:00
Sat 5	HOUSTON	(FSSE)	7:30
Tue 8	@ Cleveland	(FSSE/NBA)	7:00
Wed 9	CHICAGO	(FSSE)	7:30
Sat 12	PHILADELPHIA	(FSSE)	7:30
Tue 15	@ Miami	(FSSE)	7:30
Wed 16	MILWAUKEE	(FSSE)	7:30
Fri 18	@ Charlotte	(FSSE)	7:00
Sun 20	@ New York	(FSSE)	12:00
Tue 22	NEW ORLEANS	(FSSE/NBA)	7:30
Wed 23	@ Indiana	(FSSE)	7:00
Fri 25	@ Utah	(FSSE)	8:00
Sun 27	@ LA Lakers	(FSSE)	9:30
Mon 28	@ Golden State	(FSSE)	10:30
Wed 30	@ Phoenix	(FSSE)	9:00
DECEMBER (14)			
Fri 2	DETROIT	(FSSE)	8:00
Sat 3	@ Toronto	(FSSE)	7:30
Mon 5	OKLAHOMA CITY	(FSSE)	7:30
Wed 7	MIAMI	(FSSE)	7:30
Fri 9	@ Milwaukee	(FSSE)	8:00
Tue 13	ORLANDO	(FSSE)	7:30
Fri 16	@ Toronto	(FSSE)	7:30
Sat 17	CHARLOTTE	(FSSE)	7:30
Mon 19	@ Oklahoma City	(FSSE)	8:00
Wed 21	MINNESOTA	(FSSE)	7:30
Fri 23	@ Denver	(FSSE)	9:00
Mon 26	@ Minnesota	(FSSE)	8:00
Wed 28	NEW YORK	(FSSE)	7:30
Fri 30	DETROIT	(FSSE)	8:00
JANUARY (15)			
Sun 1	SAN ANTONIO	(FSSE/NBA)	6:00
Wed 4	@ Orlando	(FSSE)	7:00
Thu 5	@ New Orleans	(FSSE)	8:00
Sat 7	@ Dallas	(FSSE)	8:30
Tue 10	@ Brooklyn	(FSSE)	7:30
Fri 13	BOSTON	(ESPN)	8:00
Sun 15	MILWAUKEE	(FSSE)	3:00
Mon 16	@ New York (%)	(FSSE/NBA)	1:00
Wed 18	@ Detroit	(FSSE/ESPN)	8:00
Fri 20	CHICAGO	(FSSE)	8:00
Sat 21	PHILADELPHIA	(FSSE)	7:00
Mon 23	LA CLIPPERS	(FSSE)	7:30
Wed 25	@ Chicago	(FSSE)	8:00
Fri 27	WASHINGTON	(FSSE)	8:00
Sun 29	NEW YORK	(FSSE)	3:00
FEBRUARY (11)			
Wed 1	@ Miami	(FSSE)	7:30
Thu 2	@ Houston	(TNT)	8:00
Sat 4	ORLANDO	(FSSE)	7:00
Mon 6	UTAH	(FSSE)	7:30
Wed 8	DENVER	(FSSE)	7:30
Fri 10	@ Sacramento	(FSSE)	10:30
Mon 13	@ Portland	(TNT)	10:30
Wed 15	@ LA Clippers	(FSSE)	10:30
Fri 24	MIAMI	(FSSE)	8:00
Sat 25	@ Orlando	(FSSE)	7:00
Mon 27	@ Boston	(FSSE)	7:30
MARCH (16)			
Wed 1	DALLAS	(FSSE)	7:30
Fri 3	CLEVELAND	(FSSE)	8:00
Sun 5	INDIANA	(FSSE)	3:00
Mon 6	GOLDEN STATE	(FSSE)	7:30
Wed 8	BROOKLYN	(FSSE)	7:30
Fri 10	TORONTO	(FSSE)	8:00
Sat 11	@ Memphis	(FSSE)	9:00
Mon 13	@ San Antonio	(TNT)	8:00
Thu 16	MEMPHIS	(FSSE)	7:30
Sat 18	PORTLAND	(FSSE)	6:00
Mon 20	@ Charlotte	(FSSE)	7:00
Wed 22	@ Washington	(FSSE/ESPN)	8:00
Fri 24	@ Milwaukee	(FSSE/NBA)	8:00
Sun 26	BROOKLYN	(FSSE)	1:00
Tue 28	PHOENIX	(FSSE)	7:30
Wed 29	@ Philadelphia	(FSSE)	7:00
APRIL (7)			
Sat 1	@ Chicago	(FSSE/NBA)	5:00
Sun 2	@ Brooklyn	(FSSE)	6:00
Thu 6	BOSTON	(TNT)	8:00
Fri 7	@ Cleveland	(FSSE/NBA)	7:00
Sun 9	CLEVELAND	(FSSE/NBA)	3:30
Tue 11	CHARLOTTE	(FSSE)	7:30
Wed 12	@ Indiana	(FSSE/ESPN)	8:00

(% MLK Holiday)

TELEVISION

(FSSE) FOX Sports Southeast
(NBA) NBA TV
(ESPN) NBA on ESPN
(TNT) NBA on TNT

RADIO

Kent Bazemore

HEIGHT: 6-5
WEIGHT: 201
COLLEGE: Old Dominion
HIGH SCHOOL: Bertie, Windsor, NC
BIRTHPLACE: Kelford, North Carolina
BIRTHDATE: July 1, 1989 AGE: 27

NBA EXPERIENCE: 4 years
CURRENT NBA SEASON: 5th

GUARD
24

HOW KENT JOINED THE HAWKS: Re-signed to a multi-year contract with the Hawks on July 7, 2016 • Signed as a free agent by the Hawks on September 23, 2014 • Originally signed with Golden State as a free agent on July 26, 2012 • Acquired by the Lakers, along with MarShon Brooks, from the Warriors in exchange for Steve Blake on February 19, 2014.

LAST SEASON (2015-16): Played in 75 games (68 starts), and put up 11.6 points, 5.1 rebounds, 2.3 assists and 1.3 steals in 27.8 minutes (.441 FG%, .357 3FG%, .815 FT%) • Ranked 35th in the NBA in spg • Scored in double-figures 41 times, including 11 20-point efforts • Had four double-digit rebounding games and one double-double (the first of his career) • Led the team in scoring 10 times, rebounds on 11 occasions and assists three times • Posted single season career-highs in ppg, rpg, apg, spg, bpg, FG%, FT%, FGM (320), 3FGM (109), FTM (123), games played (tied) and starts • Ranked second on the club in spg and FT%, third in rpg and 3FGM, fourth in ppg and 3FG%, and fifth in apg and FGM • Blocked a career-best three shots, adding seven points, 12 rebounds and six assists v/Cle (4/1) • Set career-highs in rebounds (13) and minutes (41) v/Orl (2/8) • Tallied 15 points, a career-best tying eight assists, three steals and one rebound v/Ind (2/5) • Recorded 26 points, four assists, three rebounds and two steals (7-13 FGs, 5-9 3FGs, 7-8 FTs) @Hou (12/29), setting career-highs in 3FGM and FTM • Had 28 points, five rebounds, two assists, one steal and one block (11-18 FGs, 3-7 3FGs, 3-3 FTs) v/Mia (12/14), posting career-highs in points and FGM • Also tied career-best of five 3FGM @Cle (4/11) • Missed five games (11/17-11/25) due to a right ankle sprain and one contest (3/17) due to a right knee bone bruise • **SEASON HIGHS:** 28 pts v/MIA (12/14), 13 rebs v/ORL (2/8), 8 assts v/IND (2/5), 5 stls (2x), 3 blks v/CLE (4/1), 11 FGM v/MIA (12/14), 5 3FGM (2x), 7 FTM @HOU (12/29), 41 mins v/ORL (2/8).

PROFESSIONAL CAREER: In four seasons with Golden State, LA Lakers and the Hawks, has appeared in 278 games (93 starts), averaging 6.4 points, 2.7 rebounds and 1.3 assists in 16.5 minutes (.430 FG%, .351 3FG%, .683 FT%) • In first season with Hawks in **2014-15**, averaged 5.2 points, 3.0 rebounds and 1.0 assists in 17.6 minutes (.426 FG%, .364 3FG%, .600 FT%) in 75 games (10 starting assignments) • Scored in double-figures 15 times, including one 20-point night • Tallied 10.2 points, 4.8 rebounds, 1.8 assists and 1.4 steals in 31.5 minutes (.393 FG%, .306 3FG%, .618 FT%) as a starter • Put in a season-best 20 points (7-14 FGs, 3-7 3FGs, 3-4 FTs) in 33 minutes @CHA (3/28), while posting five rebounds, two assists and one steal • Split time between Golden State and the LA Lakers in **2013-14**, appearing in 67 games (15 starts) and averaging 6.0 points, 1.7 rebounds and 1.4 assists in 13.6 minutes (.429 FG%, .336 3FG%, .606 FT%) • In 23 contests after trade to the Lakers (15 starts), numbers rose to 13.1 points, 3.3 rebounds, 3.1 assists and 1.4 steals in 28.0 minutes, knocking down .451 FGs, .371 3FGs and .644 FTs • In his starts, averaged 13.5 points, 3.5 rebounds, 3.0 assists and 1.3 steals in 28.9 minutes (.444 FG%, .373 3FG%, .655 FT%) • Scored in double figures 22 times (three 20-or-more games), including 20 with the Lakers • Knocked down 33 3FGM in his 23 games with L.A., after making 20 in his career to that point • Appeared in two games with Santa Cruz of the NBA Development League, averaging 19.0 points, 4.0 rebounds, 3.5 assists, 2.0 steals and 1.0 blocks in 32.5 minutes • As a rookie with the Warriors in **2012-13**, put up 2.0 points in 4.4 minutes (61 games) • Scored in double digits twice • Made his NBA debut on 11/9 @LAL, finishing with two rebounds, one assist and two blocks in six minutes • In five separate stints with Santa Cruz of the NBA D-League, totaled 21.6 points, 7.6 rebounds, 2.8 assists and 4.4 steals, hitting .448 FGs and .407 3FGs in 34.0 minutes.

PLAYOFF HISTORY: Has played in 35 career playoff games (12 starts) with the Hawks and Golden State, averaging 5.9 points, 3.5 rebounds and 1.0 assists in 18.4 minutes (.375 FG%, .632 FT%) • Started all 10 playoff games for the Hawks in 2016, and averaged 11.9 points, 6.6 rebounds, 1.9 assists and 1.5 steals in 32.5 minutes (.364 FG%, .682 FT%) • Scored in double-figures six times, including two 20-point games • Scored a postseason career-high 23 points and added eight rebounds, two blocks and one steal v/Bos (4/16) • Recorded first career playoff double-double with 16 points and a post-season career-high 12 rebounds, while posting four assists and two steals @Cle (5/2) • Saw action in all 16 postseason contests (two starts) for Atlanta in 2015, putting up 5.4 points and 3.3 rebounds in 19.0 minutes (.423 FG%, .677 FT%), while scoring in double-figures four times • Recorded 10.8 points, 5.3 rebounds, 1.5 assists and 1.0 steals in 26.4 minutes in the Eastern Conference Finals (four games) against Cleveland • Appeared in nine playoff games with the Warriors in 2013, and compiled two points, five rebounds, two assists and a steal in 16 total minutes • **CAREER PLAYOFF HIGHS:** 23 pts v/BOS (4/16/16), 12 rebs @CLE (5/2/16), 4 assts (2x), 3 stls (2x), 8 FGM @BOS (4/22/16), 4 3FGM v/BOS (4/26/16), 8 FTM v/BOS (4/16/16), 43 mins @CLE (5/24/15).

COLLEGIATE CAREER: Appeared in a school-record 140 games (starting 103) in four years at Old Dominion, finishing with career numbers of 10.1 points, 4.6 rebounds, 2.7 assists and 1.8 steals in 26.3 minutes (.447 FG%, .581 FT%) • In his final season (2011-12), put in 15.4 points, 6.1 rebounds, 3.1 assists and 2.1 steals in 31.5 minutes (.407 FG%, .632 FT%) • Is the Conference's all-time leader in steals (250) • Won the Lefty Driesell Award as the nation's top defender after his junior season (2010-11) and was the Colonial Athletic Association Defensive Player of the Year as both a junior and senior • Was part of the winningest class in school history, earning 101 career wins, two conference titles and the inaugural CollegeInsider.com Postseason Tournament (CIT) title.

PERSONAL INFO: Full name is Kenneth Lamont Bazemore, Jr. and parents are Kenneth and Glynis Bazemore • Has a brother, WyKevin, who was a four-time All-CIAA performer at Winston-Salem State • Formed the ARMS Foundation, which aims to promote, motivate and inspire the next generation of leaders • Majored in human services and criminal justice at ODU • Favorite TV show is "The Blacklist," while his favorite author is Vince Flynn • Former AAU teammate of current Hawks teammate Mike Scott • Named North Carolina Coastal Conference Player of the Year as a senior at Bertie High School, and Roanoke-Chowan Player of the Year his final two years • On Twitter @24Bazemore and Instagram @24baze.



CAREER HIGHS

Points	FGM	FGA	3FGM	3FGA	FTM	FTA	Rebounds	Assists	Steals	Blocks	Minutes
28	11	19	5	9	7	10	13	8	6	3	41
12/14/15	12/14/15	2/25/14	Two	Two	12/29/15	3/6/14	2/8/16	Two	3/9/14	4/1/16	2/8/16
v/MIA	v/MIA	@IND	Times	Times	@HOU	v/LAC	v/ORL	Times	v/SAS	v/CLE	v/ORL

CAREER STATS

NBA REGULAR SEASON

YEAR, TEAM	GP	MINS	FGM	FGA	PCT.	FTM	FTA	PCT.	REBOUNDS OFF	REBOUNDS DEF	REBOUNDS TOT	AST	PF	DQ	STL	BLK	PTS	AVG
12-13, GSW	61	267	43	116	.371	27	44	.614	5	17	22	22	27	0	17	4	123	2.0
13-14, GSW-LAL	67	911	147	343	.429	66	109	.606	10	107	117	91	102	0	43	13	403	6.0
14-15, ATL	75	1324	141	331	.426	60	100	.600	21	201	222	78	127	0	52	33	390	5.2
15-16, ATL	75	2083	320	725	.441	123	151	.815	28	351	379	171	176	2	210	88	872	11.6
4 YR. TOT	278	4585	320	725	.430	276	404	.683	64	676	740	362	432	2	210	88	1788	6.4

THREE-POINT FIELD GOALS IN 12-13: 10-34 (.294)
THREE-POINT FIELD GOALS IN 13-14: 43-128 (.336)
THREE-POINT FIELD GOALS IN 14-15: 48-132 (.364)
THREE-POINT FIELD GOALS IN 15-16: 109-305 (.357)
CAREER THREE-POINT FIELD GOALS: 210-599 (.351)

NBA PLAYOFFS

YEAR, TEAM	GP	MINS	FGM	FGA	PCT.	FTM	FTA	PCT.	REBOUNDS OFF	REBOUNDS DEF	REBOUNDS TOT	AST	PF	DQ	STL	BLK	PTS	AVG
12-13, GSW	9	16	1	8	.125	0	4	.000	1	4	5	2	3	0	1	0	2	0.2
14-15, ATL	16	303	30	71	.423	21	31	.667	3	50	53	13	25	0	11	9	87	5.4
15-16, ATL	10	325	44	121	.364	15	22	.682	8	58	66	19	14	0	14	6	119	11.9
3 YR. TOT	35	644	75	200	.375	36	57	.632	12	112	124	34	42	0	26	15	208	5.9

THREE-POINT FIELD GOALS IN 12-13: 0-1 (.000)
THREE-POINT FIELD GOALS IN 14-15: 6-28 (.214)
THREE-POINT FIELD GOALS IN 15-16: 16-61 (.262)
PLAYOFF THREE-POINT FIELD GOALS: 22-90 (.244)

DeAndre' Bembry

HEIGHT: 6-6
WEIGHT: 210
COLLEGE:
HIGH SCHOOL:
BIRTHPLACE:
BIRTHDATE:

NBA EXPERIENCE: Rookie
CURRENT NBA SEASON: 1st
Saint Joseph's
St. Patrick, Elizabeth, New Jersey
Charlotte, North Carolina
July 4, 1994 AGE: 22

FORWARD
95

HOW DEANDRE' JOINED THE HAWKS: Selected by the Hawks in the first round (21st overall) of the 2016 NBA Draft • Signed to a contract by Atlanta on July 15, 2016.

SUMMER LEAGUE: Played in five games (all starts) for the Hawks at the 2016 Las Vegas Summer League, and averaged 10.4 points, 5.0 rebounds, 3.8 assists and 1.6 steals in a team-high 26.8 minutes (.432 FG%).

COLLEGIATE CAREER: Played in 101 career games (100 starts) in three seasons at St. Joseph's, averaging 15.7 points, 6.7 rebounds, 3.6 assists and 1.4 steals in 36.1 minutes (.457 FG%, .312 3FG%, .628 FT%) • Named a three-year captain at St. Josephs • As a junior (**2015-16)** appeared in 36 games (35 starts) and put in 17.4 points, 7.8 rebounds, 4.5 assists and 1.4 steals in 37.3 minutes (.479 FG%, .657 FT%) • Named the Atlantic 10 Player of the Year and Big 5 Player of the Year • Garnered All-League, All-Defensive Team and All-Tournament honors for the conference • Awarded AP Honorable Mention All-American and was selected to the NABC and USBWA All-District teams • Started all 31 games as a sophomore **(2014-15),** and averaged 17.7 points, 7.7 rebounds, 3.6 assists and 1.9 steals in 38.6 minutes (.432 FG%, .327 3FG%, .638 FT%) • First SJU player to win the conference's scoring title • Led the nation in minutes played per game • Named a First Team All-League selection and was chosen to the NABC and USBWA All-District teams • Started all 34 games as a freshman (**2013-14**), posting 12.1 points, 4.5 rebounds and 2.7 assists in 32.6 minutes (.458 FG%, .346 FG%) • Awarded the Atlantic 10 Co-Rookie of the Year, the Big 5 Rookie of the Year and named to the A-10 All-Rookie Team.

PERSONAL INFO: Born in Charlotte, North Carolina • Son of Essence Bembry • Wearing uniform No. 95 in memory of his brother Adrian Potts, who passed away just prior to the draft • First player in NBA history to wear that number • Moved to New Jersey where he attended the Patrick School • Tallied over 1,000 career points in high school and was named the 2013 Union County Player of the Year after averaging 21.8 points and 9.0 rebounds as a senior • Was a nominee for the 2013 McDonald's All-American Team and participated in the 2013 Jordan Brand Classic • Majored in sports marketing • On Twitter @ColderThan_Fire and Instagram @fearthefro95.

CAREER STATS

COLLEGIATE CAREER

YEAR, TEAM	GP	MINS	FGM	FGA	PCT.	FTM	FTA	PCT.	REBOUNDS OFF	REBOUNDS DEF	REBOUNDS TOT	AST	PF	DQ	STL	BLK	PTS	AVG
13-14, SJU	34	1107	143	312	.458	91	156	.583	37	116	153	92	88	2	32	19	413	12.2
14-15, SJU	31	1197	199	461	.432	102	160	.637	49	161	240	111	73	2	60	29	550	17.7
15-16, SJU	36	1341	238	497	.479	117	178	.657	51	228	279	161	88	0	51	30	627	17.4
3 YR. TOT	101	3645	580	1270	.457	310	494	.628	137	535	672	364	249	4	143	78	1590	15.7

THREE-POINT FIELD GOALS IN 13-14: 36-104 (.346)
THREE-POINT FIELD GOALS IN 14-15: 50-153 (.327)
THREE-POINT FIELD GOALS IN 15-16: 34-128 (.266)
CAREER THREE-POINT FIELD GOALS: 120-385 (.312)

Malcolm Delaney

HEIGHT: 6-3
WEIGHT: 190
COLLEGE: Virginia Tech
HIGH SCHOOL: Towson Catholic, Towson, MD
BIRTHPLACE: Baltimore, Maryland
BIRTHDATE: March 11, 1989 AGE: 27

NBA EXPERIENCE: Rookie
CURRENT NBA SEASON: 1st

GUARD
5

HOW MALCOLM JOINED THE HAWKS: Signed to a multi-year contract by the Hawks as a free agent on July 15, 2016.

LAST SEASON (2015-16): Averaged 14.6 points, 4.9 assists and 3.6 rebounds in 31.0 minutes (.411 FG%, .367 3FG%, .870 FT%) in 59 games (all starts) for the Russian team Lokomotiv Kuban in Euroleague and VTB United League competition • Played in 31 games in the Euroleague and put in 16.3 points, 5.5 assists and 3.4 rebounds in 33.3 minutes (.427 FG%, .402 3FG%, .851 FT%) • Appeared in 28 games in VTB United League, recording 12.8 points, 4.3 assists, 3.9 rebounds and 1.0 steals in 28.4 minutes (.391 FG%, .317 3FG%, .899 FT%) • Named to the All-Euroleague First Team • Led Lokomotiv to the 2016 Euroleague Final Four where they finished in third place • Scored a Euroleague career-high 31 points (11-15 FGs, 5-9 3FGs, 4-5 FTs) and added eight assists and two rebounds vs. Cadevita Zagreb (12/30) • Recorded a Euroleague career-high 11 assists, while posting seven points and four rebounds vs. Pinar Karsiyaka Izmir (12/10) • Tallied 21 points (6-12 FGs, 4-6 3FGs, 5-6 FTs), five rebounds, four assists and a Euroleague career-best four steals vs. Baskonia Vitoria Gasteiz (5/15).

INTERNATIONAL CAREER: Appeared in 301 games in five seasons for Elan Chalon (France), BC Budivelnyk (Ukraine), FC Bayern Munich (Germany) and Lokomotiv Kuban (Russia), averaging 14.0 points, 4.2 assists, 3.6 rebounds and 1.1 steals in 30.3 minutes (.408 FG%, .368 3FG%, .849 FT%) • Played in 51 games (50 starts) in first season with Lokomotiv Kuban in **2014-15,** and averaged 13.6 points, 4.5 assists, 3.4 rebounds and 1.1 steals in 30.2 minutes (.413 FG%, .367 3FG%, .879 FT%) • Posted 12.8 points, 4.2 assists, 3.8 rebounds and 1.1 steals in 30.6 minutes (.389 FG%, .364 3FG%, .899 FT%) while starting all 17 games for Lokomitiv Kuban in Eurocup play • Played in 34 games (33 starts) in VTB United League action and averaged 14.0 points, 4.6 assists, 3.2 rebounds and 1.0 steals in 30.0 minutes (.425 FG%, .369 3FG%, .870 FT%) • Playing for FC Bayern Munich in **2013-14**, averaged 12.3 points, 4.4 assists and 3.3 rebounds in 27.3 minutes (.401 FG%, .369 3FG%, .868 FT%) in 70 games (69 starting assignments) • Awarded the German Bundesliga MVP and Finals MVP and led the club to the German Bundesliga championship • In German BBL competition, recorded 11.4 points, 4.3 assists and 3.3 rebounds in 26.7 minutes (.399 FG%, .357 3FG%, .879 FT%) in 46 games (45 starts) • Started all 24 games in Eurocup competition and averaged 13.9 points, 4.5 assists and 3.4 rebounds in 28.4 minutes (.405 FG%, .385 3FG%, .847 FT%) • Started all 68 games for BC Budivelnyk of the Ukrainian Basketball SuperLeague in **2012-13**, tallying 14.9 points, 4.4 rebounds, 3.7 assists and 1.2 steals in 32.4 minutes (.417 FG%, .332 3FG%, .798 FT%) • Named Ukrainian SuperLeague MVP and All-Eurocup First Team, while helping the team win the Ukrainian SuperLeague championship • Started international career playing for Elan Chalon in **2011-12,** and averaged 14.5 points, 3.6 assists, 3.2 rebounds and 1.3 steals in 31.0 minutes (.398 FG%, .412 3FG%, .852 FT%) in 53 games (52 starts) • Helped the club to the French LNB Pro A title and the French Leaders Cup • Played in 35 games (34 starts) in French LNB Pro A play, and posted 15.0 points, 3.3 assists, 3.1 rebounds and 1.2 steals in 31.1 minutes (.397 FG%, .412 3FG%, .860 FT%).

COLLEGIATE CAREER: Appeared in 136 games (125 starts) in four years at Virginia Tech, finishing with career numbers of 16.6 points, 4.0 assists, 3.5 rebounds and 1.3 steals in 34.5 minutes (.401 FG%, .363 3FG%, .845 FT%) • Named to the First-team All-ACC twice (2010, 2011) and Third-team once (2009) • Finished in second place all-time at Virginia Tech with 543 career assists, and third with 2,255 career points • Set school records for career free-throws made (721), attempted (853), percentage (.845), career minutes played (4,688), and career three-pointers attempted (727) • As a senior **(2010-11)**, averaged 18.7 points, 4.0 assists, 3.5 rebounds and a career-best 1.6 steals in 38.2 minutes (.420 FG%, career-high .408 3FG%, .850 FT%) in 34 games (all starts) • Led the team in scoring (637), assists (137) and steals (56) • Named to the Second-team All-ACC Tournament • Started all 33 games as a junior **(2009-10)**, and posted a career-best 20.2 points, 4.5 assists, 3.7 rebounds and 1.2 steals in 35.7 minutes (.387 FG%, .306 3FG%, .842 FT%) • Led the ACC in scoring and was a honorable mention All-American by the Associated Press • Selected as the Virginia Tech Most Valuable Player • Scored in double-figures 28 times, including 19 contests with at least 20 points • Started all 34 games as a sophomore **(2008-09)**, and averaged 18.1 points, 4.5 assists, 4.0 rebounds and 1.5 steals in 36.9 minutes (.385 FG%, .354 3FG%, career-high .869 FT%) • Scored 15-or-more points 25 times, including 12 games with 20-plus points • Second on the team in scoring, averaging 18.1 ppg • Ranked among the ACC leaders in scoring (6th, 18.1 ppg), assists (5th, 4.5 apg), free throw percentage (3rd, 86.9%) and minutes played (2nd, 36.9) • As a freshman **(2007-08)**, averaged 9.6 points, 3.1 assists and 2.9 rebounds in 27.3 minutes (.420 FG%, .402 3FG%, .787 FT%) in 35 games (24 starts) • Finished second on the team in assists, fourth in scoring and minutes, and fifth in rebounding • Scored in double-figures in 15 games and led the team in scoring three times.

PERSONAL INFO: Full name is Malcolm Hakeem Delaney • Son of Vincent, Jr. and Patricia Delaney • Has one older brother named Vincent • Favorite TV shows are "The Wire," "Boardwalk Empire" and "Suits" • Favorite movies are "He Got Game," "Training Day" and "Friday" • Majored in apparel, housing, resource management/consumer studies • On Twitter @foe23 and Instagram @foe2304.



CAREER STATS

INTERNATIONAL CAREER

YEAR, TEAM	GP	MINS	FGM	FGA	PCT.	FTM	FTA	PCT.	REBOUNDS OFF	REBOUNDS DEF	REBOUNDS TOT	AST	PF	DQ	STL	BLK	PTS	AVG
11-12, CHALON	53	1643	214	538	.398	230	270	.852	37	133	170	188	134		70	3	766	14.5
12-13, BUDIVELNIK	68	2205	306	734	.417	308	386	.798	62	238	300	253	199		80	8	1019	15.0
13-14, BAYERN	70	1908	236	588	.401	296	341	.868	42	191	233	306	206		58	5	859	12.3
14-15, KUBAN	51	1539	207	501	.413	189	215	.879	31	141	172	229	153		54	2	694	13.6
15-16, KUBAN	59	1826	249	606	.411	255	293	.870	29	185	214	291	176		56	1	863	14.6
5 YR. TOT	301	9121	1212	2967	.408	1278	1505	.849	201	888	1089	1267	868		318	19	4201	14.0

THREE-POINT FIELD GOALS IN 11-12: 108-262 (.412)
THREE-POINT FIELD GOALS IN 12-13: 99-298 (.332)
THREE-POINT FIELD GOALS IN 13-14: 92-249 (.369)
THREE-POINT FIELD GOALS IN 14-15: 87-237 (.367)
THREE-POINT FIELD GOALS IN 15-16: 110-300 (.367)
CAREER THREE-POINT FIELD GOALS: 496-1346 (.368)

Tim Hardaway Jr.

HEIGHT: 6-6
WEIGHT: 205
COLLEGE: Michigan
HIGH SCHOOL: Miami Palmetto Senior, Pinecrest, FL
BIRTHPLACE: Miami, Florida
BIRTHDATE: March 16, 1992 AGE: 24

NBA EXPERIENCE: 3 years
CURRENT NBA SEASON: 4th

GUARD
10

HOW TIM JOINED THE HAWKS: Acquired from the New York Knicks on June 25, 2015 in exchange for the draft rights to Jerian Grant, the 19th pick in the 2015 NBA Draft • Originally selected by the Knicks in the first round (24th overall) of the 2013 NBA Draft as an early-entry candidate.

LAST SEASON (2015-16): Played in 51 games (one start) and averaged 6.4 points, 1.7 rebounds and 1.0 assists in 16.9 minutes (.430 FG%, .338 3FG%, .893 FT%) • Scored in double-figures 12 times, including two 20-point games (in back-to-back contests 3/17-3/19) • Made his first start as a Hawk v/DEN (3/17), finishing with a season-best 21 points, a career-high tying seven rebounds, four assists and one steal in 30 minutes (6-11 FGs, 2-4 3FGs, 7-8 FTs) • Tied a career-high with two blocks v/TOR (4/7), also ending the night with 11 points, one rebounds and one steal • Had two four-point plays • Assigned to the NBA D-League on two occasions (once with Canton and once with Austin), averaging 18.8 points, 2.6 rebounds and 2.0 assists (.413 FG%, .324 3FG%, .882 FT%) in five games • **SEASON HIGHS:** 21 pts v/DEN (3/17), 7 rebs (2x), 4 assts (2x), 2 stls (3x), 2 blks v/TOR (4/7), 7 FGM v/HOU (3/19), 5 3FGM v/HOU (3/19), 7 FTM v/DEN (3/17), 30 mins v/HOU (3/17).

PROFESSIONAL CAREER: Has appeared in 202 games (32 starts) in three seasons with New York and Atlanta, and holds career averages of 9.7 points, 1.8 rebounds and 1.2 assists in 21.9 minutes (.412 FG%, .350 3FG%, .826 FT%) • In **2014-15** with New York, averaged 11.5 points, 2.2 rebounds and 1.8 assists in 24.0 minutes (.389 FG%, .342 3FG%, .801 FT%) in 70 games (30 starting assignments) • Scored in double-figures 41 times, including 10 20-point contests • Tallied 14.3 points, 2.8 rebounds and 2.4 assists in 30.0 minutes (.384 FG%, .337 3FG%, .758 FT%) as a starter • Recorded a career-high in FTM (nine) v/Tor (12/14) • Scored a season-best 25 points (9-17 FGs, 5-8 3FGs, 2-2 FTs) and tallied six rebounds, five assists and one block in 35 minutes @CHA (1/24) • In **2013-14,** saw action in 81 games (one start) posting averages of 10.2 points and 1.5 rebounds in 23.1 minutes (.428 FG%, .363 3FG%, .828 FT%) • Scored in double-figures 40 times, including nine 20-point games • Recorded career-highs in points (29), FGM (11) and 3FGM (six), while adding three rebounds and one assist in 30 minutes off the bench v/CLE (1/30) • Set the Knicks rookie single-season mark for 3FGM (130) • Ranked fourth among NBA rookies in scoring, second in FT%, third in 3FG%, fifth in FG% and sixth in minutes • Scored a game-high 36 points in 24 minutes at the 2014 BBVA Compass Rising Stars Challenge at All-Star Weekend in New Orleans • Named to the NBA All-Rookie First Team and finished fifth in media balloting for KIA NBA Rookie of the Year.

PLAYOFF HISTORY: Played in nine games for the Hawks in the 2016 postseason, averaging 2.2 points and 1.0 rebounds in 9.7 minutes • **PLAYOFF CAREER HIGHS:** 7 pts @BOS (4/28/16), 3 rebs (2x), 2 assts (3x), 1 blk v/BOS (4/16/16), 3 FGM @BOS (4/28/16), 1 3FGM (2x), 2 FTM v/CLE (5/6/16), 18 mins v/BOS (4/26/16).

COLLEGIATE CAREER: Appeared in 107 games (all starts) in three years at Michigan, finishing with career numbers of 14.3 points, 4.1 rebounds and 2.1 assists in 33.3 minutes (.425 FG%, .343 3FG%, .724 FT%) • Put in 14.5 points, 4.7 rebounds and 2.4 assists in 34.8 minutes (.437 FG%, .374 3FG%, .694 FT%) in 38 games as a junior **(2012-13)** • Named to the All-Big Ten first team by the coaches, the NABC District 7 first team and the USBWA's All-District V Team • Twice named Big Ten Player of the Week (11/12, 1/21) • Helped the Wolverines to the NCAA Tournament National Championship game • As a sophomore **(2011-12)** played 34 games, averaging 14.6 points, 3.8 rebounds and 2.1 assists in 34.2 minutes (.418 FG%, .715 FT%) • An All-Big Ten Third Team selection by the coaches and media • Helped Michigan to its first Big Ten title in 26 years • As a freshman **(2010-11)**, tallied 13.9 points, 3.8 rebounds, 1.7 assists and 1.0 steals in 30.7 minutes (.420 FG%, .367 3FG%, .765 FT%) in 34 contests • Named to the Big Ten All-Freshman team by the conference coaches and media.

CAREER HIGHS

Points	FGM	FGA	3FGM	3FGA	FTM	FTA	Rebounds	Assists	Steals	Blocks	Minutes
29	11	19	6	12	9	9	7	5	3	2	45
1/30/14	1/30/14	Two	1/30/14	1/30/14	12/14/14	Two	Four	Four	Four	Three	2/21/14
v/CLE	v/CLE	Times	v/CLE	v/CLE	v/TOR	Times	Times	Times	Times	Times	@ORL

Hawks.com /Hawks @ATLHawks

PERSONAL INFO: Born in Miami, FL • Full name is Timothy Duane Hardaway Jr. • Son of five-time NBA All-Star and current Pistons Assistant Coach Tim Hardaway • Lists his father along with Michael Jordan, Vince Carter and Tracy McGrady as his favorite players growing up • Member of 2014 USA Men's Select Team that trained with the 2014 USA Basketball Men's National Team in Las Vegas • Three-time All-City performer at Miami Palmetto HS • Played with Team USA at the 2011 FIBA U19 World Championships, averaging 9.4 points per game • Favorite movie is "The Dark Knight" • Favorite actors are Will Smith, Will Ferrell, Jim Carrey and Adam Sandler • Favorite actresses are Halle Berry and Jennifer Aniston • Favorite cartoon is "Phineas and Ferb" and likes watching HGTV • On Twitter @T_HardJR and Instagram @timmyjr10.

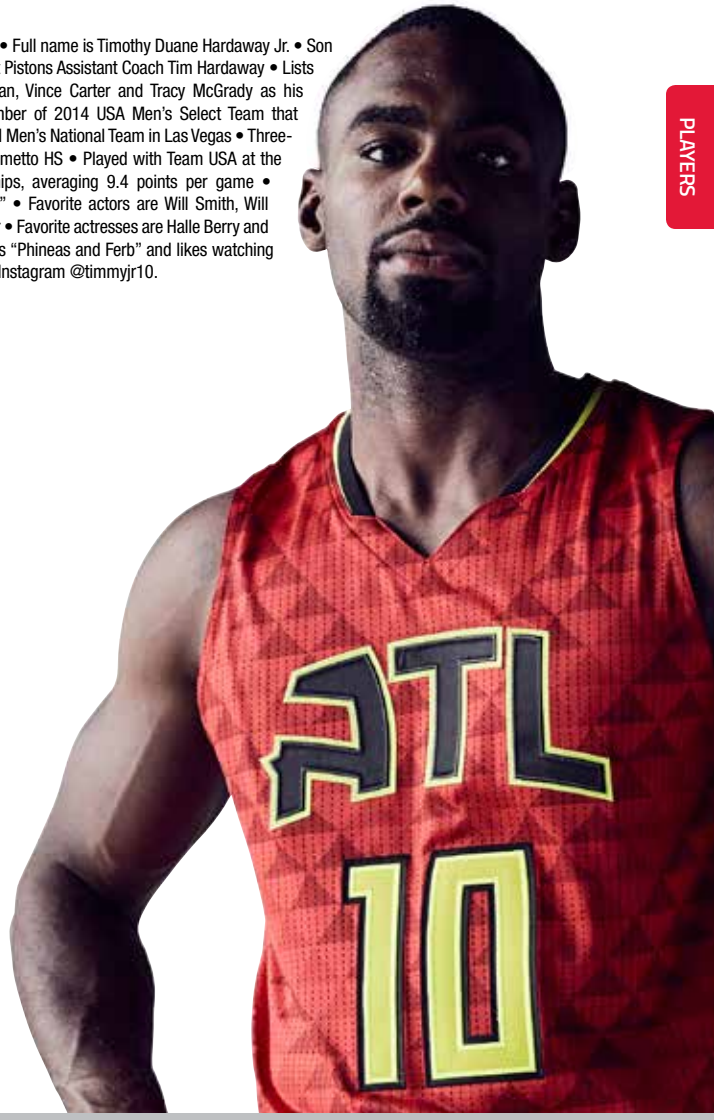

CAREER STATS

NBA REGULAR SEASON

YEAR, TEAM	GP	MINS	FGM	FGA	PCT.	FTM	FTA	PCT.	REBOUNDS OFF	REBOUNDS DEF	REBOUNDS TOT	AST	PF	DQ	STL	BLK	PTS	AVG
13-14, NYK	81	1875	294	687	.428	106	128	.828	19	102	121	66	144	1	44	7	824	10.2
14-15, NYK	70	1681	279	717	.389	125	156	.801	12	144	156	127	119	1	20	14	804	11.5
15-16, ATL	51	864	114	265	.430	50	56	.893	7	79	86	51	48	0	21	7	326	6.4
3 YR. TOT	202	4420	687	1669	.412	281	340	.826	38	325	363	244	311	2	85	28	1954	9.7

THREE-POINT FIELD GOALS IN 13-14: 130-358 (.363)
THREE-POINT FIELD GOALS IN 14-15: 121-354 (.342)
THREE-POINT FIELD GOALS IN 15-16: 48-142 (.338)
CAREER THREE-POINT FIELD GOALS: 299-854 (.350)

NBA PLAYOFFS

YEAR, TEAM	GP	MINS	FGM	FGA	PCT.	FTM	FTA	PCT.	REBOUNDS OFF	REBOUNDS DEF	REBOUNDS TOT	AST	PF	DQ	STL	BLK	PTS	AVG
15-16, ATL	9	87	7	26	.269	4	6	.667	0	9	9	7	2	0	0	1	20	2.2

PLAYOFF THREE-POINT FIELD GOALS: 2-14 (.143)

Dwight Howard

HEIGHT: 6-11
WEIGHT: 265
HIGH SCHOOL: SW Atlanta Christian Acad., Atlanta, GA
BIRTHPLACE: Atlanta, Georgia
BIRTHDATE: December 8, 1985 AGE: 30

NBA EXPERIENCE: 12 years
CURRENT NBA SEASON: 13th

CENTER

8

HOW DWIGHT JOINED THE HAWKS: Signed with the Hawks as a free agent on July 12, 2016 • Originally selected by Orlando in the first round (first overall) of the 2004 NBA Draft • Traded to the Los Angeles Lakers with Earl Clark and Chris Duhon, as part of a four-team transaction, which included Denver and Philadelphia on August 10, 2012 • Signed with Houston as a free agent on July 13, 2013.

LAST SEASON (2015-16): Averaged 13.7 points, 11.8 rebounds, 1.6 blocks, 1.4 assists and 1.0 steals in 32.1 minutes (career-high .620 FG%) in 71 games (all starts) with Houston • Ranked second in the NBA in FG%, tied for third in rpg and 14th in bpg • One of five players (DeMarcus Cousins, Andre Drummond, Pau Gasol and Hassan Whiteside) to average at least 13.0 ppg and 11.0 rpg • Scored in double-figures 50 times, including 15 games with 20-or-more points (three 30-point nights) • Recorded 38 double-doubles, including 14 20-point/10-rebound games (two 20-point/20-rebound contests) • Posted 36 points and 26 rebounds @LAC (1/18); becoming the first Rocket with 35-or-more points and 25-or-more boards in a single game since Hakeem Olajuwon on 2/27/90 • Scored his 15,000th career point @NOH (12/26), becoming the fourth-youngest player in NBA history with at least 15,000 points and 10,000 rebounds and the 11th player in league history to reach those milestones while also recording 1,500 blocks • Missed two games due to league suspension (10/28, 2/2), five contests due to rest (11/1, 11/6, 11/14, 11/21, 12/4), one game with lower back tightness (1/7) and three contests with a left ankle sprain (1/22-1/25) • **SEASON HIGHS:** 36 pts @LAC (1/18), 26 rebs @LAC (1/18), 5 assts v/GSW (12/31), 4 stls (3x), 6 blks v/UTA (3/23), 13 FGM @POR (2/10), 14 FTM @LAC (1/18), 45 mins @LAC (1/18).

PROFESSIONAL CAREER: Has appeared in 880 career games (879 starts) in 12 seasons with Orlando, the Los Angeles Lakers and Houston, holding averages of 17.8 points, 12.7 rebounds, 2.1 blocks, 1.5 assists and 1.0 steals in 35.3 minutes (.582 FG%, .568 FT%) • He is the ninth player in NBA history to average a double-double in 12 straight seasons to start career • An eight-time NBA All-Star (2007-2014), he was also named Defensive Player of the Year in three straight seasons (2008-2011), and is a five-time All-NBA First Team Selection (2008-2012) as well as being named Second Team once (2014) and Third Team twice (2007, 2013) • Named NBA All-Defensive First Team four times (2009-2012) and Second Team once (2008) • NBA All-Rookie First Team (2005) and was awarded Player of the Month six times and Player of the Week 18 times • The single-season NBA leader in total rebounds six times, he has also paced the league in rebounds per game on five occasions, games played four times, blocks (total and per game) twice and field goal percentage once • The 2008 NBA Slam Dunk Champion • Enters 2016-17 ranked fifth in NBA history in field goal percentage, 14th in rebounds per game and 20th in blocks per game • Among active players entering 2016-17, ranks first in rpg, second in bpg, third in FG% and fourth in FTA (7,831) • Has 613 career double-doubles, including one triple-double (@OKC 11/12/08) • Owns 45 career 20-point/20-rebound games • Started all 41 games he played for the Rockets in **2014-15**, averaging 15.8 points, 10.5 rebounds, 1.3 blocks and 1.2 assists in 29.8 minutes (.593 FG%, .528 FT%) • Saw action in 71 games (all starts) in his first season with Houston in **2013-14**, and recorded 18.3 points, 12.2 rebounds, 1.8 blocks and 1.8 assists in 33.7 minutes (.591 FG%, .547 FT%) • Ranked third in the NBA in FG%, fourth in rpg, and seventh in bpg. • In **2012-13**, appeared in 76 games (all starts) for the Los Angeles Lakers, and averaged 17.1 points, 12.4 rebounds, 2.4 blocks, 1.4 assists and 1.1 steals in 35.8 minutes (.578 FG%) • Led the NBA in rpg, while ranking second in FG% and fifth in bpg. • Played in 54 games (all starts) in final season with Orlando in **2011-12**, posting 20.6 points, a career-best 14.5 rebounds, 2.1 blocks, 1.9 assists and career-high 1.5 steals in 38.3 minutes (.573 FG%) • Ranked first in the league in rpg, second in FG% and third in bpg. • Voted a starter for the Eastern Conference in the All-Star Game (led all players with 1,600,390 votes) • In **2010-11**, averaged a career-best 22.9 points, 14.1 rebounds, 2.4 blocks, 1.4 assists and 1.4 steals in 37.6 minutes (.593 FG%, .596 FT%) in 78 games (all starts) • Ranked second in the NBA in rpg and FG%, fourth in bpg and 11th in ppg • Second in voting for the MVP award • Started all 82 games for the Magic in **2009-10**, and averaged 18.3 points, 13.2 rebounds, 2.8 blocks and 1.8 assists in 34.7 minutes (.612 FG%, .592 FT%) • Ranked first in the NBA in rpg, bpg and FG%, becoming the first player to lead the league in all three categories in a single season • Finished fourth in MVP voting • Appeared in 79 games (all starts) for Orlando in **2008-09**, and put up 20.6 points, 13.8 rebounds, a career-best 2.9 blocks, 1.4 assists and 1.0 steals in 35.7 minutes (.572 FG%, .594 FT%) • Ranked first in the league in rpg and bpg, fourth in FG% and 18th in ppg • Finished fourth in voting for the MVP award • In **2007-08** with Orlando, averaged 20.7 points, 14.2 rebounds, 2.1 blocks and 1.3 assists in 37.7 minutes (.599 FG%, .590 FT%), while starting all 82 games • Ranked first in the league in rpg, third in FG% and fifth in bpg • Became the youngest player in NBA history to lead the league in rebounding • Finished fifth in voting for the MVP award • Posted 17.6 points, 12.3 rebounds, 1.9 assists and 1.9 blocks in 36.9 minutes (.603 FG%, .586 FT%) in 82 games for the Magic in **2006-07** • Ranked second in the NBA in FG% and third in rpg • Appeared in 82 games (81 starts) for Orlando in **2005-06**, tallying 15.8 points, 12.5 rebounds, 1.5 assists and 1.4 blocks in 36.8 minutes (.531 FG%, .595 FT%) • Ranked second in the NBA in rpg and sixth in FG% • Started all 82 games in first season with Orlando in **2004-05,** putting up 12.0 points, 10.0 rebounds and 1.7 blocks in 32.6 minutes (.520 FG%, .671 FT%) • Participated in 2005 Rookie Challenge at NBA All-Star Weekend.

CAREER HIGHS

Points	FGM	FGA	3FGM	3FGA	FTM	FTA	Rebounds	Assists	Steals	Blocks	Minutes
45	16	24	1	1	25	39	26	7	5	10	51
Two Times	Three Times	11/10/07 v/PHO	Five Times	54 Times	3/12/13 @ORL	Two Times	Four Times	Three Times	Five Times	11/12/08 @OKC	3/8/07 @BOS

PLAYOFF HISTORY: Averaging 19.1 points, 14.1 rebounds, 2.6 blocks and 1.4 assists in 37.7 minutes (.589 FG%, .543 FT%) in 89 career playoff games (all starts) for Orlando, Los Angeles and Houston • Has 70 postseason double-doubles • In five games in the 2016 playoffs with Houston, averaged 13.2 points, 14.0 rebound, 1.6 assists and 1.4 blocks in 36.0 minutes (.542 FG%) • During Houston's run to the Western Conference Finals in 2015, recorded 16.4 points, 14.0 rebounds, 2.3 blocks, 1.4 steals and 1.2 assists in 33.8 minutes (.577 FG%) in 17 contests • In six games for Houston in the 2014 playoffs, put in 26.0 points, 13.7 rebounds, 2.8 blocks and 1.8 assists in 38.5 minutes (.547 FG%, .625 FT%) • Saw time in four games for the Los Angeles Lakers in the 2013 playoffs, and averaged 17.0 points, 10.8 rebounds, 2.0 blocks and 1.0 assists in 31.5 minutes (.619 FG%) • Tallied 27.0 points, 15.5 rebounds and 1.8 blocks in 43.0 minutes (.630 FG%, .682 FT%) for Orlando in the 2011 postseason • Saw action in 14 games for Orlando in the 2010 playoffs, and posted 18.1 points, 11.1 rebounds, 3.5 blocks and 1.4 assists in 35.5 minutes (.614 FG%, .519 FT%) • Averaged 20.3 points, 15.3 rebounds, 2.6 blocks and 1.9 assists in 39.3 minutes (.601 FG%, .636 FT%) in 23 games during the 2009 playoffs, as Orlando advanced to the NBA Finals • Set an NBA Finals record with nine blocks vs. the L.A. Lakers in Game 4 on 6/11/09 • In 10 games for Orlando in the 2008 postseason, posted 18.9 points, 15.8 rebounds and 3.4 blocks in 42.1 minutes (.581 FG%, .542 FT%) • Tallied 15.3 points, 14.8 rebounds, 1.8 assists and 1.0 blocks in 41.8 minutes (.548 FG%) in four contests in the 2007 playoffs • **PLAYOFF CAREER HIGHS**: 46 pts v/ATL (4/16/11), 26 rebs @DAL (4/24/15), 4 asst (5x), 4 stl (2x), 9 blk (2x), 16 FGM v/ATL (4/16/11), 15 FTM v/ATL (4/19/11), 49 mins v/CLE (5/26/09).

PERSONAL INFO: Full name is Dwight David Howard • Born in Atlanta, GA • Father, Dwight Sr., is a Georgia State trooper and serves as Athletic Director of Southwest Atlanta Christian Academy • Mother, Sheryl, played on the inaugural women's team at Morris Brown College • Recognized for his tremendous efforts in the Central Florida community with the Rich & Helen DeVos Community Enrichment Award five times • Recipient of the NBA Community Assist award three times (July 2007, Jan. 2009 and Oct. 2010) • Served as a spokesperson for the NBA Fit program to raise awareness of physical fitness and nutrition to fight childhood obesity • Established the D12 Foundation in 2011 (www.d12foundation.org) • Launched dwighthoward.com in 2009 • Has held a father/son basketball clinic in Atlanta • Lists favorite movies as Finding Nemo and Friday • Wrote several goals down while in the eighth grade – among those were to lead his team to a State championship and to become the first overall selection in the NBA Draft • Favorite players are Michael Jordan and Kevin Garnett • Winner of the 2004 Naismith Award as the nation's top high school player • Named Georgia Mr. Basketball in 2004 • Led SACA to the Class A Georgia State championship as a senior (2003-04) • On Twitter @DwightHoward and Instagram @dwighthoward.

CAREER STATS

NBA REGULAR SEASON

YEAR, TEAM	GP	MINS	FGM	FGA	PCT.	FTM	FTA	PCT.	REBOUNDS OFF	REBOUNDS DEF	REBOUNDS TOT	AST	PF	DQ	STL	BLK	PTS	AVG
04-05, ORL	82	2670	352	677	.520	277	413	.671	287	536	823	75	232	3	77	136	981	12.0
05-06, ORL	82	3021	468	881	.531	356	598	.595	288	734	1022	125	277	1	65	115	1292	15.8
06-07, ORL	82	3023	526	873	.603	390	666	.586	283	725	1008	158	245	3	70	156	1443	17.6
07-08, ORL	82	3088	583	974	.599	529	897	.590	279	882	1161	110	274	3	74	176	1695	20.7
08-09, ORL	79	2821	560	979	.572	504	849	.594	336	757	1093	112	270	5	77	231	1624	20.6
09-10, ORL	82	2843	510	834	.612	483	816	.592	284	798	1082	144	287	4	75	229	1503	18.3
10-11, ORL	78	2935	619	1044	.593	546	916	.596	309	789	1098	107	258	4	107	186	1784	22.9
11-12, ORL	54	2070	416	726	.573	281	572	.491	200	585	785	104	159	2	81	116	1113	20.6
12-13, LAL	76	2722	470	813	.578	355	721	.492	251	694	945	108	291	5	84	186	1296	17.1
13-14, HOU	71	2396	473	800	.591	349	638	.547	231	635	866	131	240	0	60	128	1297	18.3
14-15, HOU	41	1223	251	423	.593	143	271	.528	110	321	431	50	137	1	28	53	646	15.8
15-16, HOU	71	2280	372	600	.620	232	474	.489	238	597	835	98	219	5	69	113	976	13.7
12 YR. TOT	880	31092	5600	9624	.582	4445	7831	.568	3096	8053	11149	1322	2889	36	867	1824	15650	17.8

THREE-POINT FIELD GOALS IN 04-05:	0-2	(.000)	THREE-POINT FIELD GOALS IN 10-11:	0-7	(.000)
THREE-POINT FIELD GOALS IN 05-06:	0-2	(.000)	THREE-POINT FIELD GOALS IN 11-12:	0-7	(.000)
THREE-POINT FIELD GOALS IN 06-07:	1-2	(.500)	THREE-POINT FIELD GOALS IN 12-13:	1-6	(.167)
THREE-POINT FIELD GOALS IN 07-08:	0-4	(.000)	THREE-POINT FIELD GOALS IN 13-14:	2-7	(.285)
THREE-POINT FIELD GOALS IN 08-09:	0-2	(.000)	THREE-POINT FIELD GOALS IN 14-15:	1-2	(.500)
THREE-POINT FIELD GOALS IN 09-10:	0-7	(.000)	THREE-POINT FIELD GOALS IN 15-16:	0-6	(.000)

CAREER THREE-POINT FIELD GOALS: 5-54 (.093)

NBA PLAYOFFS

YEAR, TEAM	GP	MINS	FGM	FGA	PCT.	FTM	FTA	PCT.	REBOUNDS OFF	REBOUNDS DEF	REBOUNDS TOT	AST	PF	DQ	STL	BLK	PTS	AVG
06-07, ORL	4	167	23	42	.548	15	33	.455	16	43	59	7	13	0	2	4	61	15.3
07-08, ORL	10	421	72	124	.581	45	83	.542	60	98	158	9	38	0	8	34	189	18.9
08-09, ORL	23	903	161	268	.601	145	228	.636	99	254	353	43	102	4	20	60	467	20.3
09-10, ORL	14	497	86	140	.614	82	158	.519	38	117	155	19	59	2	11	49	254	18.1
10-11, ORL	6	258	51	81	.630	60	88	.682	27	66	93	3	25	0	4	11	162	27.0
12-13, LAL	4	126	26	42	.619	16	36	.444	10	33	43	4	17	0	2	8	68	17.0
13-14, HOU	6	231	58	106	.547	40	64	.625	27	55	82	11	25	1	4	17	156	26.0
14-15, HOU	17	574	105	182	.577	68	165	.412	62	176	238	20	60	1	23	39	278	16.4
15-16, HOU	5	180	26	48	.542	14	38	.368	26	44	70	8	21	1	4	7	66	13.2
9 YR. TOT	89	3357	608	1033	.589	485	893	.543	365	886	1251	124	360	9	78	229	1701	19.1

THREE-POINT FIELD GOALS IN 08-09:	0-2	(.000)	THREE-POINT FIELD GOALS IN 15-16:	0-1	(.000)
THREE-POINT FIELD GOALS IN 10-11:	0-1	(.000)	PLAYOFF THREE-POINT FIELD GOALS:	0-4	(.000)

Kris Humphries

HEIGHT: 6-9
WEIGHT: 245
COLLEGE: Minnesota
HIGH SCHOOL: Hopkins High School, Minnetonka, MN
BIRTHPLACE: Minneapolis, Minnesota
BIRTHDATE: February 6, 1985 AGE: 31

NBA EXPERIENCE: 12 years
CURRENT NBA SEASON: 13th

FORWARD
43

HOW KRIS JOINED THE HAWKS: Re-signed with Atlanta on July 15, 2016 • Signed with the Hawks as a free agent on March 1, 2016 • Originally selected by Utah in the first round (14th overall) of the 2004 NBA Draft • Traded to Toronto by Utah along with Robert Whaley in exchange for Rafael Araujo on June 8, 2006 • Traded to Dallas with Shawn Marion and Nathan Jawai as part of a four-team deal on July 9, 2009 • Acquired by New Jersey from Dallas, along with Shawne Williams in exchange for Eduardo Najera on January 11, 2010 • Acquired by Boston from Brooklyn along with Gerald Wallace, MarShon Brooks, Kris Joseph, Keith Bogans and three first round picks (2014, 2016 and 2018), as well as the right to swap first round picks in 2017 in exchange for Kevin Garnett, Paul Pierce, Jason Terry and D.J. White on July 12, 2013 • Dealt to Washington from Boston in a sign-and-trade deal on July 19, 2014 • Traded to Phoenix with DeJuan Blaire and a 2016 first-round pick from Washington on February 18, 2016 in return for Markieff Morris • Waived by Phoenix on February 28, 2016.

LAST SEASON (2015-16): Saw action in 53 games (17 starts) with Washington, Phoenix and Atlanta, averaging 6.5 points and 4.1 rebounds in 15.8 minutes (.410 FG%, .798 FT%) • Appeared in 21 games for Atlanta and averaged 6.4 points and 3.4 rebounds in 14.0 minutes (.465 FG%) after signing on Mar. 1 • Appeared in four games (three starts) for Phoenix and recorded 7.3 points, 8.0 rebounds and 1.8 assists in 18.5 minutes after being acquired from the Washington on Feb. 18 • In 28 contests (14 starts) for the Wizards before the trade, tallied 6.4 points and 4.1 rebounds in 16.6 minutes (.405 FG%, .935 FT%) • Recorded one double-double and scored in double-figures 10 times, including one 20-point evening • Grabbed double-digit rebounds twice • Hit a single season career-best 34 3FGs • Recorded 23 points, five rebounds and two blocks in 30 minutes (9-14 FGs, 5-8 3FGs) v/Orl (11/14); setting a career-high in 3FGM • **SEASON HIGHS:** 23 pts v/Orl (11/14), 12 rebs v/Hou (2/19), 4 assts v/SAS (2/21), 3 stls @Was (4/13), 2 blks (4x), 9 FGM v/Orl (11/14), 5 3FGM v/Orl (11/14), 6 FTM v/Hou (2/19), 30 mins v/Orl (11/14).

PROFESSIONAL CAREER: Has appeared in 744 career games (199 starts) in 12 seasons with Utah, Toronto, Dallas, New Jersey/Brooklyn, Boston, Washington, Phoenix and Atlanta, and holds career averages of 6.8 points and 5.5 rebounds in 18.2 minutes (.466 FG%) • Saw action in 64 games (17 starts) with the Wizards in **2014-15,** and averaged 8.0 points and 6.5 rebounds in 21.0 minutes (.473 FG%, .744 FT%) • Scored in double-figures 23 times (two 20-point nights) and had three double-doubles • In 69 games (30 starts) with Boston in **2013-14,** recorded 8.4 points, 5.9 rebounds and 1.0 assists in 19.9 minutes (.501 FG%, .813 FT%) • Scored in double-figures 25 times (one 20-point game) and had eight double-doubles • Played for Brooklyn in **2012-13**, averaging 5.8 points and 5.6 rebounds in 18.3 minutes (.448 FG%, .789 FT%) in 65 outings (21 starting assignments) • Scored in double-figures 18 times (one 20-point contest) and tallied six double-doubles • Averaged a double-double while starting all 62 games for New Jersey in **2011-12** • Put up 13.8 points and 11.0 rebounds in 34.9 minutes (.481 FG%, .752 FT%) • Ranked 10th in the NBA with 29 double-doubles and had 12 20-point contests (one 30-point game) • In **2010-11**, played in 74 games (44 starts) and posted 10.0 points, 10.4 rebounds, 1.1 assists and 1.1 blocks in 27.9 minutes (.527 FG%, .665 FT%) • Ranked fifth in the NBA in rpg • Tallied 29 double-doubles • Saw action 69 games between Dallas and New Jersey in **2009-10**, and averaged 7.1 points and 5.5 rebounds in 17.7 minutes (.441 FG%, .668 FT%) • Played in 25 contests for Dallas, recording 5.2 points and 3.8 rebounds in 12.6 minutes (.461 FG%, .568 FT%) after being acquired from the Nets • Appeared in 44 games for New Jersey, posting 8.1 points and 6.4 rebounds in 20.6 minutes (.433 FG%, .699 FT%) • In his last season with Toronto in **2008-09**, put up 3.9 points and 2.4 rebounds in 9.1 mpg in 29 outings (.422 FG%, .792 FT%) • Appeared in 70 games in **2007-08,** averaging 5.7 points and 3.7 rebounds in 13.2 minutes (.483 FG%, .605 FG%) • Scored in double-figures 17 times and posted two double-doubles • In **2006-07** with Toronto, played in 60 games (two starts) and recorded 3.8 points and 3.1 rebounds in 11.2 minutes (.470 FG%, .671 FT%) • Appeared in 62 games (two starts) in his last season with Utah in **2005-06,** and tallied 3.0 points and 2.5 rebounds in 10.0 minutes • Scored in double-figures twice and recorded one double-double • As a rookie in **2004-05**, saw time in 67 contests (four starts), recoding 4.1 points and 2.9 rebounds in 13.0 minutes (.404 FG%) • Scored 10-or-more points six times and tallied one double-double.

PLAYOFF HISTORY: Owns career postseason averages of 3.8 points and 3.2 rebounds in 10.2 minutes (.449 FG%) in 21 games for Toronto, Brooklyn, Washington and Atlanta • Recorded 9.3 points, 6.0 rebounds and 1.0 assists in 14.0 minutes (.464 FG%, .500 3FG%, 1.000 FT%) over four games for Atlanta in the 2016 playoffs, scoring in double-figures once • Posted 12 points, nine rebounds, one assist and one steal in 15 minutes (4-8 FGs, 4-4 FTs) @Cle (5/4); setting or tying playoff career-highs in points, rebounds, assists, steals, FGM and FTM • Appeared in one game for Washington in the 2015 postseason, finishing the contest with two points and three rebounds in five minutes (1-1 FGs) v/Tor (4/26) • Tallied 4.4 points and 3.3 rebounds in 11.9 minutes (.452 FG%) over seven contests for Brooklyn in the 2013 postseason • Appeared in three games for the Raptors in the 2008 playoffs • Recorded 1.5 points and 2.8 rebounds in 11.5 minutes in six games for Toronto in the 2007 playoffs • **PLAYOFF CAREER HIGHS:** 12 pts @Cle (5/4/16), 9 rebs @Cle (5/4/16), 1 asst (6x), 1 stl (4x), 3 blk v/Cle (5/8/16), 4 FGM (3x), 2 3FGM (2x), 4 FTM @Cle (5/4/16), 24 mins v/NJN (4/21/07).

COLLEGIATE CAREER: Played one season (2003-04) for Minnesota before declaring as an early entry for the 2004 NBA Draft • Averaged 21.7 points, 10.1 rebounds and 1.1 blocks in 34.1 minutes (.444 FG%, .742 FT%) in 29 games • Became first freshman to lead the Big Ten in scoring and rebounding in the same season • Named 2004 Big Ten Freshman of the Year and All-Big Ten First Team by the media and coaches • Scored in double-figures 29 times, with 16 double-doubles • Set a school record for points in a season by a freshman (629) • Had a streak of eight consecutive 20-point games, including 24 points, 13 rebounds against Indiana, 24 points, 8 rebounds vs. Wisconsin and 23 points, 9 rebounds against Illinois.

PERSONAL INFO: Born in Minneapolis, MN • Son of Debra and William Humphries • Has two older sisters, Krystal and Kaela • Father, William, played football at the University of Minnesota, lettering from 1979-82 as an offensive lineman • Defeated USA Olympic swimmers Michael Phelps and Ryan Lochte as a 10-year-old and clocked the fastest time in six different events: 50-meter freestyle, 100-meter freestyle, 50-meter butterfly, 50-meter backstroke, 50-meter breaststroke and 200-meter individual medley • Sister, Kaela, swam for the University of Texas • Named 2004 Mr. Basketball in the state of Minnesota by the Minneapolis Star Tribune and College Basketball News • Was a member of the 2002 U. S. Junior World Championship Qualifying Tournament Team • Favorite television shows are Homeland and Dexter • On Twitter @KrisHumphries and Instagram @krishumphries.

CAREER HIGHS

Points	FGM	FGA	3FGM	3FGA	FTM	FTA	Rebounds	Assists	Steals	Blocks	Minutes
31	12	21	5	8	10	12	23	5	4	5	54
3/12/12	4/16/12	1/7/12	11/14/15	11/14/15	Two Times	Three Times	3/23/11 @CLE	Three Times	Two Times	Two Times	3/5/11
v/MIL	v/MIA	v/MIA	v/ORL	v/ORL							v/TOR

CAREER STATS

NBA REGULAR SEASON

YEAR, TEAM	GP	MINS	FGM	FGA	PCT.	FTM	FTA	PCT.	REBOUNDS OFF	REBOUNDS DEF	REBOUNDS TOT	AST	PF	DQ	STL	BLK	PTS	AVG
04-05, UTA	67	873	116	287	.404	44	101	.436	73	124	197	43	96	0	25	18	278	4.1
05-06, UTA	62	619	77	203	.379	34	65	.523	56	101	157	30	82	0	23	16	188	3.0
06-07, TOR	60	670	87	185	.470	53	79	.671	78	109	187	18	98	0	14	21	227	3.8
07-08, TOR	70	925	161	333	.483	75	124	.605	90	169	259	28	107	1	25	28	397	5.7
08-09, TOR	29	265	38	90	.422	38	48	.792	24	46	70	10	31	0	8	6	114	3.9
09-10, DAL-NJN	69	1221	180	408	.441	127	190	.668	120	258	378	32	145	0	36	48	487	7.1
10-11, NJN	74	2061	307	583	.527	127	191	.665	225	546	771	84	168	0	33	80	741	10.0
11-12, NJN	62	2162	323	671	.481	209	278	.752	233	448	681	90	173	2	50	74	855	13.8
12-13, BKN	65	1191	139	310	.448	97	123	.789	126	239	365	32	127	0	16	33	375	5.8
13-14, BOS	69	1376	231	461	.501	117	144	.813	127	282	409	67	136	1	31	61	579	8.4
14-15, WAS	64	1345	211	446	.473	87	117	.744	118	298	416	57	130	0	34	25	509	8.0
15-16, WAS-PHO-ATL	53	835	121	295	.410	67	84	.798	57	161	218	36	94	1	311	433	343	6.5
12 YR. TOT	744	13543	1991	4272	.466	1075	1544	.696	1327	2781	4108	527	1387	5	311	433	5093	6.8

THREE-POINT FIELD GOALS IN 04-05:	2-6	(.333)
THREE-POINT FIELD GOALS IN 05-06:	0-5	(.000)
THREE-POINT FIELD GOALS IN 07-08:	0-2	(.000)
THREE-POINT FIELD GOALS IN 09-10:	0-1	(.500)
THREE-POINT FIELD GOALS IN 10-11:	0-1	(.500)
THREE-POINT FIELD GOALS IN 12-13:	0-2	(.000)
THREE-POINT FIELD GOALS IN 13-14:	0-2	(.000)
THREE-POINT FIELD GOALS IN 14-15:	0-7	(.000)
THREE-POINT FIELD GOALS IN 15-16:	34-108	(.315)
CAREER THREE-POINT FIELD GOALS:	36-134	(.269)

NBA PLAYOFFS

YEAR, TEAM	GP	MINS	FGM	FGA	PCT.	FTM	FTA	PCT.	REBOUNDS OFF	REBOUNDS DEF	REBOUNDS TOT	AST	PF	DQ	STL	BLK	PTS	AVG
06-07, TOR	6	69	3	9	.333	3	8	.375	7	10	17	1	11	0	1	2	9	1.5
07-08, TOR	3	2	0	0	----	0	0	----	0	0	0	0	0	0	0	0	0	0.0
12-13, BKN	7	83	14	31	.452	3	7	.429	10	13	23	1	15	0	1	3	31	4.4
14-15, WAS	1	5	1	1	1.000	0	0	----	0	3	3	0	1	0	0	0	2	2.0
15-16, ATL	4	56	13	28	.464	6	6	1.000	8	16	24	4	9	0	2	5	37	9.3
5 YR. TOT	21	215	31	69	.449	12	21	.571	25	42	67	6	36	0	4	10	79	3.8

PLAYOFF/2015-16 THREE-POINT FIELD GOALS: 5-10 (.500)

Kyle Korver

HEIGHT: 6-7
WEIGHT: 212
COLLEGE: Creighton
HIGH SCHOOL: Pella, Pella, IA
BIRTHPLACE: Lakewood, California
BIRTHDATE: March 17, 1981 AGE: 35

NBA EXPERIENCE: 13 years
CURRENT NBA SEASON: 14th

GUARD
26

HOW KYLE JOINED THE HAWKS: Signed a new contract with the Hawks on July 12, 2013 • Acquired by Atlanta from Chicago in exchange for cash considerations on July 16, 2012 • Originally selected by the Nets in the second round (51st pick) of the 2003 NBA Draft • Traded to the Philadelphia 76ers on draft night (6/26/03) in exchange for cash considerations • Re-signed with the 76ers on August 2, 2005 • Traded by the 76ers to the Utah Jazz in exchange for Gordan Giricek and a first-round pick on December 29, 2007 • Signed as a free agent by the Bulls on July 13, 2010.

LAST SEASON (2015-16): Posted 9.2 points, 3.3 rebounds and 2.1 assists in 30.0 minutes (.435 FG%, .399 3FG%, .833 FT%) in 80 games (all starts, a single season career-best) • Ranked t19th in the NBA in 3FGM (158) and 21st in 3FG% • Scored in double-figures 39 times, including one 20-point game • Led the club in 3FGM, was second in 3FG% and fifth in rpg • Knocked down over 100 3FGs for 11th time in his career, including each of the last six seasons • Hit 8-8 FGs, 4-4 3FGs and 2-2 FTs on his way to 22 points, seven rebounds, five assists, three steals and one block @NOP (11/6), becoming the second player in NBA history to have a perfect shooting game while making at least eight FGs, four 3FGs and two FTs, joining Sam Perkins (Seattle vs. Toronto on 1/15/97) • Recorded one four-point play • Missed two games (10/30, 11/4) due to ankle rehab • **SEASON HIGHS:** 22 pts @NOP (11/6), 9 rebs @MIN (11/25), 7 assts v/PHI (12/16), 3 stls (4x), 3 blks (2x), 8 FGM @NOP (11/6), 6 3FGM @ORL (12/20), 3 FTM (3x), 41 mins @MIL (1/15).

PROFESSIONAL CAREER: Has appeared in 964 career games (396 starts) in 13 seasons with Philadelphia, Utah, Chicago and Atlanta, holding career averages of 10.0 points, 3.1 rebounds and 1.8 assists in 26.5 minutes (.442 FG%, .429 3FG% - eighth in NBA history, .879 FT%) • Led the NBA in 3FG% and ranked third in 3FGM (221) in 2014-15 after also pacing the league in 3FG% (.472) the previous season • In 2009-10, led the league in 3FG% at .536 (59-110 3FGM), establishing the NBA single season three-point shooting record • Topped the NBA in FT% in 2006-07 • The only player in history to lead the league in 3FG% three times • Owns 1,887 career 3FGs (eighth in NBA history), including 753 as a Hawk (third on the all-time franchise list) • Has made at least one three-pointer in 283-of-300 games played in a Hawks uniform • An All-Star in 2014-15 • In **2014-15,** appeared in 75 games, all starts, and put up 12.1 points, 4.1 rebounds and 2.6 assists in 32.2 minutes (.487 FG%, .492 3FG%, .898 FT%) • Team leader in 3FG%, 3FGM and FT • Set a Hawks franchise record and a new personal best with 50 consecutive FTM (11/7-12/22) • Named Kia NBA co-Eastern Conference Player of the Month for January • Played in 71 games, all starts, in **2013-14**, averaging 12.0 points, 4.0 rebounds, 2.9 assists and 1.0 steals in 33.9 minutes (.475 FG%, .472 3FG%, .926 FT%) • Ranked first in the NBA in 3FG% and 12th in 3FGM (185) • His 127 consecutive games (11/4/12-3/2/14) with at least one 3FGM was an NBA record (broke Dana Barros' mark of 89 v/CLE on 12/6) at the time • In his first season with the Hawks in **2012-13**, compiled 10.9 points, 4.0 rebounds, 2.0 assists and 1.0 steals in 30.5 minutes (.461 FG%, .457 3FG%, .859 FT%), ranking second in the NBA in 3FG% and fourth in makes (189) • Appeared in 65 games (seven starts) with the Bulls in **2011-12**, and averaged 8.1 points, 2.4 rebounds and 1.7 assists in 22.6 minutes (.432 FG%, .435 3FG% (10th in the NBA), .833 FT%) • In **2010-11,** for the third time in his career, appeared in 82 games, and averaged 8.3 points, 1.8 rebounds and 1.5 assists in 20.1 minutes (.434 FG%, .415 3FG%, .885 FT%) • Saw action in 52 games with the Jazz in **2009-10**, tallying 7.2 points and 2.1 rebounds • In **2008-09,** appeared in 78 games (two starts), and averaged 9.0 points, 3.3 rebounds and 1.8 assists (.438 FG%, .386 3FG%, .882 FT%) • Split time between the 76ers and Jazz in **2007-08**, and posted 9.9 points, 2.3 rebounds and 1.3 assists in 75 games • In his last full year in Philadelphia (**2006-07**), saw time in 74 games (one start), and averaged a career-high 14.4 points • Also posted 3.5 rebounds and 1.6 assists in 30.9 minutes • Led the NBA in free throw percentage • In 82 games (43 starts) in **2005-06**, tallied 11.5 points, 3.3 rebounds and 2.0 assists in 31.3 minutes • In **2004-05**, appeared in 82 games (57 starts), and averaged 11.5 points, 4.6 rebounds and 2.2 assists • Set the Sixers record for three-pointers made (226) and attempted (558) • Led the league in three-pointers made • As a rookie in **2003-04**, averaged 4.5 points and 1.5 rebounds in 74 games.

PLAYOFF HISTORY: Has participated in 91 playoff contests (38 starts) with the Hawks, Philadelphia, Utah and Chicago, and averaged 8.8 points, 2.9 rebounds and 1.3 assists (.416 FG%, .386 3FG%, .891 FT%) in 26.3 minutes • Played in 10 games (eight starts) for Atlanta in the 2016 postseason, recording 10.3 points, 4.8 rebounds and 1.0 assists in 31.6 minutes (.467 FG%, .444 3FG%, 1.000 FT%), scoring in double-figures six times • Started the first 14 games of the 2015 playoffs for Atlanta before suffering a right ankle sprain in Game 2 of the Eastern Conference Finals against Cleveland and missing the final two contests • Tallied 11.1 points, 5.0 rebounds, 2.4 assists, 1.4 steals and 1.1 blocks in 37.5 minutes (.391 FG%, .355 3FG%, .813 FT%) • Started all seven games in the 2014 postseason vs. Indiana, and averaged 13.4 points and 5.3 rebounds in 35.7 minutes (.455 FG%, .426 3FG%, .917 FT%) • In the 2013 first round series against the Pacers, played in six games (two starts), averaging 10.2 points and 3.3 rebounds in 29.5 minutes (.388 FG%, .353 3FG%, .917 FT%) • In the 2012 postseason with Chicago against Philadelphia, put up 3.8 points, 1.7 rebounds and 1.5 assists • During Chicago's 2011 playoff run, came off the bench in all 16 contests, averaging 6.6 points, 1.2 rebounds and 1.1 assists • Saw action in 10 games off the bench for Utah in the 2010 postseason, averaging 8.3 points, 1.3 assists and 1.1 rebounds (.525 FG%, .478 3FG%, .889 FT%) in 21.0 minutes • Played in five playoff games (two starts) for the Jazz in 2009, putting up 10.6 points, 2.6 assists and 2.2 rebounds in 27.2 minutes (.391 FG%, .462 3FG%, .714 FT%) • In 12 playoff games with Utah in 2008, averaged 7.8 points and 2.2 rebounds in 21.6 minutes • Averaged 5.0 points, 2.6 rebounds and 1.6 assists 29.2 minutes in five games for Philadelphia in the 2005 postseason • **PLAYOFF CAREER HIGHS:** 23 pts v/LAL (5/8/10), 11 rebs @BKN (4/27/15), 6 assts v/DEN (4/23/10), 6 stls v/WAS (5/13/15), 3 blks v/WAS (5/5/15), 9 FGM v/LAL (5/8/10), 6 3FGM @BKN (5/1/15), 6 FTM (2x), 47 mins @BOS (4/24/16).

COLLEGIATE CAREER: Averaged 14.1 points and 5.2 rebounds, while hitting .453 from the three-point line in four years at Creighton (1999-03) • Appeared in 128 games • Was named Second Team All-America by Associated Press following his senior season • Finished his career as the school and Missouri Valley Conference (MVC) leader with 371 three-pointers • Ranked 14th in NCAA history in three-point field goal percentage (.453) and ninth in free throw percentage (.891) • Ranked fifth all-time at Creighton in scoring (1,801) and first in three-point field goals made • Became the first player in school history to appear in four consecutive NCAA Tournaments • Became one of six players to repeat as MVC Player of the Year (Larry Bird, Hersey Hawkins, Xavier McDaniel, Lewis Lloyd and Junior Bridgeman).

PERSONAL INFO: Born in Lakewood, CA, and grew up in Pella, Iowa • Married to Juliet Korver, and they have a daughter, Kyra and a son, Knox • Parents are Kevin and Laine Korver, and he has three brothers: Kaleb, Klayton and Kirk • Klayton played collegiately at Drake, Kaleb played at Creighton, and Kirk played at Missouri-Kansas City • His cousin Kari plays at UCLA • Kyle's father, mother and two uncles played at Central College in Pella, Iowa, and his mother once scored 74 points in a high school game • Owns Seer Outfitters, a clothing brand which donates 100% of its profits to support organizations and causes throughout the country • Was a finalist in 2013 and 2014 for the NBA's prestigious J. Walter Kennedy Citizenship Award • Established the Kyle Korver Foundation in 2006 while in Philadelphia, and has hosted several coat drives and sock drives during his career • Had his No. 25 jersey retired by Pella High School in 2006 • Majored in Visual Communications at Creighton • Is an avid golfer, and competed in the 2008 and 2009 Utah Opens on sponsor exemptions • Other hobbies include ping pong, bowling, horseshoes, croquet, pool and Frisbee golf • Favorite foods are steak and mashed potatoes • Favorite movie is "Braveheart" • Looked up to Magic Johnson and Larry Bird as role models • Enjoys watching football and golf • Top vacation spot is Turks and Caicos • Wears size 13.5 Nike • Is on Twitter @KyleKorver and Instagram @kkorv26.

CAREER HIGHS

Points	FGM	FGA	3FGM	3FGA	FTM	FTA	Rebounds	Assists	Steals	Blocks	Minutes
31	11	20	8	15	10	10	11	9	6	4	48
Two Times	Two Times	1/2/07 @DEN	Two Times	3/1/05 @MIL	2/25/06 v/CHI	2/25/06 v/CHI	Two Times	Two Times	3/4/05 v/CLE	2/1/08 @WAS	Four Times

CAREER STATS

NBA REGULAR SEASON

YEAR, TEAM	GP	MINS	FGM	FGA	PCT.	FTM	FTA	PCT.	REBOUNDS OFF	REBOUNDS DEF	REBOUNDS TOT	AST	PF	DQ	STL	BLK	PTS	AVG
03-04, PHIL	74	882	115	327	.352	19	24	.792	30	81	111	40	102	2	25	8	330	4.5
04-05, PHIL	82	2667	317	759	.418	82	96	.854	40	339	379	182	265	2	103	33	942	11.5
05-06, PHIL	82	2563	327	761	.430	101	119	.849	27	243	270	163	224	1	65	26	939	11.5
06-07, PHIL	74	2288	372	845	.440	191	209	.914	30	229	259	105	188	1	57	20	1067	14.4
07-08, PHIL-UTAH	75	1733	255	575	.443	119	130	.915	21	151	172	101	192	2	42	29	740	9.9
08-09, UTAH	78	1874	245	560	.438	112	127	.882	35	223	258	137	170	0	47	30	705	9.0
09-10, UTAH	52	952	138	280	.493	39	49	.796	10	101	111	89	76	0	26	12	374	7.2
10-11, CHI	82	1649	242	557	.434	77	87	.885	12	138	150	124	156	0	35	20	681	8.3
11-12, CHI	65	1469	178	412	.432	55	66	.833	26	133	159	112	110	0	36	15	529	8.1
12-13, ATL	74	2259	277	601	.461	67	78	.859	23	270	293	146	170	1	70	37	810	10.9
13-14, ATL	71	2409	289	609	.475	87	94	.926	22	260	282	208	147	0	70	24	850	12.0
14-15, ATL	75	2418	292	600	.487	106	118	.898	15	289	304	196	140	1	52	42	911	12.1
15-16, ATL	80	2401	268	616	.435	45	54	.833	14	246	260	164	161	0	60	35	739	9.2
13 YR. TOT	964	25562	3315	7502	.442	1100	1251	.879	305	2703	3008	1767	2101	10	688	331	9617	10.0

THREE-POINT FIELD GOALS IN 03-04:	81-207	(.391)	THREE-POINT FIELD GOALS IN 10-11: 120-289 (.415)
THREE-POINT FIELD GOALS IN 04-05:	226-558	(.405)	THREE-POINT FIELD GOALS IN 11-12: 118-271 (.435)
THREE-POINT FIELD GOALS IN 05-06:	184-438	(.420)	THREE-POINT FIELD GOALS IN 12-13: 189-414 (.457)
THREE-POINT FIELD GOALS IN 06-07:	132-307	(.430)	THREE-POINT FIELD GOALS IN 13-14: 185-392 (.472)
THREE-POINT FIELD GOALS IN 07-08:	111-296	(.375)	THREE-POINT FIELD GOALS IN 14-15: 221-449 (.492)
THREE-POINT FIELD GOALS IN 08-09:	103-267	(.386)	THREE-POINT FIELD GOALS IN 15-16: 158-396 (.399)
THREE-POINT FIELD GOALS IN 09-10:	59-110	(.415)	CAREER THREE-POINT FIELD GOALS: 1887-4394 (.429)

NBA PLAYOFFS

YEAR, TEAM	GP	MINS	FGM	FGA	PCT.	FTM	FTA	PCT.	REBOUNDS OFF	REBOUNDS DEF	REBOUNDS TOT	AST	PF	DQ	STL	BLK	PTS	AVG
04-05, PHIL	5	147	8	28	.286	2	2	1.000	3	10	13	8	18	0	4	1	25	5.0
07-08, UTAH	12	259	30	73	.411	23	25	.920	5	21	26	7	28	0	4	8	94	7.8
08-09, UTAH	5	136	18	46	.391	5	7	.714	2	9	11	13	9	0	3	1	53	10.6
09-10, UTAH	10	210	32	61	.525	8	9	.889	0	11	11	13	22	0	5	0	83	8.3
10-11, CHI	16	276	38	98	.388	7	7	1.000	1	18	19	17	35	0	8	3	105	6.6
11-12, CHI	6	94	9	22	.409	1	2	.500	1	9	10	9	10	0	3	3	23	3.8
12-13, ATL	6	177	19	49	.388	11	12	.917	0	20	20	4	14	0	2	4	61	10.2
13-14, ATL	7	250	30	66	.455	11	12	.917	2	35	37	5	15	0	4	2	94	13.4
14-15, ATL	14	526	52	133	.391	13	16	.813	1	69	70	33	27	0	20	15	156	11.1
15-16, ATL	10	316	35	75	.467	9	9	1.000	3	45	48	10	23	1	10	4	103	10.3
10 YR. TOT	91	2391	271	651	.416	90	101	.891	18	247	265	119	201	1	63	41	797	8.8

THREE-POINT FIELD GOALS IN 04-05:	7-24	(.292)	THREE-POINT FIELD GOALS IN 11-12: 4-13 (.308)
THREE-POINT FIELD GOALS IN 07-08:	11-38	(.289)	THREE-POINT FIELD GOALS IN 12-13: 12-34 (.353)
THREE-POINT FIELD GOALS IN 08-09:	12-26	(.462)	THREE-POINT FIELD GOALS IN 13-14: 23-54 (.426)
THREE-POINT FIELD GOALS IN 09-10:	11-23	(.478)	THREE-POINT FIELD GOALS IN 14-15: 39-110 (.355)
THREE-POINT FIELD GOALS IN 10-11:	22-52	(.423)	THREE-POINT FIELD GOALS IN 15-16: 24-54 (.444)

PLAYOFF THREE-POINT FIELD GOALS: 165-428 (.386)

Paul Millsap

HEIGHT: 6-8
WEIGHT: 246
COLLEGE: Louisiana Tech
HIGH SCHOOL: Grambling, Grambling, LA
BIRTHPLACE: Monroe, Louisiana
BIRTHDATE: February 10, 1985 AGE: 31

NBA EXPERIENCE: 10 years
CURRENT NBA SEASON: 11th

FORWARD
4

HOW PAUL JOINED THE HAWKS: Re-signed with Atlanta on July 9, 2015 • Signed as a free agent by the Hawks on July 10, 2013 • Selected by the Utah Jazz in the second round (47th overall) of the 2006 NBA Draft as an early-entry candidate • Signed as a restricted free agent to an offer sheet by the Portland Trail Blazers on July 10, 2009, and re-signed with the Jazz on July 17, 2009 as Utah matched offer sheet.

LAST SEASON (2015-16): Averaged 17.1 points, 9.0 rebounds, 3.3 assists, 1.8 steals and 1.7 blocks in 32.7 minutes (.470 FG%, .319 3FG%, .757 FT%), playing in 81 games (all starts) • Was the only player in the league to average at least 17.0 ppg, 9.0 rpg, 3.0 apg, 1.5 spg and 1.5 bpg • A 2016 Eastern Conference All-Star, the third consecutive year being named to the midseason classic • Named the NBA's Eastern Conference Player of the Week for games played 4/4-4/10 • Ranked eighth in the NBA in bpg, 11th in spg, t16th in rpg, 22nd in FTM (309), 33rd in ppg and t39th in FG% • Scored in double-figures 75 times, including 29 20-point efforts (one 30-point game) • Ranked t17th in the league with 32 double-doubles (13 20-point/10-rebound games) • Led the team in scoring 32 times, rebounding 49 times and assists on eight occasions • Posted single season career-highs in rpg, apg, bpg, FTM (309) and starts • Led the club in ppg, rpg, spg, bpg and FTM, while finishing second in FGM (501) and third in apg • Tallied 31 points, 16 rebounds, five blocks, three assists and two steals (13-22 FGs, 5-7 3FGs) v/Bos (4/9) • Recorded 18 points, eight rebounds, a career-high six blocks, three assists and two steals (8-16 FGs, 2-2 FTs) v/Chi (1/9) • Also tied a career-high six blocks @Chi (3/28) • Missed one game (1/23) due to personal reasons • **SEASON HIGHS:** 31 pts v/BOS (4/9), 18 rebs @LAC (3/5), 8 assts v/Pho (4/5), 5 stls (4x), 6 blks (2x), 13 FGM v/BOS (4/9), 5 3FGM v/BOS (4/9), 11 FTM @MEM (11/27), 46 mins v/MIL (2/20).

PROFESSIONAL CAREER: Has appeared in 768 games (492 starts) in 10 seasons, averaging 13.9 points, 7.4 rebounds, 2.2 assists, 1.3 steals and 1.0 blocks in 29.1 minutes per game (.499 FG%, .334 3FG%, .732 FT%) • A three-time All-Star (all appearances with Atlanta) • Ranks sixth on the Utah Jazz all-time field goal percentage list (.516) • Played in 73 games (all starts) in **2014-15**, and put up 16.7 points, 7.8 rebounds, 3.1 assists, 1.8 steals and 1.0 blocks in 32.7 minutes (.476 FG%, .356 3FG%, .757 FT%) • A 2015 Eastern Conference All-Star for the second consecutive year, while also competing in the Degree Shooting Stars competition during All-Star Weekend • Named Kia NBA co-Eastern Conference Player of the Month for January • In **2013-14**, his first season with Atlanta, averaged 17.9 points, 8.5 rebounds, 3.1 assists, 1.7 steals and 1.1 blocks in 33.5 minutes (.461 FG%, .358 3FG%, .731 FT%), appearing in 74 games (73 starts) • Ranked ninth in the NBA in spg, t25th in rpg, t29th in ppg and 30th in bpg • Scored six points for the victorious Eastern Conference in the 2014 NBA All-Star Game • Named Eastern Conference Player of the Week on 1/27, for the first time in his career • In **2012-13** with Utah, appeared in 78 games (all starts), and averaged 14.6 points, 7.1 rebounds, 2.6 assists, 1.3 steals and 1.0 blocks in 30.4 minutes (.490 FG%, .742 FT%) • Appeared in 64 games (62 starts) in **2011-12**, and averaged 16.6 points, 8.8 rebounds, 2.3 assists and 1.8 steals in 32.5 minutes (.495 FG%, .792 FT%) • Ranked fourth in NBA in steals per game (1.8), leading the Jazz • In **2010-11**, appeared in 76 games (all starts), averaging 17.3 points and 7.6 rebounds (.531 FG%, .391 3FG%, .757 FT%) • Ranked 10th in NBA in field goal percentage • Had a career-high 46 points in an overtime win at Miami (11/9), the most by a Jazz player since Karl Malone had 56 points at Golden State on 4/7/98 • Played in all 82 games in **2009-10**, averaging 11.6 points and 6.8 rebounds (.538 FG%, .693 FT%) • Appeared in 76 games (38 starts) averaging 13.5 points, 8.6 rebounds and 1.8 assists in 30.1 minutes per game (.534 FG%, .699 FT%) in **2008-09** • Finished fourth in the NBA's Most Improved Player Award balloting • Collected 19 straight double-doubles (11/24-1/7), the longest streak in the NBA since 2006 • Appeared in all 82 games (two starts) for the second straight season in **2007-08**, averaging 8.1 points, 5.6 rebounds and 1.0 assists in 20.8 minutes (.504 FG%, .677 FT%) • Participated in the T-Mobile Rookie Challenge and Youth Jam during All-Star Weekend for second consecutive season • Appeared in 82 games as a rookie **(2006-07)**, averaging 6.8 points and 5.2 rebounds in 18.0 minutes, hitting .525 FG% and .673 FT%.

PLAYOFF HISTORY: Has played in 81 postseason contests with the Hawks and Jazz, starting 36, averaging 12.5 points, 7.4 rebounds, 1.8 assists, 1.3 blocks and 1.0 steals in 28.2 minutes (.458 FG%, .697 FT%) • Started all 10 games in the 2016 postseason, and averaged 16.7 points, 9.4 rebounds, 2.7 assists, 2.3 blocks and 1.3 steals in 36.5 minutes (.431 FG%, .745 FT%) • Recorded 16.3 points, 8.8 rebounds, 2.7 assists, 2.7 blocks and 1.2 steals in 36.3 minutes (.457 FG%, .731 FT%) in the six-game triumph over Boston in the Eastern Conference quarterfinals • Recorded 45 points, 13 rebounds, four blocks, three assists and two steals in 46 minutes (19-31 FGs, 3-6 3FGs, 4-6 FTs) @BOS (4/24); setting playoff career-highs in points and FGM • Posted 17.3 points, 10.3 rebounds, 2.8 assists, 1.8 blocks and 1.5 steals in 36.8 minutes in four games against Cleveland in the Eastern Conference semifinals • Saw action in all 16 postseason games (15 starting assignments) for Atlanta in the 2015 NBA Playoffs, averaging 15.2 points, 8.7 rebounds, 3.4 assists and 1.6 steals in 35.4 minutes (.407 FG%, .744 FT%) • Started all seven contests in the Hawks' 2014 first round series against Indiana, and put up 19.4 points, 10.9 rebounds, 2.9 assists, 1.9 blocks and 1.4 steals in 38.1 minutes (.398 FG%, .804 FT%) • In the 2012 first round series against the Spurs, put in 12.0 points, 11.0 rebounds and 2.5 blocks in 34.8 minutes in four starts • In 10 games off the bench in the 2010 playoffs vs. Denver and the LA Lakers, put in 18.0 points, 8.8 rebounds, 2.2 assists, 1.4 blocks and 1.1 steals (.574 FG%, .690 FT%) in 32.3 minutes • Played in all five first-round games against the Lakers in 2009 (off bench), and averaged 11.8 points, 8.0 rebounds and 1.6 assists in 31.0 minutes (.510 FG%, .500 FT%) • During the Jazz playoff run in 2008, played in 12 games against the Rockets and Lakers, averaging 6.4 points, 3.9 rebounds and 1.3 blocks in 17.5 minutes (.516 FG%, .520 FT%) • Saw action in 17 games during the 2007 postseason, tallying 5.9 points and 4.4 rebounds in 15.5 minutes (.525 FG%, .667 FT%) vs. Houston, Golden State and San Antonio • **PLAYOFF CAREER HIGHS:** 45 pts @BOS (4/24/16), 19 rebs (2x), 8 assts v/WAS (5/3/15), 5 stls @BKN (4/25/15), 5 blks v/SAS (5/5/12), 19 FGM @ BOS (4/24/16), 4 3FGM v/BKN (4/22/15), 11 FTM @CLE (5/24/15), 47 mins @BKN (4/27/15).

COLLEGIATE CAREER: Spent three seasons at Louisiana Tech (2003-06), where he averaged 18.6 points, 12.7 rebounds, 2.0 blocks and 1.3 steals (35.2 minutes) in 92 career contests • Became the only player in NCAA Division I history to lead the nation in rebounding three consecutive seasons • Ranks second on Tech's all-time rebounding list (1,172), and is seventh in scoring (1,701) • Put up 67 double-doubles • Earned All-WAC First Team honors each of his final two seasons • In 33 games as a junior in **2005-06**, averaged 19.6 points, 13.3 rebounds, 2.3 blocks and 1.9 steals in 34.1 minutes (.571 FG%, .623 FT%) • Ranked second in the conference in ppg, bpg, spg and FG% • Averaged 20.4 points, 12.4 rebounds and 1.9 blocks in 29 starts as a sophomore (36.6 minutes) in **2004-05**, hitting .575 FGs and .601 FTs • Became the first freshman in NCAA history to win the rebounding title, as he averaged 15.6 points, 12.5 rebounds and 1.7 bpg in 35.1 minutes (30 games, 29 starts) in **2003-04**.

PERSONAL INFO: Born in Monroe, LA • Spent much of his childhood in Denver before returning to Louisiana in 1999 • Son of Bettye Millsap, and has three brothers – John, Elijah and Abraham • John, who played on the Hawks' summer league team in 2013, played collegiately at Texas-San Antonio, was an All-Star in the CBA and spent time in the NBA D-League • Elijah has played for the Utah Jazz, and played collegiately at Alabama-Birmingham • Abraham played on the Hawks' summer league team in 2014 and 2015 • Selected by the Louisiana Association of Basketball Coaches as the Bob Pettit Award recipient as Louisiana Professional Player of the Year six times, including in 2016 • Recognized by his former high school (Grambling) with a "Paul Millsap Day" on 8/12/11 • Inducted into the Louisiana Tech Athletics Hall of Fame in 2011 • Favorite movie is "Friday," while favorite TV show is "Martin" • Favorite food is tacos • Enjoys listening to Hip-Hop and is a fan of Lil Wayne • Likes to play chess • Top vacation spot is Jamaica • He and his girlfriend LaToria Scott have three daughters – Xylah, Pnauyona and Paular, and a son, Porter • On Twitter @PaulMillsap4 and Instagram @paulmillsap4.

CAREER HIGHS

Points	FGM	FGA	3FGM	3FGA	FTM	FTA	Rebounds	Assists	Steals	Blocks	Minutes
46	19	28	7	10	15	16	24	10	8	6	53
11/9/10	11/9/10	11/9/10	12/23/13	12/23/13	1/28/15	Three	4/13/10	3/18/14	3/15/12	Two	4/16/12
@MIA	@MIA	@MIA	@MIA	@MIA	v/BKN	Times	@GSW	v/TOR	v/MIN	Times	v/DAL

CAREER STATS

NBA REGULAR SEASON

YEAR, TEAM	GP	MINS	FGM	FGA	PCT.	FTM	FTA	PCT.	REBOUNDS OFF	REBOUNDS DEF	REBOUNDS TOT	AST	PF	DQ	STL	BLK	PTS	AVG
06-07, UTA	82	1472	209	398	.525	140	208	.673	183	240	423	62	236	3	67	74	559	6.8
07-08, UTA	82	1702	253	502	.504	155	229	.677	167	293	460	81	269	4	72	73	661	8.1
08-09, UTA	76	2290	400	749	.534	228	326	.699	251	403	654	138	288	5	78	73	1028	13.5
09-10, UTA	82	2277	385	716	.538	183	264	.693	186	373	559	131	285	7	64	99	954	11.6
10-11, UTA	76	2605	525	988	.531	256	338	.757	164	415	579	187	272	2	103	69	1315	17.3
11-12, UTA	64	2100	426	861	.495	202	255	.792	180	383	563	150	222	5	118	52	1061	16.6
12-13, UTA	78	2375	429	875	.490	264	356	.742	177	377	554	201	232	1	102	80	1135	14.6
13-14, ATL	74	2482	483	1047	.461	286	391	.731	154	473	627	232	210	3	129	78	1328	17.9
14-15, ATL	73	2390	443	930	.476	255	337	.757	139	431	570	223	201	0	130	69	1218	16.7
15-16, ATL	81	2647	501	1066	.470	309	408	.757	198	534	732	265	237	2	147	139	1385	17.1
10 YR. TOT	768	22340	4054	8132	.499	2278	3112	.732	1799	3922	5721	1670	2452	32	1010	806	10644	13.9

THREE-POINT FIELD GOALS IN 06-07:	1-3	(.333)	THREE-POINT FIELD GOALS IN 11-12:	7-31	(.226)
THREE-POINT FIELD GOALS IN 07-08:	0-4	(.000)	THREE-POINT FIELD GOALS IN 12-13:	13-39	(.333)
THREE-POINT FIELD GOALS IN 08-09:	0-4	(.000)	THREE-POINT FIELD GOALS IN 13-14:	76-212	(.358)
THREE-POINT FIELD GOALS IN 09-10:	1-9	(.111)	THREE-POINT FIELD GOALS IN 14-15:	77-216	(.356)
THREE-POINT FIELD GOALS IN 10-11:	9-23	(.391)	THREE-POINT FIELD GOALS IN 15-16:	74-232	(.319)

CAREER THREE-POINT FIELD GOALS: 258-773 (.334)

NBA PLAYOFFS

YEAR, TEAM	GP	MINS	FGM	FGA	PCT.	FTM	FTA	PCT.	REBOUNDS OFF	REBOUNDS DEF	REBOUNDS TOT	AST	PF	DQ	STL	BLK	PTS	AVG
06-07, UTA	17	263	42	80	.525	16	24	.667	38	37	75	8	39	0	11	9	100	5.9
07-08, UTA	12	210	32	62	.516	13	25	.520	23	24	47	4	37	0	7	16	77	6.4
08-09, UTA	5	155	25	49	.510	9	18	.500	20	20	40	8	17	0	4	5	59	11.8
09-10, UTA	10	323	70	122	.574	40	58	.690	34	54	88	22	36	1	11	14	180	18.0
11-12, UTA	4	139	20	54	.370	8	16	.500	17	27	44	2	11	0	1	10	48	12.0
13-14, ATL	7	267	41	103	.398	45	56	.804	21	55	76	20	25	0	10	13	136	19.4
14-15, ATL	16	566	85	209	.407	58	78	.744	36	103	139	55	52	1	69	81	243	15.2
15-16, ATL	10	365	59	137	.431	41	55	.745	28	66	94	27	29	0	13	23	167	16.7
8 YR. TOT	81	2288	374	816	.458	230	330	.697	217	386	603	146	246	2	57	90	1010	12.5

THREE-POINT FIELD GOALS IN 06-07:	0-1	(.000)	THREE-POINT FIELD GOALS IN 13-14:	9-27	(.333)
THREE-POINT FIELD GOALS IN 07-08:	0-1	(.000)	THREE-POINT FIELD GOALS IN 14-15:	15-49	(.306)
THREE-POINT FIELD GOALS IN 09-10:	0-2	(.000)	THREE-POINT FIELD GOALS IN 15-16:	8-33	(.242)
THREE-POINT FIELD GOALS IN 11-12:	0-3	(.000)	PLAYOFF THREE-POINT FIELD GOALS:	32-116	(.276)

Mike Muscala

HEIGHT: 6-11
WEIGHT: 240
COLLEGE:
HIGH SCHOOL:
BIRTHPLACE:
BIRTHDATE:

NBA EXPERIENCE: 3 years
CURRENT NBA SEASON: 4th
Bucknell
Roseville, Roseville, MN
St. Louis Park, Minnesota
July 1, 1991 AGE: 25

FWD/CTR
31

HOW MIKE JOINED THE HAWKS: Atlanta exercised the contract option for the 2016-17 season on June 29, 2016 • Signed to a contract on February 27, 2014 • Acquired by the Hawks on June 28, 2013, along with the draft rights to Lucas Nogueira, and Jared Cunningham from Dallas, in exchange for the draft rights to Shane Larkin • Originally selected 44th overall by Dallas in the 2013 NBA Draft.

LAST SEASON (2015-16): Saw action in a career-high 60 games, averaging 3.3 points and 2.0 rebounds in 9.4 minutes (.500 FG%, .795 FT%) • Scored in double-figures three times • Led the team in rebounding on eight occasions • Had 12 points, two rebounds, one assist and one steal (4-5 FGs, 4-7 FTs) @Phi (2/3) • Hit a career-high 5-7 FTs (1-1 3FGs) on his way to seven points and one assist @Bos (11/13) • Missed two games (10/29-10/30) due to a right ankle sprain • **SEASON HIGHS:** 12 pts @Phi (2/3), 6 rebs (3x), 3 assts v/Orl (2/8), 3 stls v/Chi (2/26), 3 blks @Tor (3/30), 5 FGM (2x), 1 3FGM (12x), 5 FTM @Bos (11/13), 24 mins @Mem (11/27).

PROFESSIONAL CAREER: Has appeared in 120 games (eight starts) in three seasons with the Hawks, averaging 3.9 points and 2.4 rebounds in 10.6 minutes per game (.505 FG%, .859 FT%) • Played in 40 games (eight starts) in **2014-15,** and averaged 4.9 points, 3.0 rebounds in 12.6 minutes (.550 FG%, .409 3FG%, .880 FT%) • Scored in double-figures five times and had two double-digit rebounding games • Posted one double-double • Averaged 9.4 points, 5.9 rebounds, 1.6 assists and 1.1 steals in 25.5 minutes (.579 FG%, .571 3FG%, .833 FT%) as a starter • Tallied 18 points, 10 rebounds, four assists, two blocks and one steal in 34 minutes (7-13 FGs, 2-2 3FGs, 2-2 FTs) @CHA (3/28), setting or tying career-highs in points, assists, 3FGM and minutes • Grabbed a career-best 13 rebounds @DET (3/31) • Appeared in six games (two starts) for the Fort Wayne of the NBA Development League and averaged 12.8 points, 8.7 rebounds, 1.7 assists and 1.0 blocks in 29.9 minutes (.475 FG%, .857 FT%) • In **2013-14**, averaged 3.8 points and 2.6 rebounds in 10.7 minutes (.425 FG%, 14-14 FTs) in 20 contests off the bench • Scored in double-figures once • Tallied 15 points, four rebounds, three assists and two blocks in 25 minutes (6-8 FGs, 3-3 FTs) @MIL (4/16) • Made his NBA debut @PHO (3/2), finishing with four points, five rebounds and two blocks in 19 minutes (2-6 FGs) • Played in 20 games for Blusens Monbus Obradoiro of the Spanish ACB League earlier in the year, averaging 14.6 points (seventh in the league), a league-leading 7.8 rebounds and 1.1 assists in 26.3 minutes (.546 FG%, .871 FT%).

PLAYOFF HISTORY: Averaged 3.1 points and 1.7 rebounds in 8.3 minutes (.545 FG%) in 21 career playoff games for Atlanta • Recorded 2.7 points and 1.9 rebounds in 7.4 minutes (.500 FG%, 1.000 FT%) over nine games in the 2016 playoffs • Scored in double-figures once • Tallied 4.2 points and 1.8 rebounds in 10.2 minutes (.606 FG%) over 10 games in the 2015 postseason • Played in two games (2.5 mpg) in the Hawks' first round playoff matchup with Indiana in 2014 • **PLAYOFF CAREER HIGHS:** 10 pts @Cle (5/4/16), 6 rebs v/Bos (4/26/16), 1 asst (4x), 1 stl @BKN (5/1/15), 1 blk (4x), 4 FGM (3x), 2 3FGM @Cle (5/4/16), 2 FTM v/Bos (4/19/16), 15 mins v/WAS (5/13/15).

COLLEGIATE CAREER: Had an outstanding four-year career at Bucknell, finishing as the school's all-time scoring leader (2,036), and was second in rebounds (1,093) and blocks (271) • Named Patriot League Player of the Year and Defensive Player of the Year as a senior • Three-time First Team All-Patriot League selection, and Honorable Mention All-America by Associated Press as a senior • Named 2013 Academic All-American • In **2012-13**, averaged team-highs of 18.7 points, 11.1 rebounds and 2.4 blocks in 31.7 minutes (.509 FG%, .453 3FG%, .789 FT%) • As a junior in **2011-12**, posted 17.0 points, 11.1 rebounds and 2.4 blocks, scoring double-digits in 32-of-34 games (.503 FG%, .421 3FG%, .853 FT%) • Averaged 14.9 points, 7.3 rebounds and 2.0 blocks as a sophomore in **2010-11,** playing in 34 games (.517 FG%, .400 3FG%, .816 FT%) • As a freshman **(2009-10)**, put in 9.9 points, 4.9 rebounds and 2.2 blocks in 24.8 minutes (.462 FG%, .806 FT%), playing in 30 games.

CAREER HIGHS

Points	FGM	FGA	3FGM	3FGA	FTM	FTA	Rebounds	Assists	Steals	Blocks	Minutes
18	8	13	2	5	5	7	13	4	4	4	34
3/28/15	4/10/15	3/28/15	3/28/15	11/27/15	11/13/15	Two	3/31/15	Two	4/7/15	Two	3/28/15
@CHA	v/CHA	@CHA	@CHA	@MEM	@BOS	TImes	@DET	Times	v/PHO	Times	@CHA

Hawks.com /Hawks @ATLHawks

PERSONAL INFO: Born in St. Louis Park, MN • Last name pronounced muss-KAL-uh • Son of Bob Muscala and Mary and Thomas Maida • Has a sister, Madeline Maida • Played for coach Bartt Pierce at Roseville High, where he was a finalist for Minnesota Mr. Basketball honors as a senior • Winner of the Hawks' 2016 Jason Collier Memorial Trophy, presented annually to the individual who best exemplifies the characteristics Collier displayed off the court as a community ambassador • Majored in management at Bucknell • A fan of the TV show "Homeland," while "Anchorman" is his favorite movie • Favorite hobby is free-style rapping • Is the first-ever player from Bucknell to play in an NBA game, and was the third ever drafted • Is a fan of Drake • On Twitter @mikejawz and Instagram @mikejawz.

CAREER STATS

NBA REGULAR SEASON

YEAR, TEAM	GP	MINS	FGM	FGA	PCT.	FTM	FTA	PCT.	REBOUNDS OFF	REBOUNDS DEF	REBOUNDS TOT	AST	PF	DQ	STL	BLK	PTS	AVG
13-14, ATL	20	215	31	73	.425	14	14	1.000	17	35	52	7	15	0	3	10	76	3.8
14-15, ATL	40	502	83	151	.550	22	25	.880	52	67	119	25	52	0	16	19	197	4.9
15-16, ATL	60	565	76	152	.500	31	39	.795	38	79	117	34	72	1	13	27	195	3.3
3 YR. TOT	120	1282	190	376	.505	67	78	.859	107	181	288	66	153	1	32	56	468	3.9

THREE-POINT FIELD GOALS IN 13-14: 0-3 (.000)
THREE-POINT FIELD GOALS IN 14-15: 9-22 (.409)
THREE-POINT FIELD GOALS IN 15-16: 12-39 (.308)
CAREER THREE-POINT FIELD GOALS: 21-64 (.328)

NBA PLAYOFFS

YEAR, TEAM	GP	MINS	FGM	FGA	PCT.	FTM	FTA	PCT.	REBOUNDS OFF	REBOUNDS DEF	REBOUNDS TOT	AST	PF	DQ	STL	BLK	PTS	AVG
13-14, ATL	2	5	0	2	.000	0	0	---	0	0	0	0	0	0	0	0	0	0.0
14-15, ATL	10	102	20	33	.606	0	0	---	8	10	18	1	13	0	1	3	42	3.5
15-16, ATL	9	67	10	20	.500	2	2	1.000	7	10	17	3	6	0	0	1	24	2.7
3 YR. TOT	21	174	30	55	.545	2	2	1.000	15	20	35	4	19	0	1	4	66	3.1

THREE-POINT FIELD GOALS IN 14-15: 2-8 (.250)
THREE-POINT FIELD GOALS IN 15-16: 2-6 (.333)
PLAYOFF THREE-POINT FIELD GOALS: 4-14 (.286)

Taurean Prince

HEIGHT: 6-8
WEIGHT: 220
COLLEGE: Baylor
HIGH SCHOOL: Earl Warren, San Antonio, TX
BIRTHPLACE: San Marcos, Texas
BIRTHDATE: March 22, 1994 AGE: 22

NBA EXPERIENCE: Rookie
CURRENT NBA SEASON: 1st

FWD/CTR
12

HOW TAUREAN JOINED THE HAWKS: Atlanta acquired his draft rights from the Jazz in a three team trade that sent Jeff Teague to Indiana and George Hill to Utah on July 7, 2016 • Selected by Utah in the first round (12th overall) of the 2016 NBA Draft • Signed to a contract by Atlanta on July 15, 2016.

SUMMER LEAGUE: Played in three games (two starts) for the Hawks at the 2016 Las Vegas Summer League, and averaged 13.7 points, 6.0 rebounds, 3.0 steals and 1.7 assists in 26.3 minutes (.375 FG%, .938 FT%) • Scored in double-figures in all three contests, including one 20-point game • Recorded 21 points (5-11 FGs, 2-2 3FGs, 9-9 FTs), nine rebounds, two assists and one steal in 25 minutes in the victory against Sacramento (7/13).

COLLEGIATE CAREER: In four seasons at Baylor, played in 129 games (42 starting assignments) and averaged 10.2 points, 4.2 rebounds and 1.1 assists in 20.2 minutes (.460 FG%, .376 3FG%, .718 FT%) • Helped the Bears to 95-48 record during his career, including three NCAA Tournament berths (2014-16) and the 2013 NIT championship • Finished career ranked 13th on Baylor's all-time scoring list (1,321), ninth in 3-point percentage (.376) and tied for seventh in games played • As a senior **(2015-16)** started all 34 games, averaging 15.9 points, 6.1 rebounds, 2.3 assists and 1.3 steals in 30.6 minutes (.432 FG%, .361 3FG%, .774 FT%) • Named as an All-Big 12 selection (First Team by the league's coaches and Second Team by the media) • Named to the USBWA All-District VII Team and the NABC All-District 8 Second Team • Led the team in ppg and mpg • Finished fourth in the league in scoring and ninth in rebounding • Scored in double-figures in 28 games, including seven 20-point contests (two 30-point nights) • As a junior **(2014-15)**, appeared in 33 games (six starts) and put in 13.9 points, 5.6 rebounds, 1.5 steals and 1.3 assists in 26.3 minutes (.472 FG%, .395 3FG%, .644 FT%) • Awarded the National 6th Man Of The Year and was named to the All-Big 12 Second Team by the coaches and media • Scored in double-figures a team-best 27 times (seven 20-point outings) • Saw action in 38 games (two starts) as a sophomore **(2013-14),** posting 6.2 points and 2.8 rebounds in 14.2 minutes (.465 FG%, .366 3FG%, .709 FT%) • Scored in double-figures nine times • As a freshman **(2012-13)**, averaged 3.7 points and 2.2 rebounds in 6.4 minutes (.583 FG%, .333 3FG%, .727 FT%) in 24 contests • Scored in double-figures three times.

PERSONAL INFO: Full name is Taurean Waller-Prince • Born in San Marcos, Texas • Son of Anthony and Tamiyko Prince • A member of the United States Men's National Basketball Team that won the bronze medal at the 2015 Pan American Games • On Twitter @taureanprince and Instagram @taureanprince.

CAREER STATS

COLLEGIATE CAREER

YEAR, TEAM	GP	MINS	FGM	FGA	PCT.	FTM	FTA	PCT.	REBOUNDS OFF	REBOUNDS DEF	REBOUNDS TOT	AST	PF	DQ	STL	BLK	PTS	AVG
12-13, BAY	24	153	35	60	.583	16	22	.727	21	31	52	3	37		9	2	88	3.7
13-14, BAY	38	541	79	170	.465	61	86	.709	40	65	105	23	78		20	7	234	6.2
14-15, BAY	33	868	167	354	.472	65	101	.644	60	124	184	42	70		49	29	459	13.9
15-16, BAY	34	1040	187	433	.432	113	146	.774	81	125	206	77	86		43	25	540	15.9
4 YR. TOT	129	2602	468	1017	.460	255	355	.718	202	345	547	145	271		121	63	1321	10.2

THREE-POINT FIELD GOALS IN 12-13: 2-6 (.333)
THREE-POINT FIELD GOALS IN 13-14: 15-41 (.366)
THREE-POINT FIELD GOALS IN 14-15: 60-152 (.395)
THREE-POINT FIELD GOALS IN 15-16: 53-147 (.361)
CAREER THREE-POINT FIELD GOALS: 130-346 (.376)

Dennis Schröder

HEIGHT: 6-1 NBA EXPERIENCE: 3 years
WEIGHT: 172 CURRENT NBA SEASON: 4th
TEAM/HOME COUNTRY: NY Phantoms Braunschweig/Germany
BIRTHPLACE: Braunschweig, Germany
BIRTHDATE: September 15, 1993 AGE: 23

GUARD
17

HOW DENNIS JOINED THE HAWKS: Atlanta exercised the contract option for the 2016-17 season on October 27, 2015 • Selected by the Hawks in the first round (17th overall) of the 2013 NBA Draft • Signed to a contract on July 11, 2013.

LAST SEASON (2015-16): Saw action in a career-high 80 games (six starts), and averaged 11.0 points, 4.4 assists and 2.6 rebounds in 20.3 minutes (.421 FG%, .322 3FG%, .791 FT%) • Ranked t30th in the NBA in apg • Scored in double-figures 44 times, including six 20-point efforts • Had two double-doubles (one 20-point/10 assist game) and three double-digit assist nights • Averaged 13.7 points, 5.5 assists and 3.8 rebounds as a starter • Led the team in scoring six times, assists 20 times and rebounds on four occasions • Posted single season career-highs in ppg, rpg, apg, spg, bpg, FGM (329), and 3FGM (77) • Ranked second on the club in apg, third in FTM (144), fourth in FGM (329), and fifth in ppg and 3FGM (77) • Had 23 points, eight assists, four rebounds and one steal (7-9 FGs, 1-2 3FGs, career-high 8-9 FTs) @Was (3/23) • Tallied 25 points, 10 assists, eight rebounds, one steal and one block in 40 minutes (10-19 FGs, 3-8 3FGs, 2-2 FTs) v/Mil (2/20), setting or tying career-highs in points, rebounds, FGM, 3FGM and minutes • Tied his career-best of three 3FGM on seven other occasions • **SEASON HIGHS:** 25 pts v/MIL (2/20), 8 rebs v/MIL (2/20), 10 assts (3x), 4 stls (2x), 1 blk (9x), 10 FGM v/MIL (2/20), 3 3FGM (8x), 8 FTM @WAS (3/23), 40 mins v/MIL (2/20).

PROFESSIONAL CAREER: Owns career averages of 8.9 points, 3.7 assists and 2.1 rebounds in 18.3 minutes (.419 FG%, .324 3FG%, .795 FT%) in 206 games (16 starts) in three years with the Hawks • Participated in the BBVA Compass Rising Stars Challenge and Taco Bell Skills Challenge during All-Star Weekend in 2015 • Appeared in 77 games (10 starts) in **2014-15,** and averaged 10.0 points, 4.1 assists and 2.1 rebounds in 19.7 minutes (.427 FG%, .351 3FG%, .827 FT%) • Ranked t36th in the NBA in apg • Scored in double-figures 42 times (four 20-point efforts) • Had five double-doubles • Tallied 14.1 points, 7.7 assists and 3.4 rebounds in 29.2 minutes (.422 FG%, .350 3FG%, .783 FT%) as a starter (Hawks were 8-2) • Ranked second on the club in apg, third in FT% and sixth in ppg • Swiped a career-best five steals v/NYK (11/8), adding 11 points, two assists and one rebound • As a rookie in **2013-14,** averaged 3.7 points, 1.9 assists and 1.2 rebounds in 13.1 minutes (.383 FG%, .674 FT%), appearing in 49 games • Ranked t10th among NBA rookies in apg • Scored in double-figures two times • Assigned to Bakersfield of the NBA Development League on 12/4 and recalled on 12/16 • Averaged 17.0 points, 6.7 assists and 4.2 rebounds in 34.0 minutes (.479 FG%, .711 FT%) in six games (all starts) with the Jam.

PLAYOFF HISTORY: Has played in 28 career postseason contests for Atlanta, recording 9.5 points, 3.5 assists and 1.8 rebounds in 17.4 minutes (.418 FG%, .300 3FG%, .854 FT%) • Played in all 10 games during the 2016 playoffs, and put up 11.7 points, 3.6 assists and 1.9 rebounds in 19.1 minutes (.452 FG%, .343 3FG%, .846 FT%) • Posted 9.3 points, 2.8 assists and 1.7 rebounds in 18.5 minutes (.411 FG%, .778 FT%) in the six-game Eastern Conference quarterfinals victory against Boston • Recorded 15.3 points, 4.8 assists and 2.3 rebounds in 20.0 minutes (.500 FG%, .474 3FG%, 1.000 FT%) in four games against Cleveland in the Eastern Conference semifinals • Had 27 points, six assists and three rebounds (10-20 FGs, 5-10 3FGs, 2-2 FTs) @CLE (5/2); setting playoff career-highs in points, FGM and 3FGM • Averaged 9.0 points, 3.9 assists and 1.8 rebounds in 18.1 minutes during the 2015 postseason, seeing action in all 16 contests • Put up 10.8 points, 5.3 assists and 3.2 rebounds in 20.8 minutes in the six-game Eastern Conference Semifinals triumph over Washington • Appeared in two contests in Atlanta's first round playoff series against the Pacers in 2014, and averaged 2.5 points and 1.0 rebounds in 3.5 minutes (2-2 FGs, 1-1 3FGs) • **PLAYOFF CAREER HIGHS:** 18 pts @WAS (5/9/15), 5 rebs (2x), 8 assts @ WAS (5/11/15), 3 stls @WAS (5/15/15), 6 FGM (3x), 2 3FGM @WAS (5/11/15), 5 FTM (2x), 29 mins @WAS (5/11/15).

CAREER HIGHS

Points	FGM	FGA	3FGM	3FGA	FTM	FTA	Rebounds	Assists	Steals	Blocks	Minutes
25	10	21	3	9	9	11	8	11	5	1	40
2/20/16	2/20/16	11/15/15	Eleven	11/15/15	3/15/15	3/15/15	2/20/16	Two	11/8/14	Thirteen	2/20/16
v/MIL	v/MIL	v/SAC	Times	v/SAC	@LAL	@LAL	2/20/16	Times	v/NYK	Times	v/MIL

Hawks.com /Hawks @ATLHawks

INTERNATIONAL CAREER: Started all five games for Germany in the 2015 EuroBasket Tournament, posting a team-best 21.0 points and 6.0 assists, while posting 4.6 rebounds in 30.4 minutes (.481 FG%, .316 3FG%, .833 FT%) • Scored 29 points and added seven assists and four boards in 34 minutes vs. Italy (9/9) • Played for the New York Phantoms Braunschweig in Germany's top league (Beko League/Bundesliga) in 2012-13, and averaged 11.9 points and 3.3 assists in 24.7 minutes (.424 FG%, .402 3FG%, .838 FT%) in 31 games • Selected to the All-Star game • Also saw action in Germany's third division, Pro B, with Spot Up Medien Baskets Braunschweig, averaging 23.5 points (second in the league), 5.1 assists (eighth), 4.3 rebounds and 2.3 steals (eighth) in eight games (.399 FG%, .878 FT%) • Played in 30 games in 2011-12 with NY Phantoms Braunschweig, and put up 2.3 points in 8.0 minutes (.375 FG%, .645 FT%) • Also spent time with Spot Up Medien Baskets Braunschweig (23 games), averaging 19.0 points, 6.5 assists, 3.0 rebounds and 2.3 steals in 31.9 minutes (.450 FG%, .757 FT%) • In 2010-11, split time between Spot Up Medien Baskets Braunschweig (7.8 points and 2.1 assists in 18.3 minutes over 22 games, shooting .504 FG% and .778 FT%) and SG Braunschweig (20.6 points, 5.7 assists, 4.0 rebounds and 3.5 steals in 35.8 minutes over 11 games, hitting .389 FG% and .776 FT%) • Posted 7.1 points and 2.7 assists in 21.8 minutes (.402 FG%, .786 FT%) in 14 games (21.8 minutes) with SG Braunschweig in 2009-10 • Has represented Germany in junior national play: 2012 U-20 Euros (6.1 points, 2.0 assists) and 2011 U-18 Euros (13.5 points, 4.9 assists).

PERSONAL INFO: Born in Braunschweig, Germany • Last name is pronounced SHROO-derr • Has two brothers and two sisters • Mother is Gambian, while his late father was German • Played soccer and skateboarded until learning basketball at age 11 • Was the only active NBA player to participate in the NBA's annual ping-pong tournament during NBA Summer League in Las Vegas in 2014, which benefited the St. Jude Children's Hospital • Favorite food is chicken alfredo, and likes eating at Cheesecake Factory • Favorite movie is "I Am Legend" and top TV show is "Two and a Half Men" • Listens to R&B and Hip-Hop • Top vacation destinations are Gambia and South Africa • Can be found on Twitter @DennisMike93 and Instagram @dennismike93.

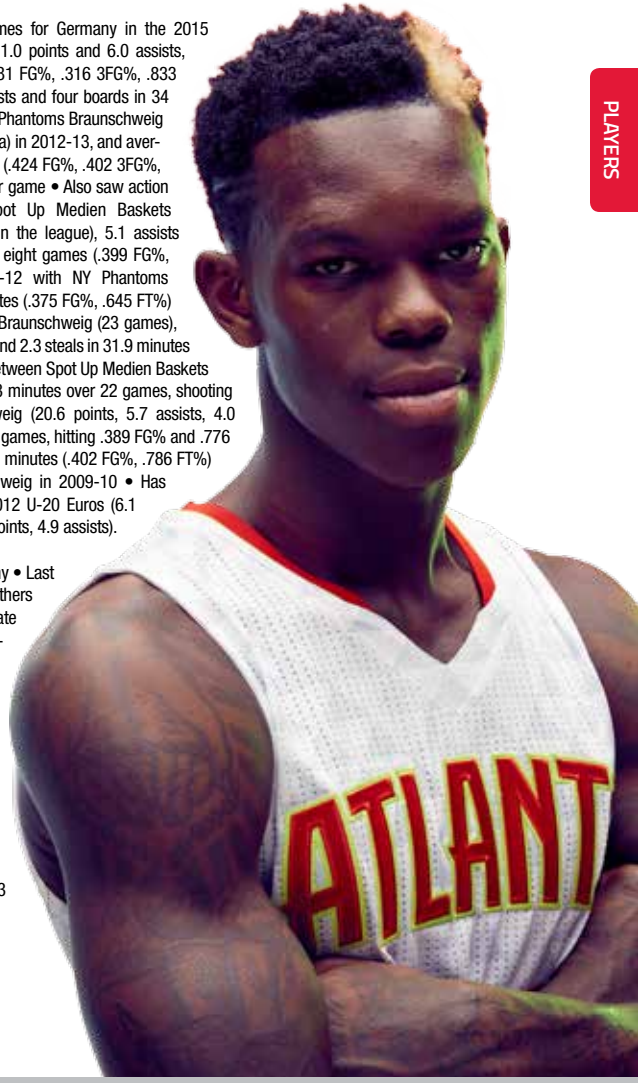

CAREER STATS

NBA REGULAR SEASON

YEAR, TEAM	GP	MINS	FGM	FGA	PCT.	FTM	FTA	PCT.	REBOUNDS OFF	REBOUNDS DEF	REBOUNDS TOT	AST	PF	DQ	STL	BLK	PTS	AVG
13-14, ATL	49	641	72	188	.383	29	43	.674	5	55	60	93	54	0	17	0	183	3.7
14-15, ATL	77	1516	284	665	.427	148	179	.827	29	135	164	317	127	0	49	4	768	10.0
15-16, ATL	80	1621	329	781	.421	144	182	.791	25	179	204	349	138	0	70	9	879	11.0
3 YR. TOT	206	3778	685	1634	.419	321	404	.795	59	369	428	759	319	0	136	13	1830	8.9

THREE-POINT FIELD GOALS IN 13-14: 10-42 (.238)
THREE-POINT FIELD GOALS IN 14-15: 52-148 (.351)
THREE-POINT FIELD GOALS IN 15-16: 77-239 (.322)
CAREER THREE-POINT FIELD GOALS: 139-429 (.324)

NBA PLAYOFFS

YEAR, TEAM	GP	MINS	FGM	FGA	PCT.	FTM	FTA	PCT.	REBOUNDS OFF	REBOUNDS DEF	REBOUNDS TOT	AST	PF	DQ	STL	BLK	PTS	AVG
13-14, ATL	2	7	2	2	1.000	0	0	---	0	2	2	0	1	0	0	0	5	2.5
14-15, ATL	16	290	56	145	.386	24	28	.857	5	24	29	62	28	0	9	0	144	9.0
15-16, ATL	10	191	47	104	.452	11	13	.846	6	13	19	36	24	0	4	1	117	11.7
3 YR. TOT	28	488	105	251	.418	35	41	.854	11	39	50	98	53	0	13	1	266	9.5

THREE-POINT FIELD GOALS IN 13-14: 1-1 (1.000)
THREE-POINT FIELD GOALS IN 14-15: 8-34 (.235)
THREE-POINT FIELD GOALS IN 15-16: 12-35 (.343)
PLAYOFF THREE-POINT FIELD GOALS: 21-70 (.300)

Mike Scott

HEIGHT: 6-8
WEIGHT: 237
COLLEGE: Virginia
HIGH SCHOOL: Deep Creek, Chesapeake, VA
BIRTHPLACE: Chesapeake, Virginia
BIRTHDATE: July 16, 1988 AGE: 28

NBA EXPERIENCE: 4 years
CURRENT NBA SEASON: 5th

FORWARD
32

HOW MIKE JOINED THE HAWKS: Re-signed with the Hawks on August 26, 2014 • Selected by the Hawks in the second round (43rd overall) of the 2012 NBA Draft • Signed to a contract on September 6, 2012.

LAST SEASON (2015-16): Compiled averages of 6.2 points, 2.7 rebounds and 1.0 assists in 15.3 minutes (.468 FG%, .392 3FG%, .794 FT%) in 75 games off the bench • Scored in double-figures 19 times and had one double-digit rebound night • Led the team in scoring twice and rebounding once • Posted single season career-highs in 3FG% and FT% • Ranked third on the club in 3FG% and fourth in FG% • Blocked a career-high two shots @Sac (1/21), also finishing with six points and one rebound (2-4 FGs, 2-3 3FGs) • Tied a career-high with three steals v/Bkn (1/16), adding five points, five rebounds and two assists • Knocked down 7-8 FGs, 2-2 3FGs and 2-2 FTs on his way to 18 points, two rebounds, one assist, one steal and one block v/NYK (12/26) • Missed two games due to a left knee contusion (12/10-12/12) and one contest due to personal reasons (3/10) • SEASON HIGHS: 18 pts v/NYK (12/26), 11 rebs v/GSW (2/22), 3 assts (5x), 3 stls v/BKN (1/16), 2 blks @SAC (1/21), 7 FGM (2x), 3 3FGM (3x), 3 FTM (2x), 26 mins @PHO (1/23).

PROFESSIONAL CAREER: Has played in career 263 games (seven starting assignments) over four seasons with Atlanta, averaging 7.4 points and 3.0 rebounds in 15.7 minutes (.466 FG%, .345 3FG%, .784 FT%) • Appeared in 68 games off the bench in 2014-15, and put up 7.8 points, 2.9 rebounds and 1.1 assists in 16.5 minutes (.444 FG%, .344 3FG%, .792 FT%) • Scored in double-figures 18 times, including three 20-point nights • Reached career-bests in apg and 3FGM (66) • In 2013-14, averaged 9.6 points and 3.6 rebounds in 18.5 minutes in a team-high 80 games (six starts), shooting .479 FG% and .780 FT% • Scored in double-figures 40 times (five 20-point games, including one 30-point night) and had one double-double • Averaged 14.0 points, 5.3 rebounds and 1.5 assists in 32.5 minutes as a starter • Also ranked fourth on the team in FGM and sixth in points per game • Scored in double-figures in 13 consecutive games (1/8-2/5), the longest streak of his career • As a rookie in 2012-13, averaged 4.6 points and 2.8 rebounds in 9.4 minutes (.476 FG%, .768 FT%) in 40 games (one start) • Scored in double-figures seven times, including two 20-point efforts • Assigned to Bakersfield of the NBA Development League on 12/1, and recalled to the Hawks on 12/11 • Assigned to Bakersfield again on 3/1 and was recalled on 3/6 • Averaged 18.1 points, 8.3 rebounds and 1.4 assists in 32.6 minutes (.505 FG%, .805 FT%) in seven total games for the Jam.

PLAYOFF HISTORY: Has appeared in 32 playoff games for the Hawks, averaging 6.1 points and 3.2 rebounds in 15.6 minutes (.440 FG%, .800 FT%) • Played in 10 contests for the Hawks in the 2016 postseason, and averaged 6.5 points and 3.2 rebounds in 16.1 minutes (.625 FG%, .500 3FG%, .875 FT%) • Scored in double-figures twice • Set or tied playoff career-bests in points (17) and FGM (7) v/BOS (4/26) • Played in 11 games during the Hawks' 2015 playoff run, recording 4.5 points and 4.2 rebounds in 15.6 minutes (.382 FG%, 1.000 FT%) • In Atlanta's 2014 first round matchup with Indiana, played in all seven contests and averaged 9.4 points and 2.6 rebounds in 20.9 minutes • In the Game 5 win at Indiana (4/28/14), exploded for all 17 of his points in the second quarter (6-6 FGs, 5-5 3FGs – the second-most three's in a quarter in NBA playoff history) • In the Hawks' 2013 first-round loss to the Pacers played in four contests, and averaged 3.3 points and 1.8 rebounds in 5.0 minutes (.500 FG%, .750 FT%) • **PLAYOFF CAREER HIGHS:** 17 pts (2x), 9 rebs @CLE (5/24/15), 2 assts (3x), 2 stls v/BKN (4/19/15), 7 FGM v/BOS (4/26/16), 5 3FGM @IND (4/28/14), 3 FTM (2x), 32 mins @CLE (5/24/15).

COLLEGIATE CAREER: A five-year player at Virginia, he earned First Team All-ACC honors as a senior (2011-12), when he averaged 18.0 points, 8.3 rebounds and 1.2 assists (.563 FG%, .808 FT%) in 31.2 minutes • Hit double-figures in 29-of-32 games • Led the team in scoring and rebounding • Finished third in school history in rebounds (944) and double-doubles (34), while ranking 16th in points (1,538) • Also led the Cavaliers in scoring (15.9) and rebounding (10.2) as a junior in 2010-11, but played in just 10 games due to injury, and received a medical redshirt for the season • In his true junior campaign (2009-10), put in 12.0 points and 7.2 rebounds • Led the team in rebounding as a sophomore (7.4) in 2008-09, also scoring 10.3 points • As a freshman in 2007-08, tallied 5.7 points and 5.3 rebounds in 18.1 minutes (.441 FG%, .703 FT%).

CAREER HIGHS

Points	FGM	FGA	3FGM	3FGA	FTM	FTA	Rebounds	Assists	Steals	Blocks	Minutes
30	12	23	6	9	7	9	14	5	3	2	40
2/22/14	4/4/14	4/14/14	2/22/14	3/2/14	Two	1/24/14	4/17/13	3/9/15	Three	1/21/16	3/2/14
v/NYK	v/CLE	v/CHA	v/NYK	@PHO	Times	v/SAS	@NYK	v/SAC	Times	@SAC	@PHO

Hawks.com /Hawks @ATLHawks

PERSONAL INFO: Born in Chesapeake, VA • Graduated from University of Virginia with a degree in Anthropology • Has two brothers – Antonr Scott and Derrick Mackall • Attended Deep Creek HS, then prepped a' Hargrave Military Academy in Chatham, VA, where he was a teammate of former Hawk Jordan Crawford • Enjoys playing ping pong and video games (Xbox) • Greatest personal achievement was earning first team All-ACC honors • Most embarrassing moment was in eighth grade when he scored in the wrong basket • Would like to meet President Obama, and if he could be anyone for a day, would be Mike Tyson • Favorite TV shows are "Martin" and "The Fresh Prince of Bel-Air" • Top actors/actresses are Will Smith, Denzel Washington, Halle Berry and Rosario Dawson • Enjoys listening to Jay-Z, Drake and Kanye West • If he wasn't playing in the NBA, he'd own a barbershop • Favorite teams outside the NBA are Manchester United and the Washington Redskins • Favorite vacation spot is his hometown of Chesapeake • Can be found on Twitter @mikescott and Instagram @mikescottva.

CAREER STATS

NBA REGULAR SEASON

YEAR, TEAM	GP	MINS	FGM	FGA	PCT.	FTM	FTA	PCT.	REBOUNDS OFF	DEF	TOT	AST	PF	DQ	STL	BLK	PTS	AVG
12-13, ATL	40	376	70	147	.476	43	56	.768	39	71	110	12	32	0	4	2	183	4.6
13-14, ATL	80	1482	301	628	.479	103	132	.780	62	222	284	75	121	0	30	7	767	9.6
14-15, ATL	68	1123	201	453	.444	61	77	.792	45	154	199	75	83	0	25	3	529	7.8
15-16, ATL	75	1146	176	376	.468	50	63	.794	53	153	206	78	102	0	25	17	464	6.2
4 YR. TOT	263	4127	748	1604	.466	257	328	.784	199	600	799	240	338	0	84	29	1943	7.4

THREE-POINT FIELD GOALS IN 12-13: 0-1 (.000)
THREE-POINT FIELD GOALS IN 13-14: 62-200 (.310)
THREE-POINT FIELD GOALS IN 14-15: 66-192 (.344)
THREE-POINT FIELD GOALS IN 15-16: 62-158 (.392)
CAREER THREE-POINT FIELD GOALS: 190-551 (.345)

NBA PLAYOFFS

YEAR, TEAM	GP	MINS	FGM	FGA	PCT.	FTM	FTA	PCT.	REBOUNDS OFF	DEF	TOT	AST	PF	DQ	STL	BLK	PTS	AVG
12-13, ATL	4	20	5	10	.500	3	4	.750	1	6	7	1	2	0	0	0	13	3.3
13-14, ATL	7	146	23	63	.365	10	14	.714	3	15	18	3	11	0	1	0	66	9.4
14-15, ATL	11	172	21	55	.382	4	4	1.000	16	30	46	5	16	0	5	0	50	4.5
15-16, ATL	10	161	25	40	.625	7	8	.875	5	27	32	5	20	0	3	3	65	6.5
4 YR. TOT	32	499	74	168	.440	24	30	.800	25	78	103	14	49	0	9	3	194	6.1

THREE-POINT FIELD GOALS IN 12-13: 0-1 (.000)
THREE-POINT FIELD GOALS IN 13-14: 10-31 (.323)
THREE-POINT FIELD GOALS IN 14-15: 4-26 (.154)
THREE-POINT FIELD GOALS IN 15-16: 8-16 (.500)
PLAYOFF THREE-POINT FIELD GOALS: 22-74 (.297)

Thabo Sefolosha

HEIGHT: 6-7 NBA EXPERIENCE: 10 years
WEIGHT: 220 CURRENT NBA SEASON: 11th
TEAM/HOME COUNTRY: Angelico Biella/Switzerland
BIRTHPLACE: Vevey, Switzerland
BIRTHDATE: May 2, 1984 AGE: 32

GRD/FWD
25

HOW THABO JOINED THE HAWKS: Acquired by the Hawks in a sign-and-trade transaction from Oklahoma City, along with the draft rights to Giorgos Printezis, in exchange for the draft rights to Sofoklis Schortsanitis on July 15, 2014 • Originally selected by the Philadelphia 76ers in the first round (13th overall) of the 2006 NBA Draft, and his draft rights were sent to Chicago in exchange for the draft rights to Rodney Carney (14th overall pick) and cash considerations • Acquired by the Thunder from Chicago on February 19, 2009, along with cash considerations in exchange for a 2009 first-round pick.

LAST SEASON (2015-16): Played in 75 games (11 starts), averaging 6.4 points, 4.5 rebounds, 1.4 assists and 1.1 steals in 23.4 minutes (a single season career-best .505 FG%, .339 3FG%, .626 FT%) • Ranked seventh in the NBA in STL/TO ratio (1.25) • Scored in double-figures 21 times and had one double-double • Tied for first on the club in FG%, while ranking fourth in rpg and spg • Led the team in rebounding three times and in assists once • Averaged 9.1 points, 4.7 rebounds, 1.6 assists and 1.5 steals and in 29.5 minutes (.544 FG%, .385 3FG%) as a starter • Missed four games (10/29, 11/3, 11/6, 11/27) due to ankle rehab and one contest (1/9) due to a sore right wrist • **SEASON HIGHS:** 15 pts v/BOS (11/24), 11 rebs v/MEM (3/12), 6 assts v/OKC (11/30), 5 stls v/HOU (3/19), 3 blks v/BOS (11/24), 7 FGM v/BOS (11/24), 2 3FGM (8x), 6 FTM @PHO (1/23), 39 mins v/OKC (11/30).

PROFESSIONAL CAREER: Has appeared in 678 games (425 starting assignments) in 10 seasons with Chicago, Oklahoma City and Atlanta, and holds career averages of 5.8 points, 3.8 rebounds, 1.5 assists and 1.1 steals in 23.0 minutes (.447 FG%, .345 3FG%, .732 FT%) • Named to the NBA's All-Defensive Second Team in 2009-10 • Appeared in 52 games (seven starts) in first season with Atlanta in **2014-15**, and put up 5.3 points, 4.3 rebounds, 1.4 assists and 1.0 steals in 18.8 minutes (.418 FG%, .321 3FG%, .776 FT%) • Scored in double-figures nine times and recorded one double-double • Averaged 7.1 points, 5.0 rebounds, 1.6 assists, 1.1 steals and 1.0 blocks in 25.7 minutes (.426 FG%, .667 FT%) as a starter • With Oklahoma City in **2013-14**, started and played in 61 games, averaging 6.3 points, 3.6 rebounds, 1.5 assists and 1.3 steals in 26.0 minutes (.415 FG%, .768 FT%) • Scored in double-figures 12 times (Oklahoma City went 11-1 in those games) • Recorded six steals (one shy of career-high) @LAC (11/13) and matched it on 1/29 @MIA • In **2012-13**, averaged a career-best 7.6 points on a career-high .481 FG% in 81 games, all starts • Added 3.9 rebounds, 1.5 assists and 1.3 steals in 27.5 minutes (.419 3FG%) • Scored in double-figures 21 times • Recorded a steal in a career-best 14 consecutive games • Put in 4.8 points, 3.0 rebounds and 1.1 assists (.432 FG%, .437 3FG%, .884 FT%) in 42 starts in **2011-12** • OKC went 31-11 when he started • Led the team in three-point accuracy • In **2010-11,** posted averages of 5.1 points, 4.4 rebounds, 1.4 assists and 1.2 steals in 25.9 minutes (.471 FG%) • Scored 10-or-more points 11 times (Thunder were 9-2) • Played career-high 55 minutes in triple OT contest @NJN (12/1) • Started all 82 games in **2009-10**, averaging 6.0 points, 4.7 rebounds, 1.8 assists and 1.2 steals in 28.6 minutes (.440 FG%, .674 FT%) • Earned NBA All-Defensive Second Team honors • Split time in **2008-09** between Chicago (43 games) and Oklahoma City (23 games), and averaged 5.9 points, 3.7 rebounds, 1.7 assists and 1.1 steals in 22.0 minutes (.426 FG%, .836 FT%) • Played in 69 games, starting 22, with the Bulls in **2007-08**, averaging 6.7 points, 3.7 rebounds and 1.9 assists in 20.8 minutes (.428 FG%, .721 FT%) • Scored 20-or-more points four times, and had three games with double-figure rebounds • As a rookie in **2006-07,** appeared in 71 games and put in 3.6 points and 2.2 rebounds in 12.2 minutes (.426 FG%) • Recorded one double-double.

PLAYOFF HISTORY: Has seen action in 88 career postseason games (69 starts) with Chicago, Oklahoma City and the Hawks, averaging 4.8 points, 3.0 rebounds, 1.2 assists and 1.0 steals in 19.9 minutes (.406 FG%, .770 FT%) • Appeared in 10 games (two starts) in the 2016 playoffs against Boston and Cleveland, and averaged 5.9 points, 4.1 rebounds, 1.7 assists and 1.0 steals in 20.3 minute (.478 FG%, .368 3FG%) • Recorded 12.0 points, 5.0 rebounds, 2.5 assists and 1.3 steals in two starting assignments • Tied a postseason career-high with six assists v/BOS (4/26) • In the 2014 playoffs against Memphis, the LA Clippers and San Antonio, played in 15 games (13 starts) and averaged 3.7 points and 2.1 rebounds in 15.7 minutes (.418 FG%, .800 FT%) • Started and played in 11 postseason games in 2013, posting 5.7 points, 4.5 rebounds, 2.1 assists and 1.1 steals in 27.3 minutes, scoring in double figures once • Started all 20 games during the 2012 playoffs, averaging 5.3 points, 2.7 rebounds, 1.5 steals and 1.3 assists in 22.3 minutes • Scored playoff career-high 19 points, adding playoff career-best six steals during Game 3 of the Western Conference Finals v/SAS (5/31) • Appeared and started in 17 games in 2011 postseason, tallying 4.6 points and 3.1 rebounds in 20.2 minutes (.463 FG%, 13-13 FTs) • Started six contests in 2010 postseason, averaging 4.5 points, 3.0 rebounds and 1.2 assists in 21.2 minutes • In 2007, appeared in nine of Chicago's 10 playoff games and averaged 3.3 points and 1.9 rebounds in 11.0 minutes • **PLAYOFF CAREER HIGHS:** 19 pts v/SAS (5/31/12), 9 rebs @HOU (4/27/13), 6 assts (2x), 6 stls v/SAS (5/31/12), 2 blks (5x), 7 FGM v/SAS (5/31/12), 4 3FGM v/SAS (5/31/12), 5 FTM (2x), 42 mins @HOU (4/27/13).

INTERNATIONAL CAREER: Played in seven games with Fenerbahce Ulker in Istanbul in **2011-12** and averaged 11.4 points, 6.0 rebounds and 2.1 steals in 26.9 minutes (.529 FG%, .353 3FG%, .633 FT%) • Played for the Swiss team in the 2009 Eurobasket Championships, compiling 15.8 points, 6.5 rebounds and 3.3 assists in 37.3 minutes (four games) • Played in Italy with Angelico Biella in **2005-06,** averaging 12.0 points, 6.4 rebounds, 2.3 assists and 2.0 steals in 29.4 minutes • From **2002-05** spent time with Chalon-Sur-Saone in France • Began pro career at age 17 with Tege Riviera Basket in Switzerland.

PERSONAL INFO: Full name is Thabo Patrick Sefolosha • Born and raised in Switzerland, and is the first Swiss NBA player • He and his wife Bertille have two daughters, Lesedi and Naledi • Fluent in Italian, French and English • Enjoys watching "Homeland," and favorite movie is "Hoop Dreams" • Favorite book is "The Alchemist" • Father is a musician and his mother is a painter • On Twitter @ThaboSefolosha and Instagram @thabosefolosha.

CAREER HIGHS

Points	FGM	FGA	3FGM	3FGA	FTM	FTA	Rebounds	Assists	Steals	Blocks	Minutes
28	11	21	6	10	8	8	13	7	7	4	55
2/20/13	2/20/13	2/9/08	2/20/13	2/20/13	3/11/09	Two	Three	4/14/08	4/9/12	Six	12/1/10
@HOU	@HOU	@UTA	@HOU	@HOU	@DEN	Times	Times	@MIL	@MIL	Times	@NJN

CAREER STATS

NBA REGULAR SEASON

YEAR, TEAM	GP	MINS	FGM	FGA	PCT.	FTM	FTA	PCT.	REBOUNDS OFF	REBOUNDS DEF	REBOUNDS TOT	AST	PF	DQ	STL	BLK	PTS	AVG
06-07, CHI	71	868	109	256	.426	23	45	.511	35	118	153	60	100	0	33	11	256	3.6
07-08, CHI	69	1436	180	421	.428	75	104	.721	50	205	255	129	128	1	61	30	464	6.7
08-09, CHI-OKC	66	1453	152	357	.426	61	73	.836	54	188	242	111	104	0	75	45	389	5.9
09-10, OKC	82	2348	194	441	.440	60	89	.674	76	311	387	145	154	1	97	46	489	6.0
10-11, OKC	79	2049	157	333	.471	59	79	.747	65	281	346	111	171	0	97	38	401	5.1
11-12, OKC	42	914	67	155	.432	38	43	.884	21	107	128	47	78	0	37	17	203	4.8
12-13, OKC	81	2229	224	466	.481	57	69	.826	58	259	317	125	177	0	103	44	613	7.6
13-14, OKC	61	1584	141	340	.415	53	69	.768	50	170	220	94	90	0	79	17	383	6.3
14-15, ATL	52	976	104	249	.418	45	58	.776	53	170	223	75	67	0	53	21	278	5.3
15-16, ATL	75	1758	188	372	.505	62	99	.626	52	282	334	107	109	0	85	37	480	6.4
10 YR. TOT	678	15615	1516	3390	.447	533	728	.732	514	2091	2605	1004	1178	2	720	306	3956	5.8

THREE-POINT FIELD GOALS IN 06-07:	15-42	(.357)	THREE-POINT FIELD GOALS IN 11-12: 31-71 (.437)
THREE-POINT FIELD GOALS IN 07-08:	29-88	(.330)	THREE-POINT FIELD GOALS IN 12-13: 108-258 (.419)
THREE-POINT FIELD GOALS IN 08-09:	24-87	(.276)	THREE-POINT FIELD GOALS IN 13-14: 48-152 (.316)
THREE-POINT FIELD GOALS IN 09-10:	41-131	(.313)	THREE-POINT FIELD GOALS IN 14-15: 25-78 (.321)
THREE-POINT FIELD GOALS IN 10-11:	28-102	(.275)	THREE-POINT FIELD GOANS IN 15-16: 42-124 (.339)

CAREER THREE-POINT FIELD GOALS: 391-1133 (.345)

NBA PLAYOFFS

YEAR, TEAM	GP	MINS	FGM	FGA	PCT.	FTM	FTA	PCT.	REBOUNDS OFF	REBOUNDS DEF	REBOUNDS TOT	AST	PF	DQ	STL	BLK	PTS	AVG
06-07, CHI	9	99	10	26	.385	7	12	.583	4	13	17	7	11	0	2	0	30	3.3
09-10, OKC	6	127	8	27	.296	8	9	.889	3	15	18	7	15	0	5	6	27	4.5
10-11, OKC	17	344	31	67	.463	13	13	1.000	12	41	53	12	24	0	16	5	79	4.6
11-12, OKC	20	446	41	102	.402	8	9	.889	11	42	53	26	44	0	30	9	106	5.3
12-13, OKC	11	300	21	61	.344	9	11	.818	13	36	49	23	26	0	12	5	63	5.7
13-14, OKC	15	236	23	55	.418	4	5	.800	7	24	31	10	10	0	10	0	56	3.7
15-16, ATL	10	203	22	46	.478	8	15	.533	8	33	41	17	17	0	10	6	59	5.9
7 YR. TOT	88	1755	156	384	.406	57	74	.770	58	204	262	102	147	0	85	31	420	4.8

THREE-POINT FIELD GOALS IN 06-07:	3-8	(.375)	THREE-POINT FIELD GOALS IN 12-13: 12-38 (.316)
THREE-POINT FIELD GOALS IN 09-10:	3-13	(.231)	THREE-POINT FIELD GOALS IN 13-14: 6-23 (.261)
THREE-POINT FIELD GOALS IN 10-11:	4-26	(.154)	THREE-POINT FIELD GOALS IN 15-16: 7-19 (.368)
THREE-POINT FIELD GOALS IN 11-12:	16-49	(.327)	PLAYOFF THREE-POINT FIELD GOALS: 51-176 (.290)

Tiago Splitter

HEIGHT: 6-11 NBA EXPERIENCE: 6 years
WEIGHT: 245 CURRENT NBA SEASON: 7th
TEAM/HOME COUNTRY: Caja Laboral/Brazil
BIRTHPLACE: Blumenau, Santa Catarina, Brazil
BIRTHDATE: January 1, 1985 AGE: 31

FWD/CTR
11



HOW TIAGO JOINED THE HAWKS: Acquired from the San Antonio Spurs on July 9, 2015 in exchange for the draft rights to Georgios Printezis and a future second round pick • Selected by San Antonio in the first round (28th overall) of the 2007 NBA Draft • Signed with the Spurs on July 12, 2010 • Re-signed with San Antonio on July 13, 2013.

LAST SEASON (2015-16): Saw action in 36 games (two starting assignments) in first season with Atlanta, averaging 5.6 points and 3.3 rebounds in 16.1 minutes (.523 FG%, .813 FT%) • Scored in double-figures six times • Averaged 2.0 points, 3.0 rebounds and 1.5 assists in 14.5 minutes as a starter • Tied a career-high with three steals v/SAS (12/12), adding four points (2-3 FGs) and four rebounds • Missed 40 games due to a right hip injury/right hip rest and subsequent surgery on 2/25 (11/24-12/2, 12/10, 2/1-4/13), and four contests due to a mild right calf strain (12/28-1/5) • **SEASON HIGHS:** 11 pts v/DET (12/23), 7 rebs (2x), 3 assts (2x), 3 stls v/SAS (12/12), 1 blks (12x), 5 FGM v/ORL (1/18), 4 FTM @NOP (11/6), 23 mins @NYK (10/29).

PROFESSIONAL CAREER: Has appeared in 347 games (153 starting assignments) over six NBA seasons with San Antonio and Atlanta, averaging 8.0 points, 5.1 rebounds and 1.2 assists in 19.4 minutes per game (.557 FG%, .696 FT%) • In **2014-15**, played in 52 games (35 starts) for the Spurs, averaging 8.2 points, 4.8 rebounds and 1.5 assists in 19.8 minutes (.558 FG%, .750 FT%) • Scored in double-figures 16 times, including one 20-point game • Pulled down 10-or-more rebounds three times and had one double-double • Recorded a season-high 23 points (10-14 FGs, 3-4 FTs) to go with eight rebounds and two assists in 27 minutes @ATL (3/22) • Posted a double-double with 12 points and 13 rebounds along with two assists in 28 minutes @NYK (3/17) • Grabbed a career-high tying 14 rebounds while scoring seven points in 31 minutes v/PHO (1/9) • Played in 59 games, starting 50, in **2013-14** • Averaged 8.2 points, 6.2 rebounds and 1.5 assists in 21.5 minutes • Shot .523 from the floor and .699 from the charity stripe • Scored in double-figures 25 times, including 20-or-more points twice • Pulled down 10-plus rebounds nine times • Tied career-high of 14 rebounds twice • Played in 81 games (leading the team), starting in 58, averaging a career-high 10.3 points, 6.4 rebounds and 1.6 assists in 24.7 minutes in **2012-13** • Shot .560 from the field (seventh in the NBA) and .730 from the free throw line • Scored in double-figures 49 times, including 20-or-more on three occasions • Posted 14 double-doubles and had 10-or-more rebounds 15 times • Posted a double-double with 21 points, 10 rebounds and three assists v/OKC (3/11) • Tallied 15 points, 12 rebounds, a career-high seven assists and two blocks @WAS (11/26) • Sat out the final game of the season • Averaged 9.3 points, 5.2 rebounds and 1.1 assists in 19.0 minutes (.618 FG%, .691 FT%) in **2011-12**, seeing time in 59 games (two starts) • Scored in double-figures 29 times (two games with 20-plus points) and had two double-doubles • Scored a career-best 26 points on 10-13 FGs and 6-7 FTs, adding five rebounds, one assist and one block in 20 minutes @PHO (4/25) • Missed three games due to a right calf strain (2/18-2/23) and four due to mid-back spasms (3/23-3/27) • In **2010-11**, saw action in 60 contests (six starts), averaging 4.6 points and 3.4 rebounds in 12.3 minutes (.529 FG%, .543 FT%) • Scored in double figures 10 times • Posted his only double-double of the year with 10 points and career-high 14 rebounds in 27 minutes v/GSW (3/21) • Missed seven games (2/11-2/27) due to strained left hamstring • Diagnosed with strained right plantaris muscle on 9/30 • Was inactive for two games (10/27-10/30).

PLAYOFF HISTORY: Has seen action in 65 career postseason contests with the Spurs, starting 40, averaging 6.3 points, 4.3 rebounds and 1.4 assists (.572 FG%, .586 FT%) in 19.1 minutes • Started all seven contests in San Antonio's 2015 first round series against the Clippers, and put up 3.4 points, 4.4 rebounds and 1.3 assists in 17.6 minutes • Appeared in 23 games (18 starts) in the 2014 playoffs on its run to winning the NBA Championship, and averaged 7.5 points, 6.1 rebounds and 2.0 assists in 22.4 minutes (.610 FG%, .718 FT%) • Started all seven games in the First Round of the playoffs versus Dallas and averaged 10.7 points, 9.0 rebounds, 2.3 assists and 1.0 steals in 27.5 minutes (.619 FG%, .767 FT%) • Scored a playoff career-high 19 points, while adding eight rebounds, two assists and two steals in 33 minutes @DAL (5/2) • Recorded a double-double with 14 points and a postseason career-best 13 rebounds, while posting three assists and one steal in 29 minutes @DAL (4/26) • In the NBA Finals, played in all five games (two starts) versus the Miami Heat and posted 6.2 points, 3.4 rebounds and 2.0 assists in 16.8 minutes (.706 FG%, .778 FT%) • Recorded four double-doubles and scored in double digits six times throughout the postseason run • Played in 19 games (15 starts) for the Spurs in the 2013 playoffs on the way to the NBA Finals, and recorded 6.1 points, 3.1 rebounds and 1.2 assists in 20.4 minutes (.536 FG%, .788 FT%) • Scored in double-figures three times throughout the playoff run • Recorded a playoff career-high four steals and added four points, six rebounds and one assist in 25 minutes in a victory v/GSW (5/14) • Tallied a postseason career-best four blocks, while putting up nine points, three assists, two rebounds and one steal in a win @MEM (5/27) • In the 2012 playoffs, appeared in 13 games, averaging 5.8 points and 2.8 rebounds in 12.9 minutes (.638 FG%) • Recorded double-digit scoring three times • In the 2011 postseason, played in three games, and averaged 6.7 points, 4.7 rebounds and 1.0 steals in 16.7 minutes (.625 FG%) • Scored in double-figures once, with 10 points and nine boards in 22 minutes @MEM (4/25) • PLAYOFF CAREER HIGHS: 19 pts @DAL (5/2/14), 13 rebs @DAL (4/26/14), 7 assts v/POR (5/14/14), 4 stls v/GSW (5/14/13), 4 blks @MEM (5/27/13), 7 FGM v/DAL (4/30/14), 11 FTM @DAL (5/2/14), 34 mins v/MEM (5/21/13).

INTERNATIONAL CAREER: Has played professionally since the age of 15 • Signed by Caja Laboral in April of 2000 • Led Caja Laboral to four Spanish League regular season titles (2004, 2005, 2007 and 2009) and two Spanish League championships (2008 and 2010) and helped the club to at least the quarterfinals of the Euroleague Championship six straight seasons (including four straight semifinal appearances from 2004–08) • Earned All-Euroleague First Team honors in 2007-08 and was named to the All-Euroleague Second Team in 2008-09 and 2009-10 • Has played for the Brazilian National Team since 2002 • Helped Brazil capture gold medals at the 2003 South American Championship, the 2003 Pan American Games, the 2005 Americas Championship and the 2009 Americas Championship • Led Brazil to second place finish in the 2011 Americas Championship and a berth into the 2012 Olympics • Led his home country to the quarterfinals in the 2012 Olympics in London, averaging 10.8 points, 5.3 rebounds and 1.7 assists in 22.8 minutes in six games • Played for Brazil in the 2002, 2006 and 2010 World Championships • In 2009-10, spent his seventh season playing for Caja Laboral Vitoria in the ACB League • Named the Spanish League regular season MVP and the Spanish League Finals MVP • Averaged 15.4 points and 7.1 rebounds in 28.9 minutes in 38 games (.595 FG%, .759 FT%) • In Euroleague action, averaged 13.0 points and 5.4 rebounds in 26.1 minutes (.539 FG%, .636 FT%) in 16 games, earning All-Euroleague Second Team honors • Appeared In 35 games in 2008-09, averaging 14.7 points, 6.6 rebounds 2.1 assists and 1.3 steals in 28.0 minutes (.624 FG%) while helping lead Tau Ceramica to the Spanish League regular season title • Played in 17 games in Euroleague competition, averaging 14.0 points, 5.4 rebounds and 1.6 blocks (.659 FG%) • Garnered All-Euroleague Second Team honors and helped guide Tau to the 2009 playoffs • Helped Tau to the Spanish League Championship in 2007-08, averaging 13.5 points and 5.2 rebounds in 25.5 minutes in 33 games (.654 FG%, .637 FT%) • In eight playoff games averaged 15.0 points and 5.5 rebounds • In Euroleague action played in 25 contests, averaging 14.0 points and 5.0 rebounds while shooting .627 from the field • Named to the 2008 All-Euroleague First Team • Averaged 11.3 points and 5.4 rebounds in 24.0 minutes in 28 games in Spanish League action during 2006-07 • In 39 games for Tau Ceramica in 2005-06, averaged 10.2 points and 5.0 rebounds during Spanish League play • Saw action in 24 Euroleague games, recording 9.5 points and 4.6 rebounds • Played in 29 Spanish League games, averaging 8.7 points and 4.5 rebounds in 2004-05 • Appeared in 13 playoff games, posting 8.1 points and 5.2 rebounds • In Euroleague play, averaged 7.0 points and 4.5 rebounds over 19 games • In 2003-04, saw action in 10 games in his first season for Tau Ceramica, averaging 1.7 points and 1.6 rebounds • Appeared in 16 Euroleague games, averaging 4.0 points and 2.4 rebounds • In 2002-03, registered 13.3 points and 7.1 rebounds in 28 games while on loan to Basket Bilbao Berri • In 2001-02, averaged 10.7 points, 5.9 rebounds and 1.6 blocks in 35 games for Basket Bilbao Berri • Appeared 23 games, while on loan to Araba Gorago Alava in 2000-01, and averaged 16.9 points, 9.3 boards and 2.6 blocks.

PERSONAL INFO: Born on New Years Day 1985 in Blumenau, Santa Catarina, Brazil • Enjoys the TV show "Breaking Bad," while his top movie is "Gladiator" • Favorite book is "Unbroken" • On Twitter @tiagosplitter and Instagram @tgo_splitter.

CAREER HIGHS

Points	FGM	FGA	3FGM	3FGA	FTM	FTA	Rebounds	Assists	Steals	Blocks	Minutes
26	11	14	---	1	9	12	14	7	3	4	36
4/25/12 @PHO	1/21/12 @HOU	3/22/15 @ATL		Eight Times	4/16/12 @GSW	Two Times	Five Times	Two Times	Four Times	3/22/13 v/UTA	1/18/13 v/GSW

CAREER STATS

NBA REGULAR SEASON

YEAR, TEAM	GP	MINS	FGM	FGA	PCT.	FTM	FTA	PCT.	REBOUNDS OFF	REBOUNDS DEF	REBOUNDS TOT	AST	PF	DQ	STL	BLK	PTS	AVG
10-11, SAS	60	738	101	191	.529	76	140	.543	72	129	201	26	91	0	29	17	278	4.6
11-12, SAS	59	1121	212	343	.618	125	181	.691	93	213	306	65	134	0	21	47	549	9.3
12-13, SAS	81	1997	315	563	.560	208	285	.730	144	371	515	130	161	2	63	64	838	10.3
13-14, SAS	59	1271	181	346	.523	121	173	.699	123	240	363	90	117	0	29	31	483	8.2
14-15, SAS	52	1030	169	303	.558	90	120	.750	91	161	252	78	103	0	35	37	428	8.2
15-16, ATL	36	579	81	155	.523	39	48	.813	45	75	120	30	71	0	20	12	201	5.6
6 YR. TOT	347	6736	1059	1901	.557	659	947	.696	568	1189	1757	419	677	2	197	208	2777	8.0

THREE-POINT FIELD GOALS IN 10-11: 0-1 (.000)
THREE-POINT FIELD GOALS IN 12-13: 0-2 (.000)
THREE-POINT FIELD GOALS IN 13-14: 0-3 (.000)
THREE-POINT FIELD GOALS IN 15-16: 0-2 (.000)
CAREER THREE-POINT FIELD GOALS: 0-8 (.000)

NBA PLAYOFFS

YEAR, TEAM	GP	MINS	FGM	FGA	PCT.	FTM	FTA	PCT.	REBOUNDS OFF	REBOUNDS DEF	REBOUNDS TOT	AST	PF	DQ	STL	BLK	PTS	AVG
10-11, SAS	3	50	10	16	.625	0	3	.000	7	7	14	1	4	0	3	1	20	6.7
11-12, SAS	13	168	30	47	.638	16	43	.372	8	28	36	10	24	0	5	4	76	5.8
12-13, SAS	19	388	45	84	.536	26	33	.788	21	37	58	23	46	0	15	14	116	6.1
13-14, SAS	23	516	61	100	.610	51	71	.718	45	95	140	46	53	1	16	11	173	7.5
14-15, SAS	7	123	9	24	.375	6	19	.316	13	18	31	9	17	0	4	1	24	3.4
5 YR. TOT	65	1245	155	271	.572	99	169	.586	94	185	279	89	144	1	43	31	409	6.3

THREE-POINT FIELD GOALS IN 12-13: 0-1 (.000)
THREE-POINT FIELD GOALS IN 13-14: 0-1 (.000)
PLAYOFF THREE-POINT FIELD GOALS: 0-2 (.000)

Taurean Prince

2015-16 REVIEW

24 KENT BAZEMORE

SUMMARY

	Record	Home	Road	Overtime
OVERALL	48-34	27-14	21-20	0-5
Atlantic	11-7	7-2	4-5	0-0
Central	10-8	6-3	4-5	0-3
Southeast	8-8	4-4	4-4	0-1
Eastern	29-23	17-9	12-14	0-4
Southwest	8-2	4-1	4-1	0-0
Northwest	6-4	3-2	3-2	0-0
Pacific	5-5	3-2	2-3	0-1
Western	19-11	10-5	9-6	0-1

STREAKS

Overall: Lost two Longest: Won 7, Lost 3
Last Win: 4/9/16 vs. Boston, 118-107
Last Loss: 4/13/16 at Washington, 109-98

HOME STREAK

Overall: Won three Longest: Won 6, Lost 4
Last Win: 4/9/16 vs. Boston, 118-107
Last Loss: 4/1/16 vs. Cleveland, 110-108

ROAD STREAK

Overall: Lost three Longest: Won 4, Lost 4
Last Win: 3/28/16 at Chicago, 102-100
Last Loss: 4/13/16 at Washington, 109-98

MONTH	WON	LOST
October	2	1
November	10	7
December	9	5
January	6	9
February	6	5
March	12	4
April	3	3

STARTERS- FINAL REGULAR SEASON GAME

Pos.	No.	Name	Height
F	24	Kent Bazemore	6-5
F	4	Paul Millsap	6-8
C	15	Al Horford	6-10
G	26	Kyle Korver	6-7
G	0	Jeff Teague	6-2

HOME ATTENDANCE

Games: 41
Total: 690,150
Avg: 16,833 (14 sellouts)

AWAY ATTENDANCE

Games: 41
Total: 713,909
Avg: 17,412 (25 sellouts)

OFFENSE

+100	39-9
-100	9-25

DEFENSE

+100	15-25
-100	33-9

vs. OPP

+.500	28-18
-.500	20-15

Margins	1	2	3	4	5	6	7	8	9	10	11	12	13	14	15	16	17	18	19	20	21	22	23	24+
Won By	0	2	3	1	0	7	2	3	1	1	4	2	2	2	5	0	2	1	1	0	2	0	1	6
Lost By	1	4	2	3	0	2	2	3	0	3	1	3	2	1	2	0	0	1	1	1	0	0	1	1

FINAL INJURY REPORT: Kent Bazemore (right knee stiffness) is probable ... Tiago Splitter (right hip surgery) is out.

FINAL ROSTER MOVES: 3/29 – Assigned Lamar Patterson to Austin of the NBA D- League … 3/25 – Recalled Lamar Patterson from Canton of the NBA D-League … 3/6 – Assigned Edy Tavares to Austin of the NBA D-League … 3/4 – Recalled Edy Tavares from Bakersfield of the NBA D-League … 3/2 – Assigned Edy Tavares to Bakersfield of the NBA D-League … 3/1 – Signed free agent Kris Humphries … Assigned Lamar Patterson to Canton of the NBA D-League … 2/28 – Recalled Lamar Patterson and Edy Tavares from Austin of the NBA D-League … 2/26 – Assigned Lamar Patterson and Edy Tavares to Austin of the NBA D-League … 2/18 – Acquired Kirk Hinrich from Chicago as part of a 3-team transaction with Shelvin Mack being traded to Utah and Justin Holiday and the Jazz's 2018 second round draft pick (Denver's selection) to Chicago … 2/12 – Recalled Edy Tavares from Austin of the NBA D-League … 2/8 – Assigned Edy Tavares to Austin of the NBA D-League … 2/1 – Recalled Edy Tavares from Austin of the NBA D- League … 1/27 – Assigned Edy Tavares to Austin of the NBA D-League … 1/17 – Recalled Lamar Patterson and Edy Tavares from Austin of the NBA D-League … 1/13 – Assigned Lamar Patterson and Edy Tavares to Austin of the NBA D-League … 1/3 – Recalled Tim Hardaway Jr. from Austin of the NBA D-League … 12/31 – Recalled Edy Tavares from Austin of the NBA D-League … 12/30 – Assigned Edy Tavares to Austin of the NBA D-League … 12/28 – Assigned Tim Hardaway Jr. to Austin of the NBA D-League … 12/21 – Recalled Edy Tavares from Austin of the NBA D-League … 12/17 – Assigned Edy Tavares to Austin of the NBA D-League … 12/6 – Recalled Tim Hardaway Jr. and Edy Tavares from Canton and Lamar Patterson from Austin of the NBA D-League … 12/5 – Assigned Lamar Patterson to Austin of the NBA D-League ... 12/3 – Assigned Tim Hardaway Jr. and Edy Tavares to Canton of the NBA D-League … 11/15 – Recalled Lamar Patterson and Edy Tavares from Austin of the NBA D-League … 11/13 – Assigned Lamar Patterson to Austin of the NBA D-League … 11/11 – Assigned Edy Tavares to Austin of the NBA D-League … 10/27 – Exercised fourth-year contract options on Tim Hardaway Jr. and Dennis Schröder … 10/24 – Waived Earl Barron and DeQuan Jones … 10/22 – Waived Jason Richardson … 10/10 – Waived Arsalan Kazemi and Edgar Sosa … 9/29 – Signed Arsalan Kazemi … 9/25 – Signed Earl Barron, DeQuan Jones and Edgar Sosa … Waived Jason Richardson … 9/18 – Named Michael Blackstone Asst. General Manager, John Treloar Director of Player Personnel, Malik Rose Manager of Basketball Operations, Dotun Akinwale Manager of Scouting, Matt Elijah Manager of Basketball Administration, Daniel Starkman Coordinator of Basketball Operations and David Painter Director of Basketball Facilities … Promoted Jeff Peterson to Director of Scouting and Naya-Joi Martin to Manager of Player Programs … 8/28 Named Keke Lyles Executive Director of Player Performance, Art Horne Head Athletic Trainer, Mike Roncarati Director of Rehabilitation and Chris Chase Athletic Performance Coach … 8/18 – Signed Jason Richardson … 7/24 – Signed Lamar Patterson and Terran Petteway … 7/9 – Requested waivers on Austin Daye … Acquired Tiago Splitter from San Antonio in exchange for the draft rights to Georgios Printezis and a future second round pick … Re-signed Paul Millsap … Signed Walter "Edy" Tavares and Justin Holiday … 6/30 – Promoted Mike Budenholzer to President of Basketball Operations in addition to his Head Coach duties … Promoted Wes Wilcox to General Manager … 6/25 – Selected Kelly Oubre (15th overall) in the first round, and Marcus Eriksson (50th overall) and Dimitrios Agravanis (59th overall) in the second round of the 2015 NBA Draft … Traded Oubre's draft rights to Washington in exchange for the draft rights to Jerian Grant (the 19th overall pick) and second round selections in 2016 and 2019 … Traded Grant's draft rights to New York in exchange for Tim Hardaway Jr.

Hawks.com /Hawks @ATLHawks

STATISTICS

FINAL RECORD: 48-34 (Home Record: 27-14, Road Record: 21-20)

			FIELD GOALS			3-POINT FG			FREE THROWS			REBOUNDS											
PLAYER	G	GS	MIN	FG	FGA	PCT	FG	FGA	PCT	FT	FTA	PCT	OFF	DEF	TOT	AST	PF	DQ	STL	TO	BLK	PTS	AVG
Millsap	81	81	2647	501	1066	.470	74	232	.319	309	408	.757	198	534	732	265	237	2	147	191	139	1385	17.1
Teague	79	78	2255	434	988	.439	110	275	.400	261	312	.837	33	181	214	470	167	2	97	218	24	1239	15.7
Horford	82	82	2631	529	1048	.505	88	256	.344	103	129	.798	148	448	596	263	163	0	68	107	121	1249	15.2
Bazemore	75	68	2083	320	725	.441	109	305	.357	123	151	.815	28	351	379	171	176	2	98	138	38	872	11.6
Schröder	80	6	1621	329	781	.421	77	239	.322	144	182	.791	25	179	204	349	138	0	70	183	9	879	11.0
Korver	80	80	2401	268	616	.435	158	396	.399	45	54	.833	14	246	260	164	161	0	60	98	35	739	9.2
Humphries (TOT)	53	17	835	121	295	.410	34	108	.315	67	84	.798	57	161	218	36	94	1	16	38	23	343	6.5
Humphries (ATL)	21	0	295	47	101	.465	8	31	.258	32	45	.711	20	51	71	13	44	1	10	14	7	134	6.4
Sefolosha	75	11	1758	188	372	.505	42	124	.339	62	99	.626	52	282	334	107	109	0	85	68	37	480	6.4
Hardaway	51	1	864	114	265	.430	48	142	.338	50	56	.893	7	79	86	51	48	0	21	23	7	326	6.4
Scott	75	0	1146	176	376	.468	62	158	.392	50	63	.794	53	153	206	78	102	0	25	42	17	464	6.2
Splitter	36	2	579	81	155	.523	0	2	.000	39	48	.813	45	75	120	30	71	0	20	24	12	201	5.6
Mack	24	0	179	40	95	.421	4	27	.148	9	12	.750	2	20	22	38	7	0	8	14	0	93	3.9
Muscala	60	0	565	76	152	.500	12	39	.308	31	39	.795	38	79	117	34	72	1	13	27	27	195	3.3
Hinrich (TOT)	46	7	631	49	129	.380	24	62	.387	15	16	.938	8	62	70	73	64	1	15	30	2	137	3.0
Hinrich (ATL)	11	0	76	2	11	.182	1	6	.167	0	0	---	1	11	12	14	1	0	2	3	1	5	0.5
Holiday	26	1	263	24	73	.329	10	45	.222	5	10	.500	4	23	27	11	21	0	13	13	4	63	2.4
Patterson	35	0	395	28	80	.350	12	49	.245	16	22	.727	4	46	50	39	45	0	9	23	2	84	2.4
Tavares	11	0	73	11	19	.579	0	0	---	3	8	.375	7	14	21	3	8	0	1	5	6	25	2.3
HAWKS	82	-	19830	3168	6923	.458	815	2326	.350	1282	1638	.783	679	2772	3451	2100	1570	8	747	1226	486	8433	102.8
OPPONENTS	82	-	19830	3046	7058	.432	679	2008	.338	1366	1810	.755	944	2869	3813	1808	1500	5	706	1324	411	8137	99.2

SINGLE-GAME HIGHS

PLAYER	MIN	REB	AST	ST	TO	BLK	PTS
Millsap	46	18	8	5	6	6	31
Teague	38	6	12	4	6	3	32
Horford	44	16	9	3	4	5	33
Bazemore	41	13	8	5	5	3	28
Schröder	40	8	10	4	6	1	25
Korver	41	9	7	3	4	3	22
Humphries (TOT)	30	12	4	3	3	2	23
Humphries (ATL)	22	8	2	3	3	2	14
Sefolosha	39	11	6	5	4	3	15
Hardaway	30	7	4	2	2	2	21
Scott	26	11	3	3	3	2	18
Splitter	23	7	3	3	3	1	11
Mack	19	4	5	2	3	0	10
Muscala	24	6	3	3	4	3	12
Hinrich (TOT)	34	5	6	2	2	1	17
Hinrich (ATL)	15	3	3	1	2	1	3
Holiday	29	4	2	3	2	4	9
Patterson	26	6	3	2	3	1	10
Tavares	18	6	1	1	2	3	6
HAWKS	290	53	37	18	23	13	127
OPPONENTS	290	65	37	16	25	13	117

AVERAGE PER GAME

PLAYER	MIN	REB	AST	STL	TO	BLK	PTS
Millsap	32.7	9.0	3.3	1.81	2.4	1.72	17.1
Teague	28.5	2.7	5.9	1.23	2.8	0.30	15.7
Horford	32.1	7.3	3.2	0.83	1.3	1.48	15.2
Bazemore	27.8	5.1	2.3	1.31	1.8	0.51	11.6
Schröder	20.3	2.6	4.4	0.88	2.3	0.11	11.0
Korver	30.0	3.3	2.1	0.75	1.2	0.44	9.2
Humphries (TOT)	15.8	4.1	0.7	0.30	0.7	0.43	6.5
Humphries (ATL)	14.0	3.4	0.6	0.48	0.7	0.33	6.4
Sefolosha	23.4	4.5	1.4	1.13	0.9	0.49	6.4
Hardaway	16.9	1.7	1.0	0.41	0.5	0.14	6.4
Scott	15.3	2.7	1.0	0.33	0.6	0.23	6.2
Splitter	16.1	3.3	0.8	0.56	0.7	0.33	5.6
Mack	7.5	0.9	1.6	0.33	0.6	0.00	3.9
Muscala	9.4	2.0	0.6	0.22	0.5	0.45	3.3
Hinrich (TOT)	13.7	1.5	1.6	0.33	0.7	0.04	3.0
Hinrich (ATL)	6.9	1.1	1.3	0.18	0.3	0.09	0.5
Holiday	10.1	1.0	0.4	0.50	0.5	0.15	2.4
Patterson	11.3	1.4	1.1	0.26	0.7	0.06	2.4
Tavares	6.6	1.9	0.3	0.09	0.5	0.55	2.3
HAWKS	241.8	42.1	25.6	9.11	15.0	5.93	102.8
OPPONENTS	241.8	46.5	22.0	8.61	16.1	5.01	99.2

CAREER HIGHS (C=SET, T=TIED THIS SEASON)

PLAYER	FG	FGA	FT	FTA	REB	AST	PTS
Millsap	19	28	15	16	24	10	46
Teague	14	24	13	15	8	15	34
Horford	15T	24	10	13	22	10	34
Bazemore	11C	19	7C	10	13C	8T	28C
Schröder	10C	21C	9	11	8C	11	25C
Korver	11	20	10	10	11	9	31
Humphries (TOT)	12	21	10	12	23	5	31
Humphries (ATL)							
Sefolosha	11	21	8	8	13	7	28
Hardaway	11	19	9	9	7T	5	29
Scott	12	23	7	9	14	5	30
Splitter	11	14	9	12	14	7	26
Mack	11	17	7	10	8	12	27
Muscala	8	13	5C	7C	13	4	18
Hinrich (TOT)	14	30	17	22	13	17	38
Hinrich (ATL)							
Holiday	9	16	6	8	6	5	29
Patterson	3C	7C	3C	4C	6C	3C	10C
Tavares	3C	5C	1C	2C	6C	1C	6C
HAWKS	65	134	51	67	109	47	155
OPPONENTS	62	129	54	69	108	52	156

HIGH GAMES

C - Career High / T - Ties Career High

PLAYER	MINUTES	FIELD GOALS	FREE THROWS	REBOUNDS OFFENSIVE	REBOUNDS DEFENSIVE	REBOUNDS TOTAL	ASSISTS	STEALS	TURNOVERS	BLOCKED SHOTS	POINTS
Kent Bazemore	41C Feb. 8 vs. ORL	11C Dec. 14 vs. MIA	7C Dec. 29 at HOU	6C Feb. 7 at ORL	12C Feb. 8 vs. ORL	13C Feb. 8 vs. ORL	8T Feb. 5 vs. IND	5 (2) Apr. 5 vs. PHO	5T (4) Apr. 9 vs. BOS	3C Apr. 1 vs. CLE	28C Dec. 14 vs. MIA
Tim Hardaway Jr.	30 Mar. 17 vs. DEN	7 Mar. 19 vs. HOU	7 Mar. 17 vs. DEN	2T Feb. 3 at PHI	6 (2) Mar. 17 vs. DEN	7T (2) Mar. 17 vs. DEN	4 (2) Mar. 17 vs. DEN	2 (3) Mar. 19 vs. HOU	2 (4) Mar. 30 at TOR	2T Apr. 7 vs. TOR	21 Mar. 17 vs. DEN
Kirk Hinrich (Atl)	15 (2) Mar. 17 vs. DEN	1 (2) Mar. 30 at TOR	0	1 Mar. 12 vs. MEM	3 Mar. 13 vs. IND	3 (2) Mar. 13 vs. IND	3 (2) Mar. 12 vs. MEM	1 (2) Mar. 12 vs MEM	2 Mar. 13 vs. IND	1 Mar. 17 vs. DEN	3 Mar. 30 at TOR
Al Horford	44 Feb. 20 vs. MIL	15T Jan. 9 vs. CHI	5 (2) Apr. 13 at WAS	8 Nov. 25 at MIN	14 Feb. 28 vs. CHA	16 (3) Feb. 28 vs. CHA	9 Mar. 21 vs. WAS	3 (4) Mar 21 vs. WAS	4 (4) Apr. 5 vs. PHO	5 Feb. 22 vs. GSW	33 Jan. 9 vs. CHI
Kris Humphries (All)	30 Nov. 14 vs. ORL	9 Nov. 14 vs. ORL	6 Feb. 19 vs. HOU	6 Feb. 25 vs. BKN	8 (2) Feb. 19 vs. HOU	12 Feb. 19 vs. HOU	4 Feb. 21 vs. SAS	3 Apr. 13 at WAS	3 (3) Mar. 30 at TOR	2 (4) Mar. 23 at WAS	23 Nov. 14 vs. ORL
Kyle Korver	41 (2) Apr. 1 vs. CLE	8 Nov. 6 at NOP	3 (3) Dec. 21 vs. POR	2 (3) Mar. 30 at TOR	9 Nov. 25 at MIN	9 Nov. 25 at MIN	7 Dec. 16 vs. PHI	3 (4) Mar. 1 at GSW	4 (3) Mar. 5 at LAC	3 (2) Apr. 7 vs. TOR	22 Nov. 6 at NOP
Shelvin Mack	19 Nov. 17 at BKN	5 Jan. 3 at NYK	2 (3) Jan. 16 vs. BKN	1 (2) Jan. 3 at NYK	4 Nov. 18 vs. SAC	4 Nov. 18 vs. SAC	5 (3) Jan. 3 at NYK	2 (2) Nov. 17 at BKN	3 Jan. 3 at NYK	0	10 Jan. 3 at NYK
Paul Millsap	46 Feb. 20 vs. MIL	13 Apr. 9 vs. BOS	11 Nov. 27 at MEM	8 Dec. 29 at HOU	14 (2) Apr. 9 vs. BOS	18 Mar. 5 at LAC	8 Apr. 5 vs. PHO	5 (4) Jan. 21 at SAC	6 (2) Feb. 8 vs. ORL	6C (2) Mar. 28 at CHI	31 Apr. 9 vs. BOS
Mike Muscala	24 Nov. 27 at MEM	5 (2) Feb. 10 at CHI	5C Nov. 13 at BOS	3 (3) Mar. 13 vs. IND	5 Nov. 27 at MEM	6 (3) Feb. 10 at CHI	3 Feb. 8 vs. ORL	3 Feb. 26 vs. CHI	4C Nov. 25 at MIN	3 Mar. 30 at TOR	12 feb. 3 at PHI
Lamar Patterson	26C Nov. 27 at MEM	3C (4) Dec. 26 vs. NYK	3C (2) Nov. 27 at MEM	1C (4) Dec. 12 at HOU	6C Nov. 24 vs. BOS	6C Nov. 24 at LAC	3C (6) Dec. 20 vs. PHO	2C Oct. 30 at SAC	3C Nov. 28 vs. ORL	1C (2) Dec. 20 at CHI	10C Nov. 24 vs. BOS

HIGH GAMES, CONT.

C - Career High / T - Ties Career High

PLAYER	MINUTES	FIELD GOALS	FREE THROWS	REBOUNDS OFFENSIVE	REBOUNDS DEFENSIVE	REBOUNDS TOTAL	ASSISTS	STEALS	TURNOVERS	BLOCKED SHOTS	POINTS
Dennis Schröder	40C Feb. 20 vs. MIL	10C Feb. 20 vs. MIL	8 Mar. 23 at WAS	2T Nov. 25 at MIN	8C Feb. 20 vs. MIL	8C Feb. 20 vs. MIL	10 (3) Feb. 20 vs. MIL	4 (2) Dec. 18 at BOS	6T (2) Mar. 19 vs. HOU	1T (9) Apr. 7 vs. TOR	25C Feb. 20 vs. MIL
Mike Scott	26 Jan. 23 at PHO	7 (2) Jan. 23 aty PHO	3 (2) Dec. 4 vs. LAL	4 Feb. 3 at PHI	9T Feb. 22 vs. GSW	11 Feb. 22 vs. GSW	3 (5) Mar. 16 at DET	3T Jan. 16 vs. BKN	3 (2) Dec. 2 vs. TOR	2C Jan. 21 at SAC	18 Dec. 26 vs. NYK
Thabo Sefolosha	39 Nov. 30 vs. OKC	7 Nov. 24 vs. BOS	6 Jan. 23 at PHO	3 Dec. 18 at BOS	9 Mar. 12 vs. MEM	11 Mar. 12 vs. MEM	6 Nov. 30 vs. OKC	5 Mar. 19 vs. HOU	4 Dec. 14 vs. MIA	3 Nov. 24 vs. BOS	15 Nov. 24 vs. BOS
Tiago Splitter	23 Oct. 29 at NYK	5 Jan. 18 vs. ORL	4 Nov. 6 at NOP	4 Jan. 7 at PHI	5 (2) Jan. 31 at MIA	7 (2) Nov. 3 at MIA	3 (2) Jan. 28 at IND	3T Dec. 12 vs. SAS	3 Dec. 12 vs. SAS	1 (12) Jan. 21 at SAC	11 Dec. 23 vs. DET
Walter Tavares	18C Jan. 3 at NYK	3C Dec. 29 at HOU	1C (3) Jan. 5 at PHI	3C Dec. 29 at HOU	3C (3) Feb. 3 at PHI	6C Dec. 29 at HOU	1C (3) Mar. 4 at LAL	1C Dec. 29 at HOU	2C Dec. 29 at HOU	3C Jan. 3 at NYK	6C Dec. 29 at BOU
Jeff Teague	38 Apr. 1 vs. CLE	12 Feb. 1 vs. DAL	12 Mar. 16 at DET	4C Dec. 23 vs. DET	6 (2) Feb. 10 at CHI	6 (7) Mar. 28 at CHI	12 Mar. 26 at DET	4 (2) Dec. 23 vs. DET	6 (6) Apr. 11 at CLE	3T Nov. 9 vs. MIN	32 Feb. 1 vs. DAL
HAWKS High Games	290 Feb. 20 vs. MIL	49 (2) Jan. 9 vs. CHI	32 Nov. 27 at MEM	18 Feb. 7 at ORL	45 Feb. 1 vs. DAL	53 (2) Mar. 5 at LAC	37 Nov. 7 vs. WAS	18 Jan. 7 at PHI	23 (2) Apr. 13 at WAS	13 (2) Mar. 28 at CHI	127 Dec. 16 at PHI
HAWKS Low Games	240 (77) Apr. 13 at WAS	27 Jan. 31 at MIA	3 Feb. 28 vs. CHA	2 (4) Mar. 21 vs. WAS	23 (2) Dec. 16 vs. PHI	25 Dec. 16 vs. PHI	13 Jan. 31 at MIA	2 Feb. 1 vs. DAL	5 Mar. 26 at DET	1 (2) Dec. 21 vs. POR	78 Dec. 12 vs. SAS
OPPONENTS High Games	290 Feb. 20 vs. MIL	46 (4) Mar. 21 vs. WAS	33 Jan. 25 at DEN	23 Oct. 27 vs. DET	48 Feb. 20 vs. MIL	65 Feb. 20 vs. MIL	37 Feb. 8 vs. ORL	16 (3) Jan. 27 vs. LAC	25 Nov. 7 vs. WAS	13 (2) Jan. 15 at MIL	117 (4) Mar. 21 vs. WAS
OPPONENTS Low Games	240 (77) Apr. 13 aat WAS	27 Feb. 28 vs. CHA	4 Mar. 13 vs. IND	5 Nov. 27 at MEM	23 Nov. 24 vs. BOS	32 (2) Dec. 16 vs. PHI	9 Dec. 28 at IND	2 Mar. 26 at DET	6 Feb. 1 vs. DAL	0 Nov. 11 vs. NOP	75 Mar. 13 vs. IND

Hawks.com /Hawks @ATLHawks

GAME BY GAME RESULTS

RESULTS				RECORDS				HIGH SCORERS	
Date	Opponent	W - L	Score	Home	Road	Total	Attendance	Atlanta	Opponent
	* home sellouts								
10-17	DETROIT	L	106-94	0-1		0-1	*19,187	Schröder/20	Caldwell-Pope/21
10-29	@ New York	W	112-101		1-0	1-1	19,812	Teague/23	Anthony/25
10-30	CHARLOTTE	W	97-94	1-1		2-1	17,024	Bazemore/19	Batum/14
11-1	@ Charlotte	W	94-92		2-0	3-1	18,691	Bazemore/20	Walker/17
11-3	@ Miami	W	98-92		3-0	4-1	19,600	Teague/26	Whiteside/23
11-4	BROOKLYN	W	101-87	2-1		5-1	14,044	Horford/21	Lopez/27
11-6	@ New Orleans	W	121-115		4-0	6-1	16,983	Millsap/Korver 22	Davis/43
11-7	WASHINGTON	W	114-99	3-1		7-1	*18,047	Bazemore/25	Porter/23
11-9	MINNESOTA	L	117-107	3-2		7-2	12,016	Teague/24	Wiggins/33
11-11	NEW ORLEANS	W	106-98	4-2		8-2	15,597	Horford/26	Gordon/26
11-13	@ Boston	L	106-93		4-1	8-3	17,138	Millsap/14	Thomas/23
11-15	UTAH	L	97-96	4-3		8-4	14,436	Millsap/28	Favors/23
11-17	@ Brooklyn	L	90-88		4-2	8-5	12,241	Horford/18	Lopez24
11-18	SACRAMENTO	W	103-97	5-3		9-5	13,008	Millsap/23	Cousins/24
11-21	@ Cleveland	l	109-97		4-3	9-6	20,562	Millsap/Korver 14	Love/25
11-24	BOSTON	W	121-97	6-3		10-6	*18,968	Millsap/24	Bradley/25
11-25	@ Minnesota	L	99-95		4-4	10-7	14,289	Millsap/Teague 22	LaVine/18
11-27	@ Memphis	W	116-101		5-4	11-7	17,684	Millsap/23	Conley/16
11-28	@ San Antonio	L	108-88		5-5	11-8	18,418	Scott/12	Leonard/22
11-30	OKLAHOMA CITY	W	106-100	7-3		12-8	17,768	Millsap/26	Westbrook/34
12-2	TORONTO	L	96-86	7-4		12-9	12,559	Millsap/14	Lowry/31
12-4	LA LAKERS	W	100-87	8-4		13-9	*19,051	Horford/16	Williams/18
12-9	@ Dallas	W	98-95		6-5	14-9	19,936	Millsap/20	Williams/18
12-10	@ Oklahoma City	L	107-94		6-6	14-10	18,203	Bazemore/22	Durant/25
12-12	SAN ANTONIO	L	103-78	8-5		14-11	17,752	Millsap/22	Leonard/22
12-14	MIAMI	L	100-88	8-6		14-12	14,827	Bazemore/28	Bosh/24
12-16	PHILADELPHIA	W	127-106	9-6		15-12	14,827	Millsap/21	Canaan/24
12-18	@ Boston	W	109-101		7-6	16-12	18,624	Schröder/22	Thomas/29
12-20	@ Orlando	W	103-100		8-6	17-12	16,982	Korver/19	Vucevic/20
12-21	PORTLAND	W	106-97	10-6		18-12	*18,373	Schröder/18	Crabbe/19
12-23	DETROIT	W	107-100	11-6		19-12	17,575	Teague/23	Drummond/25
12-26	NEW YORK	W	117-98	12-6		20-12	*19,015	Millsap/22	Anthony/18
12-28	@ Indiana	L	93-87		8-7	20-13	18,165	Millsap/24	Ellis/26
12-29	@ Houston	W	121-115		9-7	21-13	18,211	Horford/30	Howard/30
1-3	@ New York	L	111-97		9-8	21-14	19,812	Millsap/19	Afflalo/38
1-5	NEW YORK	L	107-101	12-7		21-15	15,082	Millsap/19	Afflalo/Anthony/23
1-7	@ Philadelphia	W	126-98		10-8	22-15	12,611	Bazemore/22	Okafor/21
1-9	CHICAGO	W	120-105	13-7		23-15	*19,010	Horford/33	Butler/27
1-13	@ Charlotte	L	107-84		10-9	23-16	15,334	Millsap/20	Walker/23
1-15	@ Milwaukee	L	108-101 OT		10-10	23-17	15,144	Millsap/23	Antetokounmpo/28

GAME BY GAME RESULTS

RESULTS				RECORDS				HIGH SCORERS	
Date	Opponent	W - L	Score	Home	Road	Total	Attendance	Atlanta	Opponent
1-16	BROOKLYN	W	114-86	14-7		24-17	17,052	Millsap/21	Young/18
1-18	ORLANDO	W	98-81	15-7		25-17	17,460	Horford/15	A. Gordon/18
1-20	@ Portland	W	104-98		11-10	26-17	18,783	Bazemore/Millsap 23	McCollum/28
1-21	@ Sacramento	L	91-88		11-11	26-18	17,019	Millsap/14	Cousins/24
1-24	@ Phoenix	L	98-95		11-12	26-19	17,034	Bazemore/21	Goodwin/24
1-25	@ Denver	W	119-105		12-12	27-19	10,280	Millsap/22	Barton/21
1-27	LA CLIPPERS	L	85-83	15-8		27-20	17,664	Teague/16	Crawford/21
1-28	@ Indiana	L	111-92		12-13	27-21	15,196	Teague/20	Ellis/25
1-31	@ Miami	L	105-87		12-14	27-22	19,937	Millsap/Horford 17	Bosh 18
2-1	DALLAS	W	112-97	16-8		28-22	15,455	Teague/32	Parsons/19
2-3	@ Philadelphia	W	124-86		13-14	29-22	10,429	Scott/Hardaway Jr. 13	Stauskas/17
2-5	INDIANA	W	102-96	17-8		30-22	17,225	Millsap/24	George/31
2-7	@ Orlando	L	96-94		13-15	30-23	16,021	Teague/24	Vucevic/22
2-8	ORLANDO	L	117-110 OT	17-9		30-24	13,057	Horford/27	Vucevic/28
2-10	@ Chicago	W	113-90		14-15	31-24	21,709	Schröder/18	Gasol/20
2-19	MIAMI	L	115-111	17-10		31-25	*19,043	Teague/23	Deng/30
2-20	MILWAUKEE	L	117-109 2OT	17-11		31-26	*18,653	Millsap/27	Parker/28
2-22	GOLDEN STATE	L	102-92	17-12		31-27	*19,330	Horford/23	Curry/36
2-26	CHICAGO	W	103-88	18-12		32-27	*18,123	Teague/19	McDermott/20
2-28	CHARLOTTE	W	87-76	19-12		33-27	17,156	Bazemore/14	M. Williams/16
3-1	@ Golden State	L	109-105 OT		14-16	33-28	19,596	Millsap/19	K. Thompson/26
3-4	@ LA Lakers	W	106-77		15-16	34-28	18,997	Schröder/16	Randle/16
3-5	@ LA Clippers	W	107-97		16-16	35-28	19,596	Teague/22	Paul/Jordan/17
3-8	@ Utah	W	91-84		17-16	36-28	19,282	Teague/24	Hayward/22
3-10	@ Toronto	L	104-96		17-17	36-29	19,800	Horford/20	DeRozan/30
3-12	MEMPHIS	W	95-83	20-12		37-29	17,515	Millsap/21	Stephenson/18
3-13	INDIANA	W	104-75	21-12		38-29	17,066	Millsap/Horford 18	Turner/19
3-16	@ Detroit	W	118-114		18-17	39-29	14,121	Teague/22	Caldwell-Pope/24
3-17	DENVER	W	116-98	22-12		40-29	14,383	Hardaway Jr./21	Augustin/17
3-19	HOUSTON	W	109-97	23-12		41-29	*18,067	Horford/22	Beasley/30
3-21	WASHINGTON	L	117-102	23-13		41-30	15,729	Teague/23	Wall/27
3-23	@ Washington	W	122-101		19-17	42-30	18,807	Schröder/23	Thornton/23
3-25	MILWAUKEE	W	101-90	24-13		43-30	17,070	Teague/18	Parker/19
3-26	@ Detroit	W	112-95		20-17	44-30	17,857	Millsap/23	Harris/21
3-28	@ Chicago	W	102-100		21-17	45-30	21,761	Teague/26	Rose/20
3-30	@ Toronto	L	105-97		21-18	45-31	19,800	Teague/18	DeRozan/26
4-1	CLEVELAND	L	110-108 OT	24-14		45-32	*19,427	Millsap/29	James/29
4-5	PHOENIX	W	103-90	25-14		46-32	15,176	Teague/20	Booker/34
4-7	TORONTO	W	95-87	26-14		47-32	17,864	Teague/23	Lowry/16
4-9	BOSTON	W	118-107	27-14		48-32	*19,257	Millsap/31	Smart/19
4-11	@ Cleveland	L	109-94		21-19	48-33	20,562	Bazemore/23	Irving/35
4-13	@ Washington	L	109-98		21-20	48-34	17,399	Horford/19	Sessions/22

Hawks.com /Hawks @ATLHawks

GAME BY GAME / QUARTER BY QUARTER RESULTS

ATLANTA'S TOTALS ARE LISTED FIRST UNDER QUARTER SEQUENCE

Game	Date	Opponent	1st	2nd	3rd	4th	OT	2 OT	3 OT	Final	W-L
1	10-27-15	DETROIT	25-25	18-23	23-34	28-24				94-106	0-1
2	10-29-15	@ New York	30-20	31-25	23-27	28-29				112-101	1-1
3	10-30-15	CHARLOTTE	29-22	24-30	23-17	21-25				97-94	2-1
4	11-01-15	@ Charlotte	28-18	18-21	24-37	24-16				94-92	3-1
5	11-03-15	@ Miami	25-24	26-16	28-25	19-27				98-92	4-1
6	11-04-15	BROOKLYN	23-17	18-26	31-27	29-17				101-87	5-1
7	11-06-15	@ New Orleans	26-28	32-19	31-32	32-36				121-115	6-1
8	11-07-15	WASHINGTON	19-19	22-26	34-33	39-21				114-99	7-1
9	11-09-15	MINNESOTA	19-30	23-42	42-21	23-24				107-117	7-2
10	11-11-15	NEW ORLEANS	24-26	23-30	29-19	30-23				106-98	8-2
11	11-13-15	@ Boston	26-23	19-22	24-35	24-26				93-106	8-3
12	11-15-15	UTAH	24-27	28-20	22-27	22-23				96-97	8-4
13	11-17-15	@ Brooklyn	19-17	27-28	22-27	20-18				88-90	8-5
14	11-18-15	SACRAMENTO	27-30	35-22	19-27	22-18				103-97	9-5
15	11-21-15	@ Cleveland	19-27	23-30	22-20	33-32				97-109	9-6
16	11-24-15	BOSTON	33-28	24-20	24-25	40-24				121-97	10-6
17	11-25-15	@ Minnesota	23-27	25-23	26-20	21-29				95-99	10-7
18	11-27-15	@ Memphis	29-36	24-22	32-24	31-19				116-101	11-7
19	11-28-15	@ San Antonio	25-23	12-31	22-26	29-28				88-108	11-8
20	11-30-15	OKLAHOMA CITY	31-21	22-31	26-22	27-26				106-100	12-8
21	12-02-15	TORONTO	18-16	28-16	20-25	20-39				86-96	12-9
22	12-04-15	LA LAKERS	23-19	29-17	20-30	28-21				100-87	13-9
23	12-09-15	@ Dallas	22-23	27-21	27-28	22-23				98-95	14-9
24	12-10-15	@ Oklahoma City	28-35	21-25	26-23	19-24				94-107	14-10
25	12-12-15	SAN ANTONIO	13-22	12-25	30-32	23-24				78-103	14-11
26	12-14-15	MIAMI	20-22	18-25	23-27	27-26				88-100	14-12
27	12-16-15	PHILADELPHIA	32-23	34-32	36-21	25-30				127-106	15-12
28	12-18-15	@ Boston	19-25	23-18	29-30	38-28				109-101	16-12
29	12-20-15	@ Orlando	25-29	27-13	25-36	26-22				103-100	17-12
30	12-21-15	PORTLAND	26-17	29-26	22-15	29-39				106-97	18-12
31	12-23-15	DETROIT	27-26	34-19	21-22	25-33				107-100	19-12
32	12-26-15	NEW YORK	22-32	38-31	27-12	30-23				117-98	20-12
33	12-28-15	@ Indiana	27-21	13-31	28-22	19-19				87-93	20-13
34	12-29-15	@ Houston	25-41	31-30	29-21	36-23				121-115	21-13
35	1-03-16	@ New York	21-22	24-33	31-31	21-25				97-111	21-14
36	1-05-16	NEW YORK	20-29	29-25	22-30	30-23				101-107	21-15
37	1-07-16	@ Philadelphia	22-21	39-23	36-32	29-22				126-98	22-15
38	1-09-16	CHICAGO	30-19	34-32	25-32	31-22				120-105	23-15
39	1-13-16	@ Charlotte	19-20	17-25	22-35	26-27				84-107	23-16
40	1-15-16	@ Milwaukee	28-22	23-24	25-27	19-22	6-13			101-108	23-17
41	1-16-16	BROOKLYN	27-23	28-25	29-20	30-18				114-86	24-17

GAME BY GAME / QUARTER BY QUARTER RESULTS

ATLANTA'S TOTALS ARE LISTED FIRST UNDER QUARTER SEQUENCE

Game	Date	Opponent	1st	2nd	3rd	4th	OT	2 OT	3 OT	Final	W-L
42	1-18-16	ORLANDO	24-17	27-21	21-21	26-22				98-81	25-17
43	1-20-16	@ Portland	29-18	19-25	26-29	30-26				104-98	26-17
44	1-21-16	@ Sacramento	20-27	24-20	19-25	25-19				88-91	26-18
45	1-23-16	@ Phoenix	23-29	16-19	25-26	31-24				95-98	26-19
46	1-25-16	@ Denver	31-30	35-20	24-26	29-29				119-105	27-19
47	1-27-16	LA CLIPPERS	23-17	22-26	21-21	17-21				83-85	27-20
48	1-28-16	@ Indiana	24-27	20-24	31-31	17-29				92-111	27-21
49	1-31-16	@ Miami	17-27	17-20	28-28	25-30				87-105	27-22
50	2-01-16	DALLAS	27-15	26-31	33-27	26-24				112-97	28-22
51	2-03-16	@ Philadelphia	27-17	31-25	30-20	36-24				124-86	29-22
52	2-05-16	INDIANA	26-29	24-22	23-21	29-24				102-96	30-22
53	2-07-16	@ Orlando	19-30	22-18	19-23	34-25				94-96	30-23
54	2-08-16	ORLANDO	30-18	24-23	29-31	18-29	9-16			110-117	30-24
55	2-10-16	@ Chicago	28-29	25-19	38-25	22-17				113-90	31-24
56	2-19-16	MIAMI	19-22	33-30	29-27	30-36				111-115	31-25
57	2-20-16	MILWAUKEE	29-31	21-23	18-21	26-19	11-11	4-12		109-117	31-26
58	2-22-16	GOLDEN STATE	15-30	24-28	36-18	17-26				92-102	31-27
59	2-26-16	CHICAGO	26-21	25-23	28-23	24-21				103-88	32-27
60	2-28-16	CHARLOTTE	25-9	21-23	22-25	19-19				87-76	33-27
61	3-01-16	@ Golden State	26-32	22-27	22-16	27-22	8-12			105-109	33-28
62	3-04-16	@ LA Lakers	26-19	28-17	20-23	32-18				106-77	34-28
63	3-05-16	@ LA Clippers	25-37	25-18	30-24	27-18				107-97	35-28
64	3-08-16	@ Utah	16-27	25-15	25-15	25-27				91-84	36-28
65	3-10-16	@ Toronto	21-20	27-32	27-30	21-22				96-104	36-29
66	3-12-16	MEMPHIS	`18-22	31-19	22-17	24-25				95-83	37-29
67	3-13-16	INDIANA	30-17	22-21	37-18	15-19				104-75	38-29
68	3-16-16	@ Detroit	30-32	31-30	26-26	31-26				118-114	39-29
69	3-17-16	DENVER	33-23	21-25	33-28	29-22				116-98	40-29
70	3-19-16	HOUSTON	30-16	22-42	30-25	27-14				109-97	41-29
71	3-21-16	WASHINGTON	30-27	29-34	27-28	16-28				102-117	41-30
72	3-23-16	@ Washington	22-25	30-31	29-19	41-26				122-101	42-30
73	3-25-16	MILWAUKEE	29-21	22-25	24-25	26-19				101-90	43-30
74	3-26-16	@ Detroit	27-15	29-27	27-32	29-21				112-95	44-30
75	3-28-16	@ Chicago	22-31	30-14	28-26	22-29				102-100	45-30
76	3-30-16	@ Toronto	20-25	21-29	26-35	30-16				97-105	45-31
77	4-01-16	CLEVELAND	23-32	18-23	30-22	25-19	12-14			108-110	45-32
78	4-05-16	PHOENIX	28-38	16-18	26-17	33-17				103-90	46-32
79	4-07-16	TORONTO	28-20	19-23	23-20	25-24				95-87	47-32
80	4-09-16	BOSTON	34-32	33-39	26-20	25-16				118-107	48-32
81	4-11-16	@ Cleveland	26-22	19-29	30-39	19-19				94-109	48-33
82	4-13-16	@ Washington	33-33	26-24	17-27	22-25				98-109	48-34

Hawks.com /Hawks @ATLHawks

2015-16 ATLANTA HAWKS TEAM STATISTICS

HAWKS TEAM STATISTICS

OPPONENT	FGs	Pct.	3FGs	Pct.	FTs	Pct.	Off-Def-REB	A	PF	ST	TO	B	Pts
DETROIT	37-82	.451	8-27	.296	12-15	.800	7-33-40	22	25	9	15	4	94
@New York	42-83	.506	10-24	.417	18-26	.692	7-32-39	26	18	11	16	4	112
CHARLOTTE	36-83	.434	8-23	.348	17-22	.773	8-37-45	23	17	9	15	4	97
@Charlotte	37-88	.420	7-29	.241	13-14	.929	9-39-48	22	16	9	11	6	94
@Miami	37-90	.411	7-21	.333	17-22	.773	16-35-51	25	14	10	16	1	98
BROOKLYN	37-76	.487	8-22	.364	19-24	.792	6-28-34	27	17	15	15	10	101
@New Orleans	41-77	.532	9-21	.429	30-35	.857	6-35-41	30	21	10	15	6	121
WASHINGTON	43-92	.467	13-33	.394	15-15	1.000	10-29-39	37	15	12	14	4	114
MINNESOTA	44-86	.512	13-31	.419	6-7	.857	4-23-27	30	19	13	17	6	107
NEW ORLEANS	42-86	.488	10-26	.385	12-16	.750	8-36-44	26	16	10	13	7	106
@Boston	36-76	.474	6-20	.300	15-20	.750	5-30-35	26	14	3	17	2	93
UTAH	37-76	.487	8-22	.364	14-17	.824	8-25-33	26	16	9	15	5	96
@Brooklyn	33-76	.434	12-29	.414	10-14	.714	8-36-44	22	17	7	20	7	88
SACRAMENTO	38-89	.427	9-30	.300	18-24	.750	12-33-45	23	15	9	12	6	103
@Cleveland	32-86	.372	11-28	.393	22-25	.880	12-26-38	22	20	10	12	4	97
BOSTON	45-80	.563	12-24	.500	19-22	.864	6-37-43	33	25	8	21	7	121
@Minnesota	31-82	.378	8-31	.258	25-35	.714	15-38-53	14	20	10	14	7	95
@Memphis	35-75	.467	14-39	.359	32-36	.889	6-34-40	25	21	4	10	3	116
@San Antonio	37-87	.425	6-26	.231	8-13	.615	12-31-43	28	17	9	18	5	88
OKLAHOMA CITY	39-90	.433	10-28	.357	18-20	.900	14-37-51	23	15	9	14	8	106
TORONTO	33-90	.367	8-27	.296	12-16	.750	13-30-43	22	20	8	12	7	86
LA LAKERS	37-74	.500	10-26	.385	16-20	.800	9-34-43	24	11	11	17	9	100
@Dallas	39-81	.481	6-20	.300	14-18	.778	6-41-47	26	19	7	15	7	98
@Oklahoma City	35-78	.449	10-28	.357	14-23	.609	5-29-34	21	19	9	10	7	94
SAN ANTONIO	30-80	.375	5-24	.208	13-16	.813	7-26-33	21	15	15	17	3	78
MIAMI	33-84	.393	8-33	.242	14-15	.933	7-30-37	25	21	7	14	4	88
PHILADELPHIA	48-78	.615	10-21	.476	21-24	.875	2-2325	32	21	11	12	7	127
@Boston	41-88	.466	4-20	.200	23-29	.793	9-33-42	23	28	11	13	4	109
@Orlando	39-78	.500	11-22	.500	14-20	.700	8-33-41	25	21	6	20	7	103
PORTLAND	37-77	.481	9-29	.310	23-28	.821	2-29-31	21	17	8	10	1	106
DETROIT	43-89	.483	6-20	.300	15-20	.750	10-32-42	25	25	8	15	4	107
NEW YORK	47-88	.534	8-24	.333	15-18	.833	10-27-37	33	17	13	9	4	117
@Indiana	31-74	.419	6-25	.240	19-25	.760	8-36-44	16	16	9	22	6	87
@Houston	43-99	.434	14-41	.341	21-25	.840	17-28-45	27	24	10	12	7	121
@New York	37-84	.440	8-26	.308	15-20	.750	8-24-32	26	14	11	15	5	97
NEW YORK	37-87	.425	15-39	.385	12-19	.632	14-27-41	22	24	3	13	4	101
@ Philadelphia	49-92	.533	13-32	.406	15-19	.789	14-34-48	36	23	18	17	6	126
CHICAGO	49-94	.521	10-24	.417	12-15	.800	8-32-40	33	22	15	16	13	120
@ Charlotte	30-81	.370	7-25	.280	17-21	.810	6-31-37	17	21	5	16	4	84
@ Milwaukee	43-100	.430	9-30	.300	6-6	1.000	7-36-43	29	25	5	18	9	101
BROOKLYN	44-79	.557	8-29	.276	18-24	.750	5-35-40	34	20	14	10	5	114

HAWKS TEAM STATISTICS, CONT.

OPPONENT	FGs	Pct.	3FGs	Pct.	FTs	Pct.	Off-Def-REB	A	PF	ST	TO	B	Pts
ORLANDO	41-80	.513	9-19	.474	7-10	.700	4-43-47	31	20	9	17	6	98
@Portland	39-87	.448	10-24	.417	16-23	.696	10-33-43	25	13	7	13	3	104
@Sacramento	35-84	.417	8-33	.242	10-15	.667	7-35-42	21	19	15	19	9	88
@Phoenix	34-84	.405	12-34	.353	15-18	.833	11-32-43	23	17	8	16	7	95
@Denver	43-86	.500	9-27	.333	24-26	.923	10-32-42	28	24	11	14	3	119
LA CLIPPERS	33-79	.418	10-23	.435	7-14	.500	8-41-49	21	17	6	23	3	83
@Indiana	33-83	.398	7-28	.250	19-21	.905	5-27-32	20	22	9	14	4	92
@Miami	27-70	.386	5-22	.227	28-32	.875	2-29-31	13	23	10	17	3	87
DALLAS	42-80	.525	14-35	.400	14-19	.737	5-45-50	29	25	2	15	6	112
@Philadelphia	48-92	.522	10-20	.500	18-25	.720	11-41-52	28	12	13	19	7	124
INDIANA	39-76	.513	10-27	.370	14-20	.700	3-29-32	29	16	10	15	5	102
@Orlando	35-91	.385	13-28	.464	11-15	.733	18-32-50	22	13	7	16	7	94
ORLANDO	43-92	.467	12-29	.414	12-20	.600	8-39-47	31	20	9	14	4	110
@Chicago	43-90	.478	13-33	.394	14-15	.933	11-35-46	25	14	16	13	7	113
MIAMI	41-87	.471	16-36	.444	13-13	1.000	8-34-42	27	23	7	21	4	111
MILWAUKEE	44-106	.415	9-41	.220	12-18	.667	10-39-49	31	27	11	16	8	109
GOLDEN STATE	36-86	.419	10-34	.294	10-16	.625	8-39-47	23	17	7	18	7	92
CHICAGO	37-89	.416	7-34	.206	22-24	.917	13-35-48	28	21	14	11	11	103
CHARLOTTE	38-77	.494	8-17	.471	3-5	.600	6-42-48	29	19	4	17	5	87
@Golden State	37-80	.463	12-33	.364	19-24	.792	7-35-42	25	17	9	17	5	105
@LA Lakers	37-68	.544	13-28	.464	19-26	.731	3-36-39	31	18	6	10	8	106
@LA Clippers	40-89	.449	10-27	.370	17-20	.850	10-43-53	26	26	9	18	3	107
@Utah	38-80	.475	8-25	.320	7-14	.500	4-37-41	15	19	9	16	4	91
@Toronto	35-82	.427	7-23	.304	19-27	.704	6-27-33	17	24	8	12	5	96
MEMPHIS	36-84	.429	11-34	.324	12-17	.706	8-39-47	27	14	9	11	12	95
INDIANA	40-85	.471	15-30	.500	9-10	.900	9-41-50	27	13	11	17	6	104
@Detroit	39-89	.438	12-34	.353	28-34	.824	8-38-46	25	26	10	12	3	118
DENVER	40-80	.500	12-26	.462	24-28	.857	7-33-40	32	16	5	12	8	116
HOUSTON	44-88	.500	14-38	.368	7-12	.583	9-31-40	32	20	12	16	6	109
WASHINGTON	38-78	.487	13-33	.394	13-17	.765	2-31-33	23	15	5	14	6	102
@Washington	45-84	.536	17-42	.405	15-22	.682	7-34-41	32	17	10	16	5	122
MILWAUKEE	41-97	.423	5-32	.156	14-17	.824	17-28-45	26	21	10	11	6	101
@Detroit	43-95	.453	13-34	.382	13-14	.929	5-34-39	34	21	6	5	7	112
@Chicago	36-85	.424	5-22	.227	25-28	.893	7-41-48	22	13	4	8	13	102
@Toronto	37-83	.446	143-33	.424	9-13	.692	11-33-44	24	19	3	18	7	97
CLEVELAND	38-95	.400	9-30	.300	23-26	.885	5-43-48	25	27	5	16	8	108
PHOENIX	39-95	.411	11-34	.324	14-19	.737	13-37-50	26	21	16	17	3	103
TORONTO	33-76	.434	12-32	.375	17-21	.810	5-36-41	23	19	4	13	12	95
BOSTON	46-88	.523	17-33	.515	9-11	.818	5-39-44	31	22	10	18	10	118
@ Cleveland	39-87	.448	8-30	.267	8-15	.533	10-32-42	23	18	8	15	7	94
@ Washington	32-81	.395	11-30	.367	23-31	.742	9-38-47	22	21	13	23	5	98

Hawks.com /Hawks @ATLHawks

OPPONENTS' TEAM STATISTICS

2015-16 OPPONENTS' TEAM STATISTICS

OPPONENT	FGs	Pct.	3FGs	Pct.	FTs	Pct.	Off-Def-REB	A	PF	ST	TO	B	Pts
DETROIT	37-96	.385	12-29	.414	20-26	.769	23-36-59	23	15	5	15	3	106
@New York	38-93	.409	6-29	.207	19-21	.905	16-32-48	21	24	10	21	4	101
CHARLOTTE	36-88	.409	12-30	.400	10-13	.769	13-41-54	23	20	7	20	6	94
@Charlotte	32-86	.372	14-37	.378	14-15	.933	9-36-45	27	14	7	12	13	92
@Miami	38-86	.442	5-28	.179	11-16	.688	13-36-49	13	21	10	19	9	92
BROOKLYN	36-83	.434	5-21	.238	10-13	.769	14-29-43	24	19	9	19	4	87
@New Orleans	42-84	.500	10-30	.333	21-24	.875	6-26-32	30	24	9	13	7	115
WASHINGTON	38-78	.487	8-24	.333	15-17	.882	8-33-41	27	18	11	25	3	99
MINNESOTA	46-80	.575	7-15	.467	18-22	.818	8-32-40	27	18	10	19	5	117
NEW ORLEANS	37-83	.446	14-29	.483	10-15	.667	8-32-40	21	21	6	19	0	98
@Boston	42-103	.408	11-33	.333	11-12	.917	17-33-50	27	18	10	10	7	106
UTAH	39-76	.513	7-21	.333	12-17	.706	10-30-40	21	15	7	20	7	97
@Brooklyn	37-84	.440	9-20	.450	7-13	.538	9-35-44	22	14	14	12	3	90
SACRAMENTO	38-86	.442	5-16	.313	16-18	.889	13-39-52	26	22	7	21	1	97
@Cleveland	41-85	.482	11-29	.379	16-19	.842	11-40-51	27	22	4	14	8	109
BOSTON	34-82	.415	9-21	.429	20-26	.769	10-23-33	23	19	14	17	2	97
@Minnesota	34-82	.415	9-21	.429	22-29	.759	7-38-45	22	23	9	13	4	99
@Memphis	35-80	.438	12-30	.400	19-21	.905	5-32-37	20	25	3	14	1	101
@San Antonio	40-85	.471	9-17	.529	19-20	.950	12-37-49	25	14	11	16	9	108
OKLAHOMA CITY	37-93	.398	7-19	.368	19-22	.864	13-35-48	19	19	8	13	8	100
TORONTO	36-79	.456	6-25	.240	18-24	.750	8-42-50	12	18	10	13	5	96
LA LAKERS	32-86	.372	13-27	.481	10-13	.769	15-27-42	19	14	10	16	7	87
@Dallas	36-100	.360	7-31	.226	16-19	.842	20-31-51	18	15	7	9	3	95
@Oklahoma City	39-80	.488	9-17	.529	20-26	.769	10-42-52	24	16	6	14	2	107
SAN ANTONIO	36-74	.486	10-20	.500	21-22	.955	6-43-49	26	16	11	23	2	103
MIAMI	40-89	.449	7-16	.438	13-15	.867	15-39-54	26	16	6	18	5	100
PHILADELPHIA	39-75	.520	12-26	.462	16-24	.667	7-25-32	20	21	5	24	2	106
@Boston	34-77	.442	10-23	.435	23-31	.742	6-37-43	19	25	5	22	2	101
@Orlando	38-81	.469	4-12	.333	20-24	.833	8-28-36	27	22	16	13	5	100
PORTLAND	38-81	.469	5-24	.208	16-22	.727	14-36-50	24	20	5	19	4	97
NEW YORK	39-81	.481	7-24	.292	13-17	.765	12-30-42	25	15	6	23	8	98
@Indiana	38-87	.437	7-26	.269	10-18	.556	11-29-40	9	20	16	15	3	93
@ Houston	39-72	.542	11-20	.550	26-39	.667	7-39-46	23	21	6	20	4	115
@ New York	44-88	.500	11-26	.423	12-14	.857	12-34-46	27	19	8	16	7	111
NEW YORK	40-84	.476	5-18	.278	22-24	.917	11-35-46	20	20	7	9	6	107
@ Philadelphia	39-86	.453	5-18	.278	15-25	.600	14-29-43	21	17	9	22	4	98
CHICAGO	36-83	.434	7-18	.389	26-31	.839	12-34-46	16	13	7	22	6	105
@ Milwaukee	40-96	.417	3-10	.300	25-37	.676	21-39-60	19	14	9	18	13	108
BROOKLYN	34-78	.436	6-20	.300	12-19	.632	7-29-36	22	17	5	17	3	86
ORLANDO	30-87	.345	6-22	.372	15-20	.750	11-31-42	21	13	11	13	5	81
@ Portland	41-94	.436	9-31	.290	7-11	.636	13-37-50	23	18	5	13	4	98

OPPONENTS' TEAM STATISTICS, CONT.

OPPONENT	FGs	Pct.	3FGs	Pct.	FTs	Pct.	Off-Def-REB	A	PF	ST	TO	B	Pts
@Sacramento	33-92	.359	7-24	.292	18-24	.750	17-39-56	24	14	13	19	4	91
@Phoenix	34-85	.400	10-24	.417	20-26	.769	15-37-52	22	17	10	17	6	98
@Denver	33-84	.393	6-20	.300	33-37	.892	12-31-43	18	18	10	15	3	105
LA CLIPPERS	33-85	.388	5-27	.185	14-21	.667	9-37-46	18	14	16	12	5	85
@Indiana	38-78	.487	9-15	.600	26-30	.867	10-39-49	20	17	10	18	8	111
@Miami	39-81	.481	5-20	.250	22-26	.846	10-37-47	21	23	10	18	4	105
DALLAS	31-85	.365	7-26	.269	28-38	.737	10-27-37	14	18	5	6	2	97
@Philadelphia	35-84	.417	6-27	.222	10-14	.714	6-32-38	27	20	7	24	10	86
INDIANA	38-91	.418	13-31	.419	7-9	.778	19-34-53	23	18	6	20	4	96
@Orlando	39-85	.459	7-25	.280	11-12	.917	8-35-43	24	13	9	18	10	96
ORLANDO	46-93	.495	9-29	.310	16-22	.727	6-41-47	37	22	11	13	8	117
@Chicago	38-86	.442	5-14	.357	9-12	.750	11-34-45	21	17	7	19	3	90
MIAMI	44-88	.500	8-20	.400	19-28	.679	10-36-46	27	12	13	16	1	115
MILWAUKEE	46-104	.442	3-17	.176	22-32	.688	17-48-65	23	21	12	19	10	117
GOLDEN STATE	39-89	.438	14-45	.311	10-12	.833	6-37-43	30	17	14	13	8	102
CHICAGO	32-88	.364	5-20	.250	19-22	.864	17-32-49	19	20	3	21	2	88
CHARLOTTE	27-81	.333	7-32	.219	15-23	.652	10-31-41	16	12	7	7	4	76
@Golden State	41-103	.398	12-36	.333	15-17	.882	18-33-51	28	22	11	13	3	109
@LA Lakers	29-85	.341	5-27	.185	14-20	.700	17-29-46	19	16	5	11	1	77
@LA Clippers	34-79	.430	12-32	.375	17-28	.607	6-35-41	22	20	10	19	10	97
@Utah	30-86	.349	7-26	.269	17-23	.739	15-39-54	16	14	10	20	4	84
@Toronto	38-82	.463	7-24	.292	21-29	.724	11-37-48	16	24	6	15	3	104
MEMPHIS	33-95	.347	6-23	.261	11-14	.786	20-38-58	15	14	10	16	5	83
INDIANA	33-87	.379	5-24	.208	4-7	.571	7-31-38	24	14	9	17	5	75
@Detroit	34-88	.386	7-29	.241	20-28	.714	14-39-53	25	14	2	11	4	95
DENVER	39-87	.448	6-22	.273	14-17	.824	9-30-39	22	22	6	14	4	98
HOUSTON	33-84	.393	5-23	.217	26-31	.839	15-36-51	15	17	11	17	3	97
WASHINGTON	46-91	.505	13-25	.520	12-20	.600	9-35-44	27	17	10	9	3	117
@Washington	39-92	.424	12-30	.400	11-12	.917	10-33-43	25	22	7	18	2	101
MILWAUKEE	35-84	.417	3-13	.231	17-26	.654	16-33-49	16	16	4	16	9	90
@Detroit	34-88	.386	7-29	.241	20-28	.714	14-39-53	25	14	2	11	4	95
@Chicago	40-106	.377	9-22	.409	11-15	.733	18-40-58	22	17	4	8	5	100
@Toronto	36-80	.450	11-23	.478	22-28	.786	8-36-44	26	19	14	11	4	105
CLEVELAND	39-98	.398	12-38	.316	20-31	.645	11-46-57	27	23	9	12	6	110
PHOENIX	30-81	.370	12-31	.387	18-30	.600	11-40-51	19	19	13	24	4	90
TORONTO	32-84	.381	8-21	.381	15-20	.750	8-38-46	16	16	10	12	4	87
BOSTON	40-90	.444	11-28	.393	16-24	.667	10-30-40	26	21	10	15	6	107
@ Cleveland	40-83	.482	11-29	.379	18-20	.900	9-38-47	17	14	9	15	4	109
@ Washington	42-88	.477	9-28	.321	16-30	.533	11-40-51	25	22	14	19	4	109

MISCELLANEOUS NUMBERS

HAWKS SEASON SUPERLATIVES

ATL FGM HIGH	ATL FGM LOW	ATL FGA HIGH	ATL FGA LOW
49 two times	27 @MIA, 1-31	106 v/MIL, 2-20	68 @LAL, 3-4
48 two times	30 two times	100 @MIL, 1-15	70 @MIA, 1-31
47 v/NYK, 12-26	31 two times	99 @HOU, 12-29	74 two times
ATL FG% HIGH	**ATL FG% LOW**	**ATL FT% HIGH**	**ATL FT% LOW**
.615 (48-78) v/PHI, 12-16	.367 (33-90) v/TOR, 12-2	1.000 three times	.500 (7-14) two times
.563 (45-80) v/BOS, 11-24	.370 (30-81) @CHA, 1-13	.933 (14-15) two times	.533 (8-15) @CLE, 4-11
.557 (44-79) v/BKN (1-16)	.372 (32-86) @CLE, 11-21	.929 (13-14) two times	.583 (7-12) v/HOU, 3-19
ATL FTM HIGH	**ATL FTM LOW**	**ATL FTA HIGH**	**ATL FTA LOW**
32 @MEM, 11-27	3 v/CHA, 2-28	36 @MEM, 11-27	5 v/CHA, 2-28
30 @NOP, 11-6	6 two times	35 two times	6 @MIL, 1-15
28 two times	7 two times	34 @DET, 3-16	7 v/MIN, 11-9
ATL HIGH REBS	**ATL LOW REBS**	**ATL HIGH ASSTS**	**ATL LOW ASSTS**
53 two times	25 v/PHI, 12-16	37 v/WAS, 11-7	13 @MIA, 1-31
52 @PHI, 2-3	27 v/MIN, 11-9	36 @PHI, 1-7	14 @MIN, 11-25
51 two times	31 two times	34 two times	15 @UTA, 3-8
ATL HIGH STLS	**ATL LOW STLS**	**ATL HIGH TOs**	**ATL LOW TOs**
18 @PHI, 1-7	2 v/DAL, 2-1	23 two times	5 @DET, 3-26
16 two times	3 three times	22 @IND, 12-28	8 @CHI, 3-28
15 four times	4 three times	21 two times	9 v/NYK, 12-26
ATL HIGH PTS	**ATL LOW PTS**	**ATL HIGH 3FGM**	**ATL LOW 3FGM**
127 v/PHI, 12-16	78 v/SAS, 12-12	17 two times	4 @BOS, 12-18
126 @PHI, 1-7	83 v/LAC, 1-27	16 v/MIA, 2-19	5 four times
124 @PHI, 2-3	84 @CHA, 1-13	15 two times	6 five times

OPPONENTS SEASON SUPERLATIVES

OPP FGM HIGH	OPP FGM LOW	OPP FGA HIGH	OPP FGA LOW
46 four times	27 v/CHA, 2-28	105 @CHI, 3-28	72 @HOU, 12-29
44 v/MIA, 2-19	29 @LAL, 3-4	104 two times	74 v/SAS, 12-12
42 three times	30 three times	103 @BOS, 11-13	75 v/PHI, 12-16
OPP FG% HIGH	**OPP FG% LOW**	**OPP FT% HIGH**	**OPP FT% LOW**
.575 (46-80) v/MIN, 11-9	.333 (27-81) v/CHA, 2-28	.955 (21-22) v/SAS, 12-12	.515 (17-33) v/DET, 12-23
.542 (39-72) @HOU, 12-29	.341 (29-85) @LAL, 3-4	.950 (19-20) @SAS, 11-28	.533 (16-30) @WAS, 4-13
.520 (39-75) v/PHI, 12-16	.345 (30-87) v/ORL, 1-18	.933 (14-15) @CHA, 11-1	.538 (7-13) @BKN, 11-18
OPP FTM HIGH	**OPP FTM LOW**	**OPP FTA HIGH**	**OPP FTA LOW**
33 @DEN, 1-25	4 v/IND, 3-13	39 two times	7 v/IND, 3-13
28 two times	7 three times	38 v/DAL, 2-1	9 v/IND, 2-5
26 four times	9 @CHI, 2-10	37 two times	11 @POR, 1-20
OPP HIGH REBS	**OPP LOW REBS**	**OPP HIGH ASSTS**	**OPP LOW ASSTS**
65 v/MIL, 2-20	32 two times	37 v/ORL, 2-8	9 @IND, 12-28
60 @MIL, 1-15	33 v/BOS, 11-24	30 two times	12 v/TOR, 12-2
59 v/DET, 10-27	36 two times	27 twelve times	13 @MIA, 11-3
OPP HIGH STLS	**OPP LOW STLS**	**OPP HIGH TOs**	**OPP LOW TOs**
16 three times	2 @DET, 3-26	26 v/WAS, 11-7	6 v/DAL, 2-1
14 four times	3 three times	24 three times	7 v/CHA, 2-28
13 three times	4 three times	23 two times	9 four times
OPP HIGH PTS	**OPP LOW PTS**	**OPP HIGH 3FGM**	**OPP LOW 3FGM**
117 four times	75 v/IND, 3-13	14 three times	3 three times
115 three times	76 v/CHA, 2-28	13 four times	4 @ORL, 12-20
114 @DET, 3-16	77 @LAL, 3-4	12 ten times	5 thirteen times

Hawks.com /Hawks @ATLHawks

MISCELLANEOUS NUMBERS, CONT

2015-16 SCORING BY QUARTERS

	1	2	3	4	1/2/3/4OT	TOT
ATL	2037	2034	2165	2147	46/4	8433
	(24.8)	(24.8)	(26.4)	(26.2)	(7.7/4.0)	(102.8)
OPP	2006	2027	2074	1952	66/12	8137
	(24.5)	(24.7)	(25.3)	(23.8)	(13.0/12.0)	(99.2)

ATTENDANCE

HOME	GP	AVERAGE
2015-16	41	16,833
Last Year	41	17,412
ROAD	**GP**	**AVERAGE**
2015-16	41	18,095
Last Year	41	17,314

2015-16 SINGLE QUARTER HIGHS

	1	2	3	4
ATL	34 v/BOS	39 @PHI	42 v/MIN	41 @WAS
	4-9	1-7	11-9	3-23
OPP	41 @HOU	42	39 @CLE	39
	12-29	2x	4-11	2x

2015-16 SINGLE QUARTER LOWS

	1	2	3	4
ATL	13 v/SAS	12	17 @WAS	15 v/IND
	12-12	2x	4-13	3-13
OPP	9 v/CHA	13 @ORL	12 v/NYK	14 v/HOU
	2-28	12-20	12-26	3-19

BEST PERFORMANCES

33	Horford vs. Chicago (1-9)	Points	43	Davis at New Orleans, 11-6
15	Horford vs. Chicago (1-9)	FGM	15	Wiggins vs. Minnesota, 11-9
24	Millsap vs. Milwaukee (2-20)	FGA	28	Irving vs. Cleveland, 4-1
.800	(12-15), Teague vs. Dallas (2-1)	FG%	.917	(11-12), Whiteside at Miami (11-3)
6	Korver at Orlando (12-20)	3FGM	7	two times
10	Korver three times	3FGA	16	Thompson at Golden State (3-1)
12	Teague at Detroit (3-16)	FTM	14	two times
14	Teague at Indiana (12-28)	FTA	18	two times
.923	(12-13), Teague at Detroit (3-16)	FT%	1.000	(11-11), Westbrook vs. Okla. City (11-30)
8	two times	Offensive Rebounds	13	Chandler at Phoenix (1-23)
14	three times	Defensive Rebounds	15	Jordan vs. LA Clippers (1-27)
18	Millsap at LA Clippers (3-5)	Rebounds	37	Chandler at Phoenix (1-23)
12	Teague at Detroit (3-26)	Assists	14	Wall vs. Washington (3-21)
5	seven times	Steals	6	Johnson vs. LA Clippers (1-27)
6	10 times	TO	8	Beal vs. Washington (11-7)
6	Millsap two times	Blocked Shots	6	Henson at Milwaukee (1-15)

HAWKS HIGH MARKS / OPPONENTS HIGH MARKS

	HAWKS			OPPONENT
127	vs. Philadelphia (12-16)	Points	117	four times
49	two times	FGM	46	four times
106	vs. Milwaukee (2-20)	FGA	105	at Chicago (3-28)
.615	(48-78) vs. Philadelphia (12-16)	FG%	.575	(46-80) vs. Minnesota (11-9)
17	two times	3FGM	14	three times
42	at Washington (3-23)	3FGA	45	vs. Golden State (2-22)
32	at Memphis (11-27)	FTM	33	at Denver (1-25)
36	at Memphis (11-27)	FTA	39	two times
1.000	three times	FT%	.955	(21-22) vs. San Antonio (12-12)
18	at Orlando (2-7)	Offensive Rebounds	23	vs. Detroit (10-27)
45	vs. Dallas (2-1)	Defensive Rebounds	48	vs. Milwaukee (2-20)
53	two times	Rebounds	65	vs. Milwaukee (2-20)
37	vs. Washington (11-7)	Assists	37	vs. Orlando (2-8)
18	at Philadelphia (1-7)	Steals	16	three times
23	two times	TO	26	vs. Washington (11-7)
13	three times	Blocked Shots	13	two times
28	at Boston (12-18)	Personal Fouls	25	three times
80	at Philadelphia (2-3)	Bench Points	58	at Minnesota (11-25)

MISCELLANEOUS NUMBERS, CONT.

HAWKS RECORD BY MONTH

Oct/Nov	W	L	Pct.	Dec	W	L	Pct.	Jan	W	L	Pct.
Home	7	3	.700	Home	5	3	.625	Home	3	2	.600
Road	5	5	.500	Road	4	2	.667	Road	3	7	.300
Feb	**W**	**L**	**Pct.**	**Mar**	**W**	**L**	**Pct.**	**Apr**	**W**	**L**	**Pct.**
Home	4	4	.500	Home	5	1	.833	Home	3	1	.750
Road	2	1	.667	Road	7	3	.700	Road	0	2	.000

HAWKS SEASON SUPERLATIVES

		Games Scoring In					Double Figure Games			Times Leading Team In		
Player	Starts	10s	20s	30s	40s	50s	Pts	Rebs	Assts	Pts*	Rebs*	Assts*
Bazemore	68	30	11				41	3		10	11	3
Hardaway Jr.	1	10	2				12			2	1	2
Hinrich												
Holiday	1											
Horford	82	60	12	2			74	18		14	23	14
Humphries		4					4				1	
Korver	80	38	1				39			2		3
Mack		1					1					
Millsap	81	46	29				75	33		32	49	8
Muscala		3					3				8	
Patterson		1					1					
Schröder	6	38	6				44		3	6	4	20
Scott		19					19	1		2	1	
Sefolosha	11	21					21	1			3	1
Splitter	2	6					6					
Tavares												
Teague	78	40	22	1			63		5	20	2	49

*Also includes times tied for team lead in points, rebounds and/or assists.

Thabo Sefolosha

MISCELLANEOUS NUMBERS, CONT.

HAWKS W/L RECORD WHEN...

When FG% is:	<40%: 0-10	40-49.9%: 28-23	50-59.9%: 19-1	>60%: 1-0
When OPP. FG% is:	<40%: 18-5	40-49.9%: 27-24	50-59.9%: 3-5	>60%: 0-0
When Leading After:	1st Qtr.: 29-11	2nd Qtr.: 33- 7	3rd Qtr.: 40-6	
When Trailing After:	1st Qtr.: 18-21	2nd Qtr.: 15-25	3rd Qtr.: 8-27	
Tied After:	1st Qtr.: 1-2	2nd Qtr.: 0-2	3rd Qtr.: 0-1	4th Qtr.: 0-5

When More Rebounds than Opponent:	19-5	When Outrebounded:	29-26	Equal Rebounds:	0-3
When Better FG% Than Opponent:	41-8	When opp. FG% Is Better:	7- 26	W/L When FG% Is Same:	0-0
When Better FT% Than Opponent:	33-14	When opp. FT% Is Better:	14-19	W/L When FT% Is Same:	1-1
When More FTA Than Opponent:	24-11	When opp. FTA Is More:	23-21	W/L When FTA Are Same:	1-2
Hawks Record in Back to Back Games:		1st Game: 12-7	2nd Game: 12-7		

OTHER MISCELLANEOUS NUMBERS

Most Hawks Points Scored at Half ..... 67 vs. Boston (4-9)
Fewest Hawks Points Scored at Half ..... 25 vs. San Antonio (12-12)
Most Hawks Points in Second Half ..... 73 vs. Washington (11-7)
Fewest Hawks Points in Second Half ..... 38 vs. LA Clippers (1-27)

Most Opponent Points Scored at Half ..... 72 vs. Minnesota (11-9)
Fewest Opponent Points Scored at Half ..... 32 two times
Most Opponent Points in Second Half ..... 68 at New Orleans (11-6)
Fewest Opponent Points in Second Half ..... 34 vs. Phoenix (4-5)

Highest Hawks FG% at halftime ..... .628 (27-43) vs. Philadelphia (12-16)
Lowest Hawks FG% at halftime ..... .243 (9-37) vs. San Antonio (12-12)
Highest Opponent FG% at halftime ..... .692 (27-39) at Houston (12-29)
Lowest Opponent FG% at halftime ..... .220 (9-41), vs. Charlotte (2-28)

Highest Hawks Second Half FG% ..... .643 (27-42) at Washington (3-23)
Lowest Hawks Second Half FG% ..... .317 (13-41) at Washington (4-13)
Highest Opponent Second Half FG% ..... .600 (24-40) at New Orleans (11-6)
Lowest Opponent Second Half FG% ..... .286 (12-42) vs. Phoenix (4-5)

Most Hawks Points in Overtime ..... 12 vs. Cleveland (4-1)
Most Opponent Points in Overtime ..... 16 vs. Orlando (2-8)
Most 20-point or more scorers in a game ..... 4 at Houston (12-29)
Most 10-point or more scorers in a game ..... 8 three times

HAWKS LOW MARKS			OPPONENTS LOW MARKS	
78	vs. San Antonio (12-12)	Points	75	vs. Indiana (3-13)
27	at Miami (1-31)	FGM	27	vs. Charlotte (2-28)
68	at LA Lakers (3-4)	FGA	72	at Houston (12-29)
.367	(33-90), vs. Toronto (12-2)	FG%	.333	(27-81), vs. Charlotte (2-28)
3	vs. Charlotte (2-28)	FTM	4	vs. Indiana (3-13)
5	vs. Charlotte (2-28)	FTA	7	vs. Indiana (3-13)
.500	(7-14), two times	FT%	.515	(17-33), vs. Detroit (12-23)
2	four times	Offensive Rebounds	5	at Memphis (11-27)
23	two times	Defensive Rebounds	23	vs. Boston (11-24)
25	vs. Philadelphia (12-16)	Rebounds	32	two times
13	at Miami (1-31)	Assists	9	at Indiana (12-28)
2	vs. Dallas (2-1)	Steals	2	at Detroit (3-26)
5	at Detroit (3-26)	TO	6	vs. Dallas (2-1)
1	two times	Blocked Shots	0	vs. New Orleans (11-11)
11	vs. LA Lakers (12-4)	Personal Fouls	12	two times

MISCELLANEOUS NUMBERS, CONT.

GAMES MISSED DUE TO INJURY / ILLNESS

Kent Bazemore	53	right ankle sprain
	1	right knee bone bruise
Kyle Korver	2	ankle rehab
Mike Muscala	2	right ankle sprain
Mike Scott	2	left knee contusion
Thabo Sefolosha	4	ankle rehab
	1	sore right wrist
Tiago Splitter	40	right hip/rest/surgery
	4	mild right calf strain
Jeff Teague	3	left ankle sprain

Tim Hardaway Jr.

RECORDS
17 Dennis
SCHRÖDER

HAWKS YEARLY LEADERS

GAMES PLAYED

1968-69	Lou Hudson, Joe Caldwell	81
1969-70	Joe Caldwell, Walt Hazzard, Bill Bridges	82
1970-71	Walt Hazzard, Walt Bellamy, Bill Bridges	82
1971-72	Walt Bellamy, Herm Gilliam	82
1972-73	Pete Maravich	79
1973-74	Walt Bellamy, John Brown	77
1974-75	Dean Meminger	80
1975-76	Lou Hudson, Tom Henderson	81
1976-77	Ken Charles	82
1977-78	Armond Hill, Ollie Johnson	82
1978-79	Armond Hill, Tom McMillen	82
1979-80	Steve Hawes, Wayne Rollins, Jack Givens	82
1980-81	Tom McMillen	79
1981-82	Rory Sparrow	82
1982-83	Dominique Wilkins	82
1983-84	Dominique Wilkins, Mike Glenn	81
1984-85	Kevin Willis	82
1985-86	Kevin Willis, Jon Koncak-	82
1986-87	Jon Koncak, Cliff Levingston, Glenn Rivers	82
1987-88	Cliff Levingston, Randy Wittman, "Spud" Webb	82
1988-89	Reggie Theus, John Battle	82
1989-90	Anthony "Spud" Webb	82
1990-91	Moses Malone	82
1991-92	Stacey Augmon	82
1992-93	Duane Ferrell, Adam Keefe	82
1993-94	Stacey Augmon, Craig Ehlo, Jon Koncak, Andrew Lang, Ennis Whatley	82
1994-95	Andrew Lang	82
1995-96	Grant Long	82
1996-97	Christian Laettner	82
1997-98	Dikembe Mutombo	82
1998-99	Dikembe Mutombo	50
1999-00	Dikembe Mutombo, Alan Henderson	82
2000-01	Jason Terry	82
2001-02	N. Mohammed, H. Möttölä, J. Vaughn	82
2002-03	Alan Henderson	82
2003-04	Jason Terry	81
2004-05	Josh Childress	80
2005-06	Joe Johnson	82
2006-07	Shelden Williams	81
2007-08	Joe Johnson	82
2008-09	Maurice Evans, Flip Murray	80
2009-10	Al Horford, Josh Smith, Marvin Williams	81
2010-11	Zaza Pachulia	79
2011-12	Josh Smith, Jeff Teague	66
2012-13	Jeff Teague	80
2013-14	Mike Scott	80
2014-15	Dennis Schröder	77
2015-16	Al Horford	82

MOST MINUTES

1968-69	Bill Bridges	2930
1969-70	Bill Bridges	3269
1970-71	Bill Bridges	3140
1971-72	Walt Bellamy	3187
1972-73	Pete Maravich	3089
1973-74	Pete Maravich	2903
1974-75	Tom VanArsdale	2570
1975-76	Tom Henderson	2900
1976-77	John Drew	2688
1977-78	Armond Hill	2530
1978-79	Dan Roundfield	2539
1979-80	Eddie Johnson	2622
1980-81	Eddie Johnson	2693
1981-82	Rory Sparrow	2610
1982-83	Dan Roundfield	2811
1983-84	Dominique Wilkins	2961
1984-85	Dominique Wilkins	3023
1985-86	Dominique Wilkins	3049
1986-87	Dominique Wilkins	2969
1987-88	Dominique Wilkins	2948
1988-89	Dominique Wilkins	2997
1989-90	Dominique Wilkins	2888
1990-91	Dominique Wilkins	3078
1991-92	Kevin Willis	2962
1992-93	Kevin Willis	2878
1993-94	Mookie Blaylock	2915
1994-95	Mookie Blaylock	3069
1995-96	Grant Long	3008
1996-97	Christian Laettner	3140
1997-98	Dikembe Mutombo	2917
1998-99	Dikembe Mutombo	1829
1999-00	Dikembe Mutombo	2984
2000-01	Jason Terry	3089
2001-02	Jason Terry	2967
2002-03	Shareef Abdur-Rahim	3087
2003-04	Jason Terry	3018
2004-05	Al Harrington	2550
2005-06	Joe Johnson	3340
2006-07	Josh Smith	2647
2007-08	Joe Johnson	3343
2008-09	Joe Johnson	3124
2009-10	Josh Smith	2886
2010-11	Al Horford	2704
2011-12	Josh Smith	2329
2012-13	Al Horford	2756
2013-14	Jeff Teague	2542
2014-15	Kyle Korver	2418
2015-16	Paul Millsap	2647

MOST FIELD GOALS MADE

1968-69	Lou Hudson	716
1969-70	Lou Hudson	830
1970-71	Lou Hudson	829
1971-72	Lou Hudson	775
1972-73	Lou Hudson	816
1973-74	Pete Maravich	819
1974-75	Tom VanArsdale	544
1975-76	John Drew	586
1976-77	John Drew	689
1977-78	John Drew	593
1978-79	John Drew	650
1979-80	Eddie Johnson	590
1980-81	Eddie Johnson	573
1981-82	John Drew	465
1982-83	Dominique Wilkins	601
1983-84	Dominique Wilkins	684
1984-85	Dominique Wilkins	853
1985-86	Dominique Wilkins	888
1986-87	Dominique Wilkins	828
1987-88	Dominique Wilkins	909
1988-89	Dominique Wilkins	814
1989-90	Dominique Wilkins	810
1990-91	Dominique Wilkins	770
1991-92	Kevin Willis	591
1992-93	Dominique Wilkins	741
1993-94	Kevin Willis	627
1994-95	Mookie Blaylock	509
1995-96	Steve Smith	494
1996-97	Christian Laettner	548
1997-98	Steve Smith	489
1998-99	Mookie Blaylock	247
1999-00	Jim Jackson	507
2000-01	Jason Terry	596
2001-02	Shareef Abdur-Rahim	598
2002-03	Shareef Abdur-Rahim	566
2003-04	Stephen Jackson	536
2004-05	Al Harrington	453
2005-06	Joe Johnson	632
2006-07	Joe Johnson	536
2007-08	Joe Johnson	647
2008-09	Joe Johnson	620
2009-10	Joe Johnson	635
2010-11	Joe Johnson	514
2011-12	Josh Smith	504
2012-13	Al Horford	576
2013-14	Paul Millsap	483
2014-15	Al Horford	519
2015-16	Al Horford	529

HAWKS YEARLY LEADERS, CONT.

MOST FIELD GOALS ATTEMPTED

1968-69	Lou Hudson	1455
1969-70	Lou Hudson	1564
1970-71	Lou Hudson	1713
1971-72	Lou Hudson	1540
1972-73	Pete Maravich	1788
1973-74	Pete Maravich	1791
1974-75	Tom VanArsdale	1269
1975-76	Lou Hudson	1205
1976-77	John Drew	1416
1977-78	John Drew	1236
1978-79	John Drew	1375
1979-80	Eddie Johnson	1212
1980-81	Eddie Johnson	1136
1981-82	Eddie Johnson	1011
1982-83	Dominique Wilkins	1220
1983-84	Dominique Wilkins	1429
1984-85	Dominique Wilkins	1891
1985-86	Dominique Wilkins	1897
1986-87	Dominique Wilkins	1787
1987-88	Dominique Wilkins	1957
1988-89	Dominique Wilkins	1756
1989-90	Dominique Wilkins	1672
1990-91	Dominique Wilkins	1640
1991-92	Kevin Willis	1224
1992-93	Dominique Wilkins	1584
1993-94	Kevin Willis	1257
1994-95	Mookie Blaylock	1198
1995-96	Steve Smith	1143
1996-97	Mookie Blaylock	1159
1997-98	Steve Smith	1101
1998-99	Mookie Blaylock	651
1999-00	Jim Jackson	1235
2000-01	Jason Terry	1367
2001-02	Shareef Abdur-Rahim	1297
2002-03	Glenn Robinson	1248
2003-04	Stephen Jackson	1261
2004-05	Antoine Walker	1013
2005-06	Joe Johnson	1395
2006-07	Joe Johnson	1139
2007-08	Joe Johnson	1497
2008-09	Joe Johnson	1420
2009-10	Joe Johnson	1386
2010-11	Joe Johnson	1161
2011-12	Josh Smith	1101
2012-13	Josh Smith	1182
2013-14	Paul Millsap	1047
2014-15	Al Horford	965
2015-16	Paul Millsap	1066

FIELD GOAL PERCENTAGE

1968-69	Joe Caldwell	.507
1969-70	Lou Hudson	.531
1970-71	Walt Bellamy	.493
1971-72	Walt Bellamy	.545
1972-73	Bob Christian	.548
1973-74	Lou Hudson	.500
1974-75	Mike Sojourner	.488
1975-76	John Drew	.502
1976-77	Joe C. Meriweather	.526
1977-78	Tom McMillen	.493
1978-79	Wayne Rollins	.535
1979-80	Wayne Rollins	.558
1980-81	Dan Roundfield	.527
1981-82	Wayne Rollins	.584
1982-83	Mike Glenn	.518
1983-84	Mike Glenn	.563
1984-85	Mike Glenn	.588
1985-86	Cliff Levingston	.534
1986-87	Wayne Rollins	.546
1987-88	Cliff Levingston	.557
1988-89	Cliff Levingston	.528
1989-90	Kevin Willis	.519
1990-91	Kevin Willis	.504
1991-92	Duane Ferrell	.524
1992-93	Kevin Willis	.506
1993-94	Stacey Augmon	.510
1994-95	Grant Long	.479
1995-96	Stacey Augmon	.491
1996-97	Dikembe Mutombo	.527
1997-98	Dikembe Mutombo	.537
1998-99	Dikembe Mutombo	.512
1999-00	Dikembe Mutombo	.562
2000-01	Dikembe Muombo	.477
2001-02	Shareef Abdur-Rahim/Nazr Mohammed	.461
2002-03	Shareef Abdur-Rahim	.478
2003-04	Shareef Abdur-Rahim	.485
2004-05	Josh Childress	.470
2005-06	Joe Johnson	.453
2006-07	Joe Johnson	.471
2007-08	Josh Childress	.571
2008-09	Al Horford	.525
2009-10	Al Horford	.551
2010-11	Al Horford	.557
2011-12	Jeff Teague	.476
2012-13	Al Horford	.543
2013-14	Mike Scott	.479
2014-15	Al Horford	.538
2015-16	Al Horford/Thabo Sefolosha	.505

MOST 3-PT FIELD GOALS MADE

1979-80	Eddie Johnson	5
	James McElroy	5
1980-81	Eddie Johnson	6
1981-82	Eddie Johnson	7
1982-83	Eddie Johnson	14
	Wes Matthews	14
1983-84	Eddie Johnson	16
1984-85	Dominique Wilkins	25
1985-86	Dominique Wilkins	13
1986-87	Mike McGee	86
1987-88	Dominique Wilkins	38
1988-89	Glenn Rivers	43
1989-90	Dominique Wilkins	59
1990-91	Glenn Rivers	88
1991-92	Paul Graham	55
1992-93	Dominique Wilkins	120
1993-94	Mookie Blaylock	114
1994-95	Mookie Blaylock	199
1995-96	Mookie Blaylock	231
1996-97	Mookie Blaylock	221
1997-98	Steve Smith	97
1998-99	Mookie Blaylock	77
1999-00	Jim Jackson	117
2000-01	Jason Terry	124
2001-02	Jason Terry	172
2002-03	Jason Terry	160
2003-04	Jason Terry	146
2004-05	Antoine Walker	85
2005-06	Joe Johnson	128
2006-07	Joe Johnson	119
2007-08	Joe Johnson	169
2008-09	Mike Bibby	167
2009-10	Jamal Crawford	163
2010-11	Jamal Crawford	119
2011-12	Joe Johnson	125
2012-13	Kyle Korver	189
2013-14	Kyle Korver	185
2014-15	Kyle Korver	221
2015-16	Kyle Korver	158

HAWKS YEARLY LEADERS, CONT.

MOST 3-PT FIELD GOALS ATTEMPTED

1979-80	Eddie Johnson	13
1980-81	Charlie Criss	21
1981-82	Eddie Johnson	30
1982-83	Wes Matthews	48
1983-84	Eddie Johnson	43
1984-85	Dominique Wilkins	81
1985-86	Dominique Wilkins	70
1986-87	Mike McGee	229
1987-88	Dominique Wilkins	129
1988-89	Glenn Rivers	124
1989-90	Dominique Wilkins	183
1990-91	Glenn Rivers	262
1991-92	Paul Graham	141
1992-93	Dominique Wilkins	316
1993-94	Mookie Blaylock	341
1994-95	Mookie Blaylock	555
1995-96	Mookie Blaylock	623
1996-97	Mookie Blaylock	604
1997-98	Mookie Blaylock	334
1998-99	Mookie Blaylock	251
1999-00	Jim Jackson	303
2000-01	Jason Terry	314
2001-02	Jason Terry	444
2002-03	Jason Terry	431
2003-04	Stephen Jackson	427
2004-05	Antoine Walker	268
2005-06	Joe Johnson	360
2006-07	Joe Johnson	312
2007-08	Joe Johnson	444
2008-09	Mike Bibby	428
2009-10	Jamal Crawford	427
2010-11	Jamal Crawford	349
2011-12	Joe Johnson	322
2012-13	Kyle Korver	414
2013-14	Kyle Korver	392
2014-15	Kyle Korver	449
2015-16	Kyle Korver	396

3-PT PERCENTAGE

MINIMUM 55 3FG MADE, 45 IN 2011-12

1979-80	Eddie Johnson (5-13)	.385
1980-81	Eddie Johnson (6-20)	.300
1981-82	Mike Glenn (1-2)	.500
1982-83	Eddie Johnson (14-41)	.341
1983-84	Mike Glenn (1-2)	.500
1984-85	Glenn Rivers (15-36)	.417
1985-86	Scott Hastings (3-4)	.750
1986-87	Mike McGee	.376
1987-88	Cliff Levingston (1-2)	.500
1988-89	Glenn Rivers (43-124)	.347
1989-90	Dominique Wilkins	.322
1990-91	Dominique Wilkins	.341
1991-92	Paul Graham	.390
1992-93	Dominique Wilkins	.380
1993-94	Craig Ehlo	.348
1994-95	Mookie Blaylock	.359
1995-96	Mookie Blaylock/Craig Ehlo	.371
1996-97	Henry James	.420
1997-98	Eldridge Recasner	.419
1998-99	Steve Smith	.338
1999-00	Jim Jackson	.386
2000-01	Jason Terry	.395
2001-02	Jason Terry	.387
2002-03	Jason Terry	.371
2003-04	Jason Terry	.347
2004-05	Tony Delk	.356
2005-06	Tyronn Lue	.457
2006-07	Joe Johnson	.381
2007-08	Joe Johnson	.381
2008-09	Maurice Evans	.395
2009-10	Mike Bibby	.389
2010-11	Mike Bibby	.441
2011-12	Willie Green	.442
2012-13	Kyle Korver	.457
2013-14	Kyle Korver	.472
2014-15	Kyle Korver	.492
2015-16	Jeff Teague	.400

MOST FREE THROWS MADE

1968-69	Zelmo Beaty	370
1969-70	Joe Caldwell	379
1970-71	Pete Maravich	404
1971-72	Pete Maravich	355
1972-73	Pete Maravich	485
1973-74	Pete Maravich	469
1974-75	John Drew	388
1975-76	John Drew	488
1976-77	John Drew	412
1977-78	John Drew	437
1978-79	John Drew	495
1979-80	John Drew	489
1980-81	John Drew	454
1981-82	John Drew	364
1982-83	Dan Roundfield	337
1983-84	Dominique Wilkins	382
1984-85	Dominique Wilkins	486
1985-86	Dominique Wilkins	577
1986-87	Dominique Wilkins	607
1987-88	Dominique Wilkins	541
1988-89	Moses Malone	561
1989-90	Moses Malone	493
1990-91	Dominique Wilkins	476
1991-92	Dominique Wilkins	294
1992-93	Dominique Wilkins	519
1993-94	Stacey Augmon	333
1994-95	Steve Smith	295
1995-96	Christian Laettner	324
1996-97	Christian Laettner	359
1997-98	Steve Smith	389
1998-99	Dikembe Mutombo	195
1999-00	Dikembe Mutombo	298
2000-01	Jason Terry	303
2001-02	Shareef Abdur-Rahim	419
2002-03	Shareef Abdur-Rahim	455
2003-04	Shareef Abdur-Rahim	294
2004-05	Al Harrington	236
2005-06	Zaza Pachulia	297
2006-07	Zaza Pachulia	293
2007-08	Marvin Williams	336
2008-09	Joe Johnson	299
2009-10	Jamal Crawford	270
2010-11	Josh Smith	229
2011-12	Josh Smith	203
2012-13	Jeff Teague	199
2013-14	Jeff Teague	318
2014-15	Jeff Teague	275
2015-16	Paul Millsap	309

MOST FREE THROWS ATTEMPTED

1968-69	Zelmo Beaty	506
1969-70	Joe Caldwell	551
1970-71	Walt Bellamy	556
1971-72	Walt Bellamy	581
1972-73	Pete Maravich	606
1973-74	Pete Maravich	568
1974-75	John Drew	544
1975-76	John Drew	656
1976-77	John Drew	577
1977-78	John Drew	575
1978-79	John Drew	677
1979-80	John Drew	646
1980-81	John Drew	577
1981-82	John Drew	491

HAWKS YEARLY LEADERS, CONT.

MOST FREE THROWS ATTEMPTED (CONT.)

1982-83	Dan Roundfield	450
1983-84	Dominique Wilkins	496
1984-85	Dominique Wilkins	603
1985-86	Dominique Wilkins	705
1986-87	Dominique Wilkins	742
1987-88	Dominique Wilkins	655
1988-89	Moses Malone	711
1989-90	Moses Malone	631
1990-91	Dominique Wilkins	574
1991-92	Kevin Willis	363
1992-93	Dominique Wilkins	627
1993-94	Stacey Augmon	436
1994-95	Steve Smith	349
1995-96	Christian Laettner	396
1996-97	Christian Laettner	440
1997-98	Steve Smith	455
1998-99	Dikembe Mutombo	285
1999-00	Dikembe Mutombo	421
2000-01	Jason Terry	358
2001-02	Shareef Abdur-Rahim	523
2002-03	Shareef Abdur-Rahim	541
2003-04	Shareef Abdur-Rahim	334
2004-05	Al Harrington	351
2005-06	Zaza Pachulia	404
2006-07	Josh Smith	387
2007-08	Josh Smith	469
2008-09	Joe Johnson	362
2009-10	Josh Smith	422
2010-11	Josh Smith	316
2011-12	Josh Smith	322
2012-13	Josh Smith	321
2013-14	Paul Millsap	391
2014-15	Paul Millsap	337
2015-16	Paul Millsap	408

FREE THROW PERCENTAGE

(MINIMUM 125 FT MADE, 101 IN 2011-12)

1968-69	Lou Hudson	.777
1969-70	Butch Beard	.828
1970-71	Len Chappell	.811
1971-72	Herm Gilliam	.838
1972-73	Lou Hudson	.825
1973-74	Lou Hudson	.836
1974-75	John Wetzel	.883
1975-76	Lou Hudson	.814
1976-77	Lou Hudson	.840
1977-78	Ollie Johnson	.854
1978-79	Tom McMillen	.891
1979-80	Armond Hill	.849
1980-81	Charlie Criss	.865
1981-82	Tom McMillen	.824
1982-83	Mike Glenn	.831
1983-84	Johnny Davis	.848
1984-85	Mike Glenn	.816
1985-86	Scott Hastings	.857
1986-87	Glenn Rivers	.828
1987-88	Wayne Rollins	.875
1988-89	Anthony "Spud" Webb	.867
1989-90	Anthony "Spud" Webb	.871
1990-91	Anthony "Spud" Webb	.868
1991-92	Kevin Willis	.804
1992-93	Dominique Wilkins	.828
1993-94	Duane Ferrell	.783
1994-95	Steve Smith	.845
1995-96	Steve Smith	.826
1996-97	Steve Smith	.847
1997-98	Christian Laettner	.864
1998-99	Steve Smith	.849
1999-00	Jim Jackson	.877
2000-01	Jason Terry	.846
2001-02	Jason Terry	.835
2002-03	Jason Terry	.887
2003-04	Shareef Abdur-Rahim	.880
2004-05	Tyronn Lue	.871
2005-06	Joe Johnson	.791
2006-07	Tyronn Lue	.883
2007-08	Joe Johnson	.834
2008-09	Joe Johnson	.826
2009-10	Jamal Crawford	.857
2010-11	Jamal Crawford	.854
2011-12	Joe Johnson	.849
2012-13	Jeff Teague	.881
2013-14	Lou Williams	.849
2014-15	Jeff Teague	.862
2015-16	Jeff Teague	.837

MOST DEFENSIVE REBOUNDS

1973-74	Jim Washington	528
1974-75	John Drew	479
1975-76	John Drew	374
1976-77	John Drew	395
1977-78	Steve Hawes	510
1978-79	Dan Roundfield	539
1979-80	Dan Roundfield	544
1980-81	Dan Roundfield	403
1981-82	Dan Roundfield	494
1982-83	Dan Roundfield	621
1983-84	Dan Roundfield	515
1984-85	Kevin Willis	345
1985-86	Kevin Willis	461
1986-87	Kevin Willis	528
1987-88	Wayne Rollins	317
1988-89	Moses Malone	570
1989-90	Moses Malone	448
1990-91	Dominique Wilkins	471
1991-92	Kevin Willis	840
1992-93	Kevin Willis	693
1993-94	Kevin Willis	628
1994-95	Grant Long	405
1995-96	Grant Long	540
1996-97	Dikembe Mutombo	661
1997-98	Dikembe Mutombo	656
1998-99	Dikembe Mutombo	418
1999-00	Dikembe Mutombo	853
2000-01	Dikembe Mutombo	505
2001-02	Shareef Abdur-Rahim	498
2002-03	Shareef Abdur-Rahim	502
2003-04	Shareef Abdur-Rahim	354
2004-05	Antoine Walker	371
2005-06	Al Harrington	391
2006-07	Josh Smith	456
2007-08	Al Horford	537
2008-09	Al Horford	479
2009-10	Al Horford	563
2010-11	Al Horford	536
2011-12	Josh Smith	496
2012-13	Al Horford	562
2013-14	Paul Millsap	473
2014-15	Paul Millsap	431
2015-16	Paul Millsap	534

HAWKS YEARLY LEADERS, CONT.

MOST ASSISTS

1968-69	Joe Caldwell	320
1969-70	Walt Hazzard	561
1970-71	Walt Hazzard	514
1971-72	Pete Maravich	393
1972-73	Pete Maravich	546
1973-74	Pete Maravich	396
1974-75	Dean Meminger	397
1975-76	Tom Henderson	374
1976-77	Armond Hill	403
1977-78	Armond Hill	427
1978-79	Armond Hill	480
1979-80	Armond Hill	424
1980-81	Eddie Johnson	407
1981-82	Rory Sparrow	424
1982-83	Eddie Johnson	318
1983-84	Eddie Johnson	326
1984-85	Eddie Johnson	566
1985-86	Glenn Rivers	443
1986-87	Glenn Rivers	823
1987-88	Glenn Rivers	747
1988-89	Glenn Rivers	525
1989-90	Anthony "Spud" Webb	477
1990-91	Anthony "Spud" Webb	417
1991-92	Rumeal Robinson	446
1992-93	Mookie Blaylock	671
1993-94	Mookie Blaylock	789
1994-95	Mookie Blaylock	616
1995-96	Mookie Blaylock	478
1996-97	Mookie Blaylock	463
1997-98	Mookie Blaylock	469
1998-99	Mookie Blaylock	278
1999-00	Jason Terry	346
2000-01	Jason Terry	403
2001-02	Jason Terry	444
2002-03	Jason Terry	600
2003-04	Jason Terry	437
2004-05	Josh Childress	151
2005-06	Joe Johnson	536
2006-07	Joe Johnson	249
2007-08	Joe Johnson	474
2008-09	Joe Johnson	455
2009-10	Joe Johnson	369
2010-11	Joe Johnson	338
2011-12	Jeff Teague	321
2012-13	Jeff Teague	579
2013-14	Jeff Teague	528
2014-15	Jeff Teague	513
2015-16	Jeff Teague	470

MOST REBOUNDS

1968-69	Bill Bridges	1132
1969-70	Bill Bridges	1181
1970-71	Bill Bridges	1233
1971-72	Walt Bellamy	1049
1972-73	Walt Bellamy	964
1973-74	Walt Bellamy	740
1974-75	John Drew	836
1975-76	John Drew	660
1976-77	John Drew	675
1977-78	Steve Hawes	690
1978-79	Dan Roundfield	865
1979-80	Dan Roundfield	837
1980-81	Dan Roundfield	634
1981-82	Dan Roundfield	721
1982-83	Dan Roundfield	880
1983-84	Dan Roundfield	721
1984-85	Cliff Levingston	566
1985-86	Kevin Willis	704
1986-87	Kevin Willis	849
1987-88	Kevin Willis	547
1988-89	Moses Malone	956
1989-90	Moses Malone	812
1990-91	Dominique Wilkins	732
1991-92	Kevin Willis	1258
1992-93	Kevin Willis	1028
1993-94	Kevin Willis	963
1994-95	Grant Long	595
1995-96	Grant Long	788
1996-97	Dikembe Mutombo	929
1997-98	Dikembe Mutombo	932
1998-99	Dikembe Mutombo	610
1999-00	Dikembe Mutombo	1157
2000-01	Dikembe Mutombo	693
2001-02	Shareef Abdur-Rahim	696
2002-03	Shareef Abdur-Rahim	677
2003-04	Stephen Jackson	370
2004-05	Josh Childress	482
2005-06	Zaza Pachulia	613
2006-07	Josh Smith	621
2007-08	Al Horford	785
2008-09	Al Horford	624
2009-10	Al Horford	799
2010-11	Al Horford	718
2011-12	Josh Smith	632
2012-13	Al Horford	757
2013-14	Paul Millsap	627
2014-15	Paul Millsap	570
2015-16	Paul Millsap	732

REBOUND AVERAGE

1968-69	Bill Bridges	14.2
1969-70	Bill Bridges	14.4
1970-71	Bill Bridges	15.0
1971-72	Walt Bellamy	12.8
1972-73	Walt Bellamy	13.2
1973-74	Jim Washington	10.1
1974-75	John Drew	10.7
1975-76	John Drew	8.6
1976-77	John Drew	9.1
1977-78	Steve Hawes	9.2
1978-79	Dan Roundfield	10.8
1979-80	Dan Roundfield	10.3
1980-81	Dan Roundfield	10.1
1981-82	Dan Roundfield	11.8
1982-83	Dan Roundfield	11.4
1983-84	Dan Roundfield	9.9
1984-85	Cliff Levingston	7.6
1985-86	Kevin Willis	8.6
1986-87	Kevin Willis	10.5
1987-88	Kevin Willis	7.3
1988-89	Moses Malone	11.8
1989-90	Moses Malone	10.0
1990-91	Dominique Wilkins	9.0
1991-92	Kevin Willis	15.5
1992-93	Kevin Willis	12.9
1993-94	Kevin Willis	12.0
1994-95	Grant Long	7.5
1995-96	Grant Long	9.6
1996-97	Dikembe Mutombo	11.6
1997-98	Dikembe Mutombo	11.4
1998-99	Dikembe Mutombo	12.2
1999-00	Dikembe Mutombo	14.1
2000-01	Dikembe Mutombo	14.1
2001-02	Shareef Abdur-Rahim	9.0
2002-03	Shareef Abdur-Rahim	8.4
2003-04	Stephen Jackson	4.6
2004-05	Josh Smith	6.2
2005-06	Zaza Pachulia	7.9
2006-07	Josh Smith	8.6
2007-08	Al Horford	9.7
2008-09	Zaza Pachulia	5.7
2009-10	Al Horford	9.9
2010-11	Al Horford	9.3
2011-12	Josh Smith	9.6
2012-13	Al Horford	10.2
2013-14	Paul Millsap	8.5
2014-15	Paul Millsap	7.8
2015-16	Paul Millsap	9.0

HAWKS YEARLY LEADERS, CONT.

OFFENSIVE REBOUNDS

1973-74	Walt Bellamy	264
1974-75	John Drew	357
1975-76	John Drew	286
1976-77	John Drew	280
1977-78	John Drew	213
1978-79	Dan Roundfield	326
1979-80	Dan Roundfield	293
1980-81	Dan Roundfield	231
1981-82	Dan Roundfield	227
1982-83	Dan Roundfield	259
1983-84	Dominique Wilkins	254
1984-85	Cliff Levingston	230
1985-86	Dominique Wilkins	261
1986-87	Kevin Willis	321
1987-88	Kevin Willis	235
1988-89	Moses Malone	386
1989-90	Moses Malone	364
1990-91	Moses Malone	271
1991-92	Kevin Willis	418
1992-93	Kevin Willis	335
1993-94	Kevin Willis	335
1994-95	Grant Long	190
1995-96	Grant Long	248
1996-97	Dikembe Mutombo	268
1997-98	Dikembe Mutombo	276
1998-99	Dikembe Mutombo	192
1999-00	Dikembe Mutombo	304
2000-01	Dikembe Mutombo	188
2001-02	Nazr Mohammed	242
2002-03	Shareef Abdur-Rahim	175
2003-04	Shareef Abdur-Rahim	141
2004-05	Josh Childress	195
2005-06	Zaza Pachulia	264
2006-07	Zaza Pachulia	199
2007-08	Al Horford	248
2008-09	Zaza Pachulia	173
2009-10	Al Horford	236
2010-11	Al Horford	182
2011-12	Zaza Pachulia	154
2012-13	Al Horford	195
2013-14	Paul Millsap	154
2014-15	Paul Millsap	139
2015-16	Paul Millsap	198

MOST PERSONAL FOULS

1968-69	Bill Bridges	290
1969-70	Bill Bridges	292
1970-71	Bill Bridges	317
1971-72	Don Adams	259
1972-73	George Trapp	274
1973-74	Pete Maravich	261
1974-75	John Drew	274
1975-76	John Drew	261
1976-77	Joe C. Meriweather	324
1977-78	Wayne Rollins	326
1978-79	Dan Roundfield	358
1979-80	Wayne Rollins	322
1980-81	Steve Hawes	289
1981-82	Wayne Rollins	285
1982-83	Wayne Rollins	294
1983-84	Wayne Rollins	294
1984-85	Glenn Rivers	250
1985-86	Jon Koncak	296
1986-87	Kevin Willis	313
1987-88	Cliff Levingston	287
1988-89	Cliff Levingston	270
1989-90	Kevin Willis	259
1990-91	Jon Koncan	265
1991-92	Blair Rasmussen	233
1992-93	Jon Koncan, Kevin Willis	264
1993-94	Kevin Willis	250
1994-95	Andrew Lang	271
1995-96	Christian Laettner	276
1996-97	Christian Laettner	277
1997-98	Dikembe Mutombo	254
1998-99	Dikembe Mutombo	145
1999-00	Dikembe Mutombo	248
2000-01	Lorenzen Wright	232
2001-02	Nazr Mohammed	252
2002-03	Theo Ratliff	271
2003-04	Stephen Jackson	216
2004-05	Al Harrington	249
2005-06	Al Harrington	301
2006-07	Zaza Pachulia	267
2007-08	Josh Smith	269
2008-09	Zaza Pachulia	208
2009-10	Josh Smith	240
2010-11	Josh Smith	217
2011-12	Zaza Pachulia/Josh Smith	172
2012-13	Jeff Teague	181
2013-14	Paul Millsap	210
2014-15	Paul Millsap	201
2015-16	Paul Millsap	237

MOST DISQUALIFICATIONS

1968-69	Zelmo Beaty	7
1969-70	Bill Bridges	6
1970-71	Bill Bridges	7
1971-72	Don Adams	5
1972-73	George Trapp	11
1973-74	John Brown	10
1974-75	Mike Sojourner	10
1975-76	John Drew	11
1976-77	Joe C. Meriweather	21
1977-78	John Brown	18
1978-79	Wayne Rollins, John Drew	19
1979-80	Wayne Rollins	12
1980-81	Steve Hawes	13
1981-82	John Drew	6
1982-83	Wayne Rollins	10
1983-84	Wayne Rollins	9
1984-85	Glenn RIvers	7
1985-86	Jon Koncak	10
1986-87	Glenn Rivers	5
1987-88	Antoine Carr	7
1988-89	Glenn Rivers	6
1989-90	Koncak, Carr, Willis	4
1990-91	Duane Ferrell	3
1991-92	Paul Graham	3
1992-93	Jon Koncak	6
1993-94	Kevin Willis, Andrew Lang	2
1994-95	Andrew Lang	4
1995-96	Christian Laettner	7
1996-97	Christian Laettner	8
1997-98	Christian Laettner	6
1998-99	Dikembe Mutombo, Steve Smith	2
1999-00	Henderson, Mutombo, Rider, Wright	3
2000-01	Chris Crawford, Hanno Mottola	3
2001-02	Hanno Mottola	5
2002-03	Theo Ratliff	3
2003-04	Chris Crawford	4
2004-05	Tony Delk	3
2005-06	Zaza Pachulia	6
2006-07	Pachulia, Smith, Wright	4
2007-08	Josh Smith	6
2008-09	Evans, Pachulia, Smith	1
2009-10	Randolph Morris, Zaza Pachulia	2
2010-11	Kirk Hinrich	2
2011-12	Josh Smith	3
2012-13	Al Horford	2
2013-14	Paul Millsap	3
2014-15	DeMarre Carroll/Kyle Korver	1
2015-16	Bazemore/Millsap/Teague	2

HAWKS YEARLY LEADERS, CONT.

MOST STEALS

1973-74	Lou Hudson	160
1974-75	John Drew	119
1975-76	John Drew	138
1976-77	Ken Charles	141
1977-78	Armond Hill	151
1978-79	John Drew	128
1979-80	Eddie Johnson	120
1980-81	Eddie Johnson	126
1981-82	Eddie Johnson	102
1982-83	Dominique Wilkins	84
1983-84	Glenn Rivers	127
1984-85	Glenn Rivers	163
1985-86	Dominique Wilkins	138
1986-87	Glenn Rivers	171
1987-88	Glenn Rivers	140
1988-89	Glenn Rivers	181
1989-90	Dominique Wilkins	126
1990-91	Glenn Rivers	148
1991-92	Stacey Augmon	124
1992-93	Mookie Blaylock	203
1993-94	Mookie Blaylcok	212
1994-95	Mookie Blaylock	200
1995-96	Mookie Blaylock	212
1996-97	Mookie Blaylock	212
1997-98	Mookie Blaylock	183
1998-99	Mookie Blaylock	99
1999-00	Jason Terry	90
2000-01	Jason Terry	104
2001-02	Jason Terry	144
2002-03	Jason Terry	126
2003-04	Stephen Jackson	142
2004-05	Al Harrington	85
2005-06	Joe Johnson	103
2006-07	Josh Smith	101
2007-08	Josh Smith	123
2008-09	Mike Bibby	98
2009-10	Josh Smith	130
2010-11	Josh Smith	99
2011-12	Jeff Teague	106
2012-13	Jeff Teague	117
2013-14	Paul Millsap	129
2014-15	Paul Millsap	130
2015-16	Paul Millsap	147

MOST BLOCKED SHOTS

1973-74	Jim Washington	74
1974-75	Mike Sojourner	57
1975-76	Dwight Jones	61
1976-77	Joe C. Meriweather	82
1977-78	Wayne Rollins	218
1978-79	Wayne Rollins	254
1979-80	Wayne Rollins	244
1980-81	Dan Roundfield	119
1981-82	Wayne Rollins	224
1982-83	Wayne Rollins	343
1983-84	Wayne Rollins	277
1984-85	Wayne Rollins	167
1985-86	Wayne Rollins	167
1986-87	Wayne Rollins	140
1987-88	Wayne Rollins	132
1988-89	Moses Malone	100
1989-90	Moses Malone	84
1990-91	Dominique Wilkins	65
1991-92	Jon Koncak	67
1992-93	Jon Koncak	100
1993-94	Jon Koncak	125
1994-95	Andrew Lang	144
1995-96	Christian Laettner	71
1996-97	Dikembe Mutombo	264
1997-98	Dikembe Mutombo	277
1998-99	Dikembe Mutombo	147
1999-00	Dikembe Mutombo	269
2000-01	Dikembe Mutombo	137
2001-02	Shareef Abdur-Rahim	81
2002-03	Theo Ratliff	262
2003-04	Theo Ratliff	166
2004-05	Josh Smith	144
2005-06	Josh Smith	208
2006-07	Josh Smith	207
2007-08	Josh Smith	227
2008-09	Josh Smith	111
2009-10	Josh Smith	172
2010-11	Josh Smith	120
2011-12	Josh Smith	115
2012-13	Josh Smith	136
2013-14	Elton Brand	88
2014-15	Al Horford	98
2015-16	Paul Millsap	139

MOST POINTS

1968-69	Lou Hudson	1770
1969-70	Lou Hudson	2031
1970-71	Lou Hudson	2039
1971-72	Lou Hudson	1899
1972-73	Pete Maravich	2063
1973-74	Pete Maravich	2107
1974-75	John Drew	1442
1975-76	John Drew	1660
1976-77	John Drew	1790
1977-78	John Drew	1623
1978-79	John Drew	1795
1979-80	John Drew	1559
1980-81	John Drew	1454
1981-82	John Drew	1298
1982-83	Dan Roundfield	1464
1983-84	Dominique Wilkins	1750
1984-85	Dominique Wilkins	2217
1985-86	Dominique Wilkins	2366
1986-87	Dominique Wilkins	2294
1987-88	Dominique Wilkins	2397
1988-89	Dominique Wilkins	2099
1989-90	Dominique Wilkins	2138
1990-91	Dominique Wilkins	2101
1991-92	Kevin Willis	1480
1992-93	Dominique Wilkins	2121
1993-94	Kevin Willis	1531
1994-95	Mookie Blaylock	1373
1995-96	Steve Smith	1446
1996-97	Christian Laettner	1486
1997-98	Steve Smith	1464
1998-99	Steve Smith	672
1999-00	Jim Jackson	1317
2000-01	Jason Terry	1619
2001-02	Shareef Abdur-Rahim	1636
2002-03	Shareef Abdur-Rahim	1608
2003-04	Stephen Jackson	1450
2004-05	Josh Childress	807
2005-06	Joe Johnson	1653
2006-07	Joe Johnson	1426
2007-08	Joe Johnson	1779
2008-09	Joe Johnson	1688
2009-10	Joe Johnson	1619
2010-11	Joe Johnson	1312
2011-12	Josh Smith	1239
2012-13	Josh Smith	1327
2013-14	Paul Millsap	1328
2014-15	Paul Millsap	1218
2015-16	Paul Millsap	1385

HAWKS YEARLY LEADERS, CONT.

SCORING AVERAGE

(MINIMUM 70 GAMES OR 1400 POINTS, 57 GAMES OR 1127 POINTS IN 2011-12)

1968-69	Lou Hudson	21.9
1969-70	Lou Hudson	25.4
1970-71	Lou Hudson	26.8
1971-72	Lou Hudson	24.7
1972-73	Lou Hudson	27.1
1973-74	Pete Maravich	27.7
1974-75	John Drew	18.5
1975-76	John Drew	21.6
1976-77	John Drew	24.2
1977-78	John Drew	23.2
1978-79	John Drew	22.7
1979-80	John Drew	19.5
1980-81	John Drew	21.7
1981-82	Dan Roundfield	18.6
1982-83	Dan Roundfield	19.0
1983-84	Dominique Wilkins	21.6
1984-85	Dominique Wilkins	27.4
1985-86	Dominique Wilkins	30.3
1986-87	Dominique Wilkins	29.0
1987-88	Dominique Wilkins	30.7
1988-89	Dominique Wilkins	26.2
1989-90	Dominique Wilkins	26.7
1990-91	Dominique Wilkins	25.9
1991-92	Kevin Willis	18.3
1992-93	Dominique Wilkins	29.9
1993-94	Kevin Willis	19.1
1994-95	Mookie Blaylock	17.2
1995-96	Steve Smith	18.1
1996-97	Steve Smith	20.1
1997-98	Steve Smith	20.1
1998-99	Steve Smith	18.7
1999-00	Jim Jackson	16.7
2000-01	Jason Terry	19.7
2001-02	Shareef Abdur-Rahim	21.2
2002-03	Glenn Robinson	20.8
2003-04	Stephen Jackson	18.1
2004-05	Josh Childress	10.1
2005-06	Joe Johnson	20.2
2006-07	Joe Johnson	25.0
2007-08	Joe Johnson	21.7
2008-09	Joe Johnson	21.4
2009-10	Joe Johnson	21.3
2010-11	Joe Johnson	18.2
2011-12	Joe Johnson/Josh Smith	18.8
2012-13	Josh Smith	17.5
2013-14	Paul Millsap	17.9
2014-15	Paul Millsap	16.7
2015-16	Paul Millsap	17.1

Dennis Schröder

HAWKS INDIVIDUAL RECORDS (*) NBA Record

Category	Player	Opponent	Years/Date
MOST POINTS			
Career 23,292	Dominique Wilkins		1982-94
Season 2,397	Dominique Wilkins		1987-88
Game 57	Dominique Wilkins	vs. Chicago	12-10-86
	Dominique Wilkins	vs. New Jersey	4-10-86
	Lou Hudson	vs. Chicago at Auburn, AL	11-10-69
	Bob Pettit	at Detroit	2-18-61
Half 36	Dominique Wilkins	vs. Sacramento	2-16-88
Quarter 28	Dominique Wilkins	vs. Sacramento	2-16-88
Overtime 13	Steve Smith	vs. Washington	1-24-97
	Joe Caldwell	vs. Cincinnati	2-18-70
HIGHEST SCORING AVERAGE			
Career 26.4	Dominique Wilkins		1982-94
26.4	Bob Pettit		1954-65
Season 30.7	Dominique Wilkins		1987-88
MOST FIELD GOALS MADE			
Career 8,752	Dominique Wilkins		1982-94
Season 909	Dominique Wilkins		1987-88
Game 25	Lou Hudson	vs. Chicago at Auburn, AL	11-10-69
	Bob Pettit	at Detroit	2-08-61
Half 15	Lou Hudson	vs. Chicago at Auburn, AL	11-10-69
	John Drew	vs. Denver	12-20-78
Quarter 12	Cliff Hagan	at New York	2-04-58
MOST FIELD GOALS ATTEMPTED			
Career 18,743	Dominique Wilkins		1982-94
Season 1,957	Dominique Wilkins		1987-88
Game 43	Bob Pettit	at Philadelphia	12-06-61
Half 30	Bob Pettit	at Philadelphia	12-06-61
Quarter 19	Bob Pettit	at Philadelphia	12-06-61
HIGHEST FIELD GOAL PERCENTAGE			
Career .553	Mike Glenn		1981-85
Season .588	Mike Glenn		1984-85
MOST 3-POINT FIELD GOALS MADE			
Career 1,050	Mookie Blaylock		1992-99
Season 231	Mookie Blaylock		1995-96
Game 9	Steve Smith	vs. Seattle	3-14-97
Half 8	Kyle Korver	vs. Boston	1-25-13
Quarter 7	Henry James	vs. New Jersey	4-15-97
	Steve Smith	vs. Seattle	3-14-97
MOST 3-POINT FIELD GOALS ATTEMPTED			
Career 3,023	Mookie Blaylock		1992-99
Season 623	Mookie Blaylock		1995-96
Game 16	Mookie Blaylock	vs. Cleveland	3-01-96
		vs. Houston	3-13-95
Half 11	Mookie Blaylock	vs. Cleveland	3-01-96
Quarter 9	Henry James	vs. New Jersey	4-15-97
MOST FREE THROWS MADE			
Career 6,182	Bob Pettit		1954-65
Season 607	Dominique Wilkins		1986-87
Game 23	Dominique Wilkins	vs. Chicago	12-08-92
Half 16	Pete Maravich	at Chicago	1-09-73
Quarter 14	Pete Maravich	vs. Buffalo	11-28-73

HAWKS INDIVIDUAL RECORDS, CONT. (*) NBA Record

Category	Player	Opponent	Years/Date
MOST FREE THROWS ATTEMPTED			
Career 8,119	Bob Pettit		1954-65
Season 901	Bob Pettit		1961-62
Game 28	John Drew	at Phoenix	4-05-77
Half 18	John Drew	at Phoenix	2-09-78
	John Drew	at Phoenix	4-05-77
Quarter 16	Pete Maravich	at Chicago	1-02-73
CONSECUTIVE FREE THROWS MADE			
Season 47	Tom McMillen		1978-79
Game (*) 23	Dominique Wilkins	vs. Chicago	12-08-92
HIGHEST FREE THROW PERCENTAGE			
Career .887	Kyle Korver		2012-08
Season .898	Kyle Korver		2014-15
MOST REBOUNDS			
Career 12,849	Bob Pettit		1954-65
Season 1,540	Bob Pettit	(with St. Louis)	1960-61
1,258	Kevin Willis	(with Atlanta)	1991-92
Game 35	Bob Pettit	vs. Cincinnati	3-02-58
	Bob Pettit	vs. Minneapolis at New York	1-04-56
Half 21	Bob Pettit	vs. Cincinnati	3-02-58
Quarter 15	Zelmo Beaty	vs. Boston	2-14-69
MOST OFFENSIVE REBOUNDS			
Career 2,615	Kevin Willis		1984-94, 2004-05
Season 418	Kevin Willis		1991-92
Game 16	Kevin Willis	vs. Washington	2-19-92
16	Walt Bellamy	vs. Buffalo	12-11-73
Half 11	Kevin Willis	vs. Washington	2-19-92
Quarter 7	Zaza Pachulia	at Milwaukee	2-23-13
MOST DEFENSIVE REBOUNDS			
Career 4,717	Kevin Willis		1984-94, 2004-05
Season 853	Dikembe Mutombo		1999-00
Game 20	Dikembe Mutombo	vs. Orlando	1-06-01
20	Kevin Willis	vs. Dallas	12-03-91
Half 15	Kevin Willis	vs. Seattle	2-03-92
Quarter 12	Kevin Willis	vs. Seattle	2-03-92
HIGHEST REBOUNDING AVERAGE			
Career 16.2	Bob Pettit		1954-65
Season 20.3	Bob Pettit		1960-61
MOST ASSISTS			
Career 3,866	Glenn Rivers		1983-91
Season 823	Glenn Rivers		1986-87
Game 23	Mookie Blaylock	vs. Utah	3-06-93
Half 16	Glenn Rivers	vs. Phoenix	3-08-88
Quarter 11	John McCarthy	vs. Detroit	3-08-60
HIGHEST ASSISTS AVERAGE			
Career 7.3	Mookie Blaylock		1992-99
Season 10.0	Glenn Rivers		1986-87
MOST STEALS			
Career 1,321	Mookie Blaylock		1992-99
Season 212	Mookie Blaylock		1993-94, 1995-96, 1996-97
Game 10	Mookie Blaylock	vs. Philadelphia	4-14-98
Half 7	Mookie Blaylock	vs. Minnesota	3-01-94
Quarter 6	Mookie Blaylock	vs. Minnesota	3-01-94

HAWKS INDIVIDUAL RECORDS, CONT. (*) NBA Record

Category		Player	Opponent	Years/Date
MOST BLOCKED SHOTS				
Career	2,283	Wayne Rollins		1977-88
Season	343	Wayne Rollins		1982-83
Game	12	Wayne Rollins	vs. Portland	2-21-79
Half	8	Josh Smith	vs. Philadelphia	2-04-08
	8	Wayne Rollins	vs. Cleveland	3-29-83
Quarter	6	Josh Smith	vs. Philadelphia	2-04-08
	6	Antoine Carr	vs. New York	3-11-88
	6	Wayne Rollins	vs. New Jersey	12-03-82
MOST TURNOVERS				
Career	2,286	Dominique Wilkins		1982-95
Season	267	Joe Johnson		2005-06
Game	(*) 14	John Drew	at New Jersey	3-01-78
Half	9	John Drew	at New Jersey	3-01-78
Quarter	6	Joe Johnson	at Philadelphia	3-22-06
	6	John Drew	at New Jersey	3-01-78
MOST MINUTES PLAYED				
Career	32,545	Dominique Wilkins		1982-94
Season	3,343	Joe Johnson		2007-08
MOST GAMES PLAYED				
Career	882	Dominique Wilkins		1982-95
Season	82	achieved 59 times		
MOST PERSONAL FOULS				
Career	2,924	Wayne Rollins		1977-88
Season	366	Bill Bridges		1967-68
MOST DISQUALIFICATIONS				
Game	(*) 8	Don Otten	Tri-Cities at Sheboygen	11-24-49

TEAM RECORDS (*) NBA Record

Category		Opponent	Years/Date
MOST POINTS			
Season	9,646		1969-70
Game	155	at San Diego	2-11-70
	155	vs. New York	1-24-60
Half	97	at San Diego	2-11-70
Quarter	54	at San Diego	2-11-70
Overtime	20	at Detroit	1-27-12
	20	vs. Toronto	4-02-08
Season	3,817		1969-70
MOST FIELD GOALS MADE			
Game	65	vs. Detroit	12-06-60
Half	40	at San Antonio	11-27-79
Quarter	23	vs. Detroit	12-06-60
Season	8,003		1972-73
MOST FIELD GOALS ATTEMPTED			
Game	134	at Philadelphia	12-06-61
Half	68	vs. Chicago	10-28-61
Quarter	36	vs. New York	1-24-60

Category		Opponent	Years/Date
HIGHEST SCORING AVERAGE			
Season	117.6		1969-70
HIGHEST FIELD GOAL PCT.			
Season	.490		1985-86
MOST FREE THROWS MADE			
Season	2,120		1970-71
Game	49	vs. Detroit	3-07-59
Half	31	vs. New York	12-14-57
Quarter	(*) 26	at Milwaukee	3-03-91
MOST FREE THROWS ATTEMPTED			
Season	2,975		1970-71
Game	64	vs. Boston	2-15-70
Half	40	at Phoenix	2-09-78
HIGHEST FREE THROW PCT.			
Quarter	29	vs. Syracuse	12-21-57
Season	.800		1988-89

TEAM RECORDS, CONT. (*) NBA Record

Category		Opponent	Years/Date
MOST 3-PT. FIELD GOALS MADE			
Season	818		2014-15
Game	20	vs. Sacramento	3-09-15
Half	12	three times	
Quarter	9	at Cleveland	12-17-14
MOST 3-PT. FIELD GOALS ATTEMPTED			
Season	2,326		2015-16
Game	42	at Washington	3-23-16
Half	23	vs. New York	1-05-16
Quarter	14	two times	
MOST REBOUNDS			
Season	4,599		1968-69
Game	102	vs. New York	12-14-57
Half	55	vs. New York	12-14-57
Quarter	35	vs. New York	12-14-57
MOST OFFENSIVE REBOUNDS**			
Season	1,441		1974-75
Game	36	at Buffalo	11-13-73
Half	22	vs. New York	1-03-87
Quarter	12	vs. Cleveland	2-04-79
MOST DEFENSIVE REBOUNDS**			
Season	2,712		1973-74
Game	49	vs. Utah	3-25-12
	49	vs. Philadelphia	10-22-74
Half	28	vs. Cleveland	2-29-80
Quarter	16	at Chicago	1-10-75
MOST ASSISTS			
Season	2,846		1980-81
Game	47	vs. New York	1-24-60
Half	34	at Washington	3-05-75
Quarter	25	at San Diego	2-11-70
MOST PERSONAL FOULS			
Season	1,916		1972-73
MOST DISQUALIFICATIONS			
Season	80		1977-78
Game	5	at Utah	2-19-86
MOST STEALS**			
Season	916		1977-78
Game	23	at Philadelphia	4-09-97
Half	14	at Philadelphia	4-09-97
		at Philadelphia	1-19-77
Quarter	8	vs. Indiana	3-06-92
MOST BLOCKED SHOTS**			
Season	665		1982-83
Game	19	vs. Chicago	11-23-82
Half	12	vs. New York	3-11-88
Quarter	9	vs. New York	3-11-88

Category		Opponent	Years/Date
MOST TURNOVERS**			
Season	1,523		1978-79
Game	40	vs. Chicago	10-23-68
Half	20	vs. Detroit	1-04-78
Quarter	13	at New Orleans	11-29-03
FEWEST POINTS			
Season	4,315		1998-99
Game	57	Milwaukee vs. Boston at Providence, R.I.	2-27-55
	ATL-era 58	at Chicago	1-14-13
First Half	20	at Chicago	1-14-13
Second Half	25	vs. New Orleans	1-21-11
	25	vs. Orlando	11-26-09
	25	vs. Cleveland	11-09-04
First Quarter	7	at L.A. Lakers	1-09-04
Second Quarter	5	at Chicago	1-14-13
Third Quarter	8	at Chicago	2-20-07
		vs. Minnesota	12-06-07
Fourth Quarter	8	at Cleveland	1-05-05
		at Golden State	11-05-03
		vs. Minnesota	3-01-94
Overtime	0	at Miami (3rd OT)	1-05-12
LOWEST SCORING AVERAGE			
Season	86.3		1998-99
FEWEST FIELD GOALS MADE			
Season	1,539		1998-99
Game	20	at Cleveland	4-10-99
FEWEST FIELD GOALS ATTEMPTED			
Season	3,760		1998-99
Game	57	vs. Cleveland	3-04-97
LOWEST FIELD GOAL PERCENTAGE			
Season	.409		1998-99
FEWEST FREE THROWS MADE			
Season	1,025		2011-12
Game	2	at Cleveland	1-09-13
FEWEST FREE THROWS ATTEMPTED			
Season	1,385		2011-12
Game	5	at Cleveland	1-09-13
	5	at LA Clippers	2-26-00
LOWEST FREE THROW PERCENTAGE			
Season	.686		1951-52, 1952-53
FEWEST REBOUNDS			
Season	2,175		1998-99
Game	21	at Milwaukee	3-06-00

**Statistics in these areas were not kept prior to 1973-74. For the top team season highs and lows in every category, see pg. 102.

TEAM RECORDS, CONT. (*) NBA Record

Category	Opponent	Years/Date
FEWEST OFFENSIVE REBOUNDS**		
Season 652		2011-12
FEWEST DEFENSIVE REBOUNDS**		
Season 1,499		1998-99
FEWEST ASSISTS		
Season 782		1998-99
Game....5	vs. New York	4-28-99
FEWEST PERSONAL FOULS		
Season 987		1998-99

Category	Opponent	Years/Date
FEWEST DISQUALIFICATIONS		
Season 2		2014-15
FEWEST STEALS**		
Season 346		1998-99
Game....0	at Milwaukee	3-02-03
	at Charlotte	12-21-96
FEWEST BLOCKED SHOTS**		
Season 33		1973-74
Game....0	many times, most recently: at Detroit (3-31-15)	

**Statistics in these areas were not kept prior to 1973-74. For the top three team season highs and lows in every category, see pg. 102.

ALL-TIME CAREER LEADERS *all St. Louis years @ years spent in St. Louis/Atlanta

GAMES PLAYED

Dominique Wilkins	882	1982-94
Wayne Rollins	814	1977-88
* Bob Pettit	792	1954-65
Kevin Willis	753	1984-94, 04-05
* Cliff Hagan	745	1956-66
@ Lou Hudson	730	1968-77
Jon Koncak	717	1985-95
@ Bill Bridges	683	1962-71
Josh Smith	676	2004-13
Eddie Johnson	619	1977-86

MINUTES PLAYED

Dominique Wilkins	32,545	1982-94
* Bob Pettit	30,590	1954-65
@ Lou Hudson	25,825	1968-77
@ Bill Bridges	23,574	1962-71
Josh Smith	23,078	2004-13
Kevin Willis	22,588	1984-94, 04-05
* Cliff Hagan	21,731	1956-66
Wayne Rollins	20,763	1977-88
Joe Johnson	19,733	2005-12
* Lenny Wilkens	19,552	1960-68

AVERAGE MINUTES (MIN. 100 GMS)

* Mel Hutchins	40.2	1951-53
Joe Johnson	38.8	2005-12
* Bob Pettit	38.8	1954-65
Shareef Abdur-Rahim	38.0	2001-04
Al Harrington	37.5	2004-06
Pete Maravich	37.2	1970-74
Mookie Blaylock	37.1	1992-99
Dominique Wilkins	36.9	1982-94
Steve Smith	36.7	1994-99
Dikembe Mutombo	36.2	1996-01

TOTAL POINTS

Dominique Wilkins	23,292	1982-94
* Bob Pettit	20,880	1954-65
@ Lou Hudson	16,049	1968-77

TOTAL POINTS (cont.)

* Cliff Hagan	13,447	1956-66
John Drew	12,621	1974-82
Joe Johnson	10,606	2005-12
Kevin Willis	10,582	1984-94, 04-05
Josh Smith	10,371	2004-13
Eddie Johnson	9,631	1977-86
@ Zelmo Beaty	8,727	1962-69

SCORING AVERAGE (MIN. 100 GMS)

Dominique Wilkins	26.4	1982-94
* Bob Pettit	26.4	1954-65
Pete Maravich	24.3	1970-74
@ Lou Hudson	22.0	1968-77
John Drew	21.2	1974-82
Joe Johnson	20.9	2005-12
Shareef Abdur-Rahim	20.4	2001-04
* Clyde Lovellette	19.3	1958-62
Steve Smith	18.6	1994-99
Al Harrington	18.1	2004-06

FIELD GOALS MADE

Dominique Wilkins	8,752	1982-94
* Bob Pettit	7,349	1954-65
@ Lou Hudson	6,570	1968-77
* Cliff Hagan	5,239	1956-66
John Drew	4,545	1974-82
Kevin Willis	4,382	1984-94, 04-05
Josh Smith	4,030	2004-13
Joe Johnson	4,007	2005-12
Eddie Johnson	3,801	1977-86
Al Horford	3,544	2007-00

FIELD GOALS ATTEMPTED

Dominique Wilkins	18,743	1982-94
* Bob Pettit	16,872	1954-65
@ Lou Hudson	13,501	1968-77
* Cliff Hagan	11,630	1956-66
John Drew	9,660	1974-82
Joe Johnson	8,929	2005-12
Kevin Willis	8,707	1984-94, 04-05
Josh Smith	8,674	2004-13
Eddie Johnson	7,957	1977-86
@ Bill Bridges	7,490	1962-71

ALL-TIME CAREER LEADERS *all St. Louis years @ years spent in St. Louis/Atlanta

FIELD GOAL PCT. (Minimum 500 FGM)

Mike Glenn	.553	1981-85
Al Horford	.535	2007-16
Dikembe Mutombo	.529	1996-01
Wayne Rollins	.529	1977-88
Cliff Levingston	.528	1984-90
Josh Childress	.522	2004-08
* Dike Eddelman	.518	1949-52
Antoine Carr	.516	1984-90
Walt Bellamy	.508	1969-74
Randy Wittman	.507	1983-88

MOST 3-PT. FIELD GOALS MADE

Mookie Blaylock	1,050	1992-99
Joe Johnson	908	2005-12
Kyle Korver	753	2012-
Jason Terry	648	1999-04
Steve Smith	549	1994-99
Dominique Wilkins	500	1982-94
Mike Bibby	475	2008-11
Jeff Teague	420	2009-00
Jamal Crawford	282	2009-11
Josh Smith	267	2004-13

MOST 3-PT. FIELD GOALS ATTEMPTED

Mookie Blaylock	3,023	1992-99
Joe Johnson	2,502	2005-12
Jason Terry	1,767	1999-04
Kyle Korver	1,651	2012-
Steve Smith	1,630	1994-99
Dominique Wilkins	1,587	1982-94
Mike Bibby	1,195	2008-11
Jeff Teague	1,184	2009-00
Josh Smith	942	2004-13
Jamal Crawford	776	2009-11

MOST FREE THROWS MADE

* Bob Pettit	6,182	1954-65
Dominique Wilkins	5,288	1982-94
John Drew	3,527	1974-82
* Cliff Hagan	2,969	1956-66
@ Lou Hudson	2,909	1968-77
* Lenny Wilkens	2,633	1960-68
* Zelmo Beaty	2,207	1962-69
@ Bill Bridges	2,147	1962-71
Josh Smith	2,044	2004-13
Glenn Rivers	2,008	1983-91

MOST FREE THROWS ATTEMPTED

* Bob Pettit	8,119	1954-65
Dominique Wilkins	6,506	1982-94
John Drew	4,743	1974-82
* Cliff Hagan	3,722	1956-66
@ Lou Hudson	3,659	1968-77
* Lenny Wilkens	3,478	1960-68
Josh Smith	3,125	2004-13
@ Bill Bridges	3,099	1962-71
@ Zelmo Beaty	2,952	1962-69
Kevin Willis	2,570	1984-94, 2004-05

HIGHEST FREE THROW PCT

(Minimum 200 FTM)

Kyle Korver	.887	2012-
Salim Stoudamire	.882	2005-08
Glenn Robinson	.876	2002-03
Jim Jackson	.872	1999-00
Tyronn Lue	.870	2004-08
Lou Williams	.857	2012-14
Jamal Crawford	.856	2009-11
Reggie Theus	.851	1988-89
Jason Terry	.845	1999-04
Steve Smith	.844	1994-99
Jeff Teague	.838	2009-16

TOTAL REBOUNDS

* Bob Pettit	12,849	1954-65
@ Bill Bridges	8,656	1962-71
Kevin Willis	7,332	1984-94, 2004-05
Dominique Wilkins	6,119	1982-94
Wayne Rollins	5,994	1977-88
@ Zelmo Beaty	5,622	1962-69
Josh Smith	5,407	2004-13
Al Horford	5,144	2007-16
* Cliff Hagan	5,126	1956-66
Dan Roundfield	4,658	1978-84

MOST OFFENSIVE REBOUNDS

Kevin Willis	2,615	1984-94, 2004-05
Dominique Wilkins	2,531	1982-94
Wayne Rollins	1,902	1977-88
John Drew	1,878	1974-82
Dan Roundfield	1,542	1978-84
Josh Smith	1,409	2004-13
Al Horford	1,377	2007-16
Zaza Pachulia	1,247	2005-13
Dikembe Mutombo	1,228	1996-01
Cliff Levingston	1,177	1984-90

MOST DEFENSIVE REBOUNDS

Kevin Willis	4,717	1984-94, 2004-05
Wayne Rollins	4,092	1977-88
Josh Smith	3,998	2004-13
Al Horford	3,767	2007-16
Dominique Wilkins	3,588	1982-94
Dan Roundfield	3,116	1978-84
Dikembe Mutombo	3,093	1996-01
Jon Koncak	2,583	1985-95
John Drew	2,555	1974-82
Steve Hawes	2,244	1976-83

REBOUNDING AVERAGE (Minimum 100 games)

* Bob Pettit	16.2	1954-65
@ Bill Bridges	12.7	1962-71
Dikembe Mutombo	12.6	1996-01
Walt Bellamy	12.2	1969-74
* Mel Hutchins	11.6	1951-53
@ Zelmo Beaty	11.2	1962-69
Dan Roundfield	10.7	1978-84
Moses Malone	10.0	1988-91
Kevin Willis	9.7	1984-94, 2004-05
* Clyde Lovellette	9.6	1958-62
Al Horford	8.9	2007-16

MOST ASSISTS

Glenn Rivers	3,866	1983-91
Mookie Blaylock	3,764	1992-99
Eddie Johnson	3,207	1977-86
* Lenny Wilkens	3,049	1960-68
Jeff Teague	2,671	2009-16
Joe Johnson	2,653	2005-12
* Bob Pettit	2,369	1954-65
Dominique Wilkins	2,321	1982-94
* Cliff Hagan	2,242	1956-66
Jason Terry	2,230	1999-04

ALL-TIME CAREER LEADERS, CONT. *all St. Louis years @ years spent in St. Louis/Atlanta

MOST STEALS

Mookie Blaylock	1,321	1992-99
Dominique Wilkins	1,245	1982-94
Glenn Rivers	1,166	1983-91
John Drew	859	1974-82
Josh Smith	857	2004-13
Eddie Johnson	741	1977-86
Jeff Teague	613	2009-16
Jason Terry	588	1999-04
Kevin Willis	581	1984-94, 2004-05
Stacey Augmon	570	1991-96

MOST PERSONAL FOULS

Wayne Rollins	2,924	1977-88
@ Bill Bridges	2,575	1962-71
* Cliff Hagan	2,547	1956-66
* Bob Pettit	2,526	1954-65
Kevin Willis	2,364	1984-94, 2004-05
Jon Koncak	2,248	1985-95
John Drew	2,216	1974-82
@ Lou Hudson	2,110	1968-77
@ Zelmo Beaty	2,002	1962-69
Josh Smith	1,915	2004-13

MOST BLOCKED SHOTS

Wayne Rollins	2,283	1977-88
Josh Smith	1,440	2004-13
Dikembe Mutombo	1,094	1996-01
Jon Koncak	747	1985-95
Dan Roundfield	716	1978-84
Al Horford	697	2007-16
Dominique Wilkins	588	1982-94
Theo Ratliff	436	2001-04
Kevin Willis	425	1984-94, 2004-05
Cliff Levingston	371	1984-90

MOST DISQUALIFICATIONS

Wayne Rollins	88	1977-88
John Drew	76	1974-82
* Charles Share	74	1953-60
@ Zelmo Beaty	65	1962-69
@ Bill Bridges	61	1962-71
John Brown	49	1973-80
Armond Hill	39	1976-84
* Lenny Wilkens	38	1960-68
Jon Koncak	37	1985-95
Dan Roundfield	36	1978-84

ALL-TIME SEASON LEADERS * St. Louis Hawks players

GAMES PLAYED

* Zelmo Beaty	82	1967-68
Bill Bridges	82	1969-70
Joe Caldwell	82	1969-70
Walt Hazzard	82	1969-70
Jim Davis	82	1969-70
Walt Hazzard	82	1970-71
Walt Bellamy	82	1970-71
Bill Bridges	82	1970-71
Walt Bellamy	82	1971-72
Herm Gilliam	82	1971-72
Ken Charles	82	1976-77
Armond Hill	82	1977-78
Ollie Johnson	82	1977-78
Armond Hill	82	1978-79
Tom McMillen	82	1978-79
Steve Hawes	82	1979-80
Wayne Rollins	82	1979-80
Jack Givens	82	1979-80
Rory Sparrow	82	1981-82
Dominique Wilkins	82	1982-83
Kevin Willis	82	1984-85
Kevin Willis	82	1985-86
Jon Koncak	82	1985-86
Jon Koncak	82	1986-87
Cliff Levingston	82	1986-87
Glenn Rivers	82	1986-87
Cliff Levingston	82	1987-88
Anthony Webb	82	1987-88
Randy Wittman	82	1987-88
John Battle	82	1988-89
Reggie Theus	82	1988-89
Anthony Webb	82	1989-90
Moses Malone	82	1990-91
Stacey Augmon	82	1991-92
Duane Ferrell	82	1992-93
Adam Keefe	82	1992-93
Stacey Augmon	82	1993-94
Craig Ehlo	82	1993-94
Jon Koncak	82	1993-94
Andrew Lang	82	1993-94

GAMES PLAYED (cont.)

Ennis Whatley	82	1993-94
Andrew Lang	82	1994-95
Grant Long	82	1995-96
Christian Laettner	82	1996-97
Dikembe Mutombo	82	1997-98
Alan Henderson	82	1999-00
Dikembe Mutombo	82	1999-00
Jason Terry	82	2000-01
Nazr Mohammed	82	2001-02
Hanno Möttölä	82	2001-02
Jacque Vaughn	82	2001-02
Alan Henderson	82	2002-03
Joe Johnson	82	2005-06
Joe Johnson	82	2007-08
Al Horford	82	2015-16

MOST MINUTES PLAYED

Joe Johnson	3,343	2007-08
Joe Johnson	3,340	2005-06
*Bob Pettit	3,296	1963-64
*Bob Pettit	3,282	1961-62
Bill Bridges	3,269	1969-70
*Bill Bridges	3,197	1967-68
Walt Bellamy	3,187	1971-72
Lenny Wilkens	3,169	1967-68
Bill Bridges	3,140	1970-71
Christian Laettner	3,140	1996-97

ALL-TIME SEASON LEADERS, CONT. * St. Louis Hawks players

TOTAL POINTS

* Bob Pettit	2,429	1961-62
Dominique Wilkins	2,397	1987-88
Dominique Wilkins	2,366	1985-86
Dominique Wilkins	2,294	1986-87
* Bob Pettit	2,241	1962-63
Dominique Wilkins	2,217	1984-85
* Bob Pettit	2,190	1963-64
Dominique Wilkins	2,138	1989-90
Dominique Wilkins	2,121	1992-93
* Bob Pettit	2,120	1960-61

HIGHEST FG PERCENTAGE (Minimum 200 FGM)

Mike Glenn	.588	1984-85
Wayne Rollins	.584	1981-82
Josh Childress	.571	2007-08
Al Horford	.567	2013-14
Mike Glenn	.563	1983-84
Dikembe Mutombo	.562	1999-00
Wayne Rollins	.558	1979-80
Al Horford	.557	2010-11
Cliff Levingston	.557	1987-88
Josh Childress	.552	2005-06

SCORING AVERAGE

* Bob Pettit	31.1	1961-62
Dominique Wilkins	30.7	1987-88
Dominique Wilkins	30.3	1985-86
Dominique Wilkins	29.9	1992-93
* Bob Pettit	29.2	1958-59
Dominique Wilkins	29.0	1986-87
* Bob Pettit	28.4	1962-63
Dominique Wilkins	28.1	1991-92
* Bob Pettit	27.9	1960-61
Pete Maravich	27.7	1973-74

MOST 3-PT. FIELD GOALS MADE

Mookie Blaylock	231	1995-96
Kyle Korver	221	2014-15
Mookie Blaylock	221	1996-97
Mookie Blaylock	199	1994-95
Kyle Korver	189	2012-13
Kyle Korver	185	2013-14
Jason Terry	172	2001-02
Joe Johnson	169	2007-08
Mike Bibby	167	2008-09
Jamal Crawford	163	2009-10

MOST FIELD GOALS MADE

Dominique Wilkins	909	1987-88
Dominique Wilkins	888	1985-86
* Bob Pettit	867	1961-62
Dominique Wilkins	853	1984-85
Lou Hudson	830	1969-70
Lou Hudson	829	1970-71
Dominique Wilkins	828	1986-87
Pete Maravich	819	1973-74
Lou Hudson	816	1972-73
Dominique Wilkins	814	1988-89

MOST 3-PT. FIELD GOALS ATTEMPTED

Mookie Blaylock	623	1995-96
Mookie Blaylock	604	1996-97
Mookie Blaylock	555	1994-95
Kyle Korver	449	2014-15
Joe Johnson	444	2007-08
Jason Terry	444	2001-02
Jason Terry	431	2002-03
Mike Bibby	428	2008-09
Jamal Crawford	427	2009-10
Stephen Jackson	427	2003-04

MOST FIELD GOALS ATTEMPTED

Dominique Wilkins	1,957	1987-88
* Bob Pettit	1,928	1961-62
Dominique Wilkins	1,897	1985-86
Dominique Wilkins	1,891	1984-85
Pete Maravich	1,791	1973-74
Pete Maravich	1,788	1972-73
Dominique Wilkins	1,787	1986-87
Dominique Wilkins	1,756	1988-89
* Bob Pettit	1,746	1962-63
* Bob Pettit	1,720	1960-61
Lou Hudson	1,713	1970-71

MOST FREE THROWS MADE

* Bob Pettit	695	1961-62
* Bob Pettit	685	1962-63
* Bob Pettit	667	1958-59
* Bob Pettit	608	1963-64
Dominique Wilkins	607	1986-87
* Bob Pettit	582	1960-61
Dominique Wilkins	577	1985-86
Moses Malone	561	1988-89
* Bob Pettit	557	1957-58
* Bob Pettit	557	1955-56

ALL-TIME SEASON LEADERS, CONT. * St. Louis Hawks players

MOST FREE THROWS ATTEMPTED

* Bob Pettit	901	1961-62
* Bob Pettit	885	1962-63
* Bob Pettit	879	1958-59
* Bob Pettit	804	1960-61
* Bob Pettit	771	1963-64
* Bob Pettit	757	1955-56
* Bob Pettit	744	1957-58
Dominique Wilkins	742	1986-87
* Bob Pettit	722	1959-60
Moses Malone	711	1988-89
Lenny Wilkens	711	1967-68

MOST DEFENSIVE REBOUNDS

Dikembe Mutombo	853	1999-00
Kevin Willis	840	1991-92
Kevin Willis	693	1992-93
Dikembe Mutombo	661	1996-97
Dikembe Mutombo	656	1997-98
Kevin Willis	628	1993-94
Dan Roundfield	621	1982-83
Moses Malone	570	1988-89
Al Horford	563	2009-10
Al Horford	562	2012-13

HIGHEST FREE THROW PCT. (Minimum 100 FTM)

Kyle Korver	.898	2014-15
Tom McMillen	.891	1978-79
Jason Terry	.887	2002-03
Tyronn Lue	.883	2006-07
Jeff Teague	.881	2012-13
Shareef Abdur-Rahim	.880	2003-04
Jim Jackson	.877	1999-00
Glenn Robinson	.876	2002-03
Tyronn Lue	.871	2004-05
Anthony Webb	.871	1989-90

REBOUND AVERAGE

* Bob Pettit	20.3	1960-61
* Bob Pettit	18.7	1961-62
* Bob Pettit	17.4	1957-58
* Bob Pettit	17.0	1959-60
* Bob Pettit	16.4	1958-59
* Bob Pettit	16.1	1955-56
Kevin Willis	15.5	1991-92
* Bob Pettit	15.3	1963-64
* Bob Pettit	15.1	1962-63
* Bill Bridges	15.1	1966-67

MOST REBOUNDS

* Bob Pettit	1,540	1960-61
* Bob Pettit	1,457	1961-62
Kevin Willis	1,258	1991-92
Bill Bridges	1,233	1970-71
* Bob Pettit	1,224	1963-64
* Bob Pettit	1,221	1959-60
* Bob Pettit	1,216	1957-58
* Bob Pettit	1,191	1962-63
* Bill Bridges	1,190	1966-67
* Bob Pettit	1,182	1958-59

MOST ASSISTS

Glenn Rivers	823	1986-87
Mookie Blaylock	789	1993-94
Glenn Rivers	747	1987-88
* Lenny Wilkens	679	1967-68
Mookie Blaylock	671	1992-93
Mookie Blaylock	616	1994-95
Jason Terry	600	2002-03
Jeff Teague	579	2012-13
Eddie Johnson	566	1984-85
Walt Hazzard	561	1969-70

MOST OFFENSIVE REBOUNDS

Kevin Willis	418	1991-92
Moses Malone	386	1988-89
Moses Malone	364	1989-90
John Drew	357	1974-75
Kevin Willis	335	1993-94
Kevin Willis	335	1992-93
Dan Roundfield	326	1978-79
Kevin Willis	321	1986-87
Dikembe Mutombo	304	1999-00
Dan Roundfield	293	1979-80

ALL-TIME SEASON LEADERS, CONT. * St. Louis Hawks players

MOST STEALS

Mookie Blaylock	212	1996-97
Mookie Blaylock	212	1995-96
Mookie Blaylock	212	1993-94
Mookie Blaylock	203	1992-93
Mookie Blaylock	200	1994-95
Mookie Blaylock	183	1997-98
Glenn Rivers	181	1988-89
Glenn Rivers	171	1986-87
Glenn Rivers	163	1984-85
Lou Hudson	160	1973-74

MOST PERSONAL FOULS

* Bill Bridges	366	1967-68
Dan Roundfield	358	1978-79
* Zelmo Beaty	344	1965-66
Jim Davis	335	1969-70
* Bill Bridges	333	1965-66
John Drew	332	1978-79
Wayne Rollins	328	1978-79
* Zelmo Beaty	328	1964-65
* Bill Bridges	325	1966-67
Wayne Rollins	326	1977-78

MOST BLOCKED SHOTS

Wayne Rollins	343	1982-83
Dikembe Mutombo	277	1997-98
Wayne Rollins	277	1983-84
Dikembe Mutombo	269	1999-00
Dikembe Mutombo	264	1996-97
Theo Ratliff	262	2002-03
Wayne Rollins	254	1978-79
Wayne Rollins	244	1979-80
Josh Smith	227	2007-08
Wayne Rollins	224	1981-82

MOST DISQUALIFICATIONS

Joe C. Meriweather	21	1976-77
Wayne Rollins	19	1978-79
John Drew	19	1978-79
John Brown	18	1977-78
Wayne Rollins	16	1977-78
Dan Roundfield	16	1978-79
Armond Hill	15	1977-78
Steve Hawes	13	1980-81
Wayne Rollins	12	1979-80
* Bill Bridges	12	1966-67, 1967-68

OPPONENTS' IND. SINGLE GAME RECORDS (*) NBA Record

MOST POINTS

Game	67	Wilt Chamberlain	Philadelphia at St. Louis	2-17-62
Half	44	Wilt Chamberlain	Philadelphia at St. Louis	2-17-62
Quarter	28	Wilt Chamberlain	Philadelphia at St. Louis	2-17-62

MOST FIELD GOALS MADE

Game	26	Wilt Chamberlain	Philadelphia at St. Louis	2-17-62
	26	Wilt Chamberlain	San Francisco vs. St. Louis	12-18-62
Half	17	Wilt Chamberlain	Philadelphia at St. Louis	2-17-62
Quarter	11	Wilt Chamberlain	Philadelphia at St. Louis	2-17-62

MOST FIELD GOALS ATTEMPTED

Game	53	Wilt Chamberlain	San Francisco vs. St. Louis	12-18-62
Half	28	Wilt Chamberlain	San Francisco vs. St. Louis	12-18-62
Quarter	15	Bob McAdoo	Buffalo at Atlanta	2-15-75

MOST THREE-POINT FIELD GOALS MADE

Game	11	Dennis Scott	Orlando vs. Atlanta	4-18-96
Half	7	Dennis Scott	Orlando vs. Atlanta	4-18-96
Quarter	5	Mickael Pietrus	Golden State at Atlanta	3-04-08
		Chris Duhon	Chicago at Atlanta	4-16-05
		Reggie Miller	Indiana at Atlanta	12-29-99
		Chris Mullin	Indiana at Atlanta	4-09-98

OPPONENTS' IND. SINGLE GAME RECORDS, CONT. (*) NBA Record

MOST THREE-POINT FIELD GOALS ATTEMPTED

Game	17	Dennis Scott	Orlando vs. Atlanta	4-18-96
Half	11	Kentavious Caldwell-Pope	Detroit vs. Atlanta	1-09-15
	11	Dennis Scott	Orlando vs. Atlanta	4-18-96
Quarter	9	Kentavious Caldwell-Pope	Detroit vs. Atlanta	1-09-15

MOST FREE THROWS MADE

Game	22	Lloyd Free	San Diego at Atlanta	1-13-79
		Larry Foust	Minneapolis vs. St. Louis	12-30-57
Half	12	Chet Walker	Chicago at Atlanta	11-03-71
Quarter	12	Chet Walker	Chicago at Atlanta	11-03-71

MOST FREE THROWS ATTEMPTED

Game	34	Wilt Chamberlain	Philadelphia vs. St. Louis	2-22-62
Half	17	Lloyd Free	San Diego at Atlanta	1-13-79
Quarter	14	Lloyd Free	San Diego at Atlanta	1-13-79

MOST REBOUNDS

Game	37	Walt Bellamy	Baltimore vs. St. Louis	12-04-64
Half	21	Marvin Webster	Seattle at Atlanta	11-01-77
Quarter	14	Marvin Webster	Seattle at Atlanta	11-01-77

MOST OFFENSIVE REBOUNDS

Game	15	Swen Nater	Milwaukee vs. Atlanta	12-19-76
Half	10	Michael Cage	Cleveland at Atlanta	4-16-96
Quarter	7	Brendan Haywood	Washington at Atlanta	4-07-06
	7	Zydrunas Ilgauskas	Cleveland vs. Atlanta	2-16-05

MOST DEFENSIVE REBOUNDS

Game	28	Elvin Hayes	Capital at Atlanta	11-17-73
Half	16	Marvin Webster	Seattle at Atlanta	11-01-77
Quarter	12	Marvin Webster	Seattle at Atlanta	11-01-77

MOST ASSISTS

Game	28	Guy Rodgers	San Francisco vs. St. Louis	3-14-63
Half	16	Guy Rodgers	San Francisco vs. St. Louis	3-14-63
Quarter	10	Dee Brown	Boston at Atlanta	2-28-92
		Gene Shue	Detroit vs. St. Louis	12-06-61

MOST STEALS

Game	9	Scottie Pippen	Chicago vs. Atlanta	3-08-94
		Gus Williams	Washington vs. Atlanta	10-30-84
Half	6	Gus Williams	Washington vs. Atlanta	10-30-84
		Rickey Green	Utah vs. Atlanta	11-12-82
Quarter	6	Rickey Green	Utah vs. Atlanta	11-12-82

OPPONENTS' IND. SINGLE GAME RECORDS, CONT. (*) NBA Record

MOST BLOCKED SHOTS

Game	15	Manute Bol	Washington vs. Atlanta	1-25-86
Half	10	Keon Clark	Toronto vs. Atlanta	3-23-01
		Harvey Catchings	Philadelphia vs. Atlanta	3-21-75
Quarter	6	Artis Gilmore	Chicago vs. Atlanta	12-20-77

MOST TURNOVERS

Game	12	Artis Gilmore	Chicago vs. Atlanta	1-01-78
Half	8	Ricky Davis	Cleveland at Atlanta	1-31-03
Quarter	6	Julius Erving	Philadelphia at Atlanta	11-15-77

OPPONENTS' TEAM RECORDS (*) NBA Record

MOST POINTS

Category		Opponent	Date
Season	9,495		1970-71
Game	156	Cincinnati vs. Atlanta	12-05-69
Half	80	Portland vs. Atlanta	11-02-76
	80	Chicago at Atlanta	11-14-70
Quarter	45	Indiana vs. Atlanta	3-04-93
		Portland vs. Atlanta	11-02-76
Overtime	21	Utah at Atlanta	2-19-86

FEWEST POINTS

Category		Opponent	Date
Season	4,170		1998-99
Average	83.4		1998-99
Game (All-time)	51	Philadelphia vs. Atlanta	11-27-53
(Atl-era)	65	Cleveland vs. Atlanta	5-02-99
	65	Milwaukee vs. Atlanta	11-21-96
First Half	26	Chicago vs. Atlanta	1-03-12
Second Half	21	Miami at Atlanta	11-15-96
First Quarter	5	San Antonio vs. Atlanta	2-25-08
Second Quarter	8	Minnesota at Atlanta	4-05-06
Third Quarter	8	Sacramento at Atlanta	3-09-07
		New York at Atlanta	4-28-99
		Orlando vs. Atlanta	3-01-99
		Milwaukee at Atlanta	3-07-97
		Milwaukee vs. Atlanta	2-26-97
		Cleveland at Atlanta	3-01-96
		New York vs. Atlanta	12-23-93
Fourth Quarter	8	Miami at Atlanta	11-15-96
Overtime	0	Washington at Atlanta	11-18-97

MOST FIELD GOALS MADE

Category		Opponent	Date
Season	3,801		1970-71
Game	62	Philadelphia vs. Atlanta	12-08-82
Half	34	Chicago vs. Atlanta	3-20-71
Quarter	20	Philadelphia vs. St. Louis	2-15-61

MOST FIELD GOALS ATTEMPTED

Category		Opponent	Date
Season	8,525		1970-71
Game	129	Syracuse vs. St. Louis	12-17-57
Half	71	Phoenix at Atlanta	3-10-71
Quarter	44	Baltimore at Atlanta	11-07-72

MOST 3-PT. FIELD GOALS MADE

Category		Opponent	Date
Season	654		2013-14
Game	19	Cleveland vs. Atlanta	11-15-14
Half	13	Cleveland vs. Atlanta	11-15-15
	13	Golden State at Atlanta	3-04-08
Quarter	10	Boston at Atlanta	11-17-01

MOST 3-PT. FIELD GOALS ATTEMPTED

Category		Opponent	Date
Season	1,793		2013-14
Game	45	Golden St. vs. Atlanta	2-22-16
Half	28	Detroit vs. Atlanta	1-09-15
Quarter	16	Boston at Atlanta	11-17-01

MOST FREE THROWS MADE

Category		Opponent	Date
Season	2,193		1977-78
Game	51	Cleveland at Atlanta	4-06-87
Half	32	Cleveland at Atlanta	4-06-87
Quarter	21	Washington at Atlanta	11-17-03

MOST FREE THROWS ATTEMPTED

Category		Opponent	Date
Season	2,930		1977-78
Game	61	Denver vs. Atlanta	1-13-81
Half	42	Phoenix at Atlanta	12-18-77
Quarter	28	Washington at Atlanta	11-17-03
		Phoenix at Atlanta	12-18-77

MOST REBOUNDS

Category		Opponent	Date
Season	4,279		1970-71
Game	105	Detroit vs. St. Louis	12-07-58
Half	57	Detroit vs. St. Louis	12-07-58
Quarter	38	Detroit vs. St. Louis	12-07-58

MOST OFFENSIVE REBOUNDS

Category		Opponent	Date
Season	1,332		1984-85
Game	33	Orlando at Atlanta	11-11-89
		Denver at Atlanta	2-26-85
Half	19	San Diego at Atlanta	12-01-79
Quarter	14	Chicago at Atlanta	1-02-85

OPPONENTS' TEAM RECORDS, CONT. (*) NBA Record

MOST DEFENSIVE REBOUNDS

Category		Opponent	Date
Season	2,851		1974-75
Game	47	LA Lakers vs. Atlanta	11-3-13
Half	28	Chicago at Atlanta	2-27-75
Quarter	15	Charlotte vs. Atlanta	11-06-09
	15	Chicago vs. Atlanta	11-07-80

MOST ASSISTS

Category		Opponent	Date
Season	2,320		1990-91
Game	52	Chicago vs. Atlanta	3-20-71
Half	29	Chicago vs. Atlanta	3-20-71
Quarter	16	Chicago vs. Atlanta	3-20-71

MOST STEALS

Category		Opponent	Date
Season	823		1973-74
Game	21	Phoenix vs. Atlanta	1-18-81
Half	12	Phoenix at Atlanta	3-30-00
		Vancouver at Atlanta	3-20-96
		Phoenix vs. Atlanta	1-18-81
Quarter	9	Phoenix at Atlanta	3-30-00

MOST BLOCKED SHOTS

Category		Opponent	Date
Season	559		1978-79
Game	(*) 23	Toronto vs. Atlanta	3-23-01
Half	(*) 16	Toronto vs. Atlanta	3-23-01
Quarter	9	Toronto vs. Atlanta	3-23-01

MOST TURNOVERS

Category		Opponent	Date
Average	24.1 (1,980)		1977-78
Game	40	Los Angeles vs. Atlanta	12-01-72
Half	21	Phoenix at Atlanta	1-10-77
Quarter	13	Philadelphia at Atlanta	12-14-79

FEWEST FIELD GOALS MADE

Category		Opponent	Date
Season	1,598		1998-99
Game	22	four times, most recently: New Jersey vs. Atlanta	12-27-11

FEWEST FIELD GOALS ATTEMPTED

Category		Opponent	Date
Season	3,873		1998-99
Game	55	Philadelphia vs. Atlanta	4-01-88

FEWEST FREE THROWS MADE

Category		Opponent	Date
Season	784		1998-99
Game	3	Philadelphia vs. Miami	12-21-12

FEWEST FREE THROWS ATTEMPTED

Category		Opponent	Date
Season	1,076		1998-99
Game	4	New York at Atlanta	3-06-74

FEWEST REBOUNDS

Category		Opponent	Date
Season	1950		1998-99
Game	24	three times, most recently: Charlotte at Atlanta	4-17-98

FEWEST ASSISTS

Category		Opponent	Date
Season	295		1998-99
Game	5	Philadelphia at Atlanta	1-26-69

FEWEST STEALS

Category		Opponent	Date
Season	379		1998-99
Game	0	Dallas at Atlanta	2-25-15

FEWEST BLOCKED SHOTS

Category		Opponent	Date
Season	243		1998-99
Game	0	many times, most recently: New Orleans vs. Atlanta	11-11-15

Kyle Korver

PHILIPS ARENA REGULAR SEASON TEAM RECORDS

HAWKS

MOST POINTS

Game	146	vs. Toronto	12-02-09
	139	vs. Utah	3-25-12
	138	vs. Washington	11-23-01
Half	83	vs. Washington	3-12-04
	76	2x, most recently vs. SAC	3-09-15
	75	vs. Toronto	12-02-09
Quarter	45	vs. Toronto	4-09-10
	45	vs. Washington	3-12-04

MOST FIELD GOALS MADE

Game	53	vs. Sacramento	3-09-15
	52	vs. Toronto	12-02-09

MOST FIELD GOALS ATTEMPTED

Game	110	vs. Cleveland	4-13-02
	107	vs. Utah	3-25-12
	106	vs. Milwaukee	2-20-16

MOST 3-PT. FIELD GOALS MADE

Game	20	vs. Sacramento	3-09-15
	17	3x, most recently vs. BOS	4-09-16
	16	3x, most recently vs. MIA	2-19-16

MOST 3-PT. FIELD GOALS ATTEMPTED

Game	41	vs. Milwaukee	2-20-16
	39	2x, most recently vs. NYK	1-05-16
	38	2x, most recently vs. HOU	3-19-16

MOST FREE THROWS MADE

Game	45	vs. Memphis	3-29-04
	40	vs. Dallas	3-25-07
	39	2x, most recently vs. WAS	4-07-06

MOST FREE THROWS ATTEMPTED

Game	50	vs. Utah	12-17-07
	50	vs. Memphis	3-29-04
	49	2x, most recently vs. DAL	3-25-07

MOST REBOUNDS

Game	64	vs. Utah	3-25-12
	64	vs. Dallas	3-19-00
	60	2x, most recently vs. NJN	4-18-00

MOST OFFENSIVE REBOUNDS

Game	24	vs. Dallas	3-19-00
	23	vs. Orlando	11-04-00
	22	5x, most recently vs. WAS	11-19-08

MOST DEFENSIVE REBOUNDS

Game	49	vs. Utah	3-25-12
	46	2x, most recently vs. PHO	4-07-15
	45	vs. Dallas	2-01-16

MOST ASSISTS

Game	42	vs. Sacramento	3-09-15
	40	vs. Brooklyn	4-04-15
	38	vs. Sacramento	12-18-13

MOST STEALS

Game	17	vs. Memphis	1-07-15
	16	4x, most recently vs. PHO	4-05-16
	15	10x, most recently vs. CHI	1-09-16

MOST BLOCKED SHOTS

Game	15	vs. New Jersey	2-15-00
	14	vs. Philadelphia	2-04-08
	13	vs. Chicago	1-09-16

OPPONENTS

MOST POINTS

Game	136	Memphis	3-29-04
	135	Golden State	3-04-08
	133	Utah	3-25-12
Half	73	Washington	3-16-05
	72	2x, most recently MIN	11-09-15
	71	Boston	4-09-16
Quarter	43	Seattle	3-16-04
	42	6x, most recenly HOU	3-19-16
	41	3x, most recenly CHI	3-22-11

MOST FIELD GOALS MADE

Game	55	Golden State	3-04-08
	51	Dallas	3-18-13
	50	LA Lakers	1-29-02

MOST FIELD GOALS ATTEMPTED

Game	126	Utah	3-25-12
	109	Detroit	12-26-12
	104	2x, most recently MIL	2-20-16

MOST 3-PT. FIELD GOALS MADE

Game	18	2x, most recently GSW	3-12-05
	17	3x, most recently MIL	4-12-13
	15	Miami	1-20-14

MOST 3-PT. FIELD GOALS ATTEMPTED

Game	45	Golden State	2-22-16
	41	Dallas	1-15-02
	38	2x, most recently CLE	4-01-16

MOST FREE THROWS MADE

Game	44	Orlando	11-26-04
	42	Miami	12-19-07
	40	Detroit	4-14-01

MOST FREE THROWS ATTEMPTED

Game	54	Orlando	11-26-04
	51	2x, most recently CLE	1-25-06
	50	Detroit	4-14-01

MOST REBOUNDS

Game	65	Milwaukee	2-20-16
	64	Utah	3-25-12
	62	Detroit	12-26-12

MOST OFFENSIVE REBOUNDS

Game	23	4x, most recently DET	10-27-15
	22	3x, most recently HOU	3-12-08
	21	4x, most recently DET	12-26-12

MOST DEFENSIVE REBOUNDS

Game	48	Milwaukee	2-20-16
	46	Cleveland	4-01-16
	44	5x, most recently OKC	12-10-13

MOST ASSISTS

Game	38	LA Clippers	2-07-09
	37	2x, most recently ORL	2-08-16
	36	Toronto	4-02-08

MOST STEALS

Game	20	Phoenix	3-30-00
	18	2x, most recently WAS	12-03-04
	17	Boston	11-23-02

MOST BLOCKED SHOTS

Game	13	Washington	10-30-10
	12	Oklahoma City	12-29-12
	11	7x, most recently PHI	1-27-07

HAWKS/PHILIPS ARENA REGULAR SEASON INDIVIDUAL RECORDS

MOST POINTS

Game	50	Shareef Abdur-Rahim	vs. Detroit	11-23-01
	46	Jason Terry	vs. Dallas	1-15-02
	43	Jason Terry	vs. Cleveland	4-13-02
Half	31	Stephen Jackson	vs. Washington	3-12-04
	29	Joe Johnson	vs. Golden State	3-04-08
	28	Joe Johnson 2x, most recently	vs. Miami	3-08-08
Quarter	22	Joe Johnson	vs. Charlotte	11-29-06
	21	Joe Johnson	vs. LA Clippers	3-14-08

MOST FIELD GOALS MADE

Game	21	Shareef Abdur-Rahim	vs. Detroit	11-23-01
	18	Isaiah Rider	vs. LA Clippers	12-08-99
	17	2x, most recently Joe Johnson	vs. Orlando	3-19-06

MOST FIELD GOALS ATTEMPTED

Game	34	Joe Johnson	vs. Seattle	11-16-07
	34	Jason Terry	vs. Cleveland	4-13-02
	31	2x, most recently Joe Johnson	vs. Portland	11-16-09

MOST THREE-POINT FIELD GOALS MADE

Game	8	Kyle Korver 2x, most recently	vs. Sacramento	12-18-13
	7	4x, most recently Mike Bibby	vs. Golden State	3-05-10

MOST THREE-POINT FIELD GOALS ATTEMPTED

Game	14	Joe Johnson	vs. Golden State	1-31-07
	14	Joe Johnson	vs. Seattle	11-11-06
	14	Stephen Jackson	vs. Seattle	3-16-04

MOST FREE THROWS MADE

Game	16	Shareef Abdur-Rahim	vs. Indiana	1-19-04
	16	Shareef Abdur-Rahim	vs. New Jersey	2-12-02
	15	Paul Millsap	vs. Brooklyn	1-28-15

MOST FREE THROWS ATTEMPTED

Game	18	Alan Henderson	vs. Orlando	11-04-00
	17	Shareef Abdur-Rahim	vs. Indiana	1-19-04
	17	Jason Terry	vs. Dallas	1-15-02

MOST REBOUNDS

Game	29	Dikembe Mutombo	vs. Toronto	1-31-01
	29	Dikembe Mutombo	vs. Minnesota	12-14-99
	24	2x, most recently Mutombo	vs. Orlando	1-06-01

MOST OFFENSIVE REBOUNDS

Game	13	Dikembe Mutombo	vs. New York	1-28-00
	12	Zaza Pachulia	vs. Orlando	3-19-06
	12	Dikembe Mutombo	vs. Toronto	1-31-01

MOST DEFENSIVE REBOUNDS

Game	20	Dikembe Mutombo	vs. Orlando	1-06-01
	18	Dikembe Mutombo	vs. New Jersey	4-18-00
	18	Dikembe Mutombo	vs. Minnesota	12-14-99

MOST ASSISTS

Game	16	Jason Terry	vs. LA Lakers	3-25-03
	15	3x, most recently Jeff Teague	vs. Sacramento	12-28-13

MOST STEALS

Game	8	Speedy Claxton	vs. Cleveland	12-27-06
	7	2x, most recently Josh Smith	vs. Dallas	2-26-10
	6	5x, most recently Jeff Teague	vs. Cleveland	11-30-12

MOST BLOCKED SHOTS

Game	11	Dikembe Mutombo	vs. New Jersey	2-15-00
	9	4x, most recently Josh Smith	vs. Philadelphia	2-04-08

OPPONENTS/PHILIPS ARENA REGULAR SEASON INDIVIDUAL RECORDS

MOST POINTS

Game	53	Allen Iverson	Philadelphia	12-23-05
	45	James Harden	Houston	11-02-12
	43	5x, most recently Kevin Love	Minnesota	2-01-14
Half	32	Allen Iverson	Philadelphia	12-23-05
	29	Grant Hill	Detroit	1-05-00
	28	4x, most recently Kobe Bryant	LA Lakers	3-13-13
Quarter	23	LeBron James	Miami	3-18-11
	22	Kyle Lowry	Toronto	12-02-15

MOST FIELD GOALS MADE

Game	18	Nate Robinson	New York	1-01-10
	18	Tony Parker	San Antonio	3-25-09
	18	Vince Carter	Toronto	11-26-03

MOST FIELD GOALS ATTEMPTED

Game	37	Tracy McGrady	Orlando	2-02-03
	33	Kobe Bryant	LA Lakers	3-13-13
	32	2x, most recently Carmelo Anthony	New York	4-22-12

MOST THREE-POINT FIELD GOALS MADE

Game	8	Chris Duhon	Chicago	4-16-05
	7	9x, most recently Paul George	Indiana	2-05-16

MOST THREE-POINT FIELD GOALS ATTEMPTED

Game	16	Tracy McGrady	Orlando	2-02-03
	15	Dirk Nowitzki	Dallas	1-15-02
	14	3x, most recently Klay Thompson	Golden State	2-22-16

MOST FREE THROWS MADE

Game	20	Dwyane Wade	Miami	12-19-07
	19	Allen Iverson	Philadelphia	12-23-05
	19	Carmelo Anthony	Denver	12-18-05

MOST FREE THROWS ATTEMPTED

Game	24	Carmelo Anthony	Denver	12-18-05
	22	Dwyane Wade	Miami	12-19-07
	21	Allen Iverson	Philadelphia	12-23-05

MOST REBOUNDS

Game	24	Dwight Howard	Orlando	3-24-10
	23	3x, most recently Tyson Chandler	New York	2-22-14

MOST OFFENSIVE REBOUNDS

Game	11	DeAndre Jordan	LA Clippers	12-23-14
	10	Marcus Camby	LA Clippers	2-03-10
	9	5x, most recently Andrew Bynum	Cleveland	12-06-13

MOST DEFENSIVE REBOUNDS

Game	19	3x, most recently Tyson Chandler	New York	2-22-14
	17	David West	New Orleans	3-09-09

MOST ASSISTS

Game	19	2x, most recently Rajon Rondo	Boston	12-02-14
	17	3x, most recently Monta Ellis	Milwaukee	4-12-13
	16	Andre Miller	Cleveland	4-13-02

MOST STEALS

Game	8	Allen Iverson	Philadelphia	3-29-03
	7	4x, most recently Chris Paul	LA Clippers	11-24-12

MOST BLOCKED SHOTS

Game	8	David Robinson	San Antonio	3-22-01
	7	5x, most recently JaVale McGee	Washington	10-30-10

HIGHS AND LOWS (Most records since 1968-69 season)

Atlanta Highs		Atlanta Lows			Opponent Highs		Opponent Lows	
3817	1969-70	1539	1998-99	FIELD GOALS MADE	3801	1970-71	1598	1998-99
3700	1972-73	2429	2011-12		3758	1972-73	2380	2011-12
3614	1970-71	2812	1996-97		3601	1971-72	2804	1996-97
8033	1972-73	3759	1998-99	FIELD GOALS ATTEMPTED	8525	1970-71	3872	1998-99
7909	1969-70	5348	2011-12		8152	1972-73	5366	2011-12
7844	1968-69	6307	1996-97		7744	1971-72	6335	2006-07
.490	1985-86	.409	1998-99	FIELD GOAL PERCENTAGE	.496	1992-93	.413	1998-99
.487	1989-90	.431	2000-01		.496	1989-90	.432	2015-16
.485	1987-88	.433	2003-04		.494	1990-91	.435	1996-97
2168	1988-89	1025	2011-12	FREE THROWS MADE	2193	1977-78	784	1998-99
2038	1979-80	1040	1998-99		2045	1978-79	997	2011-12
2034	1990-91	1158	2012-13		2024	1980-81	1233	2012-13
2975	1970-71	1385	2011-12	FREE THROWS ATTEMPTED	2930	1977-78	1076	1998-99
2785	1968-69	1422	1998-99		2727	1978-79	1324	2011-12
2725	1971-72	1619	2012-13		2651	1980-81	1617	2012-13
.800	1988-89	.687	1968-69	FREE THROW PERCENTAGE	.787	1973-74	.719	1982-83
.799	1990-91	.711	2004-05		.784	1988-89	.726	1994-95
.793	two times	.713	1970-71		.777	1987-88	.729	1998-99
1441	1974-75	652	2011-12	OFFENSIVE REBOUNDS	1322	1984-85	581	1998-99
1381	1978-79	675	1998-99		1303	1982-83	712	2011-12
1372	1988-89	713	2013-14		1261	1979-80	839	2010-11
2772	2015-16	1499	1998-99	DEFENSIVE REBOUNDS	2869	2015-16	1369	1998-99
2712	1973-74	2066	2011-12		2851	1974-75	2079	2011-12
2653	1974-75	2148	1995-96		2754	1973-74	2152	1997-98
4599	1968-69	2174	1998-99	TOTAL REBOUNDS	4279	1970-71	1950	1998-99
4472	1970-71	2718	2011-12		4147	1972-73	2791	2011-12
4210	1969-70	3222	2010-11		4020	1974-75	3233	1997-98
56.1	1968-69	39.3	2010-11	REBOUND AVERAGE	52.2	1970-71	39.0	1998-99
54.5	1970-71	40.0	2013-14		50.6	1972-73	39.4	1997-98
51.3	1969-70	40.0	2008-09		49.0	1974-75	39.9	1996-97
2846	1980-81	781	1998-99	ASSISTS	2320	1990-91	895	1998-99
2142	1969-70	1481	2011-12		2189	1992-93	1354	2011-12
2123	1991-92	1557	1996-97		2168	1991-92	1665	1996-97
2470	1977-78	986	1998-99	PERSONAL FOULS	2265	1974-75	1202	1998-99
2424	1978-79	1178	2011-12		2209	1980-81	1263	2011-12
2302	1976-77	1457	2014-15		2179	1981-82	1500	2015-16
80	1977-78	2	2014-15	DISQUALIFICATIONS	45	1978-79	5	2015-16
72	1978-79	3	2008-09		44	1976-77	5	2012-13
71	1976-77	4	2010-11, 13-14		40	1973-74	5	2010-11
916	1977-78	346	1998-99	STEALS	823	1973-74	379	1998-99
915	1993-94	497	2010-11		803	1976-77	494	2011-12
817	1988-89	500	1999-00		779	1975-76	506	2009-10
1823	1973-74	745	1998-99	TURNOVERS	1980	1977-78	675	1998-99
1779	1976-77	921	2011-12		1846	1973-74	999	2011-12
1605	1980-81	980	2009-10		1799	1978-79	1001	1999-00
665	1982-83	227	1974-75	BLOCKED SHOTS	559	1978-79	243	1998-99
596	1978-79	260	1998-99		555	1980-81	313	2011-12
558	1983-84	277	1975-76		554	1979-80	315	1994-95
9646	1969-70	4315	1998-99	TOTAL POINTS	9495	1970-71	4170	1998-99
9348	1970-71	6375	2011-12		9212	1972-73	6148	2011-12
9219	1972-73	7459	2000-01		9127	1971-72	7328	1996-97
117.6	1969-70	86.3	1998-99	POINTS PER GAME	117.2	1969-70	83.4	1998-99
114.0	1970-71	91.0	2000-01		115.8	1972-73	89.4	1996-97
112.4	1972-73	92.7	2004-05		112.3	1971-72	92.3	1997-98
+7.2	1986-87	-9.8	2004-05	POINT DIFFERENTIAL				
5.4	2014-15	5.4	1999-00					
5.2	1993-94	5.2	2000-01					
36-5	two times	9-32	2004-05	HOME RECORD				
35-6	three times	18-23	three times					
		19-22	1976-77					
25-16	2014-15	4-37	2004-05	ROAD RECORD				
22-19	1986-87	7-34	two times					
21-20	three times	9-32	four times					
60-22	2014-15	13-69	2004-05	SEASON RECORD				
57-25	1993-94	25-57	2000-01					
	1986-87	28-54	two times					
.732	2014-15	.159	2004-05	WINNING PERCENTAGE				
.695	1993-94	.305	2000-01					
	1986-87	.341	two times					
79	1969-70			100-POINT GAMES				
22	1990-91			WINNING STREAK HOME				
11	2004-05			LOSING STREAK HOME				
12	1968-69, 2014-15			WINNING STREAK ROAD				
23	2004-05			LOSING STREAK ROAD				

HAWKS ALL-TIME SELECT CIRCLE

MOST POINTS SCORED IN ONE GAME

Player	Opponent	Date	FG	FT	Pts
Dominique Wilkins	vs. Chicago	12-10-86	19	19	57
Dominique Wilkins	vs. New Jersey	4-10-86	21	15	57
Lou Hudson	vs. Chicago at Auburn, AL	11-10-69	25	7	57
Dominique Wilkins	vs. Boston	2-03-87	19	16	54
Dominique Wilkins	vs. L.A. Clippers	1-12-87	19	14	53
Dominique Wilkins	vs. New York	12-07-91	17	16	52
Dominique Wilkins	vs. Sacramento	2-16-88	20	9	51
Shareef Abdur-Rahim	vs. Detroit	11-23-01	21	8	50
Dominique Wilkins	vs. Detroit	3-01-88	18	13	50
John Drew	vs. Denver	12-30-78	19	12	50
Pete Maravich	vs. Cleveland	2-05-72	20	10	50
Pete Maravich	vs. Philadelphia	1-16-72	18	14	50

MOST FIELD GOALS IN ONE GAME

Player	Opponent	Date	FGM	FGA
Lou Hudson	vs. Chicago at Auburn, AL	11-10-69	25	34
Lou Hudson	vs. San Diego	3-11-70	22	33
Lou Hudson	at Portland	11-18-70	22	35
Shareef Abdur-Rahim	vs. Detroit	11-23-01	21	30
Dominique Wilkins	vs. New Jersey	4-10-86	21	37
Pete Maravich	vs. Cleveland	2-05-72	20	27
Lou Hudson	at Phoenix	2-16-74	20	38
Dominique Wilkins	vs. Sacramento	2-16-88	20	31

MOST FREE THROWS IN ONE GAME

Player	Opponent	Date	FTM	FTA
Dominique Wilkins	vs. Chicago	12-08-92	23	23
John Drew	at Phoenix	4-05-77	21	28
Dominique Wilkins	at New York	3-02-93	20	22
Dominique Wilkins	at Seattle	2-10-87	20	22
Dominique Wilkins	vs. Chicago	12-10-86	19	21
Moses Malone	vs. Portland	12-08-89	19	22

MOST REBOUNDS IN ONE GAME

Player	Opponent	Date	Off	Def	Tot
Kevin Willis	vs. Washington	2-19-92	16	17	33
Kevin Willis	at Dallas	12-03-91	11	20	31
Dikembe Mutombo	vs. Toronto	1-31-01	12	17	29
Dikembe Mutombo	at New Jersey	12-26-00	11	17	28
Bill Bridges	vs. Cincinnati	11-29-69	—	—	28
Walt Bellamy	vs. L.A. Lakers	3-03-70	—	—	27
Bill Bridges	vs. Boston	2-10-71	—	—	27
Walt Bellamy	vs. Buffalo	12-11-73	11	16	27
Dan Roundfield	vs. Philadelphia	3-11-80	9	17	26
Kevin Willis	vs. Cleveland	4-13-93	10	15	25
Kevin Willis	vs. Portland	3-29-93	6	19	25
John Drew	vs. L.A. Lakers	12-28-74	13	12	25
Bob Christian	vs. Philadelphia	12-23-72	—	—	25

MOST ASSISTS IN ONE GAME

Player	Opponent	Date	Assts
Mookie Blaylock	vs. Utah	3-06-93	23
Glenn Rivers	vs. Philadelphia	3-04-86	21
Glenn Rivers	vs. Phoenix	3-08-88	19
Walt Hazzard	vs. Cincinnati	3-07-69	19
Glenn Rivers	vs. Boston	2-03-87	18
Glenn Rivers	vs. Milwaukee	1-15-87	18
Wes Matthews	vs. Seattle	3-01-81	18
Armond Hill	vs. L.A. Lakers	12-19-79	18
Pete Maravich	vs. Detroit	1-16-73	18

MOST STEALS IN ONE GAME

Player	Opponent	Date	Stls
Mookie Blaylock	vs. Philadelphia	4-14-98	10
Mookie Blaylock	at Houston	2-17-97	9
Speedy Claxton	vs. Cleveland	12-27-06	8
Mookie Blaylock	at Philadelphia	4-09-97	8
Mookie Blaylock	vs. Minnesota	3-01-94	8
Mookie Blaylock	vs. Chicago	4-09-93	8

HAWKS ALL-TIME SELECT CIRCLE, CONT.

MOST STEALS IN ONE GAME, CONT.

Player	Opponent	Date	Stls
Glenn Rivers	at Miami	11-24-89	8
Glenn Rivers	vs. Portland	12-04-85	8
Eddie Johnson	vs. Chicago	2-26-82	8

MOST BLOCKED SHOTS IN ONE GAME

Player	Opponent	Date	Blks
Wayne Rollins	vs. Portland	2-21-79	12
Wayne Rollins	vs. Indiana	11-27-82	11
Dikembe Mutombo	vs. New Jersey	2-15-00	11
Josh Smith	at Dallas	12-18-04	10

OPPONENTS ALL-TIME SELECT CIRCLE

MOST POINTS SCORED IN ONE GAME

Player	Team	Date	Pts
Michael Jordan	at Chicago	4-16-87	61
Larry Bird	vs. Boston at New Orleans	3-12-85	60
Allen Iverson	vs. Philadelphia	12-23-05	53
Nate Archibald	vs. Kansas City-Omaha	1-27-73	52
Allen Iverson	at Philadelphia	11-29-03	50
Larry Bird	at Boston	11-10-89	50
LeBron James	at Cleveland	12-30-09	48
Michael Jordan	vs. Chicago	1-10-89	48
Allen Iverson	at Philadelphia	3-09-01	47
Charles Barkley	vs. Philadelphia	2-09-88	47
Pete Maravich	vs. New Orleans	2-08-75	47
Bob McAdoo	vs. Buffalo	1-04-74	47
Nate Archibald	at Cincinnati	3-13-71	47
Michael Jordan	at Chicago	12-27-97	47

MOST FIELD GOALS IN ONE GAME

Player	Team	Date	FGM
Michael Jordan	at Chicago	4-16-87	22
Larry Bird	vs. Boston at New Orleans	3-12-85	22
Nate Archibald	vs. Kansas City-Omaha	1-27-73	21
Allen Iverson	at Philadelphia	11-29-03	20
Mike Mitchell	at San Antonio	3-30-84	20
Larry Bird	at Boston	11-10-89	19
Bob McAdoo	at Buffalo	4-02-76	19
Bob McAdoo	vs. Buffalo	1-04-75	19
Rick Barry	vs. Golden State	12-12-74	19
Billy Cunningham	vs. Philadelphia	1-16-72	19

MOST FREE THROWS IN ONE GAME

Player	Team	Date	FTM
Lloyd Free	vs. San Diego	1-13-79	22
Charles Barkley	vs. Philadelphia	2-09-88	21
Flynn Robinson	vs. Milwaukee at Baltimore	2-21-69	21
Dwyane Wade	vs. Miami	12-19-07	20
Moses Malone	vs. Washington	11-06-87	20

MOST REBOUNDS IN ONE GAME

Player	Team	Date	Rebs
Swen Nater	at Milwaukee	12-19-76	33
Elvin Hayes	vs. Capital	11-17-73	32
Dennis Rodman	at Chicago	12-27-97	29
Marvin Webster	vs. Seattle	11-01-77	29
Bob McAdoo	at Buffalo	11-13-73	28
Wilt Chamberlain	at L.A. Lakers	3-05-71	28

MOST ASSISTS IN ONE GAME

Player	Team	Date	Assts
Ennis Whatley	at Chicago	3-03-84	22
Kevin Porter	at Washington	3-05-75	22
Earvin Johnson	vs. L.A. Lakers	1-15-83	21
Nick Van Exel	at Denver	11-08-99	20
Mark Price	at Cleveland	4-04-90	20
Earvin Johnson	vs. L.A. Lakers	12-18-84	20

OPPONENTS ALL-TIME SELECT CIRCLE, CONT.

MOST STEALS IN ONE GAME

Player	Team	Date	Stls
Scottie Pippen	at Chicago	3-08-94	9
Gus Williams	at Washington	10-30-84	9
Allen Iverson	vs. Philadelphia	3-29-03	8
Doug Christie	vs. Toronto	3-04-99	8
Tim Hardaway	at Miami	12-20-97	8
Ron Harper	at Cleveland	1-29-87	8
Randy Smith	at Buffalo	3-22-77	8

MOST BLOCKED SHOTS IN ONE GAME

Player	Team	Date	Blks
Manute Bol	at Washington	1-25-86	15
Keon Clark	at Toronto	3-23-01	12
Nate Thurmond	at Chicago	10-18-74	12
Artis Gilmore	at Chicago	12-20-77	11
Kareem Abdul-Jabbar	at L.A. Lakers	1-18-80	10
Joe C. Meriweather	vs. New York	12-12-79	10
George Johnson	at New Jersey	10-26-77	10
Kareem Abdul-Jabbar	at L.A. Lakers	11-02-75	10
Harvey Catchings	at Philadelphia	3-21-75	10

HAWKS/NBA STATISTICAL LEADERS

SCORING

Player	Season	Rank	Avg
Lou Hudson	1968-69	15th	21.9
Lou Hudson	1969-70	5th	25.4
Joe Caldwell	1969-70	18th	21.1
Lou Hudson	1970-71	5th	26.8
Pete Maravich	1970-71	8th	23.2
Lou Hudson	1971-72	11th	24.7
Lou Hudson	1972-73	4th	27.1
Pete Maravich	1972-73	5th	26.1
Pete Maravich	1973-74	2nd	27.7
John Drew	1975-76	8th	21.6
John Drew	1976-77	7th	24.2
John Drew	1977-78	12th	23.2
John Drew	1978-79	12th	22.7
John Drew	1980-81	14th	21.7
Dominique Wilkins	1983-84	17th	21.6
Dominique Wilkins	1984-85	6th	27.4
Dominique Wilkins	1985-86	1st	30.3
Dominique Wilkins	1986-87	2nd	29.0
Dominique Wilkins	1987-88	2nd	30.7
Dominique Wilkins	1988-89	7th	26.2
Dominique Wilkins	1989-90	5th	26.7
Dominique Wilkins	1990-91	7th	25.9
Dominique Wilkins	1992-93	2nd	29.9
Dominique Wilkins	1993-94	4th	26.0
Danny Manning	1993-94	12th	20.6
Kevin Willis	1993-94	20th	19.1
Steve Smith	1997-98	14th	20.1
Shareef Abdur-Rahim	2001-02	15th	21.2
Glenn Robinson	2002-03	19th	20.8
Joe Johnson	2006-07	9th	25.0
Joe Johnson	2007-08	14th	21.7
Joe Johnson	2008-09	13th	21.4
Joe Johnson	2009-10	11th	21.3
Joe Johnson	2011-12	t18th	18.8
Josh Smith	2011-12	t18th	18.8

ASSISTS

Player	Season	Rank	Avg
Walt Hazzard	1968-69	8th	5.9
Walt Hazzard	1969-70	6th	6.8
Walt Hazzard	1970-71	6th	6.3
Pete Maravich	1972-73	6th	6.9
Herm Gilliam	1972-73	8th	6.3
Tom Henderson	1976-77	5th	6.9
Armond Hill	1978-79	9th	5.9
Eddie Johnson	1984-85	8th	7.8
Glenn Rivers	1985-86	9th	8.4
Glenn Rivers	1986-87	4th	10.0
Glenn Rivers	1987-88	5th	9.3
Glenn Rivers	1988-89	18th	6.9
Mookie Blaylock	1992-93	8th	8.4
Mookie Blaylock	1993-94	3rd	9.7
Mookie Blaylock	1994-95	10th	7.7
Mookie Blaylock	1995-96	19th	5.9
Mookie Blaylock	1997-98	14th	6.7
Mookie Blaylock	1998-99	20th	5.8
Jason Terry	2001-02	18th	5.7
Jason Terry	2002-03	7th	7.4
Jason Terry	2003-04	18th	5.4
Joe Johnson	2005-06	14th	6.5
ASSISTS (cont.)			
Joe Johnson	2007-08	t16th	5.8
Joe Johnson	2008-09	17th	5.8
Jeff Teague	2012-13	12th	7.2
Jeff Teague	2013-14	9th	6.7
Jeff Teague	2014-15	t8th	7.0
Jeff Teague	2015-16	17th	5.9

STEALS

Player	Season	Rank	Avg
Glenn Rivers	1984-85	5th	2.36
Glenn Rivers	1986-87	9th	2.09
Glenn Rivers	1988-89	7th	2.38
Glenn Rivers	1990-91	16th	1.87
Mookie Blaylock	1992-93	2nd	2.54
Mookie Blaylock	1993-94	3rd	2.62
Mookie Blaylock	1994-95	2nd	2.50
Mookie Blaylock	1995-96	2nd	2.62
Mookie Blaylock	1996-97	1st	2.72
Mookie Blaylock	1997-98	1st	2.61
Mookie Blaylock	1998-99	10th	2.06
Jason Terry	2001-02	10th	1.85
Stephen Jackson	2003-04	6th	1.78
Jason Terry	2003-04	16th	1.53
Josh Smith	2006-07	19th	1.40
Josh Smith	2007-08	16th	1.52
Josh Smith	2009-10	11th	1.60
Josh Smith	2011-12	20th	1.41
Jeff Teague	2011-12	10th	1.61
Paul Millsap	2013-14	9th	1.74
Paul Millsap	2014-15	9th	1.78
Jeff Teague	2014-15	14th	1.71
Paul Millsap	2015-16	11th	1.81

3-POINT FIELD GOAL PERCENTAGE

Player	Season	Rank	Avg
Mike McGee	1986-87	10th	.376
Leon Wood	1987-88	10th	.409
Paul Graham	1991-92	15th	.390
Eldridge Recasner	1997-98	10th	.419
Toni Kukoc	2000-01	6th	.446
Wesley Person (MEM-POR-ATL)	2003-04	16th	.399
Tyronn Lue	2005-06	2nd	.457
Willie Green	2011-12	7th	.442
Kyle Korver	2012-13	2nd	.457
Kyle Korver	2013-14	1st	.472
Kyle Korver	2014-15	1st	.492
DeMarre Carroll	2014-15	17th	.395
Jeff Teague	2015-16	t17th	.400

FIELD GOAL PERCENTAGE

Player	Season	Rank	Avg
Joe Caldwell	1968-69	6th	.507
Lou Hudson	1969-70	3rd	.531
Walt Bellamy	1971-72	3rd	.545
Lou Hudson	1971-72	10th	.503
Walt Bellamy	1972-73	10th	.505
Joe Meriweather	1976-77	9th	.526
Cliff Levingston	1987-88	8th	.557
Cliff Levingston	1988-89	15th	.528
Duane Ferrell	1991-92	20th	.524
Dikembe Mutombo	1996-97	13th	.527
Dikembe Mutombo	1997-98	6th	.537
Dikembe Mutombo	1999-00	2nd	.562
Josh Childress	2007-08	6th	.571
Al Horford	2009-10	8th	.551
Al Horford	2010-11	5th	.557
Al Horford	2012-13	10th	.543
Al Horford	2014-15	6th	.538

NBA STATISTICAL LEADERS, CONT.

REBOUNDING

Player	Season	Rank	Avg
Bill Bridges	1968-69	8th	14.2
Bill Bridges	1969-70	4th	14.4
Bill Bridges	1970-71	6th	15.0
Walt Bellamy	1972-73	8th	13.0
Dan Roundfield	1978-79	10th	10.8
Dan Roundfield	1982-83	5th	11.4
Moses Malone	1988-89	4th	11.8
Moses Malone	1989-90	8th	10.0
Dominique Wilkins	1990-91	13th	9.0
Kevin Willis	1990-91	16th	8.8
Kevin Willis	1991-92	2nd	15.5
Kevin Willis	1992-93	5th	12.9
Kevin Willis	1993-94	3rd	12.0
Grant Long	1995-96	15th	9.6
Dikembe Mutombo	1996-97	2nd	11.6
Dikembe Mutombo	1997-98	4th	11.4
Dikembe Mutombo	1998-99	3rd	12.2
Dikembe Mutombo	1999-00	1st	14.1
Shareef Abdur-Rahim	2001-02	13th	9.0
Shareef Abdur-Rahim	2002-03	15th	8.4
Zaza Pachulia	2005-06	20th	7.9
Josh Smith	2006-07	14th	8.6
Al Horford	2007-08	13th	9.7
Al Horford	2009-10	10th	9.9
Josh Smith	2009-10	18th	8.7
Al Horford	2010-11	11th	9.3
Josh Smith	2010-11	18th	8.5
Josh Smith	2011-12	t12th	9.6
Al Horford	2012-13	8th	10.2
Josh Smith	2012-13	18th	8.4
Paul Millsap	2015-16	t16th	9.0

FREE THROW PERCENTAGE

Player	Season	Rank	Avg
Lou Hudson	1969-70	7th	.824
Charlie Criss	1980-81	7th	.864
Glenn Rivers	1988-89	16th	.861
Antoine Carr	1988-89	20th	.855
Anthony Webb	1990-91	17th	.868
FREE THROW PERCENTAGE (cont.)			
John Battle	1990-91	19th	.854
Steve Smith	1996-97	16th	.847
Christian Laettner	1997-98	9th	.864
Steve Smith	1997-98	13th	.855
Steve Smith	1998-99	16th	.849
Jim Jackson	1999-00	7th	.877
Jason Terry	2002-03	6th	.887
Glenn Robinson	2002-03	11th	.876
Tyronn Lue	2006-07	t7th	.883
Jeff Teague	2012-13	8th	.881
Jeff Teague	2014-15	19th	.862

BLOCKED SHOTS

Player	Season	Rank	Avg
Wayne Rollins	1977-78	3rd	2.73
Wayne Rollins	1978-79	3rd	3.14
Dan Roundfield	1978-79	7th	2.20
Wayne Rollins	1979-80	3rd	2.98
Wayne Rollins	1980-81	2nd	2.93
Wayne Rollins	1981-82	2nd	2.84
Wayne Rollins	1982-83	1st	4.29
Wayne Rollins	1983-84	2nd	3.60
Wayne Rollins	1984-85	5th	2.39
Wayne Rollins	1985-86	8th	2.26
Jon Koncak	1988-89	16th	1.32
Andrew Lang	1994-95	13th	1.66
Dikembe Mutombo	1996-97	2nd	3.30
Dikembe Mutombo	1997-98	2nd	3.38
Dikembe Mutombo	1998-99	4th	2.94
Dikembe Mutombo	1999-00	2nd	3.28
Theo Ratliff	2000-01	1st	3.74
Theo Ratliff	2002-03	1st	3.23
Josh Smith	2004-05	12th	1.95
Josh Smith	2005-06	4th	2.60
Josh Smith	2006-07	2nd	2.88
Josh Smith	2007-08	2nd	2.80
Josh Smith	2008-09	13th	1.61
Josh Smith	2009-10	3rd	2.14
Josh Smith	2010-11	15th	1.56
Josh Smith	2011-12	9th	1.74
Josh Smith	2012-13	t9th	1.79
Paul Millsap	2015-16	8th	1.72
Al Horford	2015-16	17th	1.48

HAWKS OPENING DAY STARTING LINEUPS

2015-16		2008-09		2001-02		1994-95	
Kent Bazemore	F	Maurice Evans	F	Shareef Abdur-Rahim	F	Ken Norman	F
Paul Millsap	F	Josh Smith	F	Dion Glover	F	Kevin Willis	F
Al Horford	C	Al Horford	C	Theo Ratliff	C	Andrew Lang	C
Kyle Korver	G	Joe Johnson	G	Emanual Davis	G	Stacey Augmon	G
Jeff Teague	G	Mike Bibby	G	Jason Terry	G	Mookie Blaylock	G
2014-15		2007-08		2000-01		1993-94	
DeMarre Carroll	F	Marvin Williams	F	Roshown McLeod	F	Dominique Wilkins	F
Paul Millsap	F	Josh Smith	F	Hanno Möttölä	F	Kevin Willis	F
Al Horford	C	Al Horford	C	Alan Henderson	C	Jon Koncak	C
Kyle Korver	G	Joe Johnson	G	Jim Jackson	G	Stacey Augmon	G
Jeff Teague	G	Anthony Johnson	G	Jason Terry	G	Mookie Blaylock	G
2013-14		2006-07		1999-00		1992-93	
DeMarre Carroll	F	Josh Smith	F	Roshown McLeod	F	Dominique Wilkins	F
Paul Millsap	F	Shelden Williams	F	Alan Henderson	F	Kevin Willis	F
Al Horford	C	Zaza Pachulia	C	Dikembe Mutombo	C	Blair Rasmussen	C
Kyle Korver	G	Joe Johnson	G	Jim Jackson	G	Travis Mays	G
Jeff Teague	G	Speedy Claxton	G	Bimbo Coles	G	Morlon Wiley	G
2012-13		2005-06		1998-99		1991-92	
Kyle Korver	F	Al Harrington	F	LaPhonso Ellis	F	Dominique Wilkins	F
Josh Smith	F	Josh Smith	F	Alan Henderson	F	Kevin Willis	F
Al Horford	C	Zaza Pachulia	C	Dikembe Mutombo	C	Blair Rasmussen	C
Devin Harris	G	Josh Childress	G	Steve Smith	G	Stacey Augmon	G
Jeff Teague	G	Joe Johnson	G	Mookie Blaylock	G	Rumeal Robinson	G
2011-12		2004-05		1997-98		1990-91	
Marvin Williams	F	Al Harrington	F	Tyrone Corbin	F	Dominique Wilkins	F
Josh Smith	F	Antoine Walker	F	Christian Laettner	F	Kevin Willis	F
Al Horford	C	Jason Collier	C	Dikembe Mutombo	C	Moses Malone	C
Joe Johnson	G	Boris Diaw	G	Steve Smith	G	Glenn Rivers	G
Jeff Teague	G	Kenny Anderson	G	Mookie Blaylock	G	Rumeal Robinson	G
2010-11		2003-04		1996-97		1989-90	
Marvin Williams	F	Stephen Jackson	F	Tyrone Corbin	F	Jon Koncak	F
Josh Smith	F	Shareef Abdur-Rahim	F	Christian Laettner	F	Dominique Wilkins	F
Al Horford	C	Theo Ratliff	C	Dikembe Mutombo	C	Moses Malone	C
Joe Johnson	G	Dion Glover	G	Steve Smith	G	John Battle	G
Mike Bibby	G	Jason Terry	G	Mookie Blaylock	G	Glenn Rivers	G
2009-10		2002-03		1995-96		1988-89	
Marvin Williams	F	Glenn Robinson	F	Ken Norman	F	Antoine Carr	F
Josh Smith	F	Alan Henderson	F	Grant Long	F	Dominique Wilkins	F
Al Horford	C	Theo Ratliff	C	Andrew Lang	C	Moses Malone	C
Joe Johnson	G	Ira Newble	G	Steve Smith	G	Glenn Rivers	G
Mike Bibby	G	Jason Terry	G	Mookie Blaylock	G	Reggie Theus	G

HAWKS OPENING DAY STARTING LINEUPS, CONT.

1987-88		1981-82		1975-76		1969-70	
Dominique Wilkins	F	Rudy Macklin	F	Connie Hawkins	F	Bill Bridges	F
Kevin Willis	F	Dan Roundfield	F	Lou Hudson	F	Jimmy Davis	F
Tree Rollins	C	Tree Rollins	C	Dwight Jones	C	Joe Caldwell	C
Glenn Rivers	G	James McElroy	G	Tom Henderson	G	Walt Hazzard	G
Randy Wittman	G	Rory Sparrow	G	Tom VanArsdale	G	Lou Hudson	G
1986-87		1980-81		1974-75		1968-69	
Dominique Wilkins	F	John Drew	F	John Brown	F	Bill Bridges	F
Kevin Willis	F	Dan Roundfield	F	John Drew	F	Joe Caldwell	F
Tree Rollins	C	Steve Hawes	C	Dwight Jones	C	Zelmo Beaty	C
Glenn Rivers	G	Armond Hill	G	Tom Henderson	G	Walt Hazzard	G
Randy Wittman	G	Eddie Johnson	G	Dean Meminger	G	Lou Hudson	G
1985-86		1979-80		1973-74			
Cliff Levingston	F	John Drew	F	Lou Hudson	F		
Kevin Willis	F	Dan Roundfield	F	Jim Washington	F		
Tree Rollins	C	Steve Hawes	C	Walt Bellamy	C		
Spud Webb	G	Armond Hill	G	Herm Gilliam	G		
Dominique Wilkins	G	Eddie Johnson	G	Pete Maravich	G		
1984-85		1978-79		1972-73			
Dominique Wilkins	F	John Drew	F	Lou Hudson	F		
Sly Williams	F	Dan Roundfield	F	Jim Washington	F		
Tree Rollins	C	Steve Hawes	C	Walt Bellamy	C		
Eddie Johnson	G	Butch Beard	G	Herm Gilliam	G		
Glenn Rivers	G	Armond Hill	G	Pete Maravich	G		
1983-84		1977-78		1971-72			
Dan Roundfield	F	John Brown	F	Bill Bridges	F		
Dominique Wilkins	F	John Drew	F	Lou Hudson	F		
Billy Paultz	C	Steve Hawes	C	Walt Bellamy	C		
Eddie Johnson	G	Ken Charles	G	Herm Gilliam	G		
Armond Hill	G	Armond Hill	G	Pete Maravich	G		
1982-83		1976-77		1970-71			
Dan Roundfield	F	John Drew	F	Bill Bridges	F		
Dominique Wilkins	F	Joe C. Meriweather	F	Lou Hudson	F		
Tree Rollins	C	Steve Hawes	C	Walt Bellamy	C		
Eddie Johnson	G	Tom Henderson	G	Walt Hazzard	G		
Rory Sparrow	G	Lou Hudson	G	Pete Maravich	G		

HAWKS SUNDRY RECORDS

BIGGEST WIN	44	Hawks 141, Detroit 97, February 7, 1994
BIGGEST LOSS	47	Philadelphia 132, Hawks 85, December 8, 1982
MOST WON	60	2014-15
MOST LOST	69	2004-05
HIGHEST WIN PERCENTAGE	.732	2014-15
LOWEST WIN PERCENTAGE	.159	2004-05 (13-69)
MOST HOME VICTORIES	36	1993-94, 1996-97
MOST HOME DEFEATS	32	2004-05
MOST ROAD VICTORIES	25	2014-15
MOST ROAD DEFEATS	37	2004-05
LONGEST WINNING STREAK	19	December 27, 2014 to January 31, 2015
LONGEST WINNING STREAK (Start of season)	11	October 31, 1997 to November 18, 1998
LONGEST LOSING STREAK	16	March 11, 1976 to April 9, 1976
LONGEST LOSING STREAK (Start of season)	7	October 31, 2000 to November 14, 2000
LONGEST HOME WINNING STREAK	22	December 8, 1990 to March 7, 1991
LONGEST HOME LOSING STREAK	11	February 15, 2005 to April 5, 2005
LONGEST ROAD WINNING STREAK	12	December 17, 2014 to January 17, 2015
LONGEST ROAD LOSING STREAK	29	January 28, 1976 to November 26, 1976
MOST HAWKS POINTS IN LOSING GAME	133	Memphis 136, Hawks 133, 2OT, March 29, 2004 Baltimore 138, Hawks 133, December 17, 1969
MOST OPPONENTS POINTS IN LOSING GAME	137	Hawks 140, Baltimore 137, November 1, 1969 Hawks 142, Chicago 137, November 6, 1969
MOST PLAYERS SCORING 1000 POINTS	5	1969-70 (Hudson 2031, Caldwell 1727, Hazzard 1253, Bridges 1217, Davis 1116)

HAWKS SUNDRY RECORDS, CONT.

BIGGEST HAWKS WINS:	44	Hawks 141, Detroit 97 (2-7-94)
	42	Hawks 135, Philadelphia 93 (4-15-89)
	41	Hawks 139, Phoenix 98 (3-10-71)
	39	Hawks 138, Philadelphia 99 (3-3-69)
		Hawks 130, Milwaukee 91 (1-15-87)
		Hawks 133, Charlotte 94 (1-4-94)
		Hawks 148, Orlando 109 (11-11-89)
BIGGEST HAWKS LOSSES:	47	Philadelphia 132, Hawks 85 (12-8-82)
	46	L.A. Lakers 113, Hawks 67 (1-9-04)
	44	Phoenix 118, Hawks 74 (3-30-00)
	44	L.A. Lakers 134, Hawks 90 (1-7-72)
	43	Cleveland 123, Hawks 80 (3-22-92)
	41	New Orleans 100, Hawks 59 (1-21-11)

HAWKS — THE LAST TIME. . .

	A HAWK	AN OPPONENT
SCORED 30-39 POINTS	Millsap (31) v/Bos, 4/9/16	Irving (35)/James (34), Cle, 4/11/16
SCORED 40-49 POINTS	J. Johnson (40) @Chi, 12/19/09	Davis (43), NOP, 11/6/15
SCORED 50+ POINTS	Abdur-Rahim (50) v/Det, 11/23/01	Iverson (53), Phi, 12/23/05
HAD 15-19 REBOUNDS	Millsap (16) v/Bos, 4/9/16	James (16), Cle, 4/1/16
HAD 20-24 REBOUNDS	Horford (22) @Det, 2/25/13	Whiteside (24), Mia, 2/28/15
HAD 25-29 REBOUNDS	Mutombo (29) v/Tor, 1/31/01	Chandler (27), Pho, 1/23/16
HAD 30+ REBOUNDS	Willis (33) v/Was, 2/19/92	Nater (33), Mil, 12/19/76
HAD 20+ ASSISTS	Blaylock (23) v/Uta, 3/6/93	Rondo (20), Bos, 4/11/12
HAD 5+ STEALS	Bazemore (5) v/Pho, 4/5/16	Mayo (5), Mil, 2/20/16
HAD 10+ BLOCKED SHOTS	J. Smith (10) @Dal, 12/18/04	Clark (12), Tor, 3/23/01
MADE 15-19 FGs	Horford (15) v/Chi, 1/9/16	Wiggins (15), Min, 2/20/16
MADE 20+ FIELD GOALS	Abdur-Rahim (21) v/Det, 11/23/01	Iverson (20), Phi, 11/29/03
MADE 15-19 FTs	Millsap (15) v/BKN, 1/28/15	Westbrook (17), OKC, 3/20/15
MADE 20+ FREE THROWS	Do. Wilkins (20) @NYK, 3/2/93	Wade (20), Mia, 12/19/07
HAD A TRIPLE-DOUBLE	Horford @Phi, 1/13/15	Rondo, Sac, 1/21/16
HAD A 20-20 (PTS/REBS)	Horford (23 pts/22 rebs) 2/25/13 @Det	Jefferson (24 pts/23 rebs) 12/28/13 (Cha)
HAD A 30-20 (PTS/REBS)	Beaty (33 pts/20 rebs) 1/23/66 v/Phi	Nater (30 pts/33 rebs) 12/19/76 (Mil)
HAD A 20-30 (PTS/REBS)	Willis (20 pts/33 rebs) 2/19/92 v/Was	Nater (30 pts/33 rebs) 12/19/76 (Mil)
FOUR-POINT PLAY	Korver @Det, 3/26/16	Ingles, Uta, 3/8/16
TEAM		
SCORED 120-129 POINTS	@Was (122), 3/23/16	OKC (123), 3/20/15
SCORED 130-139 POINTS	v/Bkn (131), 4/4/15	Uta (133), 3/25/12
SCORED 140-149 POINTS	v/Tor (146), 12/2/09	NJN (140), 2/13/91
SCORED 150+ POINTS	@SDC (155), 2/11/70	Cin (156), 12/5/69
SHOT 60% FIELD GOALS	v/Phi (.615), 12/16/15	Pho (.642), 1/29/08
WON BY 20-29 POINTS	@Was (21, 122-101), 3/23/16	Cha (23, 107-84), 1/13/16
WON BY 30-39 POINTS	@Phi (38, 124-86), 2/3/16	Mil (30, 107-77), 12/26/14
WON BY 40+ POINTS	v/Det (44, 141-97), 2/7/94	NOH (41, 100-59), 1/21/11
HAWKS		
WON FIVE STRAIGHT	3/12/16 - 3/19/16 (5)	
WON 10 STRAIGHT	12/27/14 - 1/31/15 (19)	
WON 5 STRAIGHT AT HOME	2/26/16 - 3/19/16 (6)	
WON 10 STRAIGHT AT HOME	12/30/14 - 2/6/15 (12)	
WON 15 STRAIGHT AT HOME	11/12/96 - 2/12/97 (20)	
WON 20 STRAIGHT AT HOME	11/12/96 - 2/12/97 (20)	
WON 5 STRAIGHT ON THE ROAD	12/17/14 - 1/17/15 (12)	
WON 10 STRAIGHT ON THE ROAD	12/17/14 - 1/17/15 (12)	
LOST 5 STRAIGHT ON THE ROAD	2/5/14 - 3/8/14 (10)	
LOST 10 STRAIGHT ON THE ROAD	2/5/14 - 3/8/14 (10)	

HISTORY

26 Kyle **KORVER**

YEARLY W - L RECORDS

TRI-CITIES BLACKHAWKS (54-78)

Year	Coach	Season W	Season L	Finish	Playoffs W	Playoffs L
1949-50	Roger Potter (1-6)					
	Arnold "Red" Auerbach (28-29)	29	35	3rd	1	2
1950-51	Dave McMillan (9-14)					
	John Logan (2-1)					
	Marko Todorovich (14-28)	25	43	5th	—	—

MILWAUKEE HAWKS (91-190)

1951-52	Doxie Moore	17	49	5th	—	—
1952-53	Andrew Levane	27	44	5th	—	—
1953-54	Andrew Levane (11-35)					
	William "Red" Holzman (10-16)	21	51	4th	—	—
1954-55	William "Red" Holzman	26	46	4th	—	—

ST. LOUIS HAWKS (553-452)

1955-56	William "Red" Holzman	33	39	3rd	4	4
1956-57	William "Red" Holzman (14-19)					
	Slater Martin (5-3)					
	Alex Hannum (15-16)	34	38	1st	8	4
1957-58	Alex Hannum	41	31	1st	8	3
1958-59	Andy Phillip (6-4)					
	Ed Macauley (43-19)	49	23	1st	2	4
1959-60	Ed Macauley	46	29	1st	7	7
1960-61	Paul Seymour	51	28	1st	5	7
1961-62	Paul Seymour (5-9)					
	Andrew Levane (20-40)					
	Bob Pettit (4-2)	29	51	4th	—	—
1962-63	Harry Gallatin	48	32	2nd	6	5
1963-64	Harry Gallatin	46	34	2nd	7	5
1964-65	Harry Gallatin (17-16)					
	Richie Guerin (28-19)	45	35	2nd	1	3
1965-66	Richie Guerin	36	44	3rd	6	4
1966-67	Richie Guerin	39	42	2nd	5	4
1967-68	Richie Guerin	56	26	1st	2	4

ATLANTA HAWKS (1952-1936)

1968-69	Richie Guerin	48	34	2nd	5	6
1969-70	Richie Guerin	48	34	1st	4	5
1970-71	Richie Guerin	36	46	2nd	1	4
1971-72	Richie Guerin	36	46	2nd	2	4
1972-73	Cotton Fitzsimmons	46	36	2nd	2	4
1973-74	Cotton Fitzsimmons	35	47	2nd	—	—
1974-75	Cotton Fitzsimmons	31	51	4th	—	—
1975-76	Cotton Fitzsimmons (28-46)/Gene Tormohlen (1-7)	29	53	5th	—	—
1976-77	Hubie Brown	31	51	6th	—	—
1977-78	Hubie Brown	41	41	4th	0	2
1978-79	Hubie Brown	46	36	3rd	5	4
1979-80	Hubie Brown	50	32	1st	1	4
1980-81	Hubie Brown (31-48)	31	51	4th	—	—
	Michael Fratello/Brendan Suhr (0-3)					
1981-82	Kevin Loughery	42	40	2nd	0	2
1982-83	Kevin Loughery	43	39	2nd	1	2
1983-84	Michael Fratello	40	42	3rd	2	3
1984-85	Michael Fratello	34	48	5th	—	—
1985-86	Michael Fratello	50	32	2nd	4	5
1986-87	Michael Fratello	57	25	1st	4	5
1987-88	Michael Fratello	50	32	3rd	6	6
1988-89	Michael Fratello	52	30	3rd	2	3
1989-90	Michael Fratello	41	41	6th	—	—
1990-91	Bob Weiss	43	39	4th	2	3
1991-92	Bob Weiss	38	44	5th	—	—
1992-93	Bob Weiss	43	39	4th	0	3
1993-94	Lenny Wilkens	57	25	1st	5	6
1994-95	Lenny Wilkens	42	40	5th	0	3
1995-96	Lenny Wilkens	46	36	4th	4	6

YEARLY W - L RECORDS, CONT.

ATLANTA HAWKS (1904-1902), CONT.

Year	Coach	Season W	Season L	Finish	Playoffs W	Playoffs L
1996-97	Lenny Wilkens	56	26	2nd	4	6
1997-98	Lenny Wilkens	50	32	4th	1	3
1998-99	Lenny Wilkens	31	19	2nd	3	6
1999-00	Lenny Wilkens	28	54	7th	—	—
2000-01	Lon Kruger	25	57	7th	—	—
2001-02	Lon Kruger	33	49	6th	—	—
2002-03	Lon Kruger (11-16)/Terry Stotts (24-31)	35	47	5th	—	—
2003-04	Terry Stotts	28	54	7th	—	—
2004-05	Mike Woodson	13	69	5th	—	—
2005-06	Mike Woodson	26	56	4th	—	—
2006-07	Mike Woodson	30	52	5th	—	—
2007-08	Mike Woodson	37	45	3rd	3	4
2008-09	Mike Woodson	47	35	2nd	4	7
2009-10	Mike Woodson	53	29	2nd	4	7
2010-11	Larry Drew	44	38	3rd	6	6
2011-12	Larry Drew	40	26	2nd	2	4
2012-13	Larry Drew	44	38	2nd	2	4
2013-14	Mike Budenholzer	38	44	4th	3	4
2014-15	Mike Budenholzer	60	22	1st	8	8
2015-16	Mike Budenholzer	48	34	2nd	4	6

COACHING RECORDS

Name	Regular Season W	Regular Season L	Regular Season Pct.	Playoffs W	Playoffs L	Playoffs Pct.
Richie Guerin	327	291	.529	26	34	.433
Michael Fratello	324	250	.564	18	22	.450
Lenny Wilkens	310	232	.572	17	30	.362
Mike Woodson	206	286	.419	11	18	.379
Hubie Brown	199	208	.489	6	10	.375
Mike Budenholzer	146	100	.593	15	18	.455
Cotton Fitzsimmons	140	180	.438	2	4	.333
Larry Drew	128	102	.557	10	14	.417
Bob Weiss	124	122	.504	2	6	.250
Harry Gallatin	111	82	.575	13	10	.565
Ed Macauley	89	48	.650	9	11	.450
Kevin Loughery	85	79	.518	1	4	.200
William "Red" Holzman	83	120	.409	4	4	.500
Lon Kruger	69	122	.361	—	—	—
Andrew Levane	58	119	.328	—	—	—
Paul Seymour	56	37	.602	5	7	.417
Alex Hannum	56	47	.544	16	7	.696
Terry Stotts	52	85	.380			
Arnold "Red" Auerbach	28	29	.491	1	2	.333
Doxie Moore	17	49	.258			
Marko Todorovich	14	28	.333			
Dave McMillan	9	14	.391			
Andy Phillip	6	4	.600			
Slater Martin	5	3	.625			
Bob Pettit	4	2	.667			
John Logan	2	1	.667			
Roger Potter	1	6	.143			
Gene Tormohlen	1	7	.125			
Michael Fratello/Brendan Suhr	0	3	.000			

YEARLY RESULTS: 1968 - 69

48-34 OVERALL (28-12 at home, 18-21 on the road, 2-1 at neutral site)

SEASON STATS

	G	Min	FGM	FGA	Pct	FTM	FTA	Pct	Reb	Asst	PF	DQ	Pts	Avg
Hudson	81	2869	716	1455	.492	338	435	.777	533	216	248	0	1770	21.9
Beaty	72	2578	588	1251	.470	370	506	.731	798	131	272	7	1546	21.5
Caldwell	81	2720	561	1106	.507	159	296	.537	303	320	231	1	1281	15.8
Bridges	80	2930	351	775	.453	239	353	.677	1132	298	290	3	941	11.8
Ohl	76	1995	385	901	.427	147	208	.707	170	221	232	5	917	12.1
Hazzard	80	2420	345	869	.397	208	294	.707	266	474	264	6	898	11.2
Davis	78	1367	265	568	.467	154	231	.667	529	97	239	6	684	8.8
Silas	79	1853	241	575	.419	204	333	.613	745	140	166	0	686	8.7
Guerin	27	472	47	111	.423	57	74	.770	59	99	66	0	151	5.6
Harlicka	26	218	41	90	.456	24	31	.774	16	37	29	0	106	4.1
Hamilton	25	141	37	67	.552	2	5	.400	29	8	19	0	76	3.0
Lehmann	11	138	26	67	.388	8	12	.667	9	27	18	0	60	5.5
Waller	11	29	2	9	.222	3	7	.429	10	1	8	0	7	0.6

RESULTS

(#, overtime; #2, double OT; #3, three OT; #4, four OT)

(1) at Columbia, SC (2) at Baltimore, MD (3) at Cleveland, OH

Date	Opponent	W/L	Atl.	Opp.	Record
10/16	CINCINNATI	L	110	125	0-1
10/19	MILWAUKEE	W	125	107	1-1
10/23	CHICAGO	W	106	91	2-1
10/25	at Seattle	L	112	123	2-2
10/27	at Phoenix	W	123	100	3-2
10/29	at Los Angeles	L	124	125	3-3
10/30	at San Diego	L	116	127	3-4
11/1	SAN FRAN.	W	109	105	4-4
11/3	BOSTON	L	103	123	4-5
11/6	at Baltimore	L	119	140	4-6
11/8	SAN DIEGO	W	114	101	5-6
11/9	SAN FRAN.	W	113	106	6-6
11/12	at San Francisco	L	108	123	6-7
11/13	at Seattle	W	142	113	7-7
11/15	PHILADELPHIA	L	115	116	7-8
11/16	at Cincinnati	L	125	130	7-9
11/19	at Milwaukee	L	98	119	7-10
11/20	NEW YORK	W	111	106	8-10
11/21	at Detroit	W	129	121	9-10
11/23	at Chicago	W	114	96	10-10
11/24	BALTIMORE	L	111	118	10-11
11/26	at Baltimore	L	99	102	10-12
11/27	CINCINNATI	W	94	91	11-12
11/30	at Cincinnati	W	126	109	12-12
12/3	at New York	L	93	126	12-13
12/4	NEW YORK	L	113	121	12-14
12/6	LOS ANGELES	L	94	99	12-15
12/8	at Phoenix	W	121	99	13-15
12/10	at San Francisco	W	111	100	14-15
12/12	at Seattle	W	93	91	15-15
12/13	at Los Angeles	W	105	103	16-15
12/14	at Chicago	W	87	83	17-15
12/18	MILWAUKEE	W	122	116	18-15
12/21	DETROIT	W	120	110	19-15
12/26	SEATTLE	W	126	96	20-15
12/28	BOSTON	W	110	97	21-15
12/29	BALTIMORE	W	101	99	22-15
1/2	at Chicago	W	106	88	23-15
1/3	DETROIT	W	128	106	24-15
1/4	LOS ANGELES	L	111	121	24-16
1/5	PHOENIX	W	97	96	25-16
1/8	at Philadelphia	L	111	112	25-17
1/10	DETROIT	W	104	101	26-17
1/11	LOS ANGELES	W	104	100	27-17
	ALL-STAR BREAK				
1/16 (1)	PHOENIX	W	112	107	28-17
1/17	PHOENIX	W	112	107	29-17
1/19	NEW YORK	W	100	96	30-17
1/21	at San Diego	L	113	124	30-18
1/22	at Phoenix	W	125	107	31-18
1/24	LOS ANGELES	W	110	106	32-18
1/25	at Baltimore	W	112	109	33-18
1/26	PHILADELPHIA	L	115	119	33-19
1/28	at Boston	L	96	108	33-20
1/29	at Philadelphia	L	96	119	33-21
1/31	SEATTLE	L	112	119	33-22
2/1	DETROIT	W	119	99	34-22
2/2	SAN DIEGO	W	115	103	35-22
2/4	at New York	L	97	122	35-23
2/7	at Boston	W	109	107	36-23
2/8	CHICAGO	W	106	97	37-23
2/9	BALTIMORE	L	101	102	37-24
2/11	SAN FRANCISCO	L	87	92	37-25
2/12	at Milwaukee	W	113	106	38-25
2/14 (#)	BOSTON	W	104	101	39-25
2/16	SAN FRANCISCO	L	106	113	39-26
2/17 (2)	MILWAUKEE	L	111	123	39-27
2/18 (3)	at Cincinnati.	W	124	123	40-27
2/20	at Detroit	W	97	87	41-27
2/23	SAN DIEGO	W	124	92	42-27
2/25	at New York	L	101	122	42-28
2/28	at Boston	L	120	122	42-29
3/3	MILWAUKEE	W	112	106	43-29
3/8	PHILADELPHIA	W	138	99	44-29
3/9	CINCINNATI	W	134	107	45-29
3/11	at Chicago	L	90	102	45-30
3/12	CHICAGO	W	109	90	46-30
3/15	at Philadelphia	L	120	122	46-31
3/16 (#)	SEATTLE	W	131	127	47-31
3/18	at San Francisco	W	128	115	48-31
3/20	SAN DIEGO	L	97	115	48-32
3/21	at Los Angeles	L	103	116	48-33
3/23	at San Diego	L	121	128	48-34

ATLANTA
Most points: 142 at Seattle (11/13)
Least points: 87 (two times)

OPPONENT
Most points: 140 (Baltimore, 11/6)
Least points: 83 (Chicago, 12/14)

YEARLY RESULTS: 1969 - 70

48-34 OVERALL (25-13 at home, 18-16 on the road, 5-5 at neutral site)

SEASON STATS

	G	Min	FGM	FGA	Pct	FTM	FTA	Pct	Reb	Asst	PF	DQ	Pts	Avg
Hudson	80	3091	830	1564	.531	371	450	.824	373	276	225	1	2031	25.4
Caldwell	82	2857	674	1329	.507	379	551	.688	407	287	255	3	1727	21.1
Bellamy	23	855	141	287	.491	75	124	.605	310	88	97	2	357	15.5
Hazzard	82	2757	493	1056	.467	267	330	.809	329	561	264	3	1253	15.3
Bridges	82	3269	443	932	.475	331	451	.734	1181	345	292	6	1217	14.8
Davis	82	2623	438	943	.464	240	318	.755	796	238	335	5	1116	13.6
Gregor	81	1603	286	661	.433	88	113	.779	397	63	159	5	660	8.1
Beard	72	941	183	392	.467	135	163	.828	140	121	124	0	501	7.0
Ohl	66	984	176	372	.473	58	72	.806	71	98	113	1	410	6.2
Newmark	64	612	127	296	.429	59	77	.766	174	42	128	3	313	4.9
O'Malley	24	113	21	60	.350	8	19	.421	26	10	12	0	50	2.1
Tormohlen	2	11	2	4	.500	0	0	.000	4	1	3	0	4	2.0
Guerin	8	64	3	11	.273	1	1	1.000	2	12	9	0	7	0.9

RESULTS

(#, overtime; #2, double OT; #3, three OT; #4, four OT)

(1) at Auburn, AL (2) at Albuquerque, NM (3) at St. Louis, MO (4) at Salt Lake City, UT (5) at Kansas City, KS
(6) at Cleveland, OH (7) at Memphis, TN (8) at Columbia, SC (9) at Greenville, SC

Date	Opponent	W/L	Atl.	Opp.	Record
10/15	SEATTLE	W	124	119	1-0
10/18	PHOENIX	W	121	116	2-0
10/22	SAN FRANCISCO	L	93	94	2-1
10/24	at Boston	W	122	110	3-1
10/25	DETROIT	L	104	125	3-2
10/28	at New York	L	104	128	3-3
10/29	SAN DIEGO	W	117	114	4-3
11/1 (#)	at Baltimore	W	140	137	5-3
11/2	SEATTLE	W	125	113	6-3
11/5	BOSTON	W	128	121	7-3
11/6 (#)	at Chicago	W	142	137	8-3
11/8	SAN FRANCISCO	W	106	93	9-3
11/10 (1)	CHICAGO	W	133	132	10-3
11/11	PHILADELPHIA	W	124	107	11-3
11/14	at San Francisco	W	120	109	12-3
11/15	at San Diego	L	118	133	12-4
11/16 (2)	at Phoenix	L	118	139	12-5
11/19	at Seattle	W	137	116	13-5
11/21	at Detroit	W	118	106	14-5
11/22	PHILADELPHIA	L	116	132	14-6
11/25 (3)	MILWAUKEE	L	115	130	14-7
11/26	NEW YORK	L	103	138	14-8
11/28	at Boston	W	130	105	15-8
11/29	CINCINNATI	W	128	111	16-8
12/4	SEATTLE	W	119	111	17-8
12/5	at Cincinnati	L	127	156	17-9
12/7	at Los Angeles	W	104	103	18-9
12/9 (4)	SAN FRANCISCO	W	117	115	19-9
12/10	at San Diego	L	107	126	19-10
12/12	LOS ANGELES	W	121	107	20-10
12/13	MILWAUKEE	L	100	121	20-11
12/16 (#)	at New York	W	125	124	21-11
12/17	BALTIMORE	L	133	138	21-12
12/18 (5)	at Chicago	L	112	114	21-13
12/20	BOSTON	W	122	106	22-13
12/21	CHICAGO	W	118	111	23-13
12/26 (6)	at Cincinnati	L	110	130	23-14
12/27	PHILADELPHIA	W	112	107	24-14
12/29	SAN DIEGO	W	122	118	25-14
12/31	BALTIMORE	W	122	111	26-14
1/2	at Philadelphia	L	117	121	26-15
1/3	CINCINNATI	L	102	104	26-16
1/4	at Milwaukee	W	126	125	27-16
1/6	SEATTLE	W	101	97	28-16
1/7	at Boston	W	112	106	29-16
1/9	LOS ANGELES	L	112	127	29-17
1/10	at Baltimore	L	109	130	29-18
1/12 (7)	DETROIT	L	100	113	29-19
1/13	at Philadelphia	L	105	136	29-20
1/14	SAN FRANCISCO	L	101	103	29-21
1/16 (8)	CINCINNATI	W	117	100	30-21
1/18	CHICAGO	W	125	107	31-21
	ALL-STAR BREAK				
1/25	MILWAUKEE	L	116	131	31-22
1/26	at San Francisco	W	131	104	32-22
1/28	at Seattle	L	119	120	32-23
1/29	at Phoenix	L	102	111	32-24
1/30	at Los Angeles	L	87	102	32-25
2/1	BALTIMORE	L	124	133	32-26
2/2 (9)	DETROIT	W	125	121	33-26
2/4	NEW YORK	W	111	96	34-26
2/6	CHICAGO	W	104	93	35-26
2/8	at Chicago	L	107	117	35-27
2/10	at San Francisco	L	104	113	35-28
2/11	at San Diego	W	155	131	36-28
2/12	at Los Angeles	L	114	136	36-29
2/15	BOSTON	W	146	125	37-29
2/18 (7)(#)	CINCINNATI	W	139	125	38-29
2/21	at New York	W	122	106	39-29
2/22	DETROIT	L	114	116	39-30
2/24	at Los Angeles	W	118	105	40-30
2/25	at Seattle	L	112	120	40-31
2/27	at Baltimore	L	107	114	40-32
3/1	PHOENIX	L	98	109	40-33
3/3	LOS ANGELES	W	101	93	41-33
3/5	at Milwaukee	W	126	117	42-33
3/8	at Phoenix	L	119	130	42-34
3/10	MILWAUKEE	W	140	127	43-34
3/11	SAN DIEGO	W	122	121	44-34
3/15	PHOENIX	W	126	111	45-34
3/17	at Philadelphia	W	128	125	46-34
3/20	NEW YORK	W	110	102	47-34
3/22	at Detroit	W	130	126	48-34

ATLANTA
Most points: 155 at San Diego (2/11)
Least points: 87 at Los Angeles (1/30)

OPPONENT
Most points: 156 (Cincinnati, 12/5)
Least points: 93 (three times)

YEARLY RESULTS: 1970 - 71

ATLANTA HAWKS

36-46 OVERALL (21-20 at home, 14-26 on the road, 1-0 at neutral site)

SEASON STATS

	G	Min	FGM	FGA	Pct	FTM	FTA	Pct	Reb	Asst	PF	DQ	Pts	Avg
Hudson	76	3113	829	1713	.484	381	502	.759	386	257	186	0	2039	26.8
Maravich	81	2926	738	1613	.458	404	505	.800	298	355	238	1	1880	23.2
Hazzard	82	2877	517	1126	.459	315	415	.759	300	514	276	2	1349	16.5
Bellamy	82	2908	433	879	.493	336	556	.604	1060	230	271	4	1202	14.7
Bridges	82	3140	382	834	.458	211	330	.639	1233	240	317	7	975	11.9
Chambers	65	1168	237	526	.451	106	134	.791	245	61	119	0	580	8.9
Davis	82	1864	241	503	.479	195	288	.677	546	108	253	5	677	8.3
Chappell	42	451	71	161	.441	60	74	.811	133	16	63	2	202	4.8
Vallely	51	430	73	204	.358	45	59	.763	34	47	50	0	191	3.7
Christian	54	524	55	127	.433	40	64	.625	177	30	118	0	150	2.8
White	38	315	34	84	.405	22	39	.564	48	47	62	2	90	2.4
Riley	7	39	4	9	.444	5	9	.556	12	1	5	0	13	1.9

RESULTS

(#, overtime; #2, double OT; #3, three OT; #4, four OT)

(1) at College Park, MD

Date		Opponent	W/L	Atl.	Opp.	Record
10/17		MILWAUKEE	L	98	107	0-1
10/21		SAN FRANCISCO	W	102	100	1-1
10/22		at Detroit	L	101	120	1-2
10/24		BOSTON	L	109	113	1-3
10/26		at Cincinnati	L	107	126	1-4
10/31		SAN DIEGO	L	117	121	1-5
11/1		at Cleveland	W	131	107	2-5
11/4		DETROIT	L	105	117	2-6
11/6		at Philadelphia	L	112	118	2-7
11/7		PHOENIX	L	100	107	2-8
11/10		PHILADELPHIA	W	109	104	3-8
11/11		at Buffalo	L	118	134	3-9
11/13		at Boston	W	116	114	4-9
11/14		CHICAGO	L	116	120	4-10
11/17		at Los Angeles	L	105	116	4-11
11/18		at Portland	L	131	146	4-12
11/21		BALTIMORE	W	130	103	5-12
11/22		PHILADELPHIA	W	125	115	6-12
11/24		at New York	L	119	128	6-13
11/25		NEW YORK	L	111	114	6-14
11/27		at San Diego	L	127	128	6-15
11/29		at Seattle	L	107	130	6-16
12/1		at San Francisco	L	106	113	6-17
12/2		at Phoenix	L	112	126	6-18
12/5		SEATTLE	W	106	100	7-18
12/8		at Milwaukee	L	104	125	7-19
12/9		at Cincinnati	L	106	118	7-20
12/11		at Chicago	L	86	87	7-21
12/12		PORTLAND	W	107	101	8-21
12/13		BUFFALO	W	110	91	9-21
12/16		SAN DIEGO	W	128	117	10-21
12/18	(1)	at Baltimore	W	116	112	11-21
12/19		LOS ANGELES	L	104	116	11-22
12/22		at Los Angeles	W	119	115	12-22
12/23		at San Diego	L	102	133	12-23
12/25		at Phoenix	L	115	127	12-24
12/26		CINCINNATI	L	118	130	12-25
12/28		SAN FRANCISCO	L	104	115	12-26
12/29		at Detroit	L	97	99	12-27
12/31		CLEVELAND	W	119	85	13-27
1/2		at New York	W	112	108	14-27
1/3		BOSTON	L	128	140	14-28
1/5		DETROIT	L	90	98	14-29
1/7		BALTIMORE	L	102	110	14-30
1/8		at Baltimore	L	104	115	14-31
1/10		PHOENIX	L	105	116	14-32
		ALL-STAR BREAK				
1/15		at Boston	L	123	134	14-33
1/16		LOS ANGELES	W	127	123	15-33
1/18		at Buffalo	W	123	113	16-33
1/20		SEATTLE	L	108	112	16-34
1/22		at Milwaukee	W	117	110	17-34
1/24		MILWAUKEE	L	120	142	17-35
1/26		at Philadelphia	L	122	129	18-35
1/27		NEW YORK	L	108	116	17-37
1/29		CLEVELAND	W	119	111	18-37
1/31		SAN DIEGO	W	131	120	19-37
2/2		at San Francisco	L	99	101	19-38
2/4		at Portland	L	123	137	19-39
2/5	(#)	at Seattle	W	121	120	20-39
2/7		CINCINNATI	W	121	118	21-39
2/9		at New York	W	114	109	22-39
2/10		BOSTON	W	114	102	23-39
2/12		NEW YORK	W	125	116	24-39
2/14		MILWAUKEE	L	88	124	24-40
2/16		at Chicago	L	102	118	24-41
2/20		at Baltimore	W	122	115	25-41
2/21		BALTIMORE	L	119	121	25-42
2/24		PORTLAND	W	118	107	26-42
2/26	(#)	at Boston	L	129	137	26-43
2/27		BUFFALO	W	134	117	27-43
2/28		DETROIT	L	105	106	27-44
3/2		at Seattle	W	128	116	28-44
3/3		at San Francisco	W	109	105	29-44
3/5		at Los Angeles	W	105	104	30-44
3/7		CINCINNATI	W	122	112	31-44
3/10		PHOENIX	W	139	98	32-44
3/12		at Cleveland	W	119	107	33-44
3/13		at Cincinnati	L	127	136	33-45
3/14		PHILADELPHIA	W	108	101	34-45
3/16		at Philadelphia	W	130	125	35-45
3/19	(#)	CHICAGO	W	112	111	36-45
3/20		at Chicago	L	121	138	36-36

ATLANTA
Most points: 139 vs. Phoenix (3/10)
Least points: 86 at Chicago (12/11)

OPPONENT
Most points: 146 (Portland, 11/18)
Least points: 85 (Cleveland, 12/31)

YEARLY RESULTS: 1971 - 72

ATLANTA HAWKS

36-46 OVERALL (22-19 at home, 13-26 on the road, 1-1 at neutral site)

SEASON STATS

	G	Min	FGM	FGA	Pct	FTM	FTA	Pct	Reb	Asst	PF	DQ	Pts	Avg
Hudson	77	3042	775	1540	.503	349	430	.812	385	309	225	0	1899	24.7
Maravich	66	2302	460	1077	.427	355	438	.811	256	393	207	0	1275	19.3
Bellamy	82	3187	593	1089	.545	340	581	.585	1049	262	255	2	1526	18.6
Washington	67	2416	325	729	.446	201	256	.785	601	121	217	0	851	12.7
Adams	70	2030	307	779	.394	204	273	.747	494	137	259	5	818	11.7
Gilliam	82	2337	345	774	.446	145	173	.838	335	377	232	3	835	10.2
Bridges	14	546	51	134	.381	31	44	.705	190	40	50	1	133	9.5
May	75	1285	234	476	.492	126	164	.768	217	55	133	0	594	7.9
Williams	10	127	23	53	.434	21	29	.724	4	20	18	0	67	6.7
Trapp	60	890	144	388	.371	105	139	.755	183	51	144	2	393	6.6
Vallely	9	110	20	43	.465	13	20	.650	11	9	13	0	53	5.9
Payne	29	227	45	103	.437	29	46	.630	69	15	40	0	119	4.1
Haliburton	37	288	61	133	.459	25	30	.833	37	20	50	1	147	4.0
Siegfried	21	335	25	77	.325	20	23	.870	32	52	32	0	70	3.3
Christian	56	485	66	142	.465	44	61	.721	181	28	77	0	176	3.1
Davis	11	119	8	33	.242	10	18	.556	36	8	14	0	26	2.4

RESULTS

(#, overtime; #2, double OT; #3, three OT; #4, four OT)

(1) at San Diego, CA, (2) at Hershey, PA

Date		Opponent	W/L	Atl.	Opp.	Record
10/12		at Cincinnati	L	113	127	0-1
10/16		PHILADELPHIA	L	102	104	0-2
10/20		LOS ANGELES	L	104	126	0-3
10/22		BOSTON	L	108	115	0-4
10/23		at New York	W	95	89	1-4
10/25		at Boston	L	116	136	1-5
10/27		NEW YORK	W	110	96	2-5
10/29		at Cleveland	W	98	97	3-5
10/30		DETROIT	L	99	104	3-6
11/3		CHICAGO	L	100	113	3-7
11/5	(#)	BUFFALO	L	117	122	3-8
11/6		at Philadelphia	L	96	101	3-9
11/10		MILWAUKEE	L	100	116	3-10
11/12		GOLDEN STATE	W	106	104	4-10
11/17		SEATTLE	L	104	112	4-11
11/20		PHOENIX	W	115	109	5-11
11/23		at Buffalo	L	97	102	5-12
11/24		at Milwaukee	L	107	141	5-13
11/26		BALTIMORE	L	105	118	5-14
11/27		CLEVELAND	L	95	103	5-15
11/28		at Boston	L	108	130	5-16
11/30		at Chicago	L	85	86	5-17
12/1		at Detroit	W	117	103	6-17
12/4		PHILADELPHIA	W	126	109	7-17
12/7	(1)	at Golden State	W	116	113	8-17
12/9		at Phoenix	L	115	135	8-18
12/10		at Houston	L	88	95	8-19
12/12		at Los Angeles	L	95	104	8-20
12/15	(#)	HOUSTON	L	115	117	8-21
12/17		at Baltimore	L	103	114	8-22
12/18		BALTIMORE	W	123	94	9-22
12/19		CINCINNATI	W	101	99	10-22
12/22		at Cincinnati	W	106	103	11-22
12/23		at Cleveland	L	110	115	11-23
12/25		BUFFALO	W	140	117	12-23
12/26		at Milwaukee	L	92	114	12-24
12/27		PORTLAND	W	135	121	13-24
12/30		at Houston	L	115	129	13-25
1/1		at Phoenix	W	116	111	14-25
1/4		at Portland	W	103	91	15-25
1/5		at Seattle	L	116	127	15-26
1/7		LOS ANGELES	L	90	134	15-27
1/8		at Baltimore	L	102	110	15-28
1/12		MILWAUKEE	W	104	102	16-28
1/14		at Cincinnati	L	102	126	16-29
1/15		BOSTON	L	106	122	16-30
1/16		PHILADELPHIA	W	124	116	17-30
		ALL-STAR BREAK				
1/21		GOLDEN STATE	L	111	113	17-31
1/23		at Milwaukee	W	118	113	18-31
1/25		at Buffalo	W	123	110	19-31
1/26		SEATTLE	L	119	131	19-32
1/28		DETROIT	W	124	108	20-32
1/30		at Phoenix	L	103	105	20-33
2/3		at Golden State	L	115	132	20-34
2/5		CLEVELAND	W	120	117	21-34
2/6		at Houston	L	113	120	21-35
2/9		LOS ANGELES	L	113	117	21-36
2/11		at Chicago	L	91	102	21-37
2/12		CHICAGO	L	106	117	21-38
2/13		BUFFALO	W	133	119	22-38
2/15		at Detroit	W	113	105	23-38
2/16		BALTIMORE	W	105	103	24-38
2/18		at Baltimore	L	81	106	24-39
2/20		CINCINNATI	L	92	101	24-40
2/23		PHOENIX	W	120	118	25-40
2/25	(2)	at Philadelphia	L	110	114	25-41
2/27		PORTLAND	W	113	110	26-41
2/29		at Buffalo	W	99	89	27-41
3/3		at Los Angeles	L	104	113	27-42
3/4		at Portland	W	120	101	28-42
3/5		at Seattle	L	110	112	28-43
3/8		CHICAGO	L	96	98	28-44
3/12		CLEVELAND	W	135	114	29-44
3/14		at New York	L	107	115	29-45
3/15		SEATTLE	W	134	96	30-45
3/17		at Detroit	L	112	121	30-46
3/18		CINCINNATI	W	115	106	31-46
3/19		at Cleveland	W	115	105	32-46
3/21		at Philadelphia	W	117	111	33-46
3/22		HOUSTON	W	107	106	34-46
3/24		GOLDEN STATE	W	118	102	35-46
3/26		NEW YORK	W	120	106	36-46

ATLANTA
Most points: 140 vs. Buffalo (12/25)
Least points: 81 at Baltimore (2/18)

OPPONENT
Most points: 141 (Milwaukee, 11/24)
Least points: 86 (Chicago, 11/30)

YEARLY RESULTS: 1972 - 73

46-36 OVERALL (28-13 at home, 17-23 on the road, 1-0 at neutral site)

SEASON STATS

	G	Min	FGM	FGA	Pct	FTM	FTA	Pct	Reb	Asst	PF	DQ	Pts	Avg
Hudson	75	3027	816	1710	.477	397	481	.825	467	258	197	1	2029	27.1
Maravich	79	3089	789	1788	.441	485	606	.800	346	546	245	1	2063	26.1
Bellamy	74	2802	455	901	.505	283	526	.538	964	179	244	1	1193	16.1
Gilliam	76	2741	471	1007	.468	123	150	.820	399	482	257	8	1065	14.0
Trapp	77	1853	359	824	.436	150	194	.773	455	127	274	11	868	11.3
Washington	75	2833	308	713	.432	163	224	.728	801	174	252	5	779	10.4
Bracey	70	1050	192	395	.486	73	110	.664	107	125	125	0	457	6.5
Adams	4	76	8	38	.211	7	8	.875	22	5	11	0	23	5.8
Haliburton	24	238	50	116	.431	21	22	.955	26	28	29	0	121	5.0
May	32	317	61	134	.455	22	31	.710	67	21	55	0	144	4.5
Christian	55	759	85	155	.548	60	79	.759	305	47	111	2	230	4.2
Wetzel	28	504	42	94	.447	14	17	.824	58	39	41	1	98	3.5
Tschogl	10	94	14	40	.350	2	4	.500	21	6	25	0	30	3.0
Mast	42	447	50	118	.424	19	30	.633	136	37	50	0	119	2.8

RESULTS

(#, overtime; #2, double OT; #3, three OT; #4, four OT)

(1) at Pittsburgh, PA

Date		Opponent	W/L	Atl.	Opp.	Record
10/10		at Buffalo	W	120	109	1-0
10/13		at Baltimore	L	98	115	1-1
10/15		NEW YORK	W	109	101	2-1
10/17		BOSTON	L	115	119	2-2
10/20		at Houston	L	108	120	2-3
10/21		at Kansas City	L	101	108	2-4
10/24		at Portland	W	118	110	3-4
10/25		at Seattle	W	118	115	4-4
10/28		at Golden State	L	107	122	4-5
10/31		HOUSTON	L	105	106	4-6
11/3		at Houston	W	114	108	5-6
11/4		PHILADELPHIA	W	128	120	6-6
11/7	(#)	BALTIMORE	W	109	107	7-6
11/9		at New York	L	99	101	7-7
11/11		MILWAUKEE	W	111	102	8-7
11/14		GOLDEN STATE	L	105	114	8-8
11/18		PHOENIX	W	126	122	9-8
11/19		at Cleveland	L	98	109	9-9
11/21	(#)	at Detroit	L	110	113	9-10
11/23		SEATTLE	W	110	97	10-10
11/25		CHICAGO	L	99	100	10-11
11/26		at Milwaukee	L	96	108	10-12
11/29		at Phoenix	L	98	109	10-13
12/1	(#)	at Los Angeles	W	114	109	11-13
12/2		at Portland	W	106	103	12-13
12/5		PORTLAND	W	122	121	13-13
12/7	(#)	at Chicago	W	94	89	14-13
12/8		BALTIMORE	W	134	115	15-13
12/9		at Kansas City	L	115	130	15-14
12/12		at New York	L	93	114	15-15
12/13		NEW YORK	W	121	120	16-15
12/16		CLEVELAND	W	100	94	17-15
12/20		KANSAS CITY	W	119	102	18-15
12/22		at Buffalo	W	110	109	19-15
12/23	(1)	at Philadelphia	W	124	112	20-15
12/26		at Cleveland	L	96	115	20-16
12/27		at Philadelphia	W	121	120	21-16
12/28		BALTIMORE	L	111	112	21-17
12/30		BUFFALO	W	120	110	22-17
1/2		at Chicago	L	90	100	22-18
1/3		at Milwaukee	L	97	105	22-19
1/5		BOSTON	L	108	126	22-20
1/6		at Detroit	W	116	111	23-20
1/9		HOUSTON	W	120	114	24-20
1/11		NEW YORK	L	107	122	24-21
1/12		at Boston	L	109	133	24-22
1/14		LOS ANGELES	L	100	102	24-23
1/16	(#)	DETROIT	W	130	129	25-23
1/17		at Philadelphia	W	122	105	26-23
1/18		BUFFALO	L	125	127	26-24
1/20		CLEVELAND	W	96	84	27-24
		ALL-STAR BREAK				
1/26		at Buffalo	W	118	82	28-24
1/27		KANSAS CITY	W	129	126	29-24
1/28		at Houston	L	108	116	29-25
1/30		DETROIT	L	123	126	29-26
2/2		at Boston	W	100	99	30-26
2/3		BUFFALO	W	105	101	31-26
2/6		BALTIMORE	W	112	106	32-26
2/7		at Baltimore	L	108	137	32-27
2/8	(#)	CLEVELAND	L	132	136	32-28
2/10		HOUSTON	W	103	91	33-28
2/11		at Cleveland	W	115	107	34-28
2/16		at Phoenix	W	111	104	35-28
2/18		at Los Angeles	W	99	92	36-28
2/20		at Golden State	L	115	118	36-29
2/23		at Seattle	L	120	124	36-30
2/27		SEATTLE	W	131	130	37-30
3/2		at Philadelphia	W	130	107	38-30
3/3		HOUSTON	W	136	125	39-30
3/4		PHILADELPHIA	W	138	130	40-30
3/8		PORTLAND	W	135	129	41-30
3/10		GOLDEN STATE	W	117	113	42-30
3/11		at Houston	L	118	129	42-31
3/13		at Cleveland	L	107	115	42-32
3/16		PHOENIX	W	135	127	43-32
3/18		MILWAUKEE	L	104	105	43-33
3/20		LOS ANGELES	W	114	112	44-33
3/21		at New York	W	98	93	45-33
3/23		at Boston	L	108	124	45-34
3/24		CHICAGO	W	113	111	46-34
3/25		at Baltimore	L	105	112	46-35
3/27		BOSTON	L	110	117	46-36

ATLANTA	OPPONENT
Most points: 138 vs. Philadelphia (3/4)	Most points: 137 (Baltimore, 2/7)
Least points: 90 at Chicago (1/2)	Least points: 82 (Buffalo, 1/26)

YEARLY RESULTS: 1973 - 74

35-47 OVERALL (23-18 at home, 12-25 on the road, 0-4 at neutral site)

SEASON STATS

	G	Min	FGM	FGA	Pct	FTM	FTA	Pct	Reb	Asst	PF	Stl	Blk	Pts	Avg
Maravich	76	2903	819	1791	.457	469	568	.826	374	396	261	111	13	2107	27.7
Hudson	65	2588	678	1356	.500	295	353	.836	350	213	205	160	29	1651	25.4
Gilliam	62	2003	384	846	.454	106	134	.791	267	355	190	134	18	874	14.1
Bellamy	77	2440	389	801	.486	233	383	.608	740	189	232	52	48	1011	13.1
Washington	73	2519	297	612	.485	134	196	.684	735	156	249	49	74	728	10.0
Brown	77	1715	277	632	.438	163	217	.751	441	114	239	29	16	717	9.3
Jones	74	1448	238	502	.474	116	156	.744	454	86	197	29	64	592	8.0
Bracey	75	1463	241	520	.463	69	96	.719	146	231	157	60	5	551	7.3
Wetzel	70	1232	107	252	.425	41	57	.719	170	138	147	73	19	255	3.6
Schlueter	57	547	63	135	.467	38	50	.760	155	45	84	25	22	164	2.9
Inglesby	48	398	50	131	.382	29	37	.784	44	37	43	19	4	129	2.7
Tschogl	64	499	59	166	.355	10	17	.588	76	33	69	17	20	128	2.0

RESULTS

(#, overtime; #2, double OT; #3, three OT; #4, four OT)

(1) Toronto, ON (2) at Hershey, PA
(3) at Madison, WI (4) at Providence, RI

Date		Opponent	W/L	Atl.	Opp.	Record
10/9		CAPITAL	W	128	114	1-0
10/11		LOS ANGELES	W	129	102	2-0
10/12		at Detroit	L	105	122	2-1
10/13		KC/OMAHA	L	102	117	2-2
10/20		at Phoenix	L	108	118	2-3
10/21		at Los Angeles	W	119	100	3-3
10/24		at Seattle	W	131	106	4-3
10/26		at Portland	L	110	127	4-4
10/27		at Golden State	W	125	116	5-4
10/30		PHOENIX	W	122	101	6-4
11/2		at Houston	W	125	123	7-4
11/3		BOSTON	L	109	122	7-5
11/4		at Cleveland	W	115	110	8-5
11/8		DETROIT	L	115	129	8-6
11/10		PHILADELPHIA	W	120	97	9-6
11/13		at Buffalo	L	114	121	9-7
11/15		PORTLAND	W	123	114	10-7
11/17		CAPITAL	L	109	115	10-8
11/22		GOLDEN STATE	L	99	101	10-9
11/23		at Capital	L	86	101	10-10
11/24		MILWAUKEE	L	92	112	10-11
11/27		at KC/Omaha	W	129	110	11-11
11/28		BUFFALO	W	130	106	12-11
12/1		SEATTLE	W	120	110	13-11
12/5		at KC/Omaha	L	105	117	13-12
12/7		at Boston	L	112	116	13-13
12/8		at New York	L	100	117	13-14
12/11	(#)	BUFFALO	L	127	132	13-15
12/15		at Milwaukee	L	82	116	13-16
12/18		at Capital	W	98	91	14-16
12/19		NEW YORK	W	107	105	15-16
12/21		at Houston	W	124	110	16-16
12/22		CLEVELAND	L	98	108	16-17
12/26		PHILADELPHIA	W	145	118	17-17
12/28		at Chicago	L	94	118	17-18
12/29		HOUSTON	W	114	110	18-18
12/30		at Cleveland	W	99	94	19-18
1/1		at New York	L	89	99	19-19
1/2		PHOENIX	L	113	116	19-20
1/5		CLEVELAND	W	99	86	20-20
1/6	(1)	at Buffalo	L	109	118	20-21
1/8		at Buffalo	L	96	100	20-22
1/10		CHICAGO	L	104	116	20-23
1/11	(2)	at Philadelphia	L	100	121	20-24
1/13		BOSTON	W	128	105	21-24
		ALL-STAR BREAK				
1/17		PORTLAND	W	126	99	22-24
1/18		at Boston	L	94	98	22-25
1/19		SEATTLE	W	127	109	23-25
1/22		at Chicago	L	89	102	23-26
1/23		HOUSTON	L	104	115	23-27
1/26		BUFFALO	W	132	122	24-27
1/27		NEW YORK	L	89	111	24-28
1/29		at Cleveland	L	111	118	24-29
1/30		GOLDEN STATE	L	122	129	24-30
2/2		HOUSTON	W	117	107	25-30
2/3		at Houston	L	112	123	25-31
2/5		CAPITAL	W	121	103	26-31
2/6		LOS ANGELES	W	107	103	27-31
2/8		at Philadelphia	W	99	90	28-31
2/9		CLEVELAND	L	84	104	28-32
2/11		PHILADELPHIA	L	95	116	28-33
2/14		at Golden State	L	105	121	28-34
2/16	(#)	at Phoenix	L	123	124	28-35
2/17		at Los Angeles	W	113	110	29-35
2/20	(3)	at Milwaukee	L	94	110	29-36
2/23		at New York	L	90	98	29-37
2/24	(4)	at Boston	L	96	111	29-38
2/27		KC/Omaha	L	76	85	29-39
3/1		MILWAUKEE	L	89	105	29-40
3/2		HOUSTON	W	129	122	30-40
3/5		at Capital	L	89	103	30-41
3/6		NEW YORK	L	94	96	30-42
3/9		CHICAGO	W	106	99	31-42
3/10		DETROIT	L	111	116	31-43
3/12		at Cleveland	L	84	95	31-44
3/15		at Seattle	W	126	107	32-44
3/16		at Portland	L	127	128	32-45
3/20		BOSTON	W	99	89	33-45
3/22		at Philadelphia	W	107	106	34-45
3/23	(#)	CAPITAL	W	119	108	35-45
3/24		at Capital	L	92	120	35-46
3/26		at Detroit	L	108	109	35-47

ATLANTA	OPPONENT
Most points: 145 vs. Philadelphia (12/26)	Most points: 132 (Buffalo, 12/11)
Least points: 76 vs. KC/Omaha (2/22)	Least points: 85 (KC/Omaha, 2/27)

YEARLY RESULTS: 1974 - 75

31-51 OVERALL (22-19 at home, 9-31 on the road, 0-1 at neutral site)

SEASON STATS

	G	Min	FGM	FGA	Pct	FTM	FTA	Pct	Reb	Asst	PF	Stl	Blk	Pts	Avg
Hudson	11	380	97	225	.431	48	57	.842	47	40	33	13	2	242	22.0
Drew	78	2289	527	1230	.428	388	544	.713	836	138	274	119	39	1442	18.5
Van Arsdale	73	2570	544	1269	.429	294	383	.768	249	207	231	78	3	1382	18.9
Gilliam	60	1393	314	736	.427	94	113	.832	204	170	124	77	13	722	12.0
Sojourner	73	2129	378	775	.488	95	146	.651	642	93	217	35	57	851	11.7
Henderson	79	2131	367	893	.411	168	241	.697	212	314	149	105	7	902	11.4
Brown	73	1986	315	684	.461	185	250	.740	434	133	228	54	15	815	11.2
Jones	75	2086	323	752	.430	132	183	.721	697	152	226	51	51	778	10.4
Meminger	80	2177	233	500	.466	168	263	.639	214	397	160	118	11	634	7.9
Washington	38	905	114	259	.440	41	55	.745	196	68	86	23	13	269	7.1
Lee	9	177	12	36	.333	32	39	.821	70	8	25	1	4	56	6.2
Kauffman	73	797	113	261	.433	59	84	.702	182	81	103	19	4	285	3.9
Wetzel	63	785	87	204	.426	68	77	.883	114	77	108	51	8	242	3.8

RESULTS

(#, overtime; #2, double OT; #3, three OT; #4, four OT)

(1) at Baton Rouge, LA

Date		Opponent	W/L	Atl.	Opp.	Record
10/18		at Chicago	L	115	120	0-1
10/19		HOUSTON	W	118	112	1-1
10/22		PHILADELPHIA	W	125	92	2-1
10/24		CLEVELAND	L	97	116	2-2
10/25		at Boston	L	109	116	2-3
10/30		at Detroit	W	104	96	3-3
10/31		at New York	L	90	93	3-4
11/2		BOSTON	L	125	126	3-5
11/7		PHOENIX	W	109	108	4-5
11/9		PORTLAND	L	115	119	4-6
11/10		at Milwaukee	W	99	94	5-6
11/12		at Golden State	L	111	128	5-7
11/14		at Portland	L	92	104	5-8
11/16		NEW ORLEANS	W	130	104	6-8
11/19		SEATTLE	W	122	113	7-8
11/21		NEW YORK	L	95	101	7-9
11/22	(1)	at New Orleans	L	86	90	7-10
11/23		KC/OMAHA	L	100	103	7-11
11/26		WASHINGTON	W	119	102	8-11
11/27		at Washington	L	104	114	8-12
11/29		at Houston	W	96	91	9-12
12/3		at Phoenix	W	90	85	10-12
12/6		at Los Angeles	L	84	100	10-13
12/8		at Seattle	W	102	95	11-13
12/10		at Portland	W	107	103	12-13
12/12		GOLDEN STATE	L	109	129	12-14
12/14	(#)	BOSTON	L	90	92	12-15
12/17		WASHINGTON	W	96	85	13-15
12/19		CHICAGO	L	80	88	13-16
12/20		at Buffalo	W	113	102	14-16
12/21		HOUSTON	L	96	101	14-17
12/23		at Philadelphia	L	88	100	14-18
12/25		at Washington	L	92	110	14-19
12/26		at Houston	L	86	114	14-20
12/28		LOS ANGELES	W	106	89	15-20
12/29		at Cleveland	L	103	110	15-21
1/1		at KC/Omaha	W	102	97	16-21
1/2		at Milwaukee	L	111	116	16-22
1/4		BUFFALO	L	108	121	16-23
1/7	(#)	CLEVELAND	W	113	112	17-23
1/8		at Boston	L	96	104	17-24
1/10		at Chicago	L	113	116	17-25
1/11		DETROIT	L	113	118	17-26
		ALL-STAR BREAK				
1/16		WASHINGTON	W	108	85	18-26
1/18		BUFFALO	L	115	129	18-27
1/19		SEATTLE	W	117	109	19-27
1/21		NEW ORLEANS	W	135	103	20-27
1/23		HOUSTON	L	95	96	20-28
1/24		at Detroit	L	103	113	20-29
1/25		MILWAUKEE	W	117	101	21-29
1/28		at New York	L	111	115	21-30
1/30		NEW YORK	L	115	117	21-31
1/31		at Buffalo	L	101	111	21-32
2/1		at Cleveland	L	109	112	21-33
2/4		CLEVELAND	W	111	97	22-33
2/6		DETROIT	W	111	98	23-33
2/7		at Houston	L	97	105	23-34
2/8		NEW ORLEANS	L	102	106	23-35
2/10		at New Orleans	L	89	96	23-36
2/14		at Los Angeles	L	100	108	23-37
2/15		at Phoenix	W	111	107	24-37
2/20		at Golden State	L	102	108	24-38
2/21		at Seattle	L	108	110	24-39
2/23	(#)	at Cleveland	L	105	111	24-40
2/27		CHICAGO	L	91	111	24-41
3/1		KC/OMAHA	W	108	95	25-41
3/4		LOS ANGELES	W	109	97	26-41
3/5		at Washington	L	112	118	26-42
3/6		GOLDEN STATE	W	110	106	27-42
3/8		NEW ORLEANS	W	113	101	28-42
3/11		WASHINGTON	L	87	99	28-43
3/13		MILWAUKEE	L	104	120	28-44
3/15		at New Orleans	L	123	140	28-45
3/16		PHOENIX	W	117	114	29-45
3/18		at KC/Omaha	L	101	105	29-46
3/21		at Philadelphia	L	103	114	29-47
3/22		PHILADELPHIA	W	104	100	30-47
3/25		PORTLAND	L	89	105	30-48
3/29		CLEVELAND	W	103	97	31-48
3/30		at New Orleans	L	105	108	31-49
4/1		at Houston	L	104	113	31-50
4/5		at Washington	L	115	123	31-51

ATLANTA
Most points: 130 vs. New Orleans (11/16)
Least points: 80 vs. Chicago (12/19)

OPPONENT
Most points: 140 (New Orleans, 3/15)
Least points: 85 (three times)

YEARLY RESULTS: 1975 - 76

29-53 OVERALL (20-21 at home, 9-32 on the road)

SEASON STATS

	G	Min	FGM	FGA	Pct	FTM	FTA	Pct	Reb	Asst	PF	Stl	Blk	Pts	Avg
Drew	77	2351	586	1168	.502	488	656	.744	660	150	261	138	30	1660	21.6
Hudson	81	2558	569	1205	.472	237	291	.814	300	214	241	124	17	1375	17.0
Henderson	81	2900	469	1136	.413	216	305	.708	265	374	195	137	10	1154	14.2
Van Arsdale	75	2026	346	785	.441	126	166	.759	186	146	202	57	7	818	10.9
Jones	66	1762	251	542	.463	163	219	.744	524	83	214	52	61	665	10.1
Sojourner	67	1602	248	524	.473	80	119	.672	449	58	174	38	40	576	8.6
Hawkins	74	1907	237	530	.447	136	191	.712	445	212	172	80	46	610	8.2
Brown	75	1758	215	486	.442	162	209	.775	403	126	235	45	16	592	7.9
Meminger	68	1418	155	379	.409	100	152	.658	151	222	116	54	8	410	6.0
Holland	33	351	85	213	.399	22	34	.647	41	26	48	20	2	192	5.8
Willoughby	62	870	113	284	.398	66	100	.660	288	31	87	37	29	292	4.7
DuVal	13	130	15	43	.349	6	9	.667	8	20	15	6	2	36	2.8
Creighton	32	172	12	43	.279	7	16	.438	45	4	23	2	9	31	1.0

RESULTS

(#, overtime; #2, double OT; #3, three OT; #4, four OT)

Date		Opponent	W/L	Atl.	Opp.	Record
10/23		NEW ORLEANS	W	109	91	1-0
10/25		DETROIT	L	102	108	1-1
11/2	(#)	at Los Angeles	L	113	116	1-2
11/4		at Portland	W	98	97	2-2
11/6		CLEVELAND	L	108	113	2-3
11/8		SEATTLE	W	107	94	3-3
11/11		Bos. at Hartford	W	100	91	4-3
11/12		at Detroit	W	109	106	5-3
11/14		WASHINGTON	W	97	88	6-3
11/15		at New York	L	86	92	6-4
11/16		NEW YORK	W	97	96	7-4
11/19	(#)	at Golden State	W	104	98	8-4
11/20		at Washington	L	96	105	8-5
11/22		NEW ORLEANS	L	85	89	8-6
11/23		PHILADELPHIA	W	115	111	9-6
11/26		at New Orleans	W	113	108	10-6
11/28		at Boston	L	107	114	10-7
12/4		PORTLAND	W	94	87	11-7
12/6		BOSTON	L	104	111	11-8
12/10		at Kansas City	L	94	100	11-9
12/11		BUFFALO	W	122	99	12-9
12/13		KANSAS CITY	W	115	101	13-9
12/16		at New York	L	96	97	13-10
12/18		LOS ANGELES	W	114	98	14-10
12/19		at Houston	L	107	113	14-11
12/20		HOUSTON	W	123	108	15-11
12/21	(#)	CHICAGO	L	90	97	15-12
12/25		at Washington	L	94	99	15-13
12/26		at Cleveland	W	98	97	16-13
12/27		MILWAUKEE	W	87	82	17-13
1/1		at New Orleans	L	95	111	17-14
1/3		PHOENIX	L	89	100	17-15
1/6		at Milwaukee	W	91	87	18-15
1/8		HOUSTON	L	106	115	18-16
1/10		CLEVELAND	L	100	106	18-17
1/11		PORTLAND	L	109	116	18-18
1/14		SEATTLE	L	110	112	18-19
1/15		at Cleveland	W	98	91	19-19
1/17		GOLDEN STATE	W	97	91	20-19
1/20		at Chicago	W	100	86	21-19
1/21		BUFFALO	L	94	102	21-20
1/23		at Buffalo	L	104	119	21-21
1/24		at Philadelphia	L	116	130	21-22
1/25		PHILADELPHIA	L	109	112	21-23
1/27		at New York	W	114	113	22-23
1/28		at Boston	L	99	110	22-24
1/29		NEW YORK	W	112	109	23-24
1/31		NEW ORLEANS	L	95	108	23-25
2/1		CHICAGO	W	84	80	24-25
		ALL-STAR BREAK				
2/5		DETROIT	L	108	111	24-26
2/7		WASHINGTON	L	90	103	24-27
2/8		LOS ANGELES	L	89	97	24-28
2/10		KANSAS CITY	W	111	89	25-28
2/12		at Golden State	L	104	113	25-29
2/13		at Seattle	L	102	119	25-30
2/15		BUFFALO	W	112	104	26-30
2/17		at Cleveland	L	92	112	26-31
2/21		at Washington	L	95	103	26-32
2/22		at New Orleans	L	94	102	26-33
2/26		at Phoenix	L	97	115	26-34
2/29		at Portland	L	98	102	26-35
3/4		BOSTON	W	103	98	27-35
3/6		at Houston	L	97	101	27-36
3/7		HOUSTON	W	123	106	28-36
3/11		PHOENIX	L	99	104	28-37
3/12		at Philadelphia	L	107	109	28-38
3/14	(#)	at Kansas City	L	113	114	28-39
3/17		at Houston	L	112	124	28-40
3/19		at Chicago	L	101	108	28-41
3/20		CLEVELAND	L	99	107	28-42
3/23		at Golden State	L	100	118	28-43
3/25		at Phoenix	L	98	107	28-44
3/26		at Los Angeles	L	85	107	28-45
3/28		at Seattle	L	112	127	28-46
3/30	(#)	at Milwaukee	L	126	130	28-47
4/2		at Buffalo	L	93	101	28-48
4/3		MILWAUKEE	L	106	115	28-49
4/4		at Cleveland	L	92	120	28-50
4/5		WASHINGTON	L	105	133	28-51
4/9		at Detroit	L	108	111	28-52
4/10		PHILADELPHIA	W	123	109	29-52
4/11		HOUSTON	L	111	122	29-53

ATLANTA
Most points: 126 at Milwaukee (3/30)
Least points: 84 vs. Chicago (2/1)

OPPONENT
Most points: 133 (Washington, 4/5)
Least points: 80 (Chicago, 2/1)

YEARLY RESULTS: 1976 - 77

31-51 OVERALL (19-22 at home, 12-29 on the road)

SEASON STATS

	G	Min	FGM	FGA	Pct	FTM	FTA	Pct	Reb	Asst	PF	Stl	Blk	Pts	Avg
Drew	74	2688	689	1416	.487	412	577	.714	675	133	275	102	29	1790	24.2
Robinson	36	1449	310	648	.478	186	241	.772	462	97	130	38	20	806	22.4
Hudson	58	1745	413	905	.456	142	169	.840	129	155	160	67	19	968	16.7
Henderson	46	1568	196	453	.433	126	168	.750	124	386	74	79	8	518	11.3
Charles	82	2487	354	855	.414	205	256	.801	168	295	240	141	45	913	11.1
Meriweather	74	2068	319	607	.526	182	255	.714	596	82	324	41	82	820	11.1
Terry	12	241	47	87	.540	18	21	.857	18	25	21	9	1	112	9.3
Hawes	44	945	147	305	.480	67	88	.761	261	63	141	36	24	361	8.2
Barker	59	1354	182	436	.417	112	164	.683	401	60	223	33	41	476	8.1
Hill	81	1825	175	439	.399	139	174	.799	143	403	245	85	6	489	6.0
Brown	77	1405	160	350	.457	121	150	.807	236	103	217	46	7	441	5.7
Denton	45	700	103	256	.402	33	47	.702	218	33	100	14	16	239	5.3
Willoughby	39	549	75	169	.444	43	63	.683	170	13	64	19	23	193	4.9
Sojourner	51	551	95	203	.468	41	57	.719	146	21	66	15	9	231	4.5
Davis	7	67	8	35	.229	4	13	.308	7	2	9	7	0	20	2.9
Dickerson	6	63	6	12	.500	5	8	.625	2	11	13	1	0	17	2.8

RESULTS

(#, overtime; #2, double OT; #3, three OT; #4, four OT)

Date	Opponent	W/L	Atl.	Opp.	Record
10/21	HOUSTON	L	104	120	0-1
10/24	MILWAUKEE	W	115	91	1-1
10/26	SAN ANTONIO	W	122	114	2-1
10/29	at Los Angeles	L	101	118	2-2
10/30	at Golden State	L	106	114	2-3
10/31	at Seattle	L	112	126	2-4
11/2	at Portland	L	116	129	2-5
11/4	CHICAGO	W	97	87	3-5
11/6	DETROIT	L	105	110	3-6
11/7	CLEVELAND	W	107	97	4-6
11/11	PORTLAND	W	107	105	5-6
11/13	NEW ORLEANS	L	86	115	5-7
11/16	at NY Knicks	L	97	100	5-8
11/17	at Boston	L	91	104	5-9
11/20	PHILADELPHIA	L	106	123	5-10
11/21	KANSAS CITY	L	83	106	5-11
11/24	at Indiana	L	93	115	5-12
11/26	at NY Nets	W	109	105	6-12
11/27	BUFFALO	W	101	94	7-12
11/28	GOLDEN STATE	L	98	132	7-13
12/2	WASHINGTON	L	90	102	7-14
12/3	at New Orleans	L	105	121	7-15
12/4	NY NETS	L	105	107	7-16
12/8	at San Antonio	W	117	108	8-16
12/9	at Kansas City	W	102	100	9-16
12/11	at Cleveland	W	95	94	10-16
12/12	PHOENIX	L	91	106	10-17
12/14	LOS ANGELES	W	106	104	11-17
12/16	at Houston	L	107	118	11-18
12/17	at New Orleans	W	113	109	12-18
12/18	BOSTON	L	110	117	12-19
12/19	at Milwaukee	L	109	126	12-20
12/22	at Detroit	L	94	107	12-21
12/23	at Chicago	L	95	101	12-22
12/26	NY KNICKS	L	98	103	12-23
12/28	SEATTLE	L	119	120	12-24
12/29	at Washington	L	92	96	12-25
1/2	NEW ORLEANS	L	88	93	12-26
1/4	DENVER	W	113	109	13-26
1/6	INDIANA	L	95	103	13-27
1/10	PHOENIX	L	92	93	13-28
1/12	at Buffalo	W	124	118	14-28
1/14	at NY Nets	W	120	101	15-28
1/15	KANSAS CITY	L	90	115	15-29
1/16	PORTLAND	W	125	120	16-29
1/19	at Philadelphia	L	94	114	16-30
1/21	MILWAUKEE	W	121	101	17-30
1/23	GOLDEN STATE	L	97	104	17-31
1/28	at Houston	L	104	118	17-32
1/29	HOUSTON	W	101	97	18-32
2/1	DETROIT	L	92	95	18-33
2/3	BUFFALO	W	100	98	19-33
2/5	CHICAGO	W	99	96	20-33
2/8	at Phoenix	L	104	117	20-34
2/9	at Seattle	W	99	98	21-34
2/11	at Portland	W	121	108	22-34
	ALL-STAR BREAK				
2/15	at Golden State	L	111	117	22-35
2/18	at Los Angeles	W	111	101	23-35
2/20	at Denver	L	95	111	23-36
2/24 (#)	NY KNICKS	W	101	98	24-36
2/25	at Chicago	L	87	96	24-37
2/26	SAN ANTONIO	W	119	111	25-37
3/1	LOS ANGELES	L	90	92	25-38
3/4	WASHINGTON	W	100	99	26-38
3/6	at Detroit	L	105	115	26-39
3/8	PHILADELPHIA	W	99	98	27-39
3/11	DENVER	W	100	95	28-39
3/13	CLEVELAND	L	113	115	28-40
3/16	at Philadelphia	L	100	109	28-41
3/18	at Boston	L	96	98	28-42
3/19	at NY Knicks	L	101	107	28-43
3/22	at Buffalo	W	86	84	29-43
3/23	BOSTON	L	96	103	29-44
3/25	at Indiana	L	95	103	29-45
3/26	at Cleveland	L	94	99	29-46
3/30	at Washington	L	103	110	29-47
3/31	NY NETS	W	95	81	30-47
4/2	INDIANA	L	99	106	30-48
4/3	at San Antonio	W	111	103	31-48
4/5	at Phoenix	L	102	108	31-49
4/6	at Denver	L	95	110	31-50
4/8	at Milwaukee	L	107	118	31-51

ATLANTA
Most points: 125 vs. Portland (1/16)
Least points: 83 vs. Kansas City (11/21)

OPPONENT
Most points: 132 (Golden State, 11/28)
Least points: 81 (N.Y. Nets, 3/31)

YEARLY RESULTS: 1977 - 78

41-41 OVERALL (27-9 at home, 12-29 on the road, 2-3 at neutral site)

SEASON STATS

	G	Min	FGM	FGA	Pct	FTM	FTA	Pct	Reb	Asst	PF	Stl	Blk	Pts	Avg
Drew	70	2203	593	1236	.480	437	575	.760	511	141	247	119	27	1623	23.2
Hawes	75	2325	387	854	.453	175	214	.818	690	190	230	78	57	949	12.7
Criss	77	1935	319	751	.425	236	296	.797	121	294	143	108	5	874	11.4
Behagen	26	751	117	249	.470	51	70	.729	173	34	97	30	12	285	11.0
E. Johnson	79	1875	332	686	.484	164	201	.816	153	235	232	100	4	828	10.5
McMillen	68	1683	280	568	.493	116	145	.800	416	84	233	33	16	676	9.9
Hill	82	2530	304	732	.415	189	223	.848	231	427	302	151	15	797	9.7
Charles	21	520	73	184	.397	42	50	.840	24	82	53	25	5	188	9.0
O. Johnson	82	1704	292	619	.472	111	130	.854	260	120	180	80	36	695	8.5
Rollins	80	1795	253	520	.487	104	148	.703	552	79	326	57	218	610	7.6
Brown	75	1594	192	405	.474	165	200	.825	303	105	280	55	8	549	7.3
Robertson	63	929	168	381	.441	37	53	.698	70	103	133	74	5	373	5.9
Terry	27	166	25	68	.368	9	11	.818	15	7	14	6	0	59	2.2

RESULTS

(#, overtime; #2, double OT; #3, three OT; #4, four OT)

(1) at Hartford, CT (2) at Charlotte, NC (3) at Louisville, KY (4) at Baton Rouge, LA

Date	Opponent	W/L	Atl.	Opp.	Record
10/22	CLEVELAND	W	107	101	1-0
10/25 (1)	at Boston	L	103	110	1-1
10/26 (#)	at New Jersey	W	113	110	2-1
10/28	LOS ANGELES	W	102	95	3-1
11/1	SEATTLE	W	102	99	4-1
11/2	at Detroit	W	102	89	5-1
11/4	at Kansas City	W	111	110	6-1
11/5	GOLDEN STATE	W	100	94	7-1
11/10	at Houston	W	132	101	8-1
11/11	PORTLAND	L	92	132	8-2
11/12	at San Antonio	L	99	116	8-3
11/15	PHILADELPHIA	L	93	114	8-4
11/16	at Boston	L	105	131	8-5
11/19	NEW JERSEY	W	129	114	9-5
11/23	DENVER	W	105	104	10-5
11/25	MILWAUKEE	L	115	117	10-6
11/29	BOSTON	W	108	101	11-6
11/30	at Buffalo	L	93	105	11-7
12/3	at Golden State	L	101	118	11-8
12/4	at Phoenix	W	96	89	12-8
12/5	at Seattle	L	88	99	12-9
12/7	at Denver	L	116	123	12-10
12/9	NEW YORK	L	84	103	12-11
12/10	at Cleveland	L	87	102	12-12
12/13	at New York	L	106	107	12-13
12/14	at Philadelphia	W	108	99	13-13
12/16	SAN ANTONIO	W	115	99	14-13
12/18 (#2)	PHOENIX	W	134	129	15-13
12/20	at Chicago	L	86	94	15-14
12/21	at Indiana	L	98	109	15-15
12/23	at Milwaukee	W	109	93	16-15
12/25	at Washington	L	93	100	16-16
12/26	WASHINGTON	L	106	113	16-17
12/28	INDIANA	W	99	92	17-17
12/30 (2)	DENVER	L	104	106	17-18
1/3	DETROIT	L	103	106	17-19
1/4	at Detroit	L	97	111	17-20
1/6	at New Orleans	L	94	96	17-21
1/7	HOUSTON	W	106	83	18-21
1/11 (2)	WASHINGTON	W	100	95	19-21
1/13	SAN ANTONIO	L	92	98	19-22
1/14	at Kansas City	L	101	110	19-23
1/17	KANSAS CITY	W	111	90	20-23
1/18 (2)	NEW ORLEANS.	L	106	108	20-24
1/19 (3)	at Chicago	L	95	105	20-25
1/21	INDIANA	W	111	100	21-25
1/22	at Cleveland	L	89	93	21-26
1/27	NEW YORK	W	105	96	22-26
1/29	BUFFALO	W	107	102	23-26
1/31 (#)	at Chicago	L	103	106	23-27
2/2	at Indiana	W	107	105	24-27
	ALL-STAR BREAK				
2/8	at Denver	L	109	114	24-28
2/9	at Phoenix	L	98	125	24-29
2/12	at Los Angeles	W	116	103	25-29
2/15	at Portland	L	99	102	25-30
2/17 (4)	at New Orleans	W	111	102	26-30
2/18	at Houston	L	112	121	26-31
2/22 (2)	PHOENIX	W	107	95	27-31
2/23	at San Antonio	L	105	118	27-32
2/24	GOLDEN STATE	L	96	97	27-33
2/26	BUFFALO	W	119	117	28-33
2/28	BOSTON	W	117	85	29-33
3/1	at New Jersey	L	95	97	29-34
3/3	HOUSTON	W	133	110	30-34
3/5	SEATTLE	W	101	94	31-34
3/7	DETROIT	W	123	109	32-34
3/8	at Philadelphia	L	97	108	32-35
3/10	PORTLAND	W	114	105	33-35
3/12	MILWAUKEE	W	98	93	34-35
3/16	at Golden State	L	98	104	34-36
3/18	at Portland	L	86	105	34-37
3/19	at Los Angeles	L	87	101	34-38
3/21	at Milwaukee	L	86	100	34-39
3/24 (#)	NEW ORLEANS	W	96	94	35-39
3/25	at Washington	L	95	98	35-40
3/28	LOS ANGELES	W	105	104	36-40
3/31 (#)	PHILADELPHIA	W	111	110	37-40
4/2	NEW JERSEY	W	124	113	38-40
4/4	at New York	W	105	101	39-40
4/5	at Buffalo	W	87	74	40-40
4/7	CLEVELAND	L	109	111	40-41
4/9	CHICAGO	W	99	85	41-41

ATLANTA
Most points: 134 vs. Phoenix (12/18)
Least points: 84 vs. New York (12/9)

OPPONENT
Most points: 132 (Portland, 11/11)
Least points: 74 (Buffalo, 4/5)

YEARLY RESULTS: 1978 - 79

46-36 OVERALL (34-7 at home, 12-29 on the road)

SEASON STATS

	G	Min	FGM	FGA	Pct	FTM	FTA	Pct	Reb	Asst	PF	Stl	Blk	Pts	Avg
Drew	79	2410	650	1375	.473	495	677	.731	522	119	332	128	16	1795	22.7
Johnson	78	2413	501	982	.510	243	292	.832	170	360	241	121	11	1245	16.0
Roundfield	80	2539	462	916	.504	300	420	.714	865	131	358	87	176	1224	15.3
Hawes	81	2205	372	756	.492	108	132	.818	591	184	264	79	47	852	10.5
Hill	82	2527	296	682	.434	246	288	.854	164	480	292	102	16	838	10.2
Furlow	29	576	113	235	.481	60	70	.857	71	81	42	18	13	286	9.9
Rollins	81	1900	297	555	.535	89	141	.631	588	49	238	46	254	683	8.4
Givens	74	1347	234	564	.415	102	135	.756	214	83	121	72	17	570	7.7
Lee	49	997	144	313	.460	88	117	.752	59	169	88	56	1	376	7.7
McMillen	82	1392	232	498	.466	106	119	.891	332	69	211	15	32	570	7.0
Criss	54	879	109	289	.377	67	86	.779	60	138	70	41	3	285	5.3
Wilson	61	589	81	197	.411	24	44	.545	76	72	66	30	8	186	3.0
Herron	14	81	14	48	.292	12	13	.923	10	3	11	6	2	40	2.9

RESULTS

(#, overtime; #2, double OT; #3, three OT; #4, four OT)

Date		Opponent	W/L	Atl.	Opp.	Record
10/13		at Indiana	L	104	117	0-1
10/14		DETROIT	W	122	114	1-1
10/18		BOSTON	L	99	116	1-2
10/21		DENVER	W	130	125	2-2
10/24		at New York	L	109	113	2-3
10/25		at Philadelphia	L	117	118	2-4
10/28		CHICAGO	W	116	92	3-4
10/31		at Washington	W	110	108	4-4
11/2		GOLDEN STATE	L	106	113	4-5
11/40	(#)	NEW JERSEY	L	117	118	4-6
11/91		SAN DIEGO	W	125	101	5-6
11/10		at Boston	W	115	103	6-6
11/11		MILWAUKEE	W	105	92	7-6
11/16		at Kansas City	L	100	109	7-7
11/18		PHILADELPHIA	W	124	116	8-7
11/21		at San Diego	W	113	107	9-7
11/22		at Denver	W	113	111	10-7
11/24		at Detroit	L	117	119	10-8
11/25		LOS ANGELES	W	109	103	11-8
11/28		at Cleveland	L	98	112	11-9
11/30	(#)	NEW YORK	W	102	96	12-9
12/2		NEW ORLEANS	W	128	94	13-9
12/6		at Phoenix	L	109	136	13-10
12/8		at Seattle	L	106	107	13-11
12/9		at Golden State	L	84	94	13-12
12/10		at Los Angeles	L	86	88	13-13
12/13		INDIANA	W	117	101	14-13
12/15		at New Jersey	W	121	112	15-13
12/17		at New York	L	105	111	15-14
12/19		at Chicago	L	95	101	15-15
12/20		NEW YORK	W	121	112	16-15
12/22		at Boston	L	105	124	16-16
12/23		CLEVELAND	W	109	91	17-16
12/26		at San Antonio	L	111	124	17-17
12/27		SAN ANTONIO	W	115	107	18-17
12/29		at Philadelphia	L	107	113	18-18
12/30		DENVER	W	113	87	19-18
1/3		LOS ANGELES	L	96	99	19-19
1/5		at Houston	W	109	106	20-19
1/6		WASHINGTON	L	102	106	20-20
1/7		at Indiana	L	97	112	20-21
1/10	(#2)	at Milwaukee	W	117	113	21-21
1/12		at Chicago	W	100	93	22-21
1/13		SAN DIEGO	W	124	119	23-21
1/14		HOUSTON	W	115	105	24-21
1/17		PORTLAND	W	111	110	25-21
1/20		NEW ORLEANS	W	118	94	26-21
1/21		at New Orleans	L	87	108	26-22
1/23		INDIANA	L	107	110	26-23
1/25		SEATTLE	L	98	100	26-24
1/27		SAN ANTONIO	W	120	113	27-24
1/30		at Washington	L	105	109	27-25
1/31		KANSAS CITY	W	130	118	28-25
		ALL-STAR BREAK				
2/6		BOSTON	W	104	101	29-25
2/7		at Kansas City	L	108	124	29-26
2/9		at Phoenix	W	105	102	30-26
2/11		at Portland	L	87	91	30-27
2/14		at Seattle	L	104	116	30-28
2/18		at San Diego	L	101	116	30-29
2/20		at Cleveland	W	119	109	31-29
2/21		PORTLAND	W	106	83	32-29
2/24		PHOENIX	W	110	85	33-29
2/27		HOUSTON	W	125	111	34-29
3/1		GOLDEN STATE	W	104	86	35-29
3/3		CHICAGO	W	119	101	36-29
3/6		PHILADELPHIA	W	94	91	37-29
3/7	(#)	KANSAS CITY	W	122	120	38-29
3/11	(#)	SEATTLE	W	113	111	39-29
3/13		at Portland	L	82	103	39-30
3/14		at Golden State	L	98	113	39-31
3/16		at Los Angeles	L	110	111	39-32
3/17		at Denver	L	111	118	39-33
3/20		CLEVELAND	W	115	109	40-33
3/21		DETROIT	W	111	104	41-33
3/23		at San Antonio	W	115	108	42-33
3/24		at Houston	L	116	120	42-34
3/30		at New Jersey	L	106	117	42-35
3/31		at New Orleans	L	107	109	42-36
4/1		NEW JERSEY	W	109	98	43-36
4/4		MILWAUKEE	W	118	109	44-36
4/6		at Detroit	W	112	96	45-36
4/7		WASHINGTON	W	103	102	46-36

ATLANTA
Most points: 130 (two times)
Least points: 82 at Portland (3/13)

OPPONENT
Most points: 136 (Phoenix, 12/6)
Least points: 83 (Portland, 2/21)

YEARLY RESULTS: 1979 - 80

50-32 OVERALL (32-9 at home, 18-23 on the road)

SEASON STATS

	G	Min	FGM	FGA	Pct	FTM	FTA	Pct	Reb	Asst	PF	Stl	Blk	Pts	Avg
Drew	80	2306	535	1182	.453	489	646	.757	471	101	313	91	23	1559	19.5
Johnson	79	2622	590	1212	.487	280	338	.828	200	370	216	120	24	1465	18.5
Roundfield	81	2588	502	1007	.499	330	465	.710	837	184	317	101	139	1334	16.5
Hawes	82	1885	304	605	.502	150	182	.824	496	144	205	74	29	761	9.3
Rollins	82	2123	287	514	.558	157	220	.714	774	76	322	54	244	731	8.9
McMillen	53	1071	191	382	.500	81	107	.757	220	62	126	36	14	463	8.7
Furlow	21	404	66	161	.410	44	51	.863	42	72	19	19	9	177	8.4
Criss	81	1794	249	578	.431	172	212	.811	116	246	133	74	4	671	8.3
Hill	79	2092	177	431	.411	124	146	.849	138	424	261	107	8	479	6.1
Givens	82	1254	182	473	.385	106	128	.828	242	59	132	51	19	470	5.7
McElroy	31	516	66	171	.386	37	53	.698	49	65	45	21	5	171	5.5
Brown	28	361	37	98	.378	34	44	.773	62	14	66	3	4	108	3.9
Pellom	44	373	44	108	.407	21	30	.700	92	18	70	12	12	109	2.5
Lee	30	364	29	91	.319	9	17	.529	33	67	65	15	4	67	2.2
Wilson	5	59	2	14	.143	4	6	.667	3	11	3	4	1	8	1.6

3-pt. field goals: Atlanta 13-75 (.173) - Drew 0-7 (.000), Johnson 5-13 (.385), Roundfield 0-4 (.000), Hawes 3-8 (.375), McElroy 2-7 (.286), McMillen 0-1 (.000), Furlow 1-9 (.111), Criss 1-17 (.059), Hill 1-4 (.250), Givens 0-2 (.000), Lee 0-3 (.000). Opponents 46-183 (.251).

RESULTS

(#, overtime; #2, double OT; #3, three OT; #4, four OT) (1) at Hartford, CT

Date		Opponent	W/L	Atl.	Opp.	Record
10/12		NEW YORK	W	121	104	1-0
10/13		at Indiana	L	101	115	1-1
10/16		SAN ANTONIO	L	116	118	1-2
10/17		at Washington	L	97	100	1-3
10/18		INDIANA	W	115	85	2-3
10/20		at Houston	L	102	107	2-4
10/23		at Cleveland	W	121	111	3-4
10/24		CLEVELAND	W	128	118	4-4
10/26		at New Jersey	W	94	90	5-4
10/27		BOSTON	L	95	100	5-5
10/31		PHILADELPHIA	W	102	97	6-5
11/2		at Philadelphia	W	85	81	7-5
11/3		NEW JERSEY	W	110	107	8-5
11/6		at New York	W	98	96	9-5
11/7		at Detroit	W	115	107	10-5
11/10		WASHINGTON	W	109	105	11-5
11/13		at New Jersey	L	82	101	11-6
11/14		UTAH	W	108	97	12-6
11/17		HOUSTON	L	100	102	12-7
11/20		DETROIT	W	109	105	13-7
11/21		at Milwaukee	L	93	96	13-8
11/23		at Chicago	L	98	103	13-9
11/24		BOSTON	L	101	106	13-10
11/27		at San Antonio	W	143	120	14-10
11/28		PORTLAND	W	106	99	15-10
11/30		at Houston	L	95	106	15-11
12/1		SAN DIEGO	W	106	96	16-11
12/2		at Cleveland	L	108	126	16-12
12/5		at Boston	W	120	92	17-12
12/8		at Washington	L	95	96	17-13
12/9		at New Jersey	W	122	85	18-13
12/12		NEW YORK	W	114	102	19-13
12/14		at Philadelphia	W	103	98	20-13
12/15		PHILADELPHIA	W	112	96	21-13
12/18		at New York	L	99	101	21-14
12/19		LOS ANGELES	W	119	112	22-14
12/20		at Detroit	W	122	103	23-14
12/22		at Indiana	L	110	130	23-15
12/27		HOUSTON	W	112	110	24-15
12/29		DETROIT	W	115	104	25-15
1/3		NEW JERSEY	L	119	126	25-16
1/5		KANSAS CITY	L	107	112	25-17
1/9		CLEVELAND	W	111	107	26-17
1/11		at Boston	L	93	108	26-18
1/12		SAN ANTONIO	W	120	101	27-18
1/13		at San Antonio	W	107	104	28-18
1/16		at San Diego	L	108	111	28-19
1/17		at Phoenix	L	99	101	28-20
1/18		at Los Angeles	L	102	108	28-21
1/22		at Kansas City	L	89	101	28-22
1/23		SEATTLE	L	96	98	28-23
1/26		CHICAGO	W	109	104	29-23
1/27		at San Antonio	W	118	111	30-23
1/29		WASHINGTON	W	98	82	31-23
1/31	(#)	GOLDEN STATE	W	111	107	32-23
		ALL-STAR BREAK				
2/7		at Utah	W	92	90	33-23
2/10	(#)	at Golden State	W	98	96	34-23
2/12		at Portland	W	95	89	35-23
2/13		at Seattle	L	86	93	35-24
2/15		at Denver	L	98	111	35-25
2/17		at Detroit	W	108	99	36-25
2/20		MILWAUKEE	W	106	103	37-25
2/22		PHOENIX	W	111	104	38-25
2/26	(1)	at Boston	L	97	108	38-26
2/27		INDIANA	W	116	111	39-26
2/29	(#)	CLEVELAND	W	111	102	40-26
3/2		DENVER	W	100	93	41-26
3/4		HOUSTON	L	83	93	41-27
3/7		at Indiana	W	99	94	42-27
3/8		at Houston	W	97	79	43-27
3/9		NEW YORK	W	98	92	44-27
3/11	(#)	PHILADELPHIA	L	97	102	44-28
3/14		BOSTON	W	88	87	45-28
3/16		INDIANA	W	95	90	46-28
3/18		at New York	L	110	111	46-29
3/19		WASHINGTON	W	109	93	47-29
3/21		DETROIT	W	108	95	48-29
3/23		SAN ANTONIO	W	103	95	49-29
3/26		at Philadelphia	L	81	84	49-30
3/27		NEW JERSEY	W	117	100	50-30
3/28		at Washington	L	80	100	50-31
3/30		at Cleveland	L	102	111	50-32

ATLANTA
Most points: 143 at San Antonio (11/27)
Least points: 80 at Washington (3/28)

OPPONENT
Most points: 130 (Indiana, 12/22)
Least points: 79 (Houston, 3/8)

YEARLY RESULTS: 1980 - 81

31-51 OVERALL (20-21 at home, 11-30 on the road)

SEASON STATS

	G	Min	FGM	FGA	Pct	FTM	FTA	Pct	Reb	Asst	PF	Stl	Blk	Pts	Avg
Drew	67	2075	500	1096	.456	454	577	.787	383	79	264	98	15	1454	21.7
Johnson	75	2693	573	1136	.504	279	356	.784	179	407	188	126	11	1431	19.1
Roundfield	63	2128	426	808	.527	256	355	.721	634	161	258	76	119	1108	17.6
D. Collins	47	1184	230	530	.434	137	162	.846	187	115	166	69	11	597	12.7
Matthews	34	1105	161	330	.488	103	123	.837	72	212	122	61	7	425	12.5
Hawes	74	2309	333	637	.523	222	278	.799	561	198	289	73	32	889	12.0
Criss	66	1708	220	485	.454	185	214	.864	100	283	87	61	3	626	9.5
McMillen	79	1564	253	519	.487	80	108	.741	295	72	165	23	25	587	7.4
Rollins	40	1044	116	210	.552	46	57	.807	286	35	151	29	117	278	7.0
Pellom	77	1472	186	380	.489	81	116	.698	356	48	228	50	92	453	5.9
Hill	24	624	39	116	.336	42	50	.840	51	118	60	26	3	120	5.0
Shelton	55	586	100	219	.457	35	58	.603	138	27	128	18	5	235	4.3
McElroy	54	680	78	202	.386	48	59	.814	48	84	62	20	9	205	3.8
Burleson	31	363	41	99	.414	20	41	.488	94	12	73	8	19	102	3.3
A. Collins	29	395	35	99	.354	24	36	.667	41	25	35	11	1	94	3.2

3-pt. field goals: Atlanta 10-82 (.122) - Drew 0-7 (.000), Johnson 6-20 (.300), Roundfield 0-1 (.000), Matthews 0-6 (.000), Hawes 1-4 (.250), Criss 1-21 (.048), McMillen 1-6 (.167), Rollins 0-1 (.000), Pellom 0-1 (.000), Shelton 0-1 (.000), McElroy 1-8 (.125), A. Collins 0-2 (.000), D. Collins 0-3 (.000), Hill 0-1 (.000). Opponents 32-152 (.211).

RESULTS

(#, overtime; #2, double OT; #3, three OT; #4, four OT)

Date		Opponent	W/L	Atl.	Opp.	Record
10/11		CHICAGO	W	101	93	1-0
10/14		BOSTON	W	122	116	2-0
10/17		NEW YORK	W	113	101	3-0
10/18	(#)	at Detroit	W	125	123	4-0
10/21		INDIANA	L	116	121	4-1
10/24		at Indiana	L	97	104	4-2
10/25		PHILADELPHIA	L	100	113	4-3
10/28		KANSAS CITY	W	119	109	5-3
10/30	(#)	at New York	L	115	116	5-4
10/31		at Philadelphia	L	96	107	5-5
11/1		MILWAUKEE	L	93	97	5-6
11/4		at Washington	L	98	122	5-7
11/5		at Boston	L	87	104	5-8
11/7		at Chicago	L	100	103	5-9
11/8		at New Jersey	L	111	115	5-10
11/11		LOS ANGELES	L	97	126	5-11
11/13		at Cleveland	L	111	114	5-12
11/15		WASHINGTON	L	88	100	5-13
11/18		SAN ANTONIO	W	97	93	6-13
11/22		UTAH	W	99	93	7-13
11/25		PORTLAND	W	112	108	8-13
11/26		at Indiana	L	89	110	8-14
11/28	(#)	at Milwaukee	L	108	113	8-15
11/29		DETROIT	L	95	98	8-16
12/2	(#)	PHILADELPHIA	W	112	108	9-16
12/3		at Boston	L	101	106	9-17
12/5		at Philadelphia	L	100	104	9-18
12/6		DALLAS	W	110	104	10-18
12/9		SAN DIEGO	W	114	87	11-18
12/10		at Detroit	W	100	92	12-18
12/13		MILWAUKEE	W	122	119	13-18
12/16		NEW JERSEY	W	131	114	14-18
12/18		at Utah	W	109	97	15-18
12/19		at Seattle	L	92	95	15-19
12/20	(#)	at Portland	L	119	122	15-20
12/23		WASHINGTON	W	100	83	16-20
12/26		at New Jersey	W	108	95	17-20
12/27		BOSTON	L	107	112	17-21
12/30		DENVER	W	96	89	18-21
1/2		INDIANA	L	106	109	18-22
1/3		at New York	L	95	131	18-23
1/6		PHOENIX	L	106	113	18-24
1/8		at Milwaukee	L	95	98	18-25
1/9	(#)	CLEVELAND	L	107	108	18-26
1/13		at Denver	L	132	135	18-27
1/14		at San Diego	L	85	106	18-28
1/16		at Golden State	W	111	110	19-28
1/18		at Phoenix	L	86	120	19-29
1/21		at Los Angeles	L	106	116	19-30
1/23		CLEVELAND	L	98	106	19-31
1/24		CHICAGO	L	102	104	19-32
1/27		WASHINGTON	L	104	105	19-33
1/29		NEW YORK	L	111	114	19-34
		ALL-STAR BREAK				
2/3		PHILADELPHIA	L	93	97	19-35
2/6		at Dallas	W	100	98	20-35
2/7		at Houston	L	81	87	20-36
2/10		GOLDEN STATE	W	110	100	21-36
2/12		at San Antonio	L	109	110	21-37
2/13		at Kansas City	L	106	118	21-38
2/15		at Philadelphia	L	98	116	21-39
2/18		at Indiana	W	99	96	22-39
2/21		at Cleveland	W	118	105	23-39
2/22		at Chicago	W	121	116	24-39
2/24	(#)	NEW YORK	L	117	120	24-40
2/27		BOSTON	L	102	130	24-41
3/1		SEATTLE	W	108	102	25-41
3/3		at New York	W	100	93	26-41
3/5		at Milwaukee	L	91	107	26-42
3/6		NEW JERSEY	W	109	106	27-42
3/7		HOUSTON	W	114	108	28-42
3/10		CHICAGO	L	116	118	28-43
3/11		at Detroit	L	97	100	28-44
3/13		DENVER	W	119	117	29-44
3/14		CLEVELAND	L	110	112	29-45
3/17		at Cleveland	L	107	122	29-46
3/18		at Boston	W	108	97	30-46
3/20		at New Jersey	L	96	108	30-47
3/22		at Washington	L	101	121	30-48
3/24		DETROIT	W	96	91	31-48
3/26		INDIANA	L	107	115	31-49
3/27		at Chicago	L	83	108	31-50
3/29	(#)	MILWAUKEE	L	128	132	31-51

ATLANTA
Most points: 132 at Denver (1/13)
Least points: 81 at Houston (2/7)

OPPONENT
Most points: 135 (Denver, 1/13)
Least points: 83 (Washington, 12/23)

YEARLY RESULTS: 1981 - 82

42-40 OVERALL (24-17 at home, 18-23 on the road)

SEASON STATS

	G	Min	FGM	FGA	Pct	FTM	FTA	Pct	Reb	Asst	PF	Stl	Blk	Pts	Avg
Roundfield	61	2217	424	910	.466	285	375	.760	721	162	210	64	93	1134	18.6
Drew	70	2040	465	957	.486	364	491	.741	375	96	250	64	3	1298	18.5
Johnson	68	2314	455	1011	.450	294	385	.764	191	358	188	102	16	1211	17.8
Sparrow	82	2610	366	730	.501	124	148	.838	224	424	240	87	13	857	10.5
McMillen	73	1792	291	572	.509	140	170	.824	336	129	202	25	24	723	9.9
Hawes	49	1317	178	370	.481	96	126	.762	320	142	156	36	34	456	9.3
Criss	27	552	84	210	.400	65	73	.890	38	75	40	23	2	235	8.7
Glenn	49	833	158	291	.543	59	67	.881	61	87	80	26	3	376	7.7
Macklin	79	1516	210	484	.434	134	173	.775	263	47	225	40	20	554	7.0
Matthews	47	837	131	298	.440	60	79	.759	58	139	129	53	2	324	6.9
McElroy	20	349	52	125	.416	29	36	.806	17	39	44	8	3	134	6.7
Rollins	79	2018	202	346	.584	79	129	.612	611	59	285	35	224	483	6.1
Williams	23	189	42	110	.382	22	26	.846	12	19	18	6	0	110	4.8
Wood	19	238	36	105	.343	20	28	.714	44	11	34	9	1	92	4.8
Pellom	69	1037	114	251	.454	61	79	.772	229	28	164	29	47	289	4.2
Shelton	4	21	2	6	.333	1	2	.500	3	0	3	1	0	5	1.3

3-pt. field goals: Atlanta 28-128 (.219) - Roundfield 1-5 (.200), Drew 4-12 (.333), Johnson 7-30 (.233), Williams 4-20 (.200), Sparrow 1-15 (.067), McMillen 1-3 (.333), Hawes 4-10 (.400), Criss 2-8 (.250), Glenn 1-2 (.500), Macklin 0-3 (.000), Matthews 2-8 (.250), McElroy 1-5 (.200), Wood 0-6 (.000), Pellom 0-1 (.000). Opponents 46-186 (.247).

RESULTS

(#, overtime; #2, double OT; #3, three OT; #4, four OT)

(1) at Hartford, CT

Date		Opponent	W/L	Atl.	Opp.	Record
10/31		PHILADELPHIA	L	106	108	0-1
11/3		at Chicago	L	96	104	0-2
11/4		at New Jersey	W	95	86	1-2
11/6		at Philadelphia	W	106	99	2-2
11/10		MILWAUKEE	W	94	83	3-2
11/12		WASHINGTON	L	87	95	3-3
11/14		DETROIT	L	104	117	3-4
11/18		PHOENIX	W	102	97	4-4
11/19		at New York	W	89	84	5-4
11/21		INDIANA	W	107	100	6-4
11/24	(#)	CLEVELAND	W	94	92	7-4
11/27	(#)	at Detroit	W	114	112	8-4
11/28		BOSTON	L	90	98	8-5
12/1		PHILADELPHIA	L	98	107	8-6
12/4		at Milwaukee	L	80	97	8-7
12/5		SEATTLE	L	85	92	8-8
12/8		NEW JERSEY	L	88	98	8-9
12/9	(#)	at Cleveland	L	108	112	8-10
12/11	(1)	at Boston	L	86	94	8-11
12/12		BOSTON	W	108	97	9-11
12/15		NEW YORK	W	111	98	10-11
12/17		at Denver	L	103	138	10-12
12/19		at Golden State	L	109	126	10-13
12/20		at Los Angeles	L	94	112	10-14
12/22		at Indiana	L	88	92	10-15
12/26		at San Antonio	W	105	97	11-15
12/29		at Houston	W	102	93	12-15
12/30		SAN DIEGO	L	91	94	12-16
1/2		NEW JERSEY	W	97	95	13-16
1/5		CLEVELAND	W	113	103	14-16
1/8		at Milwaukee	W	90	88	15-16
1/9		NEW YORK	W	102	89	16-16
1/13		at Boston	L	95	116	16-17
1/15		at Philadelphia	W	96	90	17-17
1/17		at Washington	L	78	96	17-18
1/19		PORTLAND	W	112	101	18-18
1/21		at New York	L	101	104	18-19
1/22		SAN ANTONIO	L	107	115	18-20
1/23		at Cleveland	W	109	99	19-20
1/26		DALLAS	L	88	90	19-21
1/27		at Detroit	L	107	108	19-22
		ALL-STAR BREAK				
2/2		DETROIT	L	105	106	19-23
2/3		at New Jersey	L	103	112	19-24
2/6		CLEVELAND	L	87	88	19-25
2/9		LOS ANGELES	L	117	130	19-26
2/10		at Chicago	L	73	91	19-27
2/12		at Phoenix	L	90	94	19-28
2/16		at San Diego	W	102	91	20-28
2/17		at Utah	W	117	109	21-28
2/19	(#4)	at Seattle	W	127	122	22-28
2/21		at Portland	W	109	97	23-28
2/23		KANSAS CITY	W	103	94	24-28
2/26	(#)	CHICAGO	L	110	116	24-29
2/28		GOLDEN STATE	L	77	105	24-30
3/3		MILWAUKEE	L	87	96	24-31
3/5		at Philadelphia	L	80	89	24-32
3/6		NEW JERSEY	W	112	92	25-32
3/8		MILWAUKEE	W	98	95	26-32
3/9		DENVER	W	120	106	27-32
3/11		UTAH	W	107	91	28-32
3/13		INDIANA	W	110	90	29-32
3/14		at Washington	L	85	92	29-33
3/17		at Boston	L	109	113	29-34
3/18		HOUSTON	W	95	94	30-34
3/20		at New York	W	104	98	31-34
3/21		DETROIT	W	119	111	32-34
3/23		WASHINGTON	W	107	87	33-34
3/24		at Kansas City	L	106	110	33-35
3/26		at Indiana	W	100	87	34-35
3/27		at Dallas	W	96	85	35-35
3/30		at Chicago	W	107	92	36-35
4/1		at Milwaukee	L	113	117	36-36
4/2		BOSTON	L	107	110	36-37
4/3		WASHINGTON	W	106	101	37-37
4/6		NEW YORK	W	106	104	38-37
4/7		at Detroit	L	115	120	38-38
4/9		PHILADELPHIA	W	103	88	39-38
4/11		CHICAGO	W	108	89	40-38
4/13		at Cleveland	W	119	111	41-38
4/15		at Indiana	L	102	108	41-39
4/16		INDIANA	W	109	91	42-39
4/18		at Washington	L	96	99	42-40

ATLANTA
Most points: 127 at Seattle (2/19)
Least points: 73 at Chicago (2/10)

OPPONENT
Most points: 138 (Denver, 12/17)
Least points: 83 (Milwaukee, 11/10)

YEARLY RESULTS: 1982 - 83

43-39 OVERALL (26-15 at home, 17-24 on the road)

SEASON STATS

	G	Min	FGM	FGA	Pct	FTM	FTA	Pct	Reb	Asst	PF	Stl	Blk	Pts	Avg
Roundfield	77	2811	561	1193	.470	337	450	.749	880	225	239	60	115	1464	19.0
Wilkins	82	2697	601	1220	.493	230	337	.682	478	129	210	84	63	1434	17.5
E. Johnson	61	1813	389	858	.453	186	237	.785	124	318	138	61	6	978	16.0
Davis	53	1465	258	567	.455	164	206	.796	128	315	100	43	7	685	12.9
Sparrow	49	1548	264	512	.516	84	113	.743	141	238	162	70	1	615	12.6
McMillen	61	1364	198	424	.467	108	133	.812	217	76	143	17	24	504	8.3
Rollins	80	2472	261	512	.510	98	135	.726	743	75	294	49	343	620	7.8
Glenn	73	1124	230	444	.518	74	89	.831	90	125	132	30	9	534	7.3
Matthews	64	1187	171	424	.403	86	112	.768	91	249	129	60	8	442	6.9
Macklin	73	1171	170	360	.472	101	131	.771	190	71	189	41	10	441	6.0
Hawes	46	860	91	244	.373	46	62	.742	228	59	110	29	8	230	5.0
Brown	26	305	49	104	.471	25	40	.625	88	9	46	5	5	123	4.7
Smith	15	142	29	66	.439	13	14	.929	8	14	17	2	0	71	4.7
Edmonson	32	309	48	139	.345	16	27	.593	39	22	41	11	6	112	3.5
Pellom	2	9	2	6	.333	0	0	.000	0	1	0	0	0	4	2.0
G. Johnson	37	461	25	57	.439	14	19	.737	117	17	69	10	59	64	1.7
Hastings	10	42	5	16	.313	4	6	.667	10	2	3	1	1	14	1.4

3-pt. field goals: Atlanta 45-188 (.239) - Roundfield 5-27 (.185), Wilkins 2-11 (.182), E. Johnson 14-41 (.341), Davis 5-18 (.278), Sparrow 3-15 (.200), Smith 0-2 (.000), McMillen 0-1 (.000), Rollins 0-1 (.000), Glenn 0-1 (.000), Matthews 14-48 (.292), Macklin 0-4 (.000), Brown 0-1 (.000), Hawes 2-14 (.143), Edmonson 0-2 (.000), Hastings 0-2 (.000). Opponents 39-166 (.235).

RESULTS

(#, overtime; #2, double OT; #3, three OT; #4, four OT)

Date		Opponent	W/L	Atl.	Opp.	Record
10/29		at Detroit	L	86	94	0-1
10/30		BOSTON	L	97	112	0-2
11/2		WASHINGTON	W	105	88	1-2
11/4		MILWAUKEE	L	100	104	1-3
11/6		DETROIT	W	95	93	2-3
11/9		at Denver	W	106	105	3-3
11/12		at Utah	W	106	98	4-3
11/13		at Golden State	L	101	114	4-4
11/16		at Portland	L	87	106	4-5
11/17		at Seattle	L	97	119	4-6
11/20		at Phoenix	L	80	91	4-7
11/23		CHICAGO	W	132	102	5-7
11/27		INDIANA	W	117	98	6-7
11/30		PHILADELPHIA	W	111	97	7-7
12/1		at Boston	L	97	122	7-8
12/3		NEW JERSEY	L	99	107	7-9
12/4		at New York	W	80	79	8-9
12/7		at Cleveland	W	102	90	9-9
12/8		at Philadelphia	L	85	132	9-10
12/10		MILWAUKEE	L	83	104	9-11
12/11		at Chicago	W	117	107	10-11
12/15		at Indiana	W	107	101	11-11
12/16		CLEVELAND	W	106	97	12-11
12/18	(#)	BOSTON	L	103	107	12-12
12/21	(#2)	at Chicago	L	116	124	12-13
12/23		at Milwaukee	L	90	101	12-14
12/25		at Washington	W	97	91	13-14
12/28		SAN DIEGO	W	123	113	14-14
12/29		at New Jersey	L	99	104	14-15
1/2		KANSAS CITY	L	104	108	14-16
1/4		SAN ANTONIO	L	95	104	14-17
1/6		at New York	W	99	89	15-17
1/7		DALLAS	W	110	102	16-17
1/8		CHICAGO	W	109	89	17-17
1/11		PHILADELPHIA	L	99	109	17-18
1/14		NEW YORK	W	88	80	18-18
1/15		LOS ANGELES	L	101	120	18-19
1/17		at New Jersey	W	102	96	19-19
1/19		SEATTLE	W	116	111	20-19
1/22		at Detroit	L	109	111	20-20
1/24		DETROIT	L	108	112	20-21
1/25		PHOENIX	W	96	94	21-21
1/27		at San Diego	L	100	110	21-22
1/28		at Los Angeles	L	85	109	21-23
2/1		CLEVELAND	W	93	84	22-23
2/3		DENVER	L	112	126	22-24
2/4		at Cleveland	W	92	81	23-24
2/6		at Boston	W	116	111	24-24
2/8		NEW JERSEY	L	109	115	24-25
2/9		at Philadelphia	L	93	106	24-26
		ALL-STAR BREAK				
2/15		at Houston	W	101	91	25-26
2/19		at Dallas	L	100	122	25-27
2/20		at San Antonio	L	100	103	25-28
2/22		GOLDEN STATE	L	97	109	25-29
2/24		DETROIT	W	116	107	26-29
2/26		NEW JERSEY	W	95	88	27-29
2/27		at Indiana	W	125	107	28-29
3/1		INDIANA	W	109	106	29-29
3/3		WASHINGTON	W	91	89	30-29
3/4		HOUSTON	W	115	87	31-29
3/6		at Washington	L	91	102	31-30
3/8		PORTLAND	W	110	93	32-30
3/9		at Milwaukee	L	100	109	32-31
3/12		at Detroit	W	120	119	33-31
3/15		at New York	L	97	119	33-32
3/16	(#)	WASHINGTON	W	94	81	34-32
3/18		at Cleveland	W	97	73	35-32
3/19		UTAH	W	99	94	36-32
3/22		at Indiana	W	111	102	37-32
3/23		at Boston	L	102	114	37-33
3/25		NEW YORK	L	87	104	37-34
3/26		at New Jersey	L	81	102	37-35
3/29		CLEVELAND	W	95	82	38-35
3/30		at Philadelphia	L	113	120	38-36
4/1		at Chicago	W	108	107	39-36
4/2		INDIANA	W	109	99	40-36
4/5		BOSTON	L	95	117	40-37
4/8		CHICAGO	W	138	101	41-37
4/9		at Washington	L	78	100	41-38
4/12		PHILADELPHIA	W	102	97	42-38
4/13		at Kansas City	L	103	114	42-39
4/16		MILWAUKEE	W	96	79	43-39

ATLANTA
Most points: 132 vs. Chicago (11/23)
Least points: 78 at Washington (4/9)

OPPONENT
Most points: 132 (Philadelphia, 12/8)
Least points: 73 (Cleveland, 3/18)

YEARLY RESULTS: 1983 - 84

40-42 OVERALL (31-10 at home, 9-32 on the road)

SEASON STATS

	G	Min	FGM	FGA	Pct	FTM	FTA	Pct	Reb	Asst	PF	Stl	Blk	Pts	Avg
Wilkins	81	2961	684	1429	.479	382	496	.770	582	126	197	117	87	1750	21.6
Roundfield	73	2610	503	1038	.485	374	486	.770	721	184	221	61	74	1380	18.9
Johnson	67	1893	353	798	.442	164	213	.770	146	374	155	58	7	886	13.2
Davis	75	2079	354	800	.443	217	256	.848	139	326	146	62	6	925	12.3
Rivers	81	1938	250	541	.462	255	325	.785	220	314	286	127	30	757	9.3
Rollins	77	2351	274	529	.518	118	190	.621	593	62	297	35	277	666	8.6
Glenn	81	1503	312	554	.563	56	70	.800	104	171	146	46	5	681	8.4
Matthews	6	96	16	30	.533	18	22	.818	4	21	13	5	1	50	8.3
Williams	13	258	34	114	.298	36	46	.783	50	16	33	14	1	105	8.1
Wittman	78	1071	160	318	.503	28	46	.609	71	71	82	17	0	350	4.5
Hastings	68	1135	111	237	.468	82	104	.788	270	46	220	40	36	305	4.5
Brown	68	785	94	201	.468	48	65	.738	181	29	161	18	23	236	3.5
Hill	15	181	14	46	.304	17	21	.810	10	35	30	7	0	45	3.0
Pinone	7	65	7	13	.538	6	10	.600	10	3	11	2	1	20	2.9
Criss	9	108	9	22	.409	5	5	1.000	11	21	4	3	0	23	2.6
Paultz	40	486	36	88	.409	17	33	.515	113	18	57	8	7	89	2.2
Landsberger	35	335	17	51	.373	15	26	.577	119	10	32	6	3	53	1.5

3-pt. field goals: Atlanta 23-106 (.217) - Wilkins 0-11 (.000), Roundfield 0-11 (.000), Johnson 16-43 (.372), Davis 0-8 (.000), Rivers 2-12 (.167), Glenn 1-2 (.500), Matthews 0-1 (.000), Williams 1-9 (.111), Wittman 2-5 (.400), Hastings 1-4 (.250). Opponents 39-185 (.211).

RESULTS

(#, overtime; #2, double OT; #3, three OT; #4, four OT)

Date		Opponent	W/L	Atl.	Opp.	Record
10/28		at New Jersey	L	108	126	0-1
10/29		DETROIT	W	117	115	1-1
11/1		WASHINGTON	W	95	92	2-1
11/4		CHICAGO	W	103	90	3-1
11/6		at Milwaukee	L	84	97	3-2
11/8		at Golden State	L	90	97	3-3
11/11		at Seattle	L	93	104	3-4
11/13		at Portland	L	105	135	3-5
11/15		SAN DIEGO	W	107	102	4-5
11/17		PHILADELPHIA	W	99	94	5-5
11/19		SEATTLE	W	104	92	6-5
11/22		INDIANA	W	104	93	7-5
11/25		at Boston	L	102	109	7-6
11/26		HOUSTON	W	115	109	8-6
11/29		DENVER	L	96	105	8-7
11/30		at Philadelphia	L	110	122	8-8
12/2		at Detroit	L	92	128	8-9
12/3		CLEVELAND	W	102	91	9-9
12/6		PHOENIX	W	95	88	10-9
12/7		at Cleveland	L	92	106	10-10
12/9		at Indiana	L	104	110	10-11
12/10		BOSTON	L	87	104	10-12
12/13		at Washington	W	94	89	11-12
12/14		WASHINGTON	L	96	99	11-13
12/17		SAN ANTONIO	W	113	108	12-13
12/20		NEW JERSEY	W	98	87	13-13
12/21		at Boston	L	96	107	13-14
12/23	(#)	NEW YORK	W	114	113	14-14
12/27		DALLAS	W	112	109	15-14
12/29		at Cleveland	L	77	88	15-15
12/30		CLEVELAND	W	109	98	16-15
1/2		at Indiana	L	86	96	16-16
1/4		NEW JERSEY	L	88	91	16-17
1/6		MILWAUKEE	W	91	87	17-17
1/7		at New Jersey	L	104	108	17-18
1/10		GOLDEN STATE	W	103	101	18-18
1/12		at Washington	W	106	91	19-18
1/13		INDIANA	W	117	108	20-18
1/17		UTAH	W	112	106	21-18
1/18		at Milwaukee	L	90	99	21-19
1/20		at Detroit	L	94	116	21-20
1/21		at New York	W	97	95	22-20
1/23		at Chicago	W	100	93	23-20
1/25		MILWAUKEE	W	109	105	24-20
		ALL-STAR BREAK				
1/31		at Washington	L	94	118	24-21
2/1		CHICAGO	W	116	103	25-21
2/3		at Philadelphia	W	99	88	26-21
2/4		PHILADELPHIA	W	102	97	27-21
2/7		NEW JERSEY	W	109	102	28-21
2/9		at Phoenix	L	105	118	28-22
2/10		at San Diego	L	101	113	28-23
2/12		at Los Angeles	L	87	108	28-24
2/14		at Utah	L	98	100	28-25
2/16		at Denver	L	102	117	28-26
2/18		at Kansas City	L	106	111	28-27
2/21		CLEVELAND	W	102	84	29-27
2/24	(#)	NEW YORK	W	105	104	30-27
2/25		CHICAGO	W	122	87	31-27
2/27		at New York	L	92	96	31-28
2/28		DETROIT	L	96	101	31-29
3/2		LOS ANGELES	L	94	98	31-30
3/3		at Chicago	L	98	102	31-31
3/6	(#)	MILWAUKEE	L	104	109	31-32
3/7		at Detroit	L	93	107	31-33
3/9		PORTLAND	L	101	104	31-34
3/11		at Milwaukee	W	108	94	32-34
3/13		at Cleveland	L	83	92	32-35
3/14		KANSAS CITY	L	93	101	32-36
3/16		at Philadelphia	W	105	102	33-36
3/17		BOSTON	L	88	103	33-37
3/20	(#3)	at San Antonio	L	132	135	33-38
3/21		at Dallas	L	101	102	33-39
3/24		at Houston	L	102	103	33-40
3/27		PHILADELPHIA	W	97	78	34-40
3/30		at Boston	L	96	105	34-41
3/31		NEW YORK	W	109	106	35-41
4/4		WASHINGTON	W	99	92	36-41
4/6		at Chicago	L	103	111	36-42
4/7		INDIANA	W	122	103	37-42
4/11		at Indiana	W	114	111	38-42
4/13		at New Jersey	W	118	112	39-42
4/14		DETROIT	W	115	107	40-42

ATLANTA
Most points: 132 at San Antonio (3/20)
Least points: 77 at Cleveland (12/29)

OPPONENT
Most points: 135 (two times)
Least points: 78 (Philadelphia, 3/27)

YEARLY RESULTS: 1984 - 85

34-48 OVERALL (19-22 at home, 15-26 on the road)

SEASON STATS

	G	Min	FGM	FGA	Pct	FTM	FTA	Pct	Reb	Asst	PF	Stl	Blk	Pts	Avg
Wilkins	81	3023	853	1891	.451	486	603	.806	557	200	170	135	54	2217	27.4
Johnson	73	2367	453	946	.479	265	332	.798	192	566	184	43	7	1193	16.3
Rivers	69	2126	334	701	.476	291	378	.770	214	410	250	163	53	974	14.1
Williams	34	867	167	380	.439	79	123	.642	168	94	83	28	8	417	12.3
Wittman	41	1168	187	352	.531	30	41	.732	73	125	58	28	7	406	9.9
Levingston	74	2017	291	552	.527	145	222	.653	566	104	231	70	69	727	9.8
Willis	82	1785	322	690	.467	119	181	.657	522	36	226	31	49	765	9.3
Glenn	60	1126	228	388	.588	62	76	.816	81	122	74	27	0	518	8.6
Carr	62	1195	198	375	.528	101	128	.789	232	80	219	29	78	499	8.0
Rollins	70	1750	186	339	.549	67	93	.720	442	52	213	35	167	439	6.3
Criss	4	115	7	17	.412	4	6	.667	14	22	5	3	0	18	4.5
Russell	21	377	34	63	.540	14	17	.824	40	66	37	17	4	83	4.0
Hastings	64	825	89	188	.473	63	81	.778	159	46	135	24	23	241	3.8
Eaves	3	37	3	6	.500	5	6	.833	0	4	6	0	0	11	3.7
Brown	69	814	78	192	.406	39	68	.574	223	25	117	19	22	195	2.8
Granger	9	92	6	17	.353	4	8	.500	6	12	13	2	0	16	1.8
Lowe	15	159	8	20	.400	8	8	1.000	15	42	23	11	0	24	1.6
Rautins	4	12	0	2	.000	0	0	.000	2	3	3	0	0	0	0.0

3-pt. field goals: Atlanta 73-235 (.311) - Wilkins 25-81 (.309), Johnson 22-72 (.306), Rivers 15-36 (.417), Williams 4-15 (.267), Wittman 2-7 (.286), Levingston 0-2 (.000), Willis 2-9 (.222), Glenn 0-2 (.000), Carr 2-6 (.333), Criss 0-2 (.000), Russell 1-1 (1.000), Granger 0-1 (.000), Lowe 0-1 (.000). Opponents 46-212 (.217).

RESULTS

(#, overtime; #2, double OT; #3, three OT; #4, four OT)

(1) at New Orleans, LA

Date		Opponent	W/L	Atl.	Opp.	Record
10/26		at New Jersey	W	119	104	1-0
10/27		PHILADELPHIA	L	108	111	1-1
10/30		at Washington	L	104	119	1-2
11/1		DETROIT	L	114	118	1-3
11/3		WASHINGTON	W	127	107	2-3
11/7		at Milwaukee	L	99	103	2-4
11/8	(#)	at Dallas	L	105	112	2-5
11/10		at Phoenix	W	114	107	3-5
11/13		MILWAUKEE	L	99	110	3-6
11/15		CLEVELAND	L	99	102	3-7
11/17		INDIANA	W	118	108	4-7
11/21	(1)	UTAH	W	122	90	5-7
11/24		NEW JERSEY	W	101	99	6-7
11/25		at Cleveland	L	111	118	6-8
11/27		at New York	L	96	97	6-9
11/28	(1)	MILWAUKEE	W	95	83	7-9
11/30		HOUSTON	L	102	116	7-10
12/4		at San Antonio	L	106	114	7-11
12/5		at Kansas City	L	100	121	7-12
12/7		LA CLIPPERS	W	101	89	8-12
12/9		at Boston	L	127	128	8-13
12/10		at Indiana	W	104	98	9-13
12/12	(1)	CLEVELAND	W	116	99	10-13
12/13		at Houston	L	93	96	10-14
12/15		BOSTON	L	94	101	10-15
12/18		LA LAKERS	L	116	117	10-16
12/20	(#2)	CHICAGO (NO)	L	129	132	10-17
12/22		WASHINGTON	W	119	101	11-17
12/25		at Cleveland	L	106	109	11-18
12/26	(1)	NEW YORK	W	117	105	12-18
12/28		at Washington	L	111	125	12-19
12/29		at Chicago	W	104	101	13-19
1/2		CHICAGO	W	121	107	14-19
1/4		at Detroit	L	111	134	14-20
1/5		NEW JERSEY	W	124	114	15-20
1/11		at New Jersey	L	103	122	15-21
1/12		BOSTON	L	111	119	15-22
1/15		at Indiana	W	120	113	16-22
1/16		at Philadelphia	L	99	122	16-23
1/18		SEATTLE	W	104	90	17-23
1/19		at New York	L	86	88	17-24
1/22	(1)	DETROIT	L	113	130	17-25
1/23		PHOENIX	W	101	100	18-25
1/26		at Chicago	L	104	117	18-26
1/29	(1)	INDIANA	W	115	106	19-26
2/1		CLEVELAND	W	126	108	20-26
2/2	(#)	at Detroit	L	102	110	20-27
2/4		at Philadelphia	L	92	106	20-28
2/5	(1)	DALLAS	L	103	112	20-29
2/7	(#)	at Milwaukee	W	94	91	21-29
		ALL-STAR BREAK				
2/12		at Denver	L	107	131	21-30
2/13		at Utah	W	94	88	22-30
2/15		at LA Lakers	L	111	120	22-31
2/17		at LA Clippers	W	91	90	23-31
2/19		GOLDEN STATE	W	107	104	24-31
2/22		NEW YORK	L	105	113	24-32
2/26		DENVER	L	94	106	24-33
2/27		at New Jersey	L	91	114	24-34
3/1		at Boston	W	114	105	25-34
3/2		SAN ANTONIO	L	92	105	25-35
3/5	(1)	PORTLAND	L	91	100	25-36
3/6		at Philadelphia	L	86	96	25-37
3/9		DETROIT	L	113	115	25-38
3/11		MILWAUKEE	L	115	121	25-39
3/12	(1)	BOSTON	L	115	126	25-40
3/14		at Golden State	W	120	112	26-40
3/16		at Seattle	L	99	122	26-41
3/17		at Portland	L	101	114	26-42
3/19	(1)	WASHINGTON	W	103	97	27-42
3/22		KANSAS CITY	L	102	121	27-43
3/23	(#)	at Cleveland	W	91	86	28-43
3/26	(1)(#)	NEW JERSEY	L	108	109	28-44
3/27		at Indiana	W	125	99	29-44
3/30		at Milwaukee	L	95	106	29-45
4/1		at Detroit	W	114	100	30-45
4/2		PHILADELPHIA	L	91	102	30-46
4/4		at New York	W	100	79	31-46
4/6		CHICAGO	L	114	117	31-47
4/9		at Washington	L	110	130	31-48
4/10		NEW YORK	W	98	94	32-48
4/12		at Chicago	W	119	108	33-48
4/13		INDIANA	W	122	117	34-48

ATLANTA
Most points: 129 vs. Chicago (12/20)
Least points: 86 (two times)

OPPONENT
Most points: 134 (Detroit, 1/4)
Least points: 79 (New York, 4/4)

YEARLY RESULTS: 1985 - 86

50-32 OVERALL (34-7 at home, 16-25 on the road)

SEASON STATS

	G	Min	FGM	FGA	Pct	FTM	FTA	Pct	Reb	Asst	PF	Stl	Blk	Pts	Avg
Wilkins	78	3049	888	1897	.468	577	705	.818	618	206	170	138	49	2366	30.3
Wittman	81	2760	467	881	.530	104	135	.770	170	306	118	81	14	1043	12.9
Willis	82	2300	419	811	.517	172	263	.654	704	45	294	66	44	1010	12.3
Rivers	53	1571	220	464	.474	172	283	.608	162	443	185	120	13	612	11.5
Johnson	39	862	155	328	.473	79	110	.718	75	219	72	10	1	394	10.1
Levingston	81	1945	294	551	.534	164	242	.678	534	72	260	76	39	752	9.3
Williams	19	367	57	143	.399	41	48	.854	45	67	48	28	1	159	8.4
Koncak	82	1695	263	519	.507	156	257	.607	467	55	296	37	69	682	8.3
Webb	79	1229	199	412	.483	216	275	.785	123	337	164	82	5	616	7.8
Carr	17	258	49	93	.527	18	27	.667	52	14	51	7	15	116	6.8
Rollins	74	1781	173	347	.499	69	90	.767	458	41	239	38	167	415	5.6
Davis	27	402	46	107	.430	51	59	.864	19	112	32	13	0	144	5.3
Battle	64	639	101	222	.455	75	103	.728	62	74	80	23	3	277	4.3
Charles	36	273	49	88	.557	24	36	.667	39	8	37	2	6	122	3.4
Hastings	62	650	65	159	.409	60	70	.857	124	26	118	14	8	193	3.1
Toney	3	24	2	7	.286	1	1	1.000	2	0	6	1	0	5	1.7

3-pt. field goals: Atlanta 33-166 (.199) - Wilkins 13-70 (.186), Wittman 5-16 (.313), Willis 0-6 (.000), Rivers 0-16 (.000), Johnson 5-20 (.250), Levingston 0-1 (.000), Williams 4-11 (.264), Koncak 0-1 (.000), Webb 2-11 (.182), Davis 1-2 (.500), Rollins 0-1 (.000), Battle 0-7 (.000), Hastings 3-4 (.750). Opponents 87-283 (.307).

RESULTS

(#, overtime; #2, double OT; #3, three OT; #4, four OT)

(1) at Hartford, CT

Date		Opponent	W/L	Atl.	Opp.	Record
10/25		WASHINGTON	L	91	100	0-1
10/26		at Milwaukee	L	91	117	0-2
10/29		NEW YORK	W	102	87	1-2
11/1		at Boston	L	105	109	1-3
11/2	(#)	PHILADELPHIA	W	114	113	2-3
11/5		at Denver	L	113	128	2-4
11/6		at Phoenix	W	114	106	3-4
11/8		at Golden State	L	119	130	3-5
11/9		at LA Clippers	W	97	94	4-5
11/13		PHOENIX	W	108	101	5-5
11/15		DETROIT	W	122	118	6-5
11/16		at New York	L	96	103	6-6
11/20		CHICAGO	W	116	101	7-6
11/23		UTAH	L	106	116	7-7
11/24		at Cleveland	L	90	98	7-8
11/26		NEW YORK	W	104	94	8-8
11/27		at Milwaukee	L	96	114	8-9
11/29		at New Jersey	L	97	107	8-10
11/30		BOSTON	L	97	102	8-11
12/4		PORTLAND	W	109	98	9-11
12/6		MILWAUKEE	W	94	93	10-11
12/10	(1)	at Boston	L	110	114	10-12
12/11		SEATTLE	W	105	97	11-12
12/13		at Indiana	L	89	109	11-13
12/14		PHILADELPHIA	W	107	103	12-13
12/17		NEW JERSEY	W	104	103	13-13
12/19		DALLAS	L	108	120	13-14
12/21		HOUSTON	W	123	122	14-14
12/27		at Washington	L	109	111	14-15
12/28		at New York	W	100	80	15-15
1/3		DETROIT	W	111	101	16-15
1/4		at Chicago	W	111	100	17-15
1/7		LA CLIPPERS	W	117	103	18-15
1/9		at Detroit	W	110	99	19-15
1/10		at Boston	L	108	115	19-16
1/14		SACRAMENTO	W	115	104	20-16
1/16		CLEVELAND	W	116	99	21-16
1/18	(#)	BOSTON	L	122	125	21-17
1/20		MILWAUKEE	W	101	98	22-17
1/22		GOLDEN STATE	W	131	100	23-17
1/24		NEW YORK	W	117	100	24-17
1/25		at Washington	L	103	111	24-18
1/28		INDIANA	W	123	92	25-18
1/29		at Detroit	L	94	107	25-19
1/31		DETROIT	W	116	103	26-19
2/1		at New Jersey	L	100	108	26-20
2/4		at Cleveland	W	105	104	27-20
2/6		at Indiana	W	100	85	28-20
		ALL-STAR BREAK				
2/11		at Houston	L	100	113	28-21
2/13		at Sacramento	W	123	114	29-21
2/14		at LA Lakers	L	117	141	29-22
2/16		at Portland	W	110	101	30-22
2/17		at Seattle	L	87	100	30-23
2/19	(#)	at Utah	L	105	109	30-24
2/21		INDIANA	W	106	98	31-24
2/22		NEW JERSEY	W	112	83	32-24
2/24		LA LAKERS	W	102	93	33-24
2/26		CLEVELAND	W	102	93	34-24
2/28		at Detroit	L	103	115	34-25
3/1		SAN ANTONIO	W	116	108	35-25
3/4		PHILADELPHIA	W	128	121	36-25
3/5	(#)	at Philadelphia	W	122	114	37-25
3/7		at Chicago	W	112	108	38-25
3/8		MILWAUKEE	W	111	109	39-25
3/11		DENVER	W	128	116	40-25
3/12		at New Jersey	W	113	97	41-25
3/14		BOSTON	L	114	121	41-26
3/15		at New York	W	106	101	42-26
3/17		CHICAGO	W	106	96	43-26
3/19		at San Antonio	L	112	115	43-27
3/21		at Dallas	W	107	103	44-27
3/22		at Milwaukee	L	98	113	44-28
3/25		at Cleveland	W	97	91	45-28
3/26		at Philadelphia	L	103	112	45-29
3/28		at Indiana	W	100	92	46-29
3/29		CLEVELAND	L	105	123	46-30
4/1		WASHINGTON	W	107	91	47-30
4/4	(#)	at Washington	L	129	135	47-31
4/5		at Chicago	L	97	102	47-32
4/8		CHICAGO	W	131	118	48-32
4/10		NEW JERSEY	W	126	117	49-32
4/12		INDIANA	W	108	91	50-32

ATLANTA
Most points: 131 (two times)
Least points: 87 at Seattle (2/17)

OPPONENT
Most points: 135 (Washington, 4/4)
Least points: 80 (New York, 12/28)

YEARLY RESULTS: 1986 - 87

57-25 OVERALL (35-6 at home, 22-19 on the road)

SEASON STATS

	G	Min	FGM	FGA	Pct	FTM	FTA	Pct	Reb	Asst	PF	Stl	Blk	Pts	Avg
Wilkins	79	2969	828	1787	.463	607	742	.818	494	261	149	117	51	2294	29.0
Willis	81	2626	538	1003	.536	227	320	.709	849	62	313	65	61	1304	16.1
Rivers	82	2590	342	758	.451	365	441	.828	299	823	287	171	30	1053	12.8
Wittman	71	2049	398	792	.503	100	127	.787	124	211	107	39	16	900	12.7
McGee	76	1420	311	677	.459	80	137	.584	159	149	156	61	2	788	10.4
Levingston	82	1848	251	496	.506	155	212	.731	533	40	261	48	68	657	8.0
Webb	33	532	71	162	.438	80	105	.762	60	167	65	34	2	223	6.8
Battle	64	804	144	315	.457	93	126	.738	60	124	76	29	5	381	6.0
Koncak	82	1684	169	352	.480	125	191	.654	493	31	262	52	76	463	5.6
Rollins	75	1764	171	313	.546	63	87	.724	488	22	240	43	140	405	5.4
Carr	65	695	134	265	.506	73	103	.709	156	34	146	14	48	342	5.3
Williams	33	481	53	146	.363	27	40	.675	40	139	53	17	5	138	4.2
Hastings	40	256	23	68	.338	23	29	.793	70	13	35	10	7	71	1.8
Henderson	6	10	2	5	.400	1	1	1.000	3	0	1	0	0	5	0.8
Wilson	2	2	0	2	.000	0	0	.000	0	1	1	0	0	0	0.0

3-pt. field goals: Atlanta 135-425 (.318) - Wilkins 31-106 (.292), Willis 1-4 (.250), Rivers 4-21 (.190), Wittman 4-12 (.333), McGee 86-229 (.376), Levingston 0-3 (.000), Webb 1-6 (.167), Battle 0-10 (.000), Koncak 0-1 (.000), Carr 1-3 (.333), Williams 5-18 (.278), Hastings 2-12 (.167). Opponents 128-426 (.300).

RESULTS

(#, overtime; #2, double OT; #3, three OT; #4, four OT)

Date		Opponent	W/L	Atl.	Opp.	Record
11/1		NEW JERSEY	W	131	111	1-0
11/2		at Philadelphia	W	122	113	2-0
11/4		MILWAUKEE	W	107	98	3-0
11/7		PHOENIX	W	106	86	4-0
11/8		WASHINGTON	W	110	91	5-0
11/11		at Chicago	L	110	112	5-1
11/14		at Detroit	W	105	100	6-1
11/15		at New Jersey	W	109	90	7-1
11/19		at Boston	L	107	111	7-2
11/20		CLEVELAND	W	108	89	8-2
11/22		BOSTON	W	97	96	9-2
11/25		at LA Lakers	W	113	107	10-2
11/26		at Phoenix	L	106	120	10-3
11/28		at Utah	W	97	88	11-3
11/30		at Sacramento	W	113	109	12-3
12/2		DENVER	W	116	100	13-3
12/4		at Houston	W	109	93	14-3
12/5		at Indiana	L	113	119	14-4
12/9		at Cleveland	W	122	96	15-4
12/10		CHICAGO	W	123	95	16-4
12/12		SACRAMENTO	W	130	120	17-4
12/13		at New York	W	122	110	18-4
12/16		DETROIT	L	100	111	18-5
12/18		at Milwaukee	L	95	104	18-6
12/20		SAN ANTONIO	W	111	96	19-6
12/27		GOLDEN STATE	W	119	108	20-6
12/29		at Cleveland	L	106	107	20-7
1/2		at Washington	W	118	101	21-7
1/3		NEW YORK	W	114	92	22-7
1/6		at New York	L	86	118	22-8
1/7		PHILADELPHIA	L	102	109	22-9
1/10		CLEVELAND	W	129	104	23-9
1/12		LA CLIPPERS	W	125	115	24-9
1/14		at Philadelphia	L	93	96	24-10
1/15		MILWAUKEE	W	130	91	25-10
1/18		at Milwaukee	L	91	100	25-11
1/19		at Detroit	L	98	108	25-12
1/21		LA LAKERS	L	109	112	25-13
1/23		at Boston	L	106	126	25-14
1/24		SEATTLE	W	97	87	26-14
1/27		INDIANA	W	114	98	27-14
1/29		at Cleveland	L	91	102	27-15
1/30		NEW YORK	W	106	98	28-15
2/1		HOUSTON	L	104	106	28-16
2/3	(#)	BOSTON	W	126	123	29-16
		ALL-STAR BREAK				
2/10		at Seattle	W	125	113	30-16
2/11		at LA Clippers	W	109	82	31-16
2/14		at Golden State	L	96	103	31-17
2/15		at Portland	L	93	98	31-18
2/17		DETROIT	W	107	103	32-18
2/20		INDIANA	L	105	107	32-19
2/21		at Detroit	L	97	102	32-20
2/23		PHILADELPHIA	W	112	103	33-20
2/24		at Chicago	L	103	113	33-21
2/27		BOSTON	W	115	105	34-21
2/28		PORTLAND	W	123	102	35-21
3/2		WASHINGTON	W	121	99	36-21
3/3		at Indiana	W	109	108	37-21
3/6		at New Jersey	W	111	83	38-21
3/7		UTAH	W	122	97	39-21
3/9		CHICAGO	W	108	103	40-21
3/10	(#)	at San Antonio	W	113	106	41-21
3/13		at Dallas	W	113	105	42-21
3/15		at Denver	W	104	100	43-21
3/17		WASHINGTON	W	118	98	44-21
3/18		at Philadelphia	L	107	109	44-22
3/20		MILWAUKEE	W	114	97	45-22
3/21		at New York	W	97	85	46-22
3/24		at Washington	W	96	87	47-22
3/26		DALLAS	W	120	112	48-22
3/28		INDIANA	L	114	120	48-23
4/1		at Milwaukee	L	92	104	48-24
4/3		NEW YORK	W	126	89	49-24
4/4		CHICAGO	W	110	97	50-24
4/6		CLEVELAND	W	110	105	51-24
4/8		PHILADELPHIA	W	110	92	52-24
4/10		DETROIT	W	101	99	53-24
4/12		at New Jersey	W	115	88	54-24
4/13		at Indiana	W	102	101	55-24
4/15		NEW JERSEY	W	136	116	56-24
4/16		at Chicago	W	117	114	57-24
4/19		at Boston	L	107	118	57-25

ATLANTA
Most points: 136 vs. New Jersey (4/15)
Least points: 86 at New York (1/6)

OPPONENT
Most points: 126 (Boston, 1/23)
Least points: 82 (L.A. Clippers, 2/11)

YEARLY RESULTS: 1987 - 88

50-32 OVERALL (30-11 at home, 20-21 on the road)

SEASON STATS

	G	Min	FGM	FGA	Pct	FTM	FTA	Pct	Reb	Asst	PF	Stl	Blk	Pts	Avg
Wilkins	78	2948	909	1957	.464	541	655	.826	502	224	162	103	47	2397	30.7
Rivers	80	2502	403	890	.453	319	421	.758	366	747	272	140	41	1134	14.2
Willis	75	2091	356	687	.518	159	245	.649	547	28	240	68	41	871	11.6
Battle	67	1227	278	613	.454	141	188	.750	113	158	84	31	5	713	10.6
Wittman	82	2412	376	787	.478	71	89	.798	170	302	117	50	18	823	10.0
Levingston	82	2135	314	564	.557	190	246	.772	504	71	287	52	84	819	10.0
Carr	80	1483	281	517	.544	142	182	.780	289	103	272	38	83	705	8.8
Webb	82	1347	191	402	.475	107	131	.817	146	337	125	63	12	490	6.0
Koncak	49	1073	98	203	.483	83	136	.610	333	19	161	36	56	279	5.7
McGee	11	117	22	52	.423	2	6	.333	16	13	6	5	0	51	4.6
Rollins	76	1765	133	260	.512	70	80	.875	459	20	229	31	132	336	4.4
Wood	14	79	16	30	.533	7	8	.875	6	19	6	4	0	48	3.4
Whatley	5	24	4	9	.444	3	4	.750	4	2	3	2	0	11	2.2
Washburn	29	174	22	49	.449	13	23	.565	55	3	19	4	8	57	2.0
Hastings	55	403	40	82	.488	25	27	.926	97	16	67	8	10	110	2.0

3-pt. field goals: Atlanta 85-282 (.301) - Wilkins 38-129 (.295), Rivers 9-33 (.273), Willis 0-2 (.000), Battle 16-41 (.390), Levingston 1-2 (.500), Carr 1-4 (.250), Wood 9-19 (.474), Webb 1-19 (.053), Koncak 0-2 (.000), McGee 5-19 (.263), Hastings 5-12 (.417). Opponents 136-406 (.335).

RESULTS

(#, overtime; #2, double OT; #3, three OT; #4, four OT)

Date		Opponent	W/L	Atl.	Opp.	Record
11/6		WASHINGTON	W	114	97	1-0
11/7		CLEVELAND	W	113	105	2-0
11/10		CHICAGO	L	95	105	2-1
11/11		at New York	W	94	93	3-1
11/14		PHILADELPHIA	W	104	83	4-1
11/15		at Milwaukee	L	103	112	4-2
11/18		GOLDEN STATE	W	95	92	5-2
11/20		at Chicago	L	92	94	5-3
11/21		HOUSTON	W	104	94	6-3
11/25		at Boston	L	102	117	6-4
11/27		at Indiana	L	86	88	6-5
11/28		SAN ANTONIO	W	124	100	7-5
12/1		BOSTON	W	120	106	8-5
12/3		at Washington	W	102	94	9-5
12/4		NEW JERSEY	W	139	102	10-5
12/8		at LA Clippers	W	90	79	11-5
12/9		at Phoenix	L	105	117	11-6
12/11		at Golden State	W	109	93	12-6
12/13		at Sacramento	W	106	100	13-6
12/15		INDIANA	W	93	91	14-6
12/18		at Milwaukee	W	94	87	15-6
12/19	(#)	UTAH	W	130	124	16-6
12/22		at Houston	L	103	122	16-7
12/25		at Philadelphia	W	106	100	17-7
12/26		NEW YORK	W	125	98	18-7
12/29		at Chicago	W	108	98	19-7
12/30		at Cleveland	W	117	110	20-7
1/3		LA CLIPPERS	W	121	84	21-7
1/5		DETROIT	W	81	71	22-7
1/6		at Detroit	L	87	90	22-8
1/8		CLEVELAND	W	101	97	23-8
1/9		DENVER	W	113	105	24-8
1/13		at San Antonio	W	120	110	25-8
1/14		at Denver	L	112	115	25-9
1/16		at Dallas	W	101	98	26-9
1/18		at New York	L	102	110	26-10
1/19		CHICAGO	W	106	94	27-10
1/21		at Cleveland	W	101	93	28-10
1/22		at Boston	L	106	124	28-11
1/24		NEW JERSEY	W	118	111	29-11
1/26		BOSTON	L	97	102	29-12
1/29		at LA Lakers	L	107	117	29-13
1/30		at Utah	L	109	115	29-14
2/2		at Portland	L	118	121	29-15
2/4		at Seattle	W	119	109	30-15
		ALL-STAR BREAK				
2/9		PHILADELPHIA	W	112	110	31-15
2/12		at Detroit	L	92	108	31-16
2/13		WASHINGTON	W	105	103	32-16
2/15		at Chicago	L	107	126	32-17
2/16		SACRAMENTO	L	115	118	32-18
2/19	(#)	LA LAKERS	L	119	126	32-19
2/21		SEATTLE	W	129	113	33-19
2/23		INDIANA	W	131	111	34-19
2/26		at Indiana	W	116	101	35-19
2/27		PORTLAND	L	120	123	35-20
3/1		DETROIT	L	104	117	35-21
3/5		MILWAUKEE	L	101	104	35-22
3/8		PHOENIX	W	143	113	36-22
3/11		NEW YORK	W	122	115	37-22
3/13		at Boston	L	100	117	37-23
3/15		PHILADELPHIA	W	104	90	38-23
3/18		at New Jersey	W	106	104	39-23
3/19		at New York	L	110	116	39-24
3/21		MILWAUKEE	W	115	105	40-24
3/22		at Milwaukee	L	98	111	40-25
3/24		at Washington	L	91	94	40-26
3/26		CLEVELAND	W	109	102	41-26
3/29		DALLAS	W	120	106	42-26
3/30		at Detroit	W	103	102	43-26
4/1		at Philadelphia	W	105	93	44-26
4/4		at Indiana	W	102	100	45-26
4/5		MILWAUKEE	W	121	110	46-26
4/7		NEW JERSEY	W	120	94	47-26
4/9		DETROIT	L	102	115	47-27
4/11		WASHINGTON	L	85	86	47-28
4/12		at Cleveland	L	103	116	47-29
4/15	(#)	at Philadelphia	W	103	101	48-29
4/16		NEW YORK	L	93	95	48-30
4/19	(#)	at New Jersey	W	119	109	49-30
4/20		INDIANA	L	98	116	49-31
4/22		BOSTON	W	133	106	50-31
4/23		at Washington	L	96	106	50-32

ATLANTA
Most points: 143 vs. Phoenix (3/8)
Least points: 81 vs. Detroit (1/5)

OPPONENT
Most points: 126 (two times)
Least points: 71 (Detroit, 1/5)

YEARLY RESULTS: 1988 - 89

52-30 OVERALL (33-8 at home, 19-22 on the road)

SEASON STATS

	G	Min	FGM	FGA	Pct	FTM	FTA	Pct	Reb	Asst	PF	Stl	Blk	Pts	Avg
Wilkins	80	2997	814	1756	.464	442	524	.844	553	211	138	117	52	2099	26.2
Malone	81	2878	538	1096	.491	561	711	.789	956	112	154	79	100	1637	20.2
Theus	82	2517	497	1067	.466	285	335	.851	242	387	236	108	16	1296	15.8
Rivers	76	2462	371	816	.455	247	287	.861	286	525	263	181	40	1032	13.6
Battle	82	1672	287	628	.457	194	238	.815	140	197	125	42	9	779	9.5
Levingston	80	2184	300	568	.528	133	191	.696	498	75	270	97	70	734	9.2
Carr	78	1488	226	471	.480	130	152	.855	274	91	221	31	62	582	7.5
Koncak	74	1531	141	269	.524	63	114	.553	453	56	238	54	98	345	4.7
Webb	81	1219	133	290	.459	52	60	.867	123	284	104	70	6	319	3.9
Ferrell	41	231	35	83	.422	30	44	.682	41	10	33	7	6	100	2.4
Tolbert	50	341	40	94	.426	23	37	.622	88	16	55	13	13	103	2.1
Bradley	38	267	28	86	.326	8	16	.500	32	24	41	16	2	72	1.9
Mannion	5	18	2	6	.333	0	0	.000	2	2	2	2	0	4	0.8

3-pt. field goals: Atlanta 110-397 (.277) - Wilkins 29-105 (.276), Malone 0-12 (.000), Theus 17-58 (.293), Rivers 43-124 (.347), Battle 11-34 (.324), Levingston 1-5 (.200), Carr 0-1 (.000), Koncak 0-3 (.000), Webb 1-22 (.045), Bradley 8-31 (.258), Mannion 0-2 (.000). Opponents 147-511 (.288).

RESULTS

(#, overtime; #2, double OT; #3, three OT; #4, four OT)

Date		Opponent	W/L	Atl.	Opp.	Record
11/4		at New Jersey	W	113	105	1-0
11/5		at Milwaukee	W	107	94	2-0
11/8		INDIANA	W	112	107	3-0
11/9	(#)	at Detroit	L	95	101	3-1
11/11		at Philadelphia	L	105	107	3-2
11/12		CHARLOTTE	W	132	111	4-2
11/15		at Cleveland	W	97	95	5-2
11/18	(#)	at Chicago	L	112	115	5-3
11/19		GOLDEN STATE	W	111	92	6-3
11/210		at Houston	L	113	117	6-4
11/23		at San Antonio	L	109	119	6-5
11/25		at Dallas	L	95	100	6-6
11/26		BOSTON	W	104	91	7-6
11/29		SAN ANTONIO	W	120	104	8-6
12/1		WASHINGTON	W	127	115	9-6
12/3		PORTLAND	W	115	97	10-6
12/6		SACRAMENTO	W	123	113	11-6
12/7		at Boston	W	106	103	12-6
12/9		DETROIT	L	82	92	12-7
12/10		DENVER	L	130	133	12-8
12/13		at Chicago	W	106	88	13-8
12/14		PHILADELPHIA	W	103	96	14-8
12/16		MILWAUKEE	W	115	112	15-8
12/17		at Cleveland	L	94	120	15-9
12/20		SEATTLE	W	121	118	16-9
12/23		INDIANA	W	131	114	17-9
12/27		NEW YORK	W	128	126	18-9
12/30		at Milwaukee	W	117	113	19-9
1/3		DETROIT	W	123	104	20-9
1/4		at Indiana	L	113	116	20-10
1/6		at Detroit	L	88	111	20-11
1/7		NEW JERSEY	W	103	93	21-11
1/10		CHICAGO	L	101	104	21-12
1/13		at Philadelphia	L	101	114	21-13
1/14		at New York	L	122	132	21-14
1/16		at Washington	W	117	106	22-14
1/17		MILWAUKEE	W	111	98	23-14
1/21		CHARLOTTE	W	137	113	24-14
1/24		CLEVELAND	W	121	105	25-14
1/27		at Seattle	L	112	119	25-15
1/28		at Portland	L	94	110	25-16
1/30		at LA Clippers	W	130	101	26-16
2/1		at Utah	W	94	93	27-16
2/2		at Denver	L	103	112	27-17
2/4	(#)	at Phoenix	W	118	116	28-17
2/8		NEW YORK	L	101	113	28-18
2/9		at Charlotte	L	108	110	28-19
		ALL-STAR BREAK				
2/14		at Chicago	W	106	98	29-19
2/15		at New Jersey	W	119	112	30-19
2/17		CLEVELAND	W	108	100	31-19
2/19		at Miami	L	115	124	31-20
2/20		LA CLIPPERS	W	114	100	32-20
2/23		INDIANA	W	100	97	33-20
2/25		CHICAGO	W	125	95	34-20
2/27		DALLAS	W	105	83	35-20
3/2		at Boston	L	90	104	35-21
3/3		CHARLOTTE	W	133	109	36-21
3/5		UTAH	L	83	85	36-22
3/7		LA LAKERS	L	97	106	36-23
3/8		at Washington	L	111	119	36-24
3/11		MIAMI	W	111	78	37-24
3/14		PHOENIX	L	112	114	37-25
3/16		at Sacramento	W	119	103	38-25
3/17	(#)	at Golden State	L	118	127	38-26
3/19		at LA Lakers	W	113	111	39-26
3/21		DETROIT	L	95	110	39-27
3/25		at New York	W	115	108	40-27
3/28		at New Jersey	L	108	111	40-28
3/29		WASHINGTON	W	120	102	41-28
3/31		NEW JERSEY	W	116	99	42-28
4/2		at Indiana	W	132	109	43-28
4/4		at Cleveland	L	91	105	43-29
4/5		PHILADELPHIA	W	135	93	44-29
4/7	(#)	HOUSTON	W	120	112	45-29
4/9		CHICAGO	W	108	100	46-29
4/10		at Charlotte	W	112	105	47-29
4/13		BOSTON	W	132	118	48-29
4/15		MILWAUKEE	W	125	100	49-29
4/18		at Indiana	W	121	114	50-29
4/19		at Milwaukee	W	100	92	51-29
4/21		CLEVELAND	W	92	89	52-29
4/23		at Detroit	L	81	99	52-30

ATLANTA
Most points: 137 vs. Charlotte (1/21)
Least points: 81 at Detroit (4/23)

OPPONENT
Most points: 133 (Denver, 12/10)
Least points: 78 (Miami, 3/11)

YEARLY RESULTS: 1989 - 90

41-41 OVERALL (25-16 at home, 16-25 on the road)

SEASON STATS

	G	Min	FGM	FGA	Pct	FTM	FTA	Pct	Reb	Asst	PF	Stl	Blk	Pts	Avg
Wilkins	80	2888	810	1672	.484	459	569	.807	521	200	141	126	47	2138	26.7
Malone	81	2735	517	1077	.480	493	631	.781	812	130	158	47	84	1528	18.9
Rivers	48	1526	218	480	.454	138	170	.812	200	264	151	116	22	598	12.5
Willis	81	2273	418	805	.519	168	246	.683	645	57	259	63	47	1006	12.4
Battle	60	1477	275	544	.506	102	135	.756	99	154	115	28	3	654	10.9
Webb	82	2184	294	616	.477	162	186	.871	201	477	185	105	12	751	9.2
Long	48	1030	174	384	.453	46	55	.836	83	85	66	45	5	404	8.4
Smith	33	674	98	204	.480	55	65	.846	37	142	45	22	1	255	7.7
Carr	44	803	128	248	.516	79	102	.775	149	53	128	15	34	335	7.6
Levingston	75	1706	216	424	.509	83	122	.680	319	80	216	55	41	516	6.9
Volkov	72	937	137	284	.482	70	120	.583	119	83	166	36	22	357	5.0
Matthews	1	13	1	3	.333	2	2	1.000	0	5	0	0	0	4	4.0
Koncak	54	977	78	127	.614	42	79	.532	226	23	182	38	34	198	3.7
Toney	32	286	30	72	.417	21	25	.840	14	52	35	10	0	88	2.8
Marble	24	162	16	58	.276	19	29	.655	24	11	16	7	1	51	2.1
Workman	6	16	2	3	.667	2	2	1.000	3	2	3	3	0	6	1.0
Ferrell	14	29	5	14	.357	2	6	.333	7	2	3	1	0	12	0.9
Williams	5	14	0	4	.000	0	0	.000	1	0	2	0	0	0	0.0

3-pt. field goals: Atlanta 124-411 (.302) - Wilkins 59-183 (.322), Malone 1-9 (.111), Rivers 24-66 (.364), Willis 2-7 (.286), Smith 4-24 (.167), Battle 2-13 (.154), Webb 1-19 (.053), Long 10-29 (.345), Carr 0-4 (.000), Levingston 1-5 (.200), Volkov 13-34 (.382), Matthews 0-1 (.000), Koncak 0-1 (.000), Toney 7-13 (.538), Marble 0-2 (.000), Ferrell 0-1 (.000). Opponents 181-533 (.340).

RESULTS

(#, overtime; #2, double OT; #3, three OT; #4, four OT)

(1) at Baltimore, MD

Date		Opponent	W/L	Atl.	Opp.	Record
11/3		INDIANA	L	103	126	0-1
11/7		WASHINGTON	L	114	118	0-2
11/10		at Boston	L	106	117	0-3
11/11		ORLANDO	W	148	109	1-3
11/13		at Orlando	W	112	104	2-3
11/17	(#)	at Cleveland	L	125	131	2-4
11/18		GOLDEN STATE	W	112	96	3-4
11/21		at Detroit	W	103	96	4-4
11/22		at Milwaukee	L	100	118	4-5
11/24		at Miami	W	103	87	5-5
11/25		BOSTON	W	108	100	6-5
11/28		at Chicago	L	98	113	6-6
11/29		at Washington	W	111	104	7-6
12/1		UTAH	W	114	103	8-6
12/2		PHILADELPHIA	W	102	92	9-6
12/6		at Orlando	W	118	100	10-6
12/8		PORTLAND	W	127	120	11-6
12/9		MINNESOTA	W	104	91	12-6
12/12		SAN ANTONIO	W	102	94	13-6
12/13		at Philadelphia	L	103	112	13-7
12/15		NEW YORK	L	109	113	13-8
12/19		SACRAMENTO	W	115	112	14-8
12/21		at Miami	W	117	115	15-8
12/22		CHICAGO	L	113	125	15-9
12/25		CLEVELAND	W	115	104	16-9
12/27		at Dallas	L	101	114	16-10
12/30		at Indiana	L	98	105	16-11
1/2		MILWAUKEE	W	113	107	17-11
1/4		at New York	L	95	100	17-12
1/6		NEW JERSEY	W	105	96	18-12
1/7		at New Jersey	L	93	98	18-13
1/10		LA CLIPPERS	L	109	115	18-14
1/13		at Seattle	L	106	113	18-15
1/16		at Sacramento	L	91	108	18-16
1/17		at Utah	L	88	95	18-17
1/19		CHICAGO	L	84	92	18-18
1/23		at Charlotte	W	106	101	19-18
1/24		CLEVELAND	W	103	86	20-18
1/27		at Orlando	W	114	96	21-18
1/29		at Chicago	L	111	121	21-19
1/30		DETROIT	L	95	112	21-20
2/1		at Utah	W	94	93	27-16
2/1		at Phoenix	L	90	102	21-21
2/2		at LA Lakers	L	106	112	21-22
2/4		at Denver	L	113	125	21-23
2/6		at San Antonio	L	94	105	21-24
2/8		at Houston	W	110	108	22-24
		ALL-STAR BREAK				
2/13		NEW YORK	L	109	114	22-25
2/15		ORLANDO	W	130	123	23-25
2/16		at Cleveland	L	101	109	23-26
2/18		at Minnesota	L	98	108	23-27
2/20		WASHINGTON	L	107	110	23-28
2/21		at Indiana	L	96	123	23-29
2/23		DETROIT	W	112	103	24-29
2/24		HOUSTON	W	104	96	25-29
2/26		MIAMI	W	123	114	26-29
2/28		INDIANA	W	102	99	27-29
3/2		MILWAUKEE	W	132	110	28-29
3/3		at New Jersey	L	109	114	28-30
3/6		PHOENIX	L	95	112	28-31
3/9		SEATTLE	W	107	97	29-31
3/11		LA LAKERS	L	115	123	29-32
3/13		BOSTON	L	100	112	29-33
3/16	(#)	at Indiana	W	106	104	30-33
3/17	(1)	at Washington	W	119	92	31-33
3/19		DALLAS	L	110	117	31-34
3/21		CHICAGO	L	89	99	31-35
3/23		at Boston	L	98	101	31-36
3/24		CHARLOTTE	W	122	109	32-36
3/26		DENVER	W	113	102	33-36
3/29		at Portland	L	106	112	33-37
3/30		at LA Clippers	W	122	118	34-37
4/1		at Golden State	W	142	116	35-37
4/4		at Cleveland	L	95	101	35-38
4/5		DETROIT	L	99	104	35-39
4/7		PHILADELPHIA	L	108	112	35-40
4/10		at Philadelphia	W	123	111	36-40
4/11		MILWAUKEE	W	106	94	37-40
4/13		at Detroit	W	115	111	38-40
4/14		at Milwaukee	L	93	109	38-41
4/17		NEW JERSEY	W	118	95	39-41
4/20		at New York	W	126	112	40-41
4/21		MIAMI	W	130	109	41-41

ATLANTA
Most points: 148 vs. Orlando (11/11)
Least points: 84 vs. Chicago (1/19)

OPPONENT
Most points: 131 (Cleveland, 11/17)
Least points: 86 (Cleveland, 1/24)

YEARLY RESULTS: 1990 - 91

43-39 OVERALL (29-12 at home, 14-27 on the road)

SEASON STATS

	G	Min	FGM	FGA	Pct	FTM	FTA	Pct	Reb	Asst	PF	Stl	Blk	Pts	Avg
Wilkins	81	3078	770	1640	.470	476	574	.829	732	265	156	123	65	2101	25.9
Rivers	79	2586	444	1020	.435	221	262	.844	253	340	216	148	47	1197	15.2
Battle	79	1863	397	862	.461	270	316	.854	159	217	145	45	6	1078	13.6
Webb	75	2197	359	803	.447	231	266	.868	174	417	180	118	6	1003	13.4
Willis	80	2373	444	881	.504	159	238	.668	704	99	235	60	40	1051	13.1
Malone	82	1912	280	598	.468	309	372	.831	667	68	134	30	74	869	10.6
Ferrell	78	1165	174	356	.489	125	156	.801	179	55	151	33	27	475	6.1
Robinson	47	674	108	242	.446	47	80	.588	71	132	65	32	8	265	5.6
Moncrief	72	1096	117	240	.488	82	105	.781	128	104	112	50	9	337	4.7
McCormick	56	689	93	187	.497	66	90	.733	165	32	91	11	14	252	4.5
Koncak	77	1931	140	321	.436	32	54	.593	375	124	265	74	76	313	4.1
Wilson	25	162	21	70	.300	13	26	.500	40	11	13	5	1	55	2.2
Wright	4	20	2	3	.667	1	1	1.000	6	0	3	0	0	5	1.3
Leonard	4	9	0	0	.000	2	4	.500	2	0	2	0	1	2	0.5

3-pt. field goals: Atlanta 271-836 (.324) - Wilkins 85-249 (.341), Rivers 88-262 (.336), Battle 14-49 (.286), Webb 54-168 (.321), Willis 4-10 (.400), Malone 0-7 (.000), Ferrell 2-3 (.667), Robinson 2-11 (.182), Moncrief 21-64 (.328), McCormick 0-3 (.000), Koncak 1-8 (.125), Wilson 0-2 (.000). Opponents 217-621 (.349).

RESULTS

(#, overtime; #2, double OT; #3, three OT; #4, four OT) (1) at Baltimore, MD

Date		Opponent	W/L	Atl.	Opp.	Record
11/2		ORLANDO	W	115	111	1-0
11/3		INDIANA	W	121	120	2-0
11/6		at Sacramento	W	102	85	3-0
11/9		at Golden State	L	128	143	3-1
11/10		at LA Clippers	W	112	94	4-1
11/13		CLEVELAND	L	104	121	4-2
11/14		at Philadelphia	L	104	112	4-3
11/16		CHARLOTTE	L	109	119	4-4
11/17		at Detroit	L	83	91	4-5
11/20		at Charlotte	L	121	128	4-6
11/21		at Milwaukee	L	93	105	4-7
11/24		PHILADELPHIA	L	121	124	4-8
11/27		DETROIT	L	97	120	4-9
11/30		CLEVELAND	L	93	101	4-10
12/4		at Houston	W	113	110	5-10
12/5		at San Antonio	W	110	108	6-10
12/7		MILWAUKEE	L	103	104	6-11
12/8		NEW YORK	W	99	86	7-11
12/12		at Miami	W	118	93	8-11
12/13		NEW JERSEY	W	106	97	9-11
12/15		WASHINGTON	W	125	113	10-11
12/17		at Cleveland	W	109	98	11-11
12/20		UTAH	W	105	87	12-11
12/21		at Detroit	L	87	113	12-12
12/23**		at Boston	L	104	132	12-13
12/26		at New Jersey	W	113	111	13-13
12/28		BOSTON	W	131	114	14-13
12/29		GOLDEN STATE	W	134	130	15-13
1/2		LA CLIPPERS	W	120	107	16-13
1/4		INDIANA	W	111	96	17-13
1/5	(#)	MINNESOTA	W	117	112	18-13
1/8		SAN ANTONIO	W	109	98	19-13
1/11		at Chicago	L	96	99	19-14
1/12		at New York	L	92	99	19-15
1/14		NEW YORK	W	96	82	20-15
1/15		at Indiana	W	117	106	21-15
1/18		CHICAGO	W	114	105	22-15
1/19		NEW JERSEY	W	114	84	23-15
1/22		MIAMI	W	118	107	24-15
1/23		at Washington	L	99	104	24-16
1/26		at Seattle	L	102	103	24-17
1/28		at Portland	L	111	116	24-18
1/29		at Utah	L	105	116	24-19
1/31		at LA Lakers	L	103	116	24-20
2/2		at Denver	L	125	126	24-21
2/5		CLEVELAND	W	118	114	25-21
2/7		CHARLOTTE	W	127	114	26-21
		ALL-STAR BREAK				
2/12		at Chicago	L	113	122	26-22
2/13		at New Jersey	L	106	140	26-23
2/16		SEATTLE	W	122	113	27-23
2/19		at New York	W	110	102	28-23
2/20		at Detroit	L	89	97	28-24
2/22		LA LAKERS	W	111	102	29-24
2/23		DALLAS	W	122	107	30-24
2/25		SACRAMENTO	W	96	88	31-24
2/27		at Philadelphia	L	103	107	31-25
2/28		PORTLAND	W	117	109	32-25
3/3		at Milwaukee	W	115	106	33-25
3/5		DENVER	W	139	127	34-25
3/7		PHOENIX	L	104	106	34-26
3/8		at Miami	W	102	96	35-26
3/10		CHICAGO	L	87	122	35-27
3/12	(#)	PHILADELPHIA	L	129	133	35-28
3/15		at Dallas	W	127	117	36-28
3/16		at Phoenix	L	116	128	36-29
3/19		BOSTON	W	104	92	37-29
3/20		at Chicago	L	107	129	37-30
3/22	(1)	at Washington	L	116	121	37-31
3/23		MIAMI	W	108	93	38-31
3/26		at Indiana	L	113	123	38-32
3/28		HOUSTON	L	111	112	38-33
3/30		at Milwaukee	L	96	104	38-34
4/4		at Charlotte	L	91	98	38-35
4/6		INDIANA	W	137	110	39-35
4/8		WASHINGTON	W	105	94	40-35
4/9		at Cleveland	W	104	98	41-35
4/11		at Minnesota	L	98	112	41-36
4/13		MILWAUKEE	W	97	91	42-36
4/16		at Orlando	L	106	113	42-37
4/17		CHARLOTTE	L	111	123	42-38
4/19		DETROIT	L	120	126	42-39
4/21		at Boston	W	117	105	43-39

ATLANTA
Most points: 139 vs. Denver (3/5)
Least points: 83 at Detroit (11/17)

OPPONENT
Most points: 143 (Golden State, 11/9)
Least points: 82 (New York, 1/14)

** Game on 11/28/90 was stopped in progress (slippery floor) and completed on 12/23/90.

YEARLY RESULTS: 1991 - 92

38-44 OVERALL (23-18 at home, 15-26 on the road)

SEASON STATS

	G	Min	FGM	FGA	Pct	FTM	FTA	Pct	Reb	Asst	PF	Stl	Blk	Pts	Avg
Wilkins	42	1601	424	914	.464	294	352	.835	295	158	77	52	24	1179	28.1
Willis	81	2962	591	1224	.483	292	363	.804	1258	173	223	72	54	1480	18.3
Augmon	82	2505	440	899	.489	213	320	.666	420	201	161	124	27	1094	13.3
Robinson	81	2220	423	928	.456	175	275	.636	219	446	178	105	24	1055	13.0
Ferrell	66	1598	331	632	.524	166	218	.761	210	92	134	49	17	839	12.7
Graham	78	1718	305	682	.447	126	170	.741	231	175	193	96	21	791	10.1
Rasmussen	81	1968	347	726	.478	30	40	.750	393	107	233	35	48	729	9.0
Volkov	77	1516	251	569	.441	125	198	.631	265	250	178	66	30	662	8.6
Mays	2	32	6	14	.429	2	2	1.000	2	1	4	0	0	17	8.5
Cheeks	56	1086	115	249	.462	26	43	.605	95	185	73	83	0	259	4.6
Wiley	41	767	71	160	.444	21	30	.700	73	166	73	43	3	177	4.3
Sanders	12	117	20	45	.444	7	9	.778	26	9	15	5	3	47	3.9
Monroe	38	313	53	144	.368	19	23	.826	33	27	19	12	2	131	3.4
Koncak	77	1489	111	284	.391	19	29	.655	261	132	207	50	67	241	3.1
Leonard	5	13	4	6	.667	2	2	1.000	5	1	3	1	0	10	2.0

3-pt. field goals: Atlanta 210-671 (.313) - Wilkins 37-128 (.289), Willis 6-37 (.162), Augmon 1-6 (.167), Robinson 34-104 (.327), Ferrell 11-33 (.333), Graham 55-141 (.390), Rasmussen 5-23 (.217), Volkov 35-110 (.318), Mays 3-6 (.500), Cheeks 3-6 (.500), Wiley 14-38 (.368), Monroe 6-27 (.222), Koncak 0-12 (.000). Opponents 251-732 (.343).

RESULTS

(#, overtime; #2, double OT; #3, three OT; #4, four OT) (1) at Baltimore, MD

Date		Opponent	W/L	Atl.	Opp.	Record
11/2		DETROIT	L	87	89	0-1
11/5		UTAH	W	98	94	1-1
11/6		at Charlotte	L	104	114	1-2
11/8		at Boston	W	100	95	2-2
11/9		MIAMI	W	97	93	3-2
11/12		CHARLOTTE	W	118	100	4-2
11/14		at Sacramento	L	96	98	4-3
11/15		at Phoenix	W	119	115	5-3
11/17		at LA Lakers	L	89	111	5-4
11/20		SACRAMENTO	W	116	104	6-4
11/22		at Philadelphia	W	99	92	7-4
11/23		at Washington	L	115	126	7-5
11/26		DETROIT	L	93	103	7-6
11/27		at Detroit	L	91	100	7-7
11/29		SAN ANTONIO	L	85	88	7-8
11/30		BOSTON	W	129	102	8-8
12/3		at Dallas	W	103	99	9-8
12/5		at Houston	W	109	97	10-8
12/7	(#2)	NEW YORK	L	128	137	10-9
12/10		MILWAUKEE	W	118	104	11-9
12/12		at Cleveland	L	107	134	11-10
12/14		at Miami	L	101	121	11-11
12/17		INDIANA	W	117	113	12-11
12/20		CLEVELAND	L	99	122	12-12
12/21		at Chicago	L	103	117	12-13
12/23		at New Jersey	L	93	105	12-14
12/26		CHICAGO	L	111	122	12-15
12/28	(#)	MINNESOTA	W	125	122	13-15
1/2		PHOENIX	W	123	105	14-15
1/4		LA CLIPPERS	W	97	95	15-15
1/6		HOUSTON	W	109	97	16-15
1/7		at New York	W	109	94	17-15
1/9		DALLAS	W	124	108	18-15
1/11		at Indiana	L	115	138	18-16
1/14		MILWAUKEE	W	93	88	19-16
1/16		at Utah	L	111	116	19-17
1/17	(#)	at LA Clippers	L	107	111	19-18
1/19		at Denver	W	119	93	20-18
1/21		at Seattle	W	128	119	21-18
1/22		at Golden State	L	124	134	21-19
1/24		at Portland	L	117	125	21-20
1/28		PHILADELPHIA	W	110	109	22-20
1/29		at Milwaukee	W	110	100	23-20
1/31	(#)	at Indiana	L	106	115	23-21
2/1		DETROIT	L	80	89	23-22
2/3		SEATTLE	L	110	112	23-23
2/6		ORLANDO	W	123	112	24-23
		ALL-STAR BREAK				
2/11		CHARLOTTE	L	108	113	24-24
2/13		at Miami	L	119	121	24-25
2/14		at Orlando	W	112	107	25-25
2/17	(1)	at Washington	W	117	110	26-25
2/19	(#)	WASHINGTON	L	102	103	26-26
2/21		CHICAGO	L	88	103	26-27
2/22		NEW JERSEY	W	119	107	27-27
2/24		DENVER	W	117	95	28-27
2/28		BOSTON	W	102	90	29-27
3/1	(#)	at Milwaukee	L	106	109	29-28
3/4		at Philadelphia	L	102	107	29-29
3/6	(#)	INDIANA	L	113	115	29-30
3/7		CLEVELAND	L	94	110	29-31
3/10		at San Antonio	L	92	103	29-32
3/11		LA LAKERS	L	98	109	29-33
3/13		PORTLAND	L	95	106	29-34
3/14		MIAMI	W	115	102	30-34
3/16		at Detroit	W	89	77	31-34
3/18		ORLANDO	L	96	99	31-35
3/20		at Charlotte	W	112	110	32-35
3/22		at Cleveland	L	80	123	32-36
3/23	(#)	GOLDEN STATE	W	126	125	33-36
3/26		WASHINGTON	W	107	95	34-36
3/27		at Minnesota	W	105	103	35-36
3/29		at Boston	L	93	117	35-37
4/1		at Indiana	L	117	137	35-38
4/3		at New York	L	94	115	35-39
4/4		PHILADELPHIA	L	121	126	35-40
4/7		at New Jersey	W	104	97	36-40
4/9		at Orlando	L	94	96	36-41
4/11		NEW JERSEY	W	118	98	37-41
4/13		at Chicago	L	93	100	37-42
4/15		NEW YORK	W	95	94	38-42
4/17		CHICAGO	L	95	121	38-43
4/19		at Cleveland	L	108	112	38-44

ATLANTA
Most points: 129 vs. Boston (11/30)
Least points: 80 (two times)

OPPONENT
Most points: 138 (Indiana, 1/11)
Least points: 77 (Detroit, 3/16)

YEARLY RESULTS: 1992 - 93

43-39 OVERALL (25-16 at home, 18-23 on the road)

SEASON STATS

	G	Min	FGM	FGA	Pct	FTM	FTA	Pct	Reb	Asst	PF	Stl	Blk	Pts	Avg
Wilkins	71	2647	741	1584	.468	519	627	.828	482	227	116	70	27	2121	29.9
Willis	80	2878	616	1218	.506	196	300	.653	1028	165	264	68	41	1435	17.9
Augmon	73	2112	397	792	.501	227	307	.739	287	170	141	91	18	1021	14.0
Blaylock	80	2820	414	964	.429	123	169	.728	280	671	156	203	23	1069	13.4
Ferrell	82	1736	327	696	.470	176	226	.779	191	132	160	59	17	839	10.2
Graham	80	1508	256	560	.457	96	131	.733	190	164	185	86	6	650	8.1
Mays	49	787	129	309	.417	54	82	.659	53	72	59	21	3	341	7.0
Keefe	82	1549	188	376	.500	166	237	.700	432	80	195	57	16	542	6.6
Henson	53	719	71	182	.390	34	40	.850	55	155	85	30	1	213	4.0
Koncak	78	1975	124	267	.464	24	50	.480	427	140	264	75	100	275	3.4
Rasmussen	22	283	30	80	.375	9	13	.692	55	5	61	5	10	71	3.2
Foster	33	205	44	95	.463	13	18	.722	56	10	41	3	9	101	3.1
Wiley	25	354	26	81	.321	5	8	.625	35	81	49	26	2	72	2.9
Breuer	12	107	15	31	.484	2	5	.400	28	6	12	2	3	32	2.7
Sanders	9	120	10	25	.400	4	8	.500	29	6	16	8	1	24	2.7
Stivrins	5	15	4	9	.444	0	0	.000	5	0	0	0	1	8	1.6
Spencer	3	15	0	3	.000	0	0	.000	1	0	3	2	0	0	0.0

3-pt. field goals: Atlanta 382-1076 (.355) - Wilkins 120-316 (.380), Willis 7-29 (.241), Augmon 0-4 (.000), Blaylock 118-315 (.375), Ferrell 9-36 (.250), Graham 42-141 (.298), Mays 29-84 (.345), Keefe 0-1 (.000), Henson 37-80 (.463), Koncak 3-8 (.375), Rasmussen 2-6 (.333), Foster 0-4 (.000), Wiley 15-51 (.294), Stivrins 0-1 (.000). Opponents 281-833 (.337).

RESULTS

(#, overtime; #2, double OT; #3, three OT; #4, four OT)

Date		Opponent	W/L	Atl.	Opp.	Record
11/6		NEW YORK	L	94	106	0-1
11/7		at Chicago	W	100	99	1-1
11/11		at Houston	L	82	101	1-2
11/12		at San Antonio	W	104	97	2-2
11/14		at Dallas	L	105	113	2-3
11/17		MILWAUKEE	L	106	114	2-4
11/19		NEW JERSEY	L	101	108	2-5
11/21		BOSTON	W	116	107	3-5
11/23	(#)	at Boston	W	101	97	4-5
11/25		at Philadelphia	W	111	105	5-5
11/27		at Cleveland	L	101	122	5-6
11/28		MIAMI	W	112	100	6-6
12/1		INDIANA	W	119	107	7-6
12/2		NEW JERSEY	L	118	122	7-7
12/4		at Indiana	L	106	122	7-8
12/5		SAN ANTONIO	W	113	105	8-8
12/7		CHICAGO	W	123	114	9-8
12/11	(#)	DENVER	W	112	107	10-8
12/12		PHILADELPHIA	L	96	103	10-9
12/13		DETROIT	L	94	107	10-10
12/16		at Detroit	L	88	89	10-11
12/18		at Miami	W	108	100	11-11
12/19		ORLANDO	L	84	125	11-12
12/22		CHARLOTTE	L	114	130	11-13
12/26		at Minnesota	W	113	105	12-13
12/28		at Washington	L	96	97	12-14
12/29		CLEVELAND	L	96	114	12-15
1/2		MILWAUKEE	L	93	106	12-16
1/5		WASHINGTON	L	100	107	12-17
1/7		at Milwaukee	W	100	94	13-17
1/8		at Detroit	W	101	92	14-17
1/12		GOLDEN STATE	W	126	118	15-17
1/14		DETROIT	W	108	91	16-17
1/16		at Cleveland	L	99	127	16-18
1/19		at Charlotte	W	102	100	17-18
1/20		at Boston	L	106	121	17-19
1/22		NEW JERSEY	W	102	91	18-19
1/23		PHOENIX	L	91	110	18-20
1/25		SACRAMENTO	W	117	106	19-20
1/26		at Orlando	L	106	120	19-21
1/28		at New York	W	110	105	20-21
1/30		PHILADELPHIA	W	149	123	21-21
2/2		SEATTLE	W	118	109	22-21
2/3		at Miami	L	96	116	22-22
2/6		CLEVELAND	L	109	120	22-23
2/9		at Golden State	W	125	114	23-23
2/11		at Sacramento	L	105	116	23-24
2/13		at Utah	W	121	112	24-24
2/14		at LA Lakers	L	96	135	24-25
2/16		at Portland	L	90	105	24-26
2/18		at Phoenix	L	119	131	24-27
		ALL-STAR BREAK				
2/23		WASHINGTON	W	109	94	25-27
2/24		at Philadelphia	W	132	107	26-27
2/26		BOSTON	L	99	110	26-28
2/27		at Chicago	L	92	112	26-29
3/2		at New York	L	98	107	26-30
3/4		at Indiana	L	111	136	26-31
3/6		UTAH	W	139	118	27-31
3/8		LA CLIPPERS	W	121	113	28-31
3/9		at Milwaukee	W	117	103	29-31
3/12		ORLANDO	W	110	92	30-31
3/14		LA LAKERS	W	117	107	31-31
3/16		at Charlotte	W	122	107	32-31
3/17		at New Jersey	L	93	114	32-32
3/19		MINNESOTA	W	121	103	33-32
3/23		DALLAS	W	125	107	34-32
3/25		HOUSTON	W	106	96	35-32
3/27		MIAMI	W	118	106	36-32
3/29	(#)	PORTLAND	W	127	118	37-32
3/31		at Denver	W	103	94	38-32
4/2		at LA Clippers	L	99	111	38-33
4/3		at Seattle	L	105	129	38-34
4/6	(#)	NEW YORK	W	109	104	39-34
4/9		CHICAGO	L	87	88	39-35
4/10		at Charlotte	W	118	105	40-35
4/13	(#2)	CLEVELAND	L	109	112	40-36
4/14		at Detroit	L	84	87	40-37
4/17		CHARLOTTE	L	107	110	40-38
4/20		INDIANA	W	111	102	41-38
4/21		at Washington	W	119	98	42-38
4/23		MILWAUKEE	W	122	106	43-38
4/24		at Orlando	L	85	104	43-39

ATLANTA
Most points: 149 vs. Philadelphia (1/30)
Least points: 82 at Houston (11/11)

OPPONENT
Most points: 136 (Indiana, 3/4)
Least points: 87 (Detroit, 4/14)

YEARLY RESULTS: 1993 - 94

57-25 OVERALL (36-5 at home, 21-20 on the road)

SEASON STATS

	G	Min	FGM	FGA	Pct	FTM	FTA	Pct	Reb	Asst	PF	Stl	Blk	Pts	Avg
Wilkins	49	1687	430	996	.432	275	322	.854	305	114	87	63	88	1196	24.4
Willis	80	2867	627	1257	.499	268	376	.713	963	150	250	79	38	1531	19.1
Manning	26	925	177	372	.476	54	83	.651	169	85	93	46	25	409	15.7
Augmon	82	2605	439	861	.510	333	436	.764	394	187	179	149	45	1212	14.8
Blaylock	81	2915	444	1079	.411	116	159	.730	424	789	144	212	44	1118	13.8
Ehlo	82	2147	316	708	.446	112	154	.727	279	273	161	136	26	821	10.0
Ferrell	72	1155	184	379	.485	144	184	.783	129	65	85	44	16	513	7.1
Lang	82	1608	215	458	.469	73	106	.689	313	51	192	38	87	504	6.1
Keefe	63	763	96	213	.451	81	111	.730	201	34	80	20	9	273	4.3
Koncak	82	1823	159	369	.431	24	36	.667	365	102	236	63	125	342	4.2
Whatley	82	1004	120	236	.508	52	66	.788	99	181	93	59	2	292	3.6
Graham	21	128	21	57	.368	13	17	.765	12	13	11	4	5	58	2.8
Edwards	16	107	17	49	.347	9	16	.563	18	8	9	2	5	43	2.7
Grace	3	8	2	3	.667	0	2	.000	1	1	3	0	0	4	1.3
Bagley	3	13	0	2	.000	2	2	1.000	1	3	2	0	0	2	0.7

3-pt. field goals: Atlanta 260-830 (.323) - Wilkins 61-198 (.308), Manning 1-3 (.333), Willis 9-24 (.375), Augmon 1-7 (.143), Blaylock 114-341 (.334), Ehlo 77-221 (.348), Ferrell 1-9 (.111), Lang 1-4 (.250), Koncak 0-3 (.000), Whatley 0-6 (.000), Graham 3-13 (.231), Edwards 0-1 (.000). Opponents 275-872 (.315).

RESULTS

(#, overtime; #2, double OT; #3, three OT; #4, four OT)

Date		Opponent	W/L	Atl.	Opp.	Record
11/5		INDIANA	W	116	110	1-0
11/8		at Chicago	L	80	106	1-1
11/10		at Utah	L	88	91	1-2
11/12		at Portland	L	84	94	1-3
11/13	(#)	at Seattle	L	89	97	1-4
11/16		SACRAMENTO	W	118	95	2-4
11/17		at Philadelphia	W	92	90	3-4
11/19		at Miami	W	95	92	4-4
11/20		CHARLOTTE	W	96	91	5-4
11/23		LA LAKERS	W	103	94	6-4
11/24		at Milwaukee	W	89	85	7-4
11/26		WASHINGTON	W	124	108	8-4
11/27		PHILADELPHIA	W	111	79	9-4
11/30		BOSTON	W	122	114	10-4
12/3		HOUSTON	W	133	111	11-4
12/8		at Detroit	W	105	97	12-4
12/9		SAN ANTONIO	W	105	95	13-4
12/11		at Wash. (Balt.)	W	116	108	14-4
12/14		at Cleveland	W	103	92	15-4
12/16		INDIANA	L	81	99	15-5
12/18		DENVER	W	102	96	16-5
12/22		at Boston	W	108	103	17-5
12/23		at New York	L	75	84	17-6
12/26		at New Jersey	L	87	91	17-7
12/28		DETROIT	W	119	101	18-7
12/29		at Orlando	W	92	90	19-7
1/4		CHARLOTTE	W	133	94	20-7
1/7		PORTLAND	W	100	85	21-7
1/8		CLEVELAND	W	102	89	22-7
1/12		CHICAGO	W	92	81	23-7
1/14		DALLAS	W	113	96	24-7
1/15		at Indiana	L	91	94	24-8
1/17		MILWAUKEE	W	102	98	25-8
1/19		GOLDEN STATE	L	119	120	25-9
1/21	(#)	NEW JERSEY	L	111	113	25-10
1/22		at Minnesota	W	98	81	26-10
1/25		at Milwaukee	W	95	90	27-10
1/26		PHOENIX	W	116	107	28-10
1/28		at Charlotte	W	117	105	29-10
1/29		at San Antonio	L	87	100	29-11
1/31		at Dallas	W	90	85	30-11
2/2		ORLANDO	W	118	99	31-11
2/4		NEW YORK	W	114	102	32-11
2/5		at Cleveland	L	93	109	32-12
2/7		DETROIT	W	141	97	33-12
2/9		at Orlando	L	87	104	33-13
2/10		MIAMI	W	114	98	34-13
		ALL-STAR BREAK				
2/15		at Houston	L	99	103	34-14
2/17		at Golden State	L	115	119	34-15
2/18		at LA Clippers	W	97	91	35-15
2/20		at Denver	L	92	97	35-16
2/23		SEATTLE	W	99	92	36-16
2/25		MILWAUKEE	W	111	100	37-16
2/26		at Philadelphia	W	118	102	38-16
3/1		MINNESOTA	W	102	99	39-16
3/3		at Washington	W	109	98	40-16
3/5		INDIANA	W	90	88	41-16
3/8		at Chicago	L	95	116	41-17
3/9		NEW YORK	L	83	90	41-18
3/11		CHICAGO	W	108	77	42-18
3/12		at Detroit	W	104	92	43-18
3/16		at Charlotte	L	79	92	43-19
3/18		at Indiana	W	81	78	44-19
3/20		at Boston	W	101	80	45-19
3/21	(#)	UTAH	W	100	96	46-19
3/23		CHARLOTTE	W	100	92	47-19
3/25		LA CLIPPERS	L	94	97	47-20
3/26		MIAMI	W	100	90	48-20
3/29		NEW JERSEY	W	101	98	49-20
3/31		at Sacramento	W	106	102	50-20
4/1		at Phoenix	L	87	93	50-21
4/3		at LA Lakers	L	89	102	50-22
4/6		BOSTON	W	111	107	51-22
4/7		at New Jersey	L	87	93	51-23
4/9		WASHINGTON	W	117	103	52-23
4/13		CLEVELAND	W	110	95	53-23
4/15		at Milwaukee	W	105	96	54-23
4/16		PHILADELPHIA	W	123	94	55-23
4/18		at Chicago	L	70	87	55-24
4/19		at New York	W	87	84	56-24
4/21		at Miami	L	89	94	56-25
4/23		ORLANDO	W	93	89	57-25

ATLANTA
Most points: 141 vs. Detroit (2/7)
Least points: 70 at Chicago (4/18)

OPPONENT
Most points: 120 (Golden State, 1/19)
Least points: 77 (Chicago, 3/11)

YEARLY RESULTS: 1994 - 95

42-40 OVERALL (24-17 at home, 18-23 on the road)

SEASON STATS

	G	Min	FGM	FGA	Pct	FTM	FTA	Pct	Reb	Asst	PF	Stl	Blk	Pts	Avg
Willis	2	89	16	41	.390	10	15	.667	36	3	7	1	3	42	21.0
Blaylock	80	3069	509	1198	.425	156	214	.729	393	616	164	200	26	1373	17.2
Smith	78	2603	417	976	.427	295	349	.845	270	267	216	60	32	1264	16.2
Augmon	76	2362	397	876	.453	252	346	.728	368	197	163	100	47	1053	13.9
Norman	74	1879	388	856	.453	64	140	.457	362	94	154	34	20	938	12.7
Long	79	2579	337	704	.479	238	315	.756	595	127	232	107	34	923	11.7
Ehlo	49	1166	191	422	.453	44	71	.620	147	113	86	46	6	477	9.7
Lang	82	2340	320	677	.473	152	188	.809	456	72	271	45	144	794	9.7
Corbin	81	1389	205	464	.442	78	114	.684	262	67	161	55	16	502	6.2
Wiley	5	17	3	6	.500	0	0	—	4	6	0	1	1	7	1.4
Bazarevich	10	74	11	22	.500	7	9	.778	7	14	10	1	1	30	3.0
Anderson	51	622	57	104	.548	34	71	.479	188	17	103	23	32	148	2.9
Koncak	62	943	77	187	.412	13	24	.542	184	52	137	36	46	179	2.9
Whatley	27	292	24	53	.453	20	32	.625	30	54	37	19	0	70	2.6
Les	24	188	11	38	.289	23	27	.852	26	44	28	4	0	50	2.1
Edwards	38	212	22	48	.458	23	32	.719	48	13	30	5	4	67	1.8
Vinson	5	27	1	7	.143	1	1	1.000	0	1	4	0	0	4	0.8
Hovasse	2	4	0	1	.000	0	0	—	0	0	1	1	0	0	--

3-pt. field goals: Atlanta 539-1580 (.341) - Willis 0-1 (.000), Blaylock 199-555 (.359), Smith 135-404 (.334), Augmon 7-26 (.269), Norman 98-285 (.344), Long 11-31 (.355), Ehlo 51-134 (.381), Lang 2-3 (.667), Corbin 14-56 (.250), Wiley 1-4 (.250), Bazarevich 1-6 (.167), Koncak 12-36 (.333), Whatley 2-8 (.250), Les 5-23 (.217), Edwards 0-1 (.000), Vinson 1-6 (.167), Hovasse 0-1 (.000). Opponents 420-1212 (.347).

RESULTS

(#, overtime; #2, double OT; #3, three OT; #4, four OT)

Date		Opponent	W/L	Atl.	Opp.	Record
11/4		INDIANA	L	92	94	0-1
11/5	(#)	DETROIT	L	109	114	0-2
11/7		at Utah	L	86	104	0-3
11/9		at Phoenix	L	102	106	0-4
11/10		at LA Clippers	W	108	91	1-4
11/12		at Sacramento	L	97	105	1-5
11/15		BOSTON	W	110	94	2-5
11/18	(#)	MILWAUKEE	L	93	97	2-6
11/19		at New York	L	79	92	2-7
11/22		PHILADELPHIA	W	102	99	3-7
11/23		at Minnesota	W	89	77	4-7
11/25		LA LAKERS	L	87	92	4-8
11/29		CHARLOTTE	L	85	90	4-9
12/2		at Chicago	W	92	81	5-9
12/3		ORLANDO	W	107	105	6-9
12/6	(#)	at New Jersey	W	94	91	7-9
12/7		at Boston	L	80	93	7-10
12/9		NEW YORK	W	89	85	8-10
12/10		at Orlando	L	98	109	8-11
12/13	(#)	MINNESOTA	W	85	83	9-11
12/14		at Indiana	L	79	81	9-12
12/16		CHICAGO	L	80	85	9-13
12/17		at Miami	L	85	96	9-14
12/20		MILWAUKEE	W	115	97	10-14
12/22		UTAH	L	94	103	10-15
12/23		at Detroit	W	97	77	11-15
12/27		at Houston	L	93	105	11-16
12/29	(#)	SAN ANTONIO	W	127	121	12-16
12/30		at Cleveland	L	85	87	12-17
1/3		PORTLAND	L	98	103	12-18
1/4		at New York	L	80	89	12-19
1/6		WASHINGTON	W	112	90	13-19
1/7		NEW JERSEY	W	102	85	14-19
1/10		at Washington	W	99	96	15-19
1/13		ORLANDO	L	96	101	15-20
1/16		MIAMI	W	99	95	16-20
1/18		PHILADELPHIA	L	80	92	16-21
1/20		at Indiana	L	89	99	16-22
1/21		BOSTON	W	89	84	17-22
1/25		at Charlotte	W	103	96	18-22
1/26		CLEVELAND	L	68	77	18-23
1/28		CHARLOTTE	L	93	102	18-24
1/30		at Miami	W	95	92	19-24
2/1		GOLDEN STATE	W	111	99	20-24
2/3		SEATTLE	L	98	121	20-25
2/4		at Detroit	L	78	84	20-26
2/6		at Philadelphia	W	107	92	21-26
2/8		NEW JERSEY	W	111	88	22-26
		ALL-STAR BREAK				
2/14		at Denver	W	99	88	23-26
2/17		at Dallas	W	110	90	24-26
2/18		at San Antonio	L	97	111	24-27
2/21		CHICAGO	L	88	105	24-28
2/23		DALLAS	W	110	92	25-28
2/24		at Wash. (Balt.)	W	107	92	26-28
2/27		SACRAMENTO	W	118	99	27-28
3/2		at Milwaukee	L	93	102	27-29
3/3		DETROIT	W	94	78	28-29
3/5	(#)	at Orlando	L	111	113	28-30
3/8		DENVER	W	99	88	29-30
3/10		NEW YORK	W	108	81	30-30
3/12		at Boston	W	104	98	31-30
3/13		HOUSTON	L	86	97	31-31
3/15		at Chicago	L	86	99	31-32
3/18		PHOENIX	W	122	117	32-32
3/20		LA CLIPPERS	W	106	102	33-32
3/22		MIAMI	L	84	98	33-33
3/24		at Cleveland	L	74	75	33-34
3/25		CHICAGO	L	98	99	33-35
3/28		at Portland	W	102	91	34-35
3/30		at Golden State	W	108	80	35-35
3/31		at LA Lakers	L	107	121	35-36
4/2		at Seattle	L	83	105	35-37
4/5		CLEVELAND	W	96	87	36-37
4/7		INDIANA	W	102	90	37-37
4/9		at Milwaukee	L	99	102	37-38
4/11	(#)	at Philadelphia	W	110	106	38-38
4/12		WASHINGTON	W	90	82	39-38
4/14		at Cleveland	L	70	83	39-39
4/16		at Charlotte	W	94	93	40-39
4/19		at New Jersey	W	104	99	41-39
4/21		DETROIT	W	128	111	42-39
4/23		at Indiana	L	87	103	42-40

ATLANTA
Most points: 128 vs. Detroit (4/21)
Least points: 68 vs. Cleveland (1/26)

OPPONENT
Most points: 121 (three times)
Least points: 75 (Cleveland, 3/24)

YEARLY RESULTS: 1995 - 96

46-36 OVERALL (26-15 at home, 20-21 on the road)

SEASON STATS

	G	Min	FGM	FGA	Pct	FTM	FTA	Pct	Reb	Asst	PF	Stl	Blk	Pts	Avg
Smith	80	2856	494	1143	.432	318	385	.826	326	224	207	68	17	1446	18.1
Blaylock	81	2893	455	1123	.405	127	170	.747	332	478	151	212	17	1268	15.7
Laettner	30	977	159	325	.489	107	130	.823	236	68	119	31	28	425	14.2
Long	82	3008	395	838	.471	257	337	.763	788	183	233	108	34	1078	13.1
Lang	51	1815	281	619	.454	95	118	.805	334	62	178	35	85	657	12.9
Augmon	77	2294	362	738	.491	251	317	.792	304	137	188	106	31	976	12.7
Norman	34	770	127	273	.465	17	48	.354	132	63	68	15	16	304	8.9
Ehlo	79	1758	253	591	.428	81	103	.786	256	138	138	85	9	669	8.5
Henderson	79	1416	192	434	.442	119	200	.595	356	51	217	44	43	503	6.4
Webb	51	817	104	222	.468	74	87	.851	60	140	68	27	2	300	5.9
Rooks	16	215	32	58	.552	29	43	.674	51	9	35	4	14	93	5.8
Jordan	24	247	36	71	.507	22	38	.579	52	29	30	12	7	94	3.9
Bullard	46	460	66	162	.407	16	20	.800	60	18	50	17	11	174	3.8
Boyce	8	41	9	23	.391	2	4	.500	10	3	2	3	1	24	3.0
Nathan	5	15	5	9	.556	3	4	.750	0	2	2	3	0	13	2.6
Mundt	24	118	13	32	.406	5	8	.625	25	2	23	1	4	31	1.3
Grandison	4	19	2	4	.500	0	0	—	6	1	0	0	0	4	1.0
Kempton	3	11	0	0	—	0	0	—	2	1	5	0	0	0	—

3-pt. field goals: Atlanta 566-1595 (.355) - Smith 140-423 (.331), Blaylock 231-623 (.371), Laettner 0-8 (.000), Long 31-86 (.360), Lang 0-3 (.000), Augmon 1-4 (.250), Norman 33-84 (.393), Ehlo 82-221 (.371), Henderson 0-3 (.000), Webb 18-57 (.316), Rooks 0-1 (.000), Bullard 26-72 (.361), Boyce 4-8 (.500), Nathan 0-1 (.000), Grandison 0-1 (.000). Opponents 479-1329 (.360).

RESULTS

(#, overtime; #2, double OT; #3, three OT; #4, four OT)

Date		Opponent	W/L	Atl.	Opp.	Record
11/3		INDIANA	L	106	111	0-1
11/4		ORLANDO	W	124	91	1-1
11/6		at Utah	L	96	105	1-2
11/8		at LA Clippers	W	100	92	2-2
11/9		at Golden State	W	125	121	3-2
11/11		at Dallas	W	113	100	4-2
11/14		CHARLOTTE	W	111	104	5-2
11/17		MIAMI	L	88	91	5-3
11/19		at Sacramento	W	108	94	6-3
11/21		at Denver	L	99	107	6-4
11/22		at Phoenix	L	112	117	6-5
11/25		TORONTO	W	114	102	7-5
11/28	(#)	at New York	W	102	97	8-5
11/29		PHILADELPHIA	W	106	81	9-5
12/1		DALLAS	L	98	106	9-6
12/2		at Detroit	L	96	104	9-7
12/6		at Washington	L	79	96	9-8
12/7		SAN ANTONIO	L	102	104	9-9
12/9		NEW YORK	L	92	101	9-10
12/10		at Boston	W	108	103	10-10
12/12		MINNESOTA	L	78	85	10-11
12/14		CHICAGO	L	108	127	10-12
12/16		DENVER	W	95	86	11-12
12/22		NEW JERSEY	W	94	91	12-12
12/23		at Milwaukee	L	111	115	12-13
12/26		LA CLIPPERS	W	94	88	13-13
12/29		GOLDEN STATE	L	96	117	13-14
12/30		at Chicago	L	93	95	13-15
1/2		SEATTLE	L	88	111	13-16
1/4	(#)	TORONTO	W	104	101	14-16
1/6		at Charlotte	L	90	96	14-17
1/7		at New Jersey (PPD - Snow - rescheduled 4/5)				
1/9		SACRAMENTO	W	104	88	15-17
1/11		at Toronto	W	87	79	16-17
1/13		BOSTON	W	108	105	17-17
1/15		DETROIT	W	96	88	18-17
1/17		INDIANA	W	102	93	19-17
1/19		at Philadelphia	W	82	77	20-17
1/20		MIAMI	W	98	78	21-17
1/22		HOUSTON	W	105	96	22-17
1/23		at Cleveland	W	84	72	23-17
1/26		ORLANDO	W	96	84	24-17
1/30		at Indiana	L	90	107	24-18
1/31		PHOENIX	L	84	120	24-19
2/2		at Orlando	L	95	108	24-20
2/4		CHARLOTTE	W	106	104	25-20
2/7		at Miami	L	89	101	25-21
2/8		WASHINGTON	W	98	92	26-21
		ALL-STAR BREAK				
2/14		at LA Lakers	L	86	87	26-22
2/16		at Vancouver	W	110	100	27-22
2/18		at Portland	W	93	90	28-22
2/19		at Seattle	L	94	102	28-23
2/22		CHICAGO	L	91	96	28-24
2/23		at New York	W	108	97	29-24
2/25		at Minnesota	W	92	76	30-24
2/28		PORTLAND	W	90	88	31-24
3/1		CLEVELAND	W	74	68	32-24
3/2		at Milwaukee	L	106	110	32-25
3/4		at Detroit	L	93	99	32-26
3/7		at Cleveland	W	83	72	33-26
3/8		MILWAUKEE	W	94	91	34-26
3/10		at Washington	L	91	99	34-27
3/12		UTAH	W	115	89	35-27
3/14		at Houston	L	106	114	35-28
3/16		at San Antonio	L	92	119	35-29
3/20		VANCOUVER	W	98	93	36-29
3/22		at Charlotte	W	117	92	37-29
3/23		DETROIT	W	92	84	38-29
3/26		at Toronto	W	114	111	39-29
3/28		at Chicago	L	80	111	39-30
3/29		LA LAKERS	L	89	102	39-31
3/31		at Boston	W	93	92	40-31
4/2		BOSTON	W	109	89	41-31
4/4		WASHINGTON	L	110	113	41-32
4/5		at New Jersey	W	82	70	42-32
4/6		PHILADELPHIA	L	99	100	42-33
4/8		at Indiana	L	95	97	42-34
4/12		MILWAUKEE	W	104	97	43-34
4/14		at New Jersey	W	99	90	44-34
4/16		CLEVELAND	L	77	80	44-35
4/18		at Orlando	L	104	119	44-36
4/20		NEW JERSEY	W	121	99	45-36
4/21		at Miami	W	104	92	46-36

ATLANTA
Most points: 125 at Golden State (11/9)
Least points: 74 vs. Cleveland (3/1)

OPPONENT
Most points: 127 (Chicago, 12/14)
Least points: 68 (Cleveland, 3/1)

YEARLY RESULTS: 1996 - 97

56-26 OVERALL (36-5 at home, 20-21 on the road)

SEASON STATS

	G	Min	FGM	FGA	Pct	FTM	FTA	Pct	Reb	Asst	PF	Stl	Blk	Pts	Avg
Smith	72	2818	491	1145	.429	333	393	.847	238	305	173	62	23	1445	20.1
Laettner	82	3140	548	1128	.486	359	440	.816	720	223	277	102	64	1486	18.1
Blaylock	78	3056	501	1159	.432	131	174	.753	413	463	141	212	20	1354	17.4
Mutombo	80	2973	380	721	.527	306	434	.705	929	110	249	49	264	1066	13.3
Corbin	70	2305	253	600	.422	86	108	.796	294	124	176	90	7	666	9.5
James	53	945	125	306	.408	30	36	.833	81	21	98	11	1	356	6.7
Henderson	30	501	77	162	.475	45	75	.600	116	23	73	21	6	199	6.6
Burton	24	380	39	116	.336	57	68	.838	41	11	55	8	3	148	6.2
Recasner	71	1207	148	350	.423	51	58	.879	115	94	97	38	4	405	5.7
Barry	58	965	100	246	.407	37	46	.804	99	115	56	55	3	285	4.9
Norman	17	220	27	94	.287	4	12	.333	39	12	17	7	3	64	3.8
Lauderdale	35	180	49	89	.551	13	23	.565	43	12	39	1	9	111	3.2
Boyce	22	154	21	63	.333	11	22	.500	15	13	17	10	4	55	2.5
Hancock (TOT)	24	133	16	35	.457	10	14	.714	18	12	15	9	1	42	1.8
Hancock (ATL)	14	86	13	27	.481	8	12	.667	13	7	6	7	1	34	2.4
Newbill	72	850	40	91	.440	20	52	.385	204	24	115	28	15	100	1.4
Alston	2	11	0	5	.000	0	2	.000	4	0	0	0	0	0	0.0
Miller	1	14	0	5	.000	0	0	—	7	0	2	0	0	0	0.0

3-pt. field goals: Atlanta 659-1834 (.359) - Smith 130-388 (.335), Laettner 31-88 (.352), Blaylock 221-604 (.366), Corbin 74-208 (.356), James 76-181 (.420), Burton 13-46 (.283), Recasner 58-140 (.414), Barry 48-124 (.387), Norman 6-38 (.158), Lauderdale 0-1 (.000), Boyce 2-16 (.125). Opponents 485-1399 (.347).

RESULTS

(#, overtime; #2, double OT; #3, three OT; #4, four OT)

Date		Opponent	W/L	Atl.	Opp.	Record
11/1		at Miami	L	81	94	0-1
11/2		DETROIT	L	78	90	0-2
11/4		at Portland	W	94	76	1-2
11/5		at Seattle	W	117	95	2-2
11/7		at Sacramento	W	91	87	3-2
11/10		at LA Lakers	L	85	92	3-3
11/12		CLEVELAND	W	87	83	4-3
11/13		at Boston	L	85	103	4-4
11/15		MIAMI	W	85	77	5-4
11/16		at Chicago	L	69	97	5-5
11/19		at Cleveland	L	63	73	5-6
11/21		at Milwaukee	W	73	65	6-6
11/23		at Toronto	W	91	88	7-6
11/26		VANCOUVER	W	101	80	8-6
11/27		at Orlando	L	75	79	8-7
11/29		WASHINGTON	W	110	81	9-7
12/3		BOSTON	W	105	95	10-7
12/4		at Detroit	L	90	100	10-8
12/7		TORONTO	W	101	75	11-8
12/10		DENVER	W	89	88	12-8
12/14		PHILADELPHIA	W	106	81	13-8
12/17		@Dallas	W	109	73	14-8
12/20		NEW JERSEY	W	109	95	15-8
12/21		at Charlotte	L	93	98	15-9
12/23		at New York	L	76	82	15-10
12/26		CHICAGO	W	108	103	16-10
12/28		at Wash. (Balt.)	L	86	97	16-11
1/3		BOSTON	W	105	95	17-11
1/4		NEW YORK	W	88	71	18-11
1/7	(#)	PHOENIX	W	105	103	19-11
1/9	(#)	at Orlando	W	97	92	20-11
1/11	(#)	SAN ANTONIO	W	87	82	21-11
1/13		at Cleveland	W	93	79	22-11
1/14		MINNESOTA	W	95	93	23-11
1/16		ORLANDO	W	78	67	24-11
1/18		MILWAUKEE	W	94	71	25-11
1/20		CHARLOTTE	W	106	97	26-11
1/21		at Miami	L	91	94	26-12
1/24	(#)	WASHINGTON	W	117	105	27-12
1/25		BOSTON	W	95	90	28-12
1/28		at LA Clippers	W	112	96	29-12
1/30		at Utah	L	96	102	29-13
1/31		at Vancouver	W	87	76	30-13
2/2		at Denver	L	104	115	30-14
2/4		at Golden State	W	107	85	31-14
2/5		at Phoenix	L	81	99	31-15
		ALL-STAR BREAK				
2/12		TORONTO	W	106	84	32-15
2/14		CHICAGO	L	88	89	32-16
2/15		at San Antonio	W	109	89	33-16
2/17		at Houston	L	98	127	33-17
2/19		INDIANA	W	100	87	34-17
2/21		HOUSTON	W	76	74	35-17
2/22		CHARLOTTE	L	92	93	35-18
2/24		GOLDEN STATE	W	106	100	36-18
2/26		at Milwaukee	W	79	72	37-18
2/28		LA LAKERS	W	86	75	38-18
3/2		at Detroit	L	75	82	38-19
3/4		CLEVELAND	W	93	88	39-19
3/6		at Philadelphia	W	117	104	40-19
3/7		MILWAUKEE	W	90	80	41-19
3/9		at Boston	W	114	90	42-19
3/11		UTAH	W	106	99	43-19
3/12		at Indiana	L	82	92	43-20
3/14		SEATTLE	L	91	97	43-21
3/15		at Chicago	L	79	99	43-22
3/17	(#)	ORLANDO	W	112	107	44-22
3/19		INDIANA	W	107	95	45-22
3/21		DALLAS	W	93	72	46-22
3/23		at Toronto	W	90	79	47-22
3/25		PORTLAND	W	96	89	48-22
3/27		LA CLIPPERS	W	103	88	49-22
3/29		SACRAMENTO	W	88	74	50-22
4/2		at Charlotte	L	84	95	50-23
4/4		DETROIT	W	103	89	51-23
4/5		NEW YORK	L	97	102	51-24
4/9		at Philadelphia	W	116	101	52-24
4/11		at Indiana	W	104	92	53-24
4/12		at Minnesota	W	80	66	54-24
4/15		NEW JERSEY	W	109	101	55-24
4/16		at New York	L	92	96	55-25
4/19		PHILADELPHIA	W	136	104	56-25
4/20		at New Jersey	L	92	108	56-26

ATLANTA
Most points: 136 vs. Philadelphia (4/19)
Least points: 63 at Cleveland (11/19)

OPPONENT
Most points: 127 (Houston, 2/17)
Least points: 65 (Milwaukee, 11/21)

YEARLY RESULTS: 1997 - 98

50-32 OVERALL (29-12 at home, 21-20 on the road)

SEASON STATS

	G	Min	FGM	FGA	Pct	FTM	FTA	Pct	Reb	Asst	PF	Stl	Blk	Pts	Avg
Smith	73	2857	489	1101	.444	389	455	.855	309	292	219	75	29	1464	20.1
Henderson	69	2000	365	753	.485	253	388	.652	442	73	175	42	36	986	14.3
Laettner	74	2282	354	730	.485	306	354	.864	487	190	246	71	73	1020	13.8
Mutombo	82	2917	399	743	.537	303	452	.670	932	82	254	34	277	1101	13.4
Blaylock	70	2700	368	938	.392	95	134	.709	341	469	122	183	21	921	13.2
Corbin	79	2699	328	747	.439	101	128	.789	362	173	197	105	7	806	10.2
Recasner	59	1454	206	452	.456	74	79	.937	142	117	94	41	1	548	9.3
Gray	30	472	77	202	.381	55	65	.846	45	34	73	15	11	227	7.6
Daniels (TOT)	6	82	12	29	.414	8	10	.800	7	4	4	3	2	34	5.7
Brown	77	1202	161	372	.433	63	87	.724	183	55	100	23	13	387	5.0
Crawford	40	256	46	110	.418	57	68	.838	41	9	27	12	7	150	3.8
Oliver	5	61	7	19	.368	1	4	.250	9	2	4	1	0	15	3.0
Miller	37	228	29	52	.558	21	39	.538	70	3	41	15	3	79	2.1
Barry	27	256	18	38	.474	11	13	.846	35	49	28	10	1	56	2.1
Anderson	50	398	36	81	.444	16	41	.390	118	15	85	19	10	88	1.8
Livingston	12	82	3	12	.250	4	5	.800	6	5	6	7	2	10	0.8
Whiteside	3	16	1	2	.500	0	2	.000	1	1	0	0	0	2	0.7

3-pt. field goals: Atlanta 337-1016 (.332) - Smith 97-276 (.351), Henderson 3-6 (.500), Laettner 6-27 (.222), Blaylock 90-334 (.269), Corbin 49-141 (.348), Recasner 62-148 (.419), Gray 18-46 (.391), Daniels 2-9 (.222), Brown 2-8 (.250), Crawford 1-3 (.333), Barry 9-21 (.429), Anderson 0-5 (.000), Whiteside 0-1 (.000). Opponents 348-1017 (.342).

RESULTS

(#, overtime; #2, double OT; #3, three OT; #4, four OT)

(D) at Georgia Dome, (T) at Georgia Tech

Date		Opponent	W/L	Atl.	Opp.	Record
10/31		at Orlando	W	105	99	1-0
11/1	(T)	TORONTO	W	90	85	2-0
11/4	(D)	DETROIT	W	82	71	3-0
11/5		at Philadelphia	W	93	88	4-0
11/7	(D)	CHICAGO	W	80	78	5-0
11/8	(#)	at Cleveland	W	99	97	6-0
11/11	(D)	SEATTLE	W	89	87	7-0
11/12		at Indiana	W	89	86	8-0
11/14	(D)	SACRAMENTO	W	104	103	9-0
11/16	(T)	LA CLIPPERS	W	89	83	10-0
11/18	(D)(#)	WASHINGTON	W	98	89	11-0
11/20	(D)	NEW YORK	L	79	100	11-1
11/22		at Detroit	L	85	87	11-2
11/26	(#2)	at Toronto	W	109	104	12-2
11/29	(D)	CHARLOTTE	W	98	80	13-2
11/30	(D)	SAN ANTONIO	W	108	96	14-2
12/2		at Dallas	W	112	79	15-2
12/4		at Houston	L	87	94	15-3
12/9	(T)	MIAMI	L	81	97	15-4
12/11		at Phoenix	L	78	94	15-5
12/12		at LA Clippers	W	83	74	16-5
12/14		at Sacramento	W	93	89	17-5
12/15		at Portland	W	99	90	18-5
12/17	(D)	CLEVELAND	W	94	83	19-5
12/19	(D)	LA LAKERS	L	96	98	19-6
12/20		at Miami	L	92	99	19-7
12/22	(D)	UTAH	L	99	101	19-8
12/26	(#)	at Milwaukee	L	94	99	19-9
12/27		at Chicago	L	90	97	19-10
1/2		at LA Lakers	L	106	116	19-11
1/3		at Utah	L	82	97	19-12
1/7		at Golden State	W	106	86	20-12
1/9	(T)	WASHINGTON	W	82	77	21-12
1/11	(#)	at Washington	W	107	102	22-12
1/13		at New York	W	91	89	23-12
1/14	(T)	DALLAS	W	108	82	24-12
1/16	(T)	GOLDEN STATE	W	102	89	25-12
1/17		at New Jersey	L	81	97	25-13
1/20	(D)	MILWAUKEE	W	103	93	26-13
1/21		at San Antonio	L	76	90	26-14
1/23	(D)	BOSTON	L	85	89	26-15
1/24	(D)	PORTLAND	L	77	92	26-16
1/26	(D)	PHOENIX	L	91	96	26-17
1/27		at Minnesota	L	96	113	26-18
1/29	(T)(#)	PHILADELPHIA	W	109	99	27-18
1/31		at Charlotte	W	103	83	28-18
2/2		at Miami	L	83	90	28-19
2/3		at Orlando	L	90	91	28-20
2/5		at Cleveland	W	108	94	29-20
		ALL-STAR BREAK				
2/10		at Milwaukee	W	108	100	30-20
2/13		at Chicago	L	110	112	30-21
2/14	(D)	INDIANA	L	92	96	30-22
2/16	(D)	ORLANDO	L	81	85	30-23
2/18	(T)	NEW JERSEY	W	114	104	31-23
2/20	(T)	VANCOUVER	W	115	92	32-23
2/25		at Denver	W	112	88	33-23
2/27		at Seattle	L	88	90	33-24
3/1		at Vancouver	W	101	76	34-24
3/6	(T)	DENVER	W	115	94	35-24
3/8	(T)	CLEVELAND	W	101	96	36-24
3/11		at Boston	W	110	105	37-24
3/13		at Philadelphia	L	86	107	37-25
3/15	(T)	BOSTON	W	93	77	38-25
3/17		at Toronto	W	117	105	39-25
3/19	(T)	MILWAUKEE	W	84	81	40-25
3/20		at New York	L	108	109	40-26
3/22		at Detroit	L	98	105	40-27
3/24	(D)	ORLANDO	W	85	73	41-27
3/27	(D)	CHICAGO	L	74	89	41-28
3/29	(D)	DETROIT	W	118	95	42-28
3/31		at New Jersey	L	90	105	42-29
4/1	(D)	TORONTO	W	105	91	43-29
4/3	(D)	HOUSTON	W	107	87	44-29
4/5	(D)	MINNESOTA	L	96	97	44-30
4/7	(D)	NEW YORK	W	92	79	45-30
4/9	(D)(#)	INDIANA	L	102	105	45-31
4/10		at Charlotte	W	99	87	46-31
4/12		at Washington	W	91	81	47-31
4/14	(D)	PHILADELPHIA	W	95	94	48-31
4/15		at Indiana	L	70	82	48-32
4/17	(D)	CHARLOTTE	W	121	104	49-32
4/19	(D)	MIAMI	W	101	89	50-32

ATLANTA
Most points: 121 vs. Charlotte (4/17)
Least points: 70 at Indiana (4/15)

OPPONENT
Most points: 116 (LA Lakers, 1/2)
Least points: 71 (Detroit, 11/4)

YEARLY RESULTS: 1998 - 99

31-19 OVERALL (16-9 at home, 15-10 on the road)

SEASON STATS

	G	Min	FGM	FGA	Pct	FTM	FTA	Pct	Reb	Asst	PF	Stl	Blk	Pts	Avg
Smith	36	1314	217	540	.402	191	225	.849	151	118	100	36	11	672	18.7
Blaylock	48	1763	247	651	.379	69	91	.758	224	278	61	99	9	640	13.3
Henderson	38	1142	187	423	.442	100	149	.671	250	28	96	33	19	474	12.5
Mutombo	50	1829	173	338	.512	195	285	.684	610	57	145	16	147	541	10.8
Ellis	20	539	80	190	.421	43	61	.705	109	18	48	8	7	204	10.2
Long	50	1380	151	359	.421	184	235	.783	296	53	143	57	16	489	9.8
Corbin	47	1066	131	335	.391	52	80	.650	145	43	74	31	7	352	7.5
Crawford	42	784	110	255	.431	57	70	.814	90	24	106	10	13	288	6.9
Johnson	49	885	91	225	.404	57	82	.695	75	107	67	35	7	244	5.0
Gray	30	337	53	182	.291	28	37	.757	28	12	30	12	1	146	4.9
McLeod	34	348	62	163	.380	37	45	.822	50	14	24	2	1	162	4.8
Sheppard	18	185	15	39	.385	8	13	.615	22	16	12	3	0	40	2.2
Williams	2	4	0	1	.000	3	4	.750	0	1	0	0	0	3	1.5
West	49	499	22	59	.373	16	45	.356	125	13	81	4	22	60	1.2

3-pt. field goals: Atlanta 197-644 (.306) - Smith 47-139 (.338), Blaylock 77-251 (.307), Henderson 0-1 (.000), Ellis 1-5 (.200), Long 3-18 (.167), Corbin 38-119 (.319), Crawford 11-33 (.333), Johnson 5-19 (.263), Gray 12-42 (.286), McLeod 1-10 (.100), Sheppard 2-7 (.286). Opponents 190-634 (.300).

RESULTS

(#, overtime; #2, double OT; #3, three OT; #4, four OT)

(D) at Georgia Dome, (T) at Georgia Tech

Date		Opponent	W/L	Atl.	Opp.	Record
2/5	(D)	CLEVELAND	W	100	83	1-0
2/6	(D)	NEW JERSEY	W	111	106	2-0
2/7		at New Jersey	L	69	79	2-1
2/9		at Chicago	W	87	71	3-1
2/11	(T)	CHARLOTTE	W	100	88	4-1
2/14		at Philadelphia	L	70	78	4-2
2/16		at Chicago	W	83	67	5-2
2/19	(T)(#)	ORLANDO	L	94	99	5-3
2/20		at Philadelphia	W	76	69	6-3
2/22	(T)	CHICAGO	L	68	77	6-4
2/23		at Dallas	L	85	89	6-5
2/25		at Houston	W	93	87	7-5
2/27		at LA Clippers	W	103	74	8-5
3/1		at Orlando	L	67	70	8-6
3/2	(T)	WASHINGTON	L	77	97	8-7
3/4	(T)	TORONTO	L	77	86	8-8
3/8		at Orlando	W	114	110	9-8
3/10		at Miami	L	77	88	9-9
3/11	(T)	BOSTON	W	99	85	10-9
3/13	(T)	TORONTO	W	86	75	11-9
3/14		at Detroit	W	85	72	12-9
3/16		at Indiana	W	85	79	13-9
3/17	(D)	MIAMI	L	85	86	13-10
3/19	(D)	PHOENIX	W	93	85	14-10
3/20	(D)	MILWAUKEE	L	77	83	14-11
3/22		at New York	W	80	71	15-11
3/24	(D)	INDIANA	W	103	102	16-11
3/26	(D)	CHICAGO	W	93	81	17-11
3/27	(D)(#)	PHILADELPHIA	W	103	99	18-11
3/29		at Indiana	W	83	82	19-11
3/30	(D)	DETROIT	L	77	93	19-12
4/1		at New Jersey	L	85	90	19-13
4/2	(T)	VANCOUVER	W	84	81	20-13
4/4	(T)	CHARLOTTE	W	85	83	21-13
4/5		at Charlotte	W	77	71	22-13
4/7		at Detroit	L	82	89	22-14
4/9	(D)	NEW YORK	L	78	86	22-15
4/10		at Cleveland	L	67	81	22-16
4/13		at Milwaukee	L	84	91	22-17
4/14		at Boston	W	77	70	23-17
4/16	(D)	ORLANDO	W	91	79	24-17
4/20		at Toronto	W	103	81	25-17
4/22	(T)	BOSTON	W	106	94	26-17
4/23		at Washington	W	89	78	27-17
4/25	(T)	MILWAUKEE	W	85	70	28-17
4/28	(D)	NEW YORK	W	76	73	29-17
4/30	(D)(#)	INDIANA	L	90	92	29-18
5/2		at Cleveland	W	76	65	30-18
5/4		at Miami	L	79	93	30-19
5/5	(D)	WASHINGTON	W	100	92	31-19

ATLANTA	OPPONENT
Most points: 114 at Orlando (3/8)	Most points: 110 (Orlando, 3/8)
Least points: 67 (two times)	Least points: 65 (Cleveland, 5/2)

YEARLY RESULTS: 1999 - 2000

28-54 OVERALL (21-20 at home, 7-34 on the road)

SEASON STATS

	G	Min	FGM	FGA	Pct	FTM	FTA	Pct	Reb	Asst	PF	Stl	Blk	Pts	Avg
Rider	60	2084	449	1072	.419	204	260	.785	258	219	132	41	6	1158	19.3
Jackson	79	2767	507	1235	.411	186	212	.877	394	230	167	57	10	1317	16.7
Henderson	82	2775	429	930	.461	224	334	.671	571	77	233	81	54	1083	13.2
Mutombo	82	2984	322	573	.562	298	421	.708	1157	105	248	27	269	942	11.5
Ellis	58	1309	209	464	.450	66	95	.695	290	59	133	32	25	487	8.4
Terry	81	1888	249	600	.415	113	140	.807	166	346	133	90	10	657	8.1
Coles	80	1924	276	607	.455	85	104	.817	172	290	178	58	11	645	8.1
McLeod	44	860	131	332	.395	54	70	.771	138	52	84	16	5	318	7.2
Glover	30	446	66	171	.386	51	70	.729	38	27	28	15	4	195	6.5
Wright	75	1205	180	361	.499	87	135	.644	305	21	203	29	40	448	6.0
Crawford	55	668	91	229	.397	63	81	.778	99	33	83	17	16	252	4.6
Bowdler	46	423	49	115	.426	24	38	.632	85	14	46	14	9	122	2.7
Barry (TOT)	16	159	15	33	.455	4	5	.800	12	33	23	2	0	41	2.6
Barry (ATL)	8	74	6	15	.400	3	3	1.000	4	16	9	0	0	19	2.4
Johnson	38	423	36	103	.350	19	24	.792	39	59	41	23	2	92	2.4

3-pt. field goals: Atlanta 258-814 (.317) - Rider 56-180 (.311), Jackson 117-303 (.386), Henderson 1-10 (.100), Ellis 3-21 (.143), Terry 46-157 (.293), Coles 8-39 (.205), McLeod 2-13 (.154), Glover 12-45 (.267), Wright 1-3 (.333), Crawford 7-27 (.259), Bowdler 0-1 (.000), Barry 7-18 (.389), Johnson 1-6 (.167). Opponents 373-1015 (.367).

RESULTS

(#, overtime; #2, double OT; #3, three OT; #4, four OT)

Date		Opponent	W/L	Atl.	Opp.	Record
11/2		at Washington	L	87	94	0-1
11/4		MILWAUKEE	L	109	119	0-2
11/6		CHICAGO	W	113	97	1-2
11/8		at Denver	L	100	115	1-3
11/10	(#)	at Vancouver	L	97	102	1-4
11/13		at Portland	L	95	131	1-5
11/14		at LA Lakers	L	88	95	1-6
11/16		CHARLOTTE	W	103	98	2-6
11/19		at Indiana	W	105	99	3-6
11/20		ORLANDO	L	103	107	3-7
11/23		MIAMI	W	113	106	4-7
11/24		at Miami	L	91	93	4-8
11/26		at Detroit	L	91	93	4-9
11/27		BOSTON	W	94	84	5-9
11/30		at Toronto	W	107	89	6-9
12/2		SACRAMENTO	W	110	100	7-9
12/4		DETROIT	W	112	110	8-9
12/8		LA CLIPPERS	W	99	81	9-9
12/10		GOLDEN STATE	L	99	107	9-10
12/11		at Cleveland	L	116	127	9-11
12/14		MINNESOTA	W	105	94	10-11
12/16		LA LAKERS	L	88	95	10-12
12/18		UTAH	L	96	106	10-13
12/19		at New Jersey	L	88	96	10-14
12/22		at Boston	L	81	98	10-15
12/23		CLEVELAND	W	108	90	11-15
12/27		at Charlotte	L	104	108	11-16
12/29		INDIANA	L	89	116	11-17
12/30	(#)	at Detroit	L	105	106	11-18
1/4		at Milwaukee	L	113	116	11-19
1/5		DETROIT	L	108	120	11-20
1/7		TORONTO	W	105	97	12-20
1/8		at Dallas	L	85	95	12-21
1/14		at Chicago	W	89	83	13-21
1/15		PHILADELPHIA	L	98	101	13-22
1/17		MILWAUKEE	L	101	107	13-23
1/19		at Philadelphia	L	89	107	13-24
1/21		at Miami	L	79	101	13-25
1/22		WASHINGTON	W	111	93	14-25
1/25		CHICAGO	W	96	89	15-25
1/28	(#)	NEW YORK	W	98	96	16-25
1/29		at Orlando	L	87	103	16-26
2/2		at New Jersey	W	97	89	17-26
2/4		PORTLAND	L	90	97	17-27
2/5		at Cleveland	W	102	94	18-27
2/8		at Toronto	L	88	109	18-28
2/9		HOUSTON	W	116	100	19-28
		ALL-STAR BREAK				
2/15		NEW JERSEY	W	103	86	20-28
2/18		at Phoenix	L	73	85	20-29
2/21		at Utah	L	94	96	20-30
2/23		at Sacramento	W	100	94	21-30
2/25		at Seattle	W	95	87	22-30
2/26		at LA Clippers	L	77	78	22-31
2/28		at Golden State	L	75	80	22-32
3/1		WASHINGTON	L	83	102	22-33
3/3		NEW YORK	W	83	70	23-33
3/4		SEATTLE	L	81	93	23-34
3/6		at Milwaukee	L	78	111	23-35
3/7		at Chicago	L	82	89	23-36
3/9		SAN ANTONIO	L	79	105	23-37
3/11		VANCOUVER	W	91	86	24-37
3/14		at San Antonio	L	79	94	24-38
3/15		INDIANA	L	107	113	24-39
3/17		BOSTON	L	90	114	24-40
3/19		DALLAS	L	85	89	24-41
3/21		MIAMI	W	82	77	25-41
3/22		at Orlando	L	90	103	25-42
3/24		at New York	L	83	95	25-43
3/25		CHARLOTTE	L	70	86	25-44
3/28		DENVER	W	116	111	26-44
3/30		PHOENIX	L	74	118	26-45
4/1		at Houston	L	93	115	26-46
4/4	(#)	at Minnesota	L	76	86	26-47
4/5		at Philadelphia	L	86	107	26-48
4/7		TORONTO	L	84	104	26-49
4/8		at Washington	L	98	108	26-50
4/10		at Boston	L	94	99	26-51
4/12		at Charlotte	L	87	119	26-52
4/14		PHILADELPHIA	L	92	104	26-53
4/16		CLEVELAND	W	104	101	27-53
4/18	(#2)	NEW JERSEY	W	111	109	28-53
4/19		at Indiana	L	92	111	28-54

ATLANTA	OPPONENT
Most points: 116 (three times)	Most points: 127 (Cleveland, 12/11)
Least points: 70 vs. Charlotte (3/25)	Least points: 70 (New York, 3/3)

YEARLY RESULTS: 2000 - 01

25-57 OVERALL (18-23 at home, 7-34 on the road)

SEASON STATS

	G	Min	FGM	FGA	Pct	FTM	FTA	Pct	Reb	Asst	PF	Stl	Blk	Pts	Avg
Terry	82	3089	596	1367	.436	303	358	.846	269	403	204	104	12	1619	19.7
Jackson	17	550	77	217	.355	73	85	.859	79	50	42	19	4	243	14.3
Ratliff (TOT)	50	1800	228	457	.499	165	217	.760	413	58	165	30	187	621	12.4
Wright	71	1988	363	811	.448	155	216	.718	535	87	232	42	63	881	12.4
Kukoc (TOT)	65	1597	275	582	.473	101	160	.631	259	199	98	48	11	721	11.1
Kukoc (ATL)	17	618	124	252	.492	49	72	.681	97	106	36	13	5	335	19.7
Henderson	73	1810	298	671	.444	173	271	.638	180	50	164	51	29	769	10.5
McLeod	34	907	144	330	.436	45	51	.882	118	58	88	23	8	335	9.9
Mutombo	49	1716	169	354	.477	107	154	.695	693	54	139	20	137	445	9.1
Mohammed (TOT)	58	912	176	369	.477	89	126	.706	307	19	113	29	35	441	7.6
Moham. (ATL)	28	716	135	281	.480	75	98	.765	252	17	73	23	28	345	12.3
Crawford	47	901	122	270	.452	68	83	.819	110	37	117	21	16	318	6.8
Maloney	55	1403	146	348	.420	26	34	.765	117	154	94	56	5	369	6.7
Knight (TOT)	53	1457	139	371	.375	54	66	.818	168	311	155	101	4	333	6.3
Knight (ATL)	47	1364	137	356	.385	49	60	.817	161	286	138	95	3	324	6.9
Glover	57	929	141	336	.420	47	69	.681	131	69	92	49	10	338	5.9
Robinson (TOT)	34	632	67	184	.364	21	24	.875	87	36	46	28	2	199	5.9
Robinson (ATL)	33	631	67	184	.364	21	24	.875	87	36	46	28	2	199	6.0
D. Johnson	78	1313	146	390	.374	64	87	.736	178	64	134	43	30	397	5.1
Mottola	73	989	123	277	.444	73	90	.811	174	25	163	11	9	319	4.4
Bowdler	44	375	53	114	.465	33	40	.825	77	4	45	10	21	140	3.2
Smith	6	78	8	23	.348	1	2	.500	3	10	12	7	0	17	2.8
A. Johnson	25	279	26	71	.366	12	17	.706	23	34	41	17	5	64	2.6
Miller	2	6	1	2	.500	0	0	—	2	0	0	0	0	2	1.0
Bowman	3	19	0	2	.000	0	0	—	2	7	0	0	0	0	0.0
Colson	3	14	0	5	.000	0	0	—	3	3	0	0	0	0	0.0
Panko	1	1	0	0	—	0	0	—	0	0	0	0	0	0	0.0
Sanchez	5	34	0	7	.000	0	0	—	1	5	3	2	0	0	0.0

3-pt. field goals: Atlanta 333-933 (.357) - Terry 124-314 (.395), Jackson 16-38 (.421), Wright 0-2 (.000), Kukoc 38-79 (.481), Henderson 0-1 (.000), McLeod 2-21 (.095), Mohammed 0-1 (.000), Crawford 6-22 (.273), Maloney 51-142 (.359), Knight 1-10 (.100), Glover 9-46 (.196), Robinson 44-116 (.379), D. Johnson 41-127 (.323), Mottola 0-3 (.000), Bowdler 1-5 (.200), Smith 0-2 (.000), A. Johnson 0-3 (.000), Colson 0-1 (.000). Opponents 396-1080 (.367).

RESULTS

(#, overtime; #2, double OT; #3, three OT; #4, four OT)

Date	Opponent	W/L	Atl.	Opp.	Record
10/31	CHARLOTTE	L	82	106	0-1
11/2	at New York	L	69	94	0-2
11/4	ORLANDO	L	104	107	0-3
11/6	at Vancouver	L	87	97	0-4
11/7	at Portland	L	88	97	0-5
11/9	at Phoenix	L	79	88	0-6
11/10	at LA Clippers	L	106	115	0-7
11/14	PORTLAND	W	99	97	1-7
11/15	at Milwaukee	L	74	84	1-8
11/17	at Boston	L	99	106	1-9
11/18	MINNESOTA	L	84	94	1-10
11/22	NEW YORK	W	78	74	2-10
11/24	PHILADELPHIA	L	67	76	2-11
11/25	at Orlando	L	92	114	2-12
11/28	at Washington	W	102	75	3-12
11/30	CHICAGO	L	82	91	3-13
12/2	MILWAUKEE	W	101	94	4-13
12/5	MIAMI	L	92	100	4-14
12/8	at Miami	L	76	80	4-15
12/9	at Cleveland	L	90	97	4-16
12/12	SACRAMENTO	W	107	99	5-16
12/13	at Detroit	L	69	92	5-17
12/15	at Chicago	W	85	74	6-17
12/16	NEW JERSEY	L	83	89	6-18
12/19	NEW YORK	W	87	77	7-18
12/22	at Toronto	W	78	72	8-18
12/23	INDIANA	W	91	87	9-18
12/26	at New Jersey	W	81	76	10-18
12/28	at Minnesota	L	81	88	10-19
12/29	CLEVELAND	L	85	97	10-20
1/2	BOSTON	W	92	81	11-20
1/3	at Philadelphia	L	80	98	11-21
1/6	ORLANDO	W	83	82	12-21
1/9	SEATTLE	L	86	95	12-22
1/11	GOLDEN STATE	W	107	96	13-22
1/13	LA CLIPPERS	W	108	88	14-22
1/15	NEW JERSEY	L	78	84	14-23
1/18	at Indiana	L	76	84	14-24
1/21	at Washington	L	90	94	14-25
1/23	at Boston	L	82	83	14-26
1/26	WASHINGTON	L	99	106	14-27
1/27	at Cleveland	W	101	90	15-27
1/29	PHOENIX	L	82	95	15-28
1/31	TORONTO	W	102	97	16-28
2/2	MIAMI	L	80	91	16-29
2/3	at Orlando	L	84	96	16-30
2/5	DALLAS	L	81	91	16-31
2/6	at New Jersey	L	84	90	16-32
2/8	at Charlotte	L	84	101	16-33
	ALL-STAR BREAK				
2/13	at Chicago	L	92	96	16-34
2/14	MILWAUKEE	L	98	102	16-35
2/17	at Seattle	W	101	94	17-35
2/18	at Golden State	W	98	91	18-35
2/20	at Sacramento	L	80	94	18-36
2/23	at LA Lakers	L	106	113	18-37
2/24	at Denver	L	82	95	18-38
2/26	at Utah	L	82	99	18-39
2/28	TORONTO	L	88	95	18-40
3/2	CHARLOTTE	L	99	105	18-41
3/3	at San Antonio	L	95	124	18-42
3/5	UTAH	L	102	109	18-43
3/7	HOUSTON	L	98	104	18-44
3/9	at Philadelphia	L	103	108	18-45
3/10	CHICAGO	W	93	90	19-45
3/13	VANCOUVER	W	109	99	20-45
3/16	at Indiana	L	97	103	20-46
3/17	DETROIT	L	90	106	20-47
3/19	LA LAKERS	W	108	106	21-47
3/22	SAN ANTONIO	L	101	115	21-48
3/23	at Toronto	L	86	112	21-49
3/25	at Milwaukee	L	98	105	21-50
3/27 (#)	BOSTON	L	112	115	21-51
3/29	INDIANA	W	104	93	22-51
3/31	DENVER	W	99	88	23-51
4/5	at Dallas	L	94	108	23-52
4/7	at Houston	L	97	110	23-53
4/9	at Detroit	L	69	81	23-54
4/11	CLEVELAND	W	107	102	24-54
4/13	at New York	L	65	101	24-55
4/14 (#)	DETROIT	L	124	129	24-56
4/16	at Charlotte	L	83	106	24-57
4/17	WASHINGTON	W	122	119	25-57

ATLANTA
Most points: 124 vs. Detroit (4/14)
Least points: 65 at New York (4/13)

OPPONENT
Most points: 129 (Detroit, 4/14)
Least points: 72 (Toronto, 12/22)

YEARLY RESULTS: 2001 - 02

33-49 OVERALL (23-18 at home, 10-31 on the road)

SEASON STATS

	G	Min	FGM	FGA	Pct	FTM	FTA	Pct	Reb	Asst	PF	Stl	Blk	Pts	Avg
Abdur-Rahim	77	2980	598	1297	.461	419	523	.801	696	239	214	98	81	1636	21.2
Terry	78	2967	524	1219	.430	284	340	.835	270	444	156	144	13	1504	19.3
Kukoc	59	1494	211	504	.419	109	153	.712	218	210	91	48	17	584	9.9
Mohammed	82	2168	329	713	.461	137	222	.617	651	33	252	63	61	795	9.7
Glover	55	1156	192	456	.421	78	103	.757	169	84	89	45	14	492	8.9
Ratliff	3	82	10	20	.500	6	11	.545	16	1	8	1	8	26	8.7
Johnson	72	1727	214	540	.396	85	105	.810	247	81	163	62	56	602	8.4
Newble	42	1273	131	263	.498	75	88	.852	222	45	117	38	20	338	8.0
Crawford	7	131	21	45	.467	11	15	.733	25	5	21	2	5	53	7.6
Davis	28	774	70	198	.354	16	18	.889	74	68	68	27	5	185	6.6
Vaughn	82	1856	206	438	.470	104	126	.825	168	349	183	65	2	540	6.6
Henderson	26	422	59	116	.509	24	45	.533	97	11	40	11	15	143	5.5
Mottola	82	1371	169	384	.440	57	76	.750	268	50	174	20	19	396	4.8
Strickland	46	654	91	204	.446	25	44	.568	131	20	48	19	17	208	4.5
Bowdler	52	585	61	174	.351	39	47	.830	110	11	64	18	15	162	3.1
Smith	14	100	10	26	.385	11	17	.647	31	3	12	5	1	31	2.2

3-pt. field goals: Atlanta 423-1194 (.354) - Abdur-Rahim 21-70 (.300), Terry 172-444 (.387), Kukoc 53-171 (.310), Mohammed 0-1 (.000), Glover 30-91 (.330), Johnson 89-247 (.360), Newble 1-7 (.143), Crawford 0-1 (.000), Davis 29-85 (.341), Vaughn 24-54 (.444), Henderson 1-1 (1.000), Mottola 1-13 (.077), Strickland 1-4 (.250), Bowdler 1-5 (.200). Opponents 472-1329 (.355).

RESULTS

(#, overtime; #2, double OT; #3, three OT; #4, four OT)

Date	Opponent	W/L	Atl.	Opp.	Record
10/30 (#)	at Houston	L	84	89	0-1
11/1	WASHINGTON	L	88	98	0-2
11/3	MIAMI	W	90	83	1-2
11/5	at LA Clippers	L	86	109	1-3
11/7	at Utah	L	89	96	1-4
11/8	at Phoenix	L	80	108	1-5
11/10	at San Antonio	L	88	110	1-6
11/14	UTAH	W	111	79	2-6
11/16	at Philadelphia	L	78	98	2-7
11/17	BOSTON	W	112	103	3-7
11/20	at Indiana	L	102	106	3-8
11/21	at Boston	W	92	85	4-8
11/23	DETROIT	W	106	99	5-8
11/24	at Milwaukee	L	88	95	5-9
11/26	at New York	L	83	88	5-10
11/28	NEW YORK	L	100	105	5-11
11/29	at Cleveland	W	105	96	6-11
12/1	TORONTO	L	103	104	6-12
12/5	SAN ANTONIO	L	112	120	6-13
12/7	at Orlando	L	94	129	6-14
12/8	ORLANDO	W	107	104	7-14
12/11	PHILADELPHIA	W	89	87	8-14
12/15	at Chicago	W	80	79	9-14
12/18	INDIANA	L	100	103	9-15
12/19	at Washington	L	76	103	9-16
12/21	at Philadelphia	L	83	94	9-17
12/22	CHARLOTTE	W	101	88	10-17
12/26	at Milwaukee	L	97	107	10-18
12/27	MIAMI	W	100	96	11-18
12/29	at Dallas	L	97	113	11-19
1/4	at Memphis	W	113	109	12-19
1/5	MINNESOTA	L	96	112	12-20
1/8	PORTLAND	W	101	92	13-20
1/9	at Charlotte	L	87	111	13-21
1/11 (#)	at Toronto	L	91	94	13-22
1/12	BOSTON	L	91	115	13-23
1/15	DALLAS	L	107	116	13-24
1/17	CHICAGO	L	91	94	13-25
1/19	MILWAUKEE	L	107	116	13-26
1/21	HOUSTON	W	95	91	14-26
1/22	at Orlando	L	86	100	14-27
1/25	DETROIT	L	90	107	14-28
1/26	at Minnesota	L	80	103	14-29
1/29	LA LAKERS	L	93	127	14-30
1/30	at Detroit	L	71	88	14-31
2/1	at Washington	L	90	97	14-32
2/2	LA CLIPPERS	W	101	94	15-32
2/5	at Miami	W	76	73	16-32
2/7	at New York	L	89	92	16-33
	ALL-STAR BREAK				
2/12	NEW JERSEY	W	105	103	17-33
2/15	at LA Lakers	W	93	90	18-33
2/17	at Golden State	W	100	94	19-33
2/19	at Sacramento	L	79	99	19-34
2/21	at Portland	L	79	94	19-35
2/22	at Seattle	L	96	99	19-36
2/24	at Denver	W	89	84	20-36
2/27	SEATTLE	L	81	98	20-37
3/2	CLEVELAND	W	84	81	21-37
3/4	MEMPHIS	W	95	76	22-37
3/5	at Cleveland	L	96	103	22-38
3/9	PHILADELPHIA	L	91	112	22-39
3/11	GOLDEN STATE	W	121	96	23-39
3/13	DENVER	W	105	102	24-39
3/15	PHOENIX	W	104	89	25-39
3/17	at Indiana	L	68	85	25-40
3/19	at Chicago	W	102	96	26-40
3/21	NEW YORK	W	118	89	27-40
3/23	CHICAGO	W	112	96	28-40
3/24	at New Jersey	L	102	116	28-41
3/26	NEW JERSEY	W	103	77	29-41
3/28	TORONTO	L	83	85	29-42
3/29	at Miami	L	80	92	29-43
3/31	SACRAMENTO	L	91	92	29-44
4/2	MILWAUKEE	W	100	92	30-44
4/4	INDIANA	W	95	94	31-44
4/6	CHARLOTTE	L	86	93	31-45
4/8	at Detroit	L	99	105	31-46
4/10	at Charltotte	W	101	95	32-46
4/12	at Toronto	L	73	112	32-47
4/13 (#2)	CLEVELAND	W	128	123	33-47
4/16	ORLANDO	L	95	102	33-48
4/17	at Boston	L	81	89	33-49

ATLANTA
Most points: 128 vs. Cleveland (4/13)
Least points: 68 at Indiana (3/17)

OPPONENT
Most points: 129 (Orlando, 12/7)
Least points: 73 (Miami, 2/5)

YEARLY RESULTS: 2002 - 03

35-47 OVERALL (26-15 at home, 9-32 on the road)

SEASON STATS

	G	Min	FGM	FGA	Pct	FTM	FTA	Pct	Reb	Asst	PF	Stl	Blk	Pts	Avg
Robinson	69	2591	539	1248	.432	268	306	.876	457	205	183	91	26	1436	20.8
Abdur-Rahim	81	3087	566	1183	.478	455	541	.841	677	242	240	76	38	1608	19.9
Terry	81	3081	488	1141	.428	259	292	.887	279	600	175	126	14	1395	17.2
Glover	76	1890	277	648	.427	127	162	.784	282	141	146	71	15	737	9.7
Ratliff	81	2518	276	595	.464	154	214	.720	607	73	271	56	262	706	8.7
Newble	73	1931	231	467	.495	70	90	.778	271	99	174	50	26	564	7.7
Wilks	15	364	29	81	.358	21	29	.724	41	42	38	16	1	85	5.7
Henderson	82	1494	153	327	.468	88	138	.638	398	41	168	33	32	394	4.8
Crawford	5	38	8	13	.615	7	8	.875	7	1	7	2	3	24	4.8
Mohammed	35	445	67	159	.421	26	41	.634	129	6	79	16	21	160	4.6
Benjamin	9	152	13	43	.302	12	16	.750	31	10	20	1	2	40	4.4
Davis	24	340	32	88	.364	17	22	.773	43	36	28	12	2	88	3.7
Dickau	50	515	70	170	.412	21	26	.808	43	85	66	14	2	183	3.7
Ham	75	926	71	159	.447	38	79	.481	153	38	127	16	19	180	2.4
Jackson (TOT)	53	559	40	110	.364	40	55	.727	57	74	51	19	6	121	2.3
Jackson (ATL)	29	273	19	42	.452	17	28	.607	32	35	27	10	3	55	1.9
Moore (TOT)	8	43	5	13	.385	8	10	.800	8	3	7	0	4	18	2.3
Moore (ATL)	5	31	5	12	.417	8	10	.800	7	3	1	0	2	18	3.6
Maloney	14	103	8	25	.320	3	5	.600	7	17	9	4	0	24	1.7
Harvey	4	32	2	5	.400	0	0	—	6	0	7	1	4	4	1.0
McCaskill	11	70	4	17	.235	3	4	.750	22	5	13	3	1	11	1.0
Williams	6	19	1	7	.143	0	0	—	2	0	4	2	0	2	0.3
Shirley	2	5	0	4	.000	0	0	—	1	0	0	0	0	0	0.0

3-pt. field goals: Atlanta 402-1141 (.352) - Robinson 90-263 (.342), Abdur-Rahim 21-60 (.350), Terry 160-431 (.371), Glover 56-158 (.354), Newble 32-84 (.381), Wilks 6-17 (.353), Henderson 0-2 (.000), Crawford 1-3 (.333), Benjamin 2-13 (.154), Davis 7-29 (.241), Dickau 22-61 (.361), Ham 0-3 (.000), Jackson 0-1 (.000), Maloney 5-15 (.333), Williams 0-1 (.000). Opponents 446-1243 (.359).

RESULTS

(#, overtime; #2, double OT; #3, three OT; #4, four OT)

Date		Opponent	W/L	Atl.	Opp.	Record
10/30		at New Jersey	L	94	105	0-1
10/31		UTAH	W	105	98	1-1
11/2		CHICAGO	W	98	92	2-1
11/5		at Denver	W	103	87	3-1
11/6		at Phoenix	L	88	93	3-2
11/8		at Utah	L	97	110	3-3
11/10		at Sacramento	L	97	105	3-4
11/12		at L.A. Lakers	W	95	83	4-4
11/16		NEW ORLEANS	W	89	82	5-4
11/18		TORONTO	W	117	92	6-4
11/20		MINNESOTA	L	93	103	6-5
11/22	(#2)	at Boston	L	98	105	6-6
11/23		BOSTON	L	99	109	6-7
11/26	(#)	SEATTLE	W	119	116	7-7
11/27		at New Orleans	L	94	106	7-8
11/29	(#)	MIAMI	W	100	94	8-8
11/30		at Orlando	L	92	117	8-9
12/3		at New Jersey	L	72	87	8-10
12/5		MILWAUKEE	W	98	80	9-10
12/7		DETROIT	W	94	92	10-10
12/11		at Detroit	L	80	91	10-11
12/12		at Minnesota	L	95	113	10-12
12/14		PHOENIX	L	88	102	10-13
12/17		WASHINGTON	L	99	109	10-14
12/20		at Houston	L	82	101	10-15
12/21		PHILADELPHIA	W	79	77	11-15
12/23		at Indiana	L	97	112	11-16
12/27		SAN ANTONIO	W	81	79	12-16
12/28		at Washington	L	76	84	12-17
12/30		at Miami	L	84	93	12-18
1/1		MIAMI	L	73	107	12-19
1/4		DETROIT	L	86	90	12-20
1/6		NEW JERSEY	L	94	101	12-21
1/8		DALLAS	L	99	117	12-22
1/10		HOUSTON	W	84	75	13-22
1/11		NEW ORLEANS	W	87	80	14-22
1/14		at Milwaukee	L	88	97	14-23
1/15		at Boston	L	66	86	14-24
1/17		at San Antonio	L	93	106	14-25
1/18		NEW YORK	L	92	95	14-26
1/20		CHICAGO	L	102	115	14-27
1/22	(#2)	PORTLAND	L	110	112	14-28
1/24		SACRAMENTO	W	115	104	15-28
1/25	(#)	at Cleveland	W	102	101	16-28
1/28		at New York	L	98	103	16-29
1/29		at Philadelphia	W	97	83	17-29
1/31		CLEVELAND	W	96	91	18-29
2/2		ORLANDO	W	97	89	19-29
2/3		at Miami	L	79	99	19-30
		ALL-STAR BREAK				
2/11		GOLDEN STATE	L	113	116	19-31
2/12		at Toronto	L	96	97	19-32
2/14	(#)	at Indiana	L	97	98	19-33
2/16		INDIANA	W	99	86	20-33
2/18		at Dallas	L	79	105	20-34
2/22		at L.A. Clippers	W	89	87	21-34
2/23		at Golden State	L	93	115	21-35
2/25		at Portland	L	86	89	21-36
2/26		at Seattle	L	76	93	21-37
2/28		at Chicago	W	110	88	22-37
3/2		at Milwaukee	L	93	120	22-38
3/4		DENVER	W	92	86	23-38
3/5		at Cleveland	W	111	105	24-38
3/8		TORONTO	L	98	107	24-39
3/10		L.A. CLIPPERS	W	95	86	25-39
3/12		MILWAUKEE	W	111	92	26-39
3/14		NEW YORK	W	107	104	27-39
3/16		at Memphis	L	92	124	27-40
3/18		at Chicago	L	78	103	27-41
3/19		at Toronto	L	86	87	27-42
3/21		at Philadelphia	W	114	105	28-42
3/22		INDIANA	W	92	89	29-42
3/25		L.A. LAKERS	L	91	108	29-43
3/26	(#)	at Detroit	L	99	102	29-44
3/29		PHILADELPHIA	L	89	110	29-45
4/3		WASHINGTON	W	91	89	30-45
4/5		MEMPHIS	W	97	91	31-45
4/8		at New York	L	95	99	31-46
4/9		NEW JERSEY	W	97	92	32-46
4/11		CLEVELAND	W	109	89	33-46
4/12		at Washington	W	101	100	34-46
4/14		ORLANDO	W	100	86	35-46
4/16		at New Orleans	L	77	92	35-47

ATLANTA
Most points: 119 vs. Seattle (11/26)
Least points: 66 at Boston (1/15)

OPPONENT
Most points: 124 (Memphis, 3/16)
Least points: 75 (Houston, 1/10)

YEARLY RESULTS: 2003 - 04

28-54 OVERALL (18-23 at home, 10-31 on the road)

SEASON STATS

	G	Min	FGM	FGA	Pct	FTM	FTA	Pct	Reb	Asst	PF	Stl	Blk	Pts	Avg
Abdur-Rahim	53	1956	383	790	.485	294	334	.880	495	127	147	44	19	1065	20.1
Wallace	1	42	8	24	.333	3	3	1.000	6	2	0	1	5	20	20.0
Jackson	80	2940	536	1261	.425	233	297	.785	370	244	216	142	20	1450	18.1
Terry	81	3018	499	1196	.417	215	260	.827	336	437	192	124	16	1359	16.8
Collier	20	545	79	165	.479	67	85	.788	111	17	71	11	11	226	11.3
Crawford	56	1207	211	471	.448	103	119	.866	175	45	131	37	20	569	10.2
Glover	55	1465	205	524	.391	110	142	.775	237	115	106	40	17	556	10.1
Ratliff	53	1648	171	373	.458	96	147	.653	381	51	189	30	166	438	8.3
Sura (TOT)	80	1663	202	485	.416	171	226	.757	326	233	158	62	14	596	7.5
Sura (ATL)	27	956	131	312	.420	123	157	.783	223	144	72	25	5	397	14.7
Mohammed	53	938	138	280	.493	69	110	.627	267	20	113	22	27	345	6.5
Person (TOT)	58	1037	126	314	.401	31	39	.795	117	66	38	19	9	338	5.8
Person (ATL)	9	132	13	39	.333	6	6	1.000	25	5	5	3	1	40	4.4
Nailon	27	300	63	138	.457	16	19	.842	63	17	48	10	7	142	5.3
Diaw	76	1919	140	313	.447	56	93	.602	342	182	191	59	37	342	4.5
Henderson	6	68	10	21	.476	4	6	.667	21	2	1	1	2	24	4.0
Vaughn	71	1271	107	277	.386	53	68	.779	116	195	126	44	2	270	3.8
Rebraca (TOT)	24	273	34	77	.442	23	30	.767	58	6	52	5	11	91	3.8
Rebraca (ATL)	3	51	12	23	.522	1	2	.500	9	2	7	0	2	25	8.3
N'diaye (TOT)	28	366	27	69	.391	44	59	.746	112	0	59	8	25	98	3.5
N'diaye (ATL)	25	359	27	68	.397	44	59	.746	111	0	58	8	24	98	3.9
Hansen	41	507	46	130	.354	22	27	.815	70	19	67	10	9	123	3.0
Przybilla (TOT)	17	347	18	50	.360	13	31	.419	111	7	53	5	17	49	2.9
Przybilla (ATL)	12	314	18	50	.360	12	29	.414	101	4	48	5	17	48	4.0
Dickau	23	143	21	49	.429	4	6	.667	16	18	22	9	0	49	2.1
Fuller	4	43	3	8	.375	2	6	.333	11	2	5	0	1	8	2.0
Davis	4	23	2	5	.400	1	1	1.000	5	0	3	0	0	5	1.3
Bradley (TOT)	16	98	7	15	.467	1	2	.500	23	1	14	3	0	15	0.9
Bradley (ATL)	11	60	6	12	.500	0	0	—	12	0	8	2	0	12	1.1

3-pt. field goals: Atlanta 419-1249 (.335) - Abdur-Rahim 5-23 (.217), Wallace 1-6 (.167), Jackson 145-427 (.340), Terry 146-421 (.347), Collier 1-4 (.250), Crawford 44-113 (.389), Glover 36-105 (.343), Sura 12-43 (.279), Person 8-19 (.421), Vaughn 3-20 (.150), Hansen 9-30 (.300), Dickau 3-10 (.300), Davis 0-2 (.000). Opponents 482-1345 (.358).

RESULTS

(#, overtime; #2, double OT; #3, three OT; #4, four OT)

Date		Opponent	W/L	Atl.	Opp.	Record
10/29	(#)	at New Orleans	L	83	88	0-1
10/31		at Chicago	L	94	100	0-2
11/1	(#)	INDIANA	L	99	103	0-3
11/3		NEW ORLEANS	W	90	80	1-3
11/5		at Golden State	L	72	99	1-4
11/8		at Portland	L	83	90	1-5
11/9		at Seattle	W	91	81	2-5
11/11		at L.A. Clippers	L	103	115	2-6
11/12		at Phoenix	W	99	94	3-6
11/15		NEW JERSEY	L	85	100	3-7
11/17		WASHINGTON	L	97	106	3-8
11/18		at Milwaukee	W	101	93	4-8
11/21		at San Antonio	L	75	114	4-9
11/22		CLEVELAND	W	92	83	5-9
11/24		DETROIT	L	89	94	5-10
11/26	(#)	TORONTO	L	97	99	5-11
11/28		MIAMI	W	95	83	6-11
11/29		at Philadelphia	L	86	98	6-12
12/2		MILWAUKEE	L	94	106	6-13
12/5		at Toronto	L	87	92	6-14
12/6		at Cleveland	L	85	95	6-15
12/9		DENVER	W	112	98	7-15
12/10		at Memphis	L	90	103	7-16
12/12		at Indiana	L	92	103	7-17
12/13		ORLANDO	L	102	105	7-18
12/16		at Miami	L	79	97	7-19
12/17		GOLDEN STATE	L	85	98	7-20
12/19		SACRAMENTO	L	86	98	7-21
12/20		at New York	L	92	103	7-22
12/23		BOSTON	W	93	88	8-22
12/26		at New Orleans	L	79	109	8-23
12/27		DETROIT	L	84	87	8-24
12/30		at Washington	W	83	73	9-24
1/2		at Minnesota	L	75	93	9-25
1/3		at Denver	W	84	76	10-25
1/6		at Sacramento	L	89	105	10-26
1/9		at L.A. Lakers	L	67	113	10-27
1/10		at Utah	L	71	92	10-28
1/13		SAN ANTONIO	W	86	77	11-28
1/14		at Indiana	L	78	85	11-29
1/17		TORONTO	W	75	70	12-29
1/19		INDIANA	L	97	100	12-30
1/21		CHICAGO	W	97	87	13-30
1/23		NEW YORK	L	94	96	13-31
1/25		at Detroit	W	91	82	14-31
1/27		PHOENIX	L	85	89	14-32
1/29		PORTLAND	L	85	93	14-33
1/31		MILWAUKEE	W	93	83	15-33
2/2		L.A. CLIPPERS	L	95	101	15-34
2/4		MINNESOTA	W	97	89	16-34
2/6		at Boston	W	100	96	17-34
2/7		HOUSTON	L	77	86	17-35
2/9		DALLAS	W	102	96	18-35
		ALL-STAR BREAK				
2/18		at New Jersey	I	92	98	18-36
2/20		at Miami	L	92	125	18-37
2/22	(#3)	at Houston	L	121	123	18-38
2/24		PHILADELPHIA	W	86	75	19-38
2/27		at Detroit	L	83	105	19-39
2/28		vs. ORLANDO	L	99	104	19-40
3/2		L.A. LAKERS	W	94	93	20-40
3/3		at Cleveland	L	80	112	20-41
3/5		at Orlando	L	96	101	20-42
3/8		CLEVELAND	L	102	108	20-43
3/10		at Milwaukee	L	80	94	20-44
3/12		WASHINGTON	W	138	124	21-44
3/14		at Toronto	L	84	101	21-45
3/16		SEATTLE	L	110	118	21-46
3/17		at Dallas	W	111	110	22-46
3/19		at Washington	L	84	94	22-47
3/20		UTAH	L	81	87	22-48
3/22		at New York	L	84	96	22-49
3/25		NEW ORLEANS	W	84	76	23-49
3/27		CHICAGO	W	97	88	24-49
3/29	(#2)	MEMPHIS	L	133	136	24-50
3/31		MIAMI	L	97	100	24-51
4/2		at Orlando	W	95	87	25-51
4/4		at New Jersey	L	89	106	25-52
4/6	(#)	PHILADELPHIA	L	100	103	25-53
4/9		at Chicago	W	116	101	26-53
4/10		BOSTON	W	110	99	27-53
4/12		NEW JERSEY	W	129	107	28-53
4/14		at Boston	L	132	137	28-54

ATLANTA
Most points: 138 vs. Washington (3/12)
Least points: 67 at L.A. Lakers (1/9)

OPPONENT
Most points: 137 (Boston, 4/14)
Least points: 70 (Toronto, 1/17)

YEARLY RESULTS: 2004 - 05

13-69 OVERALL (9-32 at home, 4-37 on the road)

SEASON STATS

	G	Min	FGM	FGA	Pct	FTM	FTA	Pct	Reb	Asst	PF	Stl	Blk	Pts	Avg
Walker	53	2128	420	1013	.415	157	294	.534	497	194	147	64	32	1082	20.4
Harrington	66	2550	453	986	.459	236	351	.672	461	208	249	85	16	1158	17.5
Delk	56	1340	246	591	.416	103	136	.757	130	104	123	47	3	667	11.9
Lue (TOT)	70	2007	295	654	.451	142	165	.861	149	322	168	33	0	787	11.2
Lue (ATL)	49	1528	247	532	.464	128	147	.871	109	264	120	25	0	662	13.5
Childress	80	2376	302	642	.470	190	231	.823	482	151	184	74	35	807	10.1
J. Smith	74	2050	274	602	.455	163	237	.688	457	127	157	59	144	715	9.7
Drobnjak	71	1435	238	543	.438	96	120	.800	238	49	138	42	24	597	8.4
Collier	70	942	174	376	.463	48	71	.676	184	18	147	15	13	402	5.7
Ekezie	42	732	79	182	.434	72	93	.774	179	11	129	22	12	230	5.5
Barry	16	275	31	77	.403	10	13	.769	21	28	28	14	2	83	5.2
Gugliotta (TOT)	47	966	99	241	.411	33	43	.767	191	68	104	41	17	239	5.1
Gugliotta (ATL)	27	748	88	204	.431	29	37	.784	148	56	81	32	13	213	7.9
Anderson	39	717	81	190	.426	27	37	.730	83	98	81	33	0	195	5.0
Diaw	66	1201	124	294	.422	57	77	.740	170	149	0	37	18	314	4.8
Ivey	62	809	85	198	.429	47	67	.701	84	103	140	39	7	220	3.5
D. Smith	38	433	44	113	.389	33	48	.688	52	39	50	23	5	127	3.3
Willis	29	344	35	90	.389	17	23	.739	76	9	53	8	7	87	3.0
Thomas (TOT)	11	117	12	20	.600	2	6	.333	37	4	13	4	4	26	2.4
Thomas (ATL)	2	5	1	2	.500	0	0	—	2	0	1	0	0	2	1.0
Stewart (TOT)	12	145	11	21	.524	3	7	.429	40	5	32	6	5	25	2.1
Stewart (ATL)	12	145	11	21	.524	3	7	.429	40	5	32	6	5	25	2.1
Miller	2	9	2	3	.667	0	0	—	1	1	2	1	0	4	2.0
McCoy	10	88	7	13	.538	1	5	.200	21	0	24	3	8	15	1.5

3-pt. field goals: Atlanta 304-973 (.312) - Walker 85-268 (.317), Delk 72-202 (.356), Lue 40-110 (.364), Drobnjak 25-71 (.352), Harrington 16-74 (.216), Childress 13-56 (.232), Barry 11-32 (.344), Diaw 9-50 (.180), Gugliotta 8-26 (.308), Anderson 6-13 (.462), Collier 6-14 (.429), D. Smith 6-22 (.273), J. Smith 4-23 (.174), Ivey 3-9 (.333), Willis 0-2 (.000), Ekezie 0-1 (.000). Opponents 467-1232 (.379).

RESULTS

(#, overtime; #2, double OT; #3, three OT; #4, four OT)

Date		Opponent	W/L	Atl.	Opp.	Record
11/3		at Phoenix	L	82	112	0-1
11/5		at Seattle	L	85	106	0-2
11/7		at LA Lakers	L	90	106	0-3
11/9		CLEVELAND	L	79	93	0-4
11/12		at New Orleans	W	96	95	1-4
11/13		SAN ANTONIO	L	88	103	1-5
11/16		HOUSTON	W	88	84	2-5
11/17		at Indiana	L	86	93	2-6
11/20		UTAH	L	79	92	2-7
11/23		at New York	L	88	104	2-8
11/24		MIAMI	L	93	99	2-9
11/26		ORLANDO	L	99	117	2-10
11/27		at Charlotte	L	92	107	2-11
11/30	(#)	NEW YORK	L	109	110	2-12
12/3		WASHINGTON	L	90	114	2-13
12/4		at New Jersey	L	88	109	2-14
12/6		PHILADELPHIA	W	96	92	3-14
12/8		MEMPHIS	L	89	97	3-15
12/10		at Detroit	W	88	72	4-15
12/11		NEW JERSEY	L	90	95	4-16
12/14	(#)	INDIANA	L	97	108	4-17
12/15		at Houston	L	69	92	4-18
12/17		PORTLAND	L	84	100	4-19
12/18		at Dallas	L	68	90	4-20
12/22		DALLAS	W	113	100	5-20
12/27		at Miami	L	102	116	5-21
12/28		CLEVELAND	L	102	111	5-22
12/30		SEATTLE	L	79	94	5-23
1/2		at Washington	L	101	104	5-24
1/5		at Cleveland	L	85	101	5-25
1/7		SACRAMENTO	L	97	100	5-26
1/11		MILWAUKEE	W	103	80	6-26
1/14		at Boston	L	94	106	6-27
1/15		CHARLOTTE	W	103	95	7-27
1/17		NEW JERSEY	L	84	85	7-28
1/19		at Miami	L	92	111	7-29
1/21		at Chicago	L	85	95	7-30
1/22		BOSTON	W	100	96	8-30
1/24		CHICAGO	L	82	107	8-31
1/26		at Minnesota	L	87	104	8-32
1/28		MIAMI	L	96	106	8-33
1/29		at Memphis	L	83	84	8-34
1/31		ORLANDO	W	80	79	9-34
2/2		at Detroit	L	84	99	9-35
2/4		at Philadelphia	L	85	103	9-36
2/5		INDIANA	L	79	84	9-37
2/7		LA LAKERS	W	114	108	10-37
2/10		at Orlando	L	96	101	10-38
2/12		at Milwaukee	L	83	113	10-39
2/15		DENVER	L	96	100	10-40
2/16		at Cleveland	L	89	111	10-41
		ALL-STAR BREAK				
2/22		at Sacramento	L	104	114	10-42
2/23		at Golden State	L	96	101	10-43
2/25		at Portland	L	101	102	10-44
2/27		at LA Clippers	L	104	111	10-45
3/1		at Denver	L	74	97	10-46
3/2		at Utah	L	74	96	10-47
3/5		PHILADELPHIA	L	97	98	10-48
3/8		at Milwaukee	L	101	105	10-49
3/9		at Boston	L	91	95	10-50
3/11	(#)	at Toronto	W	116	112	11-50
3/12		GOLDEN STATE	L	92	105	11-51
3/14	(#)	DETROIT	L	108	114	11-52
3/16		WASHINGTON	L	93	122	11-53
3/18		NEW YORK	L	92	106	11-54
3/21		at Chicago	L	91	105	11-55
3/22		PHOENIX	L	94	105	11-56
3/25		at San Antonio	L	95	111	11-57
3/26		TORONTO	L	104	109	11-58
3/28		at Orlando	L	102	109	11-59
3/30		at Washington	L	99	102	11-60
4/1		BOSTON	L	100	116	11-61
4/3		LA CLIPPERS	L	91	111	11-62
4/5		NEW ORLEANS	L	86	96	11-63
4/8	(#)	at Toronto	L	101	109	11-64
4/9		MINNESOTA	W	105	98	12-64
4/11	(#)	CHARLOTTE	L	105	110	12-65
4/13		at Charlotte	L	84	105	12-66
4/16		CHICAGO	L	105	114	12-67
4/17	(#)	at New York	W	139	135	13-67
4/19		DETROIT	L	68	95	13-68
4/20		at Philadelphia	L	86	110	13-69

ATLANTA	OPPONENT
Most points: 139 at New York (4/17)	Most points: 135 (New York, 4/17)
Least points: 68 (two times)	Least points: 72 (Detroit, 12/10)

YEARLY RESULTS: 2005 - 06

26-56 OVERALL (18-23 at home, 8-33 on the road)

SEASON STATS

	G	Min	FGM	FGA	Pct	FTM	FTA	Pct	Reb	Asst	PF	Stl	Blk	Pts	Avg
Johnson	82	3340	632	1395	.453	261	330	.791	335	536	187	103	31	1653	20.2
Harrington	76	2782	551	1220	.452	243	350	.694	523	238	301	85	14	1411	18.6
Pachulia	78	2452	307	681	.451	297	404	.735	613	129	286	89	39	911	11.7
J. Smith	80	2559	329	774	.425	210	292	.719	531	191	260	64	208	902	11.3
Lue	51	1234	192	418	.459	118	138	.855	82	157	113	26	3	560	11.0
Childress	74	2249	278	504	.552	154	201	.766	387	131	184	86	39	742	10.0
Stoudamire	61	1236	204	492	.415	99	110	.900	116	75	118	27	3	589	9.7
Williams	79	1952	235	531	.443	189	253	.747	383	63	227	48	24	672	8.5
Grundy	12	108	19	38	.500	9	14	.643	17	9	14	7	0	52	4.3
Ivey	73	978	116	264	.439	24	33	.727	96	74	147	24	7	260	3.6
Delk	1	7	0	1	.000	2	2	1.000	2	0	0	0	0	2	2.0
Batista	57	495	34	80	.425	33	53	.623	144	7	111	15	11	101	1.8
Edwards	40	296	31	64	.484	8	11	.727	48	5	76	3	15	70	1.8
D. Smith	23	127	15	27	.556	6	12	.500	14	9	20	8	0	38	1.7
Thomas	11	66	3	7	.429	3	4	.750	10	1	10	2	0	9	0.8

3-pt. field goals: Atlanta 424-1154 (.367) - Johnson 128-360 (.356), Stoudamire 82-216 (.380), Harrington 66-191 (.346), Lue 58-127 (.457), J. Smith 34-110 (.309), Childress 32-65 (.492), Williams 13-53 (.245), Grundy 5-15 (.333), Ivey 4-10 (.400), D. Smith 2-4 (.500), Pachulia 0-2 (.000), Batista 0-1 (.000). Opponents 444-1205 (.368).

RESULTS

(#, overtime; #2, double OT; #3, three OT; #4, four OT)

Date		Opponent	W/L	Atl.	Opp.	Record
11/2		at Golden State	L	97	122	0-1
11/4		at LA Clippers	L	77	92	0-2
11/5		at Portland	L	93	94	0-3
11/8		LA LAKERS	L	97	103	0-4
11/10		LA CLIPPERS	L	95	102	0-5
11/12		MEMPHIS	L	84	85	0-6
11/15		at San Antonio	L	79	103	0-7
11/17		at Dallas	L	78	87	0-8
11/18		at NOK	L	92	95	0-9
11/23		BOSTON	W	120	117	1-9
11/25		at Indiana	W	87	85	2-9
11/27		PORTLAND	L	75	77	2-10
11/29		at Houston	L	85	100	2-11
11/30		MIAMI	L	74	96	2-12
12/2		TORONTO	L	101	102	2-13
12/4		at Phoenix	L	94	112	2-14
12/6		at Denver	L	116	125	2-15
12/7		at Utah	L	83	95	2-16
12/10		SAN ANTONIO	W	94	84	3-16
12/13		at Cleveland	W	100	94	4-16
12/14		at Philadelphia	L	101	106	4-17
12/16		NEW YORK	W	122	111	5-17
12/18	(#)	DENVER	W	110	107	6-17
12/20		at Miami	L	92	111	6-18
12/23		PHILADELPHIA	W	111	108	7-18
12/27		CHARLOTTE	L	90	93	7-19
12/28		at Toronto	L	102	108	7-20
12/30		at New Jersey	L	91	99	7-21
1/3		TORONTO	L	97	108	7-22
1/6		at Boston	W	103	98	8-22
1/7		NOK	W	101	93	9-22
1/10		BOSTON	L	94	98	9-23
1/11		at Washington	L	72	103	9-24
1/13		at New York	L	94	105	9-25
1/14	(#)	WASHINGTON	L	106	114	9-26
1/16		HOUSTON	W	94	83	10-26
1/18		DETROIT	L	89	117	10-27
1/20		MILWAUKEE	L	102	118	10-28
1/23		INDIANA	W	104	94	11-28
1/25		CLEVELAND	L	97	106	11-29
1/27		PHOENIX	L	106	119	11-30
1/28		at Chicago	L	99	111	11-31
1/30		NEW YORK	W	120	101	12-31
2/1		at Charlotte	W	102	92	13-31
2/3		ORLANDO	W	96	94	14-31
2/4		at Washington	L	85	98	14-32
2/7		DETROIT	W	99	98	15-32
2/10		at Seattle	L	91	99	15-33
2/12		at Sacramento	L	84	109	15-34
2/15		at LA Lakers	W	114	110	16-34
		ALL-STAR BREAK				
2/21		at Detroit	L	87	97	16-35
2/22		SEATTLE	L	109	114	16-36
2/24	(#)	at Indiana	W	117	112	17-36
2/25		MILWAUKEE	L	89	99	17-37
2/27	(#)	NEW JERSEY	W	104	102	18-37
3/1	(#)	at Toronto	W	113	111	19-37
3/3		SACRAMENTO	L	93	102	19-38
3/4		at Miami	L	93	95	19-39
3/7		GOLDEN STATE	W	113	106	20-39
3/11		CHICAGO	L	90	95	20-40
3/13		at Milwaukee	L	87	88	20-41
3/15	(#2)	at New York	L	117	121	20-42
3/17		UTAH	L	101	111	20-43
3/19	(#)	ORLANDO	W	108	107	21-43
3/20		at Detroit	L	84	91	21-44
3/22		at Philadelphia	L	106	115	21-45
3/25		DALLAS	L	83	98	21-46
3/26		at Orlando	L	101	108	21-47
3/28		at Charlotte	L	117	125	21-48
3/29		INDIANA	W	94	93	22-48
3/31		NEW JERSEY	L	88	91	22-49
4/2		at Memphis	L	87	98	22-50
4/4		at New Jersey	L	94	96	22-51
4/5		MINNESOTA	W	101	99	23-51
4/7		WASHINGTON	W	114	101	24-51
4/9		at Minnesota	L	83	84	24-52
4/10		at Orlando	L	88	105	24-53
4/12		CHICAGO	L	90	96	24-54
4/14		CHARLOTTE	L	110	116	24-55
4/15		at Milwaukee	W	120	114	25-55
4/18		MIAMI	W	103	100	26-55
4/19		at Cleveland	L	99	100	26-56

ATLANTA	OPPONENT
Most points: 122 vs. New York (12/16)	Most points: 125 (two times)
Least points: 72 at Washington (1/11)	Least points: 77 (Portland, 11/27)

YEARLY RESULTS: 2006 - 07

30-52 OVERALL (18-23 at home, 12-29 on the road)

SEASON STATS

	G	Min	FGM	FGA	Pct	FTM	FTA	Pct	Reb	Asst	PF	Stl	Blk	Pts	Avg
J. Johnson	57	2359	536	1139	.471	235	314	.748	239	249	115	60	11	1426	25.0
Smith	72	2647	436	993	.439	268	387	.693	621	236	241	101	207	1178	16.4
M. Williams	64	2179	306	706	.433	216	265	.815	337	121	191	52	30	839	13.1
Childress	55	2024	261	518	.504	167	210	.795	340	127	118	58	36	715	13.0
Pachulia	72	2026	291	614	.474	293	373	.786	500	106	267	77	36	875	12.2
Lue	56	1488	218	524	.416	144	163	.883	104	201	101	24	0	636	11.4
Stoudamire	61	1034	177	425	.416	61	68	.897	74	61	88	21	2	471	7.7
S. Williams	81	1514	166	365	.455	110	144	.764	435	44	199	52	39	444	5.5
A. Johnson (TOT)	67	1300	142	343	.414	46	61	.754	101	201	119	33	3	355	5.3
A. Johnson (ATL)	27	739	82	197	.416	25	32	.781	53	123	51	17	2	203	7.5
Claxton	42	1054	91	278	.327	33	60	.550	81	185	131	72	4	221	5.3
Jones	58	666	65	128	.508	59	75	.787	136	11	124	11	42	189	3.3
Medvedenko	14	81	12	29	.414	17	20	.850	14	2	16	0	2	42	3.0
Ivey	53	539	64	143	.448	24	35	.686	51	45	62	24	4	157	3.0
Thompson	6	50	6	15	.400	5	6	.833	8	2	2	0	0	17	2.8
Wright	67	1035	82	183	.448	9	32	.281	216	40	204	28	28	173	2.6
Freije	19	147	16	54	.296	5	6	.833	24	7	13	3	1	40	2.1
Richardson	5	19	3	6	.500	0	0	—	2	0	2	1	0	8	1.6
Batista	13	81	8	16	.500	4	7	.571	30	4	13	3	0	20	1.5
Bozeman	23	199	11	39	.282	2	6	.333	23	9	32	5	2	26	1.1

3-pt. field goals: Atlanta 341-1038 (.329) - J. Johnson 119-312 (.381), Stoudamire 56-155 (.361), Lue 56-161 (.348), Smith 38-152 (.250), Childress 26-77 (.338), A. Johnson 14-44 (.318), M. Williams 11-45 (.244), Claxton 6-28 (.214), Ivey 5-16 (.313), Freije 3-22 (.136), Richardson 2-3 (.667), S. Williams 2-4 (.500), Bozeman 2-13 (.154), Medvedenko 1-2 (.500). Opponents 465-1236 (.376).

RESULTS

(#, overtime; #2, double OT; #3, three OT; #4, four OT)

Date		Opponent	W/L	Atl.	Opp.	Record
11/1		at Philadelphia	L	75	88	0-1
11/3		NEW YORK	W	102	92	1-1
11/5		ORLANDO	W	95	82	2-1
11/7	(#)	at Cleveland	W	104	95	3-1
11/10		at Toronto	W	111	102	4-1
11/11	(#)	SEATTLE	L	112	113	4-2
11/14		MILWAUKEE	L	101	103	4-3
11/18	(#)	MIAMI	L	88	93	4-4
11/22		at Detroit	L	98	103	4-5
11/24		TORONTO	W	97	93	5-5
11/25		at Orlando	L	79	98	5-6
11/28		at Washington	L	95	96	5-7
11/29		CHARLOTTE	W	99	90	6-7
12/1		CLEVELAND	L	95	106	6-8
12/3		at Portland	W	107	96	7-8
12/5		at Seattle	L	87	102	7-9
12/6		at Denver	W	98	96	8-9
12/8		at LA Lakers	L	95	106	8-10
12/10		at Sacramento	L	92	117	8-11
12/12		DENVER	L	87	100	8-12
12/13		at New York	L	82	94	8-13
12/15		at Memphis	W	97	88	9-13
12/16	(#)	CHICAGO	L	104	106	9-14
12/20		UTAH	L	106	112	9-15
12/22		INDIANA	L	90	100	9-16
12/23		at Detroit	L	81	108	9-17
12/27		CLEVELAND	L	76	89	9-18
12/29		at Houston	L	68	94	9-19
12/31		at San Antonio	L	81	95	9-20
1/5		at Toronto	L	92	105	9-21
1/6		LA CLIPPERS	W	86	74	10-21
1/9		at Indiana	L	72	91	10-22
1/10		NOK	L	77	96	10-23
1/12		DETROIT	W	99	93	11-23
1/15		BOSTON	W	100	96	12-23
1/17		at Minnesota	W	105	88	13-23
1/19		CHARLOTTE	L	75	96	13-24
1/20		at Charlotte	L	85	104	13-25
1/23		at Chicago	L	86	94	13-26
1/24		at Boston	W	82	76	14-26
1/26		at Orlando	W	93	90	15-26
1/27		PHILADELPHIA	L	89	104	15-27
1/29		ORLANDO	W	93	83	16-27
1/31		GOLDEN STATE	W	115	94	17-27
2/2		TORONTO	L	91	103	17-28
2/4	(#)	at New Jersey	W	101	99	18-28
2/5		LA LAKERS	L	83	90	18-29
2/7		NEW JERSEY	L	85	87	18-30
2/9		at Phoenix	W	120	111	19-30
2/11		at Golden State	W	106	105	20-30
2/12		at Utah	L	76	102	20-31
2/14		at LA Clippers	W	96	93	21-31
		ALL-STAR BREAK				
2/20		at Chicago	L	81	106	21-32
2/21		SAN ANTONIO	L	96	103	21-33
2/23		HOUSTON	W	105	99	22-33
2/25		PHOENIX	L	106	115	22-34
2/26		at Dallas	L	87	110	22-35
2/28		at NOK	L	100	107	22-36
3/2		at Washington	L	92	93	22-37
3/3	(#)	NEW YORK	L	100	104	22-38
3/5		at Miami	L	81	88	22-39
3/7		WASHINGTON	W	100	97	23-39
3/9		MEMPHIS	W	106	105	24-39
3/10		MINNESOTA	W	99	93	25-39
3/13		PHILADELPHIA	W	104	92	26-39
3/14		at Boston	L	88	109	26-40
3/17		at Indiana	L	90	113	26-41
3/19		SACRAMENTO	W	99	76	27-41
3/21		MIAMI	L	83	91	27-42
3/23	(#)	PORTLAND	L	100	102	27-43
3/25		DALLAS	L	97	104	27-44
3/26		at Miami	L	89	106	27-45
3/28		at Charlotte	L	87	101	27-46
4/1		CHICAGO	L	97	105	27-47
4/4		at New Jersey	L	86	101	27-48
4/6		MILWAUKEE	W	115	102	28-48
4/8	(#)	at Philadelphia	L	104	109	28-49
4/10		BOSTON	W	104	96	29-49
4/13		WASHINGTON	L	85	98	29-50
4/14		at Cleveland	L	76	110	29-51
4/16		at Milwaukee	L	96	102	29-52
4/17		INDIANA	W	118	102	30-52

ATLANTA
Most points: 120 at Phoenix (2/9)
Least points: 68 at Houston (12/29)

OPPONENT
Most points: 117 (Sacramento, 12/10)
Least points: 74 (LA Clippers, 1/6)

YEARLY RESULTS: 2007 - 08

37-45 OVERALL (25-16 at home,12-29 on the road)

SEASON STATS

	G	Min	FGM	FGA	Pct	FTM	FTA	Pct	Reb	Asst	PF	Stl	Blk	Pts	Avg
J. Johnson	82	3343	647	1497	.432	316	379	.834	367	474	168	84	18	1779	21.7
Smith	81	2873	518	1133	.457	333	469	.822	667	272	269	123	227	1394	17.2
M. Williams	80	2765	424	918	.462	336	409	.822	457	137	225	81	33	1185	14.8
Bibby (TOT)	48	1573	248	603	.411	78	100	.780	160	290	97	54	4	667	13.9
Bibby (ATL)	33	1100	170	411	.414	55	69	.797	104	215	63	35	2	464	14.1
Childress	76	2274	327	573	.571	222	275	.807	373	117	129	71	43	898	11.8
Horford	81	2540	333	668	.499	155	212	.731	785	124	267	60	76	821	10.1
Lue	33	564	86	196	.439	24	28	.857	41	59	38	11	0	226	6.8
A. Johnson	42	1121	115	267	431	26	32	.813	98	202	86	42	8	283	6.7
Stoudamire	35	402	65	180	.361	41	50	.820	24	28	34	7	5	200	5.7
Pachulia	62	944	107	245	.437	108	153	.706	248	36	140	24	13	322	5.2
Law	56	865	95	237	.401	38	48	.792	57	113	73	29	0	235	4.2
S. Williams	36	414	37	100	.370	35	51	.686	107	11	60	13	11	109	3.0
Richardson (TOT)	27	132	16	44	.364	2	2	1.000	9	2	13	3	0	41	1.5
Richardson (ATL)	19	88	13	31	.419	0	0	---	7	0	6	2	0	31	1.6
Jones	35	145	12	30	.400	11	20	.550	42	0	28	3	5	35	1.0
Wright	13	148	5	17	.294	3	6	.500	37	3	26	3	3	13	1.0
West	64	269	21	49	.429	17	26	.654	48	13	61	12	4	59	0.9

3-pt. field goals: Atlanta 384-1078 (.356) - J. Johnson 169-444 (.381), Bibby 69-187 (.369), Lue 30-69 (.435), Stoudamire 29-85 (.341), A. Johnson 27-63 (.429), Smith 25-99 (.253), Childress 22-60 (.367), Law 7-34 (.206), Richardson 5-12 (.417), M. Williams 1-10 (.100). Opponents 512-1413 (.362).

RESULTS

(#, overtime; #2, double OT; #3, three OT; #4, four OT)

(1) game completed on 3/8

Date		Opponent	W/L	Atl.	Opp.	Record
11/2		DALLAS	W	101	94	1-0
11/4		at Detroit	L	91	92	1-1
11/6		at New Jersey	L	82	87	1-2
11/7		PHOENIX	W	105	96	2-2
11/9		at Boston	L	83	106	2-3
11/11		WASHINGTON	L	90	101	2-4
11/14		CHARLOTTE	W	117	109	3-4
11/16	(#2)	SEATTLE	L	123	126	3-5
11/17		at Milwaukee	L	96	105	3-6
11/20		SAN ANTONIO	L	83	95	3-7
11/21		at Miami	W	82	79	4-7
11/24		at Minnesota	W	94	87	5-7
11/27		at Chicago	L	78	90	5-8
11/28		MILWAUKEE	W	96	80	6-8
11/30		NEW ORLEANS	L	86	92	6-9
12/3		at Philadelphia	W	88	79	7-9
12/4		DETROIT	L	95	106	7-10
12/6		MINNESOTA	W	90	89	8-10
12/8		MEMPHIS	W	86	78	9-10
12/10		at Orlando	W	98	87	10-10
12/11		TORONTO	L	88	100	10-11
12/14		at Detroit	L	81	91	10-12
12/15		CHARLOTTE	W	93	84	11-12
12/17		UTAH	W	116	111	12-12
12/19	(1) (#)	MIAMI	W	114	111	13-12
12/21		at Washington	W	97	92	14-12
12/26		INDIANA	W	107	95	15-12
12/29		at Dallas	L	84	97	15-13
1/2		at Cleveland	L	94	98	15-14
1/4		at Indiana	L	91	113	15-15
1/5		NEW JERSEY	L	107	113	15-16
1/9		CLEVELAND	W	90	81	16-16
1/11	(#)	WASHINGTON	L	98	102	16-17
1/13		CHICAGO	W	105	84	17-17
1/15		DENVER	W	104	93	18-17
1/16		at Milwaukee	L	80	87	18-18
1/18		at Toronto	L	78	89	18-19
1/21	(#)	PORTLAND	L	109	111	18-20
1/23		at Denver	L	100	107	18-21
1/25		at Seattle	W	99	90	19-21
1/27		at Portland	L	93	94	19-22
1/29		at Phoenix	L	92	125	19-23
1/30		at LA Clippers	L	88	95	19-24
2/2		NEW JERSEY	W	104	92	20-24
2/4		PHILADELPHIA	W	96	91	21-24
2/6		LA LAKERS	W	98	95	22-24
2/8		CLEVELAND	L	95	100	22-25
2/9		at Houston	L	89	108	22-26
2/12		DETROIT	L	90	94	22-27
2/13	(#)	at Charlotte	L	98	100	22-28
		ALL-STAR BREAK				
2/19		at LA Lakers	L	93	122	22-29
2/20		at Sacramento	L	107	119	22-30
2/22		at Golden State	W	117	110	23-30
2/23		at Utah	L	94	100	23-31
2/25		at San Antonio	L	74	89	23-32
2/27		SACRAMENTO	W	123	117	24-32
2/29		NEW YORK	W	99	93	25-32
3/2		at Boston	L	88	98	25-33
3/4		GOLDEN STATE	L	118	135	25-34
3/5		at New Orleans	L	101	116	25-35
3/7		at Charlotte	L	93	108	25-36
3/8		MIAMI	W	97	94	26-36
3/10		at Orlando	L	112	123	26-37
3/12		HOUSTON	L	75	83	26-38
3/14		LA CLIPPERS	W	117	93	27-38
3/16		at New York	W	109	98	28-38
3/17		at Washington	W	105	96	29-38
3/19		at New Jersey	L	117	125	29-39
3/22		ORLANDO	W	98	90	30-39
3/25		at Chicago	L	94	103	30-40
3/26		MILWAUKEE	W	115	96	31-40
3/28		CHICAGO	W	106	103	32-40
3/30		NEW YORK	W	114	109	33-40
3/31		at Memphis	W	116	99	34-40
4/2	(#)	TORONTO	W	127	120	35-40
4/4		PHILADELPHIA	L	104	109	35-41
4/5		at Philadelphia	W	92	87	36-41
4/8		at Indiana	L	98	112	36-42
4/11		at New York	W	116	104	37-42
4/12		BOSTON	L	89	99	37-43
4/15		ORLANDO	L	105	121	37-44
4/16		at Miami	L	99	113	37-45

ATLANTA
Most points: 127 vs. Toronto (4/2)
Least points: 74 at San Antonio (2/25)

OPPONENT
Most points: 135 (Golden State, 3/4)
Least points: 78 (Memphis, 12/8)

YEARLY RESULTS: 2008 - 09

47-35 OVERALL (31-10 at home, 16-25 on the road)

SEASON STATS

	G	Min	FGM	FGA	Pct	FTM	FTA	Pct	Reb	Asst	PF	Stl	Blk	Pts	Avg
Johnson	79	3124	620	1420	.437	299	362	.826	346	455	176	0	19	1688	21.4
Smith	69	2421	418	849	.492	211	359	.588	498	169	184	94	111	1073	15.6
Bibby	79	2740	437	1005	.435	135	171	.789	278	392	145	98	11	1176	14.9
Williams	61	2093	285	622	.458	220	273	.806	382	81	127	57	39	845	13.9
Murray	80	1975	355	795	.447	177	233	.760	168	158	173	88	17	974	12.2
Horford	67	2242	312	594	.525	149	205	.727	624	163	190	53	95	773	11.5
Evans	80	1840	208	482	.432	60	73	.822	243	54	163	50	1	574	7.2
Pachulia	77	1473	159	320	.497	163	230	.709	436	57	208	35	26	481	6.2
Jones	63	675	67	111	.604	53	74	.716	142	15	125	7	34	188	3.0
Law	55	560	52	139	.374	49	60	.817	58	86	43	11	3	162	2.9
Claxton	2	15	2	7	.286	1	2	.500	0	3	1	0	0	5	2.5
Gardner	16	98	9	36	.250	2	4	.500	7	2	4	4	1	24	1.5
Hunter	16	92	11	20	.550	0	5	.000	24	1	11	2	5	22	1.4
West	53	269	14	34	.412	14	30	.467	56	19	35	18	4	43	0.8
Morris	23	89	7	17	.412	4	4	1.000	20	2	25	2	1	18	0.8

3-pt. field goals: Atlanta 597-1633 (.366) - Bibby 167-428 (.390), Johnson 149-414 (.360), Evans 98-248 (.395), Murray 87-242 (.360), Williams 55-155 (.355), Smith 26-87 (.299), Law 9-29 (.310), Gardner 4-23 (.174), West 1-1 (1.000), Claxton 1-2 (.500). Opponents 528-1496 (.353).

RESULTS

(#, overtime; #2, double OT; #3, three OT; #4, four OT)

Date		Opponent	W/L	Atl.	Opp.	Record
10/29		at Orlando	W	99	85	1-0
11/1		PHILADELPHIA	W	95	88	2-0
11/5		at New Orleans	W	87	79	3-0
11/7		TORONTO	W	110	92	4-0
11/9		at Okla. City	W	89	85	5-0
11/11		at Chicago	W	113	108	6-0
11/12		at Boston	L	102	103	6-1
11/14		at New Jersey	L	108	115	6-2
11/15		NEW JERSEY	L	107	119	6-3
11/18		at Indiana	L	96	113	6-4
11/19		WASHINGTON	W	91	87	7-4
11/21		CHARLOTTE	W	88	83	8-4
11/22		at Cleveland	L	96	110	8-5
11/26		MILWAUKEE	W	102	96	9-5
11/28		at Toronto	L	88	93	9-6
11/29		at Washington	W	102	98	10-6
12/3		MEMPHIS	W	105	95	11-6
12/5		NEW YORK	W	98	95	12-6
12/6		at Dallas	L	98	100	12-7
12/9		at Houston	L	84	92	12-8
12/10		at San Antonio	L	89	95	12-9
12/12		at Miami	W	87	73	13-9
12/13		CLEVELAND	W	97	92	14-9
12/15		CHARLOTTE	W	83	79	15-9
12/17		BOSTON	L	85	88	15-10
12/19		GOLDEN ST.	W	115	99	16-10
12/21		DETROIT	W	85	78	17-10
12/23		OKLA. CITY	W	99	88	18-10
12/27		CHICAGO	W	129	117	19-10
12/29		DENVER	W	109	91	20-10
12/30		at Indiana	W	110	104	21-10
1/2	(#)	at New Jersey	L	91	93	21-11
1/3		HOUSTON	W	103	100	22-11
1/7		ORLANDO	L	102	106	22-12
1/9		at Orlando	L	87	121	22-13
1/11		PHILADELPHIA	L	94	109	22-14
1/13		at Phoenix	L	102	107	22-15
1/14		at LA Clippers	W	97	80	23-15
1/16		at Golden St.	L	114	119	23-16
1/19		TORONTO	W	87	84	24-16
1/20		at Chicago	W	105	102	25-16
1/23		MILWAUKEE	W	117	87	26-16
1/25		PHOENIX	L	99	104	26-17
1/26		at Miami	L	79	95	26-18
1/28		at New York	L	104	112	26-19
1/30		NEW JERSEY	W	105	88	27-19
1/31		at Milwaukee	L	107	110	27-20
2/4		at Minnesota	W	94	86	28-20
2/6		at Charlotte	W	102	97	29-20
2/7		LA CLIPPERS	L	97	121	29-21
2/10		WASHINGTON	W	111	90	30-21
2/11		at Detroit	W	99	95	31-21
		ALL-STAR BREAK				
2/17		at LA Lakers	L	83	96	31-22
2/18		at Sacramento	W	105	100	32-22
2/20		at Portland	L	98	108	32-23
2/23		at Utah	L	89	108	32-24
2/25		at Denver	L	109	110	32-25
2/27		MIAMI	W	91	83	33-25
3/1		CLEVELAND	L	87	88	33-26
3/2		at Washington	W	98	89	34-26
3/4		at New York	L	105	109	34-27
3/6		at Charlotte	L	91	98	34-28
3/7		DETROIT	W	87	83	35-28
3/9		NEW ORLEANS	W	89	79	36-28
3/11		UTAH	W	100	93	37-28
3/13		INDIANA	W	101	87	38-28
3/15		PORTLAND	W	98	80	39-28
3/17		SACRAMENTO	W	119	97	40-28
3/19		DALLAS	W	95	87	41-28
3/21		at Cleveland	L	96	102	41-29
3/23		MINNESOTA	W	109	97	42-29
3/25		SAN ANTONIO	L	92	102	42-30
3/27		BOSTON	L	93	99	42-31
3/29		LA LAKERS	W	86	76	43-31
3/31		at Philadelphia	L	85	98	43-32
4/3		at Boston	L	92	104	43-33
4/4		ORLANDO	L	82	88	43-34
4/7		at Toronto	W	118	110	44-34
4/8		at Milwaukee	W	113	105	45-34
4/10		INDIANA	W	122	118	46-34
4/14		MIAMI	W	81	79	47-34
4/15		at Memphis	L	90	98	47-35

ATLANTA	OPPONENT
Most points: 129 at Chicago (12/27)	Most points: 121 (LA Clippers, 2/7)
Least points: 79 at Miami (1/26)	Least points: 73 (Miami, 12/12)

YEARLY RESULTS: 2009 - 10

53-29 OVERALL (34-7 at home, 19-22 on the road)

SEASON STATS

	G	Min	FGM	FGA	Pct	FTM	FTA	Pct	Reb	Asst	PF	Stl	Blk	Pts	Avg
Johnson	76	2886	635	1386	.458	220	269	.818	353	369	145	82	5	1619	21.3
Crawford	79	2460	496	1105	.449	270	315	.857	201	238	132	61	12	1425	18.0
Jos. Smith	81	2871	504	999	.505	261	422	.618	705	342	240	130	173	1269	15.7
Horford	81	2845	467	847	.551	213	270	.789	799	189	225	59	91	1148	14.2
Williams	81	2468	302	664	.455	176	215	.819	416	93	160	66	46	820	10.1
Bibby	80	2195	268	644	.416	68	79	.861	184	310	157	67	3	730	9.1
Evans	79	1317	175	393	.445	46	61	.754	154	48	125	34	17	453	5.7
Pachulia	78	1089	120	246	.488	93	143	.650	293	42	186	37	30	333	4.3
Teague	71	719	90	227	.396	41	49	.837	67	122	82	34	11	228	3.2
Joe Smith	64	592	77	193	.399	39	48	.813	157	21	95	6	19	194	3.0
Morris	28	124	23	41	.561	16	27	.593	38	2	34	5	3	62	2.2
Hunter	7	33	4	12	.333	3	4	.750	12	0	5	0	1	11	1.6
West	39	142	12	21	.571	6	10	.600	27	9	25	8	0	30	0.8
Collins	24	115	8	23	.348	0	2	.000	14	4	21	3	2	16	0.7

3-pt. field goals: Atlanta 524-1455 (.360) - Crawford 163-427 (.382), Johnson 129-350 (.369), Bibby 126-324 (.389), Evans 57-169 (.337), Williams 40-132 (.303), Teague 7-32 (.219), Horford 1-1 (1.000), Joe Smith 1-7 (.143), Josh Smith 0-7 (.000), Pachulia 0-4 (.000), Collins 0-1 (.000), West 0-1 (.000). Opponents 480-1392 (.345).

RESULTS

(#, overtime; #2, double OT; #3, three OT; #4, four OT)

Date		Opponent	W/L	Atl.	Opp.	Record
10/28		INDIANA	W	120	109	1-0
10/30		WASHINGTON	W	100	89	2-0
11/1		at LA Lakers	L	110	118	2-1
11/3		at Portland	W	97	91	3-1
11/4		at Sacramento	W	113	105	4-1
11/6		at Charlotte	L	83	103	4-2
11/7		DENVER	W	125	100	5-2
11/11		at New York	W	114	101	6-2
11/13		at Boston	W	97	86	7-2
11/14		NEW ORLEANS	W	121	98	8-2
11/16	(#)	PORTLAND	W	99	95	9-2
11/18		MIAMI	W	105	90	10-2
11/20		HOUSTON	W	105	103	11-2
11/21		at New Orleans	L	88	96	11-3
11/26		ORLANDO	L	76	93	11-4
11/27		at Philadelphia	W	100	86	12-4
11/29		at Detroit	L	88	94	12-5
12/2		TORONTO	W	146	115	13-5
12/4		NEW YORK	L	107	114	13-6
12/5		at Dallas	W	80	75	14-6
12/9		CHICAGO	W	118	83	15-6
12/11		at Toronto	W	111	89	16-6
12/13		NEW JERSEY	W	130	107	17-6
12/16		MEMPHIS	W	110	97	18-6
12/18		UTAH	W	96	83	19-6
12/19	(#)	at Chicago	L	98	101	19-7
12/22		at Minnesota	W	112	87	20-7
12/23		at Denver	L	104	124	20-8
12/26		at Indiana	W	110	98	21-8
12/29		CLEVELAND	L	84	95	21-9
12/30		at Cleveland	L	101	106	21-10
1/1	(#)	NEW YORK	L	108	112	21-11
1/4		at Miami	L	75	92	21-12
1/6		NEW JERSEY	W	119	89	22-12
1/8		BOSTON	W	93	85	23-12
1/9		at Orlando	L	81	113	23-13
1/11		at Boston	W	102	96	24-13
1/13		WASHINGTON	W	94	82	25-13
1/15		PHOENIX	W	102	101	26-13
1/18		OKLAHOMA CITY	L	91	94	26-14
1/20		SACRAMENTO	W	108	97	27-14
1/22		CHARLOTTE	W	103	89	28-14
1/25		at Houston	W	102	95	29-14
1/27		at San Antonio	L	90	105	29-15
1/29		BOSTON	W	100	91	30-15
1/30		at Orlando	L	86	104	30-16
2/2		at Oklahoma City	L	99	106	30-17
2/3		LA CLIPPERS	W	103	97	31-17
2/5		CHICAGO	W	91	81	32-17
2/6		at Washington	Postponed to 3/11 due to weather			
2/9		at Memphis	W	108	94	33-17
2/10		MIAMI	L	76	94	33-18
		ALL-STAR BREAK				
2/17		at LA Clippers	W	110	92	34-18
2/19		at Phoenix	L	80	88	34-19
2/21		at Golden State	L	104	108	34-20
2/22		at Utah	W	105	100	35-20
2/24		MINNESOTA	W	98	92	36-20
2/26	(#)	DALLAS	L	103	111	36-21
2/28	(#)	MILWAUKEE	W	106	102	37-21
3/1		at Chicago	W	116	92	38-21
3/3		PHILADELPHIA	W	112	93	39-21
3/5		GOLDEN STATE	W	127	122	40-21
3/6		at Miami	L	94	100	40-22
3/8		at New York	L	98	99	40-23
3/11		at Washington	W	105	99	41-23
3/13		DETROIT	W	112	99	42-23
3/16		at New Jersey	W	108	84	43-23
3/17		at Toronto	L	105	106	43-24
3/19	(#)	CHARLOTTE	W	93	92	44-24
3/21	(#)	SAN ANTONIO	W	119	114	45-24
3/22		at Milwaukee	L	95	98	45-25
3/24		ORLANDO	W	86	84	46-25
3/26		at Philadelphia	L	98	105	46-26
3/28		INDIANA	W	94	84	47-26
3/31		LA LAKERS	W	109	92	48-26
4/2		at Cleveland	L	88	93	48-27
4/3		DETROIT	W	91	85	49-27
4/6		at Charlotte	L	100	109	49-28
4/7		at Detroit	L	88	90	49-29
4/9		TORONTO	W	107	101	50-29
4/10		at Washington	W	105	95	51-29
4/12		at Milwaukee	W	104	96	52-29
4/14		CLEVELAND	W	99	83	53-29

ATLANTA	OPPONENT
Most points: 146 vs. Toronto (12/2)	Most points: 124 (Denver, 12/23)
Least points: 75 at Miami (1/4)	Least points: 75 (Dallas, 12/5)

YEARLY RESULTS: 2010 - 11

44-38 OVERALL (24-17 at home, 20-21 on the road)

SEASON STATS

	G	Min	FGM	FGA	Pct	FTM	FTA	Pct	Reb	Asst	PF	Stl	Blk	Pts	Avg
Johnson	72	2554	514	1161	.443	195	243	.802	291	338	131	47	7	1312	18.2
Smith	77	2645	497	1041	.477	229	316	.725	657	255	217	99	120	1274	16.5
Horford	77	2704	513	921	.557	150	188	.798	718	266	193	59	80	1178	15.3
Ja. Crawford	76	2297	368	874	.421	222	260	.854	130	241	97	57	14	1077	14.2
Williams	65	1865	246	537	.458	147	174	.845	313	88	104	34	23	676	10.4
Hinrich (TOT)	72	2157	278	623	.446	106	126	.841	182	288	185	75	17	737	10.2
Hinrich (ATL)	24	686	80	185	.432	14	21	.667	53	78	66	19	7	206	8.6
Bibby	56	1674	192	441	.435	29	46	.630	143	202	125	38	6	526	9.4
Teague	70	963	133	304	.438	77	97	.794	102	138	82	45	25	361	5.2
Evans	47	837	79	201	.393	24	28	.857	84	30	74	16	5	210	4.5
Pachulia	79	1244	107	232	.461	135	179	.754	333	58	184	34	22	349	4.4
Jo. Crawford	16	160	27	77	.351	4	6	.667	28	15	13	3	0	67	4.2
Powell	54	653	94	208	.452	36	45	.800	135	22	78	5	5	224	4.1
Wilkins	52	676	69	137	.504	40	56	.714	90	41	72	27	9	180	3.5
Thomas	13	82	10	21	.476	12	15	.800	23	2	11	1	4	32	2.5
Sy	3	21	2	6	.333	3	3	1.000	3	2	1	1	0	7	2.3
Collins	49	593	34	71	.479	27	41	.659	102	22	97	9	9	96	2.0
Armstrong (TOT)	53	489	37	76	.487	16	33	.485	131	14	84	18	21	92	1.7
Armstrong (ATL)	12	76	6	12	.500	2	10	.200	17	4	9	3	5	15	1.3

3-pt. field goals: Atlanta 502-1427 (.352) - Ja. Crawford 119-439 (.341), Bibby 113-256 (.441), Johnson 89-300 (.297), Smith 51-154 (.331), Williams 37-110 (.336), Hinrich 32-76 (.421), Evans 28-89 (.315), Teague 18-48 (.375), Jo. Crawford 9-27 (.333), Horford 2-4 (.500), Wilkins 2-10 (.200), Armstrong 1-1 (1.000), Collins 1-1 (1.000). Opponents 459-1358 (.338).

RESULTS

(#, overtime; #2, double OT; #3, three OT; #4, four OT)

Date		Opponent	W/L	Atl.	Opp.	Record
10/27		at Memphis	W	119	104	1-0
10/29		at Philadelphia	W	104	101	2-0
10/30		WASHINGTON	W	99	95	3-0
11/2		at Cleveland	W	100	88	4-0
11/3		DETROIT	W	94	85	5-0
11/5		at Minnesota	W	113	103	6-0
11/7		PHOENIX	L	114	118	6-1
11/8		at Orlando	L	89	93	6-2
11/10		MILWAUKEE	L	91	108	6-3
11/12		UTAH	L	86	90	6-4
11/14		MINNESOTA	W	111	105	7-4
11/16		at Indiana	W	102	92	8-4
11/20		DALLAS	L	93	98	8-5
11/22		BOSTON	L	76	99	8-6
11/23	(#)	at New Jersey	L	101	107	8-7
11/25		WASHINGTON	W	116	96	9-7
11/27		NEW YORK	W	99	90	10-7
11/28		at Toronto	W	96	78	11-7
12/1		MEMPHIS	W	112	109	12-7
12/3		PHILADELPHIA	W	93	88	13-7
12/4		at Miami	L	77	89	13-8
12/6		at Orlando	W	80	74	14-8
12/7		NEW JERSEY	W	116	101	15-8
12/10		at San Antonio	L	92	108	15-9
12/11		INDIANA	W	97	83	16-9
12/14		at Detroit	L	80	103	16-10
12/16		at Boston	L	90	102	16-11
12/17		CHARLOTTE	W	90	85	17-11
12/19		at New Jersey	L	82	89	17-12
12/20		ORLANDO	W	91	81	18-12
12/22		CLEVELAND	W	98	84	19-12
12/26		at New Orleans	L	86	93	19-13
12/27		at Milwaukee	W	95	80	20-13
12/29		GOLDEN STATE	W	103	93	21-13
12/31		at Oklahoma City	L	94	103	21-14
1/2		at LA Clippers	W	107	98	22-14
1/4		at Sacramento	W	108	102	23-14
1/5		at Utah	W	110	107	24-14
1/8		INDIANA	W	108	93	25-14
1/11		MILWAUKEE	PPD (severe weather) to 3/15			
1/12		at Toronto	W	104	101	26-14
1/15		HOUSTON	L	106	112	26-15
1/17		SACRAMENTO	W	100	98	27-15
1/18	(#)	at Miami	W	93	89	28-15
1/21		NEW ORLEANS	L	59	100	28-16
1/22		at Charlotte	W	103	87	29-16
1/26		at Milwaukee	L	90	98	29-17
1/28		NEW YORK	W	111	102	30-17
1/29		at Dallas	L	91	102	30-18
2/2		TORONTO	W	100	87	31-18
2/4		LA CLIPPERS	W	101	100	32-18
2/5		at Washington	W	99	92	33-18
2/8		PHILADELPHIA	L	83	117	33-19
2/12		CHARLOTTE	L	86	88	33-20
2/14		at Detroit	W	94	79	34-20
2/16		at New York	L	90	102	34-21
		ALL-STAR BREAK				
2/22		at LA Lakers	L	80	104	34-22
2/23		at Phoenix	L	97	105	34-23
2/25		at Golden State	W	95	79	35-23
2/27		at Portland	W	90	83	36-23
2/28		at Denver	L	90	100	36-24
3/2		CHICAGO	W	83	80	37-24
3/4		OKLAHOMA CITY	L	104	111	37-25
3/6		NEW YORK	L	79	92	37-26
3/8		LA LAKERS	L	87	101	37-27
3/11		at Chicago	L	76	94	37-28
3/12		PORTLAND	W	91	82	38-28
3/15		MILWAUKEE	W	110	85	39-28
3/16		DENVER	L	87	102	39-29
3/18		MIAMI	L	85	106	39-30
3/20		DETROIT	W	104	96	40-30
3/22		CHICAGO	L	81	114	40-31
3/23		at Philadelphia	L	100	105	40-32
3/26		NEW JERSEY	W	98	87	41-32
3/27		at Cleveland	W	99	83	42-32
3/30		ORLANDO	W	85	82	43-32
4/1		BOSTON	W	88	83	44-32
4/3		at Houston	L	109	114	44-33
4/5		SAN ANTONIO	L	90	97	44-34
4/8		at Indiana	L	102	114	44-35
4/9		at Washington	L	83	115	44-36
4/11		MIAMI	L	90	98	44-37
4/13		at Charlotte	L	85	96	44-38

ATLANTA
Most points: 119 at Memphis (10/27)
Least points: 59 vs. New Orleans (1/21)

OPPONENT
Most points: 118 (Phoenix, 11/7)
Least points: 74 (Orlando, 12/6)

Hawks.com /Hawks @ATLHawks

YEARLY RESULTS: 2011 - 12

40-26 OVERALL (23-10 at home, 17-16 on the road)

SEASON STATS

	G	Min	FGM	FGA	Pct	FTM	FTA	Pct	Reb	Asst	PF	Stl	Blk	Pts	Avg
J. Johnson	60	2127	423	931	.454	158	186	.849	221	232	75	48	13	1129	18.8
Smith	66	2329	504	1101	.458	203	322	.630	632	257	172	93	115	1239	18.8
Teague	66	2183	320	672	.476	140	185	.757	159	321	145	106	37	831	12.6
Horford	11	348	57	103	.553	22	30	.733	77	24	21	10	14	136	12.4
Williams	57	1500	203	470	.432	115	146	.788	294	71	84	47	18	579	10.2
Pachulia	58	1640	169	339	.499	117	158	.741	457	79	172	55	29	455	7.8
Green	53	922	153	325	.471	48	56	.857	80	40	74	23	6	404	7.6
Hinrich	48	1237	122	295	.414	25	32	.781	101	132	100	38	11	316	6.6
I. Johnson	56	934	141	275	.513	72	100	.720	226	32	116	43	18	356	6.4
Pargo	50	671	105	253	.415	19	20	.950	73	96	64	20	2	282	5.6
McGrady	52	837	101	231	.437	56	83	.675	154	110	35	16	15	273	5.3
Radmanovic	49	755	74	197	.376	22	29	.759	143	54	62	21	15	220	4.5
Stackhouse	30	273	37	100	.370	21	23	.913	23	14	12	10	3	108	3.6
Collins	30	308	16	40	.400	7	15	.467	48	10	34	4	3	39	1.3
Sloan	5	20	3	8	.375	0	0	---	5	5	3	1	0	6	1.2
Dampier	15	83	1	8	.125	0	0	---	25	4	9	1	4	2	0.1

3-pt. field goals: Atlanta 492-1330 (.370) - Johnson 125-322 (.388), Williams 58-149 (.389), Pargo 53-138 (.384), Teague 51-149 (.342), Green 50-113 (.442), Radmanovic 50-135 (.370), Hinrich 47-136 (.346), Smith 28-109 (.257), McGrady 15-33 (.455), Stackhouse 13-38 (.342), I. Johnson 2-6 (.333). Opponents 391-1137 (.344).

RESULTS

(#, overtime; #2, double OT; #3, three OT; #4, four OT)

Date		Opponent	W/L	Atl.	Opp.	Record
12/27		at New Jersey	W	106	70	1-0
12/28		WASHINGTON	W	101	83	2-0
12/30		NEW JERSEY	W	105	98	3-0
12/31		at Houston	L	84	95	3-1
1/2		at Miami	W	100	92	4-1
1/3		at Chicago	L	74	76	4-2
1/5	(#3)	MIAMI	L	109	116	4-3
1/6	(#)	at Charlotte	W	102	96	5-3
1/7		CHICAGO	W	109	94	6-3
1/9		at New Jersey	W	106	101	7-3
1/11		at Indiana	L	84	96	7-4
1/12		CHARLOTTE	W	111	81	8-4
1/14		MINNESOTA	W	93	91	9-4
1/16		TORONTO	W	93	84	10-4
1/18		PORTLAND	W	92	89	11-4
1/20		at Philadelphia	L	76	90	11-5
1/21		CLEVELAND	W	121	94	12-5
1/23		at Milwaukee	W	97	92	13-5
1/25		at San Antonio	L	83	105	13-6
1/27	(#)	at Detroit	W	107	101	14-6
1/29		at New Orleans	W	94	72	15-6
1/31		at Toronto	W	100	77	16-6
2/2		MEMPHIS	L	77	96	16-7
2/4		PHILADELPHIA	L	87	98	16-8
2/6		PHOENIX	L	90	99	16-9
2/8		INDIANA	W	97	87	17-9
2/10	(#)	at Orlando	W	89	87	18-9
2/12		MIAMI	L	87	107	18-10
2/14		at LA Lakers	L	78	86	18-11
2/15		at Phoenix	W	101	99	19-11
2/18		at Portland	L	77	97	19-12
2/20		at Chicago	L	79	90	19-13
2/22		at New York	L	82	99	19-14
2/23		ORLANDO	W	83	78	20-14
		ALL-STAR BREAK				
2/29		GOLDEN STATE	L	82	85	20-15
3/2		MILWAUKEE	W	99	94	21-15
3/3		OKLAHOMA CITY	W	97	90	22-15
3/6		at Indiana	W	101	96	23-15
3/7		at Miami	L	86	89	23-16
3/9		at Detroit	L	85	86	23-17
3/11		at Sacramento	W	106	99	24-17
3/13	(#)	at Denver	L	117	118	24-18
3/14		at LA Clippers	L	82	96	24-19
3/16		WASHINGTON	W	102	88	25-19
3/18		at Cleveland	W	103	87	26-19
3/19		BOSTON	L	76	79	26-20
3/21	(#)	CLEVELAND	W	103	102	27-20
3/23		NEW JERSEY	W	93	84	28-20
3/24		at Washington	W	95	92	29-20
3/25	(#4)	UTAH	W	139	133	30-20
3/27		at Milwaukee	L	101	108	30-21
3/28		CHICAGO	L	77	98	30-22
3/30		NEW YORK	W	100	90	31-22
3/31		at Philadelphia	L	90	95	31-23
4/4		CHARLOTTE	W	120	93	32-23
4/6		DETROIT	W	101	96	33-23
4/7		at Charlotte	W	116	96	34-23
4/11	(#)	at Boston	L	86	88	34-24
4/13		at Orlando	W	109	81	35-24
4/15		TORONTO	L	86	102	35-25
4/16		at Toronto	W	109	87	36-25
4/18		DETROIT	W	116	84	37-25
4/20		BOSTON	W	97	92	38-25
4/22		NEW YORK	L	112	113	38-26
4/24		LA CLIPPERS	W	109	102	39-26
4/26		DALLAS	W	106	89	40-26

ATLANTA
Most points: 139 vs. Utah (3/25)
Least points: 74 at Chicago (1/3)

OPPONENT
Most points: 133 (Utah, 3/25)
Least points: 70 (New Jersey, 12/27)

YEARLY RESULTS: 2012 - 13

44-38 OVERALL (25-16 at home, 19-22 on the road)

SEASON STATS

	G	Min	FGM	FGA	Pct	FTM	FTA	Pct	Reb	Asst	PF	Stl	Blk	Pts	Avg
Smith	76	2683	550	1182	.465	166	321	.517	639	321	175	94	136	1327	17.5
Horford	74	2756	576	1060	.543	134	208	.644	757	240	163	78	78	1289	17.4
Teague	80	2628	439	974	.451	199	226	.881	180	579	181	117	28	1166	14.6
Williams	39	1119	187	443	.422	105	121	.868	80	139	55	44	10	551	14.1
Korver	74	2259	277	601	.461	67	78	.859	293	146	170	70	37	810	10.9
Harris	58	1421	194	443	.438	112	154	.727	116	197	103	64	13	577	9.9
Johnson	69	1035	185	356	.520	81	131	.618	266	46	131	56	14	452	6.6
Jenkins	61	902	131	294	.446	59	70	.843	94	56	37	12	10	374	6.1
Pachulia	52	1134	114	241	.473	78	103	.757	336	79	128	35	12	306	5.9
Morrow	24	301	47	111	.423	16	18	.889	26	9	33	12	1	125	5.2
Stevenson	56	1158	98	262	.374	12	23	.522	122	52	69	29	6	284	5.1
Pargo	7	113	13	38	.342	2	2	1.000	7	19	8	3	0	35	5.0
Mack (TOT)	31	416	58	126	.460	9	16	.563	40	68	39	15	0	143	4.6
Mack (ATL)	20	268	41	84	.488	8	14	.571	24	44	28	9	0	104	5.2
Scott	40	376	70	147	.476	43	56	.768	110	12	32	4	2	183	4.6
Tolliver	62	963	82	216	.380	44	51	.863	155	32	66	15	12	253	4.1
Petro	31	352	48	110	.436	11	12	.917	112	16	48	10	9	108	3.5
Jones (TOT)	78	1017	82	222	.369	87	113	.770	101	48	119	22	6	262	3.4
Jones (ATL)	28	381	32	82	.390	21	31	.677	31	20	46	12	1	88	3.1
Tyler (TOT)	21	68	9	24	.375	4	6	.667	20	1	10	1	2	22	1.0
Jones (ATL)	1	5	0	0	---	0	0	---	3	0	0	0	0	0	0.0

3-pt. field goals: Atlanta 706-1901 (.371) - Korver 189-414 (.457), Teague 89-248 (.359), Harris 77-230 (.335), Stevenson 76-209 (.364), Williams 72-196 (.367), Smith 61-201 (.303), Jenkins 53-138 (.384), Tolliver 45-133 (.338), Morrow 15-38 (.395), Mack 14-35 (.400), Pargo 7-20 (.350), Horford 3-6 (.500), Jones 3-12 (.250), Petro 1-4 (.250), Johnson 1-13 (.077). Opponents 620-1635 (.379).

RESULTS

(#, overtime; #2, double OT; #3, three OT; #4, four OT)

Date		Opponent	W/L	Atl.	Opp.	Record
11/2		HOUSTON	L	102	109	0-1
11/4		at Oklahoma City	W	104	95	1-1
11/7		INDIANA	W	89	86	2-1
11/9		MIAMI	L	89	95	2-2
11/11		at LA Clippers	L	76	89	2-3
11/12		at Portland	W	95	87	3-3
11/14		at Golden State	L	88	92	3-4
11/16		at Sacramento	W	112	96	4-4
11/19		ORLANDO	W	81	72	5-4
11/21	(#)	WASHINGTON	W	101	100	6-4
11/23		at Charlotte	W	101	91	7-4
11/24		LA CLIPPERS	W	104	93	8-4
11/28		CHARLOTTE	W	94	91	9-4
11/30		CLEVELAND	L	111	113	9-5
12/5		DENVER	W	108	104	10-5
12/7		WASHINGTON	W	104	95	11-5
12/8		at Memphis	W	93	83	12-5
12/10		at Miami	L	92	101	12-6
12/12		at Orlando	W	86	80	13-6
12/13		CHARLOTTE	W	113	90	14-6
12/15		GOLDEN STATE	L	93	115	14-7
12/18	(#)	at Washington	W	100	95	15-7
12/19		OKLAHOMA CITY	L	92	100	15-8
12/21		at Philadelphia	L	80	99	15-9
12/22		CHICAGO	W	92	75	16-9
12/26	(#2)	DETROIT	W	126	119	17-9
12/28		at Cleveland	W	102	94	18-9
12/29		INDIANA	W	109	100	19-9
12/31		at Houston	L	104	123	19-10
1/1		at New Orleans	W	95	86	20-10
1/4		at Detroit	L	84	95	20-11
1/5		BOSTON	L	81	89	20-12
1/8		at Minnesota	L	103	108	20-13
1/9		at Cleveland	L	83	99	20-14
1/11		UTAH	W	103	95	21-14
1/12		at Washington	L	83	93	21-15
1/14		at Chicago	L	58	97	21-16
1/16		BROOKLYN	W	109	95	22-16
1/18		at Brooklyn	L	89	94	22-17
1/19		SAN ANTONIO	L	93	98	22-18
1/21		MINNESOTA	W	104	96	23-18
1/23		at Charlotte	W	104	92	24-18
1/25	(#2)	BOSTON	W	123	111	25-18
1/27		at New York	L	104	106	25-19
1/30		TORONTO	W	93	92	26-19
2/2		CHICAGO	L	76	93	26-20
2/5		at Indiana	L	103	114	26-21
2/6		MEMPHIS	W	103	92	27-21
2/8		NEW ORLEANS	L	100	111	27-22
2/11		at Dallas	W	105	101	28-22
2/13		at Orlando	W	108	76	29-22
		ALL-STAR BREAK				
2/20		MIAMI	L	90	103	29-23
2/22		SACRAMENTO	W	122	108	30-23
2/23		at Milwaukee	W	103	102	31-23
2/25		at Detroit	W	114	103	32-23
2/27		at Utah	W	102	91	33-23
3/1		at Phoenix	L	87	92	33-24
3/3		at LA Lakers	L	98	99	33-25
3/4		at Denver	L	88	104	33-26
3/6		PHILADELPHIA	W	107	96	34-26
3/8	(#)	at Boston	L	102	107	34-27
3/9		BROOKLYN	L	80	93	34-28
3/12		at Miami	L	81	98	34-29
3/13		LA LAKERS	W	96	92	35-29
3/15		PHOENIX	W	107	94	36-29
3/17		at Brooklyn	W	105	93	37-29
3/18		DALLAS	L	113	127	37-30
3/20		MILWAUKEE	W	98	90	38-30
3/22		PORTLAND	L	93	104	38-31
3/24		at Milwaukee	W	104	99	39-31
3/25		at Indiana	L	94	100	39-32
3/27		at Toronto	W	107	88	40-32
3/29		at Boston	L	107	118	40-33
3/30		ORLANDO	W	97	88	41-33
4/1		CLEVELAND	W	102	94	42-33
4/3		NEW YORK	L	82	95	42-34
4/5		PHILADELPHIA	L	90	101	42-35
4/6		at San Antonio	L	97	99	42-36
4/10		at Philadelphia	W	124	101	43-36
4/12		MILWAUKEE	W	109	104	44-36
4/16		TORONTO	L	96	113	44-37
4/17		at New York	L	92	98	44-38

ATLANTA
Most points: 139 vs. Utah (3/25)
Least points: 74 at Chicago (1/3)

OPPONENT
Most points: 133 (Utah, 3/25)
Least points: 70 (New Jersey, 12/27)

YEARLY RESULTS: 2013-14

38-44 OVERALL (24-17 at home, 14-27 on the road)

SEASON STATS

	G	Min	FGM	FGA	Pct	FTM	FTA	Pct	Reb	Asst	PF	Stl	Blk	Pts	Avg
Horford	29	958	238	420	.567	58	85	.682	244	76	56	27	44	538	18.6
Millsap	74	2482	483	1047	.461	286	391	.731	627	232	210	129	78	1328	17.9
Teague	79	2542	456	1040	.438	318	376	.846	208	528	158	89	17	1304	16.5
Korver	71	2409	289	609	.475	87	94	.926	282	208	147	70	24	850	12.0
Carroll	73	2341	302	642	.470	109	141	.773	403	134	188	108	21	810	11.1
Williams	60	1445	197	493	.400	152	179	.849	124	210	65	45	4	625	10.4
Scott	80	1482	301	628	.479	103	132	.780	284	75	121	30	7	767	9.6
Mack	73	1490	209	501	.417	64	74	.865	160	271	100	50	2	544	7.5
Antic	50	925	123	294	.418	50	66	.758	209	58	126	19	12	352	7.0
Brand	73	1414	179	332	.539	61	94	.649	361	74	192	40	88	419	5.7
Martin (TOT)	59	870	111	264	.420	48	65	.738	110	33	71	27	7	329	5.6
Martin (ATL)	53	822	106	256	.414	46	61	.754	105	31	68	26	7	314	5.9
Nunnally	4	54	6	18	.333	3	4	.750	8	2	2	1	1	18	4.5
Ayon	26	429	52	102	.510	8	20	.400	125	28	47	25	10	112	4.3
Jamison (TOT)	22	248	29	92	.315	18	25	.720	55	7	29	9	3	84	3.8
Muscala	20	215	31	73	.425	14	14	1.000	52	7	29	3	10	76	3.8
Schröder	49	641	72	188	.383	29	43	.674	60	93	54	17	0	183	3.7
Jenkins	13	158	16	42	.381	4	4	1.000	22	11	11	1	1	40	3.1
Cunningham	5	22	1	2	.500	0	2	.000	1	3	3	0	0	2	0.4
Pittman	2	3	0	1	.000	0	2	.000	3	0	0	0	0	0	0.0

3-pt. field goals: Atlanta 768-2116 (.363) - Korver 185-392 (.472), Carroll 97-268 (.362), Williams 79-231 (.342), Millsap 76-212 (.358), Teague 74-225 (.329), Mack 62-184 (.337), Scott 62-200 (.310), Antic 56-171 (.327), Martin 56-146 (.384), Schröder 10-42 (.238), Horford 4-11 (.364), Jenkins 4-18 (.222), Nunnally 3-10 (.300). Opponents 654-1793 (.365).

RESULTS

(#, overtime; #2, double OT; #3, three OT; #4, four OT) (1) at London, England

Date		Opponent	W/L	Atl.	Opp.	Record
10/30		at Dallas	L	109	118	0-1
11/1		TORONTO	W	102	95	1-1
11/3		at LA Lakers	L	103	105	1-2
11/5		at Sacramento	W	105	100	2-2
11/7		at Denver	L	107	109	2-3
11/9		ORLANDO	W	104	94	3-3
11/11		at Charlotte	W	103	94	4-3
11/13		NEW YORK	L	91	95	4-4
11/15		PHILADELPHIA	W	113	103	5-4
11/16		at New York	W	110	90	6-4
11/19		at Miami	L	88	104	6-5
11/20		DETROIT	W	93	85	7-5
11/22		at Detroit	W	96	89	8-5
11/23		BOSTON	L	87	94	8-6
11/26		ORLANDO	L	92	09	8-7
11/27		at Houston	L	84	113	8-8
11/29		DALLAS	W	88	87	9-8
11/30		at Washington	L	101	108	9-9
12/2		at San Antonio	L	100	109	9-10
12/4		LA CLIPPERS	W	107	97	10-10
12/6		CLEVELAND	W	108	89	11-10
12/10		OKLAHOMA CITY	L	92	101	11-11
12/13	(#)	WASHINGTON	W	101	99	12-11
12/14		at New York	L	106	111	12-12
12/16		LA LAKERS	W	114	100	13-12
12/18		SACRAMENTO	W	124	107	14-12
12/20		UTAH	W	118	85	15-12
12/23	(#)	at Miami	L	119	121	15-13
12/26	(#2)	at Cleveland	W	127	125	16-13
12/28	(#)	CHARLOTTE	W	118	116	17-13
12/29		at Orlando	L	102	109	17-14
12/31		at Boston	W	92	91	18-14
1/3		GOLDEN STATE	L	100	101	18-15
1/4		at Chicago	L	84	91	18-16
1/6		at Brooklyn	L	86	91	18-17
1/8		INDIANA	W	97	87	19-17
1/10		HOUSTON	W	83	80	20-17
1/12		at Memphis	L	101	108	20-18
1/16	(1)	BROOKLYN	L	110	127	20-19
1/20		MIAMI	W	121	114	21-19
1/22		at Orlando	W	112	109	22-19
1/24		SAN ANTONIO	L	79	105	22-20
1/25		at Milwaukee	W	112	87	23-20
1/27		at Oklahoma City	L	109	111	23-21
1/31		at Philadelphia	W	125	99	24-21
2/1		MINNESOTA	W	120	113	25-21
2/4		INDIANA	L	85	89	25-22
2/5		at New Orleans	L	100	105	25-23
2/8		MEMPHIS	L	76	79	25-24
2/11		at Chicago	L	85	100	25-25
2/12		at Toronto	L	83	104	25-26
		ALL-STAR BREAK				
2/18		at Indiana	L	98	108	25-27
2/19		WASHINGTON	L	97	114	25-28
2/21		at Detroit	L	107	115	25-29
2/22		NEW YORK	W	107	98	26-29
2/25		CHICAGO	L	103	107	26-30
2/26		at Boston	L	104	115	26-31
3/2		at Phoenix	L	120	129	26-32
3/5		at Portland	L	78	102	26-33
3/7		at Golden State	L	97	111	26-34
3/8		at LA Clippers	L	108	109	26-35
3/10		at Utah	W	112	110	27-35
3/13		MILWAUKEE	W	102	97	28-35
3/15		DENVER	W	97	92	29-35
3/17		at Charlotte	W	97	83	30-35
3/18	(#)	TORONTO	W	118	113	31-35
3/21		NEW ORLEANS	L	105	111	31-36
3/23		at Toronto	L	86	96	31-37
3/24		PHOENIX	L	95	102	31-38
3/26		at Minnesota	L	83	107	31-39
3/27		PORTLAND	L	85	100	31-40
3/29		at Washington	L	97	101	31-41
3/31		PHILADELPHIA	W	103	95	32-41
4/2		CHICAGO	L	92	105	32-42
4/4		CLEVELAND	W	117	98	33-42
4/6		at Indiana	W	107	88	34-42
4/8		DETROIT	L	95	102	34-43
4/9		BOSTON	W	105	97	35-43
4/11		at Brooklyn	W	93	88	36-43
4/12		MIAMI	W	98	85	37-43
4/14		CHARLOTTE	L	93	95	37-44
4/16		at Milwaukee	W	111	103	38-44

ATLANTA
Most points: 127 at Cleveland (12/26)
Least points: 76 vs. Memphis (2/8)

OPPONENT
Most points: 129 at Phoenix (3/2)
Least points: 79 vs. Memphis (2/8)

YEARLY RESULTS: 2014-15

60-22 OVERALL (35-6 at home, 25-16 on the road)

SEASON STATS

	G	Min	FGM	FGA	Pct	FTM	FTA	Pct	Reb	Asst	PF	Stl	Blk	Pts	Avg
Millsap	73	2390	443	930	.476	255	337	.757	570	223	201	130	69	1218	16.7
Teague	73	2228	408	887	.460	275	319	.862	184	513	139	125	31	1162	15.9
Horford	76	2318	519	965	.638	107	141	.759	544	244	121	68	98	1156	15.2
Carroll	70	2189	318	653	.487	127	181	.702	372	118	154	94	17	883	12.6
Korver	75	2418	292	600	.487	106	118	.898	304	196	140	52	42	911	12.1
Schröder	77	1516	284	665	.427	148	179	.827	164	317	127	49	4	768	10.0
Scott	68	1123	201	453	.444	61	77	.792	199	75	83	25	3	529	7.8
Antic	63	1037	108	296	.365	88	123	.715	189	49	132	18	14	356	5.7
Jenkins	24	297	49	99	.495	16	19	.842	39	13	15	10	0	135	5.6
Mack	55	833	117	292	.401	25	31	.806	79	155	32	30	2	299	5.4
Sefolosha	52	976	104	249	.418	45	58	.776	223	75	67	53	21	278	5.3
Bazemore	75	1324	141	331	.426	60	100	.600	222	78	127	52	33	390	5.2
Muscala	40	502	83	151	.550	22	25	.880	119	25	52	16	19	197	4.9
Daye (TOT)	34	344	50	141	.355	5	6	.833	75	17	39	12	5	129	3.8
Daye (ATL)	8	76	10	26	.385	1	2	.500	14	8	9	4	2	26	3.3
Brand	36	486	42	95	.442	12	23	.522	100	22	54	17	25	96	2.7
Payne	3	19	2	7	.286	1	2	.500	4	0	4	1	0	5	1.7

3-pt. field goals: Atlanta 818-2152 (.380) - Korver 221-449 (.492), Carroll 120-304 (.395), Millsap 77-216 (.356), Teague 71-207 (.343), Scott 66-192 (.344), Antic 52-173 (.301), Schröder 52-148 (.351), Bazemore 48-132 (.364), Mack 40-127 (.315), Sefolosha 25-78 (.321), Jenkins 21-52 (.404), Horford 11-36 (.306), Muscala 9-22 (.409), Daye 5-14 (.357). Opponents 720-2112 (.341).

RESULTS

(#, overtime; #2, double OT; #3, three OT; #4, four OT)

Date		Opponent	W/L	Atl.	Opp.	Record
10/29		at Toronto	L	102	109	0-1
11/1		INDIANA	W	102	92	1-1
11/5		at San Antonio	L	92	94	1-2
11/7	#2	at Charlotte	L	119	122	1-3
11/8		NEW YORK	W	103	96	2-3
11/10		at New York	W	91	85	3-3
11/12		UTAH	W	100	97	4-3
11/14		MIAMI	W	114	103	5-3
11/15		at Cleveland	L	94	127	5-4
11/18		LA LAKERS	L	109	114	5-5
11/21		DETROIT	W	99	89	6-5
11/25		at Washington	W	106	102	7-5
11/26		TORONTO	L	115	126	7-6
11/28		NEW ORLEANS	W	100	91	8-6
11/29		CHARLOTTE	W	105	75	9-6
12/2		BOSTON	W	109	105	10-6
12/3		at Miami	W	112	102	11-6
12/5		at Brooklyn	W	98	75	12-6
12/7		DENVER	W	96	84	13-6
12/8		at Indiana	W	108	92	14-6
12/10		PHILADELPHIA	W	95	79	15-6
12/12		ORLANDO	W	87	81	16-6
12/13		at Orlando	L	99	100	16-7
12/15		CHICAGO	W	93	86	17-7
12/17		at Cleveland	W	127	98	18-7
12/20		at Houston	W	104	97	19-7
12/22		at Dallas	W	105	102	20-7
12/23		LA CLIPPERS	W	107	104	21-7
12/26		MILWAUKEE	L	77	107	21-8
12/27		at Milwaukee	W	90	85	22-8
12/30		CLEVELAND	W	109	101	23-8
1/2		at Utah	W	98	92	24-8
1/3		at Portland	W	115	107	25-8
1/5		at LA Clippers	W	107	98	26-8
1/7		MEMPHIS	W	96	86	27-8
1/9		at Detroit	W	106	103	28-8
1/11		WASHINGTON	W	120	89	29-8
1/13		at Philadelphia	W	105	87	30-8
1/14		at Boston	W	105	91	31-8
1/16		at Toronto	W	110	89	32-8
1/17		at Chicago	W	107	99	33-8
1/19		DETROIT	W	93	82	34-8
1/21		INDIANA	W	110	91	35-8
1/23		OKLAHOMA CITY	W	103	93	36-8
1/25		MINNESOTA	W	112	100	37-8
1/28		BROOKLYN	W	113	102	38-8
1/30		PORTLAND	W	105	99	39-8
1/31		PHILADELPHIA	W	91	85	40-8
2/2		at New Orleans	L	100	115	40-9
2/4		WASHINGTON	W	105	96	41-9
2/6		GOLDEN STATE	W	124	116	42-9
2/8		at Memphis	L	88	94	42-10
2/9		at Minnesota	W	117	105	43-10
2/11		at Boston	L	88	89	43-11
		ALL-STAR BREAK				
2/20		TORONTO	L	80	105	43-12
2/22		at Milwaukee	W	97	86	44-12
2/25		DALLAS	W	104	87	45-12
2/27		ORLANDO	W	95	88	46-12
2/28		at Miami	W	93	91	47-12
3/3		HOUSTON	W	104	95	48-12
3/6		CLEVELAND	W	106	97	49-12
3/7		at Philadelphia	L	84	92	49-13
3/9		SACRAMENTO	W	130	105	50-13
3/11		at Denver	L	102	115	50-14
3/13		at Phoenix	W	96	87	51-14
3/15		at LA Lakers	W	91	86	52-14
3/16		at Sacramento	W	110	103	53-14
3/18		at Golden State	L	95	114	53-15
3/20		at Oklahoma City	L	115	123	53-16
3/22		SAN ANTONIO	L	95	114	53-17
3/25		at Orlando	W	95	83	54-17
3/27		MIAMI	W	99	86	55-17
3/28		at Charlotte	L	100	115	55-18
3/30		MILWAUKEE	W	101	88	56-18
3/31		at Detroit	L	95	105	56-19
4/4		BROOKLYN	W	131	99	57-19
4/7		PHOENIX	W	96	69	58-19
4/8		at Brooklyn	W	114	111	59-19
4/10		CHARLOTTE	W	104	80	60-19
4/12		at Washington	L	99	108	60-20
4/13		NEW YORK	L	108	112	60-21
4/15		at Chicago	L	85	91	60-22

ATLANTA
Most points: 131 vs. Brooklyn (4/4)
Least points: 77 vs. Milwaukee (12/26)

OPPONENT
Most points: 127 at Cleveland (11/15)
Least points: 69 vs. Phoenix (4/7)

YEARLY RESULTS: 2015-16

48-34 OVERALL (27-14 at home, 21-20 on the road)

SEASON STATS

	G	Min	FGM	FGA	Pct	FTM	FTA	Pct	Reb	Asst	PF	Stl	Blk	Pts	Avg
Millsap	81	2647	501	1066	.470	309	408	.757	732	265	237	147	139	1385	17.1
Teague	79	2255	434	988	.439	261	312	.837	214	470	167	97	24	1239	15.7
Horford	82	2631	529	1048	.505	103	129	.798	596	263	163	68	121	1249	15.2
Bazemore	75	2083	320	725	.441	123	151	.815	379	171	176	98	38	872	11.6
Schröder	80	1621	329	781	.421	144	182	.791	204	349	138	70	9	879	11.0
Korver	80	2401	268	616	.435	45	54	.833	260	164	161	60	35	739	9.2
Humphries (TOT)	53	835	121	295	.410	67	84	.798	218	36	94	16	23	343	6.5
Humphries (ATL)	21	295	47	101	.465	32	45	.711	71	13	44	10	7	134	6.4
Sefolosha	75	1758	188	372	.505	62	99	.626	334	107	109	85	37	480	6.4
Hardaway	51	864	114	265	.430	50	56	.893	86	51	48	21	7	326	6.4
Scott	75	1146	176	376	.468	50	63	.794	206	78	102	25	17	464	6.2
Splitter	36	579	81	155	.523	39	48	.813	120	30	71	20	12	201	5.6
Mack	24	179	40	95	.421	9	12	.750	22	38	7	8	14	93	3.9
Muscala	50	565	76	152	.500	31	39	.795	117	34	72	13	27	195	3.3
Hinrich (TOT)	46	631	49	129	.380	15	16	.938	70	73	64	15	2	137	3.0
Hinrich (ATL)	11	76	2	11	.182	0	0	----	12	14	1	2	1	5	0.5
Holiday	26	263	24	73	.329	5	10	.500	27	11	21	13	4	63	2.4
Patterson	35	395	28	80	.350	16	22	.727	50	39	45	9	2	84	2.4
Tavares	11	73	11	19	.579	3	8	.375	21	3	8	1	6	25	2.3

3-pt. field goals: Atlanta 815-2326 (.350) - Korver 158-396 (.399), Teague 110-275 (.400), Bazemore 109-305 (.357), Horford 88-256 (.344), Schröder 77-239 (.322), Millsap 74-232 (.319), Scott 62-158 (.392), Hardaway 48-142 (.338), Sefolosha 42-124 (.339), Muscala 12-39 (.308), Patterson 12-49 (.245), Holiday 10-45 (.222), Humphries 8-31 (.258), Mack 4-27 (.148), Hinrich 1-6 (.167), Splitter 0-2 (.000). Opponents 679-2008 (.338).

RESULTS

(#, overtime; #2, double OT; #3, three OT; #4, four OT)

Date		Opponent	W/L	Atl.	Opp.	Record
10/27		DETROIT	L	94	106	0-1
10/29		at New York	W	112	101	1-1
10/30		CHARLOTTE	W	97	94	2-1
11/1		at Charlotte	W	94	92	3-1
11/3		at Miami	W	98	92	4-1
11/4		BROOKLYN	W	101	87	5-1
11/6		at New Orleans	W	121	115	6-1
11/7		WASHINGTON	W	114	99	7-1
11/9		MINNESOTA	L	107	117	7-2
11/11		NEW ORLEANS	W	106	98	8-2
11/13		at Boston	L	93	106	8-3
11/15		UTAH	L	96	97	8-4
11/17		at Brooklyn	L	88	90	8-5
11/18		SACRAMENTO	W	103	97	9-5
11/21		at Cleveland	L	97	109	9-6
11/24		BOSTON	W	121	97	10-6
11/25		at Minnesota	L	95	99	10-7
11/27		at Memphis	W	116	101	11-7
11/28		at San Antonio	L	88	108	11-8
11/30		OKLAHOMA CITY	W	106	100	12-8
12/2		TORONTO	L	86	96	12-9
12/4		LA LAKERS	w	100	87	13-9
12/9		at Dallas	W	98	95	14-9
12/10		at Oklahoma City	L	94	107	14-10
12/12		SAN ANTONIO	L	78	103	14-11
12/14		MIAMI	L	88	100	14-12
12/16		PHILADELPHIA	W	127	106	15-12
12/18		at Boston	W	109	101	16-12
12/20		at Orlando	W	103	100	17-12
12/21		PORTLAND	W	106	97	18-12
12/23		DETROIT	W	107	100	19-12
12/26		NEW YORK	W	117	98	20-12
12/28		at Indiana	L	87	93	20-13
12/29		at Houston	W	121	115	21-13
1/3		at New York	L	97	111	21-14
1/5		NEW YORK	L	101	107	21-15
1/7		at Philadelphia	W	126	98	22-15
1/9		CHICAGO	W	120	105	23-15
1/13		at Charlotte	L	84	107	23-16
1/15	#	at Milwaukee	L	101	108	23-17
1/16		BROOKLYN	W	114	86	24-17
1/18		ORLANDO	W	98	81	25-17
1/20		at Portland	W	104	98	26-17
1/21		at Sacramento	L	88	91	26-18
1/23		at Phoenix	L	95	98	26-19
1/25		at Denver	W	119	105	27-19
1/27		LA CLIPPERS	L	83	85	27-20
1/28		at Indiana	L	92	111	27-21
1/31		at Miami	L	87	105	27-22
2/1		DALLAS	W	112	97	28-22
2/3		at Philadelphia	W	124	86	29-22
2/5		INDIANA	W	102	96	30-22
2/7		at Orlando	L	94	96	30-23
2/8	#	ORLANDO	L	110	117	30-24
2/10		at Chicago	W	113	90	31-24
		ALL-STAR BREAK				
2/19		MIAMI	L	111	115	31-25
2/20	#2	MILWAUKEE	L	109	117	31-26
2/22		GOLDEN STATE	L	92	102	31-27
2/26		CHICAGO	W	103	88	32-27
2/28		CHARLOTTE	W	87	76	33-27
3/1	#	at Golden State	L	105	109	33-28
3/4		at LA Lakers	W	106	77	34-28
3/5		at LA Clippers	W	107	97	35-28
3/8		at Utah	W	91	84	36-28
3/10		at Toronto	L	96	104	36-29
3/12		MEMPHIS	W	95	83	37-29
3/13		INDIANA	W	104	75	38-29
3/16		at Detroit	W	118	114	39-29
3/17		DENVER	W	116	98	40-29
3/19		HOUSTON	W	109	97	41-29
3/21		WASHINGTON	L	102	117	41-30
3/23		at Washington	W	122	101	42-30
3/25		MILWAUKEE	W	101	90	43-30
3/26		at Detroit	W	112	95	44-30
3/28		at Chicago	W	102	100	45-30
3/30		at Toronto	L	97	105	45-31
4/1	#	CLEVELAND	L	108	110	45-32
4/5		PHOENIX	W	103	90	46-32
4/7		TORONTO	W	95	87	47-32
4/9		BOSTON	W	118	107	48-32
4/11		at Cleveland	L	94	109	48-33
4/13		at Washington	L	98	109	48-34

ATLANTA
Most points: 127 vs. Philadelphia (12/16)
Least points: 78 vs. San Antonio (12/12)

OPPONENT
Most points: 117 four times
Least points: 75 vs. Indiana (3/13)

MAJOR TRANSACTIONS: 1968 - 2016

July 26, 2016 ..... Signed Matt Costello.
July 15, 2016 ..... Re-signed Kris Humphries; Signed Jarrett Jack and Malcolm Delaney.
July 15, 2016 ..... Signed rookies Taurean Prince and DeAndre' Bembry.
July 12, 2016 ..... Requested waivers on Lamar Patterson.
July 12, 2016 ..... Signed free agent Dwight Howard.
July 7, 2016 ..... Acquired rights to Taurean Prince from the Utah Jazz as part of a three-team trade, with Jeff Teague going to the Indiana Pacers.
July 7, 2016 ..... Re-signed Kent Bazemore.
June 29, 2016 ..... Picked up contract option on Mike Muscala for 2016-17 season.
June 24, 2016 ..... Selected DeAndre' Bembry (21st overall) and Isaia Cordinier (44th overall) in the 2016 NBA Draft ... Atlanta also selected Kay Felder (54th overall) and sent his draft rights to the Cleveland Cavaliers in exchange for cash considerations.
June 2, 2016 ..... Promoted Jeff Peterson to Assistant General Manager.
April 21, 2016 ..... Recalled Lamar Patterson and Edy Tavares from Austin of the NBA Development League.
April 20, 2016 ..... Assigned Lamar Patterson to Austin of the NBA Development League.
April 19, 2016 ..... Recalled Lamar Patterson from Austin of the NBA Development League.
April 17, 2016 ..... Assigned Lamar Patterson to Austin of the NBA Development League.
April 15, 2016 ..... Recalled Lamar Patterson from Austin of the NBA Development League.
March 29, 2016 ..... Assigned Lamar Patterson to Austin of the NBA Development League.
March 25, 2016 ..... Recalled Lamar Patterson from Canton of the NBA Development League.
March 6, 2016 ..... Assigned Edy Tavares to Austin of the NBA Development League.
March 4, 2016 ..... Recalled Edy Tavares from Bakersfield of the NBA Development League.
March 2, 2016 ..... Assigned Edy Tavares to Bakersfield of the NBA Development League.
March 1, 2016 ..... Signed free agent Kris Humphries.
March 1, 2016 ..... Assigned Lamar Patterson to Canton of the NBA Development League.
February 28, 2016 ..... Recalled Lamar Patterson and Edy Tavares from Austin of the NBA Development League.
February 26, 2016 ..... Assigned Lamar Patterson and Edy Tavares to Austin of the NBA Development League.
February 18, 2016 ..... Acquired Kirk Hinrich from Chicago as part of a three-team transaction with Shelvin Mack being traded to Utah and Justin Holiday and the Jazz's 2018 second-round draft pick (Denver's selection) traded to Chicago.
February 12, 2016 ..... Recalled Edy Tavares from Austin of the NBA Development League.
February 8, 2016 ..... Assigned Edy Tavares to Austin of the NBA Development League.
February 1, 2016 ..... Recalled Edy Tavares from Austin of the NBA Development League.
January 27, 2016 ..... Assigned Edy Tavares to Austin of the NBA Development League.
January 17, 2016 ..... Recalled Lamar Patterson and Edy Tavares from Austin of the NBA Development League.
January 13, 2016 ..... Assigned Lamar Patterson and Edy Tavares to Austin of the NBA Development League.
January 3, 2016 ..... Recalled Tim Hardaway Jr. from Austin of the NBA Development League.
December 31, 2015 ..... Recalled Edy Tavares from Austin of the NBA Development League.
December 30, 2015 ..... Assigned Edy Tavares to Austin of the NBA Development League.
December 28, 2015 ..... Assigned Tim Hardaway Jr. to Austin of the NBA Development League.
December 21, 2015 ..... Recalled Edy Tavares from Austin of the NBA Development League.
December 17, 2015 ..... Assigned Edy Tavares to Austin of the NBA Development League.
December 6, 2015 ..... Recalled Tim Hardaway Jr. and Edy Tavares from Canton and Lamar Patterson from Austin of the NBA Development League.
December 5, 2015 ..... Assigned Lamar Patterson to Austin of the NBA Development League.
December 3, 2015 ..... Assigned Tim Hardaway Jr. and Edy Tavares to Canton of the NBA Development League.
November 15, 2015 ..... Recalled Lamar Patterson and Edy Tavares from Austin of the NBA Development League.
November 13, 2015 ..... Assigned Lamar Patterson to Austin of the NBA Development League.
November 11, 2015 ..... Assigned Edy Tavares to Austin of the NBA Development League.
October 27, 2015 ..... Exercised fourth-year contract options on Tim Hardaway Jr. and Dennis Schröder.
October 24, 2015 ..... Waived Earl Barron and DeQuan Jones.
October 22, 2015 ..... Waived Terran Petteway.
October 10, 2015 ..... Waived Arsalan Kazemi and Edgar Sosa.
September 29, 2015 ..... Signed Arsalan Kazemi.
September 25, 2015 ..... Signed Earl Barron, DeQuan Jones and Edgar Sosa, and waived Jason Richardson.
September 18, 2015 ..... Named Michael Blackstone as Assistant General Manager, John Treloar Director of Player Personnel, Malik Rose as Manager of Basketball Operations, Dotun Akinwale as Manager of Scouting, Matt Elijah as Manager of Basketball Administration, Daniel Starkman as Coordinator of Basketball Operations and David Painter as Director of Basketball Facilities ... Promoted Jeff Peterson to Director of Scouting and Naya-Joi Martin to Manager of Player Programs.
August 28, 2015 ..... Named Keke Lyles Executive Director of Player Performance, Art Horne Head Athletic Trainer, Mike Roncarati Director of Rehabilitation and Chris Chase Athletic Performance Coach.
August 18, 2015 ..... Signed Jason Richardson.
July 24, 2015 ..... Signed Lamar Patterson and Terran Petteway.
July 9, 2015 ..... Signed Justin Holiday.
July 9, 2015 ..... Signed Walter "Edy" Tavares.
July 9, 2015 ..... Re-signed Paul Millsap.
July 9, 2015 ..... Acquired Tiago Splitter from the San Antonio Spurs in exchange for the draft rights to Georgios Printezis and a future second-round pick.
July 9, 2015 ..... Requested waivers on Austin Daye.
June 30, 2015 ..... Announced the promotions of Head Coach Mike Budenholzer to President of Basketball Operations and Wes Wilcox to General Manager.
June 25, 2015 ..... Acquired Tim Hardway Jr. from the New York Knicks, and selected Marcus Eriksson and Dimitrios Agravanis in the 2015 NBA Draft.

MAJOR TRANSACTIONS: 1968 - 2016, CONT.

June 24, 2015 ..... NBA Board of Governors approves sale of the Hawks to an ownership group led by Tony Ressler.
June 1, 2015 ..... Hawks announce new primary and secondary logos.
April 29, 2015 ..... Kyle Korver wins NBA Sportsmanship Award.
April 21, 2015 ..... Mike Budenholzer named NBA Coach of the Year.
April 4, 2015 ..... Signed Austin Daye to a multi-year contract.
March 25, 2015 ..... Signed Austin Daye to a second 10-day contract.
March 15, 2015 ..... Signed Austin Daye to a 10-day contract.
March 5, 2015 ..... Signed Jarell Eddie to a 10-day contract.
March 2, 2015 ..... Recalled Mike Muscala from Fort Wayne of the NBA Development League.
March 1, 2015 ..... Assigned Mike Muscala to Fort Wayne of the NBA Development League.
February 10, 2015 ..... Traded Adreian Payne to Minnesota in exchange for a future first round draft pick.
February 8, 2015 ..... Recalled Mike Muscala from Fort Wayne of the NBA Development League.
February 7, 2015 ..... Assigned Mike Muscala to Fort Wayne of the NBA Development League.
January 20, 2015 ..... Recalled John Jenkins from Idaho of the NBA Development League.
January 12, 2015 ..... Recalled Adreian Payne from Austin of the NBA Development League.
December 30, 2014 ..... Assigned John Jenkins to Idaho and Adreian Payne to Austin of the NBA Development League, pursuant to the flexible assignment rule.
December 29, 2014 ..... Recalled Mike Muscala from Fort Wayne of the NBA Development League.
December 28, 2014 ..... Assigned Mike Muscala to Fort Wayne of the NBA Development League.
December 22, 2014 ..... Recalled Adreian Payne from Austin of the NBA Development League.
December 20, 2014 ..... Recalled Mike Muscala from Fort Wayne of the NBA Development League.
December 9, 2014 ..... Assigned Adreian Payne to Austin of the NBA Development League, pursuant to the flexible assignment rule.
December 8, 2014 ..... Recalled John Jenkins and Mike Muscala from Fort Wayne of the NBA Development League.
December 6, 2014 ..... Recalled Adreian Payne from Fort Wayne of the NBA Development League and assigned Mike Muscala to Fort Wayne.
November 28, 2014 ..... Assigned John Jenkins and Adreian Payne to Fort Wayne of the NBA Development League.
November 23, 2014 ..... Recalled Adreian Payne from Fort Wayne of the NBA Development League.
November 20, 2014 ..... Assigned Adreian Payne to Fort Wayne of the NBA Development League.
October 21, 2014 ..... Waived Jarell Eddie and Dexter Pittman.
September 29, 2014 ..... Signed Jarell Eddie and Dexter Pittman.
September 23, 2014 ..... Re-signed Elton Brand and signed Kent Bazemore.
August 26, 2014 ..... Re-signed Mike Scott.
August 22, 2014 ..... Re-signed Shelvin Mack.
August 20, 2014 ..... Named Charles Lee and Ben Sullivan as assistant coaches.
August 4, 2014 ..... Named Neven Spahija assistant coach.
July 25, 2014 ..... Signed 2014 first-round pick Adreian Payne.
July 15, 2014 ..... Acquired Thabo Sefolosha in a sign-and-trade transaction from the Oklahoma City Thunder, along with the draft rights to Giorgos Printezis in exchange for the draft rights to Sofoklis Schortsanitis.
July 11, 2014 ..... Requested waivers on John Salmons.
June 30, 2014 ..... Acquired a 2015 second-round pick and John Salmons from Toronto in exchange for Lou Williams and the draft rights to Lucas Nogueira.
June 27, 2014 ..... Selected Adreian Payne (15th overall) and Walter Tavares (43rd overall) in the 2014 NBA Draft, later acquiring the draft rights to Lamar Patterson (48th overall) from Milwaukee in exchange for a future second-round pick.
April 13, 2014 ..... Steve Koonin named CEO of Atlanta Hawks and Philips Arena.
February 27, 2014 ..... Released Dexter Pittman and signed Mike Muscala.
February 22, 2014 ..... Requested waivers on Jared Cunningham and signed Dexter Pittman to a 10-day contract.
February 21, 2014 ..... Signed Cartier Martin for the remainder of the season, requested waivers on Antawn Jamison and recalled Jared Cunningham from Bakersfield of the NBA Development League.
February 20, 2014 ..... Acquired Antawn Jamison from the Los Angeles Clippers in exchange for the draft rights to Cenk Akyol.
February 11, 2014 ..... Signed Cartier Martin to a second 10-day contract.
February 4, 2014 ..... Assigned Jared Cunningham to Bakersfield of the NBA Development League.
February 1, 2014 ..... Signed Cartier Martin to a 10-day contract.
January 25, 2014 ..... Recalled Jared Cunningham from Bakersfield of the NBA Development League.
January 22, 2014 ..... Signed James Nunnally to a second 10-day contract.
January 11, 2014 ..... Signed James Nunnally to a 10-day contract.
January 7, 2014 ..... Waived Cartier Martin.
January 1, 2014 ..... Assigned Jared Cunningham to Bakersfield of the NBA Development League.
December 29, 2013 ..... Recalled Jared Cunningham from Bakersfield of the NBA Development League.
December 16, 2013 ..... Recalled Dennis Schröder from Bakersfield of the NBA Development League and assigned Jared Cunningham.
December 13, 2013 ..... Recalled John Jenkins from Bakersfield of the NBA Development League.
December 6, 2013 ..... Recalled Jared Cunningham from Bakersfield of the NBA Development League and assigned John Jenkins.
December 4, 2013 ..... Assigned Dennis Schröder to Bakersfield of the NBA Development League.
November 11, 2013 ..... Assigned Jared Cunningham to Bakersfield of the NBA Development League.
October 31, 2013 ..... Exercised the 2014-15 contract option on John Jenkins.
October 26, 2013 ..... Waived Eric Dawson.
October 25, 2013 ..... Waived Royal Ivey.
October 21, 2013 ..... Waived James Johnson.
October 15, 2013 ..... Signed free agent Cartier Martin.
October 14, 2013 ..... Waived David Lighty, Adonis Thomas and Damien Wilkins.
September 30, 2013 ..... Signed Eric Dawson, Royal Ivey, James Johnson, David Lighty, Adonis Thomas and Damien Wilkins.
August 3, 2013 ..... Signed DeMarre Carroll.
August 2, 2013 ..... Name Jim Thomas assistant coach.

MAJOR TRANSACTIONS: 1968 - 2016, CONT.

July 29, 2013.....Awarded Gustavo Ayon off waivers.
July 25, 2013.....Signed Pero Antic.
July 15, 2013.....Signed Elton Brand.
July 13, 2013.....Matched the Milwaukee Bucks' offer sheet for restricted free agent Jeff Teague.
July 12, 2013.....Signed Kyle Korver to new contract.
July 11, 2013.....Named Taylor Jenkins assistant coach.
July 11, 2013.....Signed Dennis Schröder.
July 10, 2013.....Signed Paul Millsap.
June 27, 2013.....Selected Dennis Schröder with the 17th pick of the 2013 NBA Draft, also acquiring the rights to Lucas Nogueira (the 16th pick), Mike Muscala (the 44th pick) and Jared Cunningham from Dallas in exchange for the rights to Shane Larkin (the 18th pick) ... Also acquired a 2015 second-round pick from the Utah Jazz in exchange for Raul Neto, and a conditional 2017 second-round pick from the Miami Heat in exchange for James Ennis.
June 15, 2013.....Named Darvin Ham assistant coach.
June 10, 2013.....Named Quin Snyder assistant coach.
May 28, 2013.....Named Mike Budenholzer head coach.
March 26, 2013.....Signed Shelvin Mack for the remainder of the season.
March 16, 2013.....Signed Shelvin Mack to a second 10-day contract.
March 6, 2013.....Recalled Mike Scott from Bakersfield of the NBA Development League ... Waived Jeremy Tyler ... Signed Shelvin Mack to a 10-day contract.
March 1, 2013.....Assigned Mike Scott to Bakersfield of the NBA Development League.
February 21, 2013.....Acquired Dahntay Jones from Dallas in exchange for Anthony Morrow ... Acquired Jeremy Tyler and cash considerations from Golden State in exchange for future draft considerations.
February 2, 2013.....Signed Jannero Pargo to a second 10-day contract.
January 21, 2013.....Signed Jannero Pargo to a 10-day contract.
December 11, 2012.....Recalled Mike Scott from Bakersfield of the NBA Development League.
December 5, 2012.....Recalled John Jenkins from Bakersfield of the NBA Development League.
November 31, 2012.....Assigned John Jenkins and Mike Scott to Bakersfield of the NBA Development League.
October 27, 2012.....Waived James Anderson and Damion James.
October 17, 2012.....Waived Carldell Johnson.
October 11, 2012.....Waived Keith Benson and Isma'il Muhammad.
October 1, 2012.....Signed free agent Isma'il Muhammad.
September 27, 2012.....Signed free agents James Anderson, Keith Benson, Damion James, Carldell Johnson and Anthony Tolliver.
September 18, 2012.....Re-signed restricted free agent Ivan Johnson.
September 17, 2012.....Requested waivers on Jordan Williams.
September 6, 2012.....Signed second-round draft pick Mike Scott.
August 28, 2012.....Named Kenny Atkinson Assistant Coach/Player Development, Bob Weiss Assistant Coach/Consultant, Rick Sund Senior Advisor, Basketball Operations and Jeff Watkinson Strength and Conditioning Coach.
July 30, 2012.....Completed a sign-and-trade transaction that sent Willie Green to the LA Clippers in exchange for the rights to Sofoklis Schortsanitis.
July 16, 2012.....Acquired Kyle Korver from the Chicago Bulls in exchange for cash considerations.
July 16, 2012.....Requested waivers on Jordan Farmar.
July 12, 2012.....Signed free agent Lou Williams.
July 11, 2012.....Acquired Anthony Morrow, Jordan Farmar, DeShawn Stevenson, Johan Petro, Jordan Williams, a first-round pick, a second-round pick and draft considerations from the Brooklyn Nets in exchange for Joe Johnson.
July 11, 2012.....Acquired Devin Harris from the Utah Jazz in exchange for Marvin Williams.
July 10, 2012.....Signed John Jenkins.
July 3, 2012.....Named Wes Wilcox Assistant General Manager.
June 28, 2012.....Selected John Jenkins (23rd overall) and Mike Scott (43rd overall) in 2012 NBA Draft.
June 25, 2012.....Danny Ferry named President of Basketball Operations and General Manager.
May 18, 2012.....Hawks pick up contract option for head coach Larry Drew.
April 27, 2012.....Ivan Johnson named Eastern Conference Rookie of the Month.
March 26, 2012.....Joe Johnson named Eastern Conference Player of the Week.
March 15, 2012.....Hawks trade a 2012 second-round pick to the Golden State Warriors in exchange for cash considerations.
March 1, 2012.....Signed Erick Dampier for the remainder of the season.
February 19, 2012.....Signed Erick Dampier to a second 10-day contract.
February 9, 2012.....Signed Erick Dampier to a 10-day contract.
January 26, 2012.....Requested waviers on Donald Sloan.
December 23, 2011.....Requested waivers on Keith Benson, Magnum Rolle, Pape Sy and Brad Wanamaker.
December 22, 2011.....Signed Willie Green.
December 20, 2011.....Signed Jannero Pargo.
December 17, 2011.....Requested waivers on Charles Garcia and Zach Graham.
December 12, 2011.....Signed Brad Wanamaker.
December 9, 2011.....Signed second-round pick Keith Benson ... Signed free agents Tracy McGrady, Vladimir Radmanovic, Jerry Stackhouse, Charles Garcia, Zach Graham, Ivan Johnson and Donald Sloan ... Re-signed Jason Collins.
June 23, 2011.....Selected Keith Benson with the 48th overall pick (2nd round) of the 2011 NBA Draft.
April 11, 2011.....Signed free agent Magnum Rolle.
March 2, 2011.....Recalled Pape Sy from the Utah Flash of the NBA Development League.
February 23, 2011.....Acquired Kirk Hinrich and Hilton Armstrong from Washington in exchange for Mike Bibby, Maurice Evans, Jordan Crawford and a draft pick.
January 28, 2011.....Signed Damien Wilkins for the remainder of the season.
January 18, 2011.....Signed Damien Wilkins to a second 10-day contract.

MAJOR TRANSACTIONS: 1968 - 2016, CONT.

January 8, 2011.....Signed Damien Wilkins to a 10-day contract.
January 5, 2011.....Requested waivers on Damien Wilkins.
December 27, 2010.....Assigned Pape Sy to the Utah Flash of the NBA Development League.
December 3, 2010.....Signed Damien Wilkins.
November 1, 2010.....Agreed to a multi-year contract extension with Al Horford.
October 20, 2010.....Released Evan Brock, Richard Delk and Ricardo Marsh.
September 24, 2010.....Signed Evan Brock, Richard Delk and Ricardo Marsh.
September 15, 2010.....Signed Pape Sy.
September 8, 2010.....Named Nick Van Exel as Player Development Instructor.
September 2, 2010.....Signed Etan Thomas.
July 29, 2010.....Re-signed Jason Collins.
July 28, 2010.....Named Kenny Gattison an assistant coach.
July 26, 2010.....Josh Powell signed to a contract.
July 14, 2010.....Acquired second-round pick from Phoenix, in exchange for Josh Childress.
July 9, 2010.....Signed rookie guard Jordan Crawford.
July 8, 2010.....Re-signed unrestricted free agent Joe Johnson.
July 8, 2010.....Named Lester Conner, Bob Bender and Tyrone Hill assistant coaches, and Greg Ballard as scout.
June 24, 2010.....Acquired Jordan Crawford, along with rights to Tibor Pleiss, in a draft night trade from New Jersey, in exchange for the rights to Damion James ... Pleiss' rights are traded to the Oklahoma City Thunder in exchange for cash considerations.
June 18, 2010.....Philips Arena President Bob Williams named President of the Hawks.
June 13, 2010.....Larry Drew named head coach.
May 6, 2010.....Joe Johnson named All-NBA third team.
May 5, 2010.....Josh Smith named to NBA's All-Defensive second team.
April 27, 2010.....Jamal Crawford named the winner of the NBA's Sixth Man Award.
February 1, 2010.....Signed Mario West for the remainder of the season.
January 22, 2010.....Signed Mario West to a second 10-day contract.
January 12, 2010.....Signed Mario West to a 10-day contract.
January 5, 2010.....Waived Othello Hunter.
October 21, 2009.....Waived Garret Siler, Courtney Sims and Mario West.
October 20, 2009.....Waived Juan Dixon and Mike Wilks.
October 13, 2009.....Waived Aaron Miles and Frank Robinson.
September 25, 2009.....Signed Juan Dixon, Othello Hunter, Aaron Miles, Frank Robinson, Garret Siler, Courtney Sims, Mario West and Mike Wilks.
September 2, 2009.....Signed Jason Collins.
August 25, 2009.....Signed Joe Smith.
August 7, 2009.....Re-signed Marvin Williams.
July 20, 2009.....Signed Jeff Teague.
July 14, 2009.....Acquired a second-round draft pick, cash and future considerations from Houston in exchange for David Andersen.
July 13, 2009.....Signed Mike Bibby and Zaza Pachulia to new contracts.
June 25, 2009.....Acquired Jamal Crawford from Golden State in exchange for Acie Law IV and Speedy Claxton.
June 25, 2009.....Selected Jeff Teague (19th overall) and Sergiy Gladyr (49th) in the 2009 NBA Draft.
February 23, 2009.....Recalled Thomas Garnder and Othello Hunter from the Aneheim Arsenal of the NBA D-League.
February 20, 2009.....Assigned Thomas Gardner to the Anaheim Arsenal of the NBA D-League.
February 17, 2009.....Assigned Othello Hunter to the Anaheim Arsenal of the NBA D-League.
October 14, 2008.....Requested waivers on Marcus Hubbard and Frank Robinson.
October 4, 2008.....Waived Olumide Oyedeji.
September 29, 2008.....Signed free agent Olumide Oyedeji.
September 26, 2008.....Signed free agents Marcus Hubbard, Frank Robinson and Mario West.
September 25, 2008.....Exercised the contract options for 2009-10 season on Al Horford and Acie Law IV.
September 24, 2008.....Named Mark Price Shooting Consultant and Duane Ferrell as Player Relations and Programs Manager.
August 13, 2008.....Atlanta matches the Memphis Grizzlies offer sheet on Josh Smith, signing him to a new contract.
August 12, 2008.....Hawks sign free agent Ronald "Flip" Murray.
August 11, 2008.....Atlanta signs free agents Thomas Gardner and Othello Hunter.
July 30, 2008.....Hawks sign free agent Randolph Morris.
July 29, 2008.....Atlanta signs free agent Maurice Evans.
July 16, 2008.....Hawks name Jim Todd and Tyrone Hill assistant coaches.
June 24, 2008.....Atlanta signs assistant coaches Larry Drew and Bob Bender to new contracts, and announces the addition of David Pendergraft (Assistant GM/Director of Player Personnel) and Steve Rosenberry (Director of Pro Personnel/College Scouting) to the basketball operations department.
June 13, 2008.....Hawks sign head coach Mike Woodson to a new contract.
May 28, 2008.....Atlanta names Rick Sund as General Manager.
March 9, 2008.....Hawks sign Jeremy Richardson for the remainder of the season.
February 28, 2008.....Atlanta signs Jeremy Richardson to a second 10-day contract.
February 18, 2008.....Hawks sign Jeremy Richardson to a 10-day contract.
February 16, 2008.....Atlanta acquires Mike Bibby from Sacramento in exchange for Anthony Johnson, Tyronn Lue, Shelden Williams, Lorenzen Wright and a 2008 second round draft pick.
October 25, 2007.....Hawks waive Antywane Robinson, Steven Smith and Jamaal Tatum.
October 1, 2007.....Atlanta signs free agents Antywane Robinson, Steven Smith, Jamaal Tatum and Mario West.
August 22, 2007.....Hawks name Alton Lister as an assistant coach.
August 21, 2007.....Atlanta exercised contract options on Marvin Williams and Shelden Williams for 2008-09 season.

MAJOR TRANSACTIONS: 1968 - 2016, CONT.

July 9, 2007 ..... Hawks sign first-round picks Al Horford and Acie Law IV.
June 28, 2007 ..... Atlanta selects Al Horford (third overall) and Aice Law IV (11th overall) in the 2007 NBA Draft.
April 19, 2007 ..... Shelden Williams named NBA Eastern Conference Rookie of the Month.
February 22, 2007 ..... Hawks acquire Anthony Johnson from Dallas in exchange for a 2007 2nd-round pick.
February 6, 2007 ..... Atlanta signs Jeremy Richardson to a second 10-day contract.
January 27, 2007 ..... Hawks sign Jeremy Richardson to a 10-day contract.
January 16, 2007 ..... Atlanta signs Dijon Thompson to a second 10-day contract.
January 6, 2007 ..... Hawks sign Dijon Thompson to a 10-day contract.
January 3, 2007 ..... Atlanta waives Cedric Bozeman.
December 28, 2006 ..... Hawks sign Slava Medvedenko.
December 23, 2006 ..... Atlanta waives Matt Freije.
October 26, 2006 ..... Hawks waive Andre Brown and Andreas Glyniadakis.
October 23, 2006 ..... Atlanta waives Lionel Chalmers and Kaniel Dickens.
October 3, 2006 ..... Promoted Gary Fitzsimmons to VP/Asst. GM, Scott Wilkinson to Asst. GM and Mike McNeive to Director of Basketball Ops.
September 29, 2006 ..... Signed Cedric Bozeman, Andre Brown, Lionel Chalmers, Kaniel Dickens, Matt Freije and Andreas Glyniadakis.
August 30, 2006 ..... Hawks sign Lorenzen Wright to a contract.
August 28, 2006 ..... Atlanta exercises the 2007-08 contract options for Josh Smith, Josh Childress and Marvin Williams.
August 22, 2006 ..... Hawks acquire a 2007 first-round pick from the Indiana Pacers, in exchange for Al Harrington and John Edwards.
July 12, 2006 ..... Atlanta signs guard Speedy Claxton to a contract.
July 12, 2006 ..... Atlanta signs second-round draft pick Solomon Jones to a contract.
July 10, 2006 ..... Hawks sign first-round draft pick Shelden Williams to a contract.
June 30, 2006 ..... Hawks exercised contract option on Royal Ivey for 2005-06 campaign, and decline Donta Smith's option.
June 29, 2006 ..... Atlanta selects Shelden Williams (1st round, 5th overall) and Solomon Jones (2nd round, 33rd overall) in the 2006 NBA Draft.
May 4, 2006 ..... Marvin Williams named to the NBA All-Rookie second team.
April 16, 2006 ..... Hawks sign Anthony Grundy for the remainder of the season.
April 6, 2006 ..... Atlanta signs Anthony Grundy to a second 10-day contract.
March 27, 2006 ..... Hawks sign Anthony Grundy to a 10-day contract.
March 12, 2006 ..... Atlanta signs James Lang to a second 10-day contract.
March 6, 2006 ..... Hawks recall Donta Smith from Arkansas of the NBA Development League.
March 2, 2006 ..... Atlanta signs James Lang to a 10-day contract.
February 24, 2006 ..... Hawks waive Tony Delk.
January 5, 2006 ..... Atlanta waives John Thomas.
December 2, 2005 ..... Hawks assign Donta Smith to the Arkansas RimRockers of the NBA Development League.
November 25, 2005 ..... Atlanta claims John Thomas off waivers.
October 27, 2005 ..... Hawks waive Anthony Grundy and Ajani Williams.
October 13, 2005 ..... Atlanta waives Roderick Riley, Mark Strickland and Anthony Wilkins.
October 4, 2005 ..... Hawks sign free agents Anthony Grundy, Roderick Riley, Mark Strickland, Anthony Wilkins and Ajani Williams.
September 12, 2005 ..... Atlanta signs free agent Esteban Batista.
August 30, 2005 ..... Hawks announce signing of Tyronn Lue, Salim Stoudamire and John Edwards.
August 19, 2005 ..... Atlanta obtains Joe Johnson from the Phoenix Suns in exchange for Boris Diaw and two conditional first-round picks.
August 11, 2005 ..... Hawks sign free agent Zaza Pachulia.
August 3, 2005 ..... Atlanta signs Milwaukee's restricted free agent Zaza Pachulia to an offer sheet.
July 12, 2005 ..... Hawks sign Marvin Williams to a contract.
July 5, 2005 ..... Atlanta releases Obinna Ekezie and James Thomas.
July 1, 2005 ..... Hawks decline to pick up the contract option on Peja Drobnjak, making him an unrestricted free agent.
June 28, 2005 ..... Atlanta selects Marvin Williams (No. 2), Salim Stoudamire (No. 31) and Cenk Akyol (No. 59) in the 2005 NBA Draft.
April 16, 2005 ..... Hawks place James Thomas (back spasms) on the injured list, and activate Kevin Willis.

April 9, 2005 ..... Atlanta places Obinna Ekezie (strained left shoulder) on the IL, and signs James Thomas for the remainder of the season.
April 7, 2005 ..... Hawks place Al Harrington (right knee tendinitis) on the IL, and activate Michael Stewart.
March 14, 2005 ..... Hawks place Michael Stewart (low back spasms) on the IL, and activate Tony Delk.
March 8, 2005 ..... Atlanta places Kevin Willis (lower back strain) on the IL, and activates Donta Smith.
March 5, 2005 ..... Hawks acitvate Kevin Willis from the IL.
March 1, 2005 ..... Atlanta waives Gary Payton.
February 24, 2005 ..... Atlanta acquires a 2005 or future first-round pick, Gary Payton, Tom Gugliotta and Michael Stewart from the Boston Celtics in exchange for Antoine Walker ... Atlanta waives Kenny Anderson and Chris Crawford ... Atlanta places Tony Delk (left hand contusion) and Donta Smith (left knee tendinitis) on the injured list.
February 22, 2005 ..... Hawks place Kevin Willis (lower back strain) on the IL, and activate Al Harrington.
February 12, 2005 ..... Hawks place Kenny Anderson (left hamstring strain) on the IL, and activate Josh Smith.
February 7, 2005 ..... Hawks place Al Harrington (right knee tendinitis) on the IL, and activate Kenny Anderson.
February 2, 2005 ..... Atlanta places Josh Smith (sprained right ankle) on the IL, and activates Donta Smith.
January 31, 2005 ..... Hawks sign Obinna Ekezie for the remainder of the season.
January 29, 2005 ..... Atlanta places Kenny Anderson (left calf strain) on the IL, and activates Royal Ivey.
January 24, 2005 ..... Hawks place Donta Smith (left knee tendinitis) on the IL, and activate Kevin Willis.

MAJOR TRANSACTIONS: 1968 - 2016, CONT.

January 20, 2005 ..... Hawks sign Obinna Ekezie to a second 10-day contract.
January 19, 2005 ..... Hawks place Royal Ivey (right knee tendinitis) on the IL, and activate Tony Delk.
January 10, 2005 ..... Atlanta places Kevin Willis (strained lower back) on the IL, and signs Obinna Ekezie to a 10-day contract.
January 6, 2005 ..... Atlanta places Tony Delk (left hand contusion/sprain) on the IL, and activates Donta Smith.
December 23, 2004 ..... Atlanta acquires Tyronn Lue from the Houston Rockets in exchange for Jon Barry.
December 14, 2004 ..... Atlanta waives Jelani McCoy, and activates Royal Ivey from the IL.
November 30, 2004 ..... Hawks place Donta Smith (lower back strain) on the IL, and activate Kevin Willis.
November 26, 2004 ..... Hawks place Royal Ivey (sprained right medial collateral ligament) on the IL, and activate Donta Smith.
November 19, 2004 ..... Atlanta places Kevin Willis (strained right shoulder) on the IL, and activates Tony Delk.
November 8, 2004 ..... Hawks waive Anthony Miller and sign Jelani McCoy.
November 1, 2004 ..... Hawks place Chris Crawford (torn ACL, right knee), Tony Delk (sore right knee) and Donta Smith (lower back strain) on the IL.
October 28, 2004 ..... Hawks waive Lonny Baxter and Donnell Harvey.
October 22, 2004 ..... Atlanta signs Donnell Harvey, and waives Reggie Butler, Jeff Myers and Saddi Washington.
October 6, 2004 ..... Atlanta extends the contract of Executive VP and General Manager Billy Knight.
October 5, 2004 ..... Hawks sign Anthony Miller.
October 4, 2004 ..... Atlanta signs Saddi Washington, Reggie Butler, Jeff Myers and Lonny Baxter.
September 22, 2004 ..... Atlanta signs Kevin Willis.
September 16, 2004 ..... Hawks sign Kenny Anderson and Jon Barry.
August 24, 2004 ..... Hawks name Larry Drew, Herb Brown, Bob Bender, Greg Ballard and David Fizdale assistant coaches.
August 16, 2004 ..... Hawks acquire Predrag Drobnjak from Charlotte for a 2005 second-round pick.
August 4, 2004 ..... Atlanta acquires Antoine Walker and Tony Delk from Dallas in exchange for Jason Terry, Alan Henderson and a future first-round pick.
July 15, 2004 ..... Hawks acquire Al Harrington from the Indiana Pacers in exchange for Stephen Jackson (sign-and-trade).
July 12, 2004 ..... Atlanta signs first-round picks Josh Childress and Josh Smith.
July 8, 2004 ..... Hawks name Mike Woodson as head coach.
June 24, 2004 ..... Hawks select Josh Childress (No. 6), Josh Smith (No. 17), Donta Smith (No. 34), Royal Ivey (No. 37) and Viktor Sanikidze (No. 42) in the 2004 NBA Draft ... Hawks trade Sanikidze to the San Antonio Spurs for a 2005 second-round pick, and cash considerations.
May 7, 2004 ..... Hawks dismiss Terry Stotts from head coaching position.
March 31, 2004 ..... The Hawks and Philips Arena operating rights are sold to a group of businessmen led by Bruce Levenson and Michael Gearon. Additionally, Bernie Mullin is named President and Chief Executive Officer, Billy Duffy is named Executive Vice President and Chief Financial Officer and Ailey Penningroth is named Vice President of Strategic Planning/Special Assistant to the President & CEO ... Additionally, Dominique Wilkins is named Vice President/Basketball.
March 28, 2004 ..... Atlanta signs Jason Collier for the remainder of the season.
March 18, 2004 ..... Hawks sign Michael Bradley for the remainder of the season, and sign Jason Collier to a second 10-day contract.
March 15, 2004 ..... Atlanta waives forward Chris Mills, places center Joel Przybilla on the injured list, and signs center Mamadou N'diaye for the rest of the season.
March 12, 2004 ..... Hawks announce that a group of businessmen led by Bruce Levenson and Michael Gearon have received NBA approval for transfer of the Hawks' operations.
March 9, 2004 ..... Atlanta signs forward Josh Davis to a 10-day contract.
March 8, 2004 ..... Hawks sign forward Jason Collier to a 10-day contract.
March 1, 2004 ..... Atlanta places forward Chris Mills on the injured list, and activates guard/forward Travis Hansen.
February 28, 2004 ..... Hawks sign center Mamadou N'diaye to a second 10-day contract.
February 27, 2004 ..... Atlanta signs forward/center Hiram Fuller to a 10-day contract.
February 25, 2004 ..... Hawks request waivers on guard Dion Glover.
February 19, 2004 ..... Atlanta obtains a first-round pick (owed to Detroit from Milwaukee), guard Bob Sura and center Zeljko Rebraca from the Detroit Pistons, as well as veteran forward Chris Mills from the Boston Celtics, with forward Rasheed Wallace going to the Pistons in exchange. As part of the three-team deal, Chucky Atkins, Lindsey Hunter, a first-round draft pick and cash compensation go from Detroit to Boston in exchange for Mike James.
February 19, 2004 ..... Hawks request waivers on Terrell Brandon, and place Travis Hansen and Alan Henderson on the injured list.
February 18, 2004 ..... Hawks request waivers on Michael Doleac, and sign center Mamadou N'diaye to a 10-day contract.
February 15, 2004 ..... Atlanta acquires Michael Doleac (from the Knicks) and Joel Przybilla (from the Bucks), along with a 2005 second-round draft choice (from the Knicks), in exchange for Nazr Mohammed (to the Knicks) ... In addition, Keith Van Horn goes from New York to Milwaukee, while Tim Thomas goes from the Bucks to the Knicks.
February 9, 2004 ..... Hawks obtain Rasheed Wallace and Wesley Person from Portland in exchange for Shareef Abdur-Rahim, Theo Ratliff and Dan Dickau.
December 29, 2003 ..... Atlanta requests waivers on forward Lee Nailon, and activates forward Alan Henderson from the injured list.
November 17, 2003 ..... Hawks, Braves and Thrashers president Stan Kasten announces his resignation.
November 8, 2003 ..... Hawks place Alan Henderson on the injured list, and activate Dan Dickau.
October 27, 2003 ..... Hawks place guards Terrell Brandon and Dan Dickau and forward/center Obinna Ekezie on the injured list.
October 27, 2003 ..... Atlanta requests waivers on Randy Holcomb.
October 23, 2003 ..... Hawks requests waivers on Jerry Holman and "Smush" Parker.
October 17, 2003 ..... Hawks request waivers on guard Tierre Brown.
October 3, 2003 ..... Atlanta signs free agent forward Stephen Jackson.
September 29, 2003 ..... Hawks head coach Terry Stotts names Larry Smith, Jim Boylan, Armond Hill and Mike McNeive as his assistant coaches.
September 26, 2003 ..... Hawks sign guard Dion Glover to a contract.
September 25, 2003 ..... Atlanta annouces the re-signing of guard Jason Terry to a contract.
September 16, 2003 ..... Hawks announce that Turner Broadcasting System, Inc. (TBS, Inc.) and a group of businessmen led by Bruce Levenson and Michael Gearon have signed a binding agreement for transfer of ownership of the Hawks.

MAJOR TRANSACTIONS: 1968 - 2016, CONT.

September 11, 2003.....Hawks receive notification that guard Jason Terry has signed an offer sheet with the Utah Jazz.
September 4, 2003.....Atlanta signs free agent guard Jacque Vaughn.
August 11, 2003.....Hawks name Billy Knight as General Manager and Terry Stotts as Head Coach.
August 6, 2003.....Hawks assistant coach Alex English accepts an assistant coaching position with the Philadelphia 76ers.
July 23, 2003.....Atlanta acquires the contract and services of guard Terrell Brandon from the Timberwolves, and Randy Holcomb from the Philadelphia 76ers, along with a 2007 first-round pick, in exchange for sending forward Glenn Robinson and a 2006 second-round pick to the Sixers, as part of a four-team deal which includes New York and Minnesota.
July 10, 2003.....Hawks sign draft picks Boris Diaw and Travis Hansen to contracts.
June 26, 2003.....Atlanta selects guard/forward Boris Diaw in the first round (21st overall) and guard Travis Hansen in the second round (37th overall) of the 2003 NBA Draft.
June 26, 2003.....Hawks extend qualifying offer to restriced free agent Jason Terry.
May 29, 2003.....Hawks assistant coach Steve Henson accepts a position as assistant coach at University of South Florida.
May 1, 2003.....Turner Broadcasting enters letter of intent with David McDavid, providing an exclusive negotiating period for the possible purchase of the Atlanta Hawks, Atlanta Thrashers and the operating rights to Philips Arena.
April 14, 2003.....Hawks sign Mikki Moore for the remainder of the season.
April 3, 2003.....Atlanta signs Mikki Moore to a second 10-day contract.
April 2, 2003.....Hawks relieve VP/GM Pete Babcock of his duties.
March 24, 2003.....Atlanta signs Mikki Moore to a 10-day contract.
March 4, 2003.....Hawks sign Brandon Williams to a second 10-day contract.
February 21, 2003.....Jermaine Jackson signed for the remainder of the season, and Brandon Williams signed to a 10-day contract.
February 10, 2003.....Atlanta signs Jermaine Jackson to a second 10-day contract.
February 2, 2003.....Hawks sign Corey Benjamin to his second 10-day contract.
January 30, 2003.....Atlanta signs Jermaine Jackson to a 10-day contract.
January 24, 2003.....Hawks place Ira Newble on the injured list and activate Chris Crawford.
January 22, 2003.....Atlanta signs Corey Benjamin to a 10-day contract.
January 20, 2003.....Mike Wilks is signed to a second 10-day contract.
January 9, 2003.....Hawks place Chris Crawford on the injured list, and sign Mike Wilks and Paul Shirley to 10-day contracts.
January 7, 2003.....Atlanta requests waivers on guard Mike Wilks.
January 3, 2003.....Hawks waive Matt Maloney and activate Dan Dickau from the injured list.
December 26, 2002.....Atlanta relieves head coach Lon Kruger and assistant coach Gar Heard of their duties. Terry Stotts is named head coach, while Alex English is promoted from Director of Player Development to assistant coach, and Steve Henson remains as assistant coach.
December 24, 2002.....Hawks sign guard Mike Wilks.
December 23, 2002.....Guard Emanual Davis is placed on the injured list.
December 10, 2002.....Atlanta waives center Amal McCaskill and activated center Nazr Mohammed.
November 21, 2002.....Hawks place Dan Dickau on the injured list and signed Matt Maloney.
November 9, 2002.....Atlanta releases Antonio Harvey and activated Chris Crawford from the injured list.
October 31, 2002.....Nazr Mohammed placed on the injured list, and signed Amal McCaskill.
October 28, 2002.....Hawks place Chris Crawford and DerMarr Johnson on the injured list.
October 24, 2002.....Atlanta releases Maurice Carter, Rod Grizzard and Paul Shirley from the training camp roster.
October 18, 2002.....Hawks release Fred House and George Williams from the training camp roster.
October 11, 2002.....Atlanta releases Mario Bennett from the training camp roster.
September 11, 2002.....Hawks re-sign forward Ira Newble.
September 5, 2002.....Atlanta names Harold Ellis as an advance scout.
August 20, 2002.....Hawks name Terry Stotts and Steve Henson as assistant coaches, Alex English as Director of Player Development, and Dominique Wilkins as Player Development Assistant.
August 2, 2002.....Atlanta acquires forward Glenn Robinson from the Milwaukee Bucks in exchange for Toni Kukoc, Leon Smith and a first round draft pick in 2003.
July 11, 2002.....Hawks sign rookie point guard Dan Dickau.
June 26, 2002.....Atlanta acquires the draft rights to Dan Dickau from the Sacramento Kings in exchange for a future first-round draft pick ... Atlanta selects David Andersen in the second round (37th overall) ... The Hawks trade Efthimios Rentzias to Philadelphia for two future second-round picks.
May 17, 2002.....Hawks announce the promotion of Chris Grant to Director of Scouting.
May 15, 2002.....Billy Knight named to newly created position of Director of Basketball Operations.
March 6, 2002.....Atlanta granted an injury exception for Dion Glover, and sign Leon Smith for the remainder of the season.
February 17, 2002.....Hawks place Theo Ratliff (right hip sprain) on the injured list and activate Toni Kukoc from the injured list.
February 15, 2002.....Atlanta activates Alan Henderson from the injured list.
February 11, 2002.....Ira Newble signed for the remainder of the season.
February 1, 2002.....Hawks sign Ira Newble to a second 10-day contract.
January 29, 2002.....Atlanta signs Mark Strickland for the remainder of the season.
January 24, 2002.....Leon Smith signed to a second 10-day contract.
January 22, 2002.....The NBA suspends Shareef Abdur-Rahim and Jason Terry for three games and one game respectively for their roles in an altercation during the fourth quarter of the Jan. 21 game against Houston ... Hawks place Emanual Davis on the injured list and sign Ira Newble to a 10-day contract.
January 19, 2002.....Atlanta signs Mark Strickland to a second 10-day contract.
January 14, 2002.....Hawks sign Leon Smith to a 10-day contract.
January 10, 2002.....Atlanta activates Theo Ratliff from the injured list and places Toni Kukoc (fractured right wrist) on the injured list.
January 9, 2002.....Chris Crawford (torn ACL, left knee) is placed on the injured list and Mark Strickland is signed to a 10-day contract.
January 7, 2002.....Hawks request waivers on Mark Strickland and Reggie Slater ... Chris Crawford is activated from the injured list.

MAJOR TRANSACTIONS: 1968 - 2016, CONT.

December 13, 2001.....Atlanta signs Reggie Slater.
November 18, 2001.....Dickey Simpkins is waived.
November 14, 2001.....Hawks sign Dickey Simpkins.
November 13, 2001.....Atlanta signs forward Mark Strickland ... Hawks activate Shareef Abdur-Rahim from the injured list, and in a separate transaction, places forward Chris Crawford (torn ACL, left knee) on the injured list.
November 10, 2001.....Toni Kukoc is activated from the injured list and Shareef Abdur-Rahim (left knee contusion) is placed on the injured list.
November 6, 2001.....Hawks place Toni Kukoc (strained left quadricep muscle) is placed on the injured list.
November 5, 2001.....Atlanta places Theo Ratliff (right hip flexor and slight groin pull) on the injured list.
October 29, 2001.....Alan Henderson (inflammation, right knee) is placed on the injured list.
October 26, 2001.....Hawks exercise their option on fourth-year contracts of Jason Terry and Dion Glover.
October 24, 2001.....Atlanta requests waivers on Ira Newble, Ivano Newbill and Scoonie Penn.
October 9, 2001.....Hawks release Juan "Pepe" Sanchez.
October 2, 2001.....Free agents Ivano Newbill, Ira Newble, Scoonie Penn and Juan "Pepe" Sanchez signed.
July 30, 2001.....Atlanta signs free agent guard Jacque Vaughn.
July 27, 2001.....Free agent guard Emanual Davis signs with Atlanta.
July 19, 2001.....Hawks agree to terms with free agent center Nazr Mohammed.
June 27, 2001.....Atlanta drafts Maryland's Terence Morris with the 34th overall pick in the 2001 NBA Draft, and trades his rights to the Houston Rockets for a future first round pick.
June 27, 2001.....Hawks draft Iowa State's Jamaal Tinsley with the 27th overall pick in the 2001 NBA Draft, and trade his rights to the Indiana Pacers for a future first round pick.
June 27, 2001.....Hawks reach an agreement in principle to acquire Shareef Abdur-Rahim and the 27th overall pick in the 2001 NBA Draft from the Vancouver Grizzlies in exchange for Brevin Knight, Lorenzen Wright and Pau Gasol, the third overall pick in the 2001 NBA Draft.
March 19, 2001.....Atlanta activates Lorenzen Wright from the injured list.
March 12, 2001.....Pepe Sanchez is waived and Matt Maloney is activated from the injured list.
March 10, 2001.....Hawks place Lorenzen Wright (sprained right thumb) on the injured list.
February 23, 2001.....Theo Ratliff (stress fracture, right wrist) is placed on injured list and Hanno Mottola is activated.
February 22, 2001.....Atlanta releases Ira Bowman and Larry Robinson from 10-day contracts, and acquires Theo Ratliff, Toni Kukoc, Nazr Mohammed and Pepe Sanchez from the Philadelphia 76ers in exchange for Dikembe Mutombo and Roshown McLeod.
February 16, 2001.....Roshown McLeod is placed on the injured list and Ira Bowman is signed to a 10-day contract.
February 14, 2001.....Hawks place Matt Maloney (strained right hand) on the injured list.
February 13, 2001.....Atlanta places Hanno Möttölä (sprained left elbow) on the injured list.
February 5, 2001.....Tony Smith is not offered a second 10-day contract and Matt Maloney is activated.
February 2, 2001.....Brevin Knight is activated from the injured list.
January 26, 2001.....Hawks place Brevin Knight (strained right groin) on the injured list.
January 25, 2001.....Sean Colson is waived and Tony Smith is signed to a 10-day contract.
January 18, 2001.....Hawks sign Sean Colson to a 10-day contract.
January 17, 2001.....Atlanta places Matt Maloney (strained right hand) on the injured list.
January 13, 2001.....The No. 21 jersey of Hawks and NBA legend Dominique Wilkins is retired at Philips Arena.
January 13, 2001.....Atlanta waives Andy Panko, and activates Chris Crawford from the injured list.
January 6, 2001.....Alan Henderson is activated from the injured list.
January 5, 2001.....Andy Panko is signed to a 10-day contract.
January 2, 2001.....Hawks acquire Brevin Knight from the Cleveland Cavaliers in exchange for Jim Jackson, Anthony Johnson and Larry Robinson.
December 26, 2000.....Atlanta activates Jim Jackson from the injured list.
December 19, 2000.....Alan Henderson (sprained left shoulder) is placed on the injured list.
December 15, 2000.....Atlanta places Jim Jackson (sprained right knee) on the injured list and activates Roshown McLeod.
December 12, 2000.....Hawks place Chris Crawford (sprained left ankle and sore right big toe) on the injured list.
November 28, 2000.....Dion Glover activated from injured list.
November 24, 2000.....Jim Jackson (sprained medial collateral ligament, right knee) is placed on the injured list.
November 14, 2000.....Atlanta places Roshown McLeod on the injured list and Cal Bowdler is activated.
November 8, 2000.....Hawks waive Anthony "Pig" Miller, and activate Dikembe Mutombo from the injured list.
October 30, 2000.....Cal Bowdler (sprained medial collateral ligament, right knee), Dion Glover (stress fracture, left foot) and Dikembe Mutombo (mild case of malaria) are placed on the injured list, and Roshown McLeod's contract is extended to a fourth year (for the 2001-02 season).
October 28, 2000.....Dan Cross, Stephen Howard and Rick Hughes are waived.
October 26, 2000.....Free agent Chris Carrawell signs, and is waived.
October 25, 2000.....Atlanta signs free agent Stephen Howard.
October 22, 2000.....Hawks sign free agents Dan Cross and Rick Hughes.
October 2, 2000.....Atlanta signs free agents Pete Chilcutt, Anthony "Pig" Miller, Matt Maloney, Michael Hawkins, Larry Robinson and Jason Sasser to contracts.
August 24, 2000.....Hawks name Wally Blase as Athletic Trainer and Tom Smith as assistant trainer/equipment manager.
August 18, 2000.....Atlanta signs free agent guard Anthony Johnson to a contract, marking his second tour of duty with the Hawks.
July 26, 2000.....Hawks sign second round pick Hanno Möttölä to a contract.
July 14, 2000.....Atlanta signs first round pick DerMarr Johnson to a contract.
July 10, 2000.....Hawks name Gar Heard as an assistant coach, joining the staff of Lon Kruger.
June 28, 2000.....Atlanta selects DerMarr Johnson (sixth overall), Hanno Möttölä (40th overall) and Scoonie Penn (56th overall) in NBA Draft 2000.
June 8, 2000.....Hawks name Rick Mahorn and Eric Musselman as assistant coaches to Lon Kruger's staff.

MAJOR TRANSACTIONS: 1968 - 2016, CONT.

May 25, 2000 ..... Atlanta names former Illinois head coach Lon Kruger as the eighth full-time head coach in Atlanta Hawks history.
April 24, 2000 ..... Head coach Lenny Wilkens elects to resign his position.
March 27, 2000 ..... Hawks sign Drew Barry for the remainder of the season.
March 17, 2000 ..... Atlanta places Isaiah Rider on waivers.
February 25, 2000 ..... Hawks activate Dion Glover from the injured list.
February 24, 2000 ..... Atlanta trades Anthony Johnson to the Orlando Magic in exchange for a future second-round pick.
February 13, 2000 ..... Hawks center Dikembe Mutombo plays in the All-Star game for the sixth time in his career.
January 28, 2000 ..... Hawks place Dion Glover on the injured list and activate Roshown McLeod.
December 30, 1999 ..... Isaiah Rider suspended by the Hawks for one game.
December 22, 1999 ..... Atlanta requests waivers on Brandon Williams and activates LaPhonso Ellis from the injured list.
December 15, 1999 ..... Hawks sign Brandon Williams to a contract.
December 8, 1999 ..... Atlanta places Roshown McLeod (strained hamstring) on the injured list.
November 15, 1999 ..... Hawks suspend Isaiah Rider (violation of team rules) for one game.
November 4, 1999 ..... Atlanta plays their first game ever at Philips Arena, a 119-109 loss to the Milwaukee Bucks.
November 1, 1999 ..... LaPhonso Ellis is placed on the injured list (strained calf).
October 18, 1999 ..... Atlanta requests waivers on Raja Bell, Terik Brown, Tom Wideman and Kevin Jobity.
August 17, 1999 ..... Hawks request waivers on Tyrone Corbin and Duane Ferrell.
August 8, 1999 ..... Atlanta acquires Lorenzen Wright from the Los Angeles Clippers in exchange for two first round draft picks.
August 2, 1999 ..... Hawks acquire guards Isaiah "J.R." Rider and Jim Jackson from the Portland Trail Blazers in exchange for guards Steve Smith and Ed Gray.
July 15, 1999 ..... Hawks sign first round pick Dion Glover to a multi-year contract.
July 14, 1999 ..... Atlanta signs first round picks Jason Terry and Cal Bowdler to multi-year contracts.

June 30, 1999 ..... The Hawks select Arizona's Jason Terry with the 10th overall pick in the 1999 NBA Draft. Cal Bowdler (17th overall), Dion Glover (20th overall), Jumaine Jones (27th overall) and Roberto Bergersen (52nd overall) round out the team's draft picks. Jones (to Philadelphia for a future first round draft pick) and Bergerson (to Portland for cash considerations) are traded on draft night.
June 29, 1999 ..... The Hawks trade guard Mookie Blaylock, along with the 21st pick in the 1999 NBA Draft, to the Golden State Warriors in exchange for guard Vernell "Bimbo" Coles, forward Duane Ferrell and the 10th overall selection.
May 9, 1999 ..... Dikembe Mutombo is awarded the NBA's IBM Award, given to the player who makes the biggest contribution to his team.
April 16, 1999 ..... Atlanta activates Steve Smith from the injured list.
April 8, 1999 ..... Hawks sign Jeff Sheppard for the remainder of the season.
April 5, 1999 ..... Atlanta announces the hiring of former Hawks player Jim Washington as Director of Community Affairs.
April 2, 1999 ..... Atlanta places Steve Smith on the injured list.
March 29, 1999 ..... Jeff Sheppard is signed to a second 10-day contract.
March 19, 1999 ..... Hawks sign Jeff Sheppard to a 10-day contract.
March 14, 1999 ..... LaPhonso Ellis is placed on the injured list.
March 4, 1999 ..... Hawks release Jeff Sheppard and activate Steve Smith from the injured list.
February 22, 1999 ..... Atlanta places Steve Smith on the injured list and re-signs Jeff Sheppard.
February 19, 1999 ..... Hawks release Scot Pollard and Shammond Williams.
February 13, 1999 ..... Scot Pollard is activated from the injured list.
February 12, 1999 ..... Atlanta releases Jeff Sheppard.
February 4, 1999 ..... Hawks place Scot Pollard on the injured list.
February 2, 1999 ..... Atlanta releases Kebu Stewart.
February 1, 1999 ..... Hawks sign Grant Long to a contract and request waivers on Bakari Hendrix.
January 30, 1999 ..... Atlanta faces the Charlotte Hornets in a free pre-season game at Georgia Tech.
January 30, 1999 ..... Atlanta signs free-agent forward LaPhonso Ellis to a multi-year contract.
January 25, 1999 ..... Hawks release Mitch Henderson, Brian Oliver and Jason Lawson.
January 21, 1999 ..... The Hawks sign free agent guard Anthony Johnson and free agent center Mark West, while reaching agreements with draft picks Roshown McLeod and Shammond Williams.
January 7, 1999 ..... NBA owners ratify collective bargaining agreement, assuring a 1998-99 season.
October 2, 1998 ..... Lenny Wilkens is enshrined into the Naismith Memorial Basketball Hall of Fame as a coach, joining John Wooden as the only people to be inducted twice (once as player, once as coach).
June 24, 1998 ..... The Hawks select Roshown McLeod (20th pick overall) and Cory Carr (49th overall) in the 1998 NBA Draft. Atlanta then trades the draft rights to Carr, along with two future second round draft picks, to Chicago for the rights to Shammond Williams (34th selection overall).
June 23, 1998 ..... The Basketball Hall of Fame announces that Lenny Wilkens will be re-enshrined to the Hall, this time as a coach, joining John Wooden as the only men to be inducted twice.
May 20, 1998 ..... Dikembe Mutombo is named to the All-NBA third team.
May 6, 1998 ..... Dikembe Mutombo named to the league's All-Defensive first team, while Mookie Blaylock is selected to the second team.
May 5, 1998 ..... Dikembe Mutombo is named the NBA's Defensive Player of the Year for the second straight year, and third time in four seasons.
April 30, 1998 ..... Alan Henderson is honored as the NBA's Most Improved Player for the 1997-98 season.
April 28, 1998 ..... Steve Smith wins the NBA's 1997-98 J. Walter Kennedy Citizenship Award.
March 10, 1998 ..... Eldridge Recasner is activated from the injured list.
March 9, 1998 ..... Hawks opt not to re-sign Brian Oliver.
February 27, 1998 ..... Brian Oliver is re-signed to a second 10-day contract.
February 17, 1998 ..... Hawks sign Brian Oliver to a 10-day contract.
February 16, 1998 ..... Lloyd Daniels is released.

MAJOR TRANSACTIONS: 1968 - 2016, CONT.

February 13, 1998 ..... Hawks sign Lloyd Daniels to a 10-day contract.
February 11, 1998 ..... Drew Barry is signed for the remainder of the season.
January 30, 1998 ..... Hawks sign Drew Barry to a second 10-day contract.
January 27, 1998 ..... Dikembe Mutombo is selected (by fan vote) as the starting center for the Eastern Conference All-Star team, while Steve Smith is added as a reserve by the Eastern Conference coaches.
January 26, 1998 ..... Ed Gray is removed from the suspended list, but remains on the injured list.
January 20, 1998 ..... Hawks activate Mookie Blaylock from the injured list, opt not to sign Randy Livingston to a second 10-day contract and sign Drew Barry to a 10-day contract.
January 19, 1998 ..... Ed Gray is placed on the suspended list (violation of team policies).
January 12, 1998 ..... Steve Smith is named NBA Player of the Week.
January 10, 1998 ..... Hawks sign Randy Livingston to a 10-day contract.
January 9, 1998 ..... Mookie Blaylock and Ed Gray are placed on the injured list.
December 19, 1997 ..... Hawks request waivers on Randy Livingston and activate "Pig" Miller from the injured list.
December 9, 1997 ..... Anthony "Pig" Miller is placed on the injured list and Randy Livingston in signed.
November 20, 1997 ..... Hawks request waivers on Randy Livingston and activate Eldridge Recasner.
November 10, 1997 ..... Dikembe Mutombo is named the NBA Player of the Week.
November 7, 1997 ..... Hawks requested waivers on Donald Whiteside and signed Randy Livingston.
October 30, 1997 ..... Eldridge Recasner is placed on the injured list and request waivers on Ken Norman.
October 28, 1997 ..... Hawks release Matt Steigenga.
October 19, 1997 ..... Drew Barry and Walter Bond are released.
October 9, 1997 ..... Turner Sports and Entertainment Development, Inc. unveils design of the new downtown facility to serve as home of the Hawks and the NHL expansion Thrashers, scheduled to open in September, 1999.
October 8, 1997 ..... Hawks release David Crouse, Chris King and Jared Prickett.
September 29, 1997 ..... Hawks trade Priest Lauderdale to the Denver Nuggets in exchange for Efthimios Rentzias and a second-round selection in 2000.
September 12, 1997 ..... Hawks re-sign free agent Eldridge Recasner to a contract.
August 29, 1997 ..... Hawks Athletic Trainer Joe O'Toole announces his retirement, effective October 1. Strength and Conditioning Coach Chris Tucker is named as his replacement.
August 29, 1997 ..... Mookie Blaylock signs a four-year contract extension, effective after the 1997-98 season.
August 27, 1997 ..... Head Coach Lenny Wilkens is signed to a four-year contract extension, taking him through 2001-02 season.
July 8, 1997 ..... Announced the hiring of Phil Hubbard as an assistant coach, replacing Bill Hanzlik, who was named head coach of the Denver Nuggets.
June 25, 1997 ..... Atlanta selects Ed Gray (1st Round, 22nd overall), along with Alain Digbeu (2nd Round, 50th overall) and Chris Crawford (2nd Round, 51st overall) in the 1997 NBA Draft.
April 29, 1997 ..... Dikembe Mutombo (1st team) and Mookie Blaylock (2nd team) are named to the NBA's All-Defensive Team.
April 24, 1997 ..... Dikembe Mutombo is named the NBA's Defensive Player of the Year for the second time.
March 25, 1997 ..... Hawks sign Darrin Hancock for the remainder of the season.
March 15, 1997 ..... Darrin Hancock is signed to a second 10-day contract.
March 5, 1997 ..... Signed Darrin Hancock to a 10-day contract.
March 4, 1997 ..... Atlanta released Donnie Boyce.
February 24, 1997 ..... Hawks placed Ken Norman on the injured list and activated Tyrone Corbin.
February 15, 1997 ..... Placed Tyrone Corbin on the injured list and activated Alan Henderson.
February 5, 1997 ..... Christian Laettner and Dikembe Mutombo are named as reserves to the 1997 Eastern Conference All-Star Team. Mutombo started the game, replacing injured starter Patrick Ewing.
January 7, 1997 ..... Requested waivers on Darrin Hancock and Willie Burton and activated Tyrone Corbin.
January 2, 1997 ..... Atlanta signs Darrin Hancock to a contract.
December 31, 1996 ..... Hawks placed Willie Burton on the injured list.
December 20, 1996 ..... Atlanta signs Henry James to a contract.
December 19, 1996 ..... Placed Tyrone Corbin on the injured list.
December 2, 1996 ..... Activated Priest Lauderdale from the injured list.
November 26, 1996 ..... Hawks release Derrick Alston.
November 18, 1996 ..... Released Anthony "Pig" Miller and activated Ken Norman from the injured list.
November 14, 1996 ..... Atlanta signs Anthony "Pig" Miller to a contract.
November 13, 1996 ..... Hawks place Priest Lauderdale on the injured list and sign Derrick Alston to a contract.
November 12, 1996 ..... Atlanta places Alan Henderson on the injured list.
November 4, 1996 ..... Placed Ken Norman on the injured list and signed Willie Burton to a contract.
October 29, 1996 ..... Zarko Paspalj is released.
October 28, 1996 ..... Atlanta requests waivers on Willie Burton, Melvin Booker and Horacio Llamas.
October 2, 1996 ..... Sign Zarko Paspalj, Melvin Booker, Pat Durham and Ivano Newbill to contracts.
September 27, 1996 ..... Sign free agent Eldridge Recasner to a contract.
September 12, 1996 ..... Atlanta signs free agents Tyrone Corbin and Willie Burton to contracts.
September 9, 1996 ..... Hawks sign first round pick Priest Lauderdale to a three-year contract.
September 5, 1996 ..... Atlanta announces that the club has hired Stan Albeck as an assistant coach/scout, replacing Jack Nolan, who took a position as an assistant coach with the Dallas Mavericks.
August 13, 1996 ..... Hawks sign Jon Barry to a one-year contract.
August 9, 1996 ..... Atlanta signs Horacio Llamas to a contract.
August 5, 1996 ..... Hawks re-sign Donnie Boyce to a one-year contract.
July 23, 1996 ..... Atlanta re-signs Steve Smith to a seven-year contract.
June 25, 1996 ..... Atlanta waives Donnie Boyce and Blair Rasmussen, while renouncing veteran free agents Craig Ehlo, Matt Bullard and Reggie Jordan.
July 15, 1996 ..... Atlanta reaches agreement on a multi-year contract with center Dikembe Mutombo and trades Stacey Augmon

MAJOR TRANSACTIONS: 1968 - 2016, CONT.

and Grant Long to the Detroit Pistons in exchange for two first round and two second round draft picks.
June 28, 1996 ..... Hawks elect not to exercise the option on Craig Ehlo's contract, making him a free agent.
June 26, 1996 ..... Hawks draft center Priest Lauderdale with the 28th overall pick in the 1996 NBA Draft.
June 25, 1996 ..... Atlanta trades the 45th and 47th overall picks in the 1996 NBA Draft to the Seattle Sonics in exchange for the 28th overall selection (second to last pick of the first round).
June 12, 1996 ..... The New York Knicks notify the Hawks that they will exercise their option and take Atlanta's first-round pick (19th overall) in the 1996 NBA Draft.
March 26, 1996 ..... Hawks sign Reggie Jordan for the remainder of the season.
March 16, 1996 ..... Atlanta signs Reggie Jordan to a second 10-day contract.
March 9, 1996 ..... Hawks release Todd Mundt and activate Donnie Boyce from the injured list.
March 6, 1996 ..... Atlanta signs Reggie Jordan to a 10-day contract.
March 1, 1996 ..... Hawks release Howard Nathan.
February 22, 1996 ..... Atlanta obtains Christian Laettner and Sean Rooks from the Minnesota Timberwolves in exchange for Andrew Lang and Spud Webb and signs Howard Nathan to a 10-day contract.
February 5, 1996 ..... Hawks release Ronnie Grandison.
January 26, 1996 ..... Atlanta signs Ronnie Grandison to a second 10-day contract.
January 16, 1996 ..... Hawks sign Ronnie Grandison to a 10-day contract.
January 5, 1996 ..... Atlanta releases Tim Kempton.
December 14, 1995 ..... Hawks release Howard Nathan and sign Tim Kempton.
October 30, 1995 ..... Atlanta releases Troy Brown, Cuonzo Martin and Gaylon Nickerson.
October 15, 1995 ..... Hawks release Alex Blackwell.
October 5, 1995 ..... Atlanta signs Stacey Augmon to a five-year contract and second round pick Troy Brown. The Hawks also sign free agents Howard Nathan, Todd Mundt, Matt Bullard and Alex Blackwell prior to the start of training camp.
October 1, 1995 ..... Hawks sign second round pick Donnie Boyce to a two-year contract.
September 25, 1995 ..... Atlanta signs first round pick Alan Henderson to a three-year contract and second-round pick Cuonzo Martin to a one-year deal.
July 1, 1995 ..... Greg Anderson, Jon Koncak, Jim Les and Ennis Whatley become unrestricted free agents, and Stacey Augmon becomes a restricted free agent.
June 29, 1995 ..... Atlanta acquires Anthony "Spud" Webb from the Sacramento Kings in exchange for Tyrone Corbin.
June 28, 1995 ..... The Hawks select Alan Henderson (16th overall), Donnie Boyce (42nd overall), Troy Brown (45th overall) and Cuonzo Martin (57th overall) in the 1995 NBA Draft.
June 27, 1995 ..... Atlanta names Jerry Powell as an assistant coach.
June 23, 1995 ..... Hawks unveil new logo and uniforms for the 1995-96 season.
June 19, 1995 ..... Hawks assistant coach Brian Winters is named first coach of the expansion Vancouver Grizzlies.
June 14, 1995 ..... Atlanta informs the Miami Heat of the Hawks' intention of keeping their number one draft selection (16th overall) for the 1995 NBA Draft and as a result, Miami receives Atlanta's number one selection in the 1996 draft.
April 24, 1995 ..... Lenny Wilkens is named head coach of the 1996 US Olympic Team.
March 23, 1995 ..... Activated Craig Ehlo off the injured list and released Morlon Wiley.
March 21, 1995 ..... Sign Ennis Whatley for the remainder of the season.
March 14, 1995 ..... Sign Morlon Wiley to a second 10-day contract.
March 11, 1995 ..... Sign Ennis Whatley to a second 10-day contract.
March 4, 1995 ..... Placed Jim Les on the injured list and signed Morlon Wiley to a 10-day contract.
March 1, 1995 ..... Sign Ennis Whatley to a 10-day contract.
February 24, 1995 ..... Place Craig Ehlo on the injured list.
January 6, 1995 ..... Lenny Wilkens becomes the winningest coach in NBA history with a 112-90 victory over Washington. He earns victory #939, surpassing Red Auerbach.
December 15, 1994 ..... Sign Greg Anderson and release Sergei Bazarevich.
November 29, 1994 ..... Activate Craig Ehlo from the injured list and release Fred Vinson.
November 7, 1994 ..... Acquire Steve Smith, Grant Long and a future second round draft pick from the Miami Heat in exchange for Kevin Willis and a future first round selection.
November 3, 1994 ..... Place Craig Ehlo on the injured list.
September 16, 1994 ..... Atlanta acquires Tyrone Corbin along with a 1995 second-round draft pick from the Utah Jazz in exchange for Adam Keefe.
September 14, 1994 ..... Hawks re-sign free agent Craig Ehlo to a two-year contract with an option year.
August 11, 1994 ..... Hawks sign free agent guard Jim Les to a two-year contract.
June 29, 1994 ..... The Hawks select guard Gaylon Nickerson from NW Oklahoma State with the 34th pick in the second round in the 1994 NBA Draft, the club's only selection. Atlanta's first round pick goes to the Los Angeles Clippers as a result of the Dominique Wilkins/Danny Manning trade.
June 22, 1994 ..... Atlanta acquires Ken Norman from Milwaukee in exchange for the rights to Roy Hinson.
May 27, 1994 ..... Lenny Wilkens named IBM NBA Coach of the Year to go along with that same honor from The Sporting News, Basketball Weekly and Basketball Digest.
May 13, 1994 ..... Hawks president Stan Kasten announces the club's intentions of building a new arena for the Hawks, perhaps to be ready for the 1999 season, with hopes of drawing an NHL franchise to the building as well.
May 11, 1994 ..... Mookie Blaylock selected to the NBA's All-Defensive First Team.
April 23, 1994 ..... Atlanta clinches its first Central Division title since 1986-87 and home court advantage throughout the Eastern Conference playoffs with a 93-89 win over Orlando in the Hawks' last game of the regular season.
February 24, 1994 ..... Hawks acquire Danny Manning from the Los Angeles Clippers in exchange for Dominique Wilkins and a conditional 1994 or 1995 first round draft pick.
February 15, 1994 ..... Dominique Wilkins becomes the NBA's ninth all-time leading scorer with 23,178 points.
February 10, 1994 ..... Dominique Wilkins becomes the NBA's 10th all-time leading scorer with 23,150 points.
February 2, 1994 ..... Lenny Wilkens becomes the second coach in NBA history to win 900 games, joining Arnold "Red" Auerbach.
February 2, 1994 ..... Dominique Wilkins and Mookie Blaylock named to the Eastern Conference All-Star team for the February 13th game in

MAJOR TRANSACTIONS: 1968 - 2016, CONT.

Minneapolis, Minnesota.
January 28, 1994 ..... Lenny Wilkens along with assistant coaches Dick Helm and Brian Winters named coaches of the Eastern Conference All-Star squad.
December 16, 1993 ..... Doug Edwards is activated off the injured list.
December 13, 1993 ..... Hawks release John Bagley.
November 26, 1993 ..... Atlanta signs John Bagley.
November 23, 1993 ..... Hawks release Ricky Grace.
November 6, 1993 ..... Atlanta releases Todd Mundt and signs Ricky Grace.
November 2, 1993 ..... Atlanta waives Steve Henson, Rich Manning and Greg Foster.
October 14, 1993 ..... Hawks release Byron Dinkins and Corey Allen.
September 7, 1993 ..... Hawks sign free agent center Andrew Lang to a six-year deal.
July 2, 1993 ..... Hawks sign free agent Craig Ehlo to a three-year deal.
July 1, 1993 ..... Contract offers are tendered to Steve Henson and Greg Foster, and the option year is picked up on the contract of Duane Ferrell.
June 29, 1993 ..... Hawks select Doug Edwards of Florida State with the 15th pick in the first round of the 1993 NBA Draft. With the second pick (40th overall), the club picked Washington's Richard Manning.
June 9, 1993 ..... Guard Mookie Blaylock is signed to a new five-year contract, negating the option year on his previous contract with the New Jersey Nets.

June 1, 1993 ..... Former Cleveland coach Lenny Wilkens becomes the seventh full-time head coach of the Atlanta Hawks. He later names Dick Helm and Brian Winters as his assistants.
May 10, 1993 ..... Bob Weiss' contract as Hawks head coach is not renewed.
April 1, 1993 ..... Randy Breuer signed for the remainder of the season.
March 22, 1993 ..... Randy Breuer signed to his second 10-day contract.
March 10, 1993 ..... Blair Rasmussen placed on the injured list (back) and Randy Breuer is signed to a 10-day contract.
February 2, 1993 ..... Dominique Wilkins becomes the franchise's all-time leading scorer, breaking Bob Pettit's record of 20,880 points. Wilkins ends the 1992-93 season with 22,096 points.
January 25, 1993 ..... Blair Rasmussen is activated and Alex Stivrins is released.
January 20, 1993 ..... Alex Stivrins signed to his second 10-day contract.
January 12, 1993 ..... Dominique Wilkins is activated and Blair Rasmussen is placed on the injured list (back).
January 10, 1993 ..... Alex Stivrins signed to a 10-day contract.
January 6, 1993 ..... Blair Rasmussen is activated, and the club releases Andre Spencer and Alex Stivrins.
January 1, 1993 ..... Hawks sign Alex Stivrins and release Morlon Wiley.
December 24, 1992 ..... Blair Rasmussen is placed on the injured list (back) and the club signs Andre Spencer.
December 22, 1992 ..... Dominique Wilkins is placed on the injured list (fractured finger) and the club signs Steve Henson.
December 15, 1992 ..... Jeff Sanders is released and Atlanta signs Greg Foster.
November 6, 1992 ..... Dominique Wilkins scores his 20,000th point with a one-handed baseline jumper in the opener against New York.
November 5, 1992 ..... Ronnie Coleman is released from training camp.
November 3, 1992 ..... Hawks obtain Mookie Blaylock and Roy Hinson from New Jersey for Rumeal Robinson. In addition, the team waives Rodney Monroe, Elmer Bennett and Dan Cyrulik.
October 15, 1992 ..... LaKeith Humphrey and Mark Strickland are released from training camp.
August 28, 1992 ..... Gary Wortman named Assistant Coach and Director of Scouting.
August 14, 1992 ..... Hawks sign Paul Graham to a two-year contract with an option. The club confirms Alexander Volkov has signed a contract with Panasonic Reggio Calabria in Italy.
August 13, 1992 ..... Former Director of Scouting Ed Badger joins Indiana as an assistant coach.
July 11, 1992 ..... Hawks sign Adam Keefe to a five-year contract, replacing the salary of guard Maurice Cheeks.
June 24, 1992 ..... Hawks select Stanford's Adam Keefe with the 10th pick in the first round of the 1992 NBA Draft. Notre Dame's Elmer Bennett is Atlanta's choice in the second round.
March 23, 1992 ..... Rookie forward Stacey Augmon scores the NBA's 6,000,000th point in the second quarter on a layup against Golden State.
March 17, 1992 ..... Signed Jeff Sanders to a contract for remainder of the season.
March 7, 1992 ..... Signed Jeff Sanders to second 10-day contract.
February 26,1992 ..... Placed Dominique Wilkins on the injured list and signed Jeff Sanders to a 10-day contract.
February 9,1992 ..... Kevin Willis registers eight points and four rebounds in 14 minutes in his first All-Star Game appearance.
January 30,1992 ..... Dominique Wilkins undergoes successful surgery on his right Achilles tendon at the Hughston Sports Medicine Hospital in Columbus, GA.
January 29, 1992 ..... Hawks forward Kevin Willis is named to replace injured teammate Dominique Wilkins on the Eastern Conference All-Star squad.
January 28, 1992 ..... Hawks forward Dominique Wilkins is named as a reserve to the Eastern Conference All-Star team. In the second quarter (5:32 left) of that night's game against Philadelphia, Wilkins suffers a ruptured Achilles tendon. The injury forces him to miss the remainder of the 1991-92 season.
January 2, 1992 ..... Released Gary Leonard and signed Morlon Wiley.
November 25, 1991 ..... Kevin Willis named Edge/NBA Player of the Week.
November 12, 1991 ..... Travis Mays is lost for season after ankle surgery to repair two torn tendons.
November 8, 1991 ..... Placed Travis Mays on injured list and signed Paul Graham.
October 31, 1991 ..... Released Paul Graham from training camp.
October 30, 1991 ..... Released guards Clifford Lett and Darren Henrie and center Dave Popson from training camp.
October 2, 1991 ..... Hawks obtain Maurice Cheeks from New York for Tim McCormick.
August 13, 1991 ..... Hawks name Bob Weinhauer assistant coach, replacing Kevin Loughery who joined the Miami Heat as their head coach on June 27, 1991.
July 1, 1991 ..... Hawks obtain Blair Rasmussen from Denver for the draft rights to Anthony Avent (15th overall pick), and Travis Mays from Sacramento for Anthony "Spud" Webb.

MAJOR TRANSACTIONS: 1968 - 2016, CONT.

June 26, 1991 ..... Hawks trade Glenn "Doc" Rivers to L.A. Clippers for rights to the ninth pick in the 1991 NBA Draft.
April 1, 1991 ..... Hawks waive Trevor Wilson.
March 13, 1991 ..... Hawks place Trevor Wilson on injured list and activate Gary Leonard.
March 3, 1991 ..... Dominique Wilkins named Edge/NBA Player of the Month for February.
March 1, 1991 ..... Hawks sign free agent Gary Leonard and place him on the suspended list.
January 8, 1991 ..... Dominique Wilkins named Edge/NBA Player of the Week.
January 2, 1991 ..... Bob Weiss named Digital/NBA Coach of the Month for December.
November 13, 1990 ..... Hawks activate Jon Koncak from injured list and waive Howard Wright.
November 2, 1990 ..... Hawks place Jon Koncak on injured list and re-sign Duane Ferrell.
November 1, 1990 ..... Hawks place Alexander Volkov on injured list after undergoing surgery on his fractured wrists.
October 31, 1990 ..... Hawks waive Duane Ferrell and Darren Henrie from training camp roster.
October 19, 1990 ..... Hawks waive Stephen Bardo and Scott Haffner from training camp roster.
October 2, 1990 ..... Hawks waive Henry Turner and Lanard Copeland from training camp roster.
September 27, 1990 ..... Hawks trade Kenny Smith and Roy Marble to Houston for Tim McCormick and John Lucas.
June 19, 1990 ..... Bob Weiss names Kevin Loughery and Johnny Davis as his new assistant coaches.
May 22, 1990 ..... Bob Weiss replaces Michael Fratello as the sixth Atlanta head coach.
April 23, 1990 ..... Michael Fratello resigns as Hawks head coach.
March 15, 1990 ..... Glenn Rivers returns from injured list, Mike Williams is released and Duane Ferrell is signed for remainder of the season.
March 6, 1990 ..... Jon Koncak returns from injured list and Duane Ferrell is signed to a second 10-day contract.
February 22, 1990 ..... Roy Marble placed on NBA's suspended list and Duane Ferrell is signed to a 10-day contract.
February 15, 1990 ..... Hawks release Haywoode Workman.
February 14, 1990 ..... Atlanta names Pete Babcock general manager replacing Stan Kasten who retains title of team president.
February 13, 1990 ..... Hawks obtain Kenny Smith and Mike Williams from Sacramento in exchange for Antoine Carr, Sedric Toney and Hawks second round pick in 1991.
February 6, 1990 ..... John Battle returns from injured list and Haywoode Workman is signed to a second 10-day contract.
February 1, 1990 ..... Hawks place Jon Koncak on injured list.
January 26, 1990 ..... Hawks sign John Long for remainder of the season, place Glenn Rivers on injured list (herniated disk in his lower back) and sign Haywoode Workman to a 10-day contract.
January 19, 1990 ..... Cliff Levingston returns from injured list.
January 15, 1990 ..... Hawks sign John Long to a second 10-day contract.
January 6, 1990 ..... Hawks place John Battle on injured list after undergoing arthroscopic knee (left) surgery and sign Wes Matthews to a 10-day contract.
January 5, 1990 ..... Hawks place Cliff Levingston on injured list after suffering injury to his right knee and sign John Long to a 10-day contract.
November 2, 1989 ..... Hawks release Haywoode Workman, Duane Ferrell and Mitch McMullen from training camp roster.
March 7, 1989 ..... Dudley Bradley returns to active roster and Hawks do not re-sign Pace Mannion.
February 24, 1989 ..... Hawks sign Pace Mannion to a second 10-day contract.
February 14, 1989 ..... Hawks place Dudley Bradley on injured list due to reactive inflammatory arthritis in his right knee, and as a result, sign Pace Mannion to a 10-day contract.
November 4, 1988 ..... Hawks place Kevin Willis on injured list with a Jones fracture of the fifth metatarsal of his left foot.
October 7, 1988 ..... Hawks sign free agents Dudley Bradley, Ray Tolbert and Duane Ferrell to contracts.
August 16, 1988 ..... Hawks sign unrestricted free agent Moses Malone to a three-year contract.
June 27, 1988 ..... Hawks acquire veteran guard Reggie Theus and 1988 third round pick from Sacramento in exchange for Randy Wittman and 1988 first round pick.
June 13, 1988 ..... Assistant Coach Don Chaney resigns to become head coach of Houston Rockets.
March 25, 1988 ..... Leon Wood signs for remainder of season.
March 15, 1988 ..... Hawks sign free agent guard Leon Wood to second 10-day contract. Jon Koncak placed on injured list with torn right knee ligaments suffered 2/12/88 at Detroit. John Battle activated from injured list.
March 4, 1988 ..... Hawks sign veteran free agent guard Leon Wood to 10-day contract.
February 22, 1988 ..... Hawks sign Ennis Whatley to second 10-day contract.
February 11, 1988 ..... Hawks sign veteran free agent guard Ennis Whatley to 10-day contract.
December 15, 1987 ..... Chris Washburn obtained from Warriors in exchange for rights to Ken Barlow, Hawks top pick in 1986 draft.
December 14, 1987 ..... Mike McGee traded to Kings in exchange for second round draft picks in 1991 and 1995.
November 3, 1987 ..... Hawks trade 1987 top pick Dallas Comegys to Nets in exchange for second round pick in 1990.
June 10, 1987 ..... Don Chaney appointed assistant coach.
June 4, 1987 ..... Stan Kasten named NBA Executive of the Year by The Sporting News.
May 30, 1987 ..... Willis Reed resigns and accepts assistant coaching position with Sacramento Kings under Bill Russell.
March 13, 1987 ..... Anthony "Spud" Webb is activated from list after missing 44 games and Scott Hastings is placed on injured list due to nagging knee problems.
March 2, 1987 ..... Scott Hastings is activated from list and Gus Williams is placed on injured list due to a strained back.
February 23, 1987 ..... Jerome Henderson's 10-day contract expires and he is not re-signed.
February 14, 1987 ..... Hawks sign center Jerome Henderson of the Pensacola Tornadoes of the CBA to a 10-day contract. Tree Rollins is placed on the injured list.
February 11, 1987 ..... Tree Rollins breaks big toe on right foot in game with Clippers.
January 6, 1987 ..... Hawks sign veteran free agent guard Gus Williams for the remainder of the season.
January 4, 1987 ..... Mike Wilson is not signed to a second 10-day contract when first expires.
December 27, 1986 ..... Anthony "Spud" Webb is placed on injured list and Hawks sign guard Mike Wilson to a 10-day contract.
December 23, 1986 ..... Anthony "Spud" Webb undergoes knee surgery at the Hughston Sports Medicine Clinic in Columbus, GA for torn cartilage in right knee.

MAJOR TRANSACTIONS: 1968 - 2016, CONT.

December 15, 1986 ..... Dominique Wilkins named Edge/NBA Player of the Week.
December 5, 1986 ..... Anthony "Spud" Webb injures right knee at Indiana.
November 25, 1986 ..... Hawks waive Cedric Henderson and activate Antoine Carr.
November 6, 1986 ..... Hawks' President and General Manager Stan Kasten is named President of the Atlanta Braves Baseball Club.
November 1, 1986 ..... Hawks open season with forward Antoine Carr on injured list due to burns suffered on right leg in accident during the pre-season.
October 3, 1986 ..... Lorenzo Charles elects to play season in Italy.
September 23, 1986 ..... Dominique Wilkins signs new five-year contract with Hawks.
September 10, 1986 ..... Hawks name Brian Hill an assistant coach.
August 20, 1986 ..... Assistant coach Ron Rothstein resigns to accept top assistant position with the Detroit Pistons.
August 7, 1986 ..... Hawks sign head coach Mike Fratello to a four-year contract.
June 4, 1986 ..... Stan Kasten named Executive of the Year by The Sporting News. Mike Fratello named Coach of the Year by The Sporting News.
May 2, 1986 ..... Mike Fratello named Haggar/NBA Coach of the Year.
February 21, 1986 ..... Hawks activate Lorenzo Charles from injured list and place Antoine Carr on injured list.
February 9, 1986 ..... Hawks acquire Johnny Davis from Cavs in exchange for Eddie Johnson.
January 29, 1986 ..... Mike Glenn joins the Milwaukee Bucks after Atlanta allows offer sheet to lapse.
January 28, 1986 ..... Dominique Wilkins named to NBA All-Star squad.
January 14, 1986 ..... Hawks activate Antoine Carr and place Lorenzo Charles on injured list.
January 11, 1986 ..... Free agent Mike Glenn signed to an offer sheet by the Milwaukee Bucks.
December 4, 1985 ..... Hawks waive Ray Williams and activate Glenn Rivers from injured list.
November 4, 1985 ..... Hawks waive Sedric Toney and activate Eddie Johnson.
October 28, 1985 ..... Hawks sign free agent Eddie Johnson.
October 25, 1985 ..... Hawks sign free agent Ray Williams.
May 7, 1985 ..... Willis Reed appointed assistant coach.
February 22, 1985 ..... Hawks activate Glenn Rivers.
February 15, 1985 ..... Hawks do not re-sign Stewart Granger or Charlie Criss and activate Mike Glenn.
February 5, 1985 ..... Hawks place guard Glenn Rivers on the injured reserve list and sign Charlie Criss to a 10-day contract. Hawks also sign Stewart Granger to his second 10-day contract.
January 26, 1985 ..... Hawks sign Stewart Granger to a 10-day contract and elect not to sign Sidney Lowe for the remainder of the season.
January 16, 1985 ..... Hawks place guard Mike Glenn on the injured list and sign Sidney Lowe to his second 10-day contract.
January 2, 1985 ..... Hawks activate forward Antoine Carr.
December 20, 1984 ..... Hawks sign Sidney Lowe to a 10-day contract.
December 18, 1984 ..... Hawks activate guard Randy Wittman and release guards Walker Russell and Sidney Lowe.
November 26, 1984 ..... Hawks place forward Antoine Carr on the injured list for a broken left thumb and sign guard Sidney Lowe.
November 7, 1984 ..... Hawks activate Scott Hastings and release Leo Rautins.
October 31, 1984 ..... Hawks sign guard Walker Russell and release guard Jerry Eaves.
October 26, 1984 ..... Hawks sign guard Mike Glenn and to make room for him on the roster waive guard Walker Russell. Hawks start the season with Randy Wittman and Scott Hastings on the injured reserve list due to knee surgery.
October 16, 1984 ..... Hawks sign free agent guard Jerry Eaves.
October 15, 1984 ..... Hawks sign free agent guard Leo Rautins.
September 5, 1984 ..... Hawks sign Antoine Carr to a multi-year contract.
August 8, 1984 ..... Hawks acquire Stewart Granger and John Garris from Cleveland in exchange for Johnny Davis.
July 24, 1984 ..... Hawks sign top 1984 draft choice Kevin Willis.
July 19, 1984 ..... Hawks announce plans to play 12 games in 84-85 in New Orleans.
July 11, 1984 ..... Hawks sign free agent guard Walker Russell.
June 18, 1984 ..... Hawks acquire Cliff Levingston, the rights to Antoine Carr and second round draft picks in 1986 and 1987 from Detroit in exchange for Dan Roundfield.
February 4, 1984 ..... Hawks sign free agent Charlie Criss.
December 20, 1983 ..... Hawks sign free agent Mark Landsberger.
July 10, 1983 ..... Hawks name Ron Rothstein an assistant coach.
July 6, 1983 ..... Hawks acquire rights to Randy Wittman from Bullets in exchange for Tom McMillen.
July 5, 1983 ..... Hawks appoint Bob Reinhart an assistant coach.
June 29, 1983 ..... Hawks acquire Sly Williams and cash from Knicks in exchange for cash and a second round draft pick in 1984.
June 9, 1983 ..... Michael Fratello named head coach.
March 18, 1983 ..... Hawks sign free agent Randy Smith.
February 15, 1983 ..... Hawks obtain forward Rickey Brown from Golden State in exchange for cash and a second round draft pick in 1984.
February 13, 1983 ..... Hawks trade Steve Hawes to Seattle for Ray Tolbert. Hawks then send Tolbert to Detroit in exchange for two second round draft picks.
February 12, 1983 ..... Hawks obtain Scott Hastings and cash from Knicks in exchange for Rory Sparrow.
December 21, 1982 ..... Hawks obtain Johnny Davis from the Pacers in exchange for cash and a second-round pick in 1983.
October 21, 1982 ..... Hawks sign 1982 top pick Keith Edmonson.
September 27, 1982 ..... Hawks obtain George Johnson from San Antonio in exchange for Jim Johnstone and Hawks' second round picks in 1983 and 1985.
September 3, 1982 ..... Hawks acquire Dominique Wilkins from the Jazz in exchange for John Drew, Freeman Williams and cash.
June 30, 1982 ..... Hawks acquire draft rights to Jim Johnstone, chosen in the third round by Kansas City, in exchange for Seattle's second pick in the 1984 NBA draft, obtained in the Armond Hill trade of December 2, 1980.
January 20, 1982 ..... Hawks obtain Freeman Williams from San Diego in exchange for Charlie Criss and Al Wood.
November 18, 1981 ..... Hawks waive Craig Shelton.

MAJOR TRANSACTIONS: 1968 - 2016, CONT.

October 26, 1981 ..... Hawks acquire Mike Glenn from New York in exchange for their second round pick in the 1982 NBA draft.
August 11, 1981 ..... Hawks obtain Rory Sparrow from New Jersey in exchange for their fourth round choice in the 1982 NBA draft.
June 10, 1981 ..... Fred Carter named assistant coach.
June 8, 1981 ..... Hawks trade their first round pick in 1981 and Utah's second in 1982 to Chicago for the Bulls' first pick in 1981, a second round choice in 1981, and the option to have Chicago draft in either the Hawks' or the Bulls' first round position in 1982. Hawks select Al Wood with the first round pick, fourth overall, and Clyde Bradshaw with the second, 38th overall.
June 4, 1981 ..... Hawks re-sign free agent Steve Hawes to a multi-year contract.
May 21, 1981 ..... Hawks name Kevin Loughery head coach.
May 1, 1981 ..... Hawks extend the contract of All-Star forward Dan Roundfield.
January 17, 1981 ..... Hawks obtain Wes Matthews from Washington in exchange for Don Collins.
December 2, 1980 ..... Hawks trade Armond Hill to Seattle for future draft choices and cash.
July 8, 1980 ..... Hawks sign free agent center Tom Burleson. Kansas City is awarded cash and a second round pick in 1981 as compensation.
May 28, 1980 ..... Dallas selects Jack Givens in the expansion draft.
January 24, 1980 ..... Hawks obtain James McElroy from Detroit in exchange for Ron Lee and future draft choices.
November 23, 1979 ..... Hawks trade Terry Furlow to Utah for future draft choices and considerations.
November 23, 1979 ..... Sam Pellom signed as a free agent.
October 10, 1979 ..... Hawks acquire Ron Lee from Utah in exchange for future draft choices.
June 25, 1979 ..... Brendan Suhr named assistant coach.
January 31, 1979 ..... Hawks acquire Terry Furlow from Cleveland in exchange for Butch Lee and future considerations.
October 4, 1979 ..... Hawks waive Ollie Johnson.
June 9, 1978 ..... Hawks sign free agent forward Dan Roundfield.
June 2, 1978 ..... Hawks sign John Drew to a new six-year agreement.
December 8, 1977 ..... Hawks waive Ken Charles.
November 14, 1977 ..... Hawks obtain Tom McMillen from New York in exchange for future draft pick.
September 30, 1977 ..... Hawks acquire Ollie Johnson from Los Angeles in exchange for Lou Hudson.
August 5, 1977 ..... Hawks obtain Ron Behagen from New Orleans as compensation for the signing of free agent Truck Robinson.
June 25, 1977 ..... Charlie Criss signs as a free agent.
January 20, 1977 ..... Hawks obtain Truck Robinson from Washington with future draft picks in exchange for Tom Henderson and future draft choices.
January 3, 1977 ..... Ted Turner purchases the team.
August 5, 1976 ..... Hawks acquire Steve Hawes and Geoff Petrie from Portland in exchange for future draft choices.
July 17, 1976 ..... Hubie Brown named head coach.
June 16, 1976 ..... Hawks obtain Ken Charles, Dick Gibbs and cash from Buffalo in exchange for Tom Van Arsdale.
June 6, 1976 ..... Hawks acquire Joe C. Meriweather and Houston's first pick in 1976 draft in exchange for Dwight Jones and Hawks' top pick in 1976 draft.
August 8, 1975 ..... Hawks obtain Connie Hawkins from Los Angeles in exchange for future draft choices.
November 8, 1974 ..... Hawks acquire Tom Van Arsdale from Philadelphia in exchange for Clyde Lee and number three pick in 1975 draft.
October 4, 1974 ..... Hawks acquire Clyde Lee from San Francisco as compensation for the NBA rights to Zelmo Beaty.
May 3, 1974 ..... Pete Maravich traded to New Orleans in exchange for Dean Meminger, Bob Kauffman and future draft choices.
October 15, 1972 ..... Hawks play first regular season game at The Omni.
November 19, 1971 ..... Hawks obtain Jim Washington from Philadelphia in exchange for Bill Bridges.
November 9, 1971 ..... Hawks acquire Don Adams and Larry Sigfried from Houston in exchange for Jim Davis and John Valley.
July 26, 1971 ..... Hawks receive Herm Gilliam and Don May from Buffalo in return for Walt Hazzard and Jerry Chambers.
February 1, 1970 ..... Hawks obtain Walt Bellamy from Detroit in exchange for players to be named later.
May 8, 1969 ..... Hawks trade Paul Silas to Phoenix in exchange for Gary Gregor.
October 19, 1968 ..... Atlanta beats Milwaukee for the franchise's first win, 125-107.
October 15, 1968 ..... Hawks drop regular season opener 125-110 to Cincinnati at Georgia Tech's Alexander Memorial Coliseum.
May 3, 1968 ..... It is announced that the St. Louis Hawks would move South to the city of Atlanta for the 1968-69 season, under the guidance of new owners Tom Cousins and former Georgia Governor Carl Sanders.

OFFENSIVE TEAM STATS: 1968 - 2016 (three-point shot totals on p. 181)

Season	GP	FGM-FGA	FG Pct.	FTM-FTA	FT Pct.	Off Reb	Def Reb	Total Reb	Reb Avg	Asst	PF	DQ	Stls	Blks	Pts	Avg	High Game
1968-69	82	RECORDS PRIOR TO 1970-71 ARE UNAVAILABLE														109.4	
1969-70	82															117.2	156
1970-71	82	3801-8525	.446	1893-2515	.753	—	—	4279	52.2	1996	2074	30	—	—	9495	115.8	146
1971-72	82	3601-7744	.445	1925-2530	.613	—	—	4004	48.8	1890	1996	25	—	—	9127	111.3	141
1972-73	82	3758-8152	.461	1696-2193	.773	—	—	4147	50.6	2020	2104	35	—	—	9212	112.3	137
1973-74	82	3573-7628	.468	1878-2386	.787	1142	2754	3896	47.5	2028	2128	40	823	388	9024	110.0	132
1974-75	82	3563-7504	.475	1606-2098	.765	1169	2851	4020	49.0	1914	2265	33	746	422	8732	106.5	140
1975-76	82	3529-7357	.480	1592-2102	.757	1186	2728	3914	47.7	1778	2177	30	779	427	8650	105.5	133
1976-77	82	3409-7137	.478	1909-2527	.755	1121	2533	3654	44.6	2020	2174	44	803	442	8727	106.4	132
1977-78	82	3162-6671	.474	2193-2930	.748	1160	2606	3766	45.9	1774	2122	36	750	484	8517	103.9	132
1978-79	82	3367-6886	.489	2045-2727	.750	1176	2440	3616	44.1	1928	2135	45	646	559	8779	107.1	136
1979-80	82	3144-6872	.458	2000-2616	.765	1261	2339	3600	43.9	1758	2171	35	682	554	8334	101.6	126
1980-81	82	3401-6867	.495	2024-2651	.764	1207	2318	3525	43.0	1935	2209	30	748	555	8858	108.0	135
1981-82	82	3150-6709	.470	1891-2482	.762	1135	2388	3523	43.0	1871	2179	21	578	434	8237	100.5	138
1982-83	82	3383-7201	.470	1608-2235	.719	1303	2571	3874	47.2	1926	1979	21	656	388	8413	102.6	132
1983-84	82	3277-6845	.479	1834-2380	.771	1191	2410	3601	43.9	2026	2087	21	579	424	8427	102.8	135
1984-85	82	3504-7267	.482	1808-2384	.758	1322	2411	3743	45.6	2087	1972	22	674	373	8862	108.1	134
1985-86	82	3360-7074	.475	1905-2508	.760	1202	2329	3531	43.1	1945	2129	30	697	371	8712	106.2	141
1986-87	82	3158-6998	.451	1987-2598	.765	1196	2277	3473	42.4	1917	2034	21	619	385	8431	102.8	126
1987-88	82	3243-6885	.471	1987-2598	.777	1156	2353	3509	42.8	1976	2008	18	640	353	8549	104.3	126
1988-89	82	3363-7124	.472	1826-2339	.784	1261	2325	3586	43.7	2037	2109	23	687	348	8699	106.1	133
1989-90	82	3438-6935	.496	1760-2279	.772	1151	2236	3387	41.8	2144	1961	17	672	389	8817	107.5	131
1990-91	82	3568-7219	.494	1587-2069	.767	1080	2499	3579	43.6	2320	2034	29	688	361	8940	109.0	143
1991-92	82	3523-7342	.480	1537-2006	.766	1160	2545	3705	45.2	2168	1732	13	711	393	8834	107.7	138
1992-93	82	3509-7074	.496	1586-2092	.758	1080	2413	3493	42.6	2189	1881	16	735	363	8885	108.4	136
1993-94	82	3163-6954	.455	1285-1732	.742	1157	2358	3515	42.9	1897	1722	13	641	338	7886	96.2	120
1994-95	82	3001-6485	.463	1394-1919	.726	1051	2391	3442	42.0	1733	1815	12	608	320	7816	95.3	121
1995-96	82	3044-6419	.474	1392-1865	.746	1054	2292	3346	40.8	1841	1807	15	580	338	7959	97.1	127
1996-97	82	2804-6451	.435	1235-1676	.737	1045	2225	3270	39.9	1665	1747	18	605	332	7328	89.4	127
1997-98	82	2961-6698	.442	1302-1772	.735	1081	2152	3233	39.4	1753	1892	26	617	372	7572	92.3	116
1998-99	50	1598-3873	.413	784-1076	.729	581	1369	1950	39.0	895	1202	10	379	243	4170	83.4	110
1999-00	82	3211-7060	.455	1381-1796	.769	1052	2474	3526	43.0	1886	1830	13	655	404	8176	99.7	131
2000-01	82	2922-6609	.442	1646-2153	.765	1029	2534	3563	43.5	1737	1696	11	698	513	7886	96.2	129
2001-02	82	3065-6675	.459	1456-1957	.744	1004	2523	3527	43.0	1856	1647	8	705	509	8058	98.3	129
2002-03	82	3015-6908	.436	1530-2013	.760	1073	2420	3493	42.6	1771	1668	9	738	409	8006	97.6	124
2003-04	82	2968-6740	.440	1574-2072	.760	1048	2485	3533	43.1	1803	1699	15	731	416	7992	97.5	137
2004-05	82	3044-6389	.476	1846-2396	.770	902	2483	3385	41.3	1803	1777	11	716	484	8401	102.5	135
2005-06	82	3075-6433	.478	1768-2372	.745	981	2335	3316	40.4	1689	1855	13	597	422	8362	102.0	125
2006-07	82	2953-6335	.466	1699-2315	.734	948	2370	3318	40.5	1732	1853	15	597	421	8070	98.4	117
2007-08	82	3115-6733	.463	1461-1943	.752	968	2386	3354	40.9	1825	1793	16	615	421	8203	100.0	135
2008-09	82	3002-6609	.454	1385-1800	.769	955	2481	3436	41.9	1705	1681	9	530	354	7917	96.5	121
2009-10	82	3048-6623	.460	1380-1852	.745	922	2471	3393	41.4	1719	1582	7	506	359	7956	97.0	124
2010-11	82	3009-6537	.460	1380-1782	.774	839	2488	3327	40.6	1751	1517	5	548	348	7857	95.8	118
2011-12	66	2380-5366	.444	997-1324	.753	712	2079	2791	42.3	1354	1263	11	494	313	6148	93.2	133
2012-13	82	3084-6644	.464	1158-1619	.715	758	2593	3351	40.9	2007	1473	8	664	369	8032	98.0	126
2013-14	82	3061-6688	.458	1392-1782	.781	713	2565	3278	40.0	2041	1577	4	680	326	8282	101.0	127
2014-15	82	3121-6699	.466	1349-1735	.778	715	2611	3326	40.6	2111	1457	2	744	380	8409	102.5	131
2015-16	82	3168-6923	.458	1282-1638	.783	679	2772	3451	32.1	2100	1570	8	747	486	8433	102.8	

DEFENSIVE TEAM STATS: 1968 - 2016 (three-point shot totals on p. 181)

Season	GP	FGM-FGA	FG Pct.	FTM-FTA	FT Pct.	Off Reb	Def Reb	Total Reb	Reb Avg	Asst	PF	DQ	Stls	Blks	Pts	Avg	High Game
1968-69	82	3605-7844	.460	1913-2785	.687	—	—	4599	56.1	2069	2082	28	—	—	9123	111.3	142
1969-70	82	3817-7909	.483	2012-2669	.754	—	—	4210	51.3	2142	2016	29	—	—	9646	117.6	155
1970-71	82	3614-7779	.465	2120-2975	.713	—	—	4472	54.5	1906	1958	23	—	—	9348	114.0	139
1971-72	82	3482-7570	.460	2018-2725	.741	—	—	4080	49.8	1897	1967	14	—	—	8982	109.5	140
1972-73	82	3700-8033	.461	1819-2482	.733	—	—	4174	50.9	2074	1916	30	—	—	9219	112.4	138
1973-74	82	3602-7744	.465	1703-2264	.752	1240	2712	3952	48.2	1993	2073	33	758	332	8907	108.6	145
1974-75	82	3424-7824	.438	1772-2435	.728	1441	2653	4094	49.9	1878	1964	33	744	227	8620	105.1	135
1975-76	82	3301-7338	.450	1809-2467	.733	1225	2540	3765	45.9	1666	1983	39	790	277	8411	102.6	126
1976-77	82	3279-7176	.457	1836-2451	.749	1244	2512	3756	45.8	1882	2302	71	733	330	8394	102.4	125
1977-78	82	3335-7253	.460	1836-2316	.793	1160	2359	3519	42.9	1901	2470	80	916	408	8506	103.7	134
1978-79	82	3505-7410	.473	1940-2534	.766	1381	2341	3722	45.4	1938	2424	72	801	596	8950	109.1	130
1979-80	82	3261-7027	.464	2038-2645	.771	1369	2406	3775	46.0	1913	2293	46	782	539	8573	104.5	143
1980-81	82	3291-6916	.476	2012-2590	.777	1201	2224	3420	41.7	2846	2276	54	749	469	8603	104.9	132
1981-82	82	3210-6776	.474	1833-2387	.768	1135	2368	3503	42.7	1815	2268	29	608	485	8281	101.1	127
1982-83	82	3352-7146	.469	1586-2111	.751	1139	2433	3572	43.6	1945	2022	22	573	665	8335	101.6	138
1983-84	82	3230-6809	.474	1838-2414	.761	1112	2232	3344	40.8	1827	2091	35	626	558	8321	101.5	132
1984-85	82	3444-7119	.484	1782-2371	.752	1161	2345	3506	42.8	2009	2047	28	674	541	8743	106.6	129
1985-86	82	3447-7029	.490	1979-2704	.732	1249	2405	3654	44.6	2025	2170	34	736	434	8906	108.6	131
1986-87	82	3435-7141	.481	2019-2661	.759	1350	2478	3828	46.7	2077	2152	19	700	511	9024	110.0	136
1987-88	82	3443-7102	.485	1873-2441	.767	1228	2379	3607	44.0	2062	2050	21	635	537	8844	107.9	143
1988-89	82	3412-7230	.472	2168-2709	.800	1372	2316	3688	45.0	1990	1880	14	817	474	9102	111.0	137
1989-90	82	3412-7019	.487	1943-2544	.764	1273	2187	3460	42.2	1820	1871	19	717	353	8901	108.5	148
1990-91	82	3349-7183	.466	2034-2544	.799	1235	2420	3655	44.6	1864	1768	14	729	374	9003	109.8	139
1991-92	82	3492-7476	.467	1517-2074	.731	1288	2498	3786	46.2	2123	1771	8	793	320	8711	106.2	129
1992-93	82	3392-7272	.466	1648-2221	.742	1290	2344	3634	44.3	2084	1807	12	806	278	8814	107.5	149
1993-94	82	3247-7039	.461	1556-2070	.752	1250	2423	3673	44.8	2056	1625	5	915	449	8318	101.4	141
1994-95	82	2986-6680	.447	1410-1948	.724	1104	2272	3376	41.2	1757	1804	13	738	412	7921	96.6	128
1995-96	82	2985-6665	.448	1523-2012	.757	1182	2148	3330	40.6	1609	1714	18	771	319	8059	98.3	125
1996-97	82	2812-6307	.446	1491-1955	.763	1021	2350	3371	41.1	1557	1591	17	701	427	7774	94.8	136
1997-98	82	2887-6352	.455	1749-2314	.756	1105	2418	3523	43.0	1569	1671	13	653	491	7860	95.9	121
1998-99	50	1539-3760	.409	1040-1422	.731	676	1499	2175	43.5	782	987	7	346	260	4315	86.3	114
1999-00	82	3000-6807	.441	1477-1987	.743	1146	2570	3716	45.3	1548	1718	16	500	461	7735	94.3	116
2000-01	82	2876-6668	.431	1374-1811	.759	1028	2490	3518	42.9	1559	1863	18	634	387	7459	91.0	124
2001-02	82	2901-6610	.439	1486-1942	.765	955	2445	3400	41.5	1656	1702	15	667	350	7711	94.0	128
2002-03	82	2859-6434	.444	1594-2011	.793	937	2558	3495	42.6	1679	1783	9	611	473	7714	94.1	119
2003-04	82	2829-6529	.433	1534-1976	.776	996	2507	3503	42.7	1648	1826	20	627	408	7611	92.8	138
2004-05	82	2942-6672	.441	1417-1994	.711	1100	2335	3435	41.9	1614	2009	15	629	344	7605	92.7	139
2005-06	82	2946-6496	.454	1656-2207	.750	1069	2232	3301	40.3	1625	2054	25	587	394	7972	97.2	122
2006-07	82	2831-6372	.444	1677-2203	.761	976	2312	3288	40.1	1573	1970	22	609	446	7680	93.7	120
2007-08	82	2975-6552	.454	1720-2227	.772	1008	2454	3462	42.2	1804	1673	13	600	448	8054	98.2	127
2008-09	82	2956-6451	.458	1537-2085	.737	870	2412	3282	40.0	1657	1610	3	603	376	8046	98.1	129
2009-10	82	3181-6801	.468	1452-1914	.759	969	2451	3420	41.7	1789	1632	6	592	413	8338	101.7	146
2010-11	82	2971-6429	.462	1346-1728	.779	762	2460	3222	39.3	1802	1554	4	497	341	7790	95.0	119
2011-12	66	2429-5348	.454	1025-1385	.740	652	2066	2718	41.2	1481	1178	8	536	303	6375	96.6	139
2012-13	82	3073-6823	.450	1233-1617	.763	928	2659	3587	43.7	1825	1543	5	689	350	7999	97.5	127
2013-14	82	3163-6843	.462	1341-1793	.748	882	2688	3570	43.5	1901	1643	9	672	354	8321	101.5	129
2014-15	82	2991-6815	.439	1262-1651	.764	948	2631	3579	43.6	1931	1611	16	604	404	7964	97.1	127
2015-16	82	3046-7058	.432	1366-1810	.755	944	2869	3813	46.5	1808	1500	5	706	411	8137	99.2	

ATTENDANCE TOTALS: 1977-2016

Season	GP	Home Total	Avg	GP	Road Total	Avg	GP	Overall Total	Avg
1977-78	41	304,050	7,416	41	387,942	9,462	82	691,992	8,439
1978-79	41	329,064	8,026	41	411,636	10,040	82	740,700	9,033
1979-80	41	449,843	10,972	41	424,419	10,352	82	874,262	10,662
1980-81	41	362,702	8,892	41	358,884	8,753	82	721,586	8,800
1981-82	41	309,899	7,534	41	394,570	9,624	82	703,469	8,579
1982-83	41	292,690	7,138	41	445,771	10,872	82	738,461	9,006
1983-84	41	292,059	7,139	41	424,276	10,348	82	716,335	8,736
1984-85	41	299,794	7,312	41	432,985	10,561	82	732,779	8,936
1985-86	41	377,678	9,212	41	495,679	12,090	82	873,357	10,650
1986-87	41	549,652	13,406	41	588,639	14,357	82	1,138,291	13,882
1987-88	41	583,073	14,221	41	637,607	15,551	82	1,220,680	14,886
1988-89	41	644,291	15,714	41	665,613	16,234	82	1,309,904	15,974
1989-90	41	573,731	13,993	41	644,023	15,708	82	1,217,754	14,851
1990-91	41	529,171	12,907	41	637,768	15,555	82	1,166,939	14,231
1991-92	41	511,903	12,485	41	638,892	15,583	82	1,195,795	14,583
1992-93	41	491,229	11,981	41	672,412	16,400	82	1,163,641	14,191
1993-94	41	546,749	13,335	41	689,558	16,818	82	1,236,307	15,077
1994-95	41	504,807	12,312	41	709,517	17,305	82	1,214,324	14,809
1995-96	41	496,679	12,114	41	714,066	17,416	82	1,210,745	14,765
1996-97	41	585,802	14,288	41	699,151	17,052	82	1,284,953	15,670
1997-98	41	715,452	17,450	41	698,945	17,047	82	1,414,397	17,249
1998-99	25	331,831	13,273	25	400,575	16,023	50	732,406	14,648
1999-00	41	601,238	14,664	41	667,967	16,292	82	1,269,205	15,478
2000-01	41	560,324	13,666	41	672,553	16,404	82	1,232,877	15,035
2001-02	41	506,110	12,344	41	668,938	16,316	82	1,175,048	14,330
2002-03	41	528,655	12,894	41	671,882	16,387	82	1,200,537	14,641
2003-04	41	565,728	13,798	41	667,598	16,283	82	1,233,326	15,041
2004-05	41	586,390	14,302	41	685,963	16,731	82	1,272,353	15,517
2005-06	41	617,942	15,072	41	699,761	17,067	82	1,317,703	16,070
2006-07	41	639,375	15,595	41	703,992	17,171	82	1,343,367	16,383
2007-08	41	667,518	16,281	41	690,997	16,854	82	1,358,515	16,567
2008-09	41	686,688	16,748	41	709,432	17,303	82	1,396,120	17,026
2009-10	41	687,375	16,546	41	700,983	17,097	82	1,388,358	16,931
2010-11	41	641,596	15,649	41	695,258	16,958	82	1,336,854	16,303
2011-12	33	501,593	15,200	33	555,071	16,820	66	1,056,664	16,010
2012-13	41	620,146	15,126	41	703,804	17,166	82	1,323,950	16,146
2013-14	41	587,927	14,340	41	708,234	17,274	82	1,296,161	15,807
2014-15	41	713,909	17,412	41	709,873	17,314	82	1,423,782	17,363
2015-16	41	690,150	16,833	41	741,886	18,095	82	1,432,036	17,464

LARGEST HOME CROWDS
* 62,046 – Chicago, March 27, 1998
45,790 – Chicago, November 7, 1997
31,820 – Boston, January 23, 1998
* (NBA Record)

LARGEST PHILIPS ARENA CROWDS
20,425 – Boston, May 2, 2008
20,190 – LA Lakers; March 31, 2010
20,150 – Cleveland; December 29, 2009

LARGEST ROAD CROWDS
47,692 – at Detroit, March 30, 1988
44,970 – at Detroit, February 21, 1987
35,884 – at Detroit, February 12, 1988

MISCELLANEOUS RECORDS

Season	Home W-L	Home Pct.	Road W-L	Road Pct.	Neutral W-L	Neutral Pct.	Overall W-L	Overall Pct.
1968-69	28-12	.700	18-21	.461	2-1	.667	48-34	.585
1969-70	25-13	.658	18-16	.529	5-5	.500	48-34	.585
1970-71	21-20	.512	14-26	.350	1-0	1.000	36-46	.439
1971-72	22-19	.537	13-26	.333	1-1	.500	36-46	.439
1972-73	28-13	.683	17-23	.425	1-0	1.000	46-36	.561
1973-74	23-18	.561	12-25	.324	0-4	.000	35-47	.427
1974-75	22-19	.537	9-31	.225	0-1	.000	31-51	.378
1975-76	20-21	.488	9-32	.220	0-0	.000	29-53	.354
1976-77	19-22	.463	12-29	.293	0-0	.000	31-51	.378
1977-78	27-9	.750	12-29	.293	2-3	.400	41-41	.500
1978-79	34-7	.829	12-29	.293	0-0	.000	46-36	.561
1979-80	32-9	.781	18-23	.439	0-0	.000	50-32	.610
1980-81	20-21	.488	11-30	.268	0-0	.000	31-51	.378
1981-82	24-17	.585	18-23	.439	0-0	.000	42-40	.512
1982-83	26-15	.634	17-24	.415	0-0	.000	43-39	.524
1983-84	31-10	.756	9-32	.220	0-0	.000	40-42	.488
1984-85	19-22	.463	15-26	.366	0-0	.000	34-48	.415
1985-86	34-7	.829	16-25	.390	0-0	.000	50-32	.610
1986-87	35-6	.854	22-19	.537	0-0	.000	57-25	.695
1987-88	30-11	.732	20-21	.488	0-0	.000	50-32	.610
1988-89	33-8	.805	19-22	.463	0-0	.000	52-30	.634
1989-90	25-16	.610	16-25	.390	0-0	.000	41-41	.500
1990-91	29-12	.707	14-27	.341	0-0	.000	43-39	.524
1991-92	23-18	.561	15-26	.366	0-0	.000	38-44	.463
1992-93	25-16	.610	18-23	.439	0-0	.000	43-39	.524
1993-94	36-5	.878	21-20	.512	0-0	.000	57-25	.695
1994-95	24-17	.585	18-23	.439	0-0	.000	42-40	.512
1995-96	26-15	.634	20-21	.488	0-0	.000	46-36	.561
1996-97	36-5	.878	20-21	.488	0-0	.000	56-26	.683
1997-98	29-12	.707	21-20	.512	0-0	.000	50-32	.610
1998-99	16-9	.640	15-10	.600	0-0	.000	31-19	.620
1999-00	21-20	.512	7-34	.171	0-0	.000	28-54	.341
2000-01	18-23	.439	7-34	.171	0-0	.000	25-57	.305
2001-02	23-18	.561	10-31	.244	0-0	.000	33-49	.402
2002-03	26-15	.634	9-32	.220	0-0	.000	35-47	.427
2003-04	18-23	.439	10-31	.244	0-0	.000	28-54	.341
2004-05	9-32	.220	4-37	.100	0-0	.000	13-69	.159
2005-06	18-23	.439	8-33	.195	0-0	.000	26-56	.317
2006-07	18-23	.439	12-29	.293	0-0	.000	30-52	.366
2007-08	25-16	.610	12-29	.293	0-0	.000	37-45	.451
2008-09	31-10	.756	16-25	.390	0-0	.000	47-35	.573
2009-10	34-7	.829	19-22	.463	0-0	.000	53-29	.646
2010-11	24-17	.585	20-21	.488	0-0	.000	44-38	.537
2011-12	23-10	.697	17-16	.515	0-0	.000	40-26	.606
2012-13	25-16	.610	19-22	.463	0-0	.000	44-38	.537
2013-14	24-17	.585	14-27	.341	0-0	.000	38-44	.463
2014-15	35-6	.854	25-16	.610	0-0	.000	60-22	.732
2015-16	27-14	.659	21-20	.512	0-0	.000	48-34	.585

ATTENDANCE TOTALS: 1977 - 2016

HOME ATTENDANCE TOTALS

	REGULAR SEASON				PLAYOFFS			
Season	G	Attendance	Avg	SO	G	Attendance	Avg	SO
1968-69	40 (a)	178,979	4,474					
1969-70	38 (a)	197,990	5,210					
1970-71	41 (a)	245,910	5,998					
1971-72	41 (a)	230,784	5,629					
1972-73	41 (b)	304,802	7,434	0	3	39,444	13,148	1
1973-74	41 (b)	312,128	7,613	0				
1974-75	41 (b)	205,341	5,008	0				
1975-76	41 (b)	227,815	5,556	0				
1976-77	41 (b)	214,775	5,238	2				
1977-78	41 (b)	304,050	7,416	3	1	15,601	15,601	1
	36(b)	279,709	7,770	2				
	04(c)	22,127	5,532	1				
	01(d)	2,219	2,219					
1978-79	41 (b)	329,064	8,026	2	4	63,192	15,798	4
1979-80	41 (b)	449,843	10,972	6	2	31,234	15,617	2
1980-81	41 (b)	362,702	8,846	0				
1981-82	41 (b)	308,899	7,534	1	1	8,703	8,703	0
1982-83	41 (b)	292,690	7,138	1	1	10,405	10,405	0
1983-84	41 (b)	292,059	7,139	1	2	11,830	5,915	0
1984-85	41 (b)	299,794	7,312	3				
	29(b)	252,814	8,718	2				
	12(e)	46,980	3,915	1				
1985-86	41 (b)	377,678	9,212	3	4	50,216	12,544	2
1986-87	41 (b)	549,652	13,406	10	5	80,449	16,090	4
1987-88	41 (b)	583,073	14,221	15	6	84,837	14,140	3
1988-89	41 (b)	644,291	15,714	24	3	46,503	15,501	0
1989-90	41 (b)	573,731	13,993	9				
1990-91	41 (b)	529,171	12,907	5	2	23,425	11,713	0
1991-92	41 (b)	511,903	12,485	7				
1992-93	41 (b)	491,229	11,981	6	1	15,141	15,141	0
1993-94	41 (b)	546,749	13,335	11	6	86,276	14,379	1
1994-95	41 (b)	504,807	12,312	4	1	12,106	12,106	0
1995-96	41 (b)	496,679	12,114	5	4	54,891	13,723	0
1996-97	41 (b)	585,802	14,288	17	5	81,307	16,261	4
1997-98	41 TOT	715,452	17,450	12	2	41,819	20,910	1
	28 (f)	601,579	21,485	10				
	13 (a)	113,873	8,759	2				
1998-99	25 TOT	331,831	13,273	3	5	86,792	17,358	2
	13 (f)	239,827	18,448	2	4	78,332	19,583	2
	12 (a)	92,004	7,667	0	1	8,460	8,460	0
1999-00	41 (g)	601,238	14,664	4				
2000-01	41 (g)	560,324	13,666	2				
2001-02	41 (g)	506,110	12,344	4				
2002-03	41 (g)	528,655	12,894	4				
2003-04	41 (g)	565,728	13,798	7				
2004-05	41 (g)	586,390	14,302	5				
2005-06	41 (g)	617,942	15,072	4				
2006-07	41 (g)	639,375	15,595	8				
2007-08	41 (g)	667,518	16,281	8	3	60,166	20,055	3
2008-09	41 (g)	686,688	16,748	12	6	115,296	19,216	6
2009-10	41 (g)	678,375	16,546	11	6	113,670	18,945	6
2010-11	41 (g)	641,596	15,649	7	6	116,799	19,467	6
2011-12	33 (g)	501,593	15,200	3	3	57,919	19,306	3
2012-13	41 (g)	620,146	15,126	5	3	54,717	18,239	3
2013-14	40 (g)	569,238	14,231	4	3	56,211	18,737	3
	1 (h)	18,689	18,689	1				
2014-15	41 (g)	713,909	17,412	25	8	147,044	18,381	8
2015-16	41 (g)	690,150	16,833	14	5	95,059	19,012	5
TOTALS	1,899	12,391,754	11,265	273	98	1,514,008	15,449	62

(a) ——	played in Atlanta, Alexander Memorial Coliseum	1,059,540
(b) ——	played in Atlanta, The Omni	10,227,406
(c) ——	played in Charlotte, NC	22,127
(d) ——	played in Louisville, KY	2,219
(e) ——	played in New Orleans, LA	46,980
(f) ——	played in Atlanta, The Georgia Dome	841,406
(g) ——	played in Atlanta, Philips Arena	10,707,984
(h) ——	played in The 02 Arena, London, England	18,689

MISCELLANEOUS RECORDS

RECORD BY MONTHS

Season	October	November	December	January	February	March	April
1968-69	3-4	9-8	10-3	11-7	9-7	6-5	—
1969-70	4-3	12-5	10-6	6-11	8-7	—	—
1970-71	1-5	5-11	7-11	6-10	8-7	9-2	—
1971-72	3-6	2-11	8-8	7-8	7-8	9-5	—
1972-73	4-6	6-7	12-4	7-9	8-4	9-6	—
1973-74	6-4	6-7	7-7	4-13	5-9	7-7	—
1974-75	3-4	6-8	6-9	6-11	3-9	7-8	0-2
1975-76	1-1	9-6	7-6	6-12	3-10	2-12	1-6
1976-77	2-4	5-9	5-12	6-7	7-5	5-10	1-4
1977-78	3-1	8-6	6-11	6-9	6-6	8-7	4-1
1978-79	4-4	8-5	7-9	9-7	6-4	8-7	—
1979-80	6-5	9-6	10-4	7-8	8-3	10-4	—
1980-81	5-5	3-11	10-5	1-13	5-7	7-10	—
1981-82	0-1	8-4	4-11	7-6	5-8	12-5	6-5
1982-83	0-2	7-5	7-8	7-8	7-6	10-7	5-4
1983-84	1-1	7-7	8-7	8-6	7-8	4-12	5-1
1984-85	1-2	6-8	6-9	6-7	5-8	5-11	5-3
1985-86	1-2	7-9	7-4	11-4	8-6	12-5	4-2
1986-87	0-0	12-3	8-4	8-8	7-6	13-2	7-1
1987-88	0-0	7-5	13-2	9-7	6-6	8-6	7-6
1988-89	0-0	8-6	11-3	7-7	9-4	6-8	10-2
1989-90	0-0	7-6	9-5	5-9	6-9	7-8	7-4
1990-91	0-0	4-10	11-3	9-7	8-5	6-9	5-5
1991-92	0-0	8-8	5-7	10-6	6-6	6-10	3-7
1992-93	0-0	6-6	6-9	9-6	5-8	12-3	5-7
1993-94	0-0	10-4	9-3	11-4	8-5	12-4	7-5
1994-95	0-0	4-9	8-8	7-7	8-4	8-8	7-4
1995-96	0-0	9-5	4-10	11-4	7-5	9-7	6-5
1996-97	0-0	9-7	7-4	14-2	8-5	12-4	6-4
1997-98	1-0	13-2	5-8	9-8	5-6	9-5	8-3
1998-99	—	—	(2-1 in May '99)	—	8-5	11-7	10-6
1999-00	0-0	6-9	5-9	5-8	6-6	4-13	2-9
2000-01	0-1	3-12	7-7	6-8	2-12	5-11	2-6
2001-02	0-1	6-10	5-8	3-12	6-6	9-7	4-5
2002-03	1-1	7-8	4-9	6-11	4-8	7-8	6-2
2003-04	0-2	6-10	3-12	6-9	4-7	5-11	4-3
2004-05	0-0	2-12	3-11	4-11	1-11	1-15	2-9
2005-06	0-0	2-12	5-9	5-10	6-6	4-12	4-7
2006-07	0-0	6-7	3-13	8-7	5-9	5-10	3-6
2007-08	0-0	6-9	9-4	4-11	6-8	9-8	3-5
2008-09	1-0	9-6	11-4	6-10	6-5	10-7	4-3
2009-10	2-0	10-5	9-6	9-6	7-5	9-5	5-3
2010-11	3-0	8-7	10-7	9-4	6-6	7-8	1-6
2011-12	0-0	0-0	3-1	13-5	4-9	11-8	9-3
2012-13	0-0	9-5	10-5	7-9	7-4	8-10	3-5
2013-14	0-1	9-8	9-5	6-7	2-10	6-10	6-3
2014-15	0-1	9-5	14-2	17-0	7-4	9-7	4-3
2015-16	2-1	10-7	9-5	6-9	6-5	12-4	3-3

RECORD BY DIVISION

Season	East	West	Atlantic	Central	Midwest	Pacific	Record
1968-69	22-20	26-14	—	—	—	—	48-34
1969-70	24-18	24-16	—	—	—	—	48-34
1970-71	—	—	12-10	9-7	3-17	12-12	36-46
1971-72	—	—	10-10	9-9	8-12	9-15	36-46
1972-73	—	—	15-9	10-12	7-9	14-6	46-36
1973-74	—	—	7-17	13-9	3-13	12-8	35-47
1974-75	—	—	3-13	11-19	6-10	11-9	31-47
1975-76	—	—	9-11	7-19	7-9	6-14	29-53
1976-77	—	—	9-11	9-11	7-16	6-13	31-51
1977-78	—	—	12-8	8-12	11-12	10-9	41-41
1978-79	—	—	10-10	14-6	12-7	10-13	46-36
1979-80	—	—	17-13	21-9	5-5	7-5	50-32
1980-81	—	—	9-19	9-21	8-4	5-7	31-51
1981-82	—	—	14-15	15-14	8-4	5-7	42-40
1982-83	—	—	12-17	21-8	6-6	4-8	43-39
1983-84	—	—	16-12	16-14	4-8	4-8	40-42
1984-85	—	—	10-18	15-15	2-10	7-5	34-48
1985-86	—	—	14-14	21-9	6-6	9-3	50-32
1986-87	—	—	20-7	18-13	11-10	8-4	57-25
1987-88	—	—	19-10	16-13	8-4	7-5	50-32
1988-89	—	—	18-8	19-10	5-7	10-5	52-30
1989-90	—	—	12-12	15-15	8-6	6-8	41-41
1990-91	—	—	15-9	11-19	9-5	8-6	43-39
1991-92	—	—	16-12	7-21	9-3	6-8	38-44
1992-93	—	—	14-14	12-16	10-2	7-7	43-39
1993-94	—	—	21-7	21-7	8-4	7-7	57-25
1994-95	—	—	19-9	9-19	7-5	7-7	42-40
1995-96	—	—	17-9	15-13	7-7	7-7	46-36
1996-97	—	—	19-9	15-11	11-3	11-3	56-26
1997-98	—	—	15-11	19-9	8-6	8-6	50-32
1998-99	—	—	12-9	15-9	2-1	2-0	31-19
1999-00	—	—	10-17	10-17	4-10	4-10	28-54
2000-01	—	—	8-19	8-19	2-12	7-7	25-57
2001-02	—	—	10-16	11-17	6-8	6-8	33-49
2002-03	—	—	10-16	14-14	6-8	5-9	35-47
2003-04	—	—	9-17	10-18	6-8	3-11	28-54

	Atlantic	Central	Southeast	Southwest	Northwest	Pacific	Record
2004-05	4-15	2-16	2-13	3-7	1-9	1-9	13-69
2005-06	7-11	7-11	5-11	3-7	2-8	2-8	26-56
2006-07	8-10	4-14	5-11	3-7	4-6	6-4	30-52
2007-08	9-9	6-12	9-7	3-7	5-5	5-5	37-45
2008-09	6-12	13-5	11-5	5-5	7-3	5-5	47-35
2009-10	13-5	11-7	8-8	7-3	7-3	7-3	53-29
2010-11	10-8	12-6	9-7	2-8	5-5	6-4	44-38
2011-12	9-8	11-6	11-3	2-3	4-2	3-4	40-26
2012-13	7-11	11-7	11-5	4-6	6-4	5-5	44-38
2013-14	10-8	10-8	8-8	2-8	4-6	4-6	38-44
2014-15	12-6	14-4	12-4	6-4	8-2	8-2	60-22
2015-16	11-7	10-8	8-8	8-2	6-4	5-5	48-34

MISCELLANEOUS RECORDS

HAWKS WINNING STREAKS

	WINNING STREAKS			LOSING STREAKS		
Year	Home	Away	Overall	Home	Away	Overall
1968-69	6	7	12	2	6	4
1969-70	6	4	9	2	5	5
1970-71	5	4	6	4	10	6
1971-72	6	2	6	4	5	6
1972-73	7	3	6	2	4	3
1973-74	4	3	3	3	8	4
1974-75	4	3	2	2	10	4
1975-76	4	3	4	5	22	16
1976-77	4	3	3	4	7	8
1977-78	5	4	7	2	7	5
1978-79	16	3	9	2	6	4
1979-80	7	5	7	2	4	5
1980-81	6	4	6	7	12	10
1981-82	8	4	5	5	7	8
1982-83	8	3	6	3	5	4
1983-84	11	2	4	6	10	7
1984-85	4	2	3	6	5	6
1985-86	13	4	7	1	7	3
1986-87	9	5	11	1	6	4
1987-88	15	3	7	4	4	4
1988-89	8	2	9	2	4	3
1989-90	8	2	7	4	7	6
1990-91	22	6	7	6	8	9
1991-92	7	2	6	4	4	7
1992-93	10	2	6	7	4	4
1993-94	9	7	14	2	4	4
1994-95	5	3	4	2	4	4
1995-96	8	4	10	5	4	5
1996-97	20	3	10	1	4	3
1997-98	7	4	11	3	5	7
1998-99	4	4	7	4	3	4
1999-00	5	2	5	3	14	9
2000-01	3	3	4	7	14	10
2001-02	6	2	3	4	7	6
2002-03	5	1	4	4	13	6
2003-04	2	2	3	3	9	7
2004-05	2	1	1	11	23	14
2005-06	4	2	3	3	11	9
2006-07	5	5	4	6	13	8
2007-08	6	2	5	3	7	6
2008-09	8	4	7	2	5	4
2009-10	12	2	7	2	6	4
2010-11	10	6	6	3	5	6
2011-12	6	4	4	3	3	3
2012-13	4	5	6	2	6	4
2013-14	5	3	5	3	10	8
2014-15	12	12	19	1	3	3
2015-16	6	4	7	4	4	3

HAWKS RECORD AT THE ALL-STAR BREAK

Year	W-L before All-Star Game	W-L after All-Star Game	Final Record	Year	W-L before All-Star Game	W-L after All-Star Game	Final Record
1968-69	27-17	21-17	48-34	1992-93	24-27	19-12	43-39
1969-70	31-21	17-13	48-34	1993-94	34-13	23-12	57-25
1970-71	14-32	22-14	36-46	1994-95	22-26	20-14	42-40
1971-72	17-30	19-16	36-46	1995-96	26-21	20-15	46-36
1972-73	27-24	19-12	46-46	1996-97	31-15	25-11	56-26
1973-74	21-24	14-23	35-47	1997-98	29-20	21-12	50-32
1974-75	17-26	14-25	31-51	1998-99	-	-	31-19
1975-76	24-25	5-28	29-53	1999-00	19-28	9-26	28-54
1976-77	22-34	9-17	31-51	2000-01	16-33	9-24	25-57
1977-78	24-27	17-14	41-41	2001-02	16-33	17-16	33-49
1978-79	28-25	18-11	46-36	2002-03	19-30	16-17	35-47
1979-80	32-23	18-9	50-32	2003-04	18-35	10-19	28-54
1980-81	19-34	12-17	31-51	2004-05	10-41	3-28	13-69
1981-82	19-22	23-18	42-40	2005-06	16-34	10-22	26-56
1982-83	24-26	19-13	43-39	2006-07	21-31	9-21	30-52
1983-84	24-20	16-22	40-42	2007-08	22-28	15-17	37-45
1984-85	21-29	13-19	34-48	2008-09	31-21	16-14	47-35
1985-86	28-20	22-12	50-32	2009-10	33-18	20-11	53-29
1986-87	29-16	28-9	57-25	2010-11	34-21	10-17	44-38
1987-88	30-15	20-17	50-32	2011-12	19-14	21-12	40-26
1988-89	28-19	24-11	52-30	2012-13	29-22	15-16	44-38
1989-90	22-24	19-17	41-41	2013-14	25-26	13-18	38-44
1990-91	26-21	17-18	43-39	2014-15	43-10	17-12	60-22
1991-92	24-23	14-21	38-44	2015-16	31-24	17-10	48-34

Hawks.com /Hawks @ATLHawks

MISCELLANEOUS RECORDS

HAWKS ALL-TIME TRIPLE DOUBLES (REGULAR SEASON ONLY)

Player	Date and Opponent	Stats
Bill Bridges	12/21/68 vs. DET	12 p/25 r/12 a
	11/29/69 vs. CIN	19 p/28 r/11 a
	12/12/69 vs. LAL	13 p/10 r/11 a
	2/2/70 vs. DET	13 p/17 r/12 a
	2/21/70 at NYK	20 p/17 r/10 a
Walt Bellamy	3/20/70 vs. NYK	11 p/12 r/10 a
	11/1/70 at CLE	10 p/14 r/11 a
Herm Gilliam	2/5/74 vs. CAP	34 p/13 r/13 a
Steve Hawes	11/9/78 vs. SD	12 p/10 r/10 a
Tree Rollins	2/21/79 vs. POR	11 p/13 r/12 b
	11/27/82 vs. IND	10 p/15 r/11 b
	12/21/82 at CHI	14 p/15 r/10 b
	11/4/83 vs. CHI	15 p/11 r/10 b
Dan Roundfield	4/8/83 vs. CHI	11 p/10 r/11 a
Doc Rivers	12/29/87 at CHI	29 p/14 r/12 a
	1/19/88 vs. CHI	19 p/10 r/10 a
	2/27/88 vs. POR	21 p/10 r/14 a
	4/19/89 at MIL	20 p/12 r/10 a
Mookie Blaylock	11/27/93 vs. PHI	15 p/10 r/10 a
	3/26/94 vs. MIA	17 p/11 r/14 a
	11/18/94 vs. MIL	17 p/10 r/12 a
	3/5/95 at ORL	15 p/11 r/14 a
	3/17/98 at TOR	10 p/11 r/12 a
	4/14/98 vs. PHI	14 p/11 a/10 s
	5/2/99 at CLE	19 p/11 r/10 a
Dikembe Mutombo	2/15/00 vs. NJN	21 p/13 r/11 b
Toni Kukoc	3/13/01 vs. VAN	20 p/10 r/11 a
	3/17/01 vs. DET	29 p/10 r/10 a
Jason Terry	2/28/03 at CHI	23 p/10 r/13 a
Bob Sura	4/9/04 at CHI	12 p/11 r/12 a
	4/10/04 vs. BOS	15 p/10 r/11 a
Joe Johnson	2/1/06 at CHA	15 p/10 r/11 a
	12/23/08 vs. OKC	20 p/11 r/11 a
Josh Smith	1/23/08 at DEN	22 p/12 r/10 a
	2/5/10 vs. CHI	18 p/14 r/10 a
	11/28/10 at TOR	12 p/13 r/10 a
Paul Millsap	3/18/14 vs. TOR	19 p/13 r/10 a
Al Horford	1/13/15 at PHI	21 p/10 r/10 a

HAWKS ALL-TIME FOUR-POINT PLAYS (REGULAR SEASON ONLY)

ATLANTA		OPPONENTS	
Player	Date and Opponent	Player	Date
Anthony "Spud" Webb	1/23/91 at Was.	Isiah Thomas (Detroit)	2/02/82
Glenn "Doc" Rivers	3/28/91 vs. Hou.	Mark Aguirre (Dallas)	12/27/83
Paul Graham	12/28/92 vs. Was.	Andrew Toney (Philadelphia)	3/06/85
Dominique Wilkins	2/24/93 at Phi.	Glen Rice (Miami)	11/28/92
Craig Ehlo	2/28/94 at LAC	Reggie Miller (Indiana)	3/05/94
Eldridge Recasner	3/11/97 vs. Uta.	Scottie Pippen (Chicago)	3/08/94
Steve Smith	3/14/97 vs. Sea.	Pete Myers (Chicago)	3/08/94
Salim Stoudamire	12/4/05 at Pho.	B.J. Armstrong (Golden State)	12/29/95
Salim Stoudamire	2/22/08 at GSW	Brent Price (Washington)	4/04/96
Jamal Crawford	12/26/09 at Ind.	Joe Dumars (Detroit)	4/04/97
Jamal Crawford	1/8/10 vs. Bos.	Morris Peterson (Toronto)	4/12/02
Jamal Crawford	1/20/10 vs. Sac.	Chris Duhon (Chicago)	2/20/07
Jamal Crawford	1/27/10 at SAS	Daniel Gibson (Cleveland)	1/09/08
Jamal Crawford	2/3/10 vs. LAC	Jamal Crawford (New York)	4/11/08
Jamal Crawford	3/6/10 at Mia.	Kevin Martin (Sacramento)	2/18/09
Jamal Crawford	3/8/10 at NYK	Danny Granger (Indiana)	4/10/09
Jamal Crawford	4/9/10 vs. Tor.	Kyle Korver (Utah)	2/22/10
Jamal Crawford	4/10/10 at Was.	Brandon Jenningns (Milwaukee)	11/10/10
Jamal Crawford	11/5/10 at Min.	Deron Williams (Utah)	1/5/11
Jamal Crawford	11/7/10 vs. Pho.	James Jones (Miami)	4/11/11
Jamal Crawford	1/5/11 at Uta.	Nick Young (Washington)	12/28/11
Jamal Crawford	1/29/11 at Dal.	Shane Battier (Miami)	1/2/12
Jamal Crawford	3/6/11 vs. NYK	Anthony Morrow (New Jersey)	1/9/12
Kirk Hinrich	3/11/11 at Chi.	Ryan Anderson (Orlando)	4/15/12
Kyle Korver	11/21/12 vs. Was.	James Harden (Houston)	11/5/12
John Jenkins	2/5/13 at Ind.	Jamal Crawford (LA Clippers)	11/24/12
Kyle Korver	3/25/13 at Ind.	Arron Afflalo (Orlando)	12/12/12
John Jenkins	4/6/13 at SAS	Andrei Kirilenko (Minnesota)	1/21/13
Kyle Korver	11/16/13 at NYK	Orlando Johnson (Indiana)	3/25/13
Kyle Korver	12/4/13 vs. LAC	Rudy Gay (Toronto)	4/6/13
Kyle Korver	12/26/13 at Cle.	Alan Anderson (Brooklyn)	1/16/14
Kyle Korver	12/31/13 at Bos.	P.J. Hairston (Charlotte)	11/7/14
Kyle Korver	1/8/14 vs. Ind.	C.J. Miles (Indiana)	12/8/14
Kyle Korver	1/25/14 at Mil.	Stephen Curry (Golden State)	3/18/15
DeMarre Carroll	2/22/14 vs. NYK	Joe Ingles (Utah)	3/8/16
DeMarre Carroll	2/25/14 vs. Chi.	Ben McLemore (Sacramento)	1/21/16
Kyle Korver	3/8/14 at LAC	Damian Lillard (Portland)	1/20/16
DeMarre Carroll	3/23/14 at Tor.	Nicolas Batum (Charlotte)	1/13/16
Cartier Martin	4/14/14 vs. Cha.	Kevin Martin (Minnesota)	11/9/15
Kyle Korver	1/17/15 at Chi.	Kawhi Leonard (San Antonio)	11/28/15
Paul Millsap	3/18/15 at GSW	Robert Covington (Philadelphia)	12/16/15
John Jenkins	3/22/15 vs. SAS	Isaiah Thomas (Boston)	12/18/15
Kyle Korver	4/13/15 vs. NYK		
Tim Hardaway Jr.	3/19/16 vs. HOU		
Tim Hardaway Jr.	3/25/16 vs. MIL		
Kyle Korver	3/26/16 at Det.		

HAWKS THREE-POINT FG PERCENTAGE

Year	Hawks 3-Pt %		Opponents 3-Pt %	
2015-16	.350	(815-2326)	.338	(679-2008)
2014-15	.380	(818-2152)	.341	(720-2112)
2013-14	.363	(768-2116)	.365	(654-1793)
2012-13	.371	(706-1901)	.379	(620-1635)
2011-12	.370	(492-1330)	.344	(391-1137)
2010-11	.352	(502-1427)	.338	(459-1358)
2009-10	.360	(524-1455)	.345	(480-1392)
2008-09	.366	(597-1633)	.353	(528-1496)
2007-08	.356	(384-1078)	.362	(512-1413)
2006-07	.329	(341-1038)	.376	(465-1236)
2005-06	.367	(424-1154)	.368	(444-1205)
2004-05	.312	(304-973)	.379	(467-1232)
2003-04	.335	(419-1249)	.358	(482-1345)
2002-03	.352	(402-1141)	.359	(446-1243)
2001-02	.354	(423-1194)	.355	(472-1329)
2000-01	.357	(333-933)	.367	(396-1080)
1999-00	.317	(258-814)	.367	(373-1015)
1998-99	.306	(197-644)	.300	(190-634)
1997-98	.332	(337-1016)	.342	(348-1017)
1996-97	.359	(659-1834)	.347	(485-1399)
1995-96	.355	(566-1595)	.360	(479-1329)
1994-95	.341	(539-1580)	.347	(420-1212)
1993-94	.323	(268-830)	.315	(275-872)
1992-93	.355	(382-1076)	.337	(281-833)
1991-92	.313	(210-671)	.343	(251-732)
1990-91	.324	(271-836)	.349	(217-621)
1989-90	.302	(124-411)	.340	(181-533)
1988-89	.277	(110-397)	.288	(147-511)
1987-88	.301	(85-282)	.335	(136-406)
1986-87	.318	(135-425)	.300	(128-426)
1985-86	.199	(33-166)	.307	(87-283)
1984-85	.311	(73-235)	.217	(46-212)
1983-84	.217	(23-106)	.211	(39-185)
1982-83	.239	(45-188)	.235	(39-166)
1981-82	.219	(28-128)	.247	(46-186)
1980-81	.122	(10-82)	.211	(32-152)
1979-80	.173	(13-75)	.251	(46-183)

MISCELLANEOUS RECORDS

HAWKS OPENING GAME RESULTS

HOME

Season	Opponent	Date	Result	Score	Attendance
1968-69	Cincinnati	10-15-68	lost	125-110	5,606
1969-70	Seattle	10-15-69	WON	124-119	3,718
1970-71	Milwaukee	10-17-70	lost	107-98	7,197
1971-72	Philadelphia	10-16-71	lost	104-102	5,806
1972-73	* New York	10-15-72	WON	109-101	13,867
1973-74	Capital	10-09-73	WON	128-114	7,503
1974-75	Houston	10-19-74	WON	118-112	4,427
1975-76	New Orleans	10-23-75	WON	109-91	5,579
1976-77	Houston	10-12-76	lost	120-104	4,385
1977-78	Cleveland	10-22-77	WON	107-101	7,894
1978-79	Detroit	10-14-78	WON	122-114	10,249
1979-80	New York	10-12-79	WON	121-104	9,428
1980-81	Chicago	10-11-80	WON	101-93	11,275
1981-82	Philadelphia	10-31-81	lost	108-106	9,824
1982-83	Boston	10-30-82	lost	112-97	13,419
1983-84	Detroit	10-29-83	WON	117-115	9,677
1984-85	Philadelphia	10-27-84	lost	111-108	13,964
1985-86	Washington	10-25-85	lost	100-910	10,129
1986-87	New Jersey	11-01-86	WON	131-111	13,776
1987-88	Washington	11-06-87	WON	114-97	16,064
1988-89	Indiana	11-08-88	WON	112-107	16,371
1989-90	Indiana	11-03-89	lost	126-103	15,906
1990-91	Orlando	11-02-90	WON	115-111	13,593
1991-92	Detroit	11-02-91	lost	89-87	16,435 **
1992-93	New York	11-06-92	lost	106-94	16,389
1993-94	Indiana	11-05-93	WON	116-110	12,032
1994-95	Indiana	11-04-94	lost	94-92	12,568
1995-96	Indiana	11-03-95	lost	106-111	15,188
1996-97	Detroit	11-02-96	lost	90-78	16,378
1997-98	Toronto	11-01-97	WON	90-85	8,539 ***
1998-99	Cleveland	2-05-99	WON	100-83	19,806
1999-00	! Milwaukee	11-04-99	lost	119-109	18,514
2000-01	Charlotte	10-31-00	lost	106-82	18,465
2001-02	Washington	11-01-01	lost	98-88	20,073 ****
2002-03	Utah	10-31-02	WON	105-98	14,155
2003-04	Indiana	11-01-03	lost	103-99 †	18,818
2004-05	Cleveland	11-09-04	lost	93-79	19,624
2005-06	LA Lakers	11-08-05	Oklost	103-97	19,523
2006-07	New York	11-03-06	WON	102-92	19,604
2007-08	Dallas	11-02-07	WON	101-94	19,767
2008-09	Philadelphia	11-01-08	WON	95-88	19,651
2009-10	Indiana	10-28-09	WON	120-109	17,998
2010-11	Washington	10-30-10	WON	99-95	18,729
2011-12	Washington	12-28-11	WON	101-83	17,750
2012-13	Houston	11-02-12	lost	109-102	18,238
2013-14	Toronto	11-01-13	WON	102-95	18,118
2014-15	Indiana	11-01-14	WON	102-92	19,118
2015-16	Detroit	10-27-15	lost	106-94	19,187

48 Year Totals 27-21

ROAD

Season	Opponent	Date	Result	Score	Attendance
1968-69	Seattle	10-25-68	lost	123-112	4,689
1969-70	Boston	10-24-69	WON	122-110	6,605 @
1970-71	Detroit	10-22-70	lost	120-101	10,460
1971-72	Cincinnati	10-12-71	lost	127-113	5,124
1972-73	Buffalo	10-10-72	WON	120-109	7,634
193-74	Detroit	10-12-73	lost	122-105	5,020
1974-75	Chicago	10-18-74	lost	120-115†	7,351
1975-76	Los Angeles	11-02-75	lost	116-113†	11,257
1976-77	Los Angeles	10-29-76	lost	118-101	9,752
1977-78	Boston	10-25-77	lost	110-103	6,590
1978-79	Indiana	10-13-78	lost	117-104	8,476
1979-80	Indiana	10-19-79	lost	115-101	10,904
1980-81	Detroit	10-18-80	WON	125-123†	4,036
1981-82	Chicago	11-03-81	lost	104-96	7,112
1982-83	Detroit	10-29-82	lost	94-86	15,252
1983-84	New Jersey	10-28-83	lost	126-108	10,173
1984-85	New Jersey	10-26-84	WON	119-104	10,061
1985-86	Milwaukee	10-26-85	lost	117-91	10,237
1986-87	Philadelphia	11-02-86	WON	122-113	11,468
1987-88	New York	11-11-87	WON	94-93	12,781
1988-89	New Jersey	11-04-88	WON	113-105	14,480
1989-90	Boston	11-10-89	lost	117-106	14,890
1990-91	Sacramento	11-06-90	WON	102-85	17,014
1991-92	Charlotte	11-06-91	lost	114-104	23,698
1992-93	Chicago	11-07-92	WON	100-99	18,676
1993-94	Chicago	11-08-93	lost	106-80	18,157
1994-95	Utah	11-07-94	lost	104-86	18,661
1995-96	Utah	11-06-95	lost	105-96	18,742
1996-97	Miami	11-01-96	lost	94-81	15,113
1997-98	Orlando	10-31-97	WON	105-99	17,248
1998-99	New Jersey	2-07-99	lost	79-69	18,545
1999-00	Washington	11-02-99	lost	94-87	16,038
2000-01	New York	11-02-00	lost	94-69	19,763
2001-02	Houston	10-30-01	lost	89-84†	9,500
2002-03	New Jersey	10-30-02	lost	105-95	16,324
2003-04	New Orleans	10-29-03	lost	88-83†	15,242
2004-05	Phoenix	11-09-04	lost	112-82	18,422
2005-06	Golden State	11-02-05	lost	122-97	18,629
2006-07	Philadelphia	11-01-06	lost	88-75	17,119
2007-08	Detroit	11-04-07	lost	92-91	22,076
2008-09	Orlando	10-29-08	WON	99-85	17,461
2009-10	LA Lakers	11-01-09	lost	118-110	18,997
2010-11	Memphis	10-27-10	WON	119-104	17,519
2011-12	New Jersey	12-27-11	WON	106-70	18,711
2012-13	Oklahoma City	11-04-12	WON	104-95	18,203
2013-14	Dallas	10-30-13	lost	118-109	19,834
2014-15	Toronto	10-29-14	lost	109-102	19,800
2015-16	New York	10-29-15	WON	112-101	19,812

48 Year Totals 15-33

* first Hawks game at Omni
! first Hawks game at Philips Arena
† denotes overtime game

** largest opening night crowd at Omni
**** largest opening night crowd ever
@ game played in Hartford, CT

*** opening night at Ga. Tech

MISCELLANEOUS NUMBERS

HAWKS OVERTIME GAMES

Season	Home	Road	Total	Pct.
1968-69	2-0	0-0	2-0	1.000
1969-70	0-0	4-0	4-0	1.000
1970-71	1-0	1-1	2-1	.667
1971-72	0-2	0-0	0-2	.000
1972-73	2-1	2-1	4-2	.667
1973-74	1-1	0-1	1-2	.333
1974-75	1-1	0-2	1-3	.250
1975-76	1-1	0-3	1-4	.200
1976-77	1-0	0-0	1-0	1.000
1977-78	3-0	1-1	4-1	.800
1978-79	3-1	1-1	4-2	.667
1979-80	2-1	1-0	3-1	.750
1980-81	1-3	1-3	2-6	.250
1981-82	1-1	2-1	3-2	.600
1982-83	1-1	0-1	1-2	.333
1983-84	2-1	0-1	2-2	.500
1984-85	0-1	2-2	2-3	.400
1985-86	1-1	1-2	2-3	.400
1986-87	1-0	1-0	2-0	1.000
1987-88	1-1	2-0	3-1	.750
1988-89	1-0	1-3	2-3	.400
1989-90	0-0	1-1	1-1	.500
1990-91	1-1	0-0	1-1	.500
1991-92	2-3	0-3	2-6	.250
1992-93	3-1	1-0	4-1	.800
1993-94	1-1	0-1	1-2	.333
1994-95	2-2	2-1	4-3	.571
1995-96	1-0	1-0	2-0	1.000
1996-97	4-0	1-0	5-0	1.000
1997-98	2-1	3-1	5-2	.714
1998-99	1-2	0-0	1-2	.333
1999-00	2-0	0-3	2-3	.400
2000-01	0-2	0-0	0-2	.000
2001-02	1-0	0-2	1-2	.333
2002-03	2-1	1-3	3-4	.4293
2003-04	0-4	0-2	0-6	.000
2004-05	0-4	2-1	2-5	.286
2005-06	3-1	2-1	5-2	.714
2006-07	1-4	2-1	3-5	.375
2007-08	2-3	0-1	2-4	.333
2008-09	0-0	0-1	0-1	.000
2009-10	4-1	0-2	4-3	.571
2010-11	0-0	1-1	1-1	.500
2011-12	2-1	3-2	5-3	.625
2012-13	3-0	1-1	4-1	.800
2013-14	3-0	1-1	4-1	.800
2014-15	0-0	0-1	0-1	.0000
2015-16	0-3	0-2	0-5	.000
TOTALS	66-52	42-55	108-107	.502

Team	Site	Hawks	Opp.	W-L
BOSTON (4-8)				
3-08-13	BOS	102	107	L
1-25-13 (2OT)	ATL	123	111	W
4-11-12	BOS	86	88	L
11-22-02 (2OT)	BOS	98	105	L
3-27-01	ATL	112	115	L
11-23-92	BOS	101	97	W
2-03-87	ATL	126	123	W
1-18-86	ATL	122	125	L
12-18-82	ATL	103	107	L
12-14-74	ATL	90	92	L
2-26-71	BOS	129	136	L
2-14-69	ATL	104	101	W
CHARLOTTE HORNETS/BOBCATS (3-3)				
11-7-14	CHAR	119	122	L
12-28-13	ATL	118	116	W
1-06-12	CHAR	102	96	W
3-19-10	ATL	93	92	W
2-13-08	CHAR	98	100	L
4-11-05	ATL	105	110	L
CHICAGO (4-8)				
12-19-09	CHI	98	101	L
12-16-06	ATL	104	106	L
11-18-88	CHI	112	115	L
12-20-84 (2OT)	NO	129	132	L
12-21-82 (2OT)	CHI	116	124	L
2-26-82	ATL	110	116	L
1-31-78	CHI	103	106	L
12-21-75	ATL	97	90	W
10-18-74	CHI	115	120	L
12-07-72	CHI	94	89	W
3-19-71	ATL	112	111	W
11-06-69	CHI	142	137	W
CLEVELAND (10-7)				
4-01-16	ATL	108	110	L
12-26-13 (2OT)	CLE	127	125	W
3-21-12	ATL	103	102	W
11-07-06	CLE	104	95	W
1-25-03	CLE	102	101	W
4-13-02 (2OT)	ATL	128	123	W
11-08-97	CLE	99	97	W
4-13-93	ATL	109	112	L
11-17-89 (2OT)	CLE	125	131	L
3-23-85	CLE	91	86	W
12-09-81	CLE	108	112	L
11-24-81	ATL	94	92	W
1-09-81	ATL	107	108	L
2-29-80	ATL	111	102	W
1-07-75	ATL	113	112	W
2-23-75	CLE	105	111	L
2-08-73	ATL	132	136	L
DALLAS (0-2)				
2-26-10	ATL	103	111	L
11-08-84	DAL	105	112	L
DENVER (2-1)				
3-13-12	DEN	117	118	L
12-18-05	ATL	110	107	W
12-11-92	ATL	112	107	W
DETROIT (5-8)				
12-26-12 (2OT)	ATL	126	119	W
1-27-12	DET	107	101	W
3-14-05	ATL	108	114	L
3-26-03	DET	99	102	L
4-14-01	ATL	124	129	L
11-09-88	DET	95	101	L
2-02-85	DET	102	110	L
11-27-81	DET	114	112	W
10-18-80	DET	125	123	W
11-24-78	DET	117	119	L
1-16-73	ATL	130	129	W
11-21-72	DET	110	113	L
12-30-99	DET	105	106	L
GOLDEN STATE (4-2)				
3-01-16	GS	105	109	L
3-23-92	ATL	126	125	W
3-17-89	GS	118	127	L
2-10-80	GS	98	96	W
1-31-80	ATL	111	107	W
11-19-75	ATL	104	98	W
HOUSTON (1-3)				
2-22-04 (3OT)	HOU	121	123	L
10-30-01	HOU	84	89	L
4-07-89	ATL	120	112	W
12-15-71	ATL	115	117	L
INDIANA (2-7)				
2-24-06	IND	117	112	W
12-14-04	ATL	97	108	L
11-01-03	ATL	99	103	L
2-14-03	IND	97	98	L
4-30-99	ATL	90	92	L
4-09-98	ATL	102	105	L
3-06-92	ATL	113	115	L
1-31-92	IND	106	115	L
3-16-90	IND	106	104	W
KANSAS CITY / CINCINNATI / SACRAMENTO (2-1)				
3-07-79	ATL	122	120	W
3-14-76	KC	113	114	L
2-18-70	MEM	139	125	W

MISCELLANEOUS NUMBERS

HAWKS OVERTIME GAMES, CONT.

Team	Site	Hawks	Opp.	W-L
LOS ANGELES LAKERS (1-2)				
2-19-88	ATL	119	125	L
11-02-75	LA	113	116	L
12-01-72	LA	114	109	W
MEMPHIS/VANCOUVER (0-2)				
3-29-04 (2OT)	ATL	133	136	L
11-10-99	VAN	97	102	L
MIAMI (3-3)				
12-23-12	MIA	119	121	L
1-05-12 (3OT)	ATL	109	116	L
1-18-11	MIA	93	89	W
12-19-07	ATL	114	111	W
11-18-06	ATL	88	93	L
11-29-02	ATL	100	94	W
MILWAUKEE (3-9)				
1-15-16	MIL	101	108	L
2-20-16 (2OT)	ATL	109	117	L
2-28-10	ATL	106	102	W
12-26-97	MIL	94	99	L
11-19-94	ATL	93	97	L
3-01-92	MIL	106	109	L
2-07-85	MIL	94	91	W
3-06-84	ATL	104	109	L
3-29-81	ATL	128	132	L
11-28-80	MIL	108	113	L
1-10-79 (2OT)	MIL	117	113	W
3-30-76	MIL	126	130	L
MINNESOTA (3-1)				
4-04-00	MIN	76	86	L
12-13-94	ATL	85	83	W
12-28-91	ATL	125	122	W
1-05-91	ATL	117	112	W
NEW JERSEY (6-5)				
11-23-10	NJ	101	107	L
1-02-09	NJ	91	93	L
2-04-07	NJ	101	99	W
2-27-06	ATL	104	102	W
4-18-00 (2OT)	ATL	111	109	W
12-06-94	NJ	94	91	W
1-21-94	ATL	111	113	L
4-19-88	NJ	119	109	W
3-26-85	NO	108	109	L
11-04-78	ATL	117	118	L
10-26-77	NJ	113	110	W
NEW ORLEANS/CHARLOTTE (0-1)				
10-29-03	NO	83	88	L
NEW YORK (9-7)				
1-01-10	ATL	108	112	L
3-03-07	ATL	100	104	L
3-15-06 (2OT)	NY	117	121	L
4-17-05	NY	139	135	W
11-30-04	NY	109	110	L
1-28-00	ATL	98	96	W
11-28-95	NY	102	97	W
4-06-93	ATL	109	104	W
12-07-91	ATL	128	137	L
2-24-84	ATL	105	104	W
12-23-83	ATL	114	113	W
2-24-81	ATL	117	120	L
10-30-80	NY	115	116	L
11-30-78	ATL	102	96	W
2-24-77	ATL	101	98	W
12-16-69	NY	125	124	W
OKLAHOMA CITY/SEATTLE (5-3)				
11-16-07 (2OT)	ATL	123	126	L
11-11-06	ATL	112	113	L
11-26-02	ATL	119	116	W
11-13-93	SEA	89	97	L
2-19-82 (3OT)	SEA	127	122	W
3-11-79	ATL	113	111	W
2-05-71	SEA	121	120	W
3-16-69	ATL	131	127	W

Team	Site	Hawks	Opp.	W-L
ORLANDO (4-3)				
2-08-16	ATL	110	117	L
2-10-12	ORL	89	87	W
3-19-06	ATL	110	107	W
2-19-99	ATL	94	99	L
3-17-97	ATL	112	107	W
1-09-97	ORL	97	92	W
3-05-95	ORL	111	113	L
PHILADELPHIA (6-5)				
4-08-07	PHIL	104	109	L
4-06-04	ATL	100	103	L
3-27-99	ATL	103	99	W
1-29-98	ATL	109	99	W
3-12-91	ATL	129	133	L
4-15-88	PHIL	103	101	W
3-05-86	PHIL	114	122	L
11-02-85	ATL	114	113	W
12-02-80	ATL	112	108	W
3-11-80	ATL	97	102	L
3-31-78	ATL	111	110	W
PHOENIX (3-1)				
1-07-97	ATL	105	103	W
2-04-89	PHO	118	116	W
12-18-77	ATL	134	129	W
2-16-74	PHO	123	124	L
PORTLAND (2-4)				
11-16-09	ATL	99	95	W
1-21-08	ATL	109	111	L
3-23-07	ATL	100	102	L
1-22-03	ATL	110	112	L
3-29-93	ATL	127	118	W
12-20-80	POR	119	122	L
SAN ANTONIO (4-1)				
3-21-10	ATL	119	114	W
1-11-97	ATL	87	82	W
12-29-94	ATL	127	121	W
3-10-87	SA	113	106	W
3-20-84	SA	132	135	L
SAN DIEGO / BUFFALO / LA CLIPPERS (0-3)				
1-17-92	LAC	107	111	L
12-11-73	ATL	127	132	L
11-05-71	ATL	117	122	L
TORONTO (6-3)				
3-18-14	ATL	118	113	W
4-02-08	ATL	127	120	W
3-01-06	TOR	113	111	W
4-8-05	TOR	101	109	L
3-11-05	TOR	116	112	W
11-26-04	ATL	97	99	L
1-11-02	TOR	91	94	L
11-26-97 (2OT)	TOR	109	104	W
1-04-96	ATL	104	101	W
UTAH / NEW ORLEANS (4-1)				
3-25-12 (4OT)	ATL	139	133	W
3-21-94	ATL	100	96	W
12-19-87	ATL	130	124	W
2-19-86	UTAH	105	109	L
3-24-78	ATL	96	94	W
WASHINGTON / CAPITAL / BALTIMORE (11-3)				
12-13-13	ATL	101	99	W
12-18-12	WAS	100	95	W
11-21-12	ATL	101	100	W
1-11-08	ATL	98	102	L
1-14-06	ATL	114	106	W
1-11-98	WAS	107	102	W
11-18-97	ATL	98	89	W
1-24-97	ATL	117	105	W
2-19-92	ATL	102	103	L
4-04-86	WAS	129	135	L
3-16-83	ATL	94	81	W
3-23-74	ATL	119	108	W
11-07-72	ATL	109	107	W
11-01-69	BAL	140	137	W

HAWKS DRAFT CHOICES

2016 DRAFT CHOICES

Name	From	Pos.	Ht.	Wt.	Round	Pick
DeAndre' Bembry	St. Joseph's	F	6-6	210	1	21
Isaia Cordinier	Denain ASC Voltaire (France)	G	6-5	177	2	44
*Kay Felder	Oakland University	G	5-9	177	2	54

*The Hawks traded Felder's rights to the Cleveland Cavaliers in exchange for cash considerations.

1968 - 2015 HAWKS DRAFT CHOICES

Rnd.	Player	College	Pick
2015 DRAFT			
1	Kelly Oubre	Kansas	15
2	Marcus Eriksson	Barcelona	50
2	Dimitrios Agravanis	Olympiacos	59

* The Hawks traded Oubre's rights to the Washington Wizards in exchange for Jerian Grant, the 19th pick, and two second-round picks. Atlanta then acquired Tim Hardaway Jr. from the New York Knicks in exchange for the draft rights to Grant.

Rnd.	Player	College	Pick
2014 DRAFT			
1	Adreian Payne	Michigan State	15
2	Walter "Edy" Tavares	Gran Canaria	43
2	Lamar Patterson	Pittsburgh	48

* The Hawks acquired Patterson's draft rights from Milwaukee, in exchange for a 2015 second-round pick.

Rnd.	Player	College	Pick
2013 DRAFT			
1	Dennis Schröder	NY Phantoms Braunschweig (Germany)	17
2	Raul Neto	Lagun Aro (Spain)	47
2	James Ennis	Long Beach State	50

* On June 28, the Hawks acquired the rights to Lucas Nogueira (16th pick), Mike Muscala (44th pick) and Jared Cunningham from Dallas in exchange for the rights to Shane Larkin (18th pick) ... In addition, the Hawks acquired a 2015 second-round pick from the Utah Jazz in exchange for Raul Neto (47th pick) and a conditional 2017 second-round pick from the Miami Heat in exchange for James Ennis (50th pick).

Rnd.	Player	College	Pick
2012 DRAFT			
1	John Jenkins	Vanderbilt	23
2	Mike Scott	Virginia	43
2011 DRAFT			
2	Keith Benson	Oakland	48
2010 DRAFT			
1	Damion James *	Texas	24
2	Pape Sy	France	53

*On draft night, James was traded to NJ for rights to Jordan Crawford and Tibor Pleiss ... Pleiss was traded to OKC for cash considerations.

Rnd.	Player	College	Pick
2009 DRAFT			
1	Jeff Teague	Wake Forest	19
2	Sergiy Gladyr	NBC Mykolaiv	49
2008 DRAFT			
	No draft picks		
2007 DRAFT			
1	Al Horford	Florida	3
1	Acie Law IV	Texas A&M	11
2006 DRAFT			
1	Shelden Williams	Duke	5
2	Solomon Jones	South Florida	33
2005 DRAFT			
1	Marvin Williams	North Carolina	2
2	Salim Stoudamire	Arizona	31
2	Cenk Akyol	Turkey (Efes Pilsen)	59
2004 DRAFT			
1	Josh Childress	Stanford	6
1	Josh Smith	Oak Hill Academy (HS)	17
2	Donta Smith	SE Illinois JC	34
2	Royal Ivey	Texas	37
2	Viktor Sanikidze *	SAOS JDA Dijon (Georgia)	42

*On draft night, Sanikidze was traded to the Spurs for a 2005 second-round pick and cash considerations.

Rnd.	Player	College	Pick
2003 DRAFT			
1	Boris Diaw	Pau Orthez (France)	21
2	Travis Hansen	Brigham Young	37
2002 DRAFT			
2	David Andersen	Kinder Bologna (Italy)	37

On draft night, the Hawks acquired the draft rights to Dan Dickau (selected in the first round, 28th overall by Sacramento) in exchange for a future first-round pick.

Rnd.	Player	College	Pick
2001 DRAFT			
1	Pau Gasol *	Spain	3
1	Jamaal Tinsley **	Iowa State	27
2	Terence Morris	Maryland	34

*On draft night, Gasol was traded to the Grizzlies, along with Brevin Knight and Lorenzen Wright, in exchange for Shareef Abdur-Rahim and the 27th pick.
**On draft night, Tinsley was traded to Pacers for a future first-rounder.

Rnd.	Player	College	Pick
2000 DRAFT			
1	DerMarr Johnson	Cincinnati	6
2	Hanno Möttölä	Utah	40
2	James "Scoonie" Penn	Ohio State	57
1999 DRAFT			
1	Jason Terry	Arizona	10
1	Cal Bowdler	Old Dominion	17
1	Dion Glover	Georgia Tech	20
1	Jumaine Jones *	Georgia	27
2	Roberto Bergersen **	Boise State	52

*On draft night, Jones' rights were traded to the Philadelphia 76ers for a future first-round draft choice (via Toronto).
** On draft night, rights were traded to Portland for cash considerations.

Rnd.	Player	College	Pick
1998 DRAFT			
1	Roshown McLeod	Duke	22
2	Cory Carr *	Texas Tech	49

*On draft night, Carr's rights were traded to Chicago, along with two future second-round draft picks, for the rights to Shammond Williams.

Rnd.	Player	College	Pick
1997 DRAFT			
1	Ed Gray	California	22
2	Alain Digbeu	Villerbaune, France	50
2	Chris Crawford	Marquette	51
1996 DRAFT			
1	Priest Lauderdale	Central State (OH)	28
1995 DRAFT			
1	Alan Henderson	Indiana	16
2	Donnie Boyce	Colorado	42
3	Troy Brown	Providence	45
4	Cuonzo Martin	Purdue	57
1994 DRAFT			
2	Gaylon Nickerson	NW Oklahoma State	34

(Atlanta's first-round position belonged to the LA Clippers as a result of the Dominique Wilkins/Danny Manning trade).

Rnd.	Player	College	Pick
1993 DRAFT			
1	Doug Edwards	Florida State	15
2	Richard Manning	Washington	40
1992 DRAFT			
1	Adam Keefe	Stanford	10
2	Elmer Bennett	Notre Dame	38
1991 DRAFT			
1	Stacey Augmon	UNLV	9
1	Anthony Avent *	Seton Hall	15
2	Rodney Monroe	N.C. State	30

*Avent's rights were traded to Denver on 6/26/91.

Rnd.	Player	College	Pick
1990 DRAFT			
1	Rumeal Robinson	Michigan	10
2	Trevor Wilson	UCLA	36
1989 DRAFT			
1	Roy Marble	Iowa	23
2	Haywoode Workman	Oral Roberts	49
1988 DRAFT			
2	Anthony Taylor	Oregon	44
3	Jorge Gonzalez	Argentina	54
3	Darryl Middleton	Baylor	68

First round pick and Randy Wittman to Sacramento for Reggie Theus 6/27/88.

Rnd.	Player	College	Pick
1987 DRAFT			
1	Dallas Comegys	DePaul	21
2	Terrance Bailey	Wagner	42
2	Terry Coner	Alabama	44
3	Song Tao	China	67
4	Theo Christodoulou	Greece	90
5	Jose-Antonio Montero	Spain	113
6	Ricardo Morandoti	Italy	136
7	Franjo Arapovic	Yugoslavia	159
1986 DRAFT			
1	Billy Thompson *	Louisville	19
2	Cedric Henderson	Georgia	32
2	Augusto Binelli	Italian Nat'l.	40
3	Dave Hoppen	Nebraska	65
3	Jim Les	Bradley	70
4	Efram Winters	Illinois	88
5	Nicky Jones	Virginia Commonwealth	111
6	Alexander Volkov	USSR	134
7	Valery Tikhonenko	USSR	157

*Thompson was traded to L.A. Lakers for Ken Barlow 6/17/86.

Rnd.	Player	College	Pick
1985 DRAFT			
1	Jon Koncak	SMU	5
2	Lorenzo Charles	N.C. State	41
3	Sedric Toney	Dayton	59
4	Arvydas Sabonis	USSR	77
4	John Battle	Rutgers	84
5	Larry Hampton	F.D.U.	100
6	Tony Duckett	Lafayette	123
7	Bob Ferry	Harvard	146
1984 DRAFT			
1	Kevin Willis	Michigan State	11
3	Bobby Parks	Memphis State	58
4	Dicky Beal	Kentucky	81
5	Terry Martin	NE Louisiana	104
6	Jim Master	Kentucky	127
7	Vince Martello	Florida State	150
8	Robert Brown	Long Island	173
9	Fred Brown	Georgetown	185
10	Doug Mills	Hofstra	217

Second round pick (#35) to Golden State for Rickey Brown on 2/15/83.

Rnd.	Player	College	Pick
1983 DRAFT			
1	Randy Wittman *	Indiana	22
2	Glenn Rivers	Marquette	31
3	John Pinone	Villanova	58
4	Harry Kelly	Texas Southern	81
5	Charles Jones	Oklahoma	104
6	Tom Bethea	Richmond	127
7	Lex Drum	UAB	150
8	George Thomas	Georgia Tech	173
9	Will Cotchery	Livingston	195
10	Ronnie Carr	W. Carolina	216

*Wittman acquired from Bullets for Tom McMillen and future pick 7/5/83.

HAWKS DRAFT CHOICES, CONT.

Rnd.	Player	College	Pick
1982 DRAFT			
1	Keith Edmonson	Purdue	10
3	Joe Kopicki	Detroit	56
5	Mark Hall	Minnesota	102
6	Jay Bruchak	Mt. St. Mary's	126
7	Horace Wyatt	Clemson	148
8	James Ratiff	Howard	172
9	Pierre Bland	Elizabeth City	194
10	Ronnie McAdoo	Old Dominion	216
Second round pick to New York for Mike Glenn 10/24/81. Fourth round pick to New Jersey for Rory Sparrow 8/11/81.			
1981 DRAFT			
1	Al Wood	North Carolina	4
2	Clyde Bradshaw	DePaul	38
3	Durand Macklin	LSU	52
4	Kevin Figaro	SW Louisiana	75
5	Steve Krafscisin	Iowa	98
6	Darryl Warwick	Hampton	121
7	Kevin Vesey	Iona	144
8	Gilbert Salinas	Notre Dame	167
9	Howard Thompkins	Wagner	189
10	Mike Frazier	Georgetown	209
1980 DRAFT			
1	Don Collins	Washington State	18
2	Craig Shelton	Georgetown	28
5	Mike Doyle	South Carolina	110
6	Mike Zagardo	G. Washington	133
7	Charles Hightower	Dillard	156
9	Stan Lamb	Steubenville	195
Third round pick to Utah. Fourth round pick to Los Angeles. Selected ineligible player in eighth and tenth rounds.			
1979 DRAFT			
2	James Bradley	Memphis State	35
2	Larry Wilson	Nicholls State	38
3	Don Marsh	Franklin & Marshall	57
5	Tiny Pinder	N.C. State	101
6	Dwight Williams	Gardner-Webb	121
7	Tim Waterman	St. Bonavent.	141
8	John Goedeke	Maryland (Balt.)	160
9	Cedric Oliver	Hamilton	178
10	Chad Newlson	Drake	196
First round pick to Pacers as compensation for signing of free agent Dan Roundfield.			
1978 DRAFT			
1	Butch Lee	Marquette	10
1	Jack Givens	Kentucky	16
2	Rick Wilson	Louisville	25
3	Steve Grant	Manhattan	54
5	Chris Potter	Holy Cross	98
6	Gerald Glover	Howard	120
7	Jim DeWeese	Gonzaga	141
8	Ed Murphy	Merrimack	160
9	Maurice Robinson	W. Virginia	177
10	Marshall Lester	Florida Southern	192
Fourth round pick to Buffalo.			
1977 DRAFT			
1	Wayne Rollins	Clemson	14
3	Sam Smith	UNLV	48
3	Eddie Johnson	Auburn	49
4	Dave Bormann	Gardner-Webb	70
5	Bill Gordon	UTC	92
6	Calvin Crews	Northwestern	114
7	James Holliman	Arizona State	135
8	Vern Thompson	Brigham Young	155
Second round pick to New York for Tom McMillen.			
1976 DRAFT			
1	Armond Hill	Princeton	9
2	Bob Carrington	Boston College	28
3	Larry Cooke	VPI	46
4	Tom Barker	Hawaii	53
5	Ron Davis	Washington State	70
6	Pete Padgett	Nevada-Reno	88
7	Carl Gerlach	Kansas State	106
8	Doug Terry	Utah	124
9	Bob Kovach	San Diego State	142
10	Mike Dickerson	S. Florida	160
1975 DRAFT			
1	David Thompson	N.C. State	1
1	Marvin Webster	Morgan State	3
2	Bill Willoughby	Morrow (NJ) High	19
4	Monte Towe	N.C. State	57
5	Wilbur Holland	New Orleans	75
6	Danny Williams	Mississippi	93
7	Gus Johnson	Winona State	111
8	Oscar Jackson	Duquesne	129
9	Dave Schlesser	Morningside	146
10	Vic Kelly	Hawaii	162

Rnd.	Player	College	Pick
1974 DRAFT			
1	Tom Henderson	Hawaii	7
1	Mike Sojourner	Utah	10
2	John Drew	Gardner-Webb	25
3	Darrell Elston	North Carolina	43
4	Ed Palubinskas	Louisiana State	61
5	Tyrone Medley	Utah	79
6	Sammy Hervey	So. Methodist	97
7	Greg Lee	UCLA	115
8	Bill Butler	Louisville	133
9	Lon Kruger	Kansas State	151
10	Brendy Lee	Nebraska	168
1973 DRAFT			
1	Dwight Jones	Houston	9
1	John Brown	Missouri	10
2	Tom Inglesby	Villanova	27
3	Ted Manakas	Princeton	36
3	Leonard Gray	Long Beach State	45
4	James Brown	Harvard	62
5	Dave Winfield	Minnesota	79
6	John Williamson	New Mexico State	96
7	Pete Harris	Stephen F. Austin	113
8	Tim Dominey	Valdosta State	130
1972 DRAFT			
2	Steve Bracey	Tulsa	21
4	Reggie Bird	Princeton	55
5	Bob Lackey	Marquette	71
6	Randy Knoll	Marshall	88
7	Billy Pleas	Detroit	105
8	Oscar Evans	Butler	121
9	Larry Strozier	Morehouse	136
10	Jim Clesson	Tulsa	149
11	Charles Allen	Texas Southern	160
12	James Green	Paine College	169
1971 DRAFT			
1	George Trapp	Long Beach State	5
2	Ted McClain	Tennessee State	22
3	Jeff Halliburton	Drake	39
4	Jim Welch	Houston	56
6	Willie Humes	Idaho State	90
7	Mike Jordan	Savannah State	107
8	Jim Smith	Kentucky Wesleyan	124
9	Ernie Fleming	Jacksonville	140
10	Ron Rippicoe	Lipscomb	156
11	Levi Wyatt	Alcorn	172
12	Roger Moore	Columbus	186
13	Ed Jenkins	Michigan Lutheran	198
1970 DRAFT			
1	Pete Maravich	Louisiana State	3
1	John Vallely	UCLA	14
2	Dan Hester	Louisiana State	31
4	Fred Davis	Howard Payne	65
5	Bob Riley	Mt. St. Mary's	82
6	Dave Parker	Windham	99
7	John Shinall	Jackson State	116
8	Herb White	Georgia	133
9	Larry Jackson	Sul Ross	150
11	Dino Meneghin	Italy 182	
1969 DRAFT			
1	Butch Beard	Louisville	10
2	Wally Andrezunas	Creighton	25
4	Billy Hann	Tennessee	53
5	Mike Mitchell	West Texas State	67
6	Guy Mackner	South Dakota	81
7	Bob Bundy	Vanderbilt	95
8	Bob Christian	Grambling	109
9	Pete Gayeska	Massachusetts	123
10	Dick Stewart	Rutgers	137
11	Loran Bracci	SF Valley State	151
12	Dave Jones	LaVerne	164
13	Dick Barton	Riverside	176
14	Mike Dahl	Oglethorpe	185
15	Norm Carmichael	Virginia	193
16	Buddy Cornelius	Jacksonville (Ala.)	199
17	John Tolmie	Navy 205	
18	Cliff Parsons	Air Force	210
19	Grady O'Malley	Manhattan	214
20	Carl Rodwell	California-Riverside	217
1968 DRAFT			
1	Skip Harlicka	South Carolina	13
4	Bob Warren	Vanderbilt	47
5	Rusty Parker	Miami	61
6	Phil Wagner	Georgia Tech	75
7	Oscar Smith	Elizabeth City	89
8	Martin Baietti	Manhattan	103
9	Mack Daughtry	Albany State	117
10	Dwight Waller	Tennessee State	131
11	Henry Watkins	Tennessee State	144
12	Bill Harris	Texas Western	157
12	Frank Standard	South Carolina	169
13	George Hicker	Syracuse	180
14	Bernie Foster	Pasadena	188
15	Terry Allerton	Baldwin-Wallace	196

ALL-TIME ROSTER: 1968 - 2016

YEAR	GP	MINS	FGM	FGA	FG%	FTM	FTA	FT%	OR	DR	TR	AST	PF-D	STL	BS	PTS	PPG
SHAREEF ABDUR-RAHIM				Height: 6' 9"			Weight: 245									California '96	
2001-02	77	2980	598	1297	.461	419	523	.801	198	498	696	239	214-2	98	81	1636	20.5
2002-03	81	3087	566	1183	.478	455	541	.841	175	502	677	242	240-2	87	38	1608	19.9
2003-04	53	1956	383	790	.485	294	334	.880	141	354	495	127	147-1	44	19	1065	20.1
3 Years	211	8023	1547	3270	.473	1168	1398	.835	514	1354	1868	608	601-5	229	138	4309	20.4
DON ADAMS				Height: 6' 7"			Weight: 210									Northwestern '70	
1971-72	70	2030	307	779	.394	204	273	.747	—	—	494	137	259-5	—	—	818	11.7
1972-73	4	76	8	38	.211	7	8	.875	—	—	22	5	11-0	—	—	23	5.8
2 Years	74	2106	315	817	.386	211	281	.751	—	—	516	142	270-5	—	—	841	11.4
DERRICK ALSTON				Height: 6' 11"			Weight: 225									Duquesne '94	
1996-97	2	11	0	5	.000	0	0	—	3	1	4	0	0-0	0	0	0	0.0
GREG "Cadillac" ANDERSON				Height: 6' 10"			Weight: 250									Houston '87	
1994-95	51	622	57	104	.548	34	71	.479	62	126	188	17	103-0	23	29	148	2.9
1997-98	50	398	36	81	.444	16	41	.390	39	79	118	15	85-0	19	10	88	1.8
2 Years	101	1020	93	185	.503	50	112	.446	101	205	306	32	188-0	42	39	236	2.3
KENNY ANDERSON				Height: 6' 1"			Weight: 168									Georgia Tech '91	
2004-05	39	717	81	190	.426	27	37	.730	23	60	83	98	81-1	33	0	195	5.0
PERO ANTIC				Height: 6' 11"			Weight: 265									Macedonia	
2013-14	50	925	123	294	.418	50	66	.758	57	152	209	58	126-0	19	12	352	7.0
2014-15	63	1037	108	296	.365	88	123	.715	58	131	189	49	132-0	18	14	356	5.7
2 Years	113	1962	231	590	.392	138	189	.730	115	283	398	107	258-0	37	26	708	6.3
HILTON ARMSTRONG				Height: 6' 11"			Weight: 235									Connecticut '06	
2010-11	12	76	6	12	.500	2	10	.200	3	14	17	4	9-0	3	5	15	1.3
STACEY AUGMON				Height: 6' 8"			Weight: 205									UNLV '91	
1991-92	82	2505	440	889	.489	213	320	.666	191	229	420	201	161-0	124	27	1094	13.3
1992-93	73	2112	397	792	.501	227	307	.739	141	146	287	170	141-1	91	18	1021	14.0
1993-94	82	2605	439	861	.510	333	436	.764	178	216	394	187	179-0	149	45	1212	14.8
1994-95	76	2362	397	876	.453	252	346	.728	157	211	368	197	163-0	100	47	1053	13.9
1995-96	77	2294	362	738	.491	251	316	.794	137	167	304	137	188-1	106	31	976	12.7
5 Years	390	11878	2035	4166	.488	1276	1725	.740	804	969	1773	892	832-2	570	168	5356	13.7
GUSTAVO AYON				Height: 6' 10"			Weight: 250									Mexico	
2013-14	26	429	52	102	.510	8	20	.400	42	83	125	28	47-0	25	10	112	4.3
JOHN BAGLEY				Height: 6' 0"			Weight: 205									Boston College '83	
1993-94	3	13	0	2	.000	2	2	1.000	0	1	1	3	2-0	0	0	2	0.7
TOM BARKER				Height: 6' 11"			Weight: 230									Hawaii '76	
1976-77	59	1354	182	436	.417	112	164	.683	111	290	401	60	223-11	33	41	476	8.1
DREW BARRY				Height: 6' 5"			Weight: 191									Georgia Tech '96	
1997-98	27	256	18	38	.474	11	13	.846	5	30	35	49	28-0	10	1	56	2.1
1999-00	8	74	6	15	.400	3	3	1.000	0	4	4	16	9-0	0	0	19	2.4
2 Years	35	330	24	53	.453	14	16	.875	5	34	39	65	37-0	10	1	75	2.1
JON BARRY				Height: 6' 4"			Weight: 205									Georgia Tech '92	
1996-97	58	965	100	246	.407	37	46	.804	26	73	99	115	56-0	55	3	285	4.9
2004-05	16	275	31	77	.403	10	13	.769	4	17	21	28	28-0	14	2	83	5.2
2 Years	74	1240	131	323	.406	47	59	.800	30	90	120	143	84-0	69	5	368	5.0
ESTEBAN BATISTA				Height: 6' 10"			Weight: 270									Uruguay	
2005-06	57	495	34	80	.425	33	53	.623	61	83	144	7	111-2	15	11	101	1.8
2006-07	13	81	8	16	.500	4	7	.571	7	23	30	4	13-0	3	0	20	1.5
2 Years	70	576	42	96	.438	37	60	.617	68	106	174	11	124-2	18	11	121	1.7
JOHN BATTLE				Height: 6' 2"			Weight: 175									Rutgers '85	
1985-86	64	639	101	222	.455	75	103	.728	12	50	62	74	80-0	23	3	277	4.3
1986-87	64	804	144	315	.457	93	126	.738	16	44	50	124	76-0	29	5	381	6.0
1987-88	67	1227	278	613	.454	141	188	.750	26	87	113	158	84-0	31	5	713	10.6
1988-89	82	1672	287	628	.457	194	238	.815	30	110	140	197	125-0	42	9	779	9.5
1989-90	60	1477	275	544	.506	102	135	.756	27	72	99	154	115-0	28	3	654	10.9
1990-91	79	1863	397	862	.461	270	316	.854	34	125	159	217	145-0	45	6	1078	13.6
6 Years	416	7682	1482	3184	.465	875	1106	.791	145	488	633	924	625-0	198	31	3882	9.3
SERGEI BAZAREVICH				Height: 6' 2"			Weight: 168									Russian National Team	
1994-95	10	74	11	22	.500	1	6	.167	1	6	7	14	10-0	1	1	30	3.0
ALFRED "Butch" BEARD				Height: 6' 3"			Weight: 185									Louisville '69	
1969-70	72	941	183	392	.467	135	163	.828	—	—	140	121	124-0	—	—	501	7.0
ZELMO "Big Z" BEATY				Height: 6' 9"			Weight: 235									Prairie View '62	
1968-69	72	2578	588	1251	.470	370	506	.731	—	—	798	131	272-7	—	—	1546	21.5
RON BEHAGEN				Height: 6' 9"			Weight: 235									Minnesota '73	
1977-78	26	571	117	249	.470	51	70	.729	53	120	173	34	97-3	30	12	285	11.0
WALT "Big Bells" BELLAMY				Height: 6' 11"			Weight: 245									Indiana '61	
1969-70	23	855	141	287	.491	75	124	.605	—	—	310	88	97-2	—	—	357	15.5
1970-71	82	2908	433	879	.493	336	556	.604	—	—	1060	230	271-4	—	—	1202	14.7
1971-72	82	3187	593	1089	.545	340	581	.585	—	—	1049	262	255-2	—	—	1526	18.6
1972-73	74	2802	455	901	.505	283	526	.538	—	—	964	179	244-1	—	—	1193	16.1
1973-74	77	2440	389	801	.486	233	383	.608	264	476	740	189	232-2	52	48	1011	13.1
5 Years	338	12192	2011	3957	.508	1267	2170	.584	264	476	4123	948	1099-11	52	48	5289	15.7
COREY BENJAMIN				Height: 6' 6"			Weight: 200									Oregon State '98	
2002-03	9	152	13	43	.302	12	16	.750	10	21	31	10	20-0	1	2	40	4.4
MIKE BIBBY				Height: 6' 2"			Weight: 195									Arizona	
2007-08	15	1097	170	411	.414	23	31	.742	11	45	56	75	34-0	35	2	667	14.2
2008-09	79	2740	437	1005	.435	135	171	.789	38	240	278	392	145-0	98	11	1176	14.9
2009-10	80	2195	268	644	.416	68	79	.861	20	164	184	310	157-0	67	3	730	9.1
2010-11	56	1674	192	441	.435	29	46	.630	15	128	143	202	125-0	38	6	526	9.4
4 Years	230	7706	1067	2501	.427	255	327	.780	84	577	661	979	461-0	238	22	3099	13.5
MOOKIE BLAYLOCK				Height: 6' 1"			Weight: 185									Oklahoma '89	
1992-93	80	2820	414	964	.429	123	169	.728	89	191	280	671	156-0	203	23	1069	13.4
1993-94	81	2915	444	1079	.411	116	159	.730	117	307	424	789	144-0	212	44	1118	13.8
1994-95	80	3069	509	1198	.425	156	214	.729	117	276	393	616	164-3	200	26	1373	17.2
1995-96	81	2893	455	1123	.405	127	170	.747	110	222	332	478	151-1	212	17	1268	15.7
1996-97	78	3056	501	1159	.432	131	174	.753	114	299	413	463	141-0	212	20	1354	17.4
1997-98	70	2700	368	938	.392	95	134	.709	81	260	341	469	122-0	183	21	921	13.2
1998-99	48	1763	247	651	.379	69	91	.758	45	179	224	278	61-0	99	9	640	13.3
7 Years	518	19216	2938	7112	.413	817	1111	.735	673	1734	2407	3764	939-4	1321	160	7743	14.9
CAL BOWDLER				Height: 6' 10"			Weight: 245									Old Dominion '99	
1999-00	46	423	49	115	.426	24	38	.632	22	63	85	14	46-1	14	9	122	2.7
2000-01	44	375	53	114	.465	33	40	.825	30	47	77	4	45-0	10	21	140	3.2
2001-02	52	585	61	174	.351	39	47	.830	38	72	110	11	64-1	18	15	162	3.1
3 Years	142	1383	163	403	.404	96	125	.768	90	182	272	29	155-2	42	45	424	3.0
IRA BOWMAN				Height: 6' 5"			Weight: 195									Pennsylvania '96	
2000-01	3	19	0	2	.000	0	0	—	1	1	2	7	0-0	0	0	0	0.0

ALL-TIME ROSTER: 1968 - 2016, CONT.

YEAR	GP	MINS	FGM	FGA	FG%	FTM	FTA	FT%	OR	DR	TR	AST	PF-D	STL	BS	PTS	PPG
DONNIE BOYCE				Height: 6' 5"			Weight: 196									Colorado '95	
1995-96	8	41	9	23	.391	2	4	.500	5	5	10	3	2-0	3	1	24	3.0
1996-97	22	154	21	63	.333	11	22	.500	7	8	15	13	17-0	10	4	55	2.5
2 Years	30	195	30	86	.349	13	26	.500	12	13	25	16	19-0	13	5	79	2.6
CEDRIC BOZEMAN				Height: 6' 6"			Weight: 207									UCLA '06	
2006-07	23	199	11	39	.282	2	6	.333	3	20	23	9	32-0	5	2	26	1.1
STEVE BRACEY				Height: 6' 1"			Weight: 175									Tulsa '72	
1972-73	70	1050	192	395	.486	73	110	.664	—	—	10	125	125-0	—	—	457	6.5
1973-74	75	1463	241	520	.463	69	96	.719	26	120	146	231	157-0	60	5	551	7.3
2 Years	145	2513	433	915	.473	142	206	.689	26	120	253	356	282-0	60	5	1008	7.0
DUDLEY BRADLEY				Height: 6' 6"			Weight: 195									North Carolina '79	
1988-89	38	267	86	28	.326	8	16	.500	7	25	32	24	41-0	16	2	72	1.9
MICHAEL BRADLEY				Height: 6' 10"			Weight: 225									Villanova '01	
2003-04	11	60	6	12	.500	0	0	—	5	7	12	0	8-0	2	0	12	1.1
CLYDE BRADSHAW				Height: 6' 0"			Weight: 170									DePaul '81	
1981-82	—on active roster for five games from 10/21/81 to 11/10/81 but saw no action—																
ELTON BRAND				Height: 6' 9"			Weight: 254									Duke '99	
2013-14	73	1414	179	332	.539	61	94	.649	97	264	361	74	192-0	40	88	419	5.7
2014-15	36	486	42	95	.442	12	23	.522	28	72	100	22	54-0	17	25	96	2.7
2 Years	109	1900	221	427	.518	73	117	.190	125	336	461	96	246-0	57	113	515	4.7
RANDY BREUER				Height: 7' 3"			Weight: 258									Minnesota '83	
1992-93	12	107	15	31	.484	2	5	.400	10	18	28	6	12-0	2	3	32	2.7
BILL BRIDGES				Height: 6' 6"			Weight: 235									Kansas '61	
1968-69	80	2930	351	775	.453	239	353	.677	—	—	1132	298	290-3	—	—	941	11.8
1969-70	82	3269	443	932	.475	331	451	.734	—	—	1181	345	292-6	—	—	1217	14.8
1970-71	82	3140	382	834	.458	211	330	.639	—	—	1233	230	317-7	—	—	975	11.9
1971-72	14	546	51	134	.381	31	44	.705	—	—	190	40	50-1	—	—	133	9.5
4 Years	258	9885	1227	2675	.459	812	1178	.689	—	—	3736	923	949-17	—	—	3266	12.7
CHUCKY BROWN				Height: 6' 8"			Weight: 215									North Carolina State '89	
1997-98	77	1202	161	372	.433	63	87	.724	57	126	183	55	100-0	23	13	387	5.0
JOHN BROWN				Height: 6' 7"			Weight: 220									Missouri '73	
1973-74	77	1715	277	632	.438	163	217	.751	177	264	441	114	239-10	29	16	717	9.3
1974-75	73	1986	315	684	.461	185	250	.740	180	254	434	133	228-7	54	15	815	11.2
1975-76	75	1758	215	486	.442	162	209	.775	146	257	403	126	235-7	45	16	592	7.9
1976-77	77	1405	160	350	.457	121	150	.807	75	161	236	103	217-7	46	7	441	5.7
1977-78	75	1594	192	405	.474	165	200	.825	137	166	303	105	280-18	55	8	549	7.3
1979-80	28	361	37	98	.378	34	44	.773	21	41	62	14	66-0	3	4	108	3.9
6 Years	405	8819	1196	2655	.451	830	1070	.776	736	1143	1879	595	1265-49	232	66	3222	8.0
RICKEY BROWN				Height: 6' 10"			Weight: 235									Mississippi St. '80	
1982-83	26	305	49	104	.471	25	40	.625	35	53	88	9	46-1	5	5	123	4.7
1983-84	68	785	94	201	.468	48	65	.738	67	114	181	29	161-4	18	23	236	3.5
1984-85	69	814	78	192	.406	39	68	.574	76	147	223	25	117-0	19	22	195	2.8
3 Years	163	1904	221	497	.445	112	173	.647	178	314	492	63	324-5	42	50	554	3.4
MATT BULLARD				Height: 6' 10"			Weight: 235									Iowa '90	
1995-96	46	460	66	162	.407	16	20	.800	18	42	60	18	50-0	17	10	174	3.8
TOM BURLESON				Height: 7' 3"			Weight: 256									North Carolina State '74	
1980-81	31	363	41	99	.414	20	41	.488	44	50	94	12	73-2	7	19	102	3.3
WILLIE BURTON				Height: 6' 8"			Weight: 219									Minnesota '90	
1996-97	24	380	39	116	.336	57	68	.838	11	30	41	11	55-0	8	3	148	6.2
JOE "Pogo" CALDWELL				Height: 6' 5"			Weight: 210									Arizona St. '64	
1968-69	81	2720	561	1106	.507	159	296	.537	—	—	303	320	23-1	—	—	1281	15.8
1969-70	82	2857	674	1329	.507	379	551	.688	—	—	407	287	255-3	—	—	1727	21.1
2 Years	163	5577	1235	2435	.507	538	847	.635	—	—	710	607	486-4	—	—	3008	18.5
ANTOINE CARR				Height: 6' 9"			Weight: 235									Wichita State '83	
1984-85	62	1195	198	375	.528	101	128	.789	79	153	232	80	219-4	29	78	499	8.0
1985-86	17	258	49	93	.527	18	27	.667	16	36	52	14	51-1	7	15	116	6.8
1986-87	65	695	134	265	.506	73	103	.709	60	96	156	34	146-1	14	48	342	5.3
1987-88	80	1483	281	517	.544	142	182	.780	94	195	289	103	272-7	38	83	705	8.8
1988-89	78	1488	226	471	.480	130	152	.855	106	168	274	91	221-0	31	62	582	7.5
1989-90	44	803	128	248	.516	79	102	.775	50	99	149	53	128-4	15	34	335	7.6
6 Years	346	5922	1016	1969	.516	543	694	.782	405	747	1152	375	1037-17	134	320	2579	7.5
DEMARRE CARROLL				Height: 6' 8"			Weight: 212									Missouri '09	
2013-14	73	2341	302	642	.470	109	141	.773	107	296	403	134	119-2	108	21	810	11.1
2014-15	70	2189	318	653	.487	127	181	.702	99	273	372	118	154-1	84	17	883	12.6
2 Years	143	4530	620	1295	.479	236	322	.733	206	569	775	252	273-3	192	38	1693	11.8
JERRY CHAMBERS				Height: 6' 5"			Weight: 185									Utah '66	
1970-71	65	1168	237	526	.451	106	134	.791	—	—	245	61	119-0	—	—	580	8.9
LEN CHAPPELL				Height: 6' 8"			Weight: 240									Wake Forest '62	
1970-71	42	451	71	161	.441	60	74	.811	—	—	133	16	63-2	—	—	202	4.8
KEN CHARLES				Height: 6' 3"			Weight: 185									Fordham '73	
1976-77	82	2487	354	855	.414	205	256	.801	41	127	168	295	240-4	141	45	913	11.1
1977-78	21	520	73	184	.397	42	50	.840	6	18	24	82	53-0	25	5	188	9.0
2 Years	103	3007	427	1039	.411	247	306	.807	47	145	192	377	293-4	166	50	1101	10.7
LORENZO CHARLES				Height: 6'7"			Weight: 255									North Carolina State '85	
1985-86	36	273	49	88	.557	24	36	.667	13	26	39	8	37-0	2	6	122	3.4
MAURICE CHEEKS				Height: 6' 1"			Weight: 180									West Texas University '78	
1991-92	56	1086	115	249	.462	26	43	.605	29	66	95	185	73-0	83	0	259	4.6
JOSH CHILDRESS				Height: 6' 8"			Weight: 210									Stanford '04	
2004-05	80	2376	302	642	.470	190	231	.823	195	287	482	151	184-1	74	35	807	10.1
2005-06	74	2249	278	504	.552	154	201	.766	134	253	387	131	184-1	86	39	742	10.1
2006-07	55	2024	261	518	.504	167	210	.795	123	217	340	127	118-0	58	36	715	13.0
2007-08	76	2273	327	573	.571	222	275	.807	174	199	373	117	129-1	71	43	898	11.8
4 Years	285	8923	1168	2237	.522	733	917	.799	626	956	1582	526	615-3	289	153	3162	11.1
BOB CHRISTIAN				Height: 7' 0"			Weight: 265									Grambling '69	
1970-71	54	524	55	127	.433	40	64	.625	—	—	177	30	118-0	—	—	150	2.8
1971-72	56	485	66	142	.465	44	61	.721	—	—	181	28	77-0	—	—	176	3.1
1972-73	55	759	85	155	.548	60	79	.759	—	—	305	47	111-2	—	—	230	4.2
3 Years	165	1768	206	424	.486	144	204	.706	—	—	663	105	306-2	—	—	556	3.4
CRAIG CLAXTON				Height: 5' 11"			Weight: 170									Hofstra '00	
2006-07	42	1054	91	278	.327	33	60	.550	12	69	81	185	131-3	72	4	221	5.2
2008-09	2	15	2	7	.286	1	2	.500	0	0	0	3	1-0	0	0	5	2.5
2 Years	44	1069	93	285	.326	34	62	.548	12	69	81	188	132-3	72	4	226	5.1
BIMBO COLES				Height: 6' 2"			Weight: 182									Virginia Tech '90	
1999-00	80	1924	276	607	.455	85	104	.817	30	142	172	290	178-1	58	11	645	8.1
JASON COLLIER				Height: 7' 0"			Weight: 260									Georgia Tech '00	
2003-04	20	545	79	165	.447	67	85	.788	36	75	111	17	71-3	11	11	226	11.3
2004-05	70	942	174	376	.463	48	71	.676	84	100	184	18	147-1	15	13	402	5.7
2 Years	90	1487	253	541	.468	115	156	.737	120	175	295	35	218-4	26	24	628	7.0

Hawks.com /Hawks @ATLHawks

ALL-TIME ROSTER: 1968 - 2016, CONT.

YEAR	GP	MINS	FGM	FGA	FG%	FTM	FTA	FT%	OR	DR	TR	AST	PF-D	STL	BS	PTS	PPG
ART COLLINS				Height: 6' 4"			Weight: 200									Biscayne '76	
1980-81	29	395	35	99	.354	24	36	.667	19	22	41	25	35-0	11	1	94	3.2
DON COLLINS				Height: 6' 6"			Weight: 190									Washington St. '80	
1980-81	47	1184	230	530	.434	137	162	.846	96	91	187	115	166-5	69	11	597	12.7
JASON COLLINS				Height: 7' 0"			Weight: 255									Stanford '01	
2009-10	24	115	8	23	.348	0	2	.000	5	9	14	4	21-0	3	2	16	0.7
2010-11	49	593	34	71	.479	27	41	.659	30	72	102	22	97-1	9	9	96	2.0
2011-12	30	308	16	40	.400	7	15	.467	12	36	48	10	34-0	4	3	39	1.3
3 Years	103	1016	58	134	.433	34	58	.586	47	117	164	36	152-1	16	14	151	1.5
SEAN COLSON				Height: 6' 0"			Weight: 175									UNC-Charlotte '98	
2000-01	3	14	0	5	.000	0	0	—	0	3	3	3	0-0	0	0	0	0.0
TYRONE CORBIN				Height: 6' 6"			Weight: 235									DePaul '85	
1994-95	81	1389	205	464	.442	78	114	.684	98	164	262	67	161-1	55	16	502	6.2
1996-97	70	2305	253	600	.422	86	108	.796	76	218	294	124	176-1	90	7	666	9.5
1997-98	79	2699	328	747	.439	101	128	.789	78	284	362	173	197-1	105	7	806	10.2
1998-99	47	1066	131	334	.392	52	80	.650	37	108	145	43	74-0	31	7	352	7.5
4 Years	277	7459	917	2145	.428	317	430	.737	289	774	1063	407	608-3	281	37	2326	8.4
CHRIS CRAWFORD				Height: 6' 9"			Weight: 235									Marquette '97	
1997-98	40	256	46	110	.418	57	68	.838	20	21	41	9	27-0	12	7	150	3.8
1998-99	42	784	110	255	.431	57	70	.814	37	53	90	24	106-1	10	13	288	6.9
1999-00	55	668	91	229	.397	63	81	.778	51	48	99	33	83-1	17	16	252	4.6
2000-01	47	901	122	270	.452	68	83	.819	28	82	110	37	117-3	21	16	318	6.8
2001-02	7	131	21	45	.467	11	15	.733	9	16	25	5	21-1	2	5	53	7.6
2002-03	5	38	8	13	.615	7	8	.875	3	4	7	1	7-0	2	3	24	4.8
2003-04	56	1207	211	471	.448	103	119	.866	58	117	175	45	131-4	37	20	569	10.2
2004-05	DNP - Injured																
8 Years	252	3985	609	1393	.437	366	444	.824	206	341	547	154	492-10	101	80	1654	6.6
JAMAL CRAWFORD				Height: 6' 5"			Weight: 200									Michigan '00	
2009-10	79	2460	496	1105	.449	270	315	.857	34	167	201	238	132-0	61	12	1425	18.0
2010-11	76	2297	368	874	.421	222	260	.854	22	108	130	241	97-0	57	14	1077	14.2
2 Years	155	4757	864	1979	.437	492	575	.856	56	275	331	479	229-0	118	26	2502	16.1
JORDAN CRAWFORD				Height: 6' 4"			Weight: 195									Xavier	
2010-11	16	160	27	77	.351	4	6	.667	9	19	28	15	13-0	3	0	67	4.2
JIM CREIGHTON				Height: 6' 8"			Weight: 200									Colorado '72	
1975-76	32	172	12	43	.279	7	16	.438	13	32	45	4	23-0	2	9	31	1.0
CHARLIE CRISS				Height: 5' 8"			Weight: 165									New Mexico St. '70	
1977-78	77	1935	319	751	.425	236	296	.797	24	97	121	294	143-0	108	5	874	11.4
1978-79	54	879	109	289	.377	67	86	.779	19	41	60	138	70-0	41	3	285	5.3
1979-80	81	1794	249	578	.431	172	212	.811	27	89	116	246	133-0	74	4	671	8.3
1980-81	66	1708	220	485	.454	185	214	.865	26	74	100	283	87-0	61	3	626	9.5
1981-82	27	552	84	210	.400	65	73	.890	6	32	38	75	40-0	23	2	235	8.7
1983-84	9	108	9	22	.409	5	5	1.000	3	8	11	21	4-0	3	0	23	2.6
1984-85	4	115	7	17	.412	4	6	.667	2	12	14	22	5-0	3	0	18	4.5
7 Years	318	7091	997	2352	.424	734	892	.823	107	353	460	1079	482-0	313	17	2732	8.6
JARED CUNNINGHAM				Height: 6' 4"			Weight: 195									Oregon St. '12	
2013-14	5	22	1	2	.500	0	2	.000	0	1	1	3	3-0	0	0	2	0.4
ERICK DAMPIER				Height: 6' 11"			Weight: 265									Mississippi St. '96	
2011-12	15	83	1	8	.125	0	0	.000	10	15	25	4	9-0	1	4	2	0.1
LLOYD DANIELS				Height: 6' 7"			Weight: 205									Mt. San Antonio (CA) '87	
1997-98	—on active roster for zero games from 2/15/04 to 2/18/04 (saw no action) —																
JIM DAVIS				Height: 6' 9"			Weight: 224									Colorado '64	
1968-69	78	1367	265	568	.467	154	231	.667	—	—	529	97	239-6	—	—	684	8.8
1969-70	82	2623	438	943	.464	240	318	.755	—	—	796	238	355-5	—	—	1116	13.6
1970-71	82	1864	241	503	.479	195	288	.677	—	—	546	108	253-5	—	—	677	8.3
1971-72	11	119	8	33	.242	10	18	.556	—	—	36	8	14-0	—	—	26	2.4
4 Years	253	5973	952	2047	.465	599	855	.701	—	—	1907	451	841-16	—	—	2503	9.9
EMANUAL DAVIS				Height: 6' 5"			Weight: 195									Delaware St. '91	
2001-02	28	774	70	198	.354	16	18	.889	19	55	74	68	68-0	27	5	185	6.6
2002-03	24	340	32	88	.364	17	22	.773	5	38	43	36	28-0	12	2	88	3.7
2 Years	52	1114	102	286	.357	33	40	.825	24	93	117	104	96-0	39	7	273	5.3
JOHNNY DAVIS				Height: 6' 2"			Weight: 180									Dayton '77	
1982-83	53	1465	258	567	.455	164	206	.796	37	91	128	315	100-0	43	7	685	12.9
1983-84	75	2079	354	800	.443	217	256	.848	53	86	139	326	146-0	62	6	925	12.3
1985-86	27	402	46	107	.430	51	59	.864	2	17	19	112	32-0	13	0	144	5.3
3 Years	155	3946	658	1474	.446	432	521	.829	92	194	286	753	278-0	118	13	1754	11.3
JOSH DAVIS				Height: 6' 8"			Weight: 240									Wyoming '02	
2003-04	4	23	2	5	.400	1	1	1.000	1	4	5	0	3-0	0	0	5	1.3
RON DAVIS				Height: 6' 6"			Weight: 195									Washington St. '76	
1976-77	7	67	8	35	.229	4	13	.308	2	5	7	2	9-0	7	0	20	2.9
AUSTIN DAYE				Height: 6' 11"			Weight: 220									Gonzaga '09	
2014-15	8	76	10	26	.385	1	2	.500	4	10	14	8	9-0	4	2	26	3.3
TONY DELK				Height: 6' 2"			Weight: 189									Kentucky '96	
2004-05	56	1340	246	591	.416	103	136	.757	28	102	130	104	123-3	47	3	667	11.9
2005-06	1	7	0	1	.000	2	2	1.000	1	1	2	0	0-0	0	0	2	2.0
2 Years	57	1347	246	592	.416	103	136	.757	29	103	132	104	123-3	47	3	669	11.7
RANDY DENTON				Height: 6' 10"			Weight: 245									Duke '71	
1976-77	45	700	103	256	.402	33	47	.702	81	137	218	33	100-1	14	16	239	5.3
BORIS DIAW				Height: 6' 8"			Weight: 215									France	
2003-04	76	1919	140	313	.447	56	93	.602	111	231	342	182	191-2	59	37	342	4.5
2004-05	66	1201	124	294	.422	57	77	.740	54	116	170	149	123-0	37	18	314	4.8
2 Years	142	3120	264	607	.435	113	170	.665	165	347	512	331	314-2	96	55	656	4.6
DAN DICKAU				Height: 6' 0"			Weight: 190									Gonzaga '02	
2002-03	50	515	70	170	.412	21	26	.808	9	34	43	85	66-0	14	2	183	3.7
2003-04	23	143	21	49	.429	4	6	.667	4	12	16	18	22-0	9	0	49	2.1
2 Years	73	658	91	219	.416	25	32	.781	13	46	59	103	88-0	23	2	232	3.2
HENRY DICKERSON				Height: 6' 4"			Weight: 190									Morris Harvey '73	
1976-77	6	63	6	12	.500	5	8	.625	0	2	2	11	13-0	1	0	17	2.8
MICHAEL DOLEAC				Height: 6' 11"			Weight: 262									Utah '98	
2003-04	—on active roster for zero games from 2/15/04 to 2/18/04 (saw no action) —																
JOHN DREW				Height: 6' 6"			Weight: 205									Gardner-Webb '76	
1974-75	78	2289	527	1230	.428	388	544	.713	357	479	836	138	274-4	119	39	1442	18.5
1975-76	77	2351	586	1168	.502	488	656	.744	286	374	660	150	261-11	138	30	1660	21.6
1976-77	74	2688	689	1416	.487	412	577	.714	280	395	675	133	275-9	102	29	1790	24.2
1977-78	70	2203	593	1236	.480	437	575	.760	213	298	511	141	247-8	119	27	1623	23.2
1978-79	79	2410	650	1375	.473	495	677	.731	225	297	522	119	332-19	128	16	1795	22.7
1979-80	80	2306	535	1182	.453	489	646	.757	203	268	471	101	313-10	91	23	1559	19.5
1980-81	67	2075	500	1096	.456	454	577	.787	145	238	383	79	264-9	98	15	1454	21.7
1981-82	70	2040	465	957	.486	364	491	.741	169	206	375	96	250-6	64	3	1298	18.5
8 Years	595	18362	4545	9660	.471	3527	4743	.744	1878	2555	4433	957	2216-76	859	182	12621	21.2

ALL-TIME ROSTER: 1968 - 2016, CONT.

YEAR	GP	MINS	FGM	FGA	FG%	FTM	FTA	FT%	OR	DR	TR	AST	PF-D	STL	BS	PTS	PPG
PEJA DROBNJAK				Height: 6' 11"			Weight: 270									Serbia-Montenegro	
2004-05	71	1435	238	543	.438	96	120	.800	73	165	238	49	138-0	42	24	597	8.4
DENNIS DUVAL				Height: 6' 3"			Weight: 175									Syracuse '74	
1975-76	13	130	15	43	.349	6	9	.667	1	7	8	20	15-0	6	2	36	2.8
JERRY EAVES				Height: 6' 4"			Weight: 185									Louisville '82	
1984-85	3	37	3	6	.500	5	6	.833	0	0	0	4	6-0	0	0	11	3.7
JARELL EDDIE				Height: 6' 7"			Weight: 220									Virginia Tech '14	
2003-04	—on active roster for five games from 3/5/15 to 3/14/15 but saw no action—																
KEITH EDMONSON				Height: 6' 5"			Weight: 203									Purdue '82	
1982-83	32	309	48	139	.345	16	27	.593	20	19	39	22	41-0	11	6	112	3.5
DOUG EDWARDS				Height: 6' 7"			Weight: 235									Florida St. '93	
1993-94	16	107	17	49	.347	9	16	.563	7	11	18	8	9-0	2	5	43	2.7
1994-95	38	212	22	48	.458	23	32	.719	19	29	48	13	30-0	6	4	67	1.8
2 Years	54	319	39	97	.402	32	48	.667	26	40	66	21	39-0	8	9	110	2.0
JOHN EDWARDS				Height: 7' 0"			Weight: 275									Kent State '04	
2005-06	40	296	31	64	.484	8	11	.727	18	30	48	5	76-1	3	15	70	1.8
CRAIG EHLO				Height: 6' 7"			Weight: 205									Washington St. '83	
1993-94	82	2147	316	708	.446	112	154	.727	71	208	279	273	161-0	136	26	821	10.0
1994-95	49	1166	191	422	.453	44	71	.620	55	92	147	113	86-0	46	6	477	9.7
1995-96	79	1758	253	591	.428	81	103	.786	65	191	256	138	138-0	85	9	669	8.5
3 Years	210	5071	760	1721	.442	237	328	.723	191	491	682	524	385-0	267	41	1967	9.4
OBINNA EKEZIE				Height: 6' 9"			Weight: 270									Maryland '99	
2004-05	42	732	79	182	.434	72	93	.774	69	110	179	11	129-2	22	12	230	5.5
LAPHONSO ELLIS				Height: 6' 8"			Weight: 240									Notre Dame '92	
1998-99	20	539	80	190	.421	43	61	.705	25	84	109	18	48-1	8	7	204	10.2
1999-00	58	1309	209	464	.450	66	95	.695	98	192	290	59	134-1	32	25	487	8.4
2 Years	78	1848	289	654	.442	109	156	.699	123	276	399	77	182-2	40	32	691	8.9
MAURICE EVANS				Height: 6' 5"			Weight: 222									Texas	
2008-09	80	1840	208	482	.432	60	73	.822	88	155	243	54	163-1	50	10	574	7.2
2009-10	79	1317	175	393	.445	46	61	.754	59	95	154	48	125-0	34	17	453	5.7
2010-11	47	837	79	201	.393	24	28	.857	23	61	84	30	74-0	16	5	210	4.5
3 Years	206	3994	462	1076	.429	130	162	.802	170	311	481	132	362-0	100	32	1237	6.0
DUANE FERRELL				Height: 6' 7"			Weight: 215									Georgia Tech '88	
1988-89	41	231	35	83	.422	30	44	.682	19	22	41	10	33-0	7	6	100	2.4
1989-90	14	29	5	14	.357	2	6	.333	3	4	7	2	3-0	1	0	12	0.9
1990-91	78	1165	171	356	.480	125	156	.801	97	82	179	55	151-3	33	27	475	6.1
1991-92	66	1598	331	632	.524	166	218	.761	105	105	210	92	134-0	49	17	839	12.7
1992-93	82	1736	327	696	.470	176	226	.779	97	94	191	132	160-1	59	17	839	10.2
1993-94	72	1155	184	379	.485	1441	184	.783	62	67	129	65	85-0	44	16	513	7.1
6 Years	353	5914	1053	2160	.488	643	834	.771	383	374	757	356	566-4	193	83	2778	7.9
GREG FOSTER				Height: 6' 11"			Weight: 240									UTEP '90	
1992-93	33	205	44	95	.463	13	18	.722	24	32	56	10	41-0	3	9	101	3.1
MATT FREIJE				Height: 6' 10"			Weight: 240									Vanderbilt '04	
2006-07	19	147	16	54	.296	5	6	.833	8	16	24	7	13-0	3	1	40	2.1
HIRAM FULLER				Height: 6' 9"			Weight: 240									Fresno State '03	
2003-04	4	43	3	8	.375	2	6	.333	4	7	11	2	5-0	0	1	8	2.0
TERRY FURLOW				Height: 6' 4"			Weight: 190									Michigan St. '76	
1978-79	29	576	113	235	.481	60	70	.857	32	39	71	81	42-0	18	13	286	9.9
1979-80	21	404	66	161	.410	44	51	.863	23	19	42	72	19-0	19	9	177	8.4
2 Years	50	980	179	396	.452	104	121	.859	55	58	113	153	61-0	37	22	463	9.3
THOMAS GARDNER				Height: 6' 5"			Weight: 225									Missouri '06	
2008-09	16	98	9	36	.250	2	4	.500	0	7	7	2	4-0	4	1	24	1.5
HERM GILLIAM				Height: 6' 3"			Weight: 190									Purdue '69	
1971-72	82	2337	345	774	.446	145	173	.838	—	—	335	377	232-3	—	—	835	10.2
1972-73	76	2741	471	1007	.468	123	150	.820	—	—	399	482	257-8	—	—	1065	14.0
1973-74	62	2003	384	846	.454	106	134	.791	61	206	267	355	190-5	134	18	874	14.1
1974-75	60	1393	314	736	.427	94	113	.832	76	128	204	170	124-1	77	13	722	12.0
4 Years	280	8474	1514	3363	.450	468	570	.821	137	334	1205	1384	803-17	211	31	3496	12.5
JACK "Goose" GIVENS				Height: 6' 5"			Weight: 205									Kentucky '78	
1978-79	74	1347	234	564	.415	102	135	.756	98	116	214	83	121-0	72	17	570	7.7
1979-80	82	1254	182	473	.385	106	128	.828	114	128	242	59	132-1	51	19	470	5.7
2 Years	156	2601	416	1037	.401	208	263	.791	212	244	456	142	253-1	123	36	1040	6.7
MIKE "Stinger" GLENN				Height: 6' 3"			Weight: 185									S. Illinois '77	
1981-82	49	833	158	291	.543	59	67	.881	5	56	61	87	80-0	26	3	376	7.7
1982-83	73	1124	230	444	.518	74	89	.831	16	74	90	125	132-0	30	9	534	7.3
1983-84	81	1503	312	554	.563	56	70	.800	17	87	104	171	146-1	46	5	681	8.4
1984-85	60	1126	228	388	.588	62	76	.816	20	61	81	122	74-0	27	0	518	8.6
4 Years	263	4586	928	1677	.553	251	302	.831	58	278	336	505	432-1	129	17	2109	8.0
DION GLOVER				Height: 6' 5"			Weight: 225									Georgia Tech '99	
1999-00	30	446	66	171	.386	51	70	.729	15	23	38	27	28-0	15	4	195	6.5
2000-01	57	929	141	336	.420	47	69	.681	39	92	131	69	92-1	49	10	338	5.9
2001-02	55	1156	192	456	.421	78	103	.757	36	133	169	84	89-1	45	14	492	8.9
2002-03	76	1890	277	648	.427	127	162	.784	62	220	282	141	146-0	71	15	737	9.7
2003-04	55	1465	205	524	.391	110	142	.775	54	183	237	115	106-0	40	17	556	10.1
5 Years	273	5886	881	2135	.413	413	546	.756	206	651	857	436	461-2	220	60	2318	8.5
RICKY GRACE				Height: 6' 1"			Weight: 180									Oklahoma '88	
1993-94	3	8	2	3	.667	0	2	.000	0	1	1	1	3-0	0	0	4	1.3
PAUL "Snoop" GRAHAM				Height: 6' 6"			Weight: 200									Ohio '89	
1991-92	78	1718	305	682	.447	126	170	.741	72	159	231	175	193-3	96	21	791	10.1
1992-93	80	1508	256	560	.457	96	131	.733	61	129	190	164	185-0	86	6	650	8.1
1993-94	21	128	21	57	.368	13	17	.765	4	8	12	13	11-0	4	5	58	2.8
3 Years	179	3354	582	1299	.448	235	318	.739	137	296	433	352	389-3	186	32	1499	8.4
RONNIE GRANDISON				Height: 6' 6"			Weight: 220									New Orleans '87	
1995-96	4	19	2	4	.500	0	0	—	1	5	6	1	0-0	0	0	4	1.0
STEWART GRANGER				Height: 6' 3"			Weight: 195									Villanova '83	
1984-85	9	92	6	17	.353	4	8	.500	1	5	6	12	13-0	2	0	16	1.8
ED GRAY				Height: 6' 3"			Weight: 225									California '97	
1997-98	30	472	77	202	.381	55	65	.846	9	36	45	34	73-0	15	11	227	7.6
1998-99	30	337	53	182	.291	28	37	.757	7	21	28	12	30-0	12	1	146	4.9
2 Years	60	809	130	384	.339	83	102	.814	16	57	73	46	103-0	27	12	373	6.2
WILLIE GREEN				Height: 6' 3"			Weight: 201									Detroit Mercy '03	
2011-12	53	922	153	325	.471	48	56	.857	15	65	80	40	74-0	23	6	404	7.6
GARY GREGOR				Height: 6' 7"			Weight: 235									South Carolina '68	
1969-70	81	1603	286	661	.433	88	113	.779	—	—	397	63	159-5	—	—	660	8.1
RICHIE GUERIN				Height: 6' 4"			Weight: 210									Iona '54	
1968-69	27	472	47	111	.423	57	74	.770	—	—	59	99	66-0	—	—	151	5.6
1969-70	8	64	3	11	.273	1	1	1.000	—	—	2	12	9-0	—	—	7	0.9
2 Years	35	536	50	122	.410	58	75	.773	—	—	61	111	75-0	—	—	158	4.5

Hawks.com /Hawks @ATLHawks

ALL-TIME ROSTER: 1968 - 2016, CONT.

YEAR	GP	MINS	FGM	FGA	FG%	FTM	FTA	FT%	OR	DR	TR	AST	PF-D	STL	BS	PTS	PPG
TOM GUGLIOTTA				Height: 6' 10"			Weight: 250									North Carolina State '92	
2004-05	27	748	88	204	.431	29	37	.784	41	107	148	56	81-0	32	13	213	7.9
SHALER HALIMON				Height: 6' 6"			Weight: 220									Utah '68	
1971-72	1	4	0	0	.000	0	0	.000	—	—	0	0	1-0	—	—	0	0.0
JEFF HALLIBURTON				Height: 6' 5"			Weight: 190									Drake '71	
1971-72	37	288	61	133	.459	25	30	.833	—	—	37	20	50-1	—	—	147	4.0
1972-73	24	238	50	116	.431	21	22	.955	—	—	26	28	29-0	—	—	121	5.0
2 Years	61	526	111	249	.446	46	52	.855	—	—	63	48	79-1	—	—	268	4.4
DARVIN HAM				Height: 6' 7"			Weight: 240									Texas Tech '96	
2002-03	75	926	71	159	.447	38	79	.481	73	80	153	38	127-0	16	19	180	2.4
DENNIS HAMILTON				Height: 6' 8"			Weight: 210									Arizona St. '66	
1968-69	25	141	37	67	.552	2	5	.400	—	—	29	8	19-0	—	—	76	3.0
DARRIN HANCOCK				Height: 6' 7"			Weight: 212									Kansas '93	
1996-97	14	86	13	27	.481	8	12	.667	3	10	13	7	6-0	7	1	34	2.4
TRAVIS HANSEN				Height: 6' 6"			Weight: 205									Brigham Young '03	
2003-04	41	507	46	130	.354	22	27	.815	30	40	70	19	67-0	10	9	123	3.0
SKIP HARLICKA				Height: 6' 1"			Weight: 185									South Carolina '68	
1968-69	26	218	41	90	.456	24	31	.774	—	—	16	37	29-0	—	—	106	4.1
AL HARRINGTON				Height: 6' 9"			Weight: 245									St. Patrick's HS (NJ) '98	
2004-05	66	2550	453	986	.459	236	351	.672	145	316	461	208	249-2	85	16	1158	17.5
2005-06	76	2782	551	1220	.452	243	350	.694	132	391	523	238	301-5	85	14	1411	18.6
2 years	142	5332	1004	2206	.455	479	701	.683	277	707	984	446	550-7	170	30	2569	18.1
DEVIN HARRIS				Height: 6' 3"			Weight: 192									Wisconsin '04	
2012-13	58	1421	194	443	.438	112	154	.727	6	110	116	197	103-0	64	13	577	9.9
ANTONIO HARVEY				Height: 6' 11"			Weight: 250									Pfeiffer '93	
2002-03	4	32	2	5	.400	0	0	—	1	5	6	0	7-0	1	4	4	1.0
SCOTT HASTINGS				Height: 6' 10"			Weight: 235									Arkansas '82	
1982-83	10	42	5	16	.313	4	6	.667	5	5	10	2	3-0	1	1	14	1.4
1983-84	68	1135	111	237	.468	82	104	.788	96	174	270	46	220-7	40	36	305	4.5
1984-85	64	825	89	188	.473	63	81	.778	59	100	159	46	135-1	24	23	241	3.8
1985-86	62	650	65	159	.409	60	70	.857	44	80	124	26	118-2	14	8	193	3.1
1986-87	40	256	23	68	.338	23	29	.793	16	54	70	13	35-0	10	7	71	1.8
1987-88	55	403	40	82	.488	25	27	.926	27	70	97	16	67-1	8	10	110	2.0
6 Years	299	3311	333	750	.444	257	317	.811	247	483	730	149	578-11	97	85	934	3.1
STEVE HAWES				Height: 6' 9"			Weight: 220									Washington '72	
1976-77	44	945	147	305	.482	67	88	.761	78	183	261	63	141-4	36	24	361	8.2
1977-78	75	2325	387	854	.453	175	214	.818	180	510	690	190	230-4	78	57	949	12.7
1978-79	81	2205	372	756	.492	108	132	.818	190	401	591	184	264-1	79	47	852	10.5
1979-80	82	1885	304	605	.502	150	182	.824	148	348	496	144	205-4	74	29	761	9.3
1980-81	74	2309	333	637	.523	222	278	.799	165	396	561	168	287-13	73	30	889	12.0
1981-82	49	1317	178	370	.481	96	126	.762	89	231	320	142	156-4	36	34	456	9.3
1982-83	46	860	91	244	.373	46	62	.742	53	175	228	59	110-1	29	73	230	5.0
7 years	461	11846	1812	3771	.481	864	1082	.799	903	2244	3147	950	1393-31	405	294	4498	10.0
CONNIE "The Hawk" HAWKINS				Height: 6' 8"			Weight: 210									Iowa '60	
1975-76	74	1907	237	530	.447	136	191	.712	102	343	445	212	172-2	80	46	610	8.2
WALT HAZZARD				Height: 6' 3"			Weight: 185									UCLA '64	
1968-69	80	2420	345	869	.397	208	294	.707	—	—	266	474	264-6	—	—	898	11.2
1969-70	82	2757	493	1056	.467	267	330	.809	—	—	329	561	264-3	—	—	1253	15.3
1970-71	82	2877	517	1126	.459	315	415	.759	—	—	300	514	276-2	—	—	1349	16.5
3 Years	244	8054	1355	3051	.444	790	1039	.760	—	—	895	1549	804-11	—	—	3500	14.3
ALAN HENDERSON				Height: 6' 9"			Weight: 240									Indiana '95	
1995-96	79	1416	192	434	.442	119	200	.595	164	192	356	51	217-5	44	43	503	6.4
1996-97	30	501	77	162	.475	45	75	.600	47	69	116	23	73-1	21	6	199	6.6
1997-98	69	2000	365	753	.485	253	388	.652	199	243	442	73	175-1	40	36	986	14.3
1998-99	38	1142	187	423	.442	100	149	.671	100	150	250	28	96-1	33	19	474	12.5
1999-00	82	2775	429	930	.461	224	334	.671	265	306	571	77	233-3	81	54	1083	13.2
2000-01	73	1810	298	671	.444	173	271	.638	180	226	406	50	164-2	51	29	769	10.5
2001-02	26	422	59	116	.509	24	45	.533	31	66	97	11	40-0	11	15	143	5.5
2002-03	82	1494	153	327	.468	88	138	.638	156	242	398	41	168-1	33	32	394	4.8
2003-04	6	68	10	21	.476	4	6	.667	11	10	21	2	1-0	1	2	24	4.0
9 Years	485	11628	1770	3837	.461	1030	1606	.641	1154	1503	2657	356	1167-14	317	236	4575	9.4
CEDRIC HENDERSON				Height: 6' 9"			Weight: 215									Georgia '88	
1986-87	6	10	2	5	.400	1	1	1.000	2	1	3	0	1-0	0	0	5	0.8
TOM HENDERSON				Height: 6' 3"			Weight: 190									Hawaii '74	
1974-75	79	2131	367	893	.411	168	241	.697	51	161	212	314	149-0	105	7	902	11.4
1975-76	81	2900	469	1136	.413	216	305	.708	58	207	265	374	195-1	137	10	1154	14.2
1976-77	46	1568	196	453	.433	126	168	.750	18	106	124	386	74-0	79	8	518	11.3
3 Years	206	6599	1032	2482	.416	510	714	.714	127	474	601	1074	418-1	321	25	2574	12.5
STEVE HENSON				Height: 6' 1"			Weight: 180									Kansas State '90	
1992-93	53	719	71	182	.390	34	40	.850	12	43	55	155	85-0	30	1	213	4.0
KEITH HERRON				Height: 6' 6"			Weight: 190									Villanova '78	
1978-79	14	81	14	48	.292	12	13	.923	4	6	10	3	11-0	6	2	40	2.9
ARMOND HILL				Height: 6' 4"			Weight: 190									Princeton '76	
1976-77	81	1825	175	439	.399	139	174	.799	39	104	143	403	245-8	85	6	489	6.0
1977-78	82	2530	304	732	.415	189	223	.848	59	172	231	427	302-15	151	15	797	9.7
1978-79	82	2527	296	682	.434	246	288	.854	41	123	164	480	292-8	102	16	838	10.2
1979-80	79	2092	177	431	.411	124	146	.849	31	107	138	424	261-7	107	8	479	6.1
1980-81	24	624	39	116	.336	42	50	.840	10	41	51	118	60-0	26	3	120	5.0
1983-84	15	181	14	46	.304	17	21	.810	2	8	10	35	30-1	7	0	45	3.0
6 Years	363	9779	1005	2446	.411	757	902	.839	182	555	737	1887	1190-39	478	48	2768	7.6
KIRK HINRICH				Height: 6' 4"			Weight: 190									Kansas '03	
2010-11	24	686	80	185	.432	14	21	.667	7	46	53	78	66-2	19	7	206	8.6
2011-12	48	1237	122	295	.414	25	32	.781	11	90	101	132	100-1	38	11	316	6.6
2015-16	11	76	2	11	.182	0	0	----	1	11	12	14	1-0	2	1	5	0.5
3 Years	83	1999	204	491	.415	39	53	.736	19	147	166	224	167-3	59	19	527	6.3
JUSTIN HOLIDAY				Height: 6' 6"			Weight: 185									Washington '11	
2015-16	26	263	24	73	.329	5	10	.500	4	23	27	11	21-0	13	4	63	2.4
WILBUR HOLLAND				Height: 6' 0"			Weight: 175									New Orleans '75	
1975-76	33	351	85	213	.399	22	34	.647	15	26	41	26	48-0	20	2	192	5.8
AL HORFORD				Height: 6' 10"			Weight: 245									Florida '07	
07-08	81	2540	333	668	.499	155	212	.731	248	537	785	124	267-1	60	76	821	10.1
08-09	67	2242	312	594	.525	149	205	.727	145	479	624	163	190-0	53	95	773	11.5
09-10	81	2845	467	847	.551	213	270	.789	236	563	799	189	225-1	59	91	1148	14.2
10-11	77	2704	513	921	.557	150	188	.798	182	536	718	266	193-0	59	80	1178	15.3
11-12	11	348	57	103	.553	22	30	.733	26	51	77	24	21-1	10	14	136	12.4
12-13	74	2756	576	1060	.543	134	208	.644	195	562	757	240	163-2	78	78	1289	17.4
13-14	29	958	238	420	.567	58	85	.682	66	178	244	76	56-0	27	44	638	18.6
14-15	76	2318	519	965	.538	107	141	.759	131	413	544	244	121-0	68	98	1156	15.2
15-16	82	2631	529	1048	.505	103	129	.798	148	448	596	263	163-0	68	121	1249	15.2
9 Years	578	19342	3544	6626	.535	1091	1468	.743	1377	3767	5144	1589	1399-5	482	697	8288	14.3

ALL-TIME ROSTER: 1968 - 2016, CONT.

YEAR	GP	MINS	FGM	FGA	FG%	FTM	FTA	FT%	OR	DR	TR	AST	PF-D	STL	BS	PTS	PPG
TOM HOVASSE				Height: 6' 8"			Weight: 205									Penn State '89	
1994-95	2	4	0	1	.000	0	1	.000	0	0	0	0	1-0	1	0	0	0.0
LOU "Super Lou" HUDSON				Height: 6' 5"			Weight: 205									Minnesota '66	
1968-69	81	2869	716	1455	.492	338	435	.777	—	—	533	216	248-0	—	—	1770	21.9
1969-70	80	3091	830	1565	.531	371	450	.824	—	—	373	276	225-1	—	—	2031	25.4
1970-71	76	3113	829	1713	.484	381	502	.759	—	—	386	257	186-0	—	—	2039	26.8
1971-72	77	3042	775	1540	.503	349	430	.812	—	—	385	309	225-0	—	—	1899	24.7
1972-73	75	3027	816	1710	.477	397	481	.825	—	—	467	258	197-1	—	—	2029	27.1
1973-74	65	2588	678	1356	.500	295	353	.836	126	224	350	213	205-3	160	29	1651	25.4
1974-75	11	380	97	225	.431	48	57	.842	14	33	47	40	33-1	13	2	242	22.0
1975-76	81	2558	569	1205	.472	237	291	.814	104	196	300	214	241-3	124	17	1375	17.0
1976-77	58	1745	413	905	.456	142	169	.840	48	81	129	155	160-2	67	19	968	16.7
9 Years	604	22413	5723	11673	.490	2558	3168	.808	292	534	2970	1938	1720-11	364	67	14004	23.2
OTHELLO HUNTER				Height: 6' 8"			Weight: 225									Ohio State '08	
2008-09	16	92	11	20	.550	0	5	.000	9	15	24	1	11-0	2	5	22	1.4
2009-10	7	33	4	12	.333	3	4	.750	6	6	12	0	5-0	0	1	11	1.6
2 Years	23	125	15	32	.469	3	9	.333	15	21	36	1	16-0	2	6	33	1.4
TOM INGLESBY				Height: 6' 3"			Weight: 185									Villanova '73	
1973-74	48	398	50	131	.382	29	37	.784	10	34	44	37	43-0	19	4	129	2.7
ROYAL IVEY				Height: 6' 4"			Weight: 215									Texas '04	
2004-05	62	809	85	198	.429	47	67	.701	19	65	84	103	140-1	39	7	220	3.5
2005-06	73	978	116	264	.439	24	33	.727	31	65	96	74	147-1	24	7	260	3.6
2006-07	53	539	64	143	.448	24	35	.686	15	36	51	45	62-0	24	4	157	3.0
3 Years	188	2326	265	605	.438	95	135	.704	65	166	231	222	349-2	87	18	637	3.4
JERMAINE JACKSON				Height: 6' 5"			Weight: 204									Detroit '99	
2002-03	29	273	19	42	.452	17	28	.607	9	23	32	35	27-0	10	3	55	1.9
JIM JACKSON				Height: 6' 6"			Weight: 220									Ohio State '92	
1999-00	79	2767	507	1235	.411	186	212	.877	101	293	394	230	167-0	57	10	1317	16.7
2000-01	17	550	77	217	.355	73	85	.859	17	62	79	50	42-0	19	4	243	14.3
2 Years	96	3317	584	1452	.402	259	297	.872	118	355	473	280	209-0	76	14	1560	16.3
STEPHEN JACKSON				Height: 6' 8"			Weight: 218									Oak Hill Academy	
2003-04	80	2940	536	1261	.425	233	297	.785	97	273	370	244	216-3	142	20	1450	18.1
HENRY JAMES				Height: 6' 8"			Weight: 220									St. Mary's (TX) '88	
1996-97	53	945	125	306	.408	30	36	.833	27	54	81	21	98-1	11	1	356	6.7
JOHN JENKINS				Height: 6' 4"			Weight: 202									Vanderbilt '12	
2012-13	61	902	131	294	.446	59	70	.843	17	77	94	56	37-0	12	10	374	6.1
2013-14	13	158	16	42	.381	4	4	1.000	3	19	22	11	11-0	1	1	40	3.1
2014-15	24	297	49	99	.495	16	19	.842	2	37	39	13	15-0	10	0	135	5.6
3 Years	98	1357	196	435	.451	79	93	.849	22	133	155	80	63-0	23	11	549	5.6
ANTHONY JOHNSON				Height: 6' 3"			Weight: 190									College of Charleston '97	
1998-99	49	885	91	225	.404	57	82	.695	16	59	75	107	67-0	35	7	244	5.0
1999-00	38	423	36	103	.350	19	24	.792	15	24	39	59	41-0	23	2	92	2.4
2000-01	25	279	26	71	.366	12	17	.796	3	20	23	34	41-0	17	5	64	2.6
2007-08	42	1121	115	267	.431	26	32	.813	17	81	98	202	86-0	42	8	283	6.7
4 Years	154	2708	268	666	.402	114	155	.735	51	184	235	402	235-0	117	22	683	4.4
DERMARR JOHNSON				Height: 6' 9"			Weight: 201									Cincinnati '00	
2000-01	78	1313	146	390	.374	64	87	.736	56	122	178	64	134-0	43	30	397	5.1
2001-02	72	1727	214	540	.396	85	105	.810	59	188	247	81	163-1	62	56	602	8.4
3 Years	150	3040	360	930	.387	149	192	.776	115	310	425	145	297-1	105	86	1104	7.4
EDDIE JOHNSON				Height: 6' 2"			Weight: 190									Auburn '77	
1977-78	79	1875	332	686	.484	164	201	.816	51	102	153	235	232-4	100	4	838	10.5
1978-79	78	2413	501	982	.510	243	292	.832	65	105	170	360	241-6	121	11	1245	16.0
1979-80	79	2622	590	1212	.487	280	338	.828	95	105	200	370	216-2	120	24	1465	18.5
1980-81	75	2693	573	1136	.504	279	356	.784	60	119	179	407	187-2	126	11	1431	19.1
1981-82	68	2314	455	1011	.450	294	385	.764	63	128	191	358	188-1	102	16	1211	17.8
1982-83	61	1813	389	858	.453	186	237	.785	26	98	124	318	138-2	61	6	978	16.0
1983-84	67	1893	353	798	.442	164	213	.770	31	115	146	374	155-2	58	7	886	13.2
1984-85	73	2367	453	946	.479	265	332	.798	38	154	192	566	184-1	43	7	1193	16.3
1985-86	39	862	155	328	.473	79	110	.718	17	58	75	219	72-1	10	1	349	10.1
9 Years	619	18852	3801	8157	.466	1954	2464	.793	446	984	1430	3207	1613-11	741	87	9631	15.6
GEORGE JOHNSON				Height: 6' 11"			Weight: 220									Dillard '70	
1982-83	37	461	25	57	.439	14	19	.737	44	73	117	17	69-0	10	59	64	1.7
IVAN JOHNSON				Height: 6' 8"			Weight: 255									Cal. St. San Bernadino '07	
2011-12	56	934	141	275	.513	72	100	.720	65	161	226	32	116-2	43	18	356	6.4
2012-13	69	1035	185	356	.520	81	131	.618	76	190	266	46	131-1	56	14	452	6.6
2 Years	125	1969	326	631	.517	153	231	.662	141	351	492	78	247-3	99	32	808	6.5
JOE JOHNSON				Height: 6' 7"			Weight: 240									Arkansas '01	
2005-06	82	3340	632	1395	.453	261	330	.791	98	237	335	536	187-0	103	31	1653	20.2
2006-07	57	2359	536	1139	.471	235	314	.748	53	186	239	249	115-1	60	11	1426	25.0
2007-08	82	3343	647	1497	.432	316	379	.834	83	284	367	474	168-1	84	18	1779	21.7
2008-09	79	3124	620	1420	.437	299	362	.826	65	281	346	455	176-0	84	19	1688	21.4
2009-10	76	2886	635	1386	.458	220	269	.818	74	279	353	369	145-0	82	5	1619	21.3
2010-11	72	2554	514	1161	.443	195	243	.802	59	232	291	338	131-0	47	7	1312	18.2
2011-12	60	2127	423	931	.454	158	186	.849	53	168	221	232	75-0	48	13	1129	18.8
7 Years	508	19733	4007	8929	.449	1684	2083	.808	485	1667	2152	2653	997-2	508	104	10606	20.9
OLLIE JOHNSON				Height: 6' 6"			Weight: 200									Temple '72	
1977-78	82	1704	292	619	.472	111	130	.854	89	171	260	120	180-2	80	36	695	8.5
DAHNTAY JONES				Height: 6' 6"			Weight: 225									Duke '03	
2012-13	28	381	32	82	.390	21	31	.677	11	20	31	20	46-0	12	1	88	3.1
DWIGHT JONES				Height: 6' 10"			Weight: 230									Houston '73	
1973-74	74	1448	238	502	.474	116	156	.744	145	309	454	86	197-3	29	64	592	8-0
1974-75	75	2086	323	752	.430	132	183	.721	236	461	697	152	226-1	51	51	778	10.4
1975-76	66	1762	251	542	.463	163	219	.744	171	353	524	83	214-8	52	61	665	10.1
3 Years	215	5296	812	1796	.452	411	558	.736	552	1123	1675	321	637-12	132	176	2035	9.5
SOLOMON JONES				Height: 6' 10"			Weight: 245									South Florida '06	
2006-07	58	666	65	128	.508	59	75	.787	49	87	136	11	124-3	11	42	189	3.3
2007-08	35	145	12	30	.400	11	20	.550	19	23	42	0	28-0	3	5	35	1.0
2008-09	63	675	67	111	.604	53	74	.716	52	90	142	15	125-0	7	34	188	3.0
3 Years	156	1486	144	269	.535	123	169	.728	120	200	320	26	277-3	21	81	412	2.6
REGGIE JORDAN				Height: 6' 4"			Weight: 195									New Mexico St. '91	
1995-96	24	247	36	71	.507	22	38	.579	23	29	52	29	30-0	12	7	94	3.9
BOB KAUFFMAN				Height: 6' 8"			Weight: 240									Guilford '68	
1974-75	73	797	113	261	.433	59	84	.702	67	115	182	81	103-1	19	4	285	3.9
ADAM KEEFE				Height: 6' 9"			Weight: 241									Stanford '92	
1992-93	82	1549	188	376	.500	166	237	.700	171	261	432	80	195-1	57	16	542	6.6
1993-94	63	763	96	213	.451	81	111	.730	77	124	201	34	80-0	20	9	273	4.3
2 Years	145	2312	284	589	.482	247	348	.710	248	385	633	114	275-1	77	25	273	5.6
TIM KEMPTON				Height: 6' 10"			Weight: 255									Notre Dame '86	
1995-96	3	11	0	0	—	0	0	—	0	2	2	1	5-0	0	0	0	—

Hawks.com /Hawks @ATLHawks

ALL-TIME ROSTER: 1968 - 2016, CONT.

YEAR	GP	MINS	FGM	FGA	FG%	FTM	FTA	FT%	OR	DR	TR	AST	PF-D	STL	BS	PTS	PPG
BREVIN KNIGHT				Height: 5' 10"			Weight: 170									Stanford '97	
2000-01	47	1364	137	356	.385	49	60	.817	22	139	161	286	138-2	95	3	324	6.9
JON KONCAK				Height: 7' 0"			Weight: 250									SMU '85	
1985-86	82	1695	263	519	.507	156	257	.607	171	296	467	55	296-10	37	69	682	8.3
1986-87	82	1684	169	352	.480	125	191	.654	153	340	493	31	262-2	52	76	463	5.6
1987-88	49	1073	98	203	.483	83	136	.610	103	230	333	19	161-1	36	56	279	5.7
1988-89	74	1531	141	269	.524	63	114	.553	147	306	453	56	238-4	54	98	345	4.7
1989-90	54	977	78	127	.614	42	79	.532	58	168	226	23	182-4	38	34	198	3.7
1990-91	77	1931	140	321	.436	32	54	.593	101	274	375	124	265-6	74	76	313	4.1
1991-92	77	1489	111	284	.391	19	29	.655	62	199	261	132	207-2	50	67	241	3.1
1992-93	78	1975	124	267	.464	24	50	.480	100	327	427	140	264-6	75	100	275	3.5
1993-94	82	1823	159	369	.431	24	36	.667	83	282	365	102	236-1	63	125	342	4.2
1994-95	62	943	77	187	.412	13	24	.542	23	161	184	52	137-1	36	46	179	2.9
10 Years	717	15121	1360	2898	.469	581	970	.599	1001	2583	3584	734	2248-37	515	747	3317	4.6
TONI KUKOC				Height: 6' 11"			Weight: 235									Croatia '93	
2000-01	17	618	124	252	.492	49	72	.681	19	78	97	106	36-0	13	5	335	19.7
2001-02	59	1494	211	504	.419	109	153	.712	43	175	218	210	91-0	48	17	584	9.9
2 Years	76	2112	335	756	.443	158	225	.702	62	253	315	316	127-0	61	22	919	12.1
CHRISTIAN LAETTNER				Height: 6' 11"			Weight: 245									Duke '92	
1995-96	30	977	159	325	.489	107	130	.823	86	150	235	68	119-3	31	28	425	14.2
1996-97	82	3140	548	1128	.486	359	440	.816	212	508	720	223	277-8	102	64	1486	18.1
1997-98	74	2282	354	730	.485	306	354	.864	142	345	487	190	246-6	71	73	1020	13.8
3 Years	186	6399	1061	2183	.486	772	924	.835	440	1003	1443	481	542-17	204	165	2931	15.8
MARK LANDSBERGER				Height: 6' 8"			Weight: 230									Arizona St. '78	
1983-84	35	335	19	51	.373	15	26	.577	42	77	119	10	32-0	6	3	53	1.5
ANDREW LANG				Height: 6' 11"			Weight: 250									Arkansas '88	
1993-94	82	1608	215	458	.469	73	106	.689	126	187	313	51	192-2	38	87	504	6.1
1994-95	82	2340	320	677	.473	152	188	.809	154	302	456	73	268-4	45	136	794	9.7
1995-96	51	1815	281	619	.454	95	118	.805	111	223	334	62	178-4	35	85	657	12.9
3 Years	215	5763	816	1754	.465	320	412	.777	391	712	1103	186	638-10	118	308	1955	9.1
PRIEST LAUDERDALE				Height: 7' 4"			Weight: 343									Central St. (OH) '94	
1996-97	35	180	49	89	.551	13	23	.565	16	27	43	12	39-0	1	9	111	3.2
ACIE LAW IV				Height: 6' 3"			Weight: 202									Texas A&M '07	
2007-08	56	865	95	237	.401	38	48	.792	12	45	57	113	73-0	29	0	235	4.2
2008-09	55	560	52	139	.374	49	60	.817	6	52	58	86	43-0	11	3	162	2.9
2 Years	111	1425	147	376	.391	87	108	.806	18	97	115	199	116-0	40	3	397	3.6
ALFRED "Butch" LEE				Height: 6' 0"			Weight: 185									Marquette '78	
1978-79	49	997	144	313	.460	88	117	.752	11	48	59	169	88-0	56	1	376	7.7
CLYDE LEE				Height: 6' 10"			Weight: 230									Vanderbilt '66	
1974-75	9	117	12	36	.333	32	39	.821	24	46	70	8	25-0	1	4	56	6.2
RON LEE				Height: 6' 4"			Weight: 193									Oregon '76	
1979-80	30	364	29	91	.319	9	17	.529	11	22	33	67	65-1	15	4	67	2.2
GEORGE LEHMANN				Height: 6' 3"			Weight: 190									Campbell '61	
1968-69	11	138	26	67	.388	8	12	.667	—	—	9	27	18-0	—	—	60	5.5
GARY LEONARD				Height: 7' 1"			Weight: 240									Missouri '89	
1990-91	4	9	0	0	----	2	4	.500	0	2	2	0	2-0	0	1	2	0.5
1991-92	5	13	4	6	.667	2	2	1.000	3	2	5	1	3-0	1	0	10	2.0
2 Years	9	22	4	6	.667	4	6	.667	3	4	7	1	5-0	1	1	12	1.3
JIM LES				Height: 5' 11"			Weight: 175									Bradley '86	
1994-95	24	188	11	38	.289	23	27	.852	6	20	26	44	28-0	4	0	50	2.1
CLIFF LEVINGSTON				Height: 6' 8"			Weight: 220									Wichita State '82	
1984-85	74	2017	291	552	.527	145	222	.653	230	336	566	104	231-3	70	69	727	9.8
1985-86	81	1945	294	551	.534	164	242	.678	193	341	534	72	260-5	76	39	752	9.3
1986-87	82	1848	251	496	.506	155	212	.731	219	314	533	40	261-4	48	68	657	8.0
1987-88	82	2135	314	564	.557	190	246	.772	228	276	504	71	287-5	52	84	819	10.0
1988-89	80	2184	300	568	.528	133	191	.696	194	304	498	75	270-4	97	70	734	9.2
1989-90	75	1706	216	424	.509	83	122	.680	113	206	319	80	216-2	55	41	516	6.9
6 Years	474	11835	3155	1666	.528	1235	870	.704	1177	1777	2954	442	625-23	398	371	4205	8.9
RANDY LIVINGSTON				Height: 6' 4"			Weight: 209									Louisiana State '97	
1997-98	12	82	3	12	.250	4	5	.800	1	5	6	5	6-0	7	2	10	0.8
GRANT LONG				Height: 6' 9"			Weight: 248									Eastern Michigan '88	
1994-95	79	2579	337	704	.479	238	315	.756	190	405	595	127	232-2	107	34	923	11.7
1995-96	82	3008	395	838	.471	257	337	.763	248	540	788	183	233-3	108	34	1078	13.1
1998-99	50	1380	151	359	.421	184	235	.783	100	196	296	53	143-0	57	74	489	9.8
3 Years	211	6967	883	1901	.464	679	887	.766	538	1141	1679	363	608-5	272	142	2490	11.8
JOHN LONG				Height: 6' 5"			Weight: 195									Detroit '78	
1989-90	48	1030	174	384	.453	46	55	.836	26	57	83	85	66-0	45	5	404	8.4
SIDNEY LOWE				Height: 6' 0"			Weight: 195									North Carolina State '83	
1984-85	15	159	8	20	.400	8	8	1.000	4	11	15	42	23-0	11	0	24	1.6
TYRONN LUE				Height: 6' 0"			Weight: 175									Nebraska '98	
2004-05	49	1528	247	532	.464	128	147	.871	14	95	109	264	120-2	25	0	662	13.5
2005-06	51	1234	192	418	.459	118	138	.855	13	69	82	157	113-2	26	3	560	11.0
2006-07	56	1488	218	524	.416	144	163	.883	19	85	104	201	101-0	24	0	636	11.4
2007-08	33	564	86	196	.439	24	28	.857	9	32	41	59	38-0	11	0	226	6.8
4 Years	189	4814	743	1670	.445	414	476	.870	55	281	336	681	372-4	86	3	2084	11.0
SHELVIN MACK				Height: 6' 3"			Weight: 203									Butler '11	
2012-13	20	268	41	84	.488	8	14	.571	0	24	24	44	28-0	9	0	104	5.2
2013-14	73	1490	209	501	.417	64	74	.865	21	139	160	271	100-1	50	2	544	7.5
2014-15	55	833	117	292	.401	25	31	.806	8	71	79	155	32-0	30	2	299	5.4
2015-16	24	179	40	95	.421	9	12	.750	2	20	22	38	7-0	8	0	93	3.9
4 Years	172	2770	407	972	.419	106	131	.809	31	254	285	508	167-1	97	4	1040	6.0
DURAND "Rudy" MACKLIN				Height: 6' 7"			Weight: 205									Louisiana State '81	
1981-82	79	1516	210	484	.434	134	173	.775	113	150	263	47	225-5	40	20	554	7.0
1982-83	73	1171	170	360	.472	101	131	.771	85	105	190	71	189-4	41	10	441	6.0
2 Years	152	2687	380	844	.450	235	304	.773	198	255	453	118	414-9	81	30	995	6.5
MOSES MALONE				Height: 6' 10"			Weight: 255									Petersburg High (VA) '74	
1988-89	81	2878	538	1096	.491	561	711	.789	386	570	956	112	154-0	79	100	1637	20.2
1989-90	81	2735	517	1077	.480	493	631	.781	364	448	812	130	158-0	47	84	1528	18.9
1990-91	82	1912	280	598	.468	309	372	.831	271	396	667	68	134-0	30	74	869	10.6
3 Years	244	7525	1335	2771	.482	1363	1714	.795	1021	1414	2435	310	446-0	156	258	4034	16.5
MATT MALONEY				Height: 6' 3"			Weight: 200									Pennsylvania '95	
2000-01	55	1403	146	348	.420	26	34	.765	14	103	117	154	94-1	56	5	369	6.7
2002-03	14	103	8	25	.320	3	5	.600	1	6	7	17	9-0	4	0	24	1.7
2 Years	69	1506	154	373	.413	29	39	.744	15	109	124	171	103-1	60	5	393	5.7
DANNY MANNING				Height: 6' 10"			Weight: 234									Kansas '88	
1993-94	26	925	177	372	.476	54	83	.651	49	120	169	85	93-0	46	25	409	15.7
PACE MANNION				Height: 6' 7"			Weight: 190									Utah '83	
1988-89	5	18	2	6	.333	0	0	.000	0	2	2	2	2-0	2	0	4	0.8

ALL-TIME ROSTER: 1968 - 2016, CONT.

YEAR	GP	MINS	FGM	FGA	FG%	FTM	FTA	FT%	OR	DR	TR	AST	PF-D	STL	BS	PTS	PPG
PETE MARAVICH				Height: 6' 5"			Weight: 200									Louisiana State '70	
1970-71	81	2926	738	1613	.458	404	505	.800	—	—	298	355	238-1	—	—	1880	23.2
1971-72	66	2302	460	1077	.427	355	438	.811	—	—	256	393	207-0	—	—	1275	19.3
1972-73	79	3089	789	1788	.441	485	606	.800	—	—	346	546	245-1	—	—	2063	26.1
1973-74	76	2903	819	1791	.457	469	568	.826	98	276	374	396	261-4	111	13	2107	27.7
4 Years	302	11220	2806	6269	.448	1713	2117	.809	98	276	1274	1690	951-6	111	13	7325	24.3
ROY MARBLE				Height: 6' 6"			Weight: 190									Iowa '89	
1989-90	24	162	16	58	.276	19	29	.655	15	9	24	11	16-0	7	1	51	2.1
CARTIER MARTIN				Height: 6' 7"			Weight: 220									Kansas State '07	
2013-14	53	822	106	256	.414	46	61	.754	12	93	105	31	68-0	26	7	314	5.9
EDDIE MAST				Height: 6' 9"			Weight: 220									Temple '69	
1972-73	42	447	50	118	.424	19	30	.633	—	—	136	37	50-0	—	—	119	2.8
WES MATTHEWS				Height: 6' 1"			Weight: 165									Wisconsin '81	
1980-81	34	1105	161	330	.488	103	123	.837	16	56	72	212	122-1	61	7	425	12.5
1981-82	47	838	131	298	.440	60	79	.759	19	39	58	139	129-3	53	2	324	6.9
1982-83	64	1187	171	424	.403	86	112	.768	25	66	91	249	129-0	60	8	442	6.9
1983-84	6	96	16	30	.533	18	22	.818	1	3	4	21	13-0	5	1	50	8.3
1989-90	1	13	1	3	.333	2	2	1.000	0	0	0	5	0-0	0	0	4	4.0
5 Years	152	3239	480	1085	.442	269	338	.796	61	164	225	626	393-4	179	18	1245	8.1
DON MAY				Height: 6' 4"			Weight: 200									Dayton '68	
1971-72	75	1285	234	476	.492	126	164	.768	—	—	217	55	133-0	—	—	594	7.9
1972-73	32	317	61	134	.455	22	31	.710	—	—	67	21	55-0	—	—	144	4.5
2 Years	107	1602	295	610	.484	148	195	.759	—	—	284	76	188-0	—	—	738	6.9
TRAVIS MAYS				Height: 6' 2"			Weight: 190									Texas '90	
1991-92	2	32	6	14	.429	2	2	1.000	1	1	2	1	4-0	0	0	17	8.5
1992-93	49	787	129	309	.417	54	82	.659	20	33	53	72	59-0	21	3	341	7.0
2 Years	51	819	135	323	.418	56	84	.667	21	34	55	73	63-0	21	3	358	7.0
AMAL McCASKILL				Height: 6' 11"			Weight: 245									Marquette '96	
2002-03	11	70	4	17	.235	3	4	.750	7	15	22	5	13-0	3	1	11	1.0
TIM McCORMICK				Height: 7' 0"			Weight: 240									Michigan '84	
1990-91	56	689	93	187	.497	66	90	.733	56	109	165	32	91-1	11	14	252	4.5
JELANI McCOY				Height: 6' 10"			Weight: 245									UCLA '98	
2004-05	10	88	7	13	.538	1	5	.200	7	14	21	0	24-0	3	8	15	1.5
JAMES McELROY				Height: 6' 3"			Weight: 185									Central Michigan '75	
1979-80	31	516	66	171	.386	37	53	.698	20	29	49	65	45-1	21	5	171	5.5
1980-81	54	680	78	202	.386	48	59	.814	10	38	48	82	62-0	20	9	205	3.8
1981-82	20	349	52	125	.416	29	36	.806	66	11	17	39	44-0	8	3	134	6.7
3 Years	105	1545	196	498	.394	114	148	.770	36	78	114	186	151-1	49	17	510	4.9
MIKE McGEE				Height: 6' 5"			Weight: 207									Michigan '81	
1986-87	76	1420	311	677	.459	80	137	.584	71	88	159	149	156-1	61	2	788	10.4
1987-88	11	117	22	52	.423	2	6	.333	4	12	16	13	6-0	5	0	51	4.6
2 Years	87	1537	333	729	.457	82	143	.573	75	100	175	162	162-1	66	2	839	9.6
TRACY McGRADY				Height: 6' 8"			Weight: 225									Mt. Zion Chris. Acad. HS (NC). '97	
2011-12	52	837	101	231	.437	56	83	.675	23	131	154	110	35-0	16	15	273	5.3
ROSHOWN McLEOD				Height: 6' 8"			Weight: 230									Duke '98	
1998-99	34	348	62	163	.380	37	45	.822	12	38	50	14	24-0	2	1	162	4.8
1999-00	44	860	131	332	.395	54	70	.771	41	97	138	52	84-0	16	5	318	7.2
2000-01	34	907	144	330	.436	45	51	.882	37	81	118	58	88-0	23	8	335	9.9
3 Years	112	2115	337	825	.408	136	166	.819	90	216	306	124	196-0	41	14	815	7.3
TOM McMILLEN				Height: 6' 11"			Weight: 215									Maryland '74	
1977-78	68	1683	280	568	.493	116	145	.800	151	265	416	84	233-8	33	16	676	9.9
1978-79	82	1392	232	498	.466	109	119	.891	131	201	332	69	211-2	15	32	570	7.0
1979-80	53	1071	191	382	.500	81	107	.757	70	150	220	62	126-2	36	14	463	8.7
1980-81	79	1564	253	518	.488	80	108	.741	96	199	295	72	163-0	23	25	587	7.4
1981-82	73	1792	291	572	.509	140	170	.824	102	234	336	129	202-1	25	24	723	9.9
1982-83	61	1364	198	424	.467	108	133	.812	57	160	217	76	143-2	17	24	504	8.3
6 Years	416	8866	1445	2962	.488	634	782	.811	607	1209	1816	492	1078-15	149	135	3523	8.5
SLAVA MEDVEDENKO				Height: 6' 10"			Weight: 253									Ukraine	
2006-07	14	81	12	29	.414	17	20	.850	4	10	14	2	16-0	0	2	42	3.0
DEAN "The Dream" MEMINGER				Height: 6' 1"			Weight: 170									Marquette '71	
1974-75	80	2177	233	500	.466	168	263	.639	84	130	214	397	160-0	118	11	634	7.9
1975-76	68	1418	155	379	.409	100	152	.658	65	86	151	222	116-0	54	8	410	6.0
2 Years	148	3595	388	879	.411	268	415	.646	149	216	365	619	276-0	172	19	1044	7.1
JOE C. MERIWEATHER				Height: 6' 10"			Weight: 218									So. Illinois '75	
1976-77	74	2068	319	607	.526	182	255	.714	216	380	596	82	324-21	41	82	820	11.1
ANTHONY "Pig" MILLER				Height: 6' 9"			Weight: 255									Michigan St. '94	
1996-97	1	14	0	5	.000	0	0	—	2	5	7	0	2-0	0	0	0	0.0
1997-98	37	228	29	52	.558	21	39	.538	30	40	70	3	41-0	15	3	79	2.1
2000-01	2	6	1	2	.500	0	0	—	0	2	2	0	0-0	0	0	2	1.0
2004-05	2	9	2	3	.667	0	0	—	0	1	1	1	2-0	1	0	4	2.0
4 Years	42	257	32	62	.516	21	39	.538	32	48	80	4	45-0	16	3	85	2.0
CHRIS MILLS				Height: 6' 7"			Weight: 220									Arizona '93	
2003-04	—on active roster for five games from 2/19/04 to 3/1/04 but saw no action—																
NAZR MOHAMMED				Height: 6' 10"			Weight: 250									Kentucky '99	
2000-01	28	716	135	281	.480	75	98	.765	97	155	252	19	73-0	23	28	345	12.3
2001-02	82	2168	329	713	.461	137	222	.617	242	409	651	33	252-2	63	61	795	9.7
2002-03	35	445	67	159	.421	26	41	.634	47	82	129	6	79-0	16	21	160	4.6
2003-04	53	938	138	280	.493	69	110	.627	101	166	267	20	113-0	22	27	345	6.5
4 Years	198	4267	669	1433	.467	307	471	.652	487	812	1299	78	517-2	124	137	1645	8.3
SIDNEY MONCRIEF				Height: 6' 4"			Weight: 181									Arkansas '79	
1990-91	72	1096	117	240	.488	82	105	.781	31	97	128	104	112-0	50	9	337	4.7
RODNEY MONROE				Height: 6' 3"			Weight: 185									North Carolina State '91	
1991-92	38	313	53	144	.368	19	23	.826	12	21	33	27	19-0	12	2	131	3.4
MIKKI MOORE				Height: 7' 0"			Weight: 225									Nebraska '97	
2002-03	5	31	5	12	.417	8	10	.800	5	2	7	3	1-0	0	2	18	3.6
RANDOLPH MORRIS				Height: 6' 11"			Weight: 260									Kentucky '08	
2008-09	23	89	7	17	.412	4	4	1.000	4	16	20	2	25-0	2	1	18	0.8
2009-10	28	124	23	41	.561	16	27	.593	10	28	38	2	34-2	5	3	62	2.2
2 Years	51	213	30	58	.517	20	31	.645	14	44	58	4	59-2	7	4	80	1.6
ANTHONY MORROW				Height: 6' 5"			Weight: 210									Georgia Tech '08	
2012-13	24	301	47	111	.423	16	18	.889	10	16	26	9	33-0	12	1	125	5.2
HANNO MOTTOLA				Height: 6' 10"			Weight: 240									Utah '00	
2000-01	73	989	123	277	.444	73	90	.811	49	125	174	25	163-3	11	9	319	4.4
2001-02	82	1371	169	384	.440	57	76	.750	81	187	268	50	174-5	20	19	396	4.8
2 Years	155	2360	292	661	.442	130	166	.783	130	312	442	75	337-8	31	28	715	4.6

ALL-TIME ROSTER: 1968 - 2016, CONT.

YEAR	GP	MINS	FGM	FGA	FG%	FTM	FTA	FT%	OR	DR	TR	AST	PF-D	STL	BS	PTS	PPG
TODD MUNDT				Height: 7' 1"			Weight: 255									Delta State '93	
1995-96	24	118	13	32	.406	5	8	.625	10	15	25	2	23-0	1	4	31	1.3
FLIP MURRAY				Height: 6' 3"			Weight: 200									Shaw	
2008-09	80	1975	355	795	.447	177	233	.760	22	146	168	158	173-0	88	17	974	12.2
DIKEMBE MUTOMBO				Height: 7' 2"			Weight: 265									Georgetown '91	
1996-97	80	2973	380	721	.527	306	434	.705	268	661	929	110	249-3	49	264	1066	13.3
1997-98	82	2917	399	743	.537	303	452	.670	276	656	932	82	254-1	34	277	1101	13.4
1998-99	50	1829	173	338	.512	195	285	.684	192	418	610	57	145-2	16	147	541	10.8
1999-00	82	2984	322	573	.562	298	421	.708	304	853	1157	105	248-3	27	269	942	11.5
2000-01	49	1716	169	354	.477	107	154	.695	188	505	693	54	139-2	20	137	445	9.1
5 Years	343	12419	1443	2729	.529	1209	1746	.692	1228	3093	4321	408	1035-11	146	1094	4095	11.9
LEE NAILON				Height: 6' 9"			Weight: 238									Texas Christian '99	
2003-04	27	300	63	138	.457	16	19	.842	26	37	63	17	48-0	10	7	142	5.3
MAMADOU N'DIAYE				Height: 7' 0"			Weight: 255									Auburn '00	
2003-04	25	359	27	68	.397	44	59	.746	43	68	111	0	58-1	8	24	98	3.9
HOWARD NATHAN				Height: 5' 10"			Weight: 185									NE Louisiana '93	
1995-96	5	15	5	9	.556	3	4	.750	0	0	0	2	2-0	3	0	13	2.6
IVANO NEWBILL				Height: 6' 9"			Weight: 245									Georgia Tech '94	
1996-97	72	850	40	91	.440	20	52	.385	76	128	204	24	115-1	28	15	100	1.4
IRA NEWBLE				Height: 6' 7"			Weight: 220									Miami (Ohio) '97	
2001-02	42	1273	131	263	.498	75	88	.852	80	142	222	45	117-2	38	20	338	8.0
2002-03	73	1931	231	467	.495	70	90	.778	86	185	271	99	174-1	50	26	564	7.7
2 Years	115	3204	362	730	.496	145	178	.815	166	327	493	144	291-3	88	46	902	7.8
DAVID NEWMARK				Height: 7' 0"			Weight: 240									Columbia '68	
1969-70	64	612	127	296	.429	59	77	.766	—	—	174	42	128-3	—	—	313	4.9
KEN "Snake" NORMAN				Height: 6' 8"			Weight: 228									Illinois '87	
1994-95	74	1879	388	856	.453	64	140	.457	103	259	362	94	154-0	34	20	938	12.7
1995-96	34	770	127	273	.465	17	48	.354	40	92	132	63	68-0	15	16	304	8.9
1996-97	17	220	27	94	.287	4	12	.333	8	31	39	12	17-0	7	3	64	3.8
3 Years	125	2869	542	1223	.443	85	200	.425	151	382	533	169	239-0	56	39	1306	10.4
JAMES NUNNALLY				Height: 6' 7"			Weight: 205									UC Santa Barbara '12	
2013-14	4	54	6	18	.333	3	4	.750	1	7	8	2	2-0	1	1	18	4.5
DON OHL				Height: 6' 3"			Weight: 190									Illinois '58	
1968-69	76	1995	385	901	.427	147	208	.707	—	—	170	221	232-5	—	—	917	12.1
1969-70	66	984	176	372	.473	58	72	.806	—	—	71	98	113-1	—	—	410	6.2
2 Years	142	2979	561	1273	.441	205	280	.732	—	—	241	319	345-6	—	—	1327	9.4
BRIAN OLIVER				Height: 6' 4"			Weight: 210									Georgia Tech '90	
1997-98	5	61	7	19	.368	1	4	.250	3	6	9	2	4-0	1	0	15	3.8
GRADY O'MALLEY				Height: 6' 5"			Weight: 205									Manhattan '69	
1969-70	24	113	21	60	.350	8	19	.421	—	—	26	10	12-0	—	—	50	2.1
ZAZA PACHULIA				Height: 6' 11"			Weight: 275									Ulker '03	
2005-06	78	2452	307	681	.451	297	404	.735	264	349	613	128	286-6	89	39	911	11.7
2006-07	72	2026	291	614	.474	293	373	.786	199	301	500	16	267-4	77	36	875	12.2
2007-08	62	944	107	245	.437	108	153	.706	89	159	248	36	140-0	24	13	322	5.2
2008-09	77	1473	159	320	.497	163	230	.709	173	263	436	57	208-1	35	26	481	6.2
2009-10	78	1089	120	246	.488	93	143	.650	117	176	293	42	186-2	37	30	333	4.3
2010-11	79	1244	107	232	.461	135	179	.754	119	214	333	58	184-0	34	22	349	4.4
2011-12	58	1640	169	339	.499	117	158	.741	154	303	457	79	172-1	55	29	455	7.8
2012-13	52	1134	114	241	.473	78	103	.757	132	204	336	79	128-1	35	12	306	5.9
8 Years	556	12002	1374	2918	.471	1284	1743	.737	1247	1969	3216	495	1571-15	386	207	4032	7.3
ANDY PANKO				Height: 6' 9"			Weight: 225									Lebanon Valley '99	
2000-01	1	1	0	0	—	0	0	—	0	0	0	0	0-0	0	0	0	0.0
JANNERO PARGO				Height: 6' 1"			Weight: 185									Arkansas '02	
2011-12	50	671	105	253	.415	19	20	.950	9	64	73	96	64-0	20	2	282	5.6
2012-13	7	113	13	38	.342	2	2	1.000	1	6	7	19	8-0	3	0	35	5.0
2 Years	57	784	118	291	.405	21	22	.955	10	70	80	115	72-0	23	2	317	5.6
LAMAR PATTERSON				Height: 6' 5"			Weight: 225									Pittsburgh '15	
2015-16	35	395	28	80	.350	16	22	.727	4	46	50	39	45-0	9	2	84	2.4
BILLY PAULTZ				Height: 6' 11"			Weight: 225									St. Johns '70	
1983-84	40	486	36	88	.409	17	33	.515	35	78	113	18	57-0	8	7	89	2.2
TOM PAYNE				Height: 6' 11"			Weight: 225									Kentucky '73	
1971-72	29	227	45	103	.437	29	46	.630	—	—	69	15	40-0	—	—	119	4.1
GARY PAYTON				Height: 6' 4"			Weight: 180									Oregon State '90	
2004-05	—on active roster for two games from 2/24/05 to 3/1/05 but saw no action—																
SAM PELLOM				Height: 6' 9"			Weight: 225									Buffalo '78	
1979-80	44	373	44	108	.407	21	30	.700	28	64	92	18	70-0	12	12	109	2.5
1980-81	77	1472	186	380	.490	81	116	.698	122	234	356	48	228-6	50	92	453	5.9
1981-82	69	1037	114	251	.454	61	79	.722	90	139	229	28	164-0	29	47	289	4.2
1982-83	2	9	2	6	.333	0	0	.000	0	0	0	1	0-0	0	0	4	2.0
4 Years	194	2891	346	745	.465	163	225	.724	240	437	677	95	462-6	91	151	855	4.4
WESLEY PERSON				Height: 6' 6"			Weight: 200									Auburn '94	
2003-04	9	132	13	39	.333	6	6	1.000	2	23	25	5	5-0	3	1	40	4.4
JOHAN PETRO				Height: 7' 0"			Weight: 247									Pau Orthez '05	
2012-13	31	352	48	110	.436	11	12	.917	33	79	112	16	48-0	10	9	108	3.5
JOHN PINONE				Height: 6' 8"			Weight: 230									Villanova '83	
1983-84	7	65	7	13	.538	6	10	.600	0	10	10	3	11-0	2	1	20	2.9
DEXTER PITTMAN				Height: 6' 11"			Weight: 285									Texas '10	
2013-14	2	3	0	1	.000	0	2	.000	3	0	3	0	0-0	0	0	0	0.0
SCOT POLLARD				Height: 6' 11"			Weight: 265									Kansas '97	
1998-99	—on active roster for two games from 2/13/99 to 2/19/99 but saw no action—																
JOSH POWELL				Height: 6' 9"			Weight: 240									North Carolina State '03	
2010-11	54	653	94	208	.452	36	45	.800	49	86	135	22	78-0	5	5	224	4.1
JOEL PRZYBILLA				Height: 7' 1"			Weight: 255									Minnesota '00	
2003-04	12	314	18	50	.360	12	29	.414	31	70	101	4	48-1	5	17	48	4.0
VLADIMIR RADMANOVIC				Height: 6' 10"			Weight: 235									FMP Zeleznik	
2011-12	49	755	74	197	.376	22	29	.759	34	109	143	54	62-0	21	15	220	4.5
BLAIR RASMUSSEN				Height: 7' 0"			Weight: 260									Oregon '85	
1991-92	81	1968	347	726	.478	30	40	.750	94	299	393	107	233-1	35	48	729	9.0
1992-93	22	283	30	80	.375	9	13	.692	20	35	55	5	61-2	12	10	71	3.2
2 Years	103	2251	377	806	.468	39	53	.736	114	334	448	112	294-3	47	58	800	7.8

ALL-TIME ROSTER: 1968 - 2016, CONT.

YEAR	GP	MINS	FGM	FGA	FG%	FTM	FTA	FT%	OR	DR	TR	AST	PF-D	STL	BS	PTS	PPG
THEO RATLIFF				Height: 6' 10"			Weight: 235									Wyoming '95	
2001-02	3	82	10	20	.500	6	11	.545	5	11	16	1	8-0	1	8	26	8.7
2002-03	81	2518	276	595	.464	154	214	.720	154	453	607	73	271-3	56	262	706	8.7
2003-04	53	1648	171	373	.458	96	147	.653	105	276	381	51	1a89-2	30	166	438	8.3
3 Years	137	4248	457	988	.463	256	372	.688	264	740	1004	125	468-5	87	436	1170	8.5
LEO RAUTINS				Height: 6' 8"			Weight: 215									Syracuse '83	
1984-85	4	12	0	2	.000	0	0	.000	1	1	2	3	3-0	0	0	0	0.0
ZELJKO REBRACA				Height: 7' 0"			Weight: 257									Serbia Montenegro	
2003-04	3	51	12	23	.522	1	2	.500	4	5	9	2	7-1	0	2	25	8.3
ELDRIDGE RECASNER				Height: 6' 3"			Weight: 190									Washington '90	
1996-97	71	1207	148	350	.423	51	58	.879	35	80	115	94	97-0	38	4	405	5.7
1997-98	59	1454	206	452	.456	74	79	.937	32	110	142	117	94-0	41	1	548	9.3
2 Years	130	2661	354	802	.441	125	137	.912	67	190	257	211	191-0	79	5	953	7.3
JEREMY RICHARDSON				Height: 6' 7"			Weight: 190									Delta State '06	
2006-07	5	19	3	6	.500	0	0	—	1	1	2	0	2-0	1	0	8	1.6
2007-08	19	88	13	31	.419	0	0	—	1	6	7	0	6-0	2	0	31	1.6
2 Years	24	107	16	37	.432	0	0	—	2	7	9	0	8-0	3	0	39	1.6
ISAIAH RIDER				Height: 6' 5"			Weight: 215									UNLV '93	
1999-00	60	2084	449	1072	.419	204	260	.785	63	195	258	219	132-3	41	6	1158	19.3
BOB RILEY				Height: 6' 4"			Weight: 235									Mt. St. Mary's '70	
1970-71	7	39	4	9	.444	5	9	.556	—	—	12	1	5-0	—	—	13	1.9
GLENN "Doc" RIVERS				Height: 6' 4"			Weight: 185									Marquette '83	
1983-84	81	1938	250	541	.462	255	325	.785	72	148	220	314	286-8	127	30	757	9.3
1984-85	69	2126	334	701	.476	291	378	.770	66	148	214	410	250-7	163	53	974	14.1
1985-86	53	1571	220	464	.474	172	283	.608	49	113	162	443	185-2	120	13	612	11.5
1986-87	82	2590	342	758	.451	365	441	.828	83	216	299	823	287-5	171	30	1053	12.8
1987-88	80	2502	403	890	.453	319	421	.758	83	283	366	747	272-3	140	41	1134	14.2
1988-89	76	2462	371	816	.455	247	287	.861	89	197	286	525	263-6	181	40	1032	13.6
1989-90	48	1526	218	480	.454	138	170	.812	47	153	200	264	151-2	116	22	598	12.5
1990-91	79	2586	444	1020	.435	221	262	.844	47	206	253	340	216-2	148	47	1197	15.2
8 Years	568	17301	2582	5670	.455	2008	2567	.782	536	1464	2000	3866	1910-35	1166	276	7357	13.0
TONY ROBERTSON				Height: 6' 4"			Weight: 170									W. Virginia '76	
1977-78	63	929	168	381	.441	37	53	.698	15	55	70	103	133-2	74	5	373	5.9
GLENN ROBINSON				Height: 6' 7"			Weight: 230									Purdue '94	
2002-03	69	2591	539	1248	.432	268	306	.876	86	371	457	205	183-0	91	26	1436	20.8
LARRY ROBINSON				Height: 6' 3"			Weight: 180									Centenary '90	
2000-01	33	631	67	184	.364	21	24	.875	23	64	87	36	46-0	28	2	199	6.0
RUMEAL ROBINSON				Height: 6' 2"			Weight: 200									Michigan '90	
1990-91	47	674	108	242	.446	47	80	.588	22	51	73	132	65-0	32	75	265	5.6
1991-92	81	2220	423	928	.456	175	275	.636	64	155	219	446	178-0	105	54	1055	13.0
2 Years	128	2894	531	1170	.454	222	355	.625	86	206	292	578	243-0	137	129	1320	10.3
LEN "Truck" ROBINSON				Height: 6' 7"			Weight: 225									Tennessee St. '74	
1976-77	36	1449	310	648	.478	186	241	.772	133	329	462	97	130-3	38	20	806	22.4
WAYNE "Tree" ROLLINS				Height: 7' 1"			Weight: 240									Clemson '77	
1977-78	80	1795	253	520	.487	104	148	.703	179	373	552	79	326-16	57	218	610	7.6
1978-79	81	1900	297	555	.535	89	141	.631	219	369	588	49	328-19	46	254	683	8.4
1979-80	82	2123	287	514	.558	157	220	.714	283	491	774	76	322-12	54	244	731	8.9
1980-81	40	1044	116	210	.552	46	57	.807	102	184	286	35	151-7	29	117	278	7.0
1981-82	79	2018	202	346	.584	79	129	.612	168	443	611	59	285-4	35	224	483	6.1
1982-83	80	2472	261	512	.510	98	135	.726	210	533	743	75	294-7	49	343	620	7.8
1983-84	77	2351	274	529	.518	118	190	.621	200	393	593	62	297-9	35	277	666	8.6
1984-85	70	1750	186	339	.549	67	93	.720	113	329	442	52	213-6	35	167	439	6.3
1985-86	74	1781	173	347	.499	69	90	.767	131	327	458	41	239-5	38	167	415	5.6
1986-87	78	1764	171	313	.546	63	87	.724	155	333	488	22	240-1	43	140	405	5.4
1987-88	76	1765	133	260	.512	70	80	.875	142	317	459	20	229-2	31	132	336	4.4
11 Years	814	20763	2353	4445	.529	960	1370	.701	1902	4092	5994	570	2924-88	452	2283	5666	6.9
SEAN ROOKS				Height: 6' 10"			Weight: 250									Arizona '92	
1995-96	16	215	32	58	.552	29	43	.674	21	30	51	9	35-0	4	14	93	5.8
DAN ROUNDFIELD				Height: 6' 8"			Weight: 205									Central Michigan '75	
1978-79	80	2539	462	916	.504	300	420	.714	326	539	865	131	358-16	87	176	1224	15.3
1979-80	81	2588	502	1007	.499	330	465	.710	293	544	837	184	317-6	101	139	1334	16.5
1980-81	63	2128	426	808	.527	256	335	.721	231	403	634	161	258-8	76	119	1108	17.5
1981-82	61	2215	424	910	.466	285	375	.760	227	494	721	162	210-3	64	93	1134	18.6
1982-83	77	2811	561	1193	.470	337	450	.749	259	621	880	225	239-1	60	115	1464	19.0
1983-84	73	2610	503	1038	.485	374	486	.770	206	515	721	184	221-2	61	74	1380	18.9
6 Years	435	14891	2828	5872	.490	1882	2551	.744	1542	3116	4658	1047	1603-36	449	716	7644	17.6
WALKER D. RUSSELL				Height: 6' 4"			Weight: 210									W. Michigan '82	
1984-85	21	377	34	63	.540	14	17	.824	8	32	40	66	37-1	17	4	83	4.0
JUAN "Pepe" SANCHEZ				Height: 6' 4"			Weight: 195									Temple '00	
2000-01	5	34	0	7	.000	0	0	—	1	0	1	5	3-0	2	0	0	0.0
JEFF SANDERS				Height: 6' 8"			Weight: 240									Georgia Southern '89	
1991-92	12	117	20	45	.444	7	9	.778	9	17	26	9	15-0	5	3	47	3.9
1992-93	9	120	10	25	.400	4	8	.500	12	17	29	6	16-0	8	1	24	2.7
2 Years	21	237	30	70	.429	11	17	.647	21	34	55	15	31-0	13	4	71	3.4
DALE SCHLUETER				Height: 6' 10"			Weight: 235									Colorado St. '67	
1973-74	57	547	63	135	.467	38	50	.760	54	101	155	45	84-0	25	22	164	2.9
CRAIG SHELTON				Height: 6' 7"			Weight: 205									Georgetown '80	
1980-81	55	586	100	219	.457	35	58	.604	59	79	138	27	128-1	18	5	235	4.3
1981-82	4	21	2	6	.333	1	2	.500	1	2	3	0	3-0	1	0	5	1.3
2 Years	59	607	102	225	.453	36	60	.600	60	81	141	27	131-1	19	5	240	4.1
PAUL SHIRLEY				Height: 6' 10"			Weight: 230									Iowa State '01	
2002-03	2	5	0	4	.000	0	0	.000	0	1	1	0	0-0	0	0	0	0.0
LARRY SIEGFRIED				Height: 6' 3"			Weight: 190									Ohio State '61	
1971-72	21	335	25	77	.325	20	23	.870	—	—	32	52	32-0	—	—	70	3.3
JEFF SHEPPARD				Height: 6' 3"			Weight: 190									Kentucky '98	
1998-99	18	185	15	39	.385	8	13	.615	6	16	22	16	12-0	3	0	40	2.2
PAUL SILAS				Height: 6' 7"			Weight: 235									Creighton '64	
1968-69	79	1853	241	575	.419	204	333	.613	—	—	745	140	166-0	—	—	686	8.7
DICKEY SIMPKINS				Height: 6' 9"			Weight: 255									Providence '94	
2001-02	1	3	0	0	----	0	0	----	0	0	0	1	0-0	0	0	0	0.0
REGGIE SLATER				Height: 6' 7"			Weight: 255									Wyoming '92	
2001-02	4	37	5	13	.385	6	9	.667	5	2	7	1	2-0	1	1	16	4.0
DONALD SLOAN				Height: 6' 3"			Weight: 205									Texas A&M '10	
2011-12	5	20	3	8	.375	0	0	---	1	4	5	5	3-0	1	0	6	1.2
DONTA SMITH				Height: 6' 7"			Weight: 215									SE Illinois College '04	
2004-05	38	433	44	113	.389	33	48	.688	19	33	52	39	50-0	23	5	127	3.3
2005-06	23	127	15	27	.556	6	12	.500	3	11	14	9	20-0	8	0	38	1.7
2 years	61	560	59	140	.421	39	60	.650	22	44	66	48	70-0	31	5	165	2.7

ALL-TIME ROSTER: 1968 - 2016, CONT.

YEAR	GP	MINS	FGM	FGA	FG%	FTM	FTA	FT%	OR	DR	TR	AST	PF-D	STL	BS	PTS	PPG
JOE SMITH				Height: 6' 10"			Weight: 230									Maryland '95	
2009-10	64	592	77	193	.399	39	48	.813	66	91	157	21	95-0	6	19	194	3.0
JOSH SMITH				Height: 6' 9"			Weight: 225									Oak Hill Academy HS (VA) '04	
2004-05	74	2050	274	602	.455	163	237	.688	147	310	457	127	157-1	59	144	715	9.7
2005-06	80	2559	329	774	.425	210	292	.719	176	355	531	191	260-5	64	208	902	11.3
2006-07	72	2647	436	993	.439	268	387	.693	165	456	621	236	241-4	101	207	1178	16.4
2007-08	81	2873	518	1133	.457	333	469	.710	161	506	667	272	269-6	81	227	1394	17.2
2008-09	69	2421	418	849	.492	211	358	.588	134	364	498	169	184-1	94	111	1073	15.6
2009-10	81	2871	504	999	.505	261	422	.618	223	482	705	342	240-1	130	172	1269	15.7
2010-11	77	2645	497	1041	.477	229	316	.725	134	523	657	255	217-1	99	120	1274	16.5
2011-12	66	2329	504	1101	.458	203	322	.630	136	496	632	257	172-3	93	115	1239	18.8
2012-13	76	2683	550	1182	.465	166	321	.517	133	506	639	321	175-1	94	136	1327	17.5
9 Years	676	23078	4030	8674	.465	2044	3125	.654	1409	3998	5407	2170	1915-23	857	1440	10371	15.3
KENNY SMITH				Height: 6' 3"			Weight: 170									North Carolina '87	
1989-90	33	674	98	204	.480	55	65	.846	7	30	37	142	45-0	22	1	255	7.7
LEON SMITH				Height: 6' 10"			Weight: 235									Martin Luther King (IL) HS '99	
2001-02	14	100	10	26	.385	11	17	.647	10	21	31	3	12-0	5	1	31	2.2
RANDY SMITH				Height: 6' 3"			Weight: 180									Buffalo St. '71	
1982-83	15	142	29	66	.439	13	14	.929	2	6	8	14	15-0	2	0	71	4.7
STEVE SMITH				Height: 6' 8"			Weight: 221									Michigan St. '91	
1994-95	80	2665	428	1005	.426	312	371	.841	104	172	276	274	225-2	62	33	1305	16.3
1995-96	80	2856	494	1143	.432	318	385	.826	124	202	326	224	207-1	68	17	1446	18.1
1996-97	72	2818	491	1145	.429	333	393	.847	90	148	238	305	173-2	62	23	1445	20.1
1997-98	73	2857	489	1101	.444	389	455	.855	133	176	309	292	219-4	75	29	1464	20.1
1998-99	36	1314	217	540	.402	191	225	.849	50	101	151	118	100-2	36	11	672	18.7
5 Years	339	12648	2108	4905	.430	1526	1807	.844	497	797	1294	1206	915-11	301	112	6291	18.6
TONY SMITH				Height: 6' 4"			Weight: 205									Marquette '90	
2000-01	6	78	8	23	.348	1	2	.500	2	1	3	10	12-0	7	0	17	2.8
MIKE SOJOURNER				Height: 6' 9"			Weight: 225									Utah '74	
1974-75	73	2129	378	775	.488	95	146	.651	196	446	642	93	217-10	35	57	851	11.7
1975-76	67	1602	248	524	.473	80	119	.672	126	323	449	58	174-2	38	40	576	8.6
1976-77	51	551	95	203	.468	41	57	.719	49	97	146	21	66-0	15	9	231	4.5
3 Years	191	4282	721	1502	.480	216	322	.671	371	866	1237	172	457-12	88	106	1658	8.7
RORY SPARROW				Height: 6' 2"			Weight: 190									Villanova '80	
1981-82	82	2610	366	730	.501	124	148	.838	53	171	224	424	240-2	87	13	857	10.5
1982-83	49	1548	264	512	.516	84	113	.743	39	102	141	238	162-1	70	1	615	12.6
2 Years	131	4158	630	1242	.507	208	261	.797	92	273	365	662	402-3	157	14	1472	11.2
ANDRE SPENCER				Height: 6' 6"			Weight: 210									Northern Arizona '86	
1992-93	3	15	0	3	.000	0	0	.000	0	1	1	0	3-0	2	0	0	0.0
JERRY STACKHOUSE				Height: 6' 6"			Weight: 218									North Carolina '95	
2011-12	30	273	37	100	.370	21	23	.913	6	17	23	14	12-0	10	3	108	3.6
DESHAWN STEVENSON				Height: 6' 5"			Weight: 218									Washington Union HS '00	
2012-13	56	1158	98	262	.374	12	23	.522	18	104	122	52	69-1	29	6	284	5.1
MICHAEL STEWART				Height: 6' 10"			Weight: 230									California '97	
2004-05	12	145	11	21	.524	3	7	.429	21	19	40	5	32-1	6	5	25	2.1
ALEX STIVRINS				Height: 6' 8"			Weight: 215									Colorado '85	
1992-93	5	15	4	9	.444	0	0	.000	2	3	5	0	3-0	0	1	8	1.6
SALIM STOUDAMIRE				Height: 6' 1"			Weight: 175									Arizona '05	
2005-06	61	1236	204	492	.415	99	110	.900	12	104	116	75	118-1	27	3	589	9.7
2006-07	61	1034	177	425	.416	61	68	.897	6	68	74	61	88-0	21	2	471	7.7
2007-08	35	402	65	180	.361	41	50	.820	4	20	24	28	34-0	7	5	200	5.7
3 Years	157	2672	446	1097	.407	201	228	.882	22	192	214	164	240-1	55	10	1260	8.0
MARK STRICKLAND				Height: 6' 10"			Weight: 215									Temple '92	
2001-02	46	654	91	204	.446	25	44	.568	41	90	131	20	48-0	19	17	208	4.5
BOB SURA				Height: 6' 5"			Weight: 200									Florida State '95	
2003-04	27	956	131	312	.420	123	157	.783	70	153	223	144	72-0	25	5	397	14.7
PAPE SY				Height: 6' 7"			Weight: 225									Gravelines (France)	
2010-11	3	21	2	6	.333	3	3	1.000	2	1	3	2	1-0	1	0	7	2.3
JEFF TEAGUE				Height: 6' 2"			Weight: 186									Wake Forest '09	
2009-10	71	719	90	227	.396	41	49	.837	5	62	67	122	82-0	34	11	228	3.2
2010-11	70	963	133	304	.438	77	97	.794	11	91	102	138	82-0	45	25	361	5.2
2011-12	66	2183	320	671	.477	140	185	.757	21	138	159	321	145-0	106	37	831	12.6
2012-13	80	2628	439	974	.451	199	226	.881	25	155	180	579	181-1	117	28	1166	14.6
2013-14	79	2542	456	1040	.438	318	376	.846	34	174	208	528	158-0	89	17	1304	16.5
2014-15	73	2228	408	887	.460	275	319	.862	30	154	184	513	139-0	125	31	1162	15.9
2015-16	79	2255	434	988	.439	261	312	.837	33	181	214	470	167-2	97	24	1239	15.7
7 Years	518	13518	2280	5091	.448	1311	1564	.838	159	955	1114	2671	954-3	613	173	6291	12.1
CLAUDE TERRY				Height: 6' 5"			Weight: 195									Stanford '72	
1976-77	12	241	47	87	.540	18	21	.857	8	10	18	25	21-0	9	1	112	9.3
1977-78	27	166	25	68	.368	9	11	.818	3	12	15	7	14-0	6	0	59	2.2
2 Years	39	407	72	155	.465	27	32	.844	11	22	33	32	35-0	15	1	171	4.4
JASON TERRY				Height: 6' 2"			Weight: 180									Arizona '99	
1999-00	81	1888	249	600	.415	113	140	.807	24	142	166	346	133-0	90	10	657	8.1
2000-01	82	3089	596	1367	.436	303	358	.846	42	227	269	403	204-2	104	12	1619	19.7
2001-02	78	2697	524	1219	.430	284	340	.835	40	230	270	444	156-0	144	13	1504	19.3
2002-03	81	3081	488	1141	.428	259	292	.887	37	242	279	600	175-2	126	14	1395	17.2
2003-04	81	3018	499	1196	.417	215	260	.827	49	287	336	437	192-2	124	16	1359	16.8
5 Years	403	14043	2356	5523	.427	1174	1390	.845	192	1128	1320	2230	860-6	588	65	6534	16.2
REGGIE THEUS				Height: 6' 7"			Weight: 213									UNLV '78	
1988-89	82	2517	497	1067	.466	285	335	.851	86	156	242	387	236-0	108	16	1296	15.8
ETAN THOMAS				Height: 6' 10"			Weight: 260									Syracuse '01	
2010-11	13	82	10	21	.476	12	15	.800	6	17	23	2	11-0	1	4	32	2.5
JAMES THOMAS				Height: 6' 8"			Weight: 235									Texas '04	
2004-05	2	5	1	2	.500	0	0	—	2	0	2	0	1-0	0	0	2	1.0
JOHN THOMAS				Height: 6' 9"			Weight: 265									Minnesota '97	
2005-06	11	66	3	7	.429	3	4	.750	3	7	10	1	10-0	2	0	9	0.8
DIJON THOMPSON				Height: 6' 7"			Weight: 195									UCLA '05	
2006-07	6	50	6	15	.400	5	6	.833	3	5	8	2	2-0	0	0	17	2.8
RAY TOLBERT				Height: 6' 9"			Weight: 240									Indiana '81	
1988-89	50	341	40	94	.426	23	37	.622	31	57	88	16	55-0	13	13	103	2.1
ANTHONY TOLLIVER				Height: 6' 8"			Weight: 240									Creighton '07	
2012-13	62	963	82	216	.380	44	51	.863	31	124	155	32	66-0	15	12	253	4.1
SEDRIC TONEY				Height: 6' 2"			Weight: 180									Dayton '85	
1985-86	3	24	2	7	.286	1	1	1.000	0	2	2	0	6-0	1	0	5	1.7
1989-90	32	286	30	72	.417	21	25	.840	3	11	14	52	35-0	10	0	88	2.8
2 Years	35	310	32	79	.405	22	26	.846	3	13	16	52	41-0	11	0	93	2.7

ALL-TIME ROSTER: 1968 - 2016, CONT.

YEAR	GP	MINS	FGM	FGA	FG%	FTM	FTA	FT%	OR	DR	TR	AST	PF-D	STL	BS	PTS	PPG
GENE "Bumper" TORMOHLEN				Height: 6' 9"			Weight: 245									Tennessee '59	
1969-70	2	11	2	4	.500	0	0	.000	—	—	4	1	3-0	—	—	4	2.0
GEORGE TRAPP				Height: 6' 8"			Weight: 215									Long Beach St. '71	
1971-72	60	890	144	388	.371	105	139	.755	—	—	183	51	144-2	—	—	393	6.6
1972-73	77	1853	359	824	.436	150	194	.773	—	—	455	127	274-11	—	—	868	11.2
2 Years	137	2743	503	1212	.415	255	333	.766	—	—	638	178	418-13	—	—	1261	9.2
JOHN TSCHOGL				Height: 6' 6"			Weight: 206									UCSB '72	
1972-73	10	94	14	40	.350	2	4	.500	—	—	21	6	25-0	—	—	30	3.0
1973-74	64	499	59	166	.355	10	17	.588	33	43	76	33	69-0	17	20	128	2.0
2 Years	74	593	73	206	.354	12	21	.571	33	43	97	39	94-0	17	20	158	2.1
JEREMY TYLER				Height: 6' 10"			Weight: 260									Tokyo Apache '11	
2012-13	1	5	0	0	—	0	0	—	0	3	3	0	0	0	0	0	0.0
TOM VAN ARSDALE				Height: 6' 5"			Weight: 200									Indiana '65	
1974-75	73	2570	544	1269	.429	294	383	.768	70	179	249	207	231-5	78	3	1382	18.9
1975-76	75	2026	346	785	.441	126	166	.759	35	151	186	146	202-5	57	7	818	10.9
2 Years	148	4596	890	2054	.433	420	549	.765	105	330	435	353	433-10	135	10	2200	14.9
JOHN VALLELY				Height: 6' 3"			Weight: 185									UCLA '70	
1970-71	51	430	73	204	.358	45	59	.763	—	—	34	47	50-0	—	—	191	3.7
1971-72	9	110	20	43	.465	13	20	.650	—	—	11	9	13-0	—	—	53	5.9
2 Years	60	540	93	247	.377	58	79	.734	—	—	45	56	63-0	—	—	244	4.1
JACQUE VAUGHN				Height: 6' 1"			Weight: 190									Kansas '97	
2001-02	82	1856	206	438	.470	104	126	.825	18	150	168	349	183-0	65	2	540	6.6
2003-04	71	1271	107	277	.386	53	68	.779	12	104	116	195	126-0	44	2	270	3.8
2 Years	153	3127	313	715	.438	157	194	.809	30	254	284	544	309-0	109	4	810	5.3
FRED VINSON				Height: 6' 4"			Weight: 190									Georgia Tech '94	
1994-95	5	27	1	7	.143	1	1	1.000	0	0	0	1	4-0	0	0	4	0.8
ALEXANDER VOLKOV				Height: 6' 10"			Weight: 218									Kiev Institute '89	
1989-90	72	937	137	284	.482	70	120	.583	52	67	119	83	166-3	36	22	357	5.0
1991-92	77	1516	251	569	.441	125	198	.631	103	162	265	250	178-2	66	30	662	8.6
2 Years	149	2453	388	853	.455	195	318	.613	155	229	384	333	344-5	102	52	1019	6.8
RASHEED WALLACE				Height: 6' 11"			Weight: 230									North Carolina '97	
2003-04	1	42	8	24	.333	3	3	1.000	1	5	6	2	0-0	1	5	20	20.0
ANTOINE WALKER				Height: 6' 9"			Weight: 245									Kentucky '96	
2004-05	53	2128	420	1013	.415	157	294	.534	126	371	497	194	147-0	64	32	1082	20.4
DWIGHT WALLER				Height: 6' 7"			Weight: 230									Tennessee St. '68	
1968-69	11	29	2	9	.222	3	7	.429	—	—	10	1	8-0	—	—	7	0.6
CHRIS WASHBURN				Height: 6' 11"			Weight: 255									North Carolina State '86	
1987-88	29	174	22	49	.449	13	23	.565	19	36	55	3	19-0	4	8	57	2.0
JIM WASHINGTON				Height: 6' 7"			Weight: 215									Villanova '65	
1971-72	67	2416	325	729	.446	201	256	.785	—	—	601	121	217-0	—	—	851	12.7
1972-73	75	2833	308	713	.432	163	224	.728	—	-	801	174	252-5	—	—	779	10.4
1973-74	73	2519	297	612	.485	134	196	.684	207	528	735	156	249-5	49	74	728	10.0
1974-75	38	905	114	259	.440	41	55	.745	52	141	193	68	86-2	23	13	269	7.1
4 Years	253	8673	1044	2313	.451	539	731	.737	259	669	2330	519	804-12	72	87	2627	10.4
ANTHONY "Spud" WEBB				Height: 5' 7"			Weight: 133									North Carolina State '85	
1985-86	79	1229	199	412	.483	216	275	.785	27	96	123	337	164-1	82	5	616	7.8
1986-87	33	532	71	162	.438	80	105	.762	6	54	60	167	65-1	34	2	223	6.8
1987-88	82	1347	191	402	.475	107	131	.817	16	130	146	337	125-0	63	11	490	6.0
1988-89	81	1219	133	290	.459	52	60	.867	21	102	123	284	104-0	70	6	319	3.9
1989-90	82	2184	294	616	.477	162	186	.871	38	163	201	477	185-0	105	12	751	9.2
1990-91	75	2197	359	803	.447	231	266	.868	41	133	174	417	180-0	118	6	1003	13.4
1995-96	51	817	104	222	.468	74	87	.851	19	41	60	140	68-0	27	2	300	5.9
7 Years	483	9525	1351	2907	.465	922	1110	.831	168	719	887	2159	891-2	499	44	3702	7.7
MARIO WEST				Height: 6' 5"			Weight: 210									Georgia Tech '07	
2007-08	64	269	21	49	.429	17	26	.654	26	22	48	13	61-1	12	4	59	0.9
2008-09	53	268	14	34	.412	14	30	.467	24	32	56	19	35-0	18	4	43	0.8
2009-10	39	142	12	21	.571	6	10	.600	8	19	27	9	25-0	8	0	30	0.8
3 Years	156	680	47	104	.452	37	66	.561	58	73	131	41	121-1	38	8	132	0.8
MARK WEST				Height: 6' 10"			Weight: 250									Old Dominion '83	
1998-99	49	499	22	59	.373	16	45	.356	49	76	125	13	80-0	4	22	60	1.2
JOHN WETZEL				Height: 6' 5"			Weight: 192									Virginia Tech '67	
1972-73	28	504	42	94	.447	14	17	.824	—	—	58	39	41-1	—	—	98	3.5
1973-74	70	1232	107	252	.425	41	57	.719	39	131	170	138	147-1	73	19	225	3.6
1974-75	63	785	87	204	.426	68	77	.883	34	80	114	77	108-1	51	8	242	3.8
3 Years	161	2521	236	550	.429	123	151	.815	73	211	342	254	296-3	124	27	595	3.7
ENNIS WHATLEY				Height: 6' 3"			Weight: 180									Alabama '83	
1987-88	5	24	4	9	.444	3	4	.750	0	4	4	2	3-0	2	0	11	2.2
1993-94	82	1004	120	236	.508	52	66	.788	22	77	99	181	93-0	59	2	292	3.6
1994-95	27	292	24	53	.453	20	32	.625	9	21	30	54	37-0	19	0	70	2.6
3 Years	114	1320	148	298	.497	75	102	.735	31	102	133	237	133-0	80	2	373	3.3
HERB WHITE				Height: 6' 2"			Weight: 195									Georgia '70	
1970-71	38	315	34	84	.405	22	39	.564	—	—	48	47	62-2	—	—	90	2.4
DONALD WHITESIDE				Height: 5' 10"			Weight: 170									N. Illinois '91	
1997-98	3	16	1	2	.500	0	2	.000	0	1	1	1	0-0	0	0	2	0.7
MORLON WILEY				Height: 6' 4"			Weight: 192									Long Beach State '88	
1991-92	41	767	71	160	.444	21	30	.700	22	51	73	166	73-0	43	3	177	4.3
1992-93	25	354	26	81	.321	5	8	.625	9	26	35	81	49-0	26	2	72	2.9
1994-95	5	17	3	6	.500	0	0	.000	0	4	4	6	0-0	1	1	7	1.4
3 Years	71	1138	100	247	.405	26	38	.684	31	81	112	253	122-0	70	6	256	3.6
DAMIEN WILKINS				Height: 6' 6"			Weight: 225									Georgia '04	
2010-11	52	676	69	137	.504	40	56	.714	23	67	90	41	72-0	27	9	180	3.5
DOMINIQUE WILKINS				Height: 6' 8"			Weight: 215									Georgia '82	
1982-83	82	2697	601	1220	.493	230	337	.682	226	252	478	129	210-1	84	63	1434	17.5
1983-84	81	2961	684	1429	.479	382	496	.770	254	328	582	126	197-1	117	87	1750	21.6
1984-85	81	3023	853	1891	.451	486	603	.806	226	331	557	200	170-0	135	54	2217	27.4
1985-86	78	3049	888	1897	.468	577	705	.818	261	357	618	206	170-0	138	49	2366	30.3
1986-87	79	2969	828	1787	.463	607	742	.818	210	284	494	261	149-0	117	51	2294	29.0
1987-88	78	2948	909	1957	.464	541	655	.862	211	291	502	224	162-0	103	47	2397	30.7
1988-89	80	2997	814	1756	.464	442	524	.844	256	297	553	211	138-0	117	52	2099	26.2
1989-90	80	2888	810	1672	.484	459	569	.807	217	304	521	200	141-0	126	47	2138	26.7
1990-91	81	3078	770	1640	.470	476	574	.829	261	471	732	265	156-0	123	65	2101	25.9
1991-92	42	1601	424	914	.464	294	352	.835	103	192	295	158	77-0	52	24	1179	28.1
1992-93	71	2467	741	1584	.468	519	627	.828	187	295	482	227	116-0	70	27	2121	29.9
1993-94	49	1687	430	996	.432	275	322	.854	119	186	305	114	87-0	63	22	1196	24.4
12 Years	882	32545	8752	18743	.467	5288	6506	.813	2531	3588	6119	2321	1773-2	1245	588	23292	26.4
MIKE WILKS				Height: 5' 10"			Weight: 185									Rice '01	
2002-03	15	364	29	81	.358	21	29	.724	9	32	41	42	38-0	16	1	85	5.7
BRANDON WILLIAMS				Height: 6' 6"			Weight: 215									Davidson '96	
2002-03	6	19	1	7	.143	0	0	.000	2	0	2	0	4-0	2	0	2	0.3

Hawks.com /Hawks @ATLHawks

ALL-TIME ROSTER: 1968 - 2016, CONT.

YEAR	GP	MINS	FGM	FGA	FG%	FTM	FTA	FT%	OR	DR	TR	AST	PF-D	STL	BS	PTS	PPG
FREEMAN WILLIAMS				Height: 6' 4"			Weight: 195									Portland St. '78	
1981-82	23	189	42	110	.382	22	26	.846	2	10	12	19	18-0	6	0	110	4.8
GUS WILLIAMS				Height: 6' 3"			Weight: 180									Southern California '75	
1986-87	33	481	53	146	.363	27	40	.675	8	32	40	139	53-0	17	5	138	4.2
LOU WILLIAMS				Height: 6' 1"			Weight: 175									S. Gwinnett HS (GA) '05	
2012-13	39	1119	187	443	.422	105	121	.868	8	72	80	139	55-0	44	10	551	14.1
2013-14	60	1445	197	493	.400	152	179	.849	10	114	124	210	65-0	45	4	625	10.4
2 Years	99	2564	384	936	.410	257	300	.857	18	186	204	349	120-0	89	14	1176	11.9
MARVIN WILLIAMS				Height: 6' 9"			Weight: 245									North Carolina '05	
2005-06	79	1952	235	531	.443	189	253	.747	122	261	383	63	227-1	48	24	672	8.5
2006-07	64	2179	306	706	.433	216	265	.815	84	253	337	121	191-2	52	30	839	13.1
2007-08	80	2765	424	918	.462	336	409	.822	119	338	457	137	225-3	81	33	1185	14.8
2008-09	61	2093	285	622	.458	220	273	.806	110	272	382	81	127-0	57	39	845	13.9
2009-10	81	2468	302	664	.455	176	215	.819	106	310	416	93	160-0	66	46	820	10.1
2010-11	65	1865	246	537	.458	147	174	.845	68	245	313	88	104-0	34	23	676	10.4
1011-12	57	1500	203	470	.432	115	146	.788	76	218	294	71	84-0	47	18	579	10.2
7 Years	487	14823	2001	4448	.450	1399	1735	.806	685	1897	2582	654	1118-6	385	213	5616	11.5
MIKE WILLIAMS				Height: 6' 8"			Weight: 255									Cincinnati '83	
1989-90	5	14	0	4	.000	0	0	.000	0	1	1	0	2-0	0	0	0	0
MILT WILLIAMS				Height: 6' 2"			Weight: 185									Lincoln '68	
1971-72	10	127	23	53	.434	21	29	.724	—	—	4	20	18-0	—	—	67	6.7
RAY WILLIAMS				Height: 6' 3"			Weight: 195									Minnesota '77	
1985-86	19	367	57	143	.399	41	48	.854	19	26	45	67	48-1	28	1	159	8.4
SHAMMOND WILLIAMS				Height: 6' 2"			Weight: 189									North Carolina '98	
1998-99	2	4	0	1	.000	3	4	.750	0	0	0	1	0-0	0	0	3	1.5
SHELDEN WILLIAMS				Height: 6' 9"			Weight: 250									Duke '06	
2006-07	81	1514	166	365	.455	110	144	.764	131	304	435	44	199-1	52	39	444	5.5
2007-08	36	414	37	100	.370	35	51	.686	34	73	107	11	60-0	13	11	109	3.0
2 Years	117	1928	203	465	.437	145	195	.744	165	377	542	55	259-1	65	50	553	4.7
SLY WILLIAMS				Height: 6' 7"			Weight: 215									Rhode Island '80	
1983-84	13	258	34	114	.298	36	46	.783	19	31	50	16	33-0	14	1	105	8.1
1984-85	34	867	167	380	.439	79	123	.642	45	123	168	94	83-1	28	8	417	12.3
2 Years	47	1125	201	494	.407	115	169	.680	64	154	218	110	116-1	42	9	522	11.1
KEVIN WILLIS				Height: 7' 0"			Weight: 235									Michigan St. '84	
1984-85	82	1785	322	690	.467	119	181	.657	177	345	522	36	226-4	31	49	765	9.3
1985-86	82	2300	419	811	.517	172	263	.654	243	461	704	45	294-6	66	44	1010	12.3
1986-87	81	2626	538	1003	.536	227	320	.709	321	528	849	62	313-4	65	61	1304	16.1
1987-88	75	2091	356	687	.518	159	245	.649	235	312	547	28	240-2	68	41	871	11.6
1988-89	MISSED ENTIRE SEASON WITH INJURY																
1989-90	81	2273	418	805	.519	168	246	.683	253	392	645	57	259-4	63	47	1006	12.4
1990-91	80	2373	444	881	.504	159	238	.668	259	445	704	99	235-2	60	40	1051	13.1
1991-92	81	2962	591	1224	.483	292	363	.804	418	840	1258	173	223-0	72	54	1480	18.3
1992-93	80	2878	616	1218	.506	196	300	.653	335	693	1028	165	264-1	68	41	1435	17.9
1993-94	80	2867	627	1257	.499	268	376	.713	335	628	963	150	250-2	79	38	1531	19.1
1994-95	2	89	16	41	.390	10	15	.667	10	26	36	3	7-0	1	3	42	21.0
2004-05	29	344	35	90	.389	17	23	.739	29	47	76	9	53-0	8	7	87	3.0
12 Years	753	22588	4382	8707	.503	1787	2570	.695	2615	4717	7332	827	2364-25	581	425	10582	14.1
BILL "Poodles" WILLOUGHBY				Height: 6' 8"			Weight: 210									Dwight Morrow H.S. (NJ) '75	
1975-76	62	870	113	284	.398	66	100	.660	103	185	288	31	87-0	37	29	292	4.7
1976-77	39	549	75	169	.444	43	64	.673	65	105	170	13	64-1	19	23	193	4.9
2 Years	101	1419	188	453	.415	109	163	.669	168	290	458	44	151-1	56	52	485	4.8
MIKE WILSON				Height: 6' 4"			Weight: 180									Marquette '82	
1986-87	2	2	0	2	.000	0	0	.000	0	0	0	1	1-0	0	0	0	0.0
RICK WILSON				Height: 6' 5"			Weight: 200									Louisville '78	
1978-79	61	589	81	197	.411	24	44	.545	20	56	76	72	66-1	30	8	186	3.0
1979-80	5	59	2	14	.143	4	6	.667	2	1	3	11	3-0	4	1	8	1.6
2 Years	66	648	83	211	.393	28	50	.560	22	57	79	83	69-1	34	9	194	2.9
TREVOR WILSON				Height: 6' 8"			Weight: 211									UCLA '90	
1990-91	25	162	21	70	.300	13	26	.500	16	24	40	11	13-0	5	1	55	2.2
RANDY WITTMAN				Height: 6' 6"			Weight: 210									Indiana '83	
YEAR	GP	MINS	FGM	FGA	FG%	FTM	FTA	FT%	OR	DR	TR	AST	PF-D	STL	BS	PTS	PPG
1983-84	78	1071	160	318	.503	28	46	.609	14	57	71	71	82-0	17	0	350	4.5
1984-85	41	1168	187	353	.531	30	41	.732	16	57	73	125	58-0	28	7	406	9.9
1985-86	81	2760	467	881	.530	104	135	.770	51	119	170	306	118-0	81	14	1043	12.9
1986-87	71	2049	398	792	.503	100	127	.787	30	94	124	211	107-0	39	16	900	12.7
1987-88	82	2412	376	787	.478	71	89	.798	39	1331	170	302	117-0	50	18	823	10.0
5 Years	353	9460	1588	3131	.507	333	438	.760	150	458	608	1015	482-0	215	55	3522	10.0
AL WOOD				Height: 6' 8"			Weight: 195									North Carolina '81	
1980-81	19	238	36	105	.343	20	28	.714	22	22	44	11	34-0	9	1	92	4.8
LEON WOOD				Height: 6' 2"			Weight: 200									Cal St.-Fullerton '84	
1987-88	14	79	16	30	.533	7	8	.875	1	5	6	19	6-0	4	0	48	3.4
HAYWOODE WORKMAN				Height: 6' 2"			Weight: 180									Oral Roberts '89	
1989-90	6	16	2	3	.667	2	2	1.000	0	3	3	2	3-0	3	0	6	1.0
HOWARD WRIGHT				Height: 6' 8"			Weight: 245									Stanford '89	
1990-91	4	20	2	3	.667	1	1	1.000	1	5	6	0	3-0	0	0	5	1.3
LORENZEN WRIGHT				Height: 6' 11"			Weight: 255									Memphis '96	
1999-00	75	1205	180	361	.499	87	135	.644	117	188	305	21	203-3	29	40	448	6.0
2000-01	71	1988	363	811	.448	155	216	.718	180	355	535	87	232-2	42	63	881	12.4
2006-07	67	1035	82	183	.448	9	32	.281	85	131	216	40	204-4	28	28	173	2.6
2007-08	13	148	5	17	.294	3	6	.500	7	30	37	3	26-0	3	3	13	1.0
4 Years	226	4376	630	1372	.459	254	389	.653	389	704	1093	151	665-9	102	134	1515	6.7

ALL-TIME UNIFORM NUMBERS

No.	Player
0	Greg "Cadillac" Anderson
	Dickey Simpkins
	Jeff Teague
00	Tony Delk
	Amal McCaskill
1	Josh Childress
	Lloyd Daniels
	Maurice Evans
	Stephen Jackson
	DerMarr Johnson
	Wes Matthews
	Travis Mays
	Tracy McGrady
	Jeremy Tyler
	Ennis Whatley
	Gus Williams
	Leon Wood
2	Stacey Augmon
	Ira Bowman
	Sean Colson
	Joe Johnson
	Moses Malone
	Anthony "Pig" Miller
	Nazr Mohammed
	James Nunnally
	Walker D. Russell
	Rory Sparrow
3	Shareef Abdur-Rahim
	Cal Bowdler
	Austin Daye
	Craig Ehlo
	Thomas Gardner
	Herm Gilliam
	Al Harrington
	Eddie Johnson
	Slava Medvedenko
	Ken Norman
	Eldridge Recasner
	Bob Sura
	Damien Wilkins
	Lou Williams
	Shammond Williams
4	Chris Crawford
	Matt Freije
	Acie Law IV
	Paul Millsap
	Ken Norman
	Tony Robertson
	Anthony Tolliver
	Anthony "Spud" Webb
5	John Bagley
	Sergei Bazarevich
	DeMarre Carroll
	Josh Davis
	Jerry Eaves
	Dion Glover
	Danny Manning
	Ken Norman
	Billy Paultz
	Eldridge Recasner
	Josh Smith
	Randy Smith
	Tom Van Arsdale
	Freeman Williams
6	Pero Antic
	Cal Bowdler
	Cedric Bozeman
	Travis Hansen
	Kirk Hinrich
	Jermaine Jackson
	James Thomas
	Sedric Toney
	Mario West
7	Jared Cunningham
	Dennis Duval
	Tom Gugliotta
	Justin Holiday
	Tim Kempton
	Toni Kukoc
	Randy Livingston
	Roshown McLeod
	Dean Meminger
	Jannero Pargo
	Wesley Person
	Dijon Thompson
	Al Wood
8	Walt Bellamy
	Darvin Ham
	Anthony Johnson
	Shelvin Mack
	Andy Panko
	Steve Smith
	Alexander Volkov
	Antoine Walker
9	Bob Pettit
10	Don Adams
	Drew Barry
	John Battle
	Mike Bibby
	Mookie Blaylock
	Maurice Cheeks
	Steve Hawes
	Anthony Johnson
	Tim Hardaway Jr.
	Tyronn Lue
	Pace Mannion
	Don Ohl
	Johan Petro
	Joel Przybilla
	Randy Wittman
11	Drew Barry
	Esteban Batista
	Jamal Crawford
	Keith Edmonson
	Shaler Halimon
	Keith Herron
	Sidney Lowe
	Matt Maloney
	Leo Rautins
	Craig Shelton
	Tiago Splitter
	Jacque Vaughn
	Fred Vinson
	Morlon Wiley
	Milt Williams
	Ray Williams
12	Kenny Anderson
	John Battle
	Speedy Claxton
	Bimbo Coles
	Dan Dickau
	Steve Henson
	Kirk Hinrich
	John Jenkins
	Grady O'Malley
	Matt Maloney
	Rodney Monroe
	Josh Powell
	Zeljko Rebraca
	Bob Riley
	Donald Sloan
	Claude Terry
	John Thomas
	Jim Washington
13	Ron Davis
	Boris Diaw
	Dwight Jones
	Hanno Möttölä
	Lamar Patterson
	Glenn Robinson
14	Gustavo Ayon
	Alfred "Butch" Beard
	Charlie Criss
	Predrag "Peja" Drobnjak
	Tom Henderson
	Jim Les
	Ira Newble
	Haywoode Workman
15	Emanual Davis
	Hiram Fuller
	Ricky Grace
	Richie Guerin
	Al Horford
	Priest Lauderdale
	Alfred "Butch" Lee
	Sidney Moncrief
	Jeff Sheppard
	Donta Smith
	Mike Wilson
16	Tom Burleson
	Johnny Davis
	Anthony Grundy
17	Jon Barry
	Tom Hovasse
	Dennis Schröder
	Brandon Williams
19	Richie Guerin
	Pape Sy
20	Jon Barry
	Steve Bracey
	LaPhonso Ellis
	Stewart Granger
	Wilbur Holland
	George Lehmann
	Cartier Martin
	Howard Nathan
	Larry Robinson
	Larry Siegfried
	Salim Stoudamire
	Donald Whiteside
21	Derrick Alston
	Clyde Bradshaw
	Jack "Goose" Givens
	Skip Harlicka
	Dominique Wilkins
22	Greg "Cadillac" Anderson
	Dudley Bradley
	John Drew
	Ed Gray
	Jim Jackson
	Reggie Jordan
	Brevin Knight
	Roy Marble
	Don May
	Anthony Morrow
	Flip Murray
	Rumeal Robinson
	Edy Tavares
	John Tschogl
23	Lou Hudson
24	Kent Bazemore
	Donnie Boyce
	Jim Creighton
	Jim Davis
	Cedric Henderson
	Armond Hill
	Tom Inglesby
	Anthony Johnson
	Juan "Pepe" Sanchez
	Andre Spencer
	Reggie Theus
	Marvin Williams
25	Corey Benjamin
	Erick Dampier
	Terry Furlow
	Paul "Snoop" Graham
	Grant Long
	Eddie Mast
	Joe Meriweather
	Glenn "Doc" Rivers
	Thabo Sefolosha
26	Kyle Korver
27	Joe Caldwell
	Ollie Johnson
	Zaza Pachulia
28	Andrew Lang
	Ivano Newbill
29	David Newmark
	Paul Silas
	Mike Wilks
30	Dahntay Jones
	Wayne "Tree" Rollins
	Mark Strickland
	George Trapp
31	Hilton Armstrong
	Zelmo Beaty
	Rickey Brown
	Bob Christian
	Adam Keefe
	Mike Muscala
	Brian Oliver
	Kenny Smith
	Jason Terry
32	Bill Bridges
	Boris Diaw
	Jon Koncak
	Christian Laettner
	Jeremy Richardson
	Dan Roundfield
	Mike Scott
	Joe Smith
	Bill Willoughby
33	Michael Bradley
	Antoine Carr
	Jerry Chambers
	Tyrone Corbin
	Duane Ferrell
	Willie Green
	James McElroy
	Randolph Morris
	Adreian Payne
	John Pinone
	Len Robinson
	John Wetzel
	Shelden Williams
34	Willie Burton
	Jason Collins
	Randy Denton
	Doug Edwards
	Mike Glenn
	Devin Harris
	Gary Leonard
	John Long
	Jelani McCoy
	Mamadou N'diaye
	Isaiah Rider
	Jeff Sanders
	Tony Smith
	Ray Tolbert
	Gene Tormohlen
	Dwight Waller
	Herb White
35	Antoine Carr
	Ronnie Grandison
	Darrin Hancock
	Reggie Slater
	Mike Williams
	Sly Williams
36	Royal Ivey
	Etan Thomas
	Rasheed Wallace
38	Mikki Moore
40	Jason Collier
	Gary Gregor
	Antonio Harvey
	Durand "Rudy" Macklin
	Tim McCormick
	Mike McGee
	Mike Sojourner
	John Vallely
41	Tom Barker
	Ron Behagen
	Sam Pellom
	Blair Rasmussen
	Leon Smith
	Mark West
	Howard Wright
42	Elton Brand
	Len Chappell
	Don Collins
	Jeff Halliburton
	Connie Hawkins
	Walt Hazzard
	Tom Inglesby
	Henry James
	Theo Ratliff
	Jerry Stackhouse
	Kevin Willis
	Rick Wilson
	Lorenzen Wright
43	Lorenzo Charles
	Kris Humphries
	Clyde Lee
	Grant Long
	Alex Stivrins
44	Ken Charles
	Art Collins
	Greg Foster
	Scott Hastings
	Alan Henderson
	Ivan Johnson
	Solomon Jones
	Bob Kauffman
	Pete Maravich
	Michael Stewart
	Trevor Wilson
45	Randy Breuer
	Dexter Pittman
	Sean Rooks
	Paul Shirley
50	John Brown
	Matt Bullard
	Othello Hunter
	Chris Washburn
51	Todd Mundt
52	Chucky Brown
	George Johnson
	James Lang
	Tom McMillen
53	Mark Landsberger
	Cliff Levingston
54	John Edwards
	Obinna Ekezie
	Tom McMillen
	Lee Nailon
	Tom Payne
	Dale Schlueter
55	Jordan Crawford
	Dikembe Mutombo
77	Vladimir Radmanovic
92	DeShawn Stevenson

THE HISTORY OF THE HAWKS

FROM MILWAUKEE, TO ST. LOUIS, TO ATLANTA.

It was a setting made for Mark Twain. A banjo box gymnasium called Wharton Field House seating 6,000 on hardwood benches in a city, or should we say three cities, straddling the Mississippi River is where the Atlanta Hawks have their roots.

They were known as the Tri-City Blackhawks, one of the original members of the National Basketball Association after a mid-summer merger in 1949 of the 12-year-old National Basketball League and the four-year-old Basketball Association of America formed the new league.

The Illinois cities of Moline and Rock Island and Davenport, Iowa across the river formed the formal name of the neophyte Blackhawks, coached by Roger Potter.

In the opening game at Wharton Field House, the Blackhawks beat the old Denver Nuggets, 93-85. But after a string of six losses, Potter became the first former coach of the franchise, as he was replaced by Red Auerbach.

The first edition of the Blackhawks made the playoffs, despite being six games under .500, but dropped out in the first round to the Anderson Duffey Packers. Then the coach, better known as Red Auerbach, left for Boston and many green-and-white World Championship banners.

After two years and a grammatical change to Tri-Cities, the Blackhawks packed their bags and moved to Milwaukee. They shortened the nickname to the Hawks and struggled for four years, never winning more than 27 games and finishing last each season. But it was in Milwaukee where the Hawks made a draft choice that would solidify the franchise for years to come.

His name was Bob Pettit. A first-round draft choice from Louisiana State in 1954, Pettit played his entire 11-year career with the Hawks, moving with the club to St. Louis in 1955. He wrote nearly every record in the Hawks' record book and was a four-time MVP of the annual NBA All-Star game, more times than any other player in history.

From 1957 through 1961, the Hawks won five consecutive Western Conference titles. Pettit was the star of the show and had an excellent supporting cast with Cliff Hagan, Slater Martin, Charley Share and Ed Macauley.

In 1958, the Hawks captured their lone World Championship by defeating Boston, four games to two. On three other occasions during the five-year stretch, the Hawks advanced to the finals only to lose to the Celtics each time.

For no apparent reason, the Hawks turned sour during the 1961-62 season and had it not been for the expansion of the Chicago Packers, the club would have gone from first to last in just one year. It was the only spring the Hawks failed to qualify for the playoffs in the 13 seasons they spent in St. Louis.

Fortunately for the franchise, Harry Gallatin, the former All-Pro with the New York Knickerbockers, took over the reins the following season and guided the Hawks to a second-place finish and back into the playoffs. For his efforts, Gallatin became the first recipient of the NBA's Coach of the Year award.

But Gallatin couldn't put the Hawks back on top and was replaced in the middle of the 1964-65 season by Richie Guerin, another Knick standout. The club again made the playoffs but was upset in the opening round by the Baltimore Bullets, a team which finished under .500 and eight games behind the Hawks during the regular season.

After the playoff loss, Pettit took off his uniform for the last time. He wound up his career with a 26.4 scoring average topped by a 31.1 mark during the disappointing '61-'62 campaign. His rebounding standards were even more incredible, a career average of 16.2, and a single-season high of 20.3 set during the 1960-61 season. He was named first-team All-Pro in his first ten seasons in the league, and second-team in his 11th and final season. In 1970, Pettit was enshrined in the Basketball Hall of Fame, and his uniform #9 has been retired.

The Hawks were becoming a young team as was characterized by the early Pettit-led teams. A year later, Hagan was gone, representing the last remaining link to the '58 Championship team.

In their places were Lou Hudson, the number one pick in 1966, Zelmo Beaty, Joe Caldwell, Lenny Wilkens and Bill Bridges. By 1968, the Hawks added another Western Conference title with a record of 56-26 — at that time the best in the team's history — and Guerin became the Hawks' second Coach of the Year.

Then came the shocker.

During the broadcast of an Atlanta Braves baseball game, announcer Milo Hamilton told Atlanta fans the city was going to have a professional basketball team. It was, of course, the Hawks, a perennial NBA powerhouse, moving from St. Louis to Atlanta.

Bringing the team to the South were two of Atlanta's and Georgia's most respected gentlemen, businessman Thomas G. Cousins and former governor Carl E. Sanders. They acquired the club from Ben Kerner.

Skeptics viewed the move as one of disaster since Atlanta had no facility for professional basketball and noted that the area was a hotbed for football, and there was not room for both sports.

It goes without saying that they were wrong on both counts.

THE HISTORY OF THE HAWKS, CONT.

The Hawks received permission to play their games in Alexander Memorial Coliseum on the Georgia Tech campus until a new arena could be constructed. Five years later that realization came true when The Omni was completed.

Under Guerin, the Hawks were sensational the first two years in Atlanta. They won the Western Conference title again in 1970 and advanced to the conference finals both seasons before losing to the star-studded Los Angeles Lakers.

With the emergence of the American Basketball Association came the fall of the Hawks. The new league raided the NBA teams, offering big money to the NBA stars in order to build credibility. Beaty was the first to jump in 1969, and Caldwell followed a year later.

Though the Hawks drafted Pete Maravich, the college scoring champion from Louisiana State, in 1970, the team struggled into the playoffs the next two seasons. The club finished 10 games under .500 each year and couldn't get past the first round of the playoffs.

For the 1972-73 season, the Hawks moved into The Omni, then a 16,500-seat structure, with a new coach, Cotton Fitzsimmons. Behind the 27.1 scoring average of Hudson, the Hawks responded to the new surroundings by reversing the record of the previous year.

The next year, however, the Hawks failed to make a playoff appearance for the first time in 12 seasons, and second in 19. Only another expansion team, this time the New Orleans Jazz, kept the club from plummeting into last place. The first move to rectify the situation was to trade Maravich to New Orleans for a slew of draft choices.

Owning the first and third selections in the 1975 NBA College Draft, the Hawks chose David Thompson from North Carolina State and Marvin Webster from Morgan State. The NBA-ABA bidding war was at its peak and both players opted for the Denver Nuggets of the rival league.

The team lost 51 games, the most in thirteen years, and tumbled into last place for the first time since the team left Milwaukee. Fitzsimmons lost his job eight games from the end (1975-76).

The bright spot on the club was the emergence of John Drew, a second-round pick in 1974, as one of the premier offensive players in the league. Drew, who was Basketball Weekly's Rookie of the Year for 1974-75 while leading the league in offensive rebounds, averaged 21.4 points per game in his second season.

Rumors abounded that a move was imminent, and that a new owner was soon to purchase the team; but Hubie Brown, who coached the Kentucky Colonels to the 1975 NBA Championship, took over the team and promptly began to change the team's image. Midway through the 1976-77 season (January '77), half of the rumor became reality as R.E. "Ted" Turner, owner of the Braves and WTCG-TV, bought the club but stated the team would remain in Atlanta.

Hudson, an 11-year veteran of 730 NBA games, all in a Hawks uniform, was traded to Los Angeles (Lakers) as a youth movement was instituted. The #23 worn by Hudson was retired on the Lakers' first visit to the Omni, marking the second Hawks number to be retired. The two men so honored to that point, Pettit and Hudson, shared the Atlanta record for the most points scored in one game: 57.

Brown's first team suffered through a difficult initial year ('76-'77) by finishing in sixth place in their division with a 31-51 record. The team made a dramatic turnaround just one year later (1977-78), becoming the Cinderella team of the NBA, by advancing to the playoffs for the first time in five years. Brown was named NBA Coach of the Year as the fans became "Hubie's Sixth Man." In addition to Brown's coaching, Atlanta's move forward was sparked by two rookies who would have an impact in the team's history for years to come.

Seven-foot-two center Wayne "Tree'' Rollins was selected by the Hawks in the first round of the NBA draft to secure the middle for the team. The Hawks' other impact pick was 6-2 guard Eddie Johnson. These two additions, along with a proven veteran like Drew, would comprise the nucleus of the team.

The Hawks were again playoff participants in 1978-79, but it was just a building block for the following season. Atlanta added forward Dan Roundfield that season and his play, along with the other players, brought the Central Division title to Atlanta in 1979-80. The squad finished with a 50-32 mark, and a first-place finish for the first time in nine years, and three players, Drew, Johnson and Roundfield, participated in the 1980 NBA All-Star game.

After just one season at the top, the Hawks fell 20 games under the .500 mark (1980-81), finishing 31-51 and out of the playoffs for the first time in four years.

Atlanta replaced Brown as coach with former New York/New Jersey Nets coach Kevin Loughery, and he led the Hawks back to the playoffs during both of his seasons in Atlanta (1981-82 and 1982-83) before leaving the team following his final year for another coaching position.

The Hawks' biggest move during Loughery's tenure was made off the court on September 3, 1982. The team traded players John Drew and Freeman Williams plus cash to the Utah Jazz in exchange for Dominique Wilkins, who they had selected that year in the NBA draft. Wilkins, a former All-American player at the University of Georgia, was a unanimous choice to the NBA All-Rookie first team in his rookie season, which was a preview of coming attractions.

THE HISTORY OF THE HAWKS, CONT.

Former Hawks assistant Michael Fratello was named to succeed Loughery as the Atlanta franchise's fifth head coach, and he promptly led the Hawks to their third consecutive playoff appearance in 1983-84.

Seeking to change their fortunes and join the NBA elite teams, Atlanta implemented their second youth movement. The Hawks introduced a three-year rebuilding plan in 1984-85 that would hopefully bring the team closer to a championship.

The movement started with the Hawks dealing Roundfield to the Detroit Pistons for forwards Cliff Levingston and Antoine Carr and two future draft picks. Roundfield concluded his six-year career with three All-Star seasons and a 17.6 points-per-game average. In addition to acquiring the youthful forwards, Atlanta drafted another big man in 7-0 center Kevin Willis of Michigan State. Willis' size and speed for an inside player would give the Hawks added depth in the frontcourt. The task of rebuilding was a long and difficult process for Fratello and the Hawks that season as the club finished 34-48 and out of the playoffs for only the second time in eight years.

As a result of missing the playoffs, there was some consolation as the team prepared for the '85-'86 season. The Hawks were allowed to participate in the NBA's first draft lottery (where the seven teams not making the playoffs were allowed to draw for the top seven picks in the 1985 draft), and with the fifth selection, Atlanta grabbed another seven-footer, SMU's Jon Koncak.

One of Atlanta's interesting free agent signings that season was 5-7 guard Anthony "Spud" Webb from N.C. State. A diminutive athlete who defied the odds of making an NBA roster, Webb electrified fans throughout the league with his speed and incredible jumping ability (42 inches). That talent was showcased at the 1986 NBA All-Star Weekend, as Webb defeated his teammate and defending champion Wilkins in the '86 Slam Dunk contest.

Despite the loss of his "crown," Wilkins became the first Atlanta player to lead the NBA in scoring after averaging 30.3 points in '85-'86. He was also honored with his first appearance in the NBA All-Star game, and he was also named to the first-team All-NBA squad.

As a team, the Hawks tied franchise marks for most wins in a season (50) and best home record (34-7), and their 50-32 record, which was second in the Central Division, was the league's biggest turnaround (+16 games) from the previous campaign. For his efforts, Fratello was named Haggar/NBA Coach of the Year.

With the high expectations of the 1986-87 season awaiting them, the Hawks provided another year of outstanding play. A franchise record 57 wins capped an extraordinary season that saw Atlanta win the Central Division title. With the third-best record in the NBA, the Hawks established themselves among the league's elite teams, and with the combination of talent and athletic ability, they became one of the NBA's most popular teams. Wilkins finished second among the league's leaders in scoring with a 29.0 average, and was voted an All-Star starter for the first time in his career (his second appearance overall).

Several individual records were also established as Glenn "Doc" Rivers broke Atlanta's single-season assist record with 823, which also ranked him fourth in the NBA (10.0 average). Rollins moved into second place on the NBA's all-time blocked shots list, and Mike McGee set an all-time team mark for three-point goals (86) and attempts (229). The team made the playoffs for the second straight season and defeated Indiana in the first round, but faltered in the second round and lost to the Detroit Pistons.

The following season ('87-'88), the Hawks were replaced as division champs by Detroit, as Atlanta concluded the season four games out of first place with a 50-32 record. Highlighting the year's achievements was the first appearance by a Hawks coach in the annual NBA All-Star game, as Mike Fratello earned the spot after Atlanta placed the best record in the Eastern Conference over the first half of the season. Joining Fratello on the victorious East squad were Wilkins and Rivers, who scored 29 and nine points respectively.

An exciting seven-game second-round playoff series against Boston ended the Hawks' quest for a possible championship series berth, but Atlanta followers, who during the season set new attendance records in The Omni, anxiously awaited the start of the 1988-89 year as the Hawks made two off-season acquisitions to challenge for the NBA championship.

With the addition of Moses Malone and Reggie Theus, many prognosticators around the country believed the Hawks would pose a serious threat for the club's second NBA title, but that was prior to the monumental loss of Willis, who would miss all 82 games with a fracture in his left foot. Despite the absence of the seven-foot forward, Atlanta ended the season with its fourth straight 50-win campaign (which at that time was the longest current streak in the Eastern Conference).

But what most will remember about the Hawks' '88-'89 season is the disappointing end to their title dreams, as the Milwaukee Bucks, who were beaten in all six regular season meetings with Atlanta, upset the Hawks in the first round of the NBA playoffs, three games to two.

The Hawks continued to struggle in 1989-90 as injuries plagued the team over much of the season, forcing them to miss the playoffs for the first time in five years. With a 41-41 record, Atlanta dropped to sixth place in the Central Division.

As a result, Michael Fratello resigned as head coach on April 23, 1990 and was replaced on May 22 by former NBA player and San Antonio Head Coach Bob Weiss.

On the strength of a 22-game home winning streak, Atlanta returned to the playoffs and pushed the

THE HISTORY OF THE HAWKS, CONT.

two-time defending champion Detroit Pistons to five games before the curtains fell on the 1990-91 season.

Weiss' coaching approach wasn't lost on Hawks fans, as well as the rest of the league, and was certainly evident in December when he was named Digital/NBA Coach of the Month as Atlanta streaked to an 11-3 record.

The season also brought improved play from Wilkins, who soared to his sixth NBA All-Star Game appearance in addition to Player of the Week (in January) and Month (in February) honors. While leading the team in scoring for the eighth straight season, he led the team for the first time in rebounding, and finished third in assists.

Unfortunately for the Hawks, January 28, 1992 was the telling blow of the 1991-92 season. Prior to that evening's game against Philadelphia, Wilkins was selected as a reserve for the Eastern Conference All-Star Game and was looking forward to the opportunity to become the 17th player in league history to reach the 20,000-point level. In the second quarter (with 5:32 remaining), the 6-8 forward, whose 28.1 scoring average trailed only Chicago's Michael Jordan, suffered a ruptured right achilles tendon injury which forced him to miss the remainder of the season.

At the time, Atlanta's record was 22-20. Without their veteran, the Hawks finished 16-24 and surprisingly, only one game away from making the 1992 NBA Playoffs. It came down to the final regular season game of the season, and if not for a 112-108 loss at Cleveland, Weiss' squad would have capped off an injury-filled campaign by earning an opening round playoff berth against Chicago.

Not only were the Hawks without the services of Wilkins for the final 40 games, but the outside shooting of Travis Mays was absent for 80 games after he suffered tendon problems in his right ankle after the second game of the year.

While deserving of an All-Star position prior to replacing his fallen teammate, center Kevin Willis' production was worthy of praise. After years of unfulfilled expectations, he led Atlanta in scoring (18.3), rebounding (15.5) and minutes played (2,962). His work on the boards (which also placed him second in the NBA) enabled him to become Atlanta's all-time season rebounding leader (1,258), and his 33 rebounds against Washington was an Atlanta game record.

The 1992-93 season saw the previous season's goal attained: the Hawks finished 43-39 and met the Chicago Bulls in the first round of the playoffs. An appearance in the playoffs had alternately seemed likely and impossible throughout this tumultuous season. To begin the season, Wilkins returned to the court after his career-threatening achilles injury to score his 20,000th point and become only the 17th NBA player to do so. Atlanta gained a true point guard from the New Jersey Nets as Rumeal Robinson was traded away for Nets guard Mookie Blaylock. Blaylock provided the leadership and ball distribution that the Hawks so desperately needed, and the season showed potential.

Although the first half of the season was spent in the depths of mediocrity, there were some bright spots. On February 2, Wilkins scored 31 points against Seattle to become the franchise's all-time leading scorer by breaking Bob Pettit's long-standing record of 20,880.

Slated to face the Bulls in the first round of the NBA Playoffs, the games went quickly, with Chicago sweeping the Hawks in three en route to their third straight NBA title.

Immediately after the season, the Hawks announced that Weiss would not have his contract extended. The search for a new coach began in April and ended on June 1, when former Cavaliers Head Coach Lenny Wilkens rejoined the franchise. Wilkens, who spent eight years with the Hawks in St. Louis and entered the 1993-94 season 69 victories behind Arnold "Red" Auerbach's league-record total of 938 career coaching wins, brought longtime assistant coaches Dick Helm and Brian Winters with him in the move to Atlanta and began to look at the talent he was handed. With the draft at hand and a #15 first-round pick, the Hawks took Doug Edwards, a 6-7 forward known for his defense and passing, a perfect complement to the Hawks' squad.

While it was believed Wilkens and his staff would improve the Hawks fortunes, no one imagined the results would be so immediate. The 1993-94 season brought the franchise's third Central Division championship, a 57-25 record (the best in the Eastern Conference), and the first IBM/NBA Coach of the Year award for Wilkens, who also earned his fourth All-Star coaching assignment by leading the Eastern Conference All-Stars during the 1994 Game in Minneapolis.

Blaylock's season was also highlighted by his first appearance in the NBA All-Star Game, joining fellow teammate Wilkins and the Hawks coaching staff on the Eastern Conference squad.

For Wilkins however, his All-Star showing would be his last in an Atlanta uniform, when on February 24, the Hawks traded their future Hall-of-Famer and a number one draft pick to the Clippers for Danny Manning, ending a 12-year career in Hot-lanta. Wilkins, who began the 1994-95 season in Boston, concluded his days in Atlanta as the franchise leader in numerous categories including games played (882), minutes played (32,542), steals (1,245), points scored (23,292) and scoring average (26.4).

The 1994-95 season began with a bang, as two games into the season the Hawks traded Kevin Willis, who ranked among Hawks all-time leaders in every rebounding category. In exchange for Willis and a future first-round pick, Atlanta received Steve Smith and Grant Long from the Heat, who helped form the cornerstone for the future of the franchise.

THE HISTORY OF THE HAWKS, CONT.

Adjusting to the change in team chemistry didn't come easily. The Hawks came out of the gates slowly for the second consecutive year, before eventually recovering to the .500 mark (30-30) on March 10.

The highlight of the season was Lenny Wilkens' pursuit of Red Auerbach's all-time NBA wins mark of 939.

After trying unsuccessfully three times to deliver the record breaking win, the stage was set for a home game against Washington on January 6. Behind 23 points from Ken Norman, Atlanta pulled away early, eventually winning 112-90.

Going into the playoffs, Atlanta was playing their best ball of the season, getting solid contributions all around.

Unfortunately for the Hawks, their first round opponent was the Central Division champion (and Atlanta arch-rival) Indiana Pacers, a tough, veteran club as well. The Pacers were on top of their game and swept the Hawks, 3-0.

Going into the 1995-96 season, the Hawks hoped to return to the upper echelon of the Eastern Conference as their nucleus continued to grow stronger with experience. Atlanta felt they had the right mix to contend again immediately.

The season turned for the better on the night of January 7, as the team was stranded in New Jersey, due to the Blizzard of '96. After having a contest with the Nets postponed, the Hawks came home and reeled off 10 consecutive wins.

As the Hawks rolled toward the playoffs, the team hit a couple of bumps, losing three straight home games at one point in the final month of the season. But a win at Miami on the last day of the season sealed the sixth playoff spot for the Hawks, where they would face the Pacers for the third consecutive year.

When Reggie Miller's three-point attempt at the final buzzer rimmed out, the Hawks had prevailed in an exciting five-game series.

Although the Hawks fell to the Orlando Magic in the second round of the playoffs in five games (4-1), they didn't go down without a fight.

The acquisition of Dikembe Mutombo in 1996 gave Atlanta the big defensive presence in the middle they lacked since "Tree" Rollins. Mutombo's combination of shot blocking and rebounding ability is unparalleled in the NBA.

As the 1996-97 season began, the Hawks featured four All-Star caliber players and Dream Team III head coach Lenny Wilkens at the helm.

The addition of Mutombo, along with the movement of Laettner to his natural position, helped lead Atlanta to 56 wins (one off the franchise record), including a 20-game home winning streak and a franchise-tying 36 home wins.

Over the first two months of the season, the Hawks went 16-11, setting the stage for a record January. Atlanta went 14-2 that month, the most wins in a single month in franchise history. The Hawks reeled off 10 straight wins, equalling the fourth-best win streak in Atlanta history.

The Hawks pulled out a 3-2 win in the first round of the playoffs against the Pistons, setting the stage for a showdown with the Bulls.

After almost pulling out game one in Chicago, the Hawks did the unthinkable, winning at the United Center, and becoming the first team to win a road playoff game there since 1995. But the Bulls reeled off the next three games to win the series.

Mookie Blaylock turned in another solid season, leading the NBA in steals (2.7) for the first time, while Mutombo finished second in the league in blocked shots (3.3) and rebounding (11.6).

The Hawks pulled out a 3-2 win in the first round of the playoffs against the Pistons.

After almost pulling out game one of Round Two in Chicago, the Hawks did the unthinkable, winning at the United Center, and becoming the first team to win a road playoff game there since 1995. But the Bulls reeled off the next three games to win the series.

The Hawks success brought individual honors to a couple of players as Mutombo took home the NBA's Defensive Player of the Year Award and a first-team All-Defensive honor. Blaylock also received consideration for the All-Defensive team, garnering second team honors.

The start of the 1997-98 season brought an unparalleled level of excitement over the city. The Hawks began the season with a franchise record 11-game winning streak, tying the fifth-best start in NBA history.

The rest of the season didn't live up to the first month's promise, however, as Atlanta posted a 5-8 mark in December followed by a 9-8 January, which led to a 29-20 mark after the All-Star break.

After finishing fifth overall in the conference, the Hawks solidified a first-round playoff matchup with the Charlotte Hornets, a team Atlanta had swept, 4-0, during the regular season.

The playoffs didn't hold true to form, as the Hornets surprised the Hawks, winning the series, 3-1, and moving on to face eventual champion Chicago in the second round.

Alan Henderson was named as the league's Most Improved Player after posting career-highs in points (14.3), rebounds (6.4), assists (1.1), shooting percentage (.485) and free throw percentage (.652).

The 1998-99 season was memorable for many reasons. A season cut short by the NBA's first

THE HISTORY OF THE HAWKS, CONT.

work stoppage (lockout), Atlanta put together a 31-19 mark, just two games off the best mark in the Eastern Conference.

The Hawks finished up 2-1 in May, and headed into the playoffs with the fourth seed.

The playoffs also proved to be a make-or-break proposition, as Atlanta took a 3-2 first round win over Detroit, but followed it with a difficult 4-0 second round loss to eventual Eastern Conference finalist New York.

The 1999 offseason was one of great transition, as the Hawks traded the longtime backcourt tandem of Mookie Blaylock and Steve Smith.

As the team moved into their new home, Philips Arena, the youthful and athletic direction of the team promised to be exciting.

The 1999-2000 saw the opening of the state-of-the-art Philips Arena, where the Hawks recorded a 21-20 mark on the campaign. Early on, after pulling even at a 9-9 mark, the Hawks went just 19-45 the remainder of the season.

Rookie Jason Terry brought hope for the future, as the 10th overall pick was named to the NBA's All-Rookie second team.

Dikembe Mutombo was once again named to the Eastern Conference All-Star team and won the NBA rebounding title for the first time in his career. He also finished second in blocked shots and field goal percentage.

Following the season, head coach Lenny Wilkens elected to resign his position, setting the stage for the Lon Kruger era. Kruger, who spent 18 years as a college coach at Pan American, Kansas State, Florida and Illinois looked to duplicate his success on the pro level.

While 2000-01 was not a successful season from a won-loss standpoint, a strong foundation was laid, and the subsequent offseason provided an excitement level unmatched in recent years.

Despite being on the losing end of the most contests in franchise history (57), Lon Kruger's group showed outstanding effort on a nightly basis and the team's attitude did not go unnoticed.

Jason Terry avoided the sophomore jinx in a big way leading the team with 19.7 ppg, the highest by a Hawk since Steve Smith's 20.1 output in 1997-98.

A mid-season trade changed the look of the team's future, as center Dikembe Mutombo was traded to the Philadelphia 76ers for three talents – Theo Ratliff, Toni Kukoc and Nazr Mohammed.

Ratliff was named the Eastern Conference's starting center in the 2001 NBA All-Star Game, but was unable to play due to a fractured wrist. That injury also pushed his Hawks debut back to the 2001-02 season.

Three-time NBA champ Kukoc and the unheralded Mohammed both made major contributions, with Mohammed playing so well he was re-signed in the offseason.

The draft day acquisition of the Grizzlies' Shareef-Abdur Rahim provided a tremendous amount of buzz around the league, as the experienced, yet young 2000 U.S. Olympian will now lead his hometown team.

Injuries became a major story of 2001-02, as the Hawks lost an NBA-high 319 games due to injury/illness.

While there were some terrific individual performances — Shareef Abdur Rahim's All-Star appearance, 50-point game and all-around consistent play - the loss of Theo Ratliff for 79 of the season's 82 games proved too much to overcome in a 33-49 campaign.

Jason Terry also shined, averaging 19.3 ppg (his second straight season over 19 ppg), while the exciting DerMarr Johnson showed significant development over his rookie season.

The Hawks delivered a solid performance over the second half of the season, going 17-16 following the All-Star break (after a 16-33 first half).

Ira Newble, signed in mid-January, brought a toughness and defensive presence to the club, starting 35 of 42 games in which he played.

The summer of 2002 saw another draft night trade, as the Hawks acquired Gonzaga point guard Dan Dickau from the Sacramento Kings in exchange for a future first round pick. In the second round, Atlanta selected Australian David Andersen (37th overall).

An early August trade added All-Star forward Glenn Robinson to the Hawks roster, bringing one of the league's best mid-range shooters and scorers to the Atlanta roster.

There were very high expectations entering the 2002-03 season.

After a 6-4 start through 10 games, the Hawks dropped 12 of 17, costing head coach Lon Kruger his job. Assistant coach Terry Stotts replaced Kruger and had a rough start as well, going 3-11.

But the Hawks showed signs of life in mid-January, and really began playing solidly following the All-Star break.

Speaking of All-Star, the 2003 classic, held at Philips Arena, was certainly a highlight for the franchise and the city, as the first-ever double overtime All-Star game ended with a 155-145 West win. Kevin Garnett (37 points) secured MVP honors in Michael Jordan's final All-Star appearance.

Atlanta produced a 16-17 mark following the break, and posted a 6-2 mark in April. Glenn Robinson, Shareef Abdur-Rahim and Jason Terry combined to average 57.9 ppg, becoming the highest-scoring trio

THE HISTORY OF THE HAWKS, CONT.

in the league on the season. Additionally, center Theo Ratliff returned to All-Star form in the season's second half.

After the first part of the 2003-04 season didn't go as planned, General Manager Billy Knight decided major changes had to be made for the franchise to move forward. His vision included adding young, versatile and athletic players, and taking no shortcuts to build a long-term winner.

Over a 10-day span in February, Knight pulled off three major trades, leaving the Hawks with massive salary cap room for the summer of 2004.

In another move that changed the shape of the franchise, the Hawks were sold to a nine-man ownership group led by businessmen Bruce Levenson and Michael Gearon on March 31, 2004.

On the court, Stephen Jackson had a breakout season, while rookies Boris Diaw and Travis Hansen showed signs of things to come.

Leading into 2004-05, the Hawks made several roster moves,including the acquisitions of veterans Al Harrington, Antoine Walker, Tony Delk, Peja Drobnjak and Kenny Anderson, and the return of former Hawks Kevin Willis and Jon Barry. Additionally, the team stocked up with four draft picks — Josh Childress (sixth overall), Josh Smith (17th), Donta Smith (34th) and Royal Ivey (37th).

By the time the smoke cleared, only two players remained on the roster (Chris Crawford and Boris Diaw) from the start of the previous season.

The season was a frustrating one in some ways (with a 13-69 finish), but also led to opportunities for the team's young nucleus to get significant playing time as the season went along.

Childress and Smith especially made progress, with both earning NBA second-team All-Rookie honors after solid rookie campaigns.

The high-flying Smith captured the imagination of the entire league on All-Star Weekend in Denver, single-handedly rejuvenating the Slam Dunk Contest in the process. The 19-year-old rookie put together four devastating dunks (three earned perfect 50's) en route to earning the title.

In the 2005-06 campaign, the young Hawks showed significant progress, both individually and team-wise. The addition of the multi-talented Joe Johnson was a huge step for the franchise, as was the drafting of Marvin Williams (2nd overall) and Salim Stoudamire (31st overall).

After a blockbuster trade to acquire him prior to the season, Johnson was everything the team expected and more, coming up with four 40+point games, the most since Dominique Wilkins' eight in 1992-93, leading the team in several offensive categories, breaking the franchise's single-season record for minutes played and earning a spot on the prestigious USA Senior National Team program.

Another offseason acquisition, restricted free agent signee Zaza Pachulia, proved to be a great find in the pivot. Second-year man Josh Smith came on especially strong after the All-Star break, and finished second in the NBA in total blocks. Williams and Stoudamire showed promise as well, the former improving his scoring and rebounding every month.

The club went 26-56, doubling the previous season's win total, improving more than all but two teams in the league. With the club believed to be the youngest in NBA history (avg. age – 23), the sky seems to be the limit.

In September of 2006, the franchise (and fans around the world) celebrated the induction of legend Dominique Wilkins into the Naismith Basketball Hall of Fame, as he took his rightful place among the immortals of the sport.

The 2006-07 campaign saw continued growth of the team's exciting young core, despite a devastating rash of injuries. Four of the team's top seven players missed 20 or more games, and Atlanta only had six games with all top seven players healthy.

Joe Johnson stepped up as one of the elite players in the league, ranking ninth in the NBA in scoring (25.0), while earning the team's first All-Star berth since 2002. Johnson missed the first games of his six-year career due to injury (missing 25 total), yet recorded 19 30-point games, and set a franchise record by beginning the season with seven consecutive games scoring 25 or more.

Josh Smith was outstanding as well, placing second in the league in blocks (207), in the process of becoming the youngest player in NBA history (21 years, 88 days) to reach the 500-block milestone. But his all-around game began to catch up as well, as he was one of just three men in the league to rank in the top 20 in blocks, steals and rebounds.

Still the youngest team in the NBA, Atlanta saw its win total improve for the third straight season (Hawks finished 30-52), as all five of the team's top players (Johnson, Smith, Josh Childress, Marvin Williams and Zaza Pachulia) finished with career-high scoring numbers.

The Hawks' patience over the last several years paid off in the 2007-08 season. After recording a 37-45 mark and reaching postseason play for the first time since 1999, Atlanta took the NBA's top regular season team and eventual champion (Boston) to seven games, before falling 4-3 in the thrilling first round series. The home contests (all Hawks wins) in particular generated tremendous support from the Philips Arena faithful, and raised eyebrows around the NBA.

Veteran point guard Mike Bibby was added to the roster at the trade deadline, and the Hawks' picked it up offensively in the second half of the season, playing their way into the playoff picture.

THE HISTORY OF THE HAWKS, CONT.

Several Hawks players pushed their games to the next level — Joe Johnson earned his second straight All-Star berth, Josh Smith again finished second in the league in blocks (and placed sixth in Defensive Player of the Year voting), Al Horford was the only unanimous selection to the NBA All-Rookie team (finishing as the runner-up for Rookie of the Year) and Josh Childress was sixth in voting for the NBA's Sixth Man Award.

The momentum generated in the 2007-08 playoffs certainly carried over into the 2008-09 regular season, as Atlanta recorded its best (and first .500 or better) campaign in 10 years.

Sporting one of the league's best home records (31-10), the Hawks improved their overall mark for the fourth straight year, going 47-35, finishing second in the Southeast Division and fourth in the Eastern Conference.

Joe Johnson made the All-Star game for the third straight season, and hit the 10,000 career point plateau on Jan. 31.

Atlanta reached the Eastern Conference semifinals (also for the first time since 1999), as they took out Miami, 4-3 in the first round, before falling, 4-0, to Cleveland.

The still-young team looked to continue that momentum in 2009-10.

The 2009-10 campaign was notable for many reasons, not the least of which was the Hawks recording 53 wins, a superlative 34 home victories and once again advancing to the second round of the playoffs for the second straight season.

While much of the '08-'09 team returned for '09-'10, a new face provided a major difference off the bench. Veteran Jamal Crawford, who was acquired in the summer of 2009, eagerly accepted and thrived in his substitute role, earning NBA Sixth Man of the Year honors.

Joe Johnson was named an All-Star for the fourth straight season, and took home his first berth on the All-NBA team (third team). Josh Smith was runner-up to childhood friend Dwight Howard for Defensive Player of the Year honors, and made the NBA All-Defensive second team.

Second-year big man Al Horford earned his first All-Star berth, giving Atlanta two players in the game for the first time in 12 years.

After beating Milwaukee in the first round, the Hawks ran into a hot Orlando Magic squad in round two, suffering a 4-0 sweep in the Conference Semifinals for the second consecutive year.

Looking to take another step forward, the club installed longtime assistant coach Larry Drew as the club's new head coach, after 27 combined seasons in the NBA as a player and coach.

He led the club to a red-hot 6-0 start (the best by a first-year head coach in Atlanta history) and in the season's first half, the Hawks became a dangerous road team, while maintaining their home dominance. Atlanta enjoyed a 10-game home win streak, as well as a six-game road win streak, during the campaign.

After securing a playoff spot in early April, the Hawks rested most of their primary players, and finished off with a 44-38 mark, good for fifth in the East, earning a rematch with Orlando in the first round of the 2011 NBA Playoffs.

After taking the series opener in a hostile environment in Orlando, the Hawks controlled most of the games, earning a 4-2 series win, and a measure of sweet revenge from the embarrassing loss in the '10 Playoffs.

But Atlanta couldn't get past the NBA's best team during the regular season, the Chicago Bulls, in the Eastern Conference Semifinals. Tied at two games each, and holding a lead in the fourth quarter of game five, the Hawks couldn't hang on. After losing the fifth game, Atlanta came home and fell in game six.

But progress was certainly made, as the Hawks played their best basketball during the postseason.

The 2011-12 regular season was notable for several reasons. Shortened to 66-games by a work stoppage, the campaign tipped off on December 27 as the Hawks played nine games in the first 12 days.

Despite a number of major injuries to key players (including the loss of All-Pro center Al Horford for the remainder of the season after just 11 games), the Hawks persevered through the sprint, ending the season taking five-of-the-last-six to finish the season at 40-26, an equivalent to a 50-win season during a regular 82-game campaign.

In fact, Atlanta finished with the fourth-best record in the East, taking home court advantage in the first round against Atlantic Division champion and longtime nemesis Boston.

After the Hawks took game one of the series, the veteran Celtics bounced back to win three-in-a-row. After Atlanta trimmed the deficit to 3-2, they went to TD Garden and nearly pulled out a game six victory to extend the season. But some bad breaks down the stretch cost them, and the Hawks fell to the Celtics, 4-2.

Despite not reaching the second round of the Playoffs for the first time in four years, Atlanta had a lot to be proud of -- overcoming the injuries and rugged schedule to take 40 regular season wins, and taking a tough Celtics bunch to the wire.

Entering 2012-13, the Hawks' roster had a different look than the one that finished the prior season, as veterans Joe Johnson (Brooklyn) and Marvin Williams (Utah) were dealt in the offseason. But with the returning trio of Al Horford, Josh Smith and Jeff Teague, plus a collection of outside shooting threats, Atlanta looked to make postseason for the sixth straight year.

In an excellent position for much of the year, Atlanta finished up second in the Southeast Division and sixth in the East with a 44-38 mark, setting up a first-round matchup with the physical Indiana Pacers.

THE HISTORY OF THE HAWKS, CONT.

Trailing 2-0 after tough losses in Indy, Atlanta roared back with two solid home wins behind revved up crowds at Philips Arena. After dropping Game 5 at Indiana, Atlanta trailed late in Game 6 but fought back again, only to fall short and lose the series.

Injuries were again a story, as key rotation players Lou Williams (14.1 points per game in 39 contests before tearing his right ACL) and Zaza Pachulia (5.9 points and 6.5 rebounds in 52 games prior to suffering an Achilles injury) missed extended portions of the season, including the playoff series.

The summer of 2013 saw even more changes as Mike Budenholzer became the franchise's 12th full-time head coach.

The Hawks opened the season incorporating many new faces and held their ground, carrying a 16-13 mark after a double-overtime win in Cleveland on 12/26. Unfortunately that would be the final game of the season for two-time All-Star Al Horford, who tore his right pectoral muscle two years after tearing his left.

Atlanta was able to maintain, reaching a 25-25 mark through 50 games, but a multitude of other injuries to key players began to take their toll.

The Hawks had a rough February and early March, but from March 10 on recorded a 12-9 mark to secure a playoff berth, the franchise's seventh in a row, the longest active streak in the Eastern Conference. Atlanta finished the regular season at 38-44.

Atlanta almost pulled a major first-round upset, losing to the top-seeded Indiana Pacers in a hard-fought and competitive seven-game series. The Hawks led 2-1 and 3-2 during the course of the series but couldn't close out the favored Pacers.

Among many impressive performances was the first All-Star season of Paul Millsap's eight-year career. An offseason signee as an unrestricted free agent, Millsap was outstanding and became a focal point of Atlanta's offensive attack.

Jeff Teague, Kyle Korver and DeMarre Carroll also enjoyed solid seasons, second-year men Mike Scott and Shelvin Mack made tremendous strides in becoming every day contributors and rookie Pero Antic (named to the Rookie-Sophomore game) along with veteran Elton Brand provided help in the post in Horford's absence.

Korver set an NBA record, making a three-pointer in 90 straight games, set on 12/6/13 vs. Cleveland (the mark eventually reached 127 consecutive).

The 2014-15 season was a season of firsts and milestones for the Hawks franchise, centered on a franchise-best 19-game win streak, a team-best 60 wins, and multiple honors along the way.

After a 7-6 start, Atlanta won nine-in-a-row before losing on a buzzer-beater at Orlando on 12/13. After a 5-1 stretch ended with a 107-77 home loss to the Bucks, Atlanta reeled off 19 consecutive wins to push their record to 40-8. Overall, the Hawks won 33-of-35 at one point.

By mid-season, Atlanta had the best record in the Conference, the All-Star head coach in Mike Budenholzer and four Eastern Conference All-Stars (Al Horford, Kyle Korver, Paul Millsap and Jeff Teague) for the first time in club history.

Atlanta continued to roll en route to a 60-22 record, earning the top seed overall, and home court advantage until the NBA Finals, heading into the 2015 NBA Playoffs.

After a 4-2 first round series win over Brooklyn, the Hawks took down Washington in the Eastern Conference Semifinals, also 4-2. Atlanta won the clinching games of both rounds on the road.

For the first time in franchise history, the Hawks reached the Eastern Conference Finals, eventually falling short against the Cleveland Cavaliers.

Postseason brought more honors and memories, including Budenholzer taking home NBA Coach of the Year honors, the fourth Atlanta coach so honored.

In 2015-16, the Hawks started hot at 7-1, hovered just above the .500 mark in the middle of the campaign, then finished with a 15-7 flurry after March 1 (including 12-4 in March, one win shy of the Atlanta record for wins in that month) to secure the fourth overall spot in the Eastern Conference and home court advantage in the first round.

After taking a 2-0 lead over the Celtics in the first round, the Hawks saw Boston come back to knot the series at 2. After taking the fifth game at home, the Hawks took care of business in Boston to close out the series in 6, 104-92. It marked the first time in franchise history the Hawks had topped the Celtics in a playoff series.

Though the Hawks fell short to top-seeded Cleveland, 4-0, in the Eastern Conference Semfinals, losing to the Cavs in the postseason for the second straight year, the season on the whole was another successful one.

Atlanta's defense was amongst the best in the league, as the Hawks led the NBA in FG%, ranking third in spg, fifth in bpg, sixth in fewest points allowed and sixth in opponent 3FG%. Atlanta was once again amongst the NBA's most unselfish teams, averaging 25.6 assists (No. 2 in the NBA).

Paul Millsap earned his third consecutive All-Star berth, while Al Horford secured his fourth overall appearance. Millsap capped off his tremendous campaign earning second team All-Defensive team honors.

Atlanta made the postseason for the ninth straight time, the longest active streak in the East and the longest run in team history. The Hawks finished 48-34, and the two-year combined mark of 108-56 marked the best two-year run in the history of the franchise.

HAWKS RETIRED JERSEYS

Lou Hudson

Dikembe Mutombo

Bob Pettit

Dominique Wilkins

Uniform Illustrations - Mitch Rood (Hudson/Pettit) / Cliff Lummus (Mutombo) / Jordan Shorthouse (Wilkins)

HAWKS PRIMARY LOGOS

St. Louis Hawks
pre-Atlanta

Atlanta Hawks
1969-70

Atlanta Hawks
1970-72

Honorary Banner

Atlanta Hawks
1972-1995

Atlanta Hawks
Primary Mark
1995-2007

Atlanta Hawks
Secondary Mark
2001-2007

Atlanta Hawks
Primary Mark
2007-2015

Atlanta Hawks
Secondary Mark
2007-2014

Atlanta Hawks
Secondary Mark 2014
Primary Partial Mark
2015-2016

Atlanta Hawks
Primary Mark
2015-present

Atlanta Hawks
Secondary Mark
2015-present

HAWKS INDIVIDUAL HONORS * MVP of All-Star game

NBA COACH OF THE YEAR

2004-15 ..... Mike Budenholzer
1993-94 ..... Lenny Wilkens
1985-86 ..... Michael Fratello
1977-78 ..... Hubie Brown
1967-68 ..... Richie Guerin
1962-63 ..... Harry Gallatin

NBA MVP'S

1958-59 ..... Bob Pettit
1955-56 ..... Bob Pettit

DEFENSIVE PLAYER OF THE YEAR

1997-98 ..... Dikembe Mutombo
1996-97 ..... Dikembe Mutombo

ROOKIE OF THE YEAR

1954-55 ..... Bob Pettit

ALL-NBA SELECTIONS

2010-11 ..... Al Horford (3rd)
2009-10 ..... Joe Johnson (3rd)
1997-98 ..... Dikembe Mutombo (3rd)
1992-93 ..... Dominique Wilkins (2nd)
1991-92 ..... Kevin Willis (3rd)
1990-91 ..... Dominique Wilkins (2nd)
1988-89 ..... Dominique Wilkins (3rd)
1987-88 ..... Dominique Wilkins (2nd)
1986-87 ..... Dominique Wilkins (2nd)
1985-86 ..... Dominique Wilkins (1st)
1979-80 ..... Dan Roundfield (2nd)
1972-73 ..... Pete Maravich (2nd)
1969-70 ..... Lou Hudson (2nd)
Bill Bridges (2nd)
1968-69 ..... Bill Bridges (2nd)
1964-65 ..... Bob Pettit (2nd)
1963-64 ..... Bob Pettit (1st)
1962-63 ..... Bob Pettit (1st)
1961-62 ..... Bob Pettit (1st)
1960-61 ..... Bob Pettit (1st)
1959-60 ..... Bob Pettit (1st)
1958-59 ..... Cliff Hagan (2nd)
Slater Martin (2nd)
Bob Pettit (1st)

ALL-DEFENSIVE SELECTIONS

2015-16 ..... Paul Millsap (2nd)
2009-10 ..... Josh Smith (2nd)
1998-99 ..... Dikembe Mutombo (2nd)
Mookie Blaylock (2nd)
1997-98 ..... Dikembe Mutombo (1st)
Mookie Blaylock (2nd)
1996-97 ..... Dikembe Mutombo (1st)
Mookie Blaylock (2nd)
1995-96 ..... Mookie Blaylock (2nd)
1994-95 ..... Mookie Blaylock (1st)
1993-94 ..... Mookie Blaylock (1st)
1983-84 ..... Wayne Rollins (1st)
Dan Roundfield (2nd)
1982-83 ..... Dan Roundfield (1st)
Wayne Rollins (2nd)
1981-82 ..... Dan Roundfield (1st)
1980-81 ..... Dan Roundfield (2nd)
1979-80 ..... Dan Roundfield (1st)
Eddie Johnson (2nd)
1978-79 ..... Eddie Johnson (2nd)
1969-70 ..... Joe Caldwell (2nd)
1968-69 ..... Bill Bridges (2nd)
1957-58 ..... Cliff Hagan (2nd)
Slater Martin (2nd)
Bob Pettit (1st)
1956-57 ..... Slater Martin (2nd)
Bob Pettit (1st)
1955-56 ..... Bob Pettit (1st)
1954-55 ..... Bob Pettit (1st)
1953-54 ..... Bob Pettit (1st)
1950-51 ..... Frank Brian (2nd)

ALL-ROOKIE TEAM SELECTIONS

2007-08 ..... Al Horford (1st, unanimous selection)
2005-06 ..... Marvin Williams (2nd)
2004-05 ..... Josh Childress (2nd) and Josh Smith (2nd)
1999-00 ..... Jason Terry (2nd)
1991-92 ..... Stacey Augmon (1st)
1982-83 ..... Dominique Wilkins
1974-75 ..... John Drew
1973-74 ..... John Brown

ALL ROOKIE TEAM SELECTIONS, cont'd
1970-71 ..... Pete Maravich
1966-67 ..... Lou Hudson

IN ALL-STAR GAMES

2015 ..... Al Horford, Paul Millsap
2014 ..... Al Horford, Kyle Korver, Paul Millsap, Jeff Teague
Mike Budenholzer (Coach)
2014 ..... Paul Millsap
2012 ..... Joe Johnson (DNP - Injured)
2011 ..... Al Horford, Joe Johnson
2010 ..... Al Horford, Joe Johnson
2009 ..... Joe Johnson
2008 ..... Joe Johnson
2007 ..... Joe Johnson
2002 ..... Shareef Abdur-Rahim
2001 ..... Dikembe Mutombo
2000 ..... Dikembe Mutombo
1998 ..... Dikembe Mutombo
Steve Smith
1997 ..... Christian Laettner
Dikembe Mutombo
1994 ..... Dominique Wilkins
Mookie Blaylock
Lenny Wilkens (Coach)
1993 ..... Dominique Wilkins
1992 ..... Dominique Wilkins
Kevin Willis
1991 ..... Dominique Wilkins
1990 ..... Dominique Wilkins
1989 ..... Dominique Wilkins
Moses Malone
1988 ..... Dominique Wilkins, Glenn Rivers
Michael Fratello (Coach)
1987 ..... Dominique Wilkins
1986 ..... Dominique Wilkins
1982 ..... Dan Roundfield
1981 ..... Dan Roundfield, Eddie Johnson
1980 ..... John Drew, Eddie Johnson
Dan Roundfield
1976 ..... John Drew
1974 ..... Lou Hudson, Pete Maravich
1973 ..... Lou Hudson, Pete Maravich
1972 ..... Lou Hudson
1971 ..... Lou Hudson
1970 ..... Bill Bridges, Joe Caldwell
Lou Hudson
1969 ..... Joe Caldwell, Lou Hudson
1968 ..... Zelmo Beaty
Lenny Wilkens, Bill Bridges
1967 ..... Lenny Wilkens, Bill Bridges
1966 ..... Zelmo Beaty
1965 ..... Bob Pettit, Lenny Wilkens
1964 ..... Bob Pettit, Lenny Wilkens
1963 ..... Bob Pettit, Lenny Wilkens
1962 ..... * Bob Pettit, Cliff Hagan
1961 ..... Bob Pettit, Cliff Hagan
Clyde Lovellette
1960 ..... Bob Pettit, Cliff Hagan
Clyde Lovellette
1959 ..... *Bob Pettit, Cliff Hagan
Slater Martin
1958 ..... *Bob Pettit, Cliff Hagan
Slater Martin
1957 ..... Bob Pettit, Slater Martin
Ed Macauley
1956 ..... *Bob Pettit, Bob Harrison
1955 ..... Bob Pettit, Frank Selvy
1954 ..... Mel Hutchins, Don Sunderlage
1953 ..... Mel Hutchins
1952 ..... Dike Eddleman
1951 ..... Dike Eddleman

IN ALL-STAR WEEKEND EVENTS

SLAM DUNK COMPETITION
1984 - Dominique Wilkins
1985 - Dominique Wilkins (winner)
1986 - Dominique Wilkins and Spud Webb (winner)
1988 - Dominique Wilkins
1989 - Spud Webb
1990 - Dominique Wilkins (winner) and Kenny Smith
1992 - Stacey Augmon
2005 - Josh Smith (winner)
2006 - Josh Smith

ROOKIE-SOPHOMORE GAME
1996 - Alan Henderson
2001 - Jason Terry
2005 - Josh Smith
2008 - Al Horford
2009 - Al Horford
2014 - Pero Antic (selected but unable to play due to injury)
2015 - Dennis Schröder, Kenny Atkinson (Coach)

THREE-POINT SHOOTOUT
2009 - Mike Bibby
2015 - Kyle Korver

HAWKS NBA WEEKLY/MONTHLY HONORS

NBA PLAYER OF THE WEEK

Week Ending	Player
12/16/79	Dan Roundfield
12/14/80	Dan Roundfield
11/22/81	Dan Roundfield
2/21/82	Eddie Johnson
4/17/83	Mike Glenn
12/25/83	Dan Roundfield
4/15/84	Dominique Wilkins
2/3/85	Dominique Wilkins
12/29/85	Dominique Wilkins
4/13/86	Dominique Wilkins
12/14/86	Dominique Wilkins
12/27/87	Dominique Wilkins
1/17/88	Dominique Wilkins
2/14/88	Dominique Wilkins
1/6/91	Dominique Wilkins
11/24/91	Kevin Willis
3/27/94	Kevin Willis
12/1/96	Dikembe Mutombo
11/9/97	Dikembe Mutombo
1/11/98	Steve Smith
1/30/99	Dikembe Mutombo
1/31/00	Dikembe Mutombo

EASTERN CONFERNCE PLAYER OF THE WEEK

Week Ending	Player
11/25/01	Shareef Abdur-Rahim
11/3/02	Glenn Robinson
12/19/05	Joe Johnson
11/12/06	Joe Johnson
12/9/07	Josh Smith
12/23/07	Joe Johnson
4/6/08	Joe Johnson
11/9/09	Joe Johnson
3/26/12	Joe Johnson
11/26/12	Al Horford
12/10/12	Josh Smith
1/27/14	Paul Millsap
4/14/14	Jeff Teague
12/21/14	Al Horford
1/4/15	Jeff Teague
1/18/15	Al Horford
4/11/16	Paul Millsap

NBA PLAYER OF THE MONTH

Month	Player
January, 1986	Dominique Wilkins
February, 1991	Dominique Wilkins
February, 1993	Dominique Wilkins

EASTERN CONFERNCE PLAYER OF THE MONTH

Month	Player
March, 2008	Joe Johnson
January, 2015	DeMarre Carroll, Al Horford, Kyle Korver, Paul Millsap, Jeff Teague

NBA COACH OF THE MONTH

Month	Coach
January, 1986	Mike Fratello
December, 1990	Bob Weiss
March, 1993	Bob Weiss
November, 1997	Lenny Wilkens

EASTERN CONFERENCE COACH OF THE MONTH

Month	Coach
December, 2012	Larry Drew
December, 2014	Mike Budenholzer
January, 2015	Mike Budenholzer

JASON COLLIER MEMORIAL TROPHY

The Jason Collier Memorial Trophy, named after the late Hawks center who passed away on October 15, 2005, is presented annually to the individual who best exemplifies the characteristics Collier displayed off the court as a community ambassador.

2005-06: Josh Childress
2006-07: Josh Childress
2007-08: Marvin Williams
2008-09: Al Horford
2009-10: Josh Smith
2010-11: Marvin Williams
2011-12: Zaza Pachulia
2012-13: Devin Harris
2013-14: Kyle Korver
2014-15: DeMarre Carroll
2015-16: Mike Muscala

2015-16 Jason Collier Memorial Trophy winner Mike Muscala

Paul Millsap

PLAYOFFS
4 Paul
MILLSAP

ALL-TIME PLAYOFF RESULTS

Year	First Round		Quarter-Finals		Semi-Finals		Finals		Totals
1950	—	—	—	—	Anderson	1-2	—	—	1-2
1956	@ Minneapolis	0-1	Minneapolis	2-1	Ft. Wayne	2-3	—	—	4-5
1957	* Ft. Wayne	1-0	—	—	Minneapolis	3-0	Boston	3-4	
	* Minneapolis	1-0	—	—	—	—	—	—	8-4
1958	—	—	—	—	Detroit	4-1	Boston	4-2	8-3
1959	—	—	—	—	Minneapolis	2-4	—	—	2-4
1960	—	—	—	—	Minneapolis	4-3	Boston	3-4	7-7
1961	—	—	—	—	Los Angeles	4-3	Boston	1-4	5-7
1963	—	—	Detroit	3-1	Los Angeles	3-4	—	—	6-5
1964	—	—	Los Angeles	3-2	San Francisco	3-4	—	—	6-6
1965	—	—	Baltimore	1-3	—	—	—	—	1-3
1966	—	—	Baltimore	3-0	Los Angeles	3-4	—	—	6-4
1967	—	—	Chicago	3-0	San Francisco	2-4	—	—	5-4
1968	—	—	San Francisco	2-4	—	—	—	—	2-4
1969	—	—	San Diego	4-2	Los Angeles	1-4	—	—	5-6
1970	—	—	Chicago	4-1	Los Angeles	0-4	—	—	4-5
1971	—	—	New York	1-4	—	—	—	—	1-4
1972	—	—	Boston	2-4	—	—	—	—	2-4
1973	—	—	Boston	2-4	—	—	—	—	2-4
1978	Washington	0-2	—	—	—	—	—	—	0-2
1979	Houston	2-0	Washington	3-4	—	—	—	—	5-4
1980	—	—	Philadelphia	1-4	—	—	—	—	1-4
1982	Philadelphia	0-2	—	—	—	—	—	—	0-2
1983	Boston	1-2	—	—	—	—	—	—	1-2
1984	Milwaukee	2-3	—	—	—	—	—	—	2-3
1986	Detroit	3-1	Boston	1-4	—	—	—	—	4-5
1987	Indiana	3-1	Detroit	1-4	—	—	—	—	4-5
1988	Milwaukee	3-2	Boston	3-4	—	—	—	—	6-6
1989	Milwaukee	2-3	—	—	—	—	—	—	2-3
1991	Detroit	2-3	—	—	—	—	—	—	2-3
1993	Chicago	0-3	—	—	—	—	—	—	0-3
1994	Miami	3-2	Indiana	2-4	—	—	—	—	5-6
1995	Indiana	0-3	—	—	—	—	—	—	0-3
1996	Indiana	3-2	Orlando	1-4	—	—	—	—	4-6
1997	Detroit	3-2	Chicago	1-4	—	—	—	—	4-6
1998	Charlotte	1-3	—	—	—	—	—	—	1-3
1999	Detroit	3-2	New York	0-4	—	—	—	—	3-6
2008	Boston	3-4			—	—	—	—	3-4
2009	Miami	4-3	Cleveland	0-4	—	—	—	—	4-7
2010	Milwaukee	4-3	Orlando	0-4	—	—	—	—	4-7
2011	Orlando	4-2	Chicago	2-4	—	—	—	—	6-6
2012	Boston	2-4	—		—	—	—	—	2-4
2013	Indiana	2-4	—	—	—	—	—	—	2-4
2014	Indiana	3-4	—	—	—	—	—	—	3-4
2015	Brooklyn	4-2	Washington	4-2	Cleveland	0-4			8-8
2016	Boston	4-2	Cleveland	0-4					4-6
TOTALS		63-65		49-80		32-44		11-14	155-203

@ Western Division: 2nd Place Game * Western Division tiebreakers

HAWKS PLAYOFF SCORES

TRI - CITIES HAWKS (1 - 2)

1949-50 (1-2)
Western Division Semifinals (1-2)
March 21 ..... L ..... Tri-Cities 77 at Anderson 89 (-12)
March 23 ..... W ..... Anderson 75 at Tri-Cities 76 (+1)
March 24 ..... L ..... Tri-Cities 71 at Anderson 94 (-23)

ST. LOUIS HAWKS (60 - 56)

1955-56 (4-5)
March 16 (Western Div. Second Place Game) Mpls 103 at St. Louis 97 (-6)
Western Division Semifinals (2-1)
March 17 ..... W ..... Minneapolis 115 at St. Louis 116 (+1)
March 19 ..... L ..... St. Louis 75 at Minneapolis 133 (-58)
March 21 ..... W ..... St. Louis 116 at Minneapolis 115 (+1)

Western Division Finals (2-3)
March 22 ..... W ..... St. Louis 86 at Ft. Wayne 85 (+1)
March 24 ..... W ..... Ft. Wayne 74 at St. Louis 84 (+10)
March 25 ..... L ..... St. Louis 84 at Ft. Wayne 107 (-23)
March 27 ..... L ..... Ft. Wayne 93 at St. Louis 84 (-9)
March 29 ..... L ..... St. Louis 97 at Ft. Wayne 102 (-5)

1956-57 (8-4)
Western Division Tiebreaker (2-0)
March 14 ..... W ..... Ft. Wayne 103 at St. Louis 115 (+12)
March 16 ..... W ..... Minneapolis 111 at St. Louis 114 (+3)

Western Division Finals (3-0)
March 21 ..... W ..... Minneapolis 109 at St. Louis 118 (+9)
March 24 ..... W ..... Minneapolis 104 at St. Louis 106 (+2)
March 25 ..... W ..... St. Louis 143 at Minneapolis 135 (+8)

World Championship Series (3-4)
March 30 ..... W ..... St. Louis 125 at Boston 123 (+2)
March 31 ..... L ..... St. Louis 99 at Boston 119 (-20)
April 6 ..... W ..... Boston 98 at St. Louis 100 (+2)
April 7 ..... L ..... Boston 123 at St. Louis 118 (-5)
April 9 ..... L ..... St. Louis 109 at Boston 124 (-15)
April 11 ..... W ..... Boston 94 at St. Louis 96 (+2)
April 13 ..... L ..... St. Louis 123 at Boston 125 (-2)

1957-58 (8-3)
Western Division Finals (4-1)
March 19 ..... W ..... Detroit 111 at St. Louis 114 (+3)
March 22 ..... W ..... St. Louis 99 at Detroit 96 (+3)
March 23 ..... L ..... Detroit 109 at St. Louis 89 (-20)
March 25 ..... W ..... St. Louis 145 at Detroit 101 (+44)
March 27 ..... W ..... Detroit 96 at St. Louis 120 (+24)

World Championship Series (4-2)
March 29 ..... W ..... St. Louis 104 at Boston 102 (+2)
March 30 ..... L ..... St. Louis 112 at Boston 136 (-24)
April 2 ..... W ..... Boston 108 at St. Louis 111 (+3)
April 5 ..... L ..... Boston 109 at St. Louis 98 (-11)
April 9 ..... W ..... St. Louis 102 at Boston 100 (+2)
April 12 ..... W ..... Boston 109 at St. Louis 110 (+1)

1958-59 (2-4)
Western Division Finals (2-4)
March 21 ..... W ..... Minneapolis 90 at St. Louis 124 (+34)
March 22 ..... L ..... St. Louis 98 at Minneapolis 106 (-8)
March 24 ..... W ..... Minneapolis 97 at St. Louis 127 (+30)
March 26 ..... L ..... St. Louis 98 at Minneapolis 108 (-10)
March 28 ..... L ..... Minneapolis 98 at St. Louis 97 (-1)
March 29 ..... L ..... St. Louis 104 at Minneapolis 106 (-2)

1959-60 (7-7)
Western Division Finals (4-3)
March 16 ..... W ..... Minneapolis 99 at St. Louis 112 (+13)
March 17 ..... L ..... Minneapolis 120 at St. Louis 113 (-7)
March 19 ..... W ..... St. Louis 93 at Minneapolis 89 (+4)
March 20 ..... L ..... St. Louis 101 at Minneapolis 103 (-2)
March 22 ..... L ..... Minneapolis 117 at St. Louis 110 (-7)
March 24 ..... W ..... St. Louis 117 at Minneapolis 96 (+21)
March 26 ..... W ..... Minneapolis 86 at St. Louis 97 (+11)

World Championship Series (3-4)
March 27 ..... L ..... St. Louis 122 at Boston 140 (-18)
March 29 ..... W ..... St. Louis 113 at Boston 103 (+10)
April 2 ..... L ..... Boston 102 at St. Louis 86 (-16)
April 3 ..... W ..... Boston 96 at St. Louis 106 (+10)
April 5 ..... L ..... St. Louis 102 at Boston 127 (-25)
April 7 ..... W ..... Boston 102 at St. Louis 105 (+3)
April 9 ..... L ..... St. Louis 103 at Boston 122 (-19)

HAWKS PLAYOFF SCORES, CONT.

1960-61 (5-7)
Western Division Finals (4-3)
March 21 ..... L ..... Los Angeles 122 at St. Louis 118 (-4)
March 22 ..... W ..... Los Angeles 106 at St. Louis 121 (+15)
March 24 ..... L ..... St. Louis 112 at Los Angeles 118 (-6)
March 25 ..... W ..... St. Louis 118 at Los Angeles 117 (+1)
March 27 ..... L ..... Los Angeles 121 at St. Louis 112 (-9)
March 29 ..... W ..... St. Louis 114 at Los Angeles 113 (+1)
April 1 ..... W ..... Los Angeles 103 at St. Louis 105 (+2)

World Championship Series (1-4)
April 2 ..... L ..... St. Louis 95 at Boston 129 (-34)
April 5 ..... L ..... St. Louis 108 at Boston 116 (-8)
April 8 ..... W ..... Boston 120 at St. Louis 124 (+4)
April 9 ..... L ..... Boston 119 at St. Louis 104 (-15)
April 11 ..... L ..... St. Louis 112 at Boston 121 (-9)

1962-63 (6-5)
Western Division Semifinals (3-1)
March 20 ..... W ..... Detroit 99 at St. Louis 118 (+19)
March 22 ..... W ..... Detroit 108 at St. Louis 122 (+14)
March 24 ..... L ..... St. Louis 103 at Detroit 107 (-4)
March 26 ..... W ..... St. Louis 104 at Detroit 100 (+4)

Western Division Finals (3-4)
March 31 ..... L ..... St. Louis 104 at Los Angeles 112 (-8)
April 2 ..... L ..... St. Louis 99 at Los Angeles 101 (-2)
April 4 ..... W ..... Los Angeles 112 at St. Louis 125 (+13)
April 6 ..... W ..... Los Angeles 114 at St. Louis 124 (+10)
April 7 ..... L ..... St. Louis 100 at Los Angeles 123 (-23)
April 9 ..... W ..... Los Angeles 113 at St. Louis 121 (+8)
April 11 ..... L ..... St. Louis 100 at Los Angeles 115 (-15)

1963-64 (6-6)
Western Division Semifinals (3-2)
March 21 ..... W ..... Los Angeles 104 at St. Louis 115 (+11)
March 22 ..... W ..... Los Angeles 90 at St. Louis 106 (+16)
March 25 ..... L ..... St. Louis 105 at Los Angeles 107 (-2)
March 28 ..... L ..... St. Louis 88 at Los Angeles 97 (-9)
March 30 ..... W ..... Los Angeles 108 at St. Louis 121 (+13)

Western Division Finals (3-4)
April 1 ..... W ..... St. Louis 116 at San Francisco 111 (+5)
April 3 ..... L ..... St. Louis 85 at San Francisco 120 (-35)
April 5 ..... W ..... San Francisco 109 at St. Louis 113 (+4)
April 8 ..... L ..... San Francisco 111 at St. Louis 109 (-2)
April 10 ..... L ..... St. Louis 97 at San Francisco 121 (-24)
April 12 ..... W ..... San Francisco 95 at St. Louis 123 (+28)
April 16 ..... L ..... St. Louis 95 at San Francisco 105 (-10)

1964-65 (1-3)
Western Division Semifinals (1-3)
March 24 ..... L ..... Baltimore 108 at St. Louis 105 (-3)
March 26 ..... W ..... Baltimore 105 at St. Louis 129 (+24)
March 27 ..... L ..... St. Louis 99 at Baltimore 131 (-32)
March 30 ..... L ..... St. Louis 103 at Baltimore 109 (-6)

1965-66 (6-4)
Western Division Semifinals (3-0)
March 24 ..... W ..... St. Louis 113 at Baltimore 111 (+2)
March 27 ..... W ..... St. Louis 105 at Baltimore 100 (+5)
March 30 ..... W ..... Baltimore 112 at St. Louis 121 (+9)

Western Division Finals (3-4)
April 1 ..... L ..... St. Louis 106 at Los Angeles 129 (-23)
April 3 ..... L ..... St. Louis 116 at Los Angeles 125 (-9)
April 6 ..... W ..... Los Angeles 113 at St. Louis 120 (+7)
April 9 ..... L ..... Los Angeles 107 at St. Louis 95 (-12)
April 10 ..... W ..... St. Louis 112 at Los Angeles 100 (+12)
April 13 ..... W ..... Los Angeles 127 at St. Louis 131 (+4)
April 15 ..... L ..... St. Louis 121 at Los Angeles 130 (-9)

1966-67 (5-4)
Western Division Semifinals (3-0)
March 21 ..... W ..... Chicago 100 at St. Louis 114 (+14)
March 23 ..... W ..... St. Louis 113 at Chicago 107 (+6)
March 25 ..... W ..... Chicago 106 at St. Louis 119 (+13)

Western Division Finals (2-4)
March 30 ..... L ..... St. Louis 115 at San Francisco 117 (-2)
April 1 ..... L ..... St. Louis 136 at San Francisco 143 (-7)
April 5 ..... W ..... San Francisco 109 at St. Louis 115 (+6)
April 8 ..... W ..... San Francisco 104 at St. Louis 109 (+5)
April 10 ..... L ..... St. Louis 102 at San Francisco 123 (-21)
April 12 ..... L ..... San Francisco 112 at St. Louis 107 (-5)

1967-68 (2-4)
Western Division Semifinals (2-4)
March 22 ..... L ..... San Francisco 111 at St. Louis 106 (-5)
March 23 ..... W ..... San Francisco 103 at St. Louis 111 (+8)
March 26 ..... L ..... St. Louis 109 at San Francisco 124 (-15)
March 29 ..... L ..... St. Louis 107 at San Francisco 108 (-1)
March 31 ..... W ..... San Francisco 103 at St. Louis 129 (+26)
April 2 ..... L ..... St. Louis 106 at San Francisco 111 (-5)

ATLANTA HAWKS (77 - 123)

March 27 ..... W ..... San Diego 98 at Atlanta 107 (+9)
March 29 ..... W ..... San Diego 114 at Atlanta 116 (+2)
April 1 ..... L ..... Atlanta 97 at San Diego 104 (-7)
April 4 ..... L ..... Atlanta 112 at San Diego 114 (-2)
April 6 ..... W ..... San Diego 101 at Atlanta 112 (+11)
April 7 ..... W ..... Atlanta 108 at San Diego 106 (+2)

Western Division Finals (1-4)
April 11 ..... L ..... Atlanta 93 at Los Angeles 95 (-2)
April 13 ..... L ..... Atlanta 102 at Los Angeles 104 (-2)
April 15 ..... W ..... Los Angeles 80 at Atlanta 99 (+19)
April 17 ..... L ..... Los Angeles 100 at Atlanta 85 (-15)
April 20 ..... L ..... Atlanta 96 at Los Angeles 104 (-8)

1969-70 (4-5)
Western Division Semifinals (4-1)
March 24 ..... W ..... Chicago 111 at Atlanta 129 (+18)
March 28 ..... W ..... Chicago 104 at Atlanta 124 (+20)
March 31 ..... W ..... Atlanta 106 at Chicago 101 (+5)
April 3 ..... L ..... Atlanta 120 at Chicago 131 (-11)
April 5 ..... W ..... Chicago 107 at Atlanta 113 (+6)

Western Division Finals (0-4)
April 12 ..... L ..... Los Angeles 119 at Atlanta 115 (-4)
April 14 ..... L ..... Los Angeles 105 at Atlanta 94 (-11)
April 16 ..... L ..... Atlanta 114 at Los Angeles 115 (-1)
April 19 ..... L ..... Atlanta 114 at Los Angeles 133 (-19)

1970-71 (1-4)
Eastern Conference Semifinals (1-4)
March 25 ..... L ..... Atlanta 101 at New York 112 (-11)
March 27 ..... W ..... Atlanta 113 at New York 104 (+9)
March 28 ..... L ..... New York 110 at Atlanta 95 (-15)
March 30 ..... L ..... New York 113 at Atlanta 107 (-6)
April 1 ..... L ..... Atlanta 107 at New York 111 (-4)

1971-72 (2-4)
Eastern Conference Semifinals (2-4)
March 29 ..... L ..... Atlanta 108 at Boston 126 (-18)
March 31 ..... W ..... Boston 104 at Atlanta 113 (+9)
April 2 ..... L ..... Atlanta 113 at Boston 136 (-23)
April 4 ..... W ..... Boston 110 at Atlanta 112 (+2)
April 7 ..... L ..... Atlanta 114 at Boston 124 (-10)
April 9 ..... L ..... Boston 127 at Atlanta 118 (-9)

1972-73 (2-4)
Eastern Conference Semifinals (2-4)
April 1 ..... L ..... Atlanta 109 at Boston 134 (-25)
April 4 ..... L ..... Boston 126 at Atlanta 113 (-13)
April 6 ..... W ..... Atlanta 118 at Boston 105 (+13)
April 8 ..... W ..... Boston 94 at Atlanta 97 (+3)
April 11 ..... L ..... Atlanta 101 at Boston 108 (-7)
April 13 ..... L ..... Boston 121 at Atlanta 103 (-18)

1977-78 (0-2)
Eastern Conference First Round (0-2)
April 12 ..... L ..... Atlanta 94 at Washington 103 (-9)
April 14 ..... L ..... Washington 107 at Atlanta 103 (-4)

1978-79 (5-4)
Eastern Conference First Round (2-0)
April 11 ..... W ..... Atlanta 109 at Houston 106 (+3)
April 13 ..... W ..... Houston 91 at Atlanta 100 (+9)

Eastern Conference Semifinals (3-4)
April 15 ..... L ..... Atlanta 89 at Washington 103 (-14)
April 17 ..... W ..... Atlanta 107 at Washington 99 (+8)
April 20 ..... L ..... Washington 89 at Atlanta 77 (-12)
April 22 ..... L ..... Washington 120 at Atlanta 118 (-2)
April 24 ..... W ..... Atlanta 107 at Washington 103 (+4)
April 26 ..... W ..... Washington 86 at Atlanta 104 (+18)
April 29 ..... L ..... Atlanta 94 at Washington 100 (-6)

1979-80 (1-4)
Eastern Conference Semifinals (1-4)
April 6 ..... L ..... Atlanta 104 at Philadelphia 107 (-3)
April 9 ..... L ..... Atlanta 92 at Philadelphia 99 (-7)
April 10 ..... W ..... Philadelphia 93 at Atlanta 105 (+12)
April 13 ..... L ..... Philadelphia 107 at Atlanta 83 (-24)
April 15 ..... L ..... Atlanta 100 at Philadelphia 105 (-5)

1981-82 (0-2)
Eastern Conference First Round (0-2)
April 21 ..... L ..... Atlanta 76 at Philadelphia 111 (-35)
April 23 ..... L ..... Philadelphia 98 at Atlanta 95 (-3)

Eastern Conference Semifinals (2-4)
May 2 ..... W ..... Atlanta 103 at Chicago 95 (+8)
May 4 ..... L ..... Atlanta 73 at Chicago 86 (-13)
May 6 ..... L ..... Chicago 99 at Atlanta 82 (-17)
May 8 ..... W ..... Chicago 88 at Atlanta 100 (+12)
May 10 ..... L ..... Atlanta 83 at Chicago 95 (-12)
May 12 ..... L ..... Chicago 93 at Atlanta 73 (-20)

HAWKS PLAYOFF SCORES, CONT.

1982-83 (1-2)
Eastern Conference First Round (1-2)
April 19 ..... L ..... Atlanta 95 at Boston 103 (-8)
April 22 ..... W ..... Boston 93 at Atlanta 95 (+2)
April 24 ..... L ..... Atlanta 79 at Boston 98 (-19)

1983-84 (2-3)
Eastern Conference First Round (2-3)
April 17 ..... L ..... Atlanta 89 at Milwaukee 105 (-16)
April 19 ..... L ..... Atlanta 87 at Milwaukee 101 (-14)
April 21 ..... W ..... Milwaukee 94 at Atlanta 103 (+9)
April 24 ..... W ..... Milwaukee 97 at Atlanta 100 (+3)
April 26 ..... L ..... Atlanta 89 at Milwaukee 118 (-29)

1985-86 (4-5)
Eastern Conference First Round (3-1)
April 17 ..... W ..... Detroit 122 at Atlanta 140 (+18)
April 19 ..... W ..... Detroit 125 at Atlanta 137 (+12)
April 22 ..... L ..... Atlanta 97 at Detroit 106 (-9)
April 25 ..... W ..... Atlanta 114 at Detroit 113 (+1)

Eastern Conference Semifinals (1-4)
April 27 ..... L ..... Atlanta 91 at Boston 103 (-12)
April 29 ..... L ..... Atlanta 108 at Boston 119 (-11)
May 2 ..... L ..... Boston 111 at Atlanta 107 (-4)
May 4 ..... W ..... Boston 94 at Atlanta 106 (+12)
May 6 ..... L ..... Atlanta 99 at Boston 132 (-33)

1986-87 (4-5)
Eastern Conference First Round (3-1)
April 24 ..... W ..... Indiana 94 at Atlanta 110 (+16)
April 26 ..... W ..... Indiana 93 at Atlanta 94 (+1)
April 29 ..... L ..... Atlanta 87 at Indiana 96 (-9)
May 1 ..... W ..... Atlanta 101 at Indiana 97 (+4)

Eastern Conference Semifinals (1-4)
May 3 ..... L ..... Detroit 112 at Atlanta 111 (-1)
May 5 ..... W ..... Detroit 102 at Atlanta 115 (+13)
May 8 ..... L ..... Atlanta 99 at Detroit 108 (-9)
May 10 ..... L ..... Atlanta 88 at Detroit 89 (-1)
May 13 ..... L ..... Detroit 101 at Atlanta 96 (-5)

1987-88 (6-6)
Eastern Conference First Round (3-2)
April 29 ..... W ..... Milwaukee 107 at Atlanta 110 (+3)
May 1 ..... W ..... Milwaukee 97 at Atlanta 104 (+7)
May 4 ..... L ..... Atlanta 115 at Milwaukee 123 (-8)
May 6 ..... L ..... Atlanta 99 at Milwaukee 105 (-6)
May 8 ..... W ..... Milwaukee 111 at Atlanta 121 (+10)

Eastern Conference Semifinals (3-4)
May 11 ..... L ..... Atlanta 101 at Boston 110 (-9)
May 13 ..... L ..... Atlanta 97 at Boston 108 (-11)
May 15 ..... W ..... Boston 92 at Atlanta 110 (+18)
May 16 ..... W ..... Boston 109 at Atlanta 118 (+9)
May 18 ..... W ..... Atlanta 112 at Boston 104 (+8)
May 20 ..... L ..... Boston 102 at Atlanta 100 (-2)
May 22 ..... L ..... Atlanta 116 at Boston 118 (-2)

1988-89 (2-3)
Eastern Conference First Round (2-3)
April 27 ..... W ..... Milwaukee 92 at Atlanta 100 (+8)
April 29 ..... L ..... Milwaukee 108 at Atlanta 98 (-10)
May 2 ..... L ..... Atlanta 113 at Milwaukee 117 (-4)
May 5 ..... W ..... Atlanta 113 at Milwaukee 106 (+7)
May 7 ..... L ..... Milwaukee 96 at Atlanta 92 (-4)

1990-91 (2-3)
Eastern Conference First Round (2-3)
April 26 ..... W ..... Atlanta 103 at Detroit 98 (+5)
April 28 ..... L ..... Atlanta 88 at Detroit 101 (-13)
April 30 ..... L ..... Detroit 103 at Atlanta 91 (-12)
May 2 ..... W ..... Detroit 111 at Atlanta 123 (+12)
May 5 ..... L ..... Atlanta 81 at Detroit 113 (-32)

1992-93 (0-3)
Eastern Conference First Round (0-3)
April 30 ..... L ..... Atlanta 90 at Chicago 114 (-24)
May 2 ..... L ..... Atlanta 102 at Chicago 117 (-15)
May 4 ..... L ..... Chicago 98 at Atlanta 88 (-10)

1993-94 (5-6)
Eastern Conference First Round (3-2)
April 28 ..... L ..... Miami 93 at Atlanta 88 (-5)
April 30 ..... W ..... Miami 86 at Atlanta 104 (+18)
May 3 ..... L ..... Atlanta 86 at Miami 90 (-4)
May 5 ..... W ..... Atlanta 103 at Miami 89 (+14)
May 8 ..... W ..... Miami 91 at Atlanta 102 (+11)

Eastern Conference Semifinals (2-4)
May 10 ..... L ..... Indiana 96 at Atlanta 85 (-11)
May 12 ..... W ..... Indiana 69 at Atlanta 92 (+23)
May 14 ..... L ..... Atlanta 81 at Indiana 101 (-20)
May 15 ..... L ..... Atlanta 86 at Indiana 102 (-16)
May 17 ..... W ..... Indiana 76 at Atlanta 88 (+12)
May 19 ..... L ..... Atlanta 79 at Indiana 98 (-19)

1994-95 (0-3)
Eastern Conference First Round (0-3)
April 27 ..... L ..... Atlanta 82 at Indiana 90 (-8)
April 29 ..... L ..... Atlanta 97 at Indiana 105 (-8)
May 2 ..... L ..... Indiana 105 at Atlanta 89 (-16)

1995-96 (4-6)
Eastern Conference First Round (3-2)
April 25 ..... W ..... Atlanta 92 at Indiana 80 (+12)
April 27 ..... L ..... Atlanta 94 at Indiana 102 (ot) (-8)
April 29 ..... W ..... Indiana 83 at Atlanta 90 (+7)
May 2 ..... L ..... Indiana 83 at Atlanta 75 (-8)
May 5 ..... W ..... Atlanta 89 at Indiana 87 (+2)

Eastern Conference Semifinals (1-4)
May 8 ..... L ..... Atlanta 105 at Orlando 117 (-12)
May 10 ..... L ..... Atlanta 94 at Orlando 120 (-26)
May 12 ..... L ..... Orlando 103 at Atlanta 96 (-7)
May 13 ..... W ..... Orlando 99 at Atlanta 104 (+5)
May 15 ..... L ..... Atlanta 88 at Orlando 96 (-8)

1996-97 (4-6)
Eastern Conference First Round (3-2)
April 25 ..... W ..... Detroit 75 at Atlanta 89 (+14)
April 27 ..... L ..... Detroit 93 at Atlanta 80 (-13)
April 29 ..... L ..... Atlanta 91 at Detroit 99 (-8)
May 2 ..... W ..... Atlanta 94 at Detroit 82 (+12)
May 4 ..... W ..... Detroit 79 at Atlanta 84 (+5)

Eastern Conference Semifinals (1-4)
May 6 ..... L ..... Atlanta 97 at Chicago 100 (-3)
May 8 ..... W ..... Atlanta 103 at Chicago 95 (+8)
May 10 ..... L ..... Chicago 100 at Atlanta 80 (-20)
May 11 ..... L ..... Chicago 89 at Atlanta 80 (-9)
May 13 ..... L ..... Atlanta 92 at Chicago 107 (-15)

1997-98 (1-3)
Eastern Conference First Round (1-3)
April 23 ..... L ..... Atlanta 87 at Charlotte 97 (-10)
April 25 ..... L ..... Atlanta 85 at Charlotte 92 (-7)
April 28 ..... W ..... Charlotte 64 at Atlanta 96 (+32)
May 1 ..... L ..... Charlotte 91 at Atlanta 82 (-9)

1998-99 (3-6)
Eastern Conference First Round (3-2)
May 8 ..... W ..... Detroit 70 at Atlanta 90 (+20)
May 10 ..... W ..... Detroit 69 at Atlanta 89 (+20)
May 12 ..... L ..... Atlanta 63 at Detroit 79 (-16)
May 14 ..... L ..... Atlanta 82 at Detroit 103 (-21)
May 16 ..... W ..... Detroit 75 at Atlanta 87 (+12)

Eastern Conference Semifinals (0-4)
May 18 ..... L ..... New York 100 at Atlanta 92 (-8)
May 20 ..... L ..... New York 77 at Atlanta 70 (-7)
May 23 ..... L ..... Atlanta 78 at New York 90 (-12)
May 24 ..... L ..... Atlanta 66 at New York 79 (-13)

2007-08 (3-4)
Eastern Conference First Round (3-4)
April 20 ..... L ..... Atlanta 81 at Boston 104 (-23)
April 23 ..... L ..... Atlanta 77 at Boston 96 (-19)
April 26 ..... W ..... Boston 93 at Atlanta 102 (+9)
April 28 ..... W ..... Boston 92 at Atlanta 97 (+5)
April 30 ..... L ..... Atlanta 85 at Boston 110 (-25)
May 2 ..... W ..... Boston 100 at Atlanta 103 (+3)
May 4 ..... L ..... Atlanta 65 at Boston 99 (-34)

2008-09 (4-7)
Eastern Conference First Round (4-3)
April 19 ..... W ..... Miami 64 at Atlanta 90 (+26)
April 22 ..... L ..... Miami 108 at Atlanta 93 (-15)
April 25 ..... L ..... Atlanta 78 at Miami 107 (-29)
April 27 ..... W ..... Atlanta 81 at Miami 71 (+10)
April 29 ..... W ..... Miami 91 at Atlanta 106 (+15)
May 1 ..... L ..... Atlanta 72 at Miami 98 (-26)
May 3 ..... W ..... Miami 78 at Atlanta 91 (+13)

Eastern Conference Semifinals (0-4)
May 5 ..... L ..... Atlanta 72 at Cleveland 99 (-27)
May 7 ..... L ..... Atlanta 85 at Cleveland 105 (-20)
May 9 ..... L ..... Cleveland 97 at Atlanta 82 (-15)
May 11 ..... L ..... Cleveland 84 at Atlanta 74 (-10)

2009-10 (4-7)
Eastern Conference First Round (4-3)
April 17 ..... W ..... Milwaukee 92 at Atlanta 102 (+10)
April 20 ..... W ..... Milwaukee 86 at Atlanta 96 (+10)
April 24 ..... L ..... Atlanta 89 at Milwaukee 107 (-18)
April 26 ..... L ..... Atlanta 104 at Milwaukee 111 (-7)
April 28 ..... L ..... Milwaukee 91 at Atlanta 87 (-4)
April 30 ..... W ..... Atlanta 83 at Milwaukee 69 (+14)
May 2 ..... W ..... Milwaukee 74 at Atlanta 95 (+21)

Eastern Conference Semifinals (0-4)
May 4 ..... L ..... Atlanta 71 at Orlando 114 (-43)
May 6 ..... L ..... Atlanta 98 at Orlando 112 (-14)
May 8 ..... L ..... Orlando 105 at Atlanta 75 (-30)
May 10 ..... L ..... Orlando 98 at Atlanta 84 (-14)

2010-11 (6-6)
Eastern Conference First Round (4-2)
April 16 ..... W ..... Atlanta 103 at Orlando 93 (+10)
April 19 ..... L ..... Atlanta 82 at Orlando 88 (-6)
April 22 ..... W ..... Orlando 84 at Atlanta 88 (+4)
April 24 ..... W ..... Orlando 85 at Atlanta 88 (+3)
April 26 ..... L ..... Atlanta 76 at Orlando 101 (-25)
April 28 ..... W ..... Orlando 81 at Atlanta 84 (+3)

HAWKS PLAYOFF SCORES, CONT.

2011-12 (2-4)
Eastern Conference First Round (2-4)
April 29 ..... W ..... Boston 74 at Atlanta 83 (+9)
May 1 ..... L ..... Boston 87 at Atlanta 80 (-7)
May 4 ..... L ..... Atlanta 84 at Boston 90 OT (-6)
May 6 ..... L ..... Atlanta 79 at Boston 101 (-22)
May 8 ..... W ..... Boston 86 at Atlanta 87 (+1)
May 10 ..... L ..... Atlanta 80 at Boston 83 (-3)

2012-13 (2-4)
Eastern Conference First Round (2-4)
April 21 ..... L ..... Atlanta 90 at Indiana 107 (-17)
April 24 ..... L ..... Atlanta 98 at Indiana 113 (-15)
April 27 ..... W ..... Indiana 69 at Atlanta 90 (+21)
April 29 ..... W ..... Indiana 91 at Atlanta 102 (+11)
May 1 ..... L ..... Atlanta 83 at Indiana 106 (-23)
May 3 ..... L ..... Indiana 81 at Atlanta 73 (-8)

2013-14 (3-4)
Eastern Conference First Round (3-4)
April 19 ..... W ..... Atlanta 101 at Indiana 93 (+8)
April 22 ..... L ..... Atlanta 85 at Indiana 101 (-16)
April 24 ..... W ..... Indiana 85 at Atlanta 98 (+13)
April 26 ..... L ..... Indiana 91 at Atlanta 88 (-3)
April 28 ..... W ..... Atlanta 107 at Indiana 97 (+10)
May 1 ..... L ..... Indiana 95 at Atlanta 88 (-7)
May 3 ..... L ..... Atlanta 80 at Indiana 92 (-12)

2014-15 (8-8)
Eastern Conference First Round (4-2)
April 19 ..... W ..... Brooklyn 92 at Atlanta 99 (+7)
April 22 ..... W ..... Brooklyn 91 at Atlanta 96 (+5)
April 25 ..... L ..... Atlanta 83 at Brooklyn 91 (-8)
April 27 ..... L ..... Atlanta 115 at Brooklyn 120, OT (-5)
April 29 ..... W ..... Brooklyn 97 at Atlanta 107 (+10)
May 1 ..... W ..... Atlanta 111 at Brooklyn 87 (+24)

Eastern Conference Semifinals (4-2)
May 3 ..... L ..... Washington 104 at Atlanta 98 (-6)
May 5 ..... W ..... Washington 90 at Atlanta 106 (+16)
May 9 ..... L ..... Atlanta 101 at Washington 103 (-2)
May 11 ..... W ..... Atlanta 106 at Washington 101 (+5)
May 13 ..... W ..... Washington 81 at Atlanta 82 (+1)
May 15 ..... W ..... Atlanta 94 at Washington 91 (+3)

Eastern Conference Finals (0-4)
May 20 ..... L ..... Cleveland 97 at Atlanta 89 (-8)
May 22 ..... L ..... Cleveland 94 at Atlanta 82 (-12)
May 24 ..... L ..... Atlanta 111 at Cleveland 114, OT (-3)
May 26 ..... L ..... Atlanta 88 at Cleveland 118 (-30)

2015-16 (4-6)
Eastern Conference First Round (4-2)
April 16 ..... W ..... Boston 101 at Atlanta 102 (+1)
April 19 ..... W ..... Boston 72 at Atlanta 89 (+17)
April 22 ..... L ..... Atlanta 103 at Boston 111 (-8)
April 24 ..... L ..... Atlanta 95 at Boston 104, OT (-9)
April 26 ..... W ..... Boston 83 at Atlanta 110 (+27)
April 28 ..... W ..... Atlanta 104 at Boston 92 (+12)

Eastern Conference Semifinals (0-4)
May 2 ..... L ..... Atlanta 93 at Cleveland 104 (-11)
May 4 ..... L ..... Atlanta 98 at Cleveland 123 (-25)
May 6 ..... L ..... Cleveland 121 at Atlanta 108 (-13)
May 8 ..... L ..... Cleveland 100 at Atlanta 99 (-1)

2016 NBA PLAYOFFS

FIRST ROUND

EASTERN CONFERENCE

CLEVELAND vs. DETROIT
Cavaliers win series, 4-0

Apr. 17	Det.	101	at	Cle.	106	
Apr. 20	Det.	90	at	Cle.	107	
Apr. 22	Cle.	101	at	Det.	91	
Apr. 24	Cle.	100	at	Det.	98	

TORONTO vs. INDIANA
Raptors win series, 4-3

Apr. 16	Ind.	100	at	Tor.	90	
Apr. 18	Ind.	87	at	Tor.	98	
Apr. 21	Tor.	101	at	Ind.	85	
Apr. 23	Tor.	83	at	Ind.	100	
Apr. 26	Ind.	99	at	Tor.	102	
Apr. 29	Tor.	83	at	Ind.	101	
May 1	Ind.	84	at	Tor.	89	

MIAMI vs. CHARLOTTE
Heat win series, 4-3

Apr. 17	Cha.	91	at	Mia.	123	
Apr. 20	Cha.	103	at	Mia.	115	
Apr. 23	Mia.	80	at	Cha.	96	
Apr. 25	Mia.	85	at	Cha.	89	
Apr. 27	Cha.	90	at	Mia.	88	
Apr. 29	Mia.	97	at	Cha.	90	
May 1	Cha.	73	at	Mia.	106	

ATLANTA vs. BOSTON
Hawks win series, 4-2

Apr. 16	Bos.	101	at	Atl.	102	
Apr. 19	Bos.	72	at	Atl.	89	
Apr. 22	Atl.	103	at	Bos.	111	
Apr. 24	Atl.	95	at	Bos.	104	OT
Apr. 26	Bos.	83	at	Atl.	110	
Apr. 28	Atl.	104	at	Bos.	92	

WESTERN CONFERENCE

GOLDEN STATE vs. HOUSTON
Warriors win series, 4-1

Apr. 16	Hou.	78	at	GSW	104	
Apr. 18	Hou.	106	at	GSW	115	
Apr. 21	GSW	96	at	Hou.	97	
Apr. 24	GSW	121	at	Hou.	94	
Apr. 27	Hou.	81	at	GSW	114	

SAN ANTONIO vs. MEMPHIS
Spurs win series, 4-0

Apr. 17	Mem.	84	at	SAS	106	
Apr. 19	Mem.	68	at	SAS	94	
Apr. 22	SAS	96	at	Mem.	87	
Apr. 24	SAS	116	at	Mem.	95	

OKLAHOMA CITY vs. DALLAS
Thunder win series, 4-1

Apr. 16	Dal.	70	at	OKC	108	
Apr. 18	Dal.	85	at	OKC	84	
Apr. 21	OKC	131	at	Dal.	102	
Apr. 23	OKC	119	at	Dal.	108	
Apr. 25	Dal.	104	at	OKC	118	

LA CLIPPERS vs. PORTLAND
Trail Blazers win series, 4-2

Apr. 17	Por.	95	at	LAC	115	
Apr. 20	Por.	80	at	LAC	102	
Apr. 23	LAC	88	at	Por.	96	
Apr. 25	LAC	84	at	Por.	98	
Apr. 27	Por.	108	at	LAC	98	
Apr. 29	LAC	103	at	Por.	106	

CONFERENCE SEMIFINALS

EASTERN CONFERENCE

CLEVELAND vs. ATLANTA
Cavaliers win series, 4-0

May 2	Atl.	93	at	Cle.	104	
May 4	Atl.	98	at	Cle.	123	
May 6	Cle.	121	at	Atl.	108	
May 8	Cle.	100	at	Atl.	99	

TORONTO vs. MIAMI
Raptors win series, 4-3

May 3	Mia.	102	at	Tor.	96	OT
May 5	Mia.	92	at	Tor.	96	OT
May 7	Tor.	95	at	Mia.	91	
May 9	Tor.	87	at	Mia.	94	OT
May 11	Mia.	91	at	Tor.	99	
May 13	Tor.	91	at	Mia.	103	
May 15	Mia.	89	at	Tor.	116	

WESTERN CONFERENCE

GOLDEN STATE vs. PORTLAND
Warriors win series, 4-1

May 1	Por.	106	at	GSW	118	
May 3	Por.	99	at	GSW	110	
May 7	GSW	108	at	Por.	120	
May 9	GSW	132	at	Por.	125	OT
May 11	Por.	121	at	GSW	125	

SAN ANTONIO vs. OKLAHOMA CITY
Thunder win series, 4-2

Apr. 30	OKC	92	at	SAS	124
May 2	OKC	98	at	SAS	97
May 6	SAS	100	at	OKC	96
May 8	SAS	97	at	OKC	111
May 10	OKC	95	at	SAS	91
May 12	SAS	99	at	OKC	113

2016 NBA PLAYOFFS, CONTINUED

CONFERENCE FINALS

EASTERN CONFERENCE

CLEVELAND vs. TORONTO
Cavaliers win series, 4-2

May 17	Tor.	84	at	Cle.	115
May 19	Tor.	89	at	Cle.	108
May 21	Cle.	84	at	Tor.	99
May 23	Cle.	99	at	Tor.	105
May 25	Tor.	78	at	Cle.	116
May 27	Cle.	113	at	Tor.	87

WESTERN CONFERENCE

GOLDEN STATE vs. OKLAHOMA CITY
Warriors win series, 4-3

May 16	OKC	108	at	GSW	102
May 18	OKC	91	at	GSW	118
May 22	GSW	105	at	OKC	133
May 24	GSW	94	at	OKC	118
May 26	OKC	111	at	GSW	120
May 28	GSW	108	at	OKC	101
May 30	OKC	88	at	GSW	96

2016 NBA FINALS

GOLDEN STATE vs. CLEVELAND • Cavaliers win series, 4-3

June 2	Cle.	89	at	GSW	104
June 5	Cle.	77	at	GSW	110
June 8	GSW	90	at	Cle.	120
June 10	GSW	108	at	Cle.	97
June 13	Cle.	112	at	GSW	97
June 16	GSW	101	at	Cle.	115
June 19	Cle.	93	at	GSW	89

ATLANTA HAWKS PLAYOFF HIGHS / ALL - TIME LEADERS

GAMES PLAYED

Al Horford	74
Jeff Teague	62
Tree Rollins	56
Josh Smith	52
Dominique Wilkins	51
Mookie Blaylock	50
Kevin Willis	49
Joe Johnson	47
Glenn Rivers	44
Marvin Williams	42

POINTS

Dominique Wilkins	1,345
Al Horford	958
Lou Hudson	894
Joe Johnson	846
Jeff Teague	823
Josh Smith	820
Mookie Blaylock	731
Kevin Willis	721
Steve Smith	718
Glenn Rivers	577

REBOUNDS

Al Horford	620
Kevin Willis	444
Josh Smith	441
Paul Millsap	309
Dikembe Mutombo	299
Dominique Wilkins	276
Mookie Blaylock	250
Joe Johnson	208
Tree Rollins	202
Grant Long	194

ASSISTS

Glenn Rivers	332
Mookie Blaylock	326
Jeff Teague	290
Al Horford	221
Anthony Webb	198
Joe Johnson	183
Josh Smith	153
Dominique Wilkins	123
Randy Wittman	103
Paul Millsap	102

FIELD GOALS MADE

Dominique Wilkins	488
Al Horford	406
Lou Hudson	367
Joe Johnson	319
Josh Smith	306
Kevin Willis	302
Jeff Teague	289
Mookie Blaylock	263
Steve Smith	240
Randy Wittman	224

FIELD GOALS ATTEMPTED

Dominique Wilkins	1,138
Al Horford	840
Joe Johnson	782
Josh Smith	725
Jeff Teague	719
Mookie Blaylock	702
Kevin Willis	592
Steve Smith	574
Paul Millsap	449
Glenn Rivers	431

FREE THROWS MADE

Dominique Wilkins	350
Jeff Teague	193
Josh Smith	193
Steve Smith	169
Glenn Rivers	166
Lou Hudson	160
Paul Millsap	144
Joe Johnson	144
Al Horford	132
Kevin Willis	115

FREE THROWS ATTEMPTED

Dominique Wilkins	426
Josh Smith	283
Jeff Teague	222
Glenn Rivers	221
Steve Smith	204
Lou Hudson	199
Paul Millsap	189
Joe Johnson	186
Al Horford	173
Kevin Willis	169

SCORING AVERAGE (Minimum 10 Games)

Dominique Wilkins	26.4	Steve Smith	19.9
Pete Maravich	25.5	Joe Caldwell	19.4
Lou Hudson	24.2	Joe Johnson	18.0
Zelmo Beaty	22.5	Dan Roundfield	17.7
Danny Manning	20.0	Walt Bellamy	17.2

PLAYOFF HIGHS / ALL - TIME, CONTINUED

HAWKS FRANCHISE PLAYOFF LEADERS

Games Played
Cliff Hagan....90

Points
Bob Pettit....2,240

Rebounds
Bob Pettit....1,304

Assists
Lenny Wilkins....372

Field Goals Made
Bob Pettit....766

Field Goals Attempted
Bob Pettit....1,834

Free Throws Made
Bob Pettit....708

Free Throws Attempted
Bob Pettit....915

Scoring Average
(Minimum 10 Games)
Dominique Wilkins....26.4

HAWKS INDIVIDUAL PLAYOFF RECORDS (*) NBA RECORD

TOTAL	PLAYER	TEAM	DATE
MOST POINTS			
50	Dominique Wilkins	Atlanta vs. Detroit	4-19-86
50	Bob Pettit	St. Louis vs. Boston	4-12-58
46	Dominique Wilkins	Atlanta at Boston	5-22-88
MOST REBOUNDS			
36	Bill Bridges	Atlanta at New York	3-27-71
32	Bill Bridges	St. Louis vs. San Francisco	4-05-67
25	Bill Bridges	Atlanta at Chicago	4-03-70
23	Walt Bellamy	Atlanta vs. Chicago	4-05-70
22	Bill Bridges	Atlanta vs. Houston	3-27-69
FIELD GOALS MADE			
19	Paul Millsap	Atlanta at Boston	4-24-16
19	Dominique Wilkins	Atlanta at Boston	5-22-88
19	Dominique Wilkins	Atlanta vs. Detroit	4-19-86
19	Bob Pettit	St. Louis vs. Boston	4-12-58
FIELD GOALS ATTEMPTED			
37	Dominique Wilkins	Atlanta vs. Indiana	4-26-87
37	Dominique Wilkins	Atlanta at Detroit	4-25-86
34	Bob Pettit	two times	
FREE THROWS MADE			
19	Bob Pettit	St. Louis vs. Boston	4-09-58
18	Zelmo Beaty	St. Louis vs. San Francisco	3-23-68
16	Pete Maravich	Atlanta vs. New York	4-01-71
15	three times		
FREE THROWS ATTEMPTED			
24	Bob Pettit	St. Louis vs. Boston	4-09-58
22	Bill Bridges	St. Louis at San Francisco	4-01-67
21	Zelmo Beaty	St. Louis vs. San Francisco	3-23-67
20	Pete Maravich	Atlanta vs. New York	4-01-71
MOST ASSISTS			
22	Glenn Rivers	Atlanta vs. Boston	5-16-88
18	Mookie Blaylock	Atlanta vs. Miami	5-08-94
18	Anthony Webb	Atlanta vs. Detroit	4-19-86
16	Glenn Rivers	Atlanta vs. Detroit	4-17-86
15	three times		

ATLANTA / ST. LOUIS PLAYOFF TEAM RECORDS

MOST POINTS

145	St. Louis at Detroit	3-25-58
143	St. Louis at Minneapolis	3-25-57
140	Atlanta vs. Detroit	4-17-86
137	Atlanta vs. Detroit	4-19-86
136	St. Louis at San Francisco	4-01-67

FEWEST POINTS

63	Atlanta at Detroit	5-12-99
65	Atlanta at Boston	5-04-08
66	Atlanta at New York	5-24-99
70	Atlanta vs. New York	5-20-99
71	two times	

LARGEST WINNING MARGIN

+44	St. Louis 145 at Detroit 101	3-25-58
+34	St. Louis 124 vs. Minneapolis 90	3-21-59
+32	Atlanta 96 vs. Charlotte 64	4-28-98
+30	St. Louis 127 vs. Minneapolis 97	3-24-59

LARGEST LOSING MARGIN

-58	St. Louis 75 at Minneapolis 133 (*)	3-25-58
-43	Atlanta 71 at Orlando 114	5-04-10
-35	Atlanta 76 at Philadelphia 111	4-21-82
-35	St. Louis 85 at San Francisco 120	4-03-64
-34	two times	

MOST POINTS, FIRST HALF

71	Atlanta vs. Detroit	4-17-86
68	Atlanta vs. Detroit	4-19-86
67	Atlanta vs. Orlando	5-13-96
66	Atlanta vs. Boston	5-16-88
63	two times	

FEWEST POINTS, FIRST HALF

26	Atlanta at Boston	5-04-08
27	Atlanta at Detroit	5-12-99
29	Atlanta vs. Indiana	5-03-13
29	Atlanta at Miami	4-25-09
30	St. Louis at Minneapolis	3-19-56

MOST POINTS, SECOND HALF

69	Atlanta at Boston	5-18-88
69	Atlanta vs. Detroit	4-19-86
69	Atlanta vs. Detroit	4-17-86
65	Atlanta vs. Detroit	5-02-91
63	three times	

FEWEST POINTS, SECOND HALF

28	Atlanta at Cleveland	5-05-09
28	Atlanta vs. Chicago	5-10-97
29	Atlanta at New York	5-24-99
30	Atlanta at Miami	5-01-09
31	Atlanta vs. Miami	4-19-09

MOST POINTS, FIRST QUARTER

44	Atlanta vs. Orlando	5-13-96
40	St. Louis at Detroit	3-25-58
37	Atlanta vs. Washington	5-03-15
36	two times	
34	Atlanta vs. Milwaukee	4-17-10

FEWEST POINTS, FIRST QUARTER

9	Atlanta at Boston	5-13-88
12	Atlanta at Miami	4-25-09
13	Atlanta at Orlando	4-26-11
13	Atlanta at Detroit	5-12-99
14	Atlanta at Milwaukee	4-19-84

MOST POINTS, SECOND QUARTER

45	St. Louis vs. Ft. Wayne	3-14-57
41	Atlanta at Indiana	4-28-14
41	Atlanta vs. Detroit	4-17-86
39	Atlanta vs. Miami	4-29-09
39	Atlanta vs. Detroit	4-19-86

FEWEST POINTS, SECOND QUARTER

9	Atlanta vs. Indiana	5-03-13
10	Atlanta at Orlando	5-04-10
10	Atlanta at Boston	5-04-08
12	Atlanta at Indiana	5-19-94
13	Atlanta at Indiana	5-03-14

MOST POINTS, THIRD QUARTER

42	Atlanta vs. Boston	4-26-16
41	Atlanta at Brooklyn	5-01-15
39	Atlanta at Boston	4-28-16
38	St. Louis vs. San Francisco	4-01-67
36	Atlanta vs. Milwaukee	4-29-88

FEWEST POINTS, THIRD QUARTER

6	Atlanta at Boston (*)	5-06-86
11	Atlanta at Orlando	5-04-10
11	Atlanta at New York	5-23-99
11	Atlanta vs. Chicago	5-11-97
12	three times	

MOST POINTS, FOURTH QUARTER

43	Atlanta at Boston	5-18-88
38	Atlanta vs. Detroit	5-02-91
38	Atlanta at Boston	5-06-86
37	Atlanta vs. Detroit	4-17-86
36	Atlanta vs. Detroit	4-19-86

FEWEST POINTS, FOURTH QUARTER

11	Atlanta at Cleveland	5-05-09
11	Atlanta vs. Indiana	5-02-96
12	Atlanta vs. Chicago	5-10-97
13	Atlanta at Washington	4-15-79
14	four times	

ATLANTA / STL PLAYOFF TEAM RECORDS, CONT. (*) NBA RECORD

MOST POINTS, OVERTIME

17	St. Louis at Minneapolis (1st OT)	3-25-57

FEWEST POINTS, OVERTIME

3	Atlanta at Boston	4-24-16

MOST FIELD GOALS MADE-GAME

59	Atlanta vs. Chicago	3-25-70
56	St. Louis at Minneapolis	3-25-57
55	St. Louis vs. Detroit	3-25-58
52	Atlanta at Boston	5-22-88
51	Atlanta vs. Detroit	4-17-86

FEWEST FIELD GOALS MADE-GAME

22	St. Louis at Minnesota	3-19-56
23	two times	
24	four times	
25	three times	

MOST FIELD GOALS ATT.-GAME

117	St. Louis vs. San Francisco	4-10-67
105	Atlanta vs. Houston (San Diego)	3-29-69
101	Atlanta at Detroit	4-25-86
100	Atlanta at Boston	4-24-16
98	Atlanta at Houston	4-11-79

FEWEST FIELD GOALS ATT.-GAME

60	Atlanta at Boston	4-23-08
64	two times	
65	two times	
66	five times	

HIGHEST FIELD GOAL PCT.-GAME

.598	Atlanta vs. Detroit	4-19-86
.571	Atlanta at Boston	5-22-88
.564	Atlanta vs. Milwaukee	5-08-88
.560	Atlanta vs. Detroit	4-17-86
.543	two times	

LOWEST FIELD GOAL PCT.-GAME

.242	St. Louis at Minneapolis	3-19-56
.293	Atlanta at Boston	5-04-08
.295	Atlanta at New York	5-24-99
.296	Atlanta vs. New York	5-20-99
.297	Atlanta at Detroit	5-05-91

MOST 3FGM - GAME

16	Atlanta vs. Cleveland	5-06-16
15	Atlanta at Indiana	4-28-14
14	Atlanta vs. Boston	4-26-16
13	four times	
12	four times	

MOST 3FGA - GAME

44	Atlanta at Indiana	5-03-14
43	Atlanta at Boston	4-24-16
38	Atlanta vs. Washington	5-03-15
36	Atlanta vs. Boston	4-26-16
35	Atlanta vs. Indiana	5-01-14

MOST FREE THROWS MADE-GAME

54	St. Louis vs. Minneapolis	3-17-56
44	Atlanta vs. Detroit	5-02-91
44	St. Louis vs. San Francisco	4-01-67
44	St. Louis vs. Boston	4-09-58
39	Atlanta vs. Detroit	4-19-86

FEWEST FREE THROWS MADE-GAME

7	Atlanta at Indiana	4-21-13
7	Atlanta vs. Cleveland	5-09-09
7	Atlanta vs. Washington	4-20-79
9	six times	
10	five times	

MOST FREE THROWS ATT.-GAME

70	St. Louis vs. Minneapolis (*)	3-17-56
57	St. Louis vs. Boston	4-09-58
53	Atlanta vs. Detroit	4-19-86
51	Atlanta vs. Detroit	5-02-91
48	Atlanta vs. Houston (San Diego)	4-06-69

FEWEST FREE THROWS ATT.-GAME

10	Atlanta at Boston	5-10-12
10	Atlanta vs. Washington	4-20-79
11	Atlanta vs. Cleveland	5-09-09
12	two times	
13	four times	

MOST REBOUNDS-GAME

82	St. Louis vs. Los Angeles	4-09-66
63	Atlanta vs. Washington	4-20-79
60	Atlanta vs. Houston (San Diego)	4-06-69
56	Atlanta vs. Indiana	5-12-94
55	two times	

FEWEST REBOUNDS-GAME

23	Atlanta vs. Cleveland	5-09-09
28	four times	
29	three times	

MOST ASSISTS-GAME

40	Atlanta vs. Chicago	4-19-86
38	Atlanta vs. Boston	5-16-88
37	Atlanta vs. Boston	5-15-88
36	Atlanta vs. Detroit	4-17-86
34	Atlanta at Brooklyn	5-01-15

OPPONENT INDIVIDUAL PLAYOFF RECORDS (*) NBA RECORD

TOTAL	PLAYER	TEAM	DATE
MOST POINTS			
54	John Havlicek	Boston vs. Atlanta	4-01-73
50	Wilt Chamberlain	San Francisco vs. St. Louis	4-10-64
47	LeBron James	Cleveland at Atlanta	5-09-09
47	Rick Barry	San Francisco vs. St. Louis	4-16-67
47	Elgin Baylor	Los Angeles at St. Louis	3-27-61
MOST REBOUNDS			
40	Bill Russell	Boston vs. St. Louis	3-29-60
38	Bill Russell	Boston vs. St. Louis	4-11-61
26	Dave DeBusschere	Detroit vs. St. Louis	3-24-63
24	Moses Malone	Houston at Atlanta	4-13-79
20	three times		
FIELD GOALS MADE			
24*	John Havlicek	Boston vs. Atlanta	4-01-73
22	Wilt Chamberlain	San Francisco at St. Louis	4-10-64
19	Wilt Chamberlain	San Francisco vs. St. Louis	4-16-64
19	Wilt Chamberlain	San Francisco at St. Louis	4-05-64
FIELD GOALS ATTEMPTED			
45	Elgin Baylor	Los Angeles vs. St. Louis	3-27-61
38	Rick Barry	San Francisco vs. St. Louis	4-16-67
37	LeBron James	Cleveland vs. Atlanta	5-24-15
36	John Havlicek	Boston vs. Atlanta	4-01-73
36	Wilt Chamberlain	San Francisco at St. Louis	4-05-64
THREE-POINT FIELD GOALS MADE			
8	two times		
7	three times		
6	four times		
THREE-POINT FIELD GOALS ATTEMPTED			
15	Kevin Love	Cleveland at Atlanta	5-08-16
13	J.R. Smith	Cleveland vs. Atlanta	5-04-16
11	two times		
FREE THROWS MADE			
18	Elgin Baylor	Minneapolis vs. St. Louis	3-17-60
17	Paul George	Indiana vs. Atlanta	4-21-13
16	Dwyane Wade	Miami vs. Atlanta	5-01-09
15	Dwight Howard	Orlando vs. Atlanta	4-19-11
15	Latrell Sprewell	New York at Atlanta	5-20-99
FREE THROWS ATTEMPTED			
23	Jerry West	Los Angeles vs. Atlanta	4-19-70
23	Elgin Baylor	Minneapolis at St. Louis	3-17-60
22	Dwight Howard	Orlando vs. Atlanta	4-16-11
19	Dwight Howard	Orlando vs. Atlanta	4-19-11
19	Rick Barry	San Francisco at St. Louis	4-05-67
MOST ASSISTS			
19	Bob Cousy	Boston vs. St. Louis	4-09-58
16	Rajon Rondo	Boston at Atlanta	4-29-12
16	Isiah Thomas	Detroit at Atlanta	4-17-86
MOST STEALS			
7	Dennis Johnson	Boston vs. Atlanta	4-29-86
BLOCKED SHOTS			
8	Darryl Dawkins	Philadelphia vs. Atlanta	4-21-82

OPPONENT TEAM PLAYOFF RECORDS (*) NBA RECORD

MOST POINTS		
143	San Francisco at St. Louis	4-01-67
140	Boston vs. St. Louis	3-27-60
136	Boston vs. Atlanta	4-02-72
136	Boston vs. St. Louis	3-30-58
135	Minneapolis vs. St. Louis	3-25-57
FEWEST POINTS		
64	Miami at Atlanta	4-19-09
64	Charlotte at Atlanta	4-28-98
69	Milwaukee vs. Atlanta	4-30-10
69	Indiana at Atlanta	4-27-13
69	Detroit at Atlanta	5-10-99
69	Indiana at Atlanta	5-12-94
MOST POINTS, FIRST HALF		
76	Cleveland vs. Atlanta	5-04-16
66	Boston vs. Atlanta	5-06-86
66	Detroit at Atlanta	4-19-86
65	Boston vs. Atlanta	4-27-86
64	two times	
FEWEST POINTS, FIRST HALF		
28	Boston at Atlanta	4-19-16
30	Indiana at Atlanta	4-27-13
32	Charlotte at Atlanta	4-28-98
32	Indiana at Atlanta	5-12-94
33	Boston vs. Atlanta	4-28-16
MOST POINTS, SECOND HALF		
78	San Francisco vs. St. Louis	4-01-67
74	Chicago vs. Atlanta	4-03-70
69	Milwaukee vs. Atlanta	5-04-88
67	Boston at Atlanta	4-16-16
66	two times	
FEWEST POINTS, SECOND HALF		
25	Miami at Atlanta	4-19-09
25	Detroit at Atlanta	5-10-99
27	Detroit at Atlanta	5-08-99
29	Miami vs. Atlanta	4-27-09
31	New York vs. Atlanta	5-24-99
MOST POINTS, FIRST QUARTER		
38	Boston at Atlanta	5-16-88
38	Boston vs. Atlanta	5-11-88
37	Boston vs. Atlanta	4-22-16
36	three times	
FEWEST POINTS, FIRST QUARTER		
7	Boston at Atlanta	4-19-16
13	Milwaukee at Atlanta	5-02-10
14	Indiana at Atlanta	4-27-13
15	two times	
16	three times	
MOST POINTS, SECOND QUARTER		
46	Boston vs. St. Louis (*)	3-27-60
39	Cleveland vs. Atlanta	5-04-16
37	Detroit at Atlanta	5-02-91
34	two times	
FEWEST POINTS, SECOND QUARTER		
13	Indiana at Atlanta	4-26-14
13	Indiana vs. Atlanta	4-25-96
13	Indiana vs. Atlanta	4-27-95
13	Indiana at Atlanta	5-12-94
14	three times	
MOST POINTS, THIRD QUARTER		
44	Detroit vs. Atlanta	5-08-87
44	San Francisco vs. St. Louis	4-01-67
42	Chicago vs. Atlanta	4-03-70
38	Chicago vs. Atlanta	5-06-97
36	two times	
FEWEST POINTS, THIRD QUARTER		
10	Detroit at Atlanta	5-10-99
11	Milwaukee vs. Atlanta	4-30-10
11	Detroit at Atlanta	5-08-99
12	Charlotte at Atlanta	4-28-98
13	Miami vs. Atlanta	4-27-09
MOST POINTS, FOURTH QUARTER		
41	Milwaukee at Atlanta	5-08-88
39	Detroit at Atlanta	5-13-87
36	two times	
34	Boston vs. Atlanta	5-22-88
34	Milwaukee vs. Atlanta	5-04-88
FEWEST POINTS, FOURTH QUARTER		
7	Miami at Atlanta	4-19-09
10	Cleveland at Atlanta	5-22-15
11	Boston vs. Atlanta	5-06-12
11	Detroit at Atlanta	5-16-99
12	two times	
MOST POINTS, OVERTIME		
17	Minneapolis vs. St. Louis (1st OT)	3-25-57
FEWEST POINTS, OVERTIME		
4	Minneapolis vs. St. Louis (2nd OT)	3-25-57

OPPONENT PLAYOFF TEAM RECORDS, CONT. (*) NBA RECORD

MOST FIELD GOALS MADE-GAME

61	Boston vs. St. Louis	3-27-60
58	San Francisco vs. St. Louis	4-01-67
53	Chicago vs. Atlanta	4-03-70
52	Boston vs. Atlanta	4-29-86
50	two times	

FEWEST FIELD GOALS MADE-GAME

22	Indiana at Atlanta	4-27-13
23	Miami vs. Atlanta	4-27-09
25	Milwaukee vs. Atlanta	4-30-10
25	Charlotte at Atlanta	4-28-98
26	three times	

MOST FIELD GOALS ATT.-GAME

109	Chicago vs. Atlanta	4-03-70
108	Chicago at St. Louis	3-25-67
107	Detroit vs. Atlanta	4-25-86
102	three times	

FEWEST FIELD GOALS ATT.-GAME

61	Miami vs. Atlanta	4-27-09
63	Miami at Atlanta	5-03-09
65	four times	
66	Indiana vs. Atlanta	4-25-96
66	Indiana vs. Atlanta	5-01-87

HIGHEST FIELD GOAL PCT.-GAME

.608	Boston vs. Atlanta	5-22-88
.591	Boston at Atlanta	5-02-86
.588	Charlotte vs. Atlanta	4-23-98
.578	Orlando vs. Atlanta	5-08-96
.571	Boston vs. Atlanta	5-11-88

LOWEST FIELD GOAL PCT.-GAME

.272	Indiana at Atlanta	4-27-13
.318	two times	
.326	Milwaukee at Atlanta	5-02-10
.329	Milwaukee vs. Atlanta	4-30-10
.341	Boston at Atlanta	5-04-86

MOST 3FGM, GAME

25	Cleveland vs. Atlanta	5-04-16
21	Cleveland at Atlanta	5-06-16
16	two times	
15	two times	
14	three times	

MOST 3FGA, GAME

45	Cleveland vs. Atlanta	5-04-16
39	Cleveland at Atlanta	5-06-16
36	Cleveland vs. Atlanta	5-24-15
35	Boston at Atlanta	4-16-16

MOST FREE THROWS MADE-GAME

41	Milwaukee at Atlanta	5-04-88
41	Philadelphia vs. Atlanta	4-09-80
40	San Francisco at St. Louis	4-12-67
38	Philadelphia vs. Atlanta	4-06-80
36	two times	

FEWEST FREE THROWS MADE-GAME

8	six times	

MOST FREE THROWS ATT.-GAME

60	Los Angeles at Atlanta	4-12-70
53	San Francisco at St. Louis	4-12-67
49	Philadelphia vs. Atlanta	4-09-80
48	Philadelphia vs. Atlanta	4-06-80
47	two times	

FEWEST FREE THROWS ATT.-GAME

10	Chicago at Atlanta	5-12-11
11	Detroit vs. Atlanta	5-14-99
11	Chicago vs. Atlanta	5-10-97
12	four times	

MOST REBOUNDS-GAME

62	Chicago vs. Atlanta	4-30-93
58	Chicago vs. Atlanta	5-04-11
57	Washington at Atlanta	4-22-79
56	Cleveland vs. Atlanta	5-26-15
56	Cleveland vs. Atlanta	5-24-15

FEWEST REBOUNDS-GAME

21	Detroit vs. Atlanta	4-29-97
26	Detroit at Atlanta	5-16-99
27	Charlotte vs. Atlanta	4-23-98
27	Boston vs. Atlanta	5-22-88
29	Miami at Atlanta	4-29-09

HAWKS YEARLY PLAYOFF STATS

1968-69 PLAYOFF STATS

(Defeated San Diego, 4-2 ... Lost to Los Angeles, 4-1)

	G	Min	FGM	FGA	Pct.	FTM	FTA	Pct.	Reb	Asst	PF	DQ	Pts	Avg
Beaty	11	473	102	236	.432	43	64	.672	142	25	47	0	247	22.5
Hudson	11	424	101	216	.468	40	52	.769	59	32	43	1	242	22.0
Bridges	11	442	69	156	.442	34	48	.708	178	37	48	2	172	15.6
Caldwell	11	404	65	134	.485	32	69	.466	55	37	40	1	162	14.7
Hazzard	11	360	53	135	.393	48	61	.787	33	43	38	0	154	14.0
Ohl	11	194	30	86	.349	13	22	.591	13	16	25	0	73	6.6
Silas	11	258	21	58	.362	19	37	.514	92	21	32	0	61	5.5
Davis	8	52	4	15	.267	5	8	.625	17	1	7	0	13	1.6
Guerin	3	32	1	4	.250	1	2	.500	5	7	8	0	3	1.0
Harlicka	1	1	0	0	.000	0	0	.000	0	0	1	0	0	0.0

1969-70 PLAYOFF STATS

(Defeated Chicago, 4-1 ... Lost to Los Angeles, 4-0)

	G	Min	FGM	FGA	Pct.	FTM	FTA	Pct.	Reb	Asst	PF	DQ	Pts	Avg
Caldwell	9	393	93	198	.470	39	60	.650	45	38	34	1	225	25.0
Hudson	9	360	78	187	.417	41	50	.820	40	33	34	2	197	21.9
Hazzard	7	255	65	130	.500	20	32	.625	24	54	23	0	150	21.4
Bellamy	9	368	59	126	.468	33	46	.717	140	35	32	0	151	16.8
Guerin	2	56	13	21	.619	7	7	1.000	8	4	6	0	33	16.5
Bridges	9	381	44	110	.400	16	27	.593	154	29	37	1	104	11.6
Beard	9	146	31	65	.477	19	26	.731	26	8	19	0	81	9.0
Newmark	6	42	15	33	.455	4	4	1.000	12	2	8	0	34	5.7
Davis	9	117	14	37	.378	10	17	.588	30	6	24	1	38	4.2
Gregor	7	67	6	21	.286	4	6	.667	17	2	14	0	16	2.3

1970-71 PLAYOFF STATS

(Lost to New York, 4-1)

	G	Min	FGM	FGA	Pct.	FTM	FTA	Pct.	Reb	Asst	PF	DQ	Pts	Avg
Hudson	5	213	49	108	.454	29	39	.744	35	15	19	0	127	25.4
Maravich	5	199	46	122	.377	18	26	.692	26	24	14	0	110	22.0
Bellamy	5	216	41	69	.594	22	29	.759	72	10	16	0	104	20.8
Hazzard	5	202	25	76	.329	20	25	.800	25	27	22	1	70	14.0
Davis	5	119	17	36	.472	22	27	.815	22	4	17	1	56	11.2
Bridges	5	229	23	58	.397	3	9	.333	104	5	17	0	49	9.8
Chambers	4	22	3	9	.333	1	2	.500	5	0	4	0	7	1.8

1971-72 PLAYOFF STATS

(Lost to Boston, 4-2)

	G	Min	FGM	FGA	Pct.	FTM	FTA	Pct.	Reb	Asst	PF	DQ	Pts	Avg
Maravich	6	219	54	121	.446	58	71	.817	32	28	24	0	166	27.7
Hudson	6	266	63	139	.453	24	29	.828	33	21	13	0	150	25.0
Bellamy	6	247	42	86	.488	27	43	.628	82	11	20	0	111	18.5
Gilliam	6	173	28	71	.394	10	11	.909	30	33	15	0	66	11.0
Washington	6	209	28	58	.483	9	16	.563	48	10	20	0	65	10.8
Adams	6	188	20	56	.357	16	23	.696	38	12	25	1	56	9.3
Trapp	6	66	19	44	.432	3	8	.375	18	5	13	0	41	6.8
May	3	31	3	9	.333	6	8	.750	8	1	3	0	12	4.0
Payne	1	5	1	1	1.000	2	5	.400	4	0	1	0	4	4.0
Christian	6	34	3	8	.375	1	1	1.000	7	0	10	0	7	1.2
Haliburton	1	2	0	1	.000	0	0	.000	0	0	0	0	0	0.0

1972-73 PLAYOFF STATS

(Lost to Boston, 4-2)

	G	Min	FGM	FGA	Pct.	FTM	FTA	Pct.	Reb	Asst	PF	DQ	Pts	Avg
Hudson	6	255	76	166	.458	26	29	.897	47	17	16	0	178	29.7
Maravich	6	234	65	155	.419	27	34	.794	29	40	24	1	157	26.2
Bellamy	6	247	34	86	.395	14	31	.452	73	13	17	0	82	13.7
Gilliam	6	197	33	81	.407	5	5	1.000	21	31	19	1	71	11.8
Bracey	6	123	24	47	.511	11	16	.688	13	20	13	0	59	9.8
Washington	6	226	19	48	.396	5	17	.294	60	14	19	1	43	7.2
Trapp	6	99	11	32	.343	3	5	.600	21	3	21	0	25	4.2
Tschogl	3	11	5	8	.625	0	0	.000	4	1	0	0	10	3.3
Mast	4	15	5	5	1.000	0	0	.000	5	1	1	0	10	2.5
Wetzel	3	33	3	7	.429	0	0	.000	2	4	6	0	6	2.0

HAWKS YEARLY PLAYOFF STATS, CONT.

1977-78 PLAYOFF STATS

(Lost to Washington, 2-0)

	G	Min	FGM	FGA	Pct.	FTM	FTA	Pct.	Reb	Asst	PF	Stl	Blk	Pts	Avg
Drew	2	79	21	49	.429	10	16	.625	15	3	9	1	1	52	26.0
E. Johnson	2	64	12	19	.632	7	8	.875	6	6	10	8	1	31	15.5
Criss	2	65	10	24	.417	7	9	.778	4	3	5	4	1	27	13.5
McMillen	2	75	13	23	.565	0	0	.000	22	1	9	1	0	26	13.0
Hawes	2	71	7	18	.389	2	3	.667	17	8	5	1	2	16	8.0
Hill	2	61	6	15	.400	4	4	1.000	3	7	7	2	0	16	8.0
Rollins	2	51	7	12	.583	2	8	.250	9	1	8	1	4	16	8.0
O. Johnson	2	21	4	11	.364	0	0	—	3	2	4	1	1	8	4.0
Robertson	2	12	2	6	.333	1	2	.500	0	0	3	0	0	5	2.5
Brown	2	6	0	0	—	0	0	—	0	0	1	0	0	0	—

1978-79 PLAYOFF STATS

(Defeated Houston, 2-0 ... Lost to Washington, 4-3)

	G	Min	FGM	FGA	Pct.	FTM	FTA	Pct.	Reb	Asst	PF	Stl	Blk	Pts	Avg
Roundfield	9	338	61	133	.459	36	45	.800	106	25	44	8	23	158	17.6
Johnson	9	262	65	128	.508	18	25	.720	23	45	22	4	2	148	16.4
Drew	9	275	55	131	.420	35	46	.761	60	7	36	9	4	145	16.1
Furlow	9	244	55	113	.487	26	28	.929	32	29	15	7	2	136	15.1
Hawes	9	243	40	81	.494	9	12	.750	63	29	33	8	3	89	9.9
Hill	9	267	29	71	.408	8	12	.667	17	50	33	12	1	66	7.3
McMillen	9	163	20	46	.435	16	19	.842	34	7	21	2	1	56	6.2
Rollins	9	212	21	51	.412	9	13	.692	71	5	29	3	24	51	5.7
Criss	9	99	12	29	.414	9	10	.900	5	16	5	3	0	33	3.7
Givens	9	81	10	30	.333	3	3	1.000	21	3	9	1	2	23	2.6
Wilson	1	1	0	0	—	0	0	—	0	0	0	0	0	0	—

1979-80 PLAYOFF STATS

(Lost to Philadelphia, 4-1)

	G	Min	FGM	FGA	Pct.	FTM	FTA	Pct.	Reb	Asst	PF	Stl	Blk	Pts	Avg
Johnson	5	188	38	74	.514	21	28	.750	18	21	12	8	2	97	19.4
Roundfield	5	174	32	69	.464	22	35	.629	58	11	22	4	8	86	17.2
Drew	5	150	24	63	.381	25	35	.714	30	4	21	7	0	73	14.6
Criss	5	152	29	59	.492	11	12	.917	5	22	12	6	0	70	14.0
Hawes	5	149	18	41	.439	16	18	.889	35	12	22	9	1	52	10.4
Rollins	5	134	18	31	.581	6	10	.600	38	3	25	2	14	42	8.4
Hill	5	109	12	30	.400	11	12	.917	6	15	14	4	1	35	7.0
McElroy	5	32	4	9	.444	4	5	.800	2	4	1	0	0	12	2.4
Brown	5	58	4	13	.308	2	2	1.000	10	1	9	1	1	10	2.0
Givens	4	36	3	14	.214	0	0	—	5	3	7	2	0	6	1.5
Pellom	4	18	0	3	.000	1	3	.333	0	1	3	0	1	1	0.3

3-pt. field goals: Atlanta 1-7 (.143) - Roundfield 0-1 (.000), Criss 1-3 (.333), Hill 0-1 (.000), Brown 0-1 (.000), McElroy 0-1 (.000). Opponents 2-15 (.133).

1981-82 PLAYOFF STATS

(Lost to Philadelphia, 2-0)

	G	Min	FGM	FGA	Pct.	FTM	FTA	Pct.	Reb	Asst	PF	Stl	Blk	Pts	Avg
Roundfield	2	85	17	36	.472	8	14	.571	22	2	8	2	4	42	21.0
Drew	2	59	8	22	.364	7	12	.583	10	1	11	0	0	23	11.5
Johnson	2	67	9	26	.346	4	4	1.000	6	9	8	0	1	22	11.0
McMillen	2	47	8	13	.615	4	6	.667	7	1	5	3	0	20	10.0
Hawes	1	12	2	5	.400	3	4	.750	5	0	1	0	0	7	7.0
Macklin	2	30	4	8	.500	6	6	1.000	3	1	6	0	0	14	7.0
Sparrow	2	69	5	12	.417	4	4	1.000	8	11	7	2	0	14	7.0
Glenn	2	35	5	7	.714	2	2	1.000	1	2	3	3	0	12	6.0
Matthews	2	28	2	10	.200	4	4	1.000	0	4	4	0	1	8	4.0
Rollins	2	65	2	6	.333	3	4	.750	8	2	8	0	6	7	3.5
Pellom	1	4	1	3	.333	0	0	—	1	0	0	0	0	2	2.0
Williams	1	4	0	2	.000	0	0	—	0	0	0	0	0	0	—

3-pt. field goals: Atlanta 0-3 (.000) - Macklin 0-1 (.000), Sparrow 0-1 (.000), Williams 0-1 (.000). Opponents 0-1 (.000).

HAWKS YEARLY PLAYOFF STATS, CONT.

1982-83 PLAYOFF STATS

(Lost to Boston, 2-1)

	G	Min	FGM	FGA	Pct.	FTM	FTA	Pct.	Reb	Asst	PF	Stl	Blk	Pts	Avg
Roundfield	3	124	24	50	.480	5	11	.455	42	10	5	4	4	53	17.7
Davis	3	113	21	52	.404	9	10	.900	5	27	6	0	0	51	17.0
Wilkins	3	109	17	42	.405	12	14	.857	15	1	9	2	1	47	15.7
Macklin	3	78	11	24	.458	8	10	.800	15	2	12	2	2	30	10.0
Rollins	3	118	13	27	.481	3	9	.333	30	3	12	1	10	29	9.7
Glenn	3	67	12	22	.545	4	4	1.000	5	3	10	2	0	28	9.3
Matthews	3	38	3	9	.333	4	5	.800	0	11	5	0	1	10	3.3
McMillen	3	39	4	12	.333	2	2	1.000	7	2	5	1	2	10	3.3
Smith	2	15	1	5	.200	4	4	1.000	1	4	1	1	0	6	3.0
Edmonson	1	2	1	1	1.000	0	0	—	1	1	0	0	0	2	2.0
Brown	2	15	1	3	.333	1	2	.500	3	0	3	0	0	3	1.5
G. Johnson	1	2	0	0	—	0	0	—	0	0	0	0	0	0	—

3-pt. field goals: Atlanta 1-4 (.250) - Roundfield 0-1 (.000), Davis 0-1 (.000), Wilkins 1-1 (1.000), Matthews 0-1 (.000). Opponents 3-13 (.231).

1983-84 PLAYOFF STATS

(Lost to Milwaukee, 3-2)

	G	Min	FGM	FGA	Pct.	FTM	FTA	Pct.	Reb	Asst	PF	Stl	Blk	Pts	Avg
Wilkins	5	197	35	84	.417	26	31	.839	41	11	13	12	1	96	19.2
Roundfield	5	191	30	69	.435	25	35	.714	44	8	16	2	7	86	17.2
Rivers	5	130	16	32	.500	36	41	.878	10	16	16	12	4	68	13.6
Johnson	5	123	19	54	.352	15	22	.682	9	24	11	6	0	54	10.8
Davis	5	131	22	55	.400	6	6	1.000	10	24	10	1	0	50	10.0
Wittman	5	96	20	37	.541	0	0	.000	9	11	5	1	0	40	8.0
Brown	5	83	10	21	.476	10	12	.833	19	2	19	0	1	30	6.0
Rollins	5	152	10	25	.400	5	8	.625	34	1	23	2	10	25	5.0
Glenn	5	53	5	14	.357	0	0	.000	5	5	9	2	0	10	2.0
Hastings	5	32	2	9	.222	3	4	.750	8	1	4	1	0	7	1.4
Paultz	2	7	1	3	.333	0	0	.000	0	0	0	0	0	2	1.0
Landsberger	2	5	0	1	.000	0	0	—	1	0	1	0	0	0	0.0

3-pt. field goals: Atlanta 2-11 (.182) - Wilkins 0-1 (.000), Roundfield 1-1 (1.000), Rivers 0-3 (.000), Johnson 1-6 (.167). Opponents 6-21 (.286).

1985-86 PLAYOFF STATS

(Defeated Detroit, 3-1 ... Lost to Boston, 4-1)

	G	Min	FGM	FGA	Pct.	FTM	FTA	Pct.	Reb	Asst	PF	Stl	Blk	Pts	Avg
Wilkins	9	360	94	217	.433	68	79	.861	54	25	24	9	2	257	28.6
Wittman	9	348	71	135	.526	18	26	.692	24	30	16	10	1	160	17.8
Willis	9	280	55	98	.561	15	23	.652	65	5	38	7	8	125	13.9
Rivers	9	262	40	92	.435	31	42	.738	42	78	38	18	0	114	12.7
Webb	9	183	42	81	.519	26	33	.788	31	65	13	4	1	110	12.2
Rollins	9	248	26	47	.553	7	11	.636	78	3	32	2	15	59	6.6
Koncak	9	193	14	29	.483	26	46	.565	34	5	27	6	10	54	6.0
Levingston	9	180	22	37	.595	7	9	.778	41	3	23	4	9	52	5.8
Hastings	9	49	11	14	.786	5	11	.455	10	2	11	2	0	28	3.1
Davis	8	65	9	25	.360	4	4	1.000	6	15	6	2	0	22	2.8
Battle	6	27	4	11	.364	3	4	.750	4	2	5	2	0	11	1.8
Charles	4	15	3	4	.750	1	1	1.000	2	2	1	0	0	7	1.8

3-pt. field goals: Atlanta 6-21 (.286) - Wilkins 1-5 (.200), Wittman 0-1 (.000), Rivers 3-6 (.500), Webb 0-2 (.000), Levingston 1-1 (1.000), Hastings 1-4 (.250), Battle 0-1 (.000). Opponents 14-35 (.400).

1986-87 PLAYOFF STATS

(Defeated Indiana, 3-1 ... Lost to Detroit, 4-1)

	G	Min	FGM	FGA	Pct.	FTM	FTA	Pct.	Reb	Asst	PF	Stl	Blk	Pts	Avg
Wilkins	9	360	86	210	.410	66	74	.892	70	25	25	16	8	241	26.8
Wittman	9	300	67	121	.554	14	17	.824	18	30	22	4	4	148	16.4
Willis	9	356	60	115	.522	21	31	.677	83	6	33	9	7	141	15.7
Carr	9	162	39	56	.696	26	32	.813	27	13	36	3	8	104	11.6
Rivers	8	245	18	47	.383	26	52	.500	27	90	32	9	3	62	7.8
Battle	8	78	15	34	.441	21	23	.913	10	8	13	1	0	53	6.6
Rollins	9	221	15	28	.536	10	14	.714	53	3	33	3	16	40	4.4
Webb	8	122	9	19	.474	13	17	.765	8	38	10	6	0	31	3.9
McGee	8	101	10	39	.256	5	10	.500	20	15	7	4	0	27	3.4
Levingston	9	108	7	18	.389	14	18	.778	34	3	21	0	3	28	3.1
Koncak	8	86	7	13	.538	6	8	.750	25	3	24	3	4	20	2.5
Hastings	4	21	2	3	.667	2	2	1.000	6	0	5	1	1	6	1.5

3-pt. field goals: Atlanta 7-31 (.226) - Wilkins 3-10 (.300), Battle 2-5 (.400). Opponents 8-36 (.222).

HAWKS YEARLY PLAYOFF STATS, CONT.

1987-88 PLAYOFF STATS

(Defeated Milwaukee, 3-2 ... Lost to Boston, 4-3)

	G	Min	FGM	FGA	Pct.	FTM	FTA	Pct.	Reb	Asst	PF	Stl	Blk	Pts	Avg
Wilkins	12	473	137	300	.457	96	125	.768	77	34	24	16	6	374	31.2
Willis	12	462	80	138	.580	34	50	.680	108	11	51	10	10	194	16.2
Rivers	12	409	71	139	.511	39	43	.907	59	115	40	25	2	188	15.7
Wittman	12	344	66	122	.541	5	7	.714	26	43	26	7	1	137	11.4
Webb	12	211	35	81	.432	34	37	.919	20	56	22	9	0	106	8.8
Battle	12	166	32	67	.478	17	25	.680	20	26	14	2	0	81	6.8
Carr	12	210	36	68	.529	9	14	.643	41	15	47	4	17	81	6.8
Levingston	12	163	24	50	.480	12	16	.750	26	7	25	5	5	60	5.0
Rollins	12	333	20	36	.556	13	15	.867	71	6	46	10	19	53	4.4
Hastings	11	103	9	14	.643	8	8	1.000	17	3	21	3	1	26	2.4
Wood	4	4	1	1	1.000	0	0	—	0	1	0	0	0	3	0.8
Washburn	1	2	0	0	—	0	0	—	0	0	0	0	0	0	—

3-pt. field goals: Atlanta 14-54 (.259) - Wilkins 4-18 (.222), Willis 0-1 (.000), Rivers 7-22 (.318), Webb 2-8 (.250), Battle 0-2 (.000), Carr 0-1 (.000), Hastings 0-1 (.000), Wood 1-1 (1.000). Opponents 21-70 (.300).

1988-89 PLAYOFF STATS

(Lost to Milwaukee, 3-2)

	G	Min	FGM	FGA	Pct.	FTM	FTA	Pct.	Reb	Asst	PF	Stl	Blk	Pts	Avg
Wilkins	5	212	52	116	.448	27	38	.711	27	17	5	4	8	136	27.2
Malone	5	197	32	64	.500	40	51	.784	60	9	5	7	4	105	21.0
Rivers	5	191	22	57	.386	17	24	.708	24	34	22	7	2	67	13.4
Koncak	5	192	18	29	.621	28	33	.848	48	4	23	2	8	64	12.8
Battle	5	118	20	46	.435	9	12	.750	13	16	13	2	0	49	9.8
Theus	5	127	14	38	.368	9	12	.750	7	24	18	1	0	37	7.4
Carr	5	81	13	21	.619	8	11	.727	8	7	13	0	4	34	6.8
Levingston	5	77	3	11	.273	9	10	.900	17	2	15	0	3	16	3.2
Webb	5	55	3	11	.273	2	2	1.000	4	15	6	4	0	8	1.6

3-pt. field goals: Atlanta 13-46 (.283) - Wilkins 5-17 (.294), Malone 1-1 (1.000), Rivers 6-19 (.316), Battle 0-6 (.000), Theus 0-2 (.000), Levingston 1-1 (1.000). Opponents 13-41 (.317).

1990-91 PLAYOFF STATS

(Lost to Detroit, 3-2)

	G	Min	FGM	FGA	Pct.	FTM	FTA	Pct.	Reb	Asst	PF	Stl	Blk	Pts	Avg
Wilkins	5	195	35	94	.372	32	35	.914	32	13	8	9	5	104	20.8
Rivers	5	173	30	64	.469	17	19	.895	20	15	14	5	2	78	15.6
Willis	5	159	27	67	.403	21	30	.700	45	5	22	3	1	77	15.4
Webb	5	154	25	57	.439	11	16	.688	22	24	13	7	1	66	13.2
Battle	5	107	16	44	.364	24	25	.960	10	11	11	1	0	58	11.6
Moncrief	5	91	11	22	.500	13	16	.813	16	2	16	3	0	36	7.2
Ferrell	5	73	8	18	.444	8	12	.667	17	3	10	0	0	24	4.8
Malone	5	84	4	20	.200	13	14	.929	31	3	4	2	1	21	4.2
McCormick	2	13	2	7	.286	2	3	.667	2	0	1	0	0	6	3.0
Koncak	5	133	4	14	.286	2	2	1.000	23	7	17	2	4	10	2.0
Leonard	2	5	2	2	1.000	0	0	—	2	0	0	0	0	4	2.0
Robinson	2	13	1	4	.250	0	0	—	1	1	1	1	0	2	1.0

3-pt. field goals: Atlanta 13-52 (.250) - Wilkins 2-15 (.133), Rivers 1-11 (.091), Willis 2-3 (.667), Webb 5-12 (.417), Battle 2-5 (.400), Moncrief 1-6 (.167). Opponents 23-59 (.390).

1992-93 PLAYOFF STATS

(Lost to Chicago, 3-0)

	G	Min	FGM	FGA	Pct.	FTM	FTA	Pct.	Reb	Asst	PF	Stl	Blk	Pts	Avg
Wilkins	3	113	32	75	.427	23	30	.767	16	9	8	3	1	90	30.0
Willis	3	103	21	45	.467	8	14	.571	26	3	13	2	0	50	16.7
Augmon	3	93	14	31	.452	8	12	.667	8	5	7	4	0	36	12.0
Ferrell	3	54	14	23	.609	4	5	.800	5	1	6	0	0	33	11.0
Blaylock	3	99	9	25	.360	5	6	.833	13	13	9	3	4	27	9.0
Keefe	3	53	7	13	.538	4	6	.667	13	6	7	1	0	18	6.0
Foster	1	5	1	3	.333	3	4	.750	1	0	0	0	0	5	5.0
Mays	1	20	2	4	.500	0	0	—	1	0	3	0	0	4	4.0
Henson	3	47	3	9	.333	0	0	—	4	5	4	4	0	8	2.7
Graham	2	27	2	8	.250	0	0	—	3	2	2	4	0	4	2.0
Breuer	1	17	1	4	250	0	0	—	2	1	2	0	1	2	2.0
Koncak	3	89	1	10	.100	1	2	.500	24	4	9	3	5	3	1.0

3-pt. field goals: Atlanta 10-36 (.278) - Wilkins 3-12 (.250), Willis 0-1 (.000), Ferrell 1-3 (.333), Blaylock 4-12 (.333), Mays 0-1 (.000), Henson 2-5 (.400), Graham 0-2 (.000). Opponents 15-34 (.441).

HAWKS YEARLY PLAYOFF STATS, CONT.

1993-94 PLAYOFF STATS

(Defeated Miami, 3-2 ... Lost to Indiana, 4-2)

	G	Min	FGM	FGA	Pct.	FTM	FTA	Pct.	Reb	Asst	PF	Stl	Blk	Pts	Avg
Manning	11	426	84	172	.488	52	66	.788	77	37	39	15	9	220	20.0
Blaylock	11	415	48	141	.340	25	30	.833	55	98	22	24	5	143	13.0
Willis	11	362	59	129	.457	16	21	.762	119	11	37	8	5	134	12.2
Ehlo	11	317	50	118	.424	17	24	.708	30	40	32	11	0	125	11.4
Augmon	11	324	46	89	.517	27	38	.711	29	28	26	7	2	119	10.8
Ferrell	11	187	25	63	.397	27	36	.750	31	17	24	5	3	78	7.1
Lang	11	234	29	63	.460	17	22	.773	47	5	35	6	20	75	6.8
Koncak	11	195	27	66	.409	4	10	.400	30	13	32	6	12	58	5.3
Keefe	7	62	6	10	.600	4	9	.444	13	2	9	1	1	16	2.3
Whatley	11	113	9	28	.321	6	8	.750	14	12	18	7	0	24	2.2
Graham	1	2	1	2	.500	0	0	—	0	0	0	0	0	2	2.0
Edwards	1	3	0	0	—	0	0	—	0	0	0	0	1	0	—

3-pt. field goals: Atlanta 31-98 (.316) - Blaylock 22-64 (.344), Willis 0-5 (.000), Ehlo 8-23 (.348), Ferrell 1-4 (.250), Lang 0-1 (.000), Graham 0-1 (.000). Opponents 47-130 (.362).

1994-95 PLAYOFF STATS

(Lost to Indiana, 3-0)

	G	Min	FGM	FGA	Pct.	FTM	FTA	Pct.	Reb	Asst	PF	Stl	Blk	Pts	Avg
Smith	3	108	17	43	.395	16	19	.842	8	6	14	6	1	57	19.0
Blaylock	3	121	18	49	.367	7	11	.636	13	17	6	4	0	54	18.0
Long	3	110	14	28	.500	13	18	.722	34	4	11	4	1	41	13.7
Corbin	3	79	12	26	.462	8	9	.889	10	2	0	2	1	34	11.3
Lang	3	101	12	28	.429	7	9	.778	12	1	12	2	2	31	10.3
Augmon	3	52	6	14	.429	9	12	.750	7	5	8	3	0	21	7.0
Norman	3	42	7	18	.389	1	7	.143	9	3	13	0	1	16	5.3
Ehlo	3	49	2	12	.167	4	4	1.000	7	3	0	2	0	9	3.0
Anderson	3	39	1	5	.200	3	4	.750	13	2	9	2	2	5	1.7
Whatley	3	19	0	4	.000	0	0	——	4	1	2	0	0	0	——

3-pt. field goals: Atlanta 22-67 (.328) - Smith 7-18 (.389), Blaylock 11-28 (.393), Long 0-1 (.000), Corbin 2-6 (.333), Norman 1-8 (.125), Ehlo 1-6 (.167). Opponents 17-49 (.347).

1995-96 PLAYOFF STATS

(Defeated Indiana, 3-2 ... Lost to Orlando, 4-1)

	G	Min	FGM	FGA	Pct.	FTM	FTA	Pct.	Reb	Asst	PF	Stl	Blk	Pts	Avg
Smith	10	421	75	171	.439	42	52	.808	41	32	31	13	13	217	21.7
Blaylock	10	426	61	145	.421	16	24	.667	43	64	15	22	8	171	17.1
Laettner	10	334	59	122	.484	38	54	.704	69	15	41	12	10	157	15.7
Long	10	362	44	111	.396	20	25	.800	86	28	27	7	3	114	11.4
Augmon	10	314	35	72	.486	33	40	.825	36	27	26	11	6	103	10.3
Henderson	10	145	23	40	.575	7	10	.700	27	7	20	1	4	53	5.3
Rooks	10	140	16	28	.571	13	21	.619	27	7	35	4	4	45	4.5
Ehlo	9	171	12	41	.293	5	7	.714	18	9	14	9	2	36	4.0
Bullard	4	51	4	12	.333	2	4	.500	6	0	6	0	2	14	3.5
Jordan	10	59	7	13	.538	3	7	.429	6	9	7	5	1	17	1.7
Boyce	1	2	0	2	.000	0	0	—	0	0	0	0	0	0	——

3-pt. field goals: Atlanta 76-206 (.369) - Smith 25-61 (.410), Blaylock 33-84 (.393), Laettner 1-3 (.333), Long 6-24 (.250), Augmon 0-1 (.000), Ehlo 7-23 (.304), Bullard 4-8 (.500), Boyce 0-2 (.000). Opponents 49-149 (.329).

1996-97 PLAYOFF STATS

(Defeated Detroit, 3-2 ... Lost to Chicago, 4-1)

	G	Min	FGM	FGA	Pct.	FTM	FTA	Pct.	Reb	Asst	PF	Stl	Blk	Pts	Avg
Smith	10	421	55	139	.396	61	74	.824	39	17	38	4	1	189	18.9
Laettner	10	403	62	153	.405	48	56	.857	72	26	32	10	8	176	17.6
Blaylock	10	441	61	154	.396	14	21	.667	70	65	15	21	2	164	16.4
Mutombo	10	415	54	86	.628	46	64	.719	123	13	30	1	26	154	15.4
Corbin	10	364	42	92	.457	9	9	1.000	43	20	29	4	2	106	10.6
Henderson	10	136	19	34	.559	20	26	.769	33	0	26	1	3	58	5.8
Recasner	10	121	11	26	.423	5	8	.625	11	9	9	2	0	31	3.1
James	8	45	3	13	.231	0	0	—	1	2	12	1	0	8	1.0
Hancock	6	33	2	5	.400	0	3	.000	5	1	5	1	1	4	0.7
Barry	2	9	0	3	.000	0	0	—	0	0	0	0	0	0	0.0
Lauderdale	3	7	0	3	.000	0	0	—	2	0	1	0	0	0	0.0
Newbill	3	5	0	0	—	0	0	—	1	1	2	0	0	0	—

3-pt. field goals: Atlanta 69-219 (.315) - Smith 18-55 (.327), Laettner 4-21 (.190), Blaylock 28-85 (.329), Corbin 13-37 (.351), Recasner 4-11 (.364), James 2-6 (.333), Hancock 0-1 (.000), Barry 0-3 (.000). Opponents 68-203 (.335).

HAWKS YEARLY PLAYOFF STATS, CONT.

1997-98 PLAYOFF STATS

(Lost to Charlotte, 3-1)

	G	Min	FGM	FGA	Pct.	FTM	FTA	Pct.	Reb	Asst	PF	Stl	Blk	Pts	Avg
Smith	4	160	39	68	.574	11	16	.688	11	9	17	2	3	99	24.8
Blaylock	4	153	22	53	.415	7	12	.583	20	33	8	9	1	59	14.8
Henderson	4	126	20	38	.526	11	18	.611	22	4	13	3	1	51	12.8
Laettner	4	87	12	35	.343	15	17	.882	17	4	16	6	1	39	9.8
Mutombo	4	136	11	24	.458	10	16	.625	51	1	10	1	9	32	8.0
Recasner	4	89	10	25	.400	2	2	1.000	4	8	7	2	0	29	7.3
Brown	4	50	7	15	.467	1	2	.500	6	4	5	0	0	16	4.0
Corbin	4	113	7	25	.280	0	0	—	15	4	10	6	1	15	3.8
Crawford	1	4	0	0	—	2	2	1.000	2	0	2	0	1	2	2.0
Miller	4	33	3	8	.375	2	2	1.000	9	1	5	2	1	8	2.0
Anderson	1	4	0	0	—	0	2	.000	2	0	1	0	1	0	0.0
Barry	2	5	0	1	.000	0	0	—	1	0	0	0	0	0	0.0

3-pt. field goals: Atlanta 27-72 (.375) - Smith 10-20 (.500), Blaylock 8-27 (.296), Henderson 0-1 (.000), Laettner 0-3 (.000), Recasner 7-12 (.583), Brown 1-2 (.500), Corbin 1-6 (.167), Barry 0-1 (.000). Opponents 14-35 (.400).

1998-99 PLAYOFF STATS

(Defeated Detroit, 3-2 ... Lost to New York, 4-0)

	G	Min	FGM	FGA	Pct.	FTM	FTA	Pct.	Reb	Asst	PF	Stl	Blk	Pts	Avg
Smith	9	356	54	153	.353	39	43	.907	31	30	32	14	2	156	17.3
Mutombo	9	380	40	71	.563	33	47	.702	125	11	28	5	23	113	12.6
Blaylock	9	358	44	135	.326	7	15	.467	36	36	11	18	2	113	12.6
Long	9	358	36	88	.409	32	44	.727	74	8	27	18	4	105	11.7
Crawford	6	125	16	48	.333	23	26	.885	19	5	19	1	1	59	9.8
Corbin	9	268	30	72	.417	3	4	.750	33	16	20	6	0	69	7.7
Gray	8	71	15	41	.366	10	11	.909	9	4	11	6	1	44	5.5
McLeod	6	49	11	21	.524	4	4	1.000	3	1	3	1	1	26	4.3
Johnson	9	111	8	29	.276	7	10	.700	9	10	9	1	1	24	2.7
West	9	68	3	10	.300	2	4	.500	9	2	14	2	1	8	0.9
Sheppard	4	12	0	3	.000	0	0	—	2	2	0	1	0	0	—
Henderson	1	4	0	0	—	0	0	—	0	0	1	0	0	0	—

3-pt. field goals: Atlanta 43-138 (.312) - Smith 9-33 (.273), Blaylock 18-51 (.353), Long 1-4 (.250), Crawford 4-14 (.286), Corbin 6-23 (.261), Gray 4-11 (.364), Johnson 1-2 (.500). Opponents 28-92 (.304).

2007-08 PLAYOFF STATS

(Lost to Boston, 4-3)

	G	Min	FGM	FGA	Pct.	FTM	FTA	Pct.	Reb	Asst	PF	Stl	Blk	Pts	Avg
Johnson	7	275	47	115	.409	30	33	.909	27	28	16	2	0	140	20.0
Smith	7	237	35	88	.398	37	44	.841	45	20	26	12	20	110	15.7
Horford	7	277	34	72	.472	20	27	.741	73	25	26	3	7	88	12.6
Williams	7	199	24	58	.414	32	36	.889	28	5	21	2	3	80	11.4
Bibby	7	252	22	65	.338	21	32	.656	22	22	12	4	2	72	10.3
Childress	7	205	22	42	.524	6	12	.500	40	11	7	1	5	50	7.1
Pachulia	7	105	7	25	.280	15	21	.714	20	2	22	2	0	29	4.1
Stoudamire	3	28	4	9	.444	2	2	1.000	1	0	2	1	0	12	4.0
Law	7	61	6	8	.750	9	10	.900	2	8	5	2	0	21	3.0
Richardson	3	6	1	4	.250	0	0	—	0	0	1	0	0	2	0.7
Jones	7	29	2	10	.200	0	2	.000	8	1	3	1	3	4	0.6
West	6	6	1	3	.333	0	1	.000	2	0	0	0	0	2	0.3

3-pt. field goals: Atlanta 28-87 (.322) - Johnson 16-36 (.444), Bibby 7-24 (.292), Smith 3-18 (.167), Stoudamire 2-6 (.333), Childress 0-2 (.000), Pachulia 0-1 (.000). Opponents 50-131 (.382).

2008-09 PLAYOFF STATS

(Defeated Miami, 4-3 ... Lost to Cleveland, 4-0)

	G	Min	FGM	FGA	Pct.	FTM	FTA	Pct.	Reb	Asst	PF	Stl	Blk	Pts	Avg
Smith	11	410	67	159	.421	52	71	.732	82	24	36	12	17	188	17.1
Johnson	11	429	70	168	.417	28	45	.622	49	39	24	14	0	180	16.4
Bibby	11	390	49	106	.462	21	22	.955	37	46	34	10	2	145	13.2
Murray	11	341	42	123	.341	32	37	.865	30	28	17	12	3	130	11.8
Pachulia	11	260	22	53	.415	32	42	.762	76	3	40	5	3	76	6.9
Horford	9	252	25	59	.424	12	18	.667	52	18	26	6	6	62	6.9
Evans	11	265	28	65	.431	4	6	.667	16	10	29	6	3	68	6.2
Williams	6	97	10	29	.345	9	13	.692	9	6	8	5	2	30	5.0
Gardner	3	19	5	13	.385	1	1	1.000	2	2	4	1	0	14	4.7
Jones	9	77	6	12	.500	2	2	1.000	16	2	9	1	0	14	1.6
Law	6	28	3	9	.333	1	1	1.000	2	6	3	0	0	8	1.3
Hunter	4	14	2	3	.667	0	0	—	6	0	1	1	1	4	1.0
West	11	46	2	10	.200	1	4	.250	5	2	2	2	0	5	0.5
Claxton	1	3	0	0	—	0	0	—	0	0	0	0	0	0	—
Morris	3	8	0	1	.000	0	0	—	2	0	2	1	0	0	0.0

3-pt. field goals: Atlanta 67-192 (.349) - Bibby 26-48 (.542), Murray 14-50 (.280), Johnson 12-34 (.353), Evans 8-28 (.286), Gardner 3-6 (.500), Smith 2-15 (.133), Law 1-3 (.333), Williams 1-6 (.167). Opponents 80-219 (.365).

HAWKS YEARLY PLAYOFF STATS, CONT.

2009-10 PLAYOFF STATS

(Defeated Milwaukee, 4-3 ... Lost to Orlando, 4-0)

	G	Min	FGM	FGA	Pct.	FTM	FTA	Pct.	Reb	Asst	PF	Stl	Blk	Pts	Avg
Johnson	11	440	77	199	.387	34	42	.810	56	55	22	10	3	197	17.9
Crawford	11	351	56	154	.364	49	58	.845	30	30	26	9	1	179	16.3
Horford	11	388	67	128	.523	26	31	.839	99	29	35	8	19	161	14.6
Jos. Smith	11	392	62	129	.481	29	44	.659	99	29	30	13	19	155	14.1
Bibby	11	292	36	80	.450	7	10	.700	28	28	26	9	0	93	8.5
Williams	11	345	31	79	.392	29	32	.906	63	8	20	6	5	92	8.4
Pachulia	11	161	18	35	.514	15	24	.625	38	3	34	2	7	51	4.6
Evans	11	148	11	37	.297	0	0	---	13	2	19	9	0	25	2.3
Collins	3	10	3	5	.600	0	0	---	5	0	7	0	0	6	2.0
Teague	9	59	7	21	.333	0	0	---	2	4	3	3	1	16	1.8
Morris	3	10	1	2	.500	1	1	1.000	2	0	3	0	0	3	1.0
West	7	20	3	4	.750	0	0	---	2	1	7	1	0	6	0.9
Joe Smith	5	24	0	3	.000	0	0	---	2	0	1	0	1	0	0.0

3-pt. field goals: Atlanta 50-150 (.333) - Johnson 9-41 (.220), Crawford 18-50 (.360), Horford 1-1 (1.000), Jos. Smith 2-6 (.333), Bibby 14-34 (.412), Williams 1-2 (.500), Evans 3-10 (.300), Teague 2-5 (.400), West 0-1 (.000). Opponents 90-261 (.345).

2010-11 PLAYOFF STATS

(Defeated Orlando, 4-2 ... Lost to Chicago, 4-2)

	G	Min	FGM	FGA	Pct.	FTM	FTA	Pct.	Reb	Asst	PF	Stl	Blk	Pts	Avg
Johnson	12	497	87	198	.439	34	42	.810	55	40	19	13	1	226	18.8
Ja. Crawford	12	358	61	155	.394	42	51	.824	16	30	17	9	4	185	15.4
Smith	12	438	69	171	.404	40	67	.597	102	35	39	13	25	181	15.1
Teague	8	238	37	72	.514	19	23	.826	17	28	10	6	3	94	11.8
Horford	12	468	58	137	.423	20	26	.769	115	42	33	5	12	136	11.3
Hinrich	6	173	26	52	.500	1	1	1.000	14	16	21	7	2	61	10.2
Williams	12	216	22	56	.393	10	13	.769	27	6	18	9	7	57	4.8
Pachulia	11	195	11	23	.478	17	22	.773	54	13	37	2	1	39	3.5
Collins	12	158	9	14	.643	3	8	.375	17	1	31	5	3	21	1.8
Wilkins	8	39	7	13	.538	0	0	---	8	1	2	2	2	14	1.8
Sy	4	11	2	3	.667	2	4	.500	1	3	1	1	0	6	1.5
Powell	9	48	5	9	.556	0	0	---	9	1	8	0	0	10	1.1
Armstrong	8	35	1	5	.200	3	6	.500	10	1	7	3	0	5	0.6
Thomas	1	7	0	2	.000	0	0	---	1	0	1	0	0	0	0.0

3-pt. field goals: Atlanta 54-167 (.323) - Ja. Crawford 21-60 (.350), Johnson 18-42 (.429), Hinrich 8-19 (.421), Smith 3-24 (.125), Williams 3-11 (.273), Teague 1-7 (.143). Opponents 70-244 (.287).

2011-12 PLAYOFF STATS

(Lost to Boston, 4-2)

	G	Min	FGM	FGA	Pct.	FTM	FTA	Pct.	Reb	Asst	PF	Stl	Blk	Pts	Avg
J. Johnson	6	243	38	102	.373	18	24	.750	21	21	11	8	1	103	17.2
Smith	5	196	34	88	.386	16	21	.762	68	24	14	3	5	84	16.8
Horford	3	108	20	34	.588	6	8	.750	25	8	11	4	4	46	15.3
Teague	6	225	30	73	.411	17	19	.895	22	25	18	5	5	84	14.0
Williams	6	145	16	45	.356	7	9	.778	33	5	9	3	2	47	7.8
Hinrich	6	141	13	30	.433	2	2	1.000	12	6	9	4	0	34	5.7
McGrady	6	90	10	26	.385	5	6	.833	17	6	4	0	2	25	4.2
Dampier	4	55	7	13	.538	2	3	.667	14	0	6	0	1	16	4.0
Pargo	5	46	6	21	.286	0	0	---	5	6	5	2	0	16	3.2
Green	5	63	6	13	.462	0	0	---	8	3	6	0	0	13	2.6
I. Johnson	5	54	5	16	.313	3	5	.600	17	0	7	3	0	13	2.6
Collins	5	85	6	11	.545	0	0	---	12	0	16	1	0	12	2.4
Radmanovic	2	15	0	4	.000	0	0	---	1	1	3	0	0	0	0.0

3-pt. field goals: Atlanta 35-113 (.310) - J. Johnson 9-36 (.250), Willaims 8-16 (.500), Teague 7-17 (.412), Hinrich 6-16 (.375), Pargo 4-12 (.333), Green 1-4 (.250), McGrady 0-4 (.000), Smith 0-4 (.000), Radmanovic 0-3 (.000), I. Johnson 0-1 (.000). Opponents 26-88 (.295).

2012-13 PLAYOFF STATS

(Lost to Indiana, 4-2)

	G	Min	FGM	FGA	Pct.	FTM	FTA	Pct.	Reb	Asst	PF	Stl	Blk	Pts	Avg
Smith	6	199	39	90	.433	19	36	.528	45	21	21	11	3	102	17.0
Horford	6	218	41	83	.494	18	27	.667	53	18	17	6	5	100	16.7
Teague	6	213	27	81	.333	23	28	.821	17	30	17	9	2	80	13.3
Harris	6	225	23	63	.365	17	25	.680	17	22	18	10	1	68	11.3
Korver	6	177	19	49	.388	11	12	.917	20	4	14	2	4	61	10.2
Johnson	6	108	12	26	.462	12	18	.667	20	3	23	4	3	36	6.0
Petro	6	101	14	27	.519	1	2	.500	22	4	18	1	4	29	4.8
Tolliver	6	68	8	14	.571	1	3	.333	9	1	7	1	1	24	4.0
Scott	4	20	5	10	.500	3	4	.750	7	1	2	0	0	13	3.3
Mack	4	22	4	9	.444	0	0	---	7	7	0	0	0	10	2.5
Stevenson	4	45	3	5	.600	0	0	---	10	1	5	0	0	9	2.3
Jones	5	19	1	4	.250	2	2	1.000	1	0	1	0	0	4	0.8
Jenkins	4	24	0	3	.000	0	0	---	2	3	2	0	0	0	0.0

3-pt. field goals: Atlanta 37-112 (.330) - Korver 12-34 (.353), Tolliver 7-11 (.636), Harris 5-25 (.200), Smith 5-20 (.250), Stevenson 3-5 (.600), Teague 3-10 (.300), Mack 2-5 (.400), Jenkins 0-1 (.000), Scott 0-1 (.000). Opponents 38-126 (.302).

HAWKS YEARLY PLAYOFF STATS, CONT.

2013-14 PLAYOFF STATS

(Lost to Indiana, 4-3)

	G	Min	FGM	FGA	Pct.	FTM	FTA	Pct.	Reb	Asst	PF	Stl	Blk	Pts	Avg
Millsap	7	267	41	103	.398	45	56	.804	76	20	25	10	13	136	19.4
Teague	7	242	44	112	.393	38	40	.950	26	35	15	7	4	135	19.3
Korver	7	250	30	66	.455	11	12	.917	37	5	15	4	2	94	13.4
Scott	7	146	23	63	.365	10	14	.714	18	3	11	1	0	66	9.4
Carroll	7	246	23	49	.469	7	11	.636	34	11	21	5	3	62	8.9
Williams	7	133	19	50	.380	15	16	.938	16	8	10	7	1	58	8.3
Mack	7	118	19	47	.404	9	12	.750	13	25	10	4	0	57	8.1
Antic	7	170	7	42	.167	5	8	.625	27	5	26	5	3	22	3.1
Schröder	2	7	2	2	1.000	0	0	----	2	0	1	0	0	5	2.5
Martin	3	15	2	3	.667	0	0	----	3	0	2	2	0	4	1.3
Brand	7	81	2	12	.167	4	5	.800	23	6	10	1	6	8	1.1
Muscala	2	5	0	2	.000	0	0	----	0	0	0	0	0	0	0.0

3-pt. field goals: Atlanta 79-230 (.343) - Korver 23-54 (.426), Mack 10-27 (.370), Scott 10-31 (.323), Carroll 9-22 (.409), Millsap 9-27 (.333), Teague 9-27 (.333), Williams 5-16 (.313), Antic 3-25 (.120), Schröder 1-1 (1.000). Opponents 54-149 (.362).

2014-15 PLAYOFF STATS

(Defeated Brooklyn, 4-2 ... Defeated Washington, 4-2 ... Lost to Cleveland, 4-0)

	G	Min	FGM	FGA	Pct.	FTM	FTA	Pct.	Reb	Asst	PF	Stl	Blk	Pts	Avg
Teague	16	529	98	239	.410	52	60	.867	51	107	34	24	7	269	16.8
Millsap	16	566	85	209	.407	58	78	.744	139	55	52	25	14	243	15.2
Carroll	16	558	86	177	.486	32	41	.780	97	32	36	18	5	233	14.6
Horford	16	522	107	211	.507	15	20	.750	138	59	34	13	23	231	14.4
Korver	14	526	52	133	.391	13	16	.813	70	33	27	20	15	156	11.1
Schröder	16	290	56	145	.386	24	28	.857	29	62	28	9	0	144	9.0
Bazemore	16	303	30	71	.423	21	31	.677	53	13	25	11	9	87	5.4
Scott	11	172	21	55	.382	4	4	1.000	46	5	16	5	0	50	4.5
Antic	15	199	16	50	.320	20	25	.800	43	4	38	2	3	63	4.2
Muscala	10	102	20	33	.606	0	0	----	18	1	13	1	3	42	4.2
Mack	10	99	15	39	.385	3	6	.500	11	10	7	8	0	39	3.9
Jenkins	4	21	4	6	.667	0	0	----	3	0	2	0	0	10	2.5
Brand	3	4	0	1	.000	1	2	.500	1	0	3	0	0	1	0.3

3-pt. field goals: Atlanta 145-458 (.317) - Korver 39-110 (.355), Carroll 29-72 (.403), Teague 21-65 (.323), Millsap 15-49 (.306), Antic 11-32 (.344), Schröder 8-34 (.235), Bazemore 6-28 (.214), Mack 6-21 (.286), Scott 4-26 (.154), Horford 2-9 (.222), Jenkins 2-4 (.500), Muscala 2-8 (.250). Opponents 151-403 (.375).

2015-16 PLAYOFF STATS

(Defeated Boston, 4-2 ... Lost to Cleveland, 4-0)

	G	Min	FGM	FGA	Pct.	FTM	FTA	Pct.	Reb	Asst	PF	Stl	Blk	Pts	Avg
Millsap	10	365	59	137	.431	41	55	.745	94	27	29	13	23	167	16.7
Teague	10	279	46	121	.380	44	52	.846	19	62	30	6	2	145	14.5
Horford	10	327	54	116	.466	15	16	.938	65	30	25	12	24	134	13.4
Bazemore	10	325	44	121	.364	15	22	.682	66	19	14	14	6	119	11.9
Schröder	10	191	47	104	.452	11	13	.846	19	36	24	4	1	117	11.7
Korver	10	316	35	75	.467	9	9	1.000	48	10	23	10	4	103	10.3
Humphries	4	56	13	28	.464	6	6	1.000	24	4	9	2	5	37	9.3
Scott	10	161	25	40	.625	7	8	.875	32	5	20	3	3	65	6.5
Sefolosha	10	203	22	46	.478	8	15	.533	41	17	17	10	6	59	5.9
Muscala	9	67	10	20	.500	2	2	1.000	17	3	6	0	1	24	2.7
Hardaway	9	87	7	26	.269	4	6	.667	9	7	2	0	1	20	2.2
Patterson	4	20	2	7	.286	1	1	1.000	5	3	1	1	0	6	1.5
Hinrich	6	27	2	7	.286	0	0	----	4	3	2	0	0	5	0.8

3-pt. field goals: Atlanta 106-318 (.333) - Korver 24-54 (.444), Bazemore 16-61 (.262), Schröder 12-35 (.343), Horford 11-28 (.393), Teague 9-36 (.250), Millsap 8-33 (.242), Scott 8-16 (.500), Sefolosha 7-19 (.368), Humphries 5-10 (.500), Hardaway 2-14 (.143), Muscala 2-6 (.333), Hinrich 1-3 (.333), Patterson 1-3 (.333). Opponents 129-341 (.378).

NBA
10
Tim
HARDAWAY JR.

NATIONAL BASKETBALL ASSOCIATION

NATIONAL BASKETBALL ASSOCIATION
(www.nba.com)

NBA ENTERTAINMENT

WOMEN'S NATIONAL
BASKETBALL ASSOCIATION

NBA DEVELOPMENT LEAGUE

NEW YORK
Olympic Tower
645 Fifth Avenue
New York, NY 10022
TEL: (212) 407-8000
FAX: (212) 832-3861

NEW JERSEY
100 Plaza Drive
Secaucus, NJ 07094
TEL: (201) 865-1500
FAX: (201) 974-5973

INTERNATIONAL OFFICES

EUROPE
Headquarters - NBA EMEA
Endeavour House
189 Shaftesbury Avenue
London, United Kingdom WC2H 8JR
TEL: 44-20-74-20-8900

SPAIN
pq. Empresarial 'La Finca'
Edif. 17A, 1a
28223 Pozuelo de Alarcon
Madrid, Spain
TEL: 34-911-517-101
FAX: 34-911-517-120

AFRICA
6th Floor GreenPark Corner
Morningside 2196
Johannesburg, South Africa
TEL: 27-87-940-1333
FAX: 27-86-726-6351

INDIA
Tower 1, 10th Floor
Indiabulls Finance Center
Senapati Bapat Marg Mumbai
Maharashtra 400013
TEL: 91-22-6124-6100

CANADA

50 Bay Street
Suite 1402
Toronto, Ontario
Canada M5J 3A5
TEL: 416-682-2000
FAX: 416-364-0205

LATIN AMERICA

BRAZIL
Av Borges de Medeiros, 633
Sala 303 - Leblon
Rio de Janeiro, RJ, Brazil 22430-041
TEL: 55-21-3206-6400
FAX: 55-21-2586-6001

MEXICO
Av Santa Fe 94, Torre A Piso 8, Colonia Zedec Santa Fe
Mexico DF, Mexico 01210
TEL: 52-55-8851-1159
FAX: 52-55-8851-1111

ASIA/PACIFIC

HONG KONG
Room 3101, Lee Gardens One
33 Hysan Avenue
Causeway Bay, Hong Kong
TEL: 011 852-2843-9600
FAX: 011 852-2536-4808

TAIWAN
Suite 1303, No. 88, Section 2, Chung Hsiao East Rd.
Taipei, Taiwan ROC 100
TEL: 011-886-2-2397-8000
FAX: 011-886-2-2358-1098

PHILIPPINES
9/F Regus Office, Net Park
5th Avenue Fort Bonifacio Global City
Taguig, Philippines
TEL: 63-2-795-2446

CHINA-BEIJING
19th Floor, Office Tower 2,
China Central Place
No. 79 Jianguo Road, Chaoyang District
Beijing 100025 China
TEL: (86) 10-5200-8200
FAX: (86) 10-5200-8202

CHINA-SHANGHAI
Unit 2703-08, 27/F,
Tower 2, Plaza 66
1366 Nanjing West Road, Jing An District
Shanghai 200040, China
TEL: 86-21-6137-2200
FAX: 86-21-6288-9920

NATIONAL BASKETBALL ASSOCIATION DEVELOPMENT LEAGUE

645 5th Avenue, New York, NY 10022 www.nba.com/dleague Media Relations Contact: Joanna Shapiro (jshapiro@nba.com)

2016-17 NBA D-LEAGUE TEAM DIRECTORY

AUSTIN SPURS
13581 Pond Springs Road, Suite 108
Austin, TX 78729
(512) 236-8333, FAX: (512) 236-8444
Arena: Cedar Park Center
Media Relations: Perri Travillion
(ptravillion@attcenter.com)
NBA Affiliation: San Antonio

CANTON CHARGE
1101 Market Avenue North
Canton, OH 44702
(330) 489-1701, FAX: (330) 489-1703
Arena: Canton Memorial Civic Center
Media Relations: Sean Wyatt
(swyatt@cantoncharge.com)
NBA Affiliation: Cleveland

DELAWARE 87ers
300 Martin Luther King Blvd., Suite 200
Wilmington, DE 19801
(302) 504-7587, FAX: (302) 351-5370
Arena: Bob Carpenter Center
Media Relations: Alex Yoh
(alexyoh@sevens.com)
NBA Affiliation: Philadelphia

ERIE BAYHAWKS
110 East 8th Street
Erie, PA 16501
(814) 790-5600, FAX: (814) 790-5608
Arena: Erie Insurance Arena
Media Rel.: Iris Rayburn
(iris.rayburn@nbaerie.com)
NBA Affiliation: Orlando

FORT WAYNE MAD ANTS
1910 St. Joe Center Rd., Suite 61
Fort Wayne, IN 46825
(260) 469-4667, FAX: (260) 469-4674
Arena: War Memorial Coliseum
Media Rel.: Vinessa Needham
(vneedham@fortwaynehoops.com)
NBA Affiliation: Indiana

GRAND RAPIDS DRIVE
40 Monroe Center NW, Ste. 11,
Grand Rapids, MI 49503
Tel: (844) 473-7483
Arena: DeltaPlex Arena
Media Relations: Sarah Parfet Jbara
(spj@nbagrandrapids.com)
NBA Affiliation: Detroit

GREENSBORO SWARM
2411 West Gate City Blvd.
Greensboro, NC 27403
(336) 907-3600
Arena: The Fieldhouse at the Greensboro Coliseum
Media Relations: Katerina Kienle
(kkienle@gsoswarm.com)
NBA Affiliation: Charlotte

IOWA ENERGY
730 3rd St.
Des Moines, IA 50309
(515) 564-8550
Arena: Wells Fargo Arena
Media Relations: Seth Nutting
(sethn@iowanba.com)
NBA Affiliation: Memphis

LONG ISLAND NETS
168 39th St., 8th Floor
Brooklyn, NY 11232
(718) 215-2299
Arena: Barclays Center
Media Relations: Megan Walsh
(mwalsh@brooklynnets.com)
NBA Affiliation: Brooklyn

LOS ANGELES D-FENDERS
555 North Nash St.
El Segundo, CA 90245
(310) 426-6000; FAX: (310) 426-6031
Arena: Toyota Sports Center
Media Relations: T.C. Greene
(tgreene@d-fenders.com)
NBA Affiliation: LA Lakers

MAINE RED CLAWS
413 Congress Street
Portland, ME 04101
(207) 210-6655, FAX: (207) 210-6659
Arena: Portland Exposition Building
Media Relations: Evans Boston
(eboston@maineredclaws.com)
NBA Affiliation: Boston

NORTHERN ARIZONA SUNS
3201 N. Main St.
Prescott Valley, AZ 86314
(928) 772-7867
Arena: Prescott Valley Event Center
Media Relations: Ashley Stovall
(astovall@nazsuns.com)
NBA Affiliation: Phoenix

OKLAHOMA CITY BLUE
208 Thunder Drive
Oklahoma City, OK 73102
(918) 208-4800; FAX: (918) 429-7900
Arena: Cox Convention Center
NBA Affiliation: Oklahoma City

RAPTORS 905
5600 Rose Cherry Place
Mississauga, ON L4Z4B6
(416) 815-5423, FAX: (416) 902-4311
Arena: Hershey Centre
Media Relations: TBD
NBA Affiliation: Toronto

RENO BIGHORNS
50 West Liberty St., Suite 201
Reno, NV 89501
(775) 853-8200
Arena: Reno Event Center
Media Relations: Kyle Jones
(kjones@renobighorns.com)
NBA Affiliation: Sacramento

RIO GRANDE VALLEY VIPERS
4500 N 10th St., Suite 315
McAllen, TX 78504
(956) 972-1144, FAX: (956) 972-1150
Arena: State Farm Arena
Media Relations: Anwar Chagollan
(anwar@rgvfc.com)
NBA Affiliation: Houston

SALT LAKE CITY STARS
301 West South Temple
Salt Lake City, UT 84101
(801) 325-2500
Arena: Lifetime Activities Center - Bruin Arena
Media Relations: Gina Calvert
(gina.calvert@slcstars.com)
NBA Affiliation: Utah

SANTA CRUZ WARRIORS
903 Pacific Ave., Suite 101
Santa Cruz, CA 95060
(831) 731-4396, FAX: (831) 466-3201
Arena: Kaiser Permanente Arena
Media Relations: Gina Antoniello
(gantoniello@santacruzbasketball.com)
NBA Affiliation: Golden State

SIOUX FALLS SKYFORCE
2131 South Minnesota Ave
Sioux Falls, SD 57105
(605) 332-0605, FAX: (605) 332-2305
Arena: Sanford Pentagon
Media Relations: Matt Dykstra
(mdykstra@skyforceonline.com)
NBA Affiliation: Miami

TEXAS LEGENDS
2601 Avenue of the Stars, Suite 300
Frisco, TX 75034
(214) 469-0822, FAX: (214) 469-0823
Arena: Dr. Pepper Arena
Media Relations: Britney Wynn
(bwynn@texlegends.com)
NBA Affiliation: Dallas

WESTCHESTER KNICKS
198 Central Avenue
White Plains, NY 10606
(914) 559-6888
Arena: Westchester County Center
Media Relations: Katie Hatch
(katie.hatch@msg.com)
NBA Affiliation: New York

WINDY CITY BULLS
5333 Prairie Stone Pkwy.
Hoffman Estates, IL 60192
(847) 396-7070
Arena: Sears Centre
Media Relations: Cedric Quackenbush
(cquackenbush@bulls.com)
NBA Affiliation: Chicago

NBA DEVELOPMENT LEAGUE

CHAMPIONSHIP SERIES
April 24, 2016 - Sioux Falls 104 - Los Angeles 99
April 26, 2016 - Los Angeles 109 - Sioux Falls 102
April 27, 2016 - Sioux Falls 91 - Los Angeles 63

2015-16 FINAL REGULAR SEASON STANDINGS

ATLANTIC DIVISION	W L	HOME W L	AWAY W L	Pct	GB	Last 10
Maine	31-19	15-10	16-9	.620	--	6-4
Westchester	28-22	13-12	15-10	.560	3.0	5-5
Raptors	23-27	10-15	13-12	.460	8.0	8-2
Delaware	21-29	13-12	8-17	.420	10.0	3-7
Erie	12-38	9-16	3-22	.240	19.0	1-9

CENTRAL DIVISION	W L	HOME W L	AWAY W L	Pct	GB	Last 10
Sioux Falls	40-10	22-3	18-7	.800	--	8-2
Canton	31-19	18-7	13-12	.620	9.0	5-5
Iowa	26-24	14-11	12-13	.520	14.0	8-2
Grand Rapids	21-29	14-11	7-18	.420	19.0	3-7
Fort Wayne	20-30	13-12	7-18	.400	20.0	2-8

PACIFIC DIVISION	W L	HOME W L	AWAY W L	Pct	GB	Last 10
Reno	33-17	20-5	13-12	.660	--	7-3
Los Angeles	27-23	17-8	10-15	.540	6.0	3-7
Bakersfield	22-28	13-12	9-16	.440	11.0	4-6
Idaho	20-30	13-12	7-18	.400	13.0	6-4
Santa Cruz	19-31	12-13	7-18	.380	14.0	4-6

SOUTHWEST DIVISION	W L	HOME W L	AWAY W L	Pct	GB	Last 10
Austin	30-20	15-10	15-10	.600	--	5-5
Rio Grande	29-21	18-7	11-14	.580	1.0	8-2
Texas	23-27	13-12	10-15	.460	7.0	4-6
Oklahoma City	19-31	10-15	9-16	.380	11.0	4-6

NBA AWARD WINNERS

2016 NBA HONOR ROLL

NBA Most Valuable Player ..... Stephen Curry, Golden State
Red Auerbach Coach of the Year ..... Steve Kerr, Golden State
Rookie of the Year ..... Karl-Anthony Towns, Minnesota
Most Improved Player ..... C.J. McCollum, Portland
Defensive Player of the Year ..... Kawhi Leonard, San Antonio
Sixth Man of the Year ..... Jamal Crawford, LA Clippers
J. Walter Kennedy PBWA Citizenship Award ..... Wayne Ellington, Brooklyn
Sporting News NBA Executive of the Year ..... R.C. Buford, San Antonio
Joe Dumars Trophy/NBA Sportsmanship Award ..... Mike Conley, Memphis
Twyman-Stokes Award ..... Vince Carter, Memphis

ALL-NBA TEAMS

	First Team	Second Team	Third Team
F	LeBron James, Cleveland	Kevin Durant, Oklahoma City	Paul George, Indiana
F	Kawhi Leonard, San Antonio	Draymond Green, Golden State	LaMarcus Aldridge, Portland
C	DeAndre Jordan, LA Clippers	DeMarcus Cousins, Sacramento	Andre Drummond, Detroit
G	Stephen Curry, Golden State	Chris Paul, LA Clippers	Klay Thompson, Golden State
G	Russell Westbrook, Oklahoma City	Damian Lillard, Portland	Kyle Lowry, Toronto

NBA ALL-DEFENSIVE TEAMS

First Team	Second Team
Kawhi Leonard, San Antonio	Paul Millsap, Atlanta
Draymond Green, Golden State	Paul George, Indiana
DeAndre Jordan, LA Clippers	Hassan Whiteside, Miami
Avery Bradley, Boston	Tony Allen, Memphis
Chris Paul, LA Clippers	Jimmy Butler, Chicago

NBA ALL-ROOKIE TEAMS (Chosen without regard to position)

First Team	Second Team
Karl-Anthony Towns, Minnesota	Justise Winslow, Miami
Kristaps Porzingis, New York	D'Angelo Russell, LA Lakers
Devin Booker, Phoenix	Emmanuel Mudiay, Denver
Nikola Jokic, Denver	Myles Turner, Indiana
Jahlil Okafor, Philadelphia	Willie Cauley-Stein, Sacramento

NBA MOST VALUABLE PLAYER BALLOTING

Player, Team	1st	2nd	3rd	4th	5th	Pts
Stephen Curry, Golden State	131	--	--	--	--	1,310
Kawhi Leonard, San Antonio	--	54	34	26	8	634
LeBron James, Cleveland	--	40	48	34	9	631
Russell Westbrook, Oklahoma City	--	29	37	28	14	486
Kevin Durant, Oklahoma City	--	2	7	22	32	147
Chris Paul, LA Clippers	--	4	3	9	37	107
Draymond Green, Golden State	--	2	--	6	18	50
Damian Lillard, Portland	--	--	1	4	9	26
James Harden, Houston	--	--	1	1	1	9
Kyle Lowry, Toronto	--	--	--	1	3	6

FINAL NBA STANDINGS

EASTERN CONFERENCE

ATLANTIC	W	L	PCT.	GB	HOME	ROAD	LAST 10 GAMES	STREAK
Toronto	56	26	.683	--	32-9	24-17	7-3	Won 4
Boston	48	34	.585	8	28-13	20-21	6-4	Won 1
New York	32	50	.390	24	18-23	14-27	3-7	Lost 2
Brooklyn	21	61	.256	35	14-27	7-34	0-10	Lost 10
Philadelphia	10	72	.122	46	7-34	3-38	1-9	Lost 4

CENTRAL	W	L	PCT.	GB	HOME	ROAD	LAST 10 GAMES	STREAK
Cleveland	57	25	.695	--	33-8	24-17	6-4	Lost 1
Indiana	45	37	.549	12	26-15	19-22	7-3	Won 3
Detroit	44	38	.537	13	26-15	18-23	6-4	Won 1
Chicago	42	40	.512	15	26-15	16-25	6-4	Won 3
Milwaukee	33	49	.402	24	23-18	10-31	3-7	Lost 2

SOUTHEAST	W	L	PCT.	GB	HOME	ROAD	LAST 10 GAMES	STREAK
Miami	48	34	.585	--	28-13	20-21	6-4	Lost 1
Atlanta	48	34	.585	--	27-14	21-20	6-4	Lost 2
Charlotte	48	34	.585	--	30-11	18-23	7-3	Won 2
Washington	41	41	.500	7	22-19	19-22	6-4	Won 3
Orlando	35	47	.427	13	23-18	12-29	6-4	Lost 1

WESTERN CONFERENCE

SOUTHWEST	W	L	PCT.	GB	HOME	ROAD	LAST 10 GAMES	STREAK
San Antonio	67	15	.817	--	40-1	27-14	6-4	Won 2
Dallas	42	40	.512	25	23-18	19-22	7-3	Lost 1
Memphis	42	40	.512	25	26-15	16-25	1-9	Lost 4
Houston	41	41	.500	26	23-18	18-23	6-4	Won 3
New Orleans	30	52	.366	37	21-20	9-32	4-6	Lost 3

NORTHWEST	W	L	PCT.	GB	HOME	ROAD	LAST 10 GAMES	STREAK
Oklahoma City	55	27	.671	--	32-9	23-18	5-5	Lost 1
Portland	44	38	.537	11	28-13	16-25	7-3	Won 1
Utah	40	42	.488	15	24-17	16-25	5-5	Lost 2
Denver	33	49	.402	22	18-23	15-26	3-7	Lost 2
Minnesota	29	53	.354	26	14-27	15-26	5-5	Won 1

PACIFIC	W	L	PCT.	GB	HOME	ROAD	LAST 10 GAMES	STREAK
Golden State	73	9	.890	--	39-2	34-7	8-2	Won 4
LA Clippers	53	29	.646	20	29-12	24-17	8-2	Lost 1
Sacramento	33	49	.402	40	18-23	15-26	5-5	Lost 1
Phoenix	23	59	.280	50	14-27	9-32	3-7	Won 1
LA Lakers	17	65	.207	56	12-29	5-36	2-8	Won 1

2015-16 HEAD-TO-HEAD WIN GRID

	ATL	BOS	BKN	CHA	CHI	CLE	DAL	DEN	DET	GSW	HOU	IND	LAC	LAL	MEM	MIA	MIL	MIN	NOP	NYK	OKC	ORL	PHIL	PHO	POR	SAC	SAS	TOR	UTA	WAS
TOR	3	3	4	2	0	2	2	0	2	0	0	3	2	2	2	3	4	1	2	3	1	2	4	1	2	0	1	--	1	4
BOS	1	--	2	2	2	1	0	2	2	1	1	1	1	1	1	3	3	1	2	3	1	2	4	2	1	2	0	1	1	4
NYK	2	1	2	1	3	0	0	0	2	0	1	0	0	2	0	1	2	2	1	--	1	1	4	2	1	0	0	1	1	1
BKN	1	2	--	0	1	1	0	2	1	0	2	1	0	0	0	1	0	0	0	2	1	0	2	2	0	1	0	0	1	0
PHI	0	0	2	0	0	0	0	0	0	0	0	0	0	1	0	0	0	1	1	0	0	1	--	2	1	1	0	0	0	0
CLE	3	2	3	3	1	--	2	2	1	0	1	3	2	2	1	1	3	2	1	4	2	4	4	2	1	2	1	1	1	2
IND	2	3	3	0	1	1	2	1	3	0	1	--	1	2	0	2	3	2	2	3	1	3	3	2	0	0	1	1	0	2
DET	1	2	3	1	3	3	1	0	--	1	2	1	0	1	0	2	3	2	0	1	1	3	4	2	2	1	0	1	2	1
CHI	0	1	2	1	--	3	0	1	1	0	2	3	1	2	1	0	3	0	2	1	2	1	4	1	1	2	1	4	1	1
MIL	2	1	3	1	1	1	1	1	1	1	1	1	0	1	1	2	--	2	1	2	0	2	3	2	1	0	0	0	0	1
MIA	3	0	3	2	4	2	2	2	2	0	1	2	0	1	1	--	1	1	2	3	1	3	3	2	1	2	0	1	1	2
ATL	--	3	2	3	4	0	2	2	3	0	2	2	1	2	2	1	1	0	2	2	1	2	3	1	2	1	0	1	1	2
CHA	1	1	4	--	3	1	1	0	2	0	1	3	0	2	2	2	3	2	1	3	0	3	4	1	1	2	1	1	1	2
WAS	2	0	3	2	2	2	1	0	3	0	1	1	0	1	1	2	3	1	1	2	0	4	4	2	0	1	1	0	1	--
ORL	2	2	4	1	2	0	1	2	0	0	1	1	0	1	1	1	2	2	2	2	0	--	3	0	1	1	0	1	2	0
SAS	2	2	2	1	1	1	4	3	2	1	3	1	2	4	4	2	2	3	3	2	2	2	2	4	3	3	--	1	4	1
DAL	0	2	2	1	2	0	--	3	1	1	2	0	1	3	3	0	1	4	2	2	0	1	2	3	2	1	0	0	2	1
MEM	0	1	2	0	1	1	1	3	2	0	2	2	1	3	--	1	1	2	4	2	1	1	2	2	2	3	0	0	1	1
HOU	0	1	0	1	0	1	2	0	0	0	--	1	2	4	2	1	1	3	3	1	2	1	2	2	2	3	1	2	2	1
NOP	0	0	2	1	0	1	2	2	2	0	1	0	1	1	0	0	1	2	--	1	1	0	1	2	1	4	1	0	2	1
OKC	1	1	1	2	0	0	4	4	1	0	2	1	3	4	2	1	2	3	2	1	--	2	2	3	2	2	2	1	4	2
POR	0	1	2	1	1	1	1	3	0	1	2	2	1	3	2	1	1	3	3	1	2	1	1	1	--	4	0	0	3	2
UTA	1	1	1	1	1	1	1	4	0	0	2	2	1	3	2	1	2	3	2	1	0	0	2	4	1	1	0	1	--	1
DEN	0	0	0	2	1	0	1	--	2	1	3	1	1	3	1	0	1	3	1	2	0	0	2	2	1	0	1	2	0	2
MIN	2	1	2	0	2	0	0	1	0	1	0	0	1	2	2	1	0	--	2	0	1	0	1	2	1	4	0	1	1	1
GSW	2	1	2	2	2	2	3	3	1	--	3	2	4	3	4	2	1	2	3	2	3	2	2	4	3	4	3	2	4	2
LAC	1	1	2	2	1	0	3	2	2	0	2	1	--	4	2	2	2	3	3	2	1	2	2	2	3	3	1	0	2	2
SAC	1	0	1	0	0	0	3	3	1	0	1	2	1	4	0	0	2	0	0	2	2	1	1	3	0	--	0	2	2	1
PHO	1	0	0	1	1	0	0	2	0	0	1	0	2	3	2	0	0	2	2	0	0	2	0	--	2	1	0	1	0	0
LAL	0	1	2	0	0	0	0	1	1	1	0	0	0	--	1	1	1	1	2	0	0	1	1	1	0	0	0	0	1	1

FINAL NBA STATS

2015-16 FINAL NBA INDIVIDUAL HIGHS

MOST MINUTES PLAYED, SEASON	3,125	Harden, Houston
MOST MINUTES PLAYED, GAME	57	Morris, Detroit at Chicago 12/18 (4 OT)
	48	three times, most recently by: Frazier, Portland at Atlanta 12/21
MOST FIELD GOALS MADE, GAME	24	Davis, New Orleans at Detroit 2/21
MOST FIELD GOAL ATTEMPTS, GAME	50	Bryant, LA Lakers vs. Utah 4/13
MOST 3-PT. FIELD GOALS MADE, GAME	12	Curry, Golden State at Oklahoma City 2/27 (OT)
	11	Curry, Golden State at Washington 2/3
MOST 3-PT. FIELD GOAL ATTEMPTS, GAME	21	Bryant, LA Lakers vs. Utah 4/13
MOST FREE THROWS MADE, GAME	24	DeRozan, Toronto vs. Portland 3/4
MOST FREE THROW ATTEMPTS, GAME	36	Drummond, Detroit at Houston 1/20
MOST REBOUNDS, GAME	29	Drummond, Detroit vs. Indiana 11/3
MOST OFFENSIVE REBOUNDS, GAME	13	Chandler, Phoenix vs. Atlanta 1/23
		Stepheson, Memphis at Houston 3/14
MOST DEFENSIVE REBOUNDS, GAME	19	Drummond, Detroit vs. Milwaukee 12/4
		Cousins, Sacramento vs. Denver 2/19
MOST OFFENSIVE REBOUNDS, SEASON	395	Drummond, Detroit
MOST DEFENSIVE REBOUNDS, SEASON	803	Drummond, Detroit
MOST ASSISTS, GAME	20	Rondo, Sacramento at Charlotte 11/23 (OT)
		Rondo, Sacramento vs. Charlotte 1/25 (2 OT)
	19	five times, most recently by: Westbrook, Oklahoma City vs. LA Clippers 3/9
MOST BLOCKED SHOTS, GAME	11	Whiteside, Miami at Denver 1/15
MOST PERSONAL FOULS, SEASON	258	Antetokounmpo, Milwaukee
MOST DISQUALIFICATIONS, SEASON	7	Antetokounmpo, Milwaukee
		Cousins, Sacramento

2015-16 FINAL NBA TEAM HIGHS AND LOWS

MOST POINTS, GAME	147	Detroit at Chicago 12/18 (4 OT)
	144	Minnesota vs. New Orleans 4/13
FEWEST POINTS, GAME	68	Philadelphia vs. San Antonio 12/7
HIGHEST FIELD GOAL PERCENTAGE, GAME	.684	Minnesota vs. Brooklyn 3/5
LOWEST FIELD GOAL PERCENTAGE, GAME	.271	Memphis at Golden State 11/2
MOST FIELD GOALS MADE, GAME	56	Detroit at Chicago 12/18 (4 OT)
		Orlando vs. Brooklyn 3/29
		Minnesota vs. New Orleans 4/13
FEWEST FIELD GOALS MADE, GAME	19	Philadelphia vs. Utah 10/30
MOST FIELD GOAL ATTEMPTS, GAME	124	Detroit at Chicago 12/18 (4 OT)
	107	Sacramento vs. Oklahoma City 2/29
		Boston vs. Portland 3/2
FEWEST FIELD GOAL ATTEMPTS, GAME	60	Dallas vs. Memphis 4/8
MOST 3-POINT FIELD GOALS MADE, GAME	22	LA Clippers vs. Houston 1/18 (OT)
		Golden State at Phoenix 11/27
		Golden State at Dallas 3/18
MOST 3-POINT FIELD GOALS ATTEMPTED, GAME	47	Golden State vs. Memphis 4/13
MOST FREE THROWS MADE, GAME	43	Minnesota vs. Toronto 2/10
		Toronto vs. Portland 3/4
FEWEST FREE THROWS MADE, GAME	1	Golden State at Philadelphia 1/30
FEWEST FREE THROWS ATTEMPTED, GAME	2	Golden State at Philadelphia 1/30
MOST REBOUNDS, GAME	67	Golden State at Boston 12/11 (2 OT)
		Miami vs. Washington 2/20
FEWEST REBOUNDS, GAME	22	Milwaukee at Cleveland 11/19
MOST ASSISTS, GAME	41	Minnesota vs. New Orleans 4/13
MOST STEALS, GAME	21	New Orleans vs. Indiana 1/8
MOST PERSONAL FOULS, GAME	41	Houston vs. Detroit 1/20
FEWEST PERSONAL FOULS, GAME	7	Charlotte at Philadelphia 3/29
MOST BLOCKED SHOTS, GAME	17	Milwaukee vs. Memphis 3/17
MOST TURNOVERS, GAME	31	Philadelphia vs. Indiana 11/18
FEWEST TURNOVERS, GAME	4	6 times, most recently by: Dallas at Denver 3/28

FINAL NBA STATS, CONTINUED

2015-16 FINAL NBA LEADERS

MINIMUMS FOR NBA LEADERS

Scoring:	58 games	Blocked Shots:	58 games
Rebounding:	58 games	Minutes:	58 games
Field Goal Percentage:	300 field goals made	Asst/TO Ratio:	200 assists
Free Throw Percentage:	125 free throws made	Stls/TO Ratio:	82 steals
3-Pt. Field Goal Percentage:	82 3-pt. field goals made		
Assists:	58 games		
Steals:	58 games		

SCORING AVERAGE

Player, Team	G	FG	FT	Pts.	Avg.
Curry, Golden State	79	805	363	2375	30.1
Harden, Houston	82	710	720	2376	29.0
Durant, Oklahoma City	72	698	447	2029	28.2
Cousins, Sacramento	65	601	476	1748	26.9
James, Cleveland	76	737	359	1920	25.3
Lillard, Portland	75	618	414	1879	25.1
Davis, New Orleans	61	560	326	1481	24.3
Westbrook, Oklahoma City	80	656	465	1878	23.5
DeRozan, Toronto	78	614	555	1830	23.5
George, Indiana	81	605	454	1874	23.1
Thomas, Boston	82	591	474	1823	22.2
K. Thompson, Golden State	80	651	193	1771	22.1
Anthony, New York	72	567	334	1573	21.8
Lowry, Toronto	77	512	398	1634	21.2
Leonard, San Antonio	72	551	292	1523	21.2
Butler, Chicago	67	470	395	1399	20.9
Walker, Charlotte	81	568	371	1689	20.9
McCollum, Portland	80	641	187	1666	20.8
Wiggins, Minnesota	81	594	430	1675	20.7
Lopez, Brooklyn	73	591	317	1501	20.6

REBOUNDS PER GAME

Player, Team	G	Off	Def	Tot	Avg.
Drummond, Detroit	81	395	803	1198	14.8
Jordan, LA Clippers	77	267	792	1059	13.8
Whiteside, Miami	73	238	627	865	11.8
Howard, Houston	71	238	597	835	11.8
Cousins, Sacramento	65	158	589	747	11.5
Gasol, Chicago	72	155	638	793	11.0
Gobert, Utah	61	208	460	668	11.0
Towns, Minnesota	82	228	629	857	10.5
Davis, New Orleans	61	130	497	627	10.3
Randle, LA Lakers	81	172	657	829	10.2
Love, Cleveland	77	149	613	762	9.9
Gortat, Washington	75	222	519	741	9.9
Green, Golden State	81	134	635	769	9.5
Pachulia, Dallas	76	249	469	718	9.4
Valanciunas, Toronto	60	184	363	547	9.1
Young, Brooklyn	73	176	484	660	9.0
Millsap, Atlanta	81	198	534	732	9.0
Thompson, Cleveland	82	268	470	738	9.0
Vucevic, Orlando	65	174	402	576	8.9
Monroe, Milwaukee	79	218	478	696	8.8

ASSISTS PER GAME

Player, Team	G	Ast.	Avg.
Rondo, Sacramento	72	839	11.7
Westbrook, Oklahoma City	80	834	10.4
Wall, Washington	77	789	10.2
Paul, LA Clippers	74	738	10.0
Rubio, Minnesota	76	657	8.6
Harden, Houston	82	612	7.5
Green, Golden State	81	598	7.4
Lillard, Portland	75	512	6.8
James, Cleveland	76	514	6.8
Curry, Golden State	79	527	6.7
Smith, New Orleans-Philadelphia	77	502	6.5
Lowry, Toronto	77	494	6.4
Payton, Orlando	73	467	6.4
Jackson, Detroit	79	492	6.2
Thomas, Boston	82	509	6.2
Holiday, New Orleans	65	391	6.0
Teague, Atlanta	79	470	5.9
Dragic, Miami	72	419	5.8
Williams, Dallas	65	378	5.8
Batum, Charlotte	70	403	5.8

FIELD GOAL PERCENTAGE

Player, Team	FG	FGA	Pct.
Jordan, LA Clippers	357	508	.703
Howard, Houston	372	600	.620
Whiteside, Miami	413	682	.606
Kanter, Oklahoma City	414	719	.576
Gortat, Washington	433	764	.567
Valanciunas, Toronto	303	536	.565
Faried, Denver	349	626	.558
Towns, Minnesota	625	1153	.542
Lopez, New York	357	662	.539
Dieng, Minnesota	308	579	.532
Monroe, Milwaukee	491	941	.522
Noel, Philadelphia	306	587	.521
Drummond, Detroit	552	1060	.521
James, Cleveland	737	1416	.520
Favors, Utah	418	811	.515
Young, Brooklyn	495	963	.514
Aldridge, San Antonio	536	1045	.513
Jokic, Denver	307	600	.512
Lopez, Brooklyn	591	1157	.511
Vucevic, Orlando	533	1046	.510

FREE THROW PERCENTAGE

Player, Team	FT	FTA	Pct.
Curry, Golden State	363	400	.908
Crawford, LA Clippers	245	271	.904
Durant, Oklahoma City	447	498	.898
Paul, LA Clippers	294	328	.896
Nowitzki, Dallas	250	280	.893
Lillard, Portland	414	464	.892
Martin, Minnesota-San Antonio	153	172	.890
Middleton, Milwaukee	277	312	.888
Redick, LA Clippers	182	205	.888
Irving, Cleveland	169	191	.885
Leonard, San Antonio	292	334	.874
K. Thompson, Golden State	193	221	.873
Anderson, New Orleans	199	228	.873
Thomas, Boston	474	544	.871
Williams, Dallas	179	206	.869
Gallinari, Denver	375	432	.868
Jackson, Detroit	291	337	.864
Matthews, Dallas	126	146	.863
Harden, Houston	720	837	.860
Hood, Utah	172	200	.860

3-POINT FIELD GOAL PERCENTAGE

Player, Team	3FG	3FGA	Pct.
Redick, LA Clippers	200	421	.475
Curry, Golden State	402	886	.454
Leonard, San Antonio	129	291	.443
Bayless, Milwaukee	101	231	.437
McDermott, Chicago	110	259	.425
K. Thompson, Golden State	276	650	.425
Dudley, Washington	100	238	.420
McCollum, Portland	197	472	.417
Parsons, Dallas	104	251	.414
Calderon, New York	84	203	.414
Dellavedova, Cleveland	98	239	.410
Casspi, Sacramento	112	274	.409
G. Hill, Indiana	128	314	.408
Olynyk, Boston	85	210	.405
M. Williams, Cleveland	152	378	.402
Collison, Sacramento	87	217	.401
Beverley, Houston	124	310	.400
Fournier, Orlando	156	390	.400
Smith, Cleveland	204	510	.400
Teague, Atlanta	110	275	.400

FINAL NBA STATS, CONTINUED

2015-16 FINAL NBA LEADERS

STEALS PER GAME

Player, Team	G	Stl.	Avg.
Curry, Golden State	79	169	2.14
Rubio, Minnesota	76	162	2.13
Paul, LA Clippers	74	152	2.05
Lowry, Toronto	77	158	2.05
Westbrook, Oklahoma City	80	163	2.04
Ariza, Houston	81	160	1.98
Rondo, Sacramento	72	141	1.96
Wall, Washington	77	145	1.88
George, Indiana	81	152	1.88
Ellis, Indiana	81	150	1.85
Millsap, Atlanta	81	147	1.81
Leonard, San Antonio	72	128	1.78
Noel, Philadelphia	67	118	1.76
Crowder, Boston	73	126	1.73
Allen, Memphis	64	110	1.72
Harden, Houston	82	139	1.70
Middleton, Milwaukee	79	131	1.66
Butler, Chicago	67	110	1.64
Oladipo, Orlando	72	116	1.61
Covington, Philadelphia	67	105	1.57

BLOCKED SHOTS PER GAME

Player, Team	G	Blk	Avg.
Whiteside, Miami	73	269	3.68
Jordan, LA Clippers	77	177	2.30
Gobert, Utah	61	135	2.21
Davis, New Orleans	61	125	2.05
Gasol, Chicago	72	146	2.03
Ibaka, Oklahoma City	78	148	1.90
Porzingis, New York	72	134	1.86
Millsap, Atlanta	81	139	1.72
Lopez, Brooklyn	73	124	1.70
Towns, Minnesota	82	138	1.68
Grant, Philadelphia	77	127	1.65
Bogut, Golden State	70	114	1.63
Biyombo, Toronto	82	133	1.62
Howard, Houston	71	113	1.59
Lopez, New York	82	129	1.57
Noel, Philadelphia	67	100	1.49
Horford, Atlanta	82	121	1.48
Favors, Utah	62	91	1.47
Turner, Indiana	60	86	1.43
Cousins, Sacramento	65	92	1.42

ASSIST/TURNOVER RATIO - TEAM

Team	Ast.	TO	Ratio
Golden State	2373	1245	1.91
San Antonio	2010	1071	1.88
LA Clippers	1873	1063	1.76
Boston	1981	1127	1.76
Dallas	1813	1047	1.73
Charlotte	1778	1029	1.73
Atlanta	2100	1226	1.71
Washington	2005	1186	1.69
Orlando	1933	1155	1.67
Cleveland	1861	1114	1.67
New Orleans	1818	1102	1.65
Chicago	1870	1141	1.64
Memphis	1697	1090	1.56
Minnesota	1916	1231	1.56
Denver	1858	1202	1.55
New York	1682	1099	1.53
Milwaukee	1895	1247	1.52
Sacramento	2009	1326	1.52
Brooklyn	1709	1212	1.51
Miami	1709	1155	1.48
Portland	1748	1200	1.46
Oklahoma City	1883	1305	1.44
Detroit	1594	1110	1.44
Toronto	1536	1073	1.43
Indiana	1741	1219	1.43
Houston	1821	1307	1.39
LA Lakers	1478	1124	1.31
Philadelphia	1765	1343	1.31
Utah	1554	1224	1.27
Phoenix	1701	1410	1.21

STEALS/TURNOVER RATIO - TEAM

Team	Stl.	TO	Ratio
Boston	752	1127	9,67
LA Clippers	709	1063	0.67
Memphis	724	1090	0.66
San Antonio	677	1071	0.63
Houston	821	1307	0.63
Atlanta	747	1226	0.61
Indiana	742	1219	0.61
Washington	708	1186	0.60
Toronto	636	1073	0.59
Orlando	673	1155	0.58
Charlotte	595	1029	0.58
New Orleans	633	1102	0.57
Golden State	689	1245	0.55
Sacramento	733	1326	0.55
Milwaukee	672	1247	0.54
Dallas	560	1047	0.53
Minnesota	656	1231	0.53
LA Lakers	593	1124	0.53
Brooklyn	627	1212	0.52
Detroit	573	1110	0.52
Utah	631	1224	0.52
Denver	609	1202	0.51
Philadelphia	680	1343	0.51
Cleveland	551	1114	0.49
Miami	553	1155	0.48
Portland	562	1200	0.47
Oklahoma City	603	1305	0.46
Phoenix	632	1410	0.45
Chicago	495	1141	0.43
New York	467	1099	0.42

ASSIST/TURNOVER RATIO - INDIVIDUAL

Player, Team	Ast.	TO	Ratio
Conley, Memphis	342	84	4.07
Paul, LA Clippers	738	194	3.80
Calderon, New York	298	87	3.43
Rubio, Minnesota	657	193	3.40
Galloway, New York	207	61	3.39
Sloan, Brooklyn	268	80	3.35
Livingston, Golden State	237	78	3.04
Rondo, Sacramento	839	278	3.02
Mills, San Antonio	226	76	2.97
Dellavedova, Cleveland	337	116	2.91

STEALS/TURNOVER RATIO - INDIVIDUAL

Player, Team	Stl.	TO	Ratio
W. Johnson, LA Clippers	89	54	1.65
Crowder, Boston	126	83	1.52
Porter, Washington	105	70	1.50
Ariza, Houston	160	113	1.42
Allen, Memphis	110	78	1.26
Galloway, New York	77	61	1.26
Sefolosha, Atlanta	85	68	1.25
Leonard, San Antonio	128	105	1.22
Lee, Memphis-Charlotte	85	72	1.18
Smart, Boston	91	80	1.14

FINAL NBA STATS, CONTINUED

MISCELLANEOUS STANDINGS

	Leading At Half	Trailing At Half	Leading After Third	Trailing After Third	Season Won-Lost
Atlanta	33-7	15-25	40-6	8-27	48-34
Boston	33-10	12-23	40-6	7-27	48-34
Brooklyn	16-13	5-47	13-8	7-50	21-61
Charlotte	37-5	7-27	38-5	8-29	48-34
Chicago	31-10	10-29	33-9	8-28	42-40
Cleveland	46-8	11-16	49-7	6-17	57-25
Dallas	29-9	12-31	31-6	11-33	42-40
Denver	19-11	14-38	25-10	8-36	33-49
Detroit	30-8	12-27	33-3	9-34	44-38
Golden State	64-1	8-8	61-1	10-7	73-9
Houston	24-9	17-30	28-9	11-29	41-41
Indiana	32-11	11-26	37-7	7-28	45-37
L.A. Clippers	38-9	13-17	47-5	5-24	53-29
L.A. Lakers	11-6	6-57	13-3	2-61	17-65
Memphis	33-8	7-30	29-5	11-33	42-40
Miami	30-11	15-21	33-7	12-26	48-34
Milwaukee	24-7	8-41	22-7	9-41	33-49
Minnesota	19-14	9-37	19-10	9-42	29-53
New Orleans	20-16	9-35	24-5	5-45	30-52
New York	27-13	5-37	28-8	3-38	32-50
Oklahoma City	42-13	12-14	48-14	7-13	55-27
Orlando	27-13	8-33	25-12	9-34	35-47
Philadelphia	7-17	2-55	10-11	0-59	10-72
Phoenix	17-8	4-49	19-11	4-48	23-59
Portland	35-8	8-29	35-7	6-30	44-38
Sacramento	28-7	5-40	28-3	4-44	33-49
San Antonio	58-5	8-9	59-4	6-11	67-15
Toronto	38-8	13-16	45-6	10-19	56-26
Utah	29-12	10-30	29-11	7-29	40-42
Washington	31-8	9-31	31-10	7-30	41-41

TEAM STATISTICS

		FIELD GOALS		3-PT. FG'S		FREE THROWS		REBOUNDS		SCORING							
TEAM	G	MADE - ATT	PCT	MADE - ATT	PCT	MADE - ATT	PCT	OFF - DEF	TOT	AST	PF	DQ	STL	TO	BLK	PTS	AVG.
GSW	82	3489-7159	.487	1077-2592	.416	1366-1790	.763	816-2972	3788	2373	1701	9	689	1245	498	9421	114.9
OKC	82	3372-7082	.476	678-1946	.348	1616-2067	.782	1071-2916	3987	1883	1691	7	603	1305	487	9038	110.2
SAC	82	3283-7083	.464	660-1839	.359	1514-2089	.725	868-2760	3628	2009	1676	12	733	1326	368	8740	106.6
HOU	82	3094-6847	.452	878-2533	.347	1671-2407	.694	930-2601	3531	1821	1790	12	821	1307	430	8737	106.5
BOS	82	3216-7318	.439	717-2142	.335	1520-1929	.788	950-2733	3683	1981	1796	17	752	1127	348	8669	105.7
POR	82	3167-7040	.450	864-2335	.370	1424-1889	.754	948-2782	3730	1748	1782	12	562	1200	380	8622	105.1
LAC	82	3141-6759	.465	797-2190	.364	1490-2152	.692	721-2727	3448	1873	1746	5	709	1063	460	8569	104.5
CLE	82	3171-6888	.460	880-2428	.362	1333-1783	.748	873-2777	3650	1861	1666	4	551	1114	317	8555	104.3
WAS	82	3238-7033	.460	709-1983	.358	1349-1849	.730	743-2688	3431	2005	1708	8	708	1186	323	8534	104.1
SAS	82	3289-6797	.484	570-1518	.375	1342-1672	.803	770-2831	3601	2010	1433	1	677	1071	485	8490	103.5
CHA	82	3036-6922	.439	873-2410	.362	1534-1941	.790	734-2869	3603	1778	1487	10	595	1029	438	8479	103.4
ATL	82	3168-6923	.458	815-2326	.350	1282-1638	.783	679-2772	3451	2100	1570	8	747	1226	486	8433	102.8
NOP	82	3153-7040	.448	702-1952	.360	1415-1823	.776	782-2712	3494	1818	1713	6	633	1102	342	8423	102.7
TOR	82	3006-6669	.451	708-1915	.370	1702-2190	.777	836-2724	3560	1536	1610	6	636	1073	449	8422	102.7
MIN	82	3095-6668	.464	455-1347	.338	1753-2213	.792	821-2587	3408	1916	1696	7	656	1231	375	8398	102.4
DAL	82	3064-6900	.444	806-2342	.344	1454-1831	.794	751-2781	3532	1813	1595	4	560	1047	306	8388	102.3
IND	82	3142-6985	.450	663-1889	.351	1430-1872	.764	847-2779	3626	1741	1641	7	742	1219	391	8377	102.2
ORL	82	3242-7120	.455	636-1818	.350	1249-1649	.757	843-2709	3552	1933	1701	13	673	1155	417	8369	102.1
DET	82	3111-7087	.439	740-2148	.345	1399-2095	.668	1021-2777	3798	1594	1557	5	573	1110	304	8361	102.0
DEN	82	3093-7003	.442	656-1943	.338	1513-1974	.766	941-2718	3659	1858	1723	8	609	1202	395	8355	101.9
CHI	82	3165-7170	.441	651-1753	.371	1354-1720	.787	907-2889	3796	1870	1545	6	495	1141	470	8335	101.6
PHO	82	3051-7018	.435	738-2118	.348	1431-1905	.751	943-2733	3676	1701	1858	17	632	1410	313	8271	100.9
MIA	82	3150-6697	.470	498-1480	.336	1406-1889	.744	807-2811	3618	1709	1502	4	553	1155	531	8204	100.0
MEM	82	3019-6859	.440	504-1521	.331	1584-2024	.783	916-2497	3413	1697	1783	4	724	1090	350	8126	99.1
MIL	82	3145-6740	.467	440-1277	.345	1392-1863	.747	858-2559	3417	1895	1695	11	672	1247	475	8122	99.0
BKN	82	3136-6920	.453	531-1508	.352	1286-1699	.757	863-2614	3477	1829	1476	7	627	1212	332	8089	98.6
NYK	82	3022-6886	.439	610-1762	.346	1411-1753	.805	850-2788	3638	1682	1616	13	467	1099	466	8065	98.4
UTAH	82	2957-6593	.449	694-1955	.355	1402-1885	.744	880-2665	3545	1554	1655	9	631	1224	425	8010	97.7
PHI	82	2970-6887	.431	764-2255	.339	1284-1850	.694	777-2605	3382	1765	1780	10	680	1343	495	7988	97.4
LAL	82	2880-6956	.414	639-2016	.317	1583-2028	.781	878-2645	3523	1478	1662	10	593	1124	337	7982	97.3

FINAL NBA STATS, CONTINUED

OPPONENTS' STATISTICS

	FIELD GOALS		3-PT. FG'S		FREE THROWS		REBOUNDS		SCORING								
TEAM	MADE - ATT	PCT	MADE - ATT	PCT	MADE - ATT	PCT	OFF - DEF	TOT	AST	PF	DQ	STL	TO	BLK	PTS	AVG.	DIFF.
SAS	2928-6709	.436	541-1634	.331	1221-1611	.758	747-2576	3323	1707	1597	3	592	1214	317	7618	92.9	+10.6
UTA	2920-6549	.446	649-1819	.357	1374-1842	.746	764-2522	3286	1568	1629	12	652	1146	385	7863	95.9	+1.8
TOR	2991-6732	.444	717-1922	.373	1354-1809	.748	782-2561	3343	1781	1801	10	534	1094	442	8053	98.2	+4.5
CLE	3019-6736	.448	647-1862	.347	1378-1855	.743	760-2604	3364	1756	1690	13	590	1092	362	8063	98.3	+6.0
MIA	3054-6914	.442	605-1742	.347	1356-1761	.770	803-2580	3383	1657	1608	10	612	1060	337	8069	94.5	+1.6
ATL	3046-7058	.432	679-2008	.338	1366-1810	.755	944-2869	3813	1808	1500	5	706	1324	411	8137	99.2	+3.6
LAC	3015-6946	.434	645-1910	.338	1543-2055	.751	968-2861	3829	1740	1842	11	583	1260	259	8218	100.2	+4.3
IND	3065-6962	.440	679-2035	.334	1428-1901	.751	877-2774	3651	1707	1676	10	634	1297	366	8237	100.5	+1.7
CHA	3098-6971	.444	726-2080	.349	1334-1735	.769	726-2936	3662	1901	1670	9	553	1102	448	8256	100.7	+2.7
NYK	3114-7035	.443	626-1837	.341	1435-1904	.754	890-2733	3623	1703	1520	6	589	927	343	8289	101.1	- 2.7
MEM	2947-6459	.456	797-2185	.365	1619-2107	.768	830-2711	3541	1792	1732	9	576	1327	469	8310	101.3	- 2.2
DET	3182-6903	.461	596-1679	.355	1351-1726	.783	725-2763	3488	1766	1773	9	583	1099	366	8311	101.4	+0.6
BOS	3075-6973	.441	643-1911	.336	1613-2136	.755	932-2838	3770	1715	1718	10	622	1348	450	8406	102.5	+3.2
DAL	3144-6971	.451	743-2170	.342	1382-1873	.738	868-2887	3755	1800	1757	9	617	1142	363	8413	102.6	- 0.3
OKC	3150-7192	.438	667-1949	.342	1474-1950	.756	923-2373	3296	1767	1653	12	719	1068	373	8441	102.9	+7.3
CHI	3234-7333	.441	651-1885	.345	1337-1813	.737	969-2798	3767	1848	1535	15	655	974	465	8456	103.1	- 1.5
MIL	3097-6817	.454	765-2171	.352	1506-1961	.768	942-2583	3525	2013	1600	6	679	1269	462	8465	103.2	- 4.2
ORL	3150-6850	.460	732-2041	.359	1470-1971	.746	832-2800	3632	1899	1497	8	620	1240	448	8502	103.7	- 1.6
GSW	3188-7330	.435	640-1928	.332	1523-2013	.757	937-2662	3599	1823	1627	7	710	1185	336	8539	104.1	+10.8
POR	3146-6945	.453	700-1888	.371	1562-2129	.734	867-2716	3583	1770	1597	4	630	1088	424	8554	104.3	+0.8
WAS	3170-6868	.462	737-1987	.371	1498-1947	.769	773-2858	3631	1846	1651	6	661	1325	356	8575	104.6	- 0.5
DEN	3182-6904	.461	754-2034	.371	1491-1958	.761	799-2700	3499	1924	1712	8	660	1122	517	8609	105.0	-3.1
MIN	3276-6962	.471	742-2089	.355	1394-1842	.757	877-2558	3435	1857	1768	12	638	1220	427	8688	106.0	-3.5
BKN	3345-6984	.479	775-2100	.369	1227-1608	.763	840-2719	3559	2006	1510	4	720	1162	430	8692	106.0	-7.4
HOU	3200-6977	.459	796-2206	.361	1525-2018	.756	970-2690	3660	2015	1847	11	734	1361	404	8721	106.4	+0.2
NOP	3218-6877	.468	754-2043	.369	1544-1972	.783	730-2912	3642	1899	1630	6	602	1127	423	8734	106.5	- 3.8
LAL	3323-7023	.473	700-2016	.347	1420-1942	.731	897-2915	3812	2022	1573	5	617	1037	458	8766	106.9	- 9.6
PHO	3208-6870	.467	770-2041	.377	1631-2177	.749	813-2770	3583	1836	1770	3	782	1224	449	8818	107.5	- 6.7
PHI	3253-7005	.464	638-1776	.359	1683-2141	.786	913-2987	3900	1919	1571	9	711	1241	466	8827	107.6	- 10.2
SAC	3327-7194	.462	839-2293	.366	1450-1902	.762	926-2765	3691	1986	1800	10	722	1308	437	8943	109.1	- 2.5

TEAM COMPARISONS

	POINTS PER GAME		FIELD GOAL PERCENTAGE		TURNOVERS PER GAME		REBOUND PERCENTAGES			BELOW 100 PTS.		OVERTIME GAMES		DECIDED 3 PTS. OR LESS		DECIDED 10 PTS. OR MORE	
TEAM	OWN	OPP	OWN	OPP	OWN	OPP	OFF	DEF	TOT	OWN	OPP	W	L	W	L	W	L
ATL	102.8	99.2	.458	*.432	15.0	16.1	.191	.746	.469	34	42	0	5	5	7	29	17
BOS	105.7	102.5	.439	.441	13.7	16.4	.251	.746	.498	22	36	1	2	5	7	26	13
BKN	98.6	106.0	.453	.479	14.8	14.2	.241	.757	.499	44	16	1	2	7	4	6	34
CHA	103.4	100.7	.439	.444	*12.5	13.4	.200	*.798	.499	34	41	5	0	6	5	25	17
CHI	101.6	103.1	.441	.441	13.9	11.9	.245	.749	.497	36	28	2	4	10	4	14	19
CLE	104.3	98.3	.460	.448	13.6	13.3	.251	.785	.518	28	41	3	3	4	7	32	8
DAL	102.3	102.6	.444	.451	12.8	13.9	.206	.762	.484	37	35	8	4	6	11	19	18
DEN	101.9	105.0	.442	.461	14.7	13.7	.258	.773	.516	28	27	2	4	10	5	11	21
DET	102.0	101.4	.439	.461	13.5	13.4	.270	.793	.531	37	38	4	1	6	5	21	20
GSW	*114.9	104.1	*.487	.435	15.2	14.5	.235	.760	.497	7	28	6	1	7	2	44	5
HOU	106.5	106.4	.452	.459	15.9	*16.6	.257	.728	.493	19	20	4	2	5	8	14	18
IND	102.2	100.5	.450	.440	14.9	15.8	.234	.760	.497	35	38	1	7	9	9	21	13
LAC	104.5	100.2	.465	.434	13.0	15.4	.201	.738	.470	24	43	5	1	8	4	28	15
LAL	97.3	106.9	.414	.473	13.7	12.6	.231	.747	.489	48	19	1	1	2	7	4	44
MEM	99.1	101.3	.440	.456	13.3	16.2	.253	.751	.502	38	39	3	3	8	3	15	23
MIA	100.0	98.4	.470	.442	14.1	12.9	.238	.778	.508	39	48	3	3	7	5	24	20
MIL	99.0	103.2	.467	.454	15.2	15.5	.249	.731	.490	46	27	4	0	6	4	12	27
MIN	102.4	106.0	.464	.471	15.0	14.9	.243	.747	.495	33	23	4	3	7	7	9	23
NOP	102.7	106.5	.448	.468	13.4	13.7	.212	.788	.500	37	22	1	3	5	5	11	23
NYK	98.4	101.1	.439	.443	13.4	11.3	.237	.758	.498	48	40	2	2	4	7	14	23
OKC	110.2	102.9	.476	.438	15.9	13.0	*.311	.760	*.535	16	34	3	2	8	6	33	5
ORL	102.1	103.7	.455	.460	14.1	15.1	.231	.765	.498	30	31	3	5	6	10	12	20
PHI	97.4	107.6	.431	.464	16.4	15.1	.206	.740	.473	46	22	0	4	0	6	5	41
PHO	100.9	107.5	.435	.467	17.2	14.9	.254	.771	.512	40	15	0	1	4	5Ka	10	32
POR	105.1	104.3	.450	.453	14.6	13.3	.259	.762	.511	23	27	2	3	2	7	23	21
SAC	106.6	109.1	.464	.462	16.2	16.0	.239	.749	.494	24	15	0	3	8	4	11	19
SAS	103.5	*92.9	.484	.436	13.1	14.8	.230	.791	.511	30	62	1	0	4	4	44	6
TOR	102.7	98.2	.451	.444	13.1	13.3	.246	.777	.512	25	50	3	1	6	6	28	10
UTA	97.7	95.9	.449	.446	14.9	14.0	.259	.777	.518	53	50	5	5	6	8	23	13
WAS	104.1	104.6	.460	.462	14.5	16.2	.206	.777	.491	28	32	0	2	7	6	22	22

2016 NBA DRAFT

FIRST ROUND

	TEAM	NAME	COLLEGE/PRIOR COUNTRY PLAYED
1.	Philadelphia	Ben Simmons	LSU
2.	LA Lakers	Brandon Ingram	Duke
3.	Boston	Jaylen Brown	California
4.	Phoenix	Dragan Bender	Maccabi Tel Aviv (Israel)
5.	Minnesota	Kris Dunn	Providence
6.	New Orleans	Buddy Hield	Oklahoma
7.	Denver	Jamal Murray	Kentucky
8.	Sacramento (traded to PHO)	Marquese Chriss	Washington
9.	Toronto	Jakob Poeltl	Utah
10.	Milwaukee	Thon Maker	Athlete Institute (Canada)
11.	Orlando (traded to OKC)	Domantas Sabonis	Gonzaga
12.	Utah (traded to ATL)	Taurean Prince	Baylor
13.	Phoenix (traded to SAC)	Georgios Papagiannis	Panathinaikos (Greece)
14.	Chicago	Denzel Valentine	Michigan State
15.	Denver	Juan Hernangomez	Estudiantes (Spain)
16.	Boston	Guerschon Yabusele	Rouen Metropole (France)
17.	Memphis	Wade Baldwin	Vanderbilt
18.	Detroit	Henry Ellenson	Marquette
19.	Denver	Malik Beasley	Floriday State
20.	Indiana (traded to BKN)	Chris LeVert	Michigan
21.	Atlanta	DeAndre' Bembry	St. Joseph's
22.	Charlotte (traded to SAC)	Malachi Richardson	Syracuse
23.	Boston	Ante Zizic	KK Cibona Zagreb (Croatia)
24.	Philadelphia	Timothy Luwawu	KK Mega Leks (Serbia)
25.	LA Clippers	Brice Johnson	North Carolina
26.	Philadelphia	Furkan Korkmaz	Anadolu Efes (Turkey)
27.	Toronto	Pascal Siakam	New Mexico State
28.	Phoenix (traded to SAC)	Skal Labissiere	Kentucky
29.	San Antonio	Dejounte Murray	Washington
30.	Golden State	Damian Jones	Vanderbilt

SECOND ROUND

	TEAM	NAME	COLLEGE/PRIOR COUNTRY PLAYED
31.	Boston (traded to MEM)	Deyonta Davis	Michigan State
32.	LA Lakers	Ivica Zubac	KK Mega Leks (Serbia)
33.	LA Clippers (traded to NOP)	Cheick Diallo	Kansas
34.	Phoenix	Tyler Ulis	Kentucky
35.	Boston (traded to MEM)	Rade Zagorac	KK Mega Leks (Serbia)
36.	Milwaukee	Malcolm Brogdon	Virginia
37.	Houston	Chinanu Onuaku	Louisville
38.	Milwaukee (traded to GSW)	Patrick McCaw	UNLV
39.	New Orleans (traded to LAC)	David Michineau	Chalon (France)
40.	New Orleans (traded to LAC)	Diamond Stone	Maryland
41.	Orlando	Stephen Zimmerman	UNLV
42.	Utah (traded to BKN)	Isaiah Whitehead	Seton Hall
43.	Houston	Zhou Qi	Xinjiang Flying Tigers (China)
44.	Atlanta	Isaia Cordinier	Denain ASC Voltaire (France)
45.	Boston	Demetrius Jackson	Notre Dame
46.	Dallas	A.J. Hammons	Purdue
47.	Orlando (traded to POR)	Jake Layman	Maryland
48.	Chicago	Paul Zipser	FC Bayern Munich (Germany)
49.	Detroit	Michael Gbinije	Syracuse
50.	Indiana	Georges Niang	Iowa State
51.	Boston	Ben Bentil	Providence
52.	Utah	Joel Bolomboy	Weber St.
53.	Denver	Petr Cornelie	Le Mans S.B. (France)
54.	Atlanta (traded to CLE)	Kay Felder	Oakland
55.	Brooklyn (traded to UTA)	Marcus Paige	North Carolina
56.	Denver (traded to OKC)	Daniel Hamilton	Connecticut
57.	Memphis	Wang Zhelin	Fujian (China)
58.	Boston	Abdel Nader	Iowa State
59.	Sacramento	Isaiah Cousins	Oklahoma
60.	Utah	Tyrone Wallace	California

PAST NBA CHAMPIONS

Season	Champions	Eastern	W-L	Western	W-L
46-47	Philadelphia	Washington	49-11	Chicago	39-22
47-48	Baltimore	Philadelphia	27-21	St. Louis	29-19
48-49	Minneapolis	Washington	38-22	Rochester	45-15

Season	Champions	Eastern	W-L	Western	W-L	Central	W-L
49-50	Minneapolis	Syracuse	51-13	Indianapolis	39-25	Minneapolis	51-17
						Rochester	51-17

Season	Champions	Eastern	W-L	Western	W-L
50-51	Rochester	Philadelphia	40-26	Minneapolis	44-24
51-52	Minneapolis	Syracuse	40-26	Rochester	41-25
52-53	Minneapolis	N.Y. Knicks	47-23	Minneapolis	48-22
53-54	Minneapolis	N.Y. Knicks	44-28	Minneapolis	46-26
54-55	Syracuse	Syracuse	43-29	Fort Wayne	43-29
55-56	Philadelphia	Philadelphia	45-27	Fort Wayne	37-35
56-57	Boston	Boston	44-28	St. Louis	34-38
				Minneapolis	34-38
				Fort Wayne	34-38
57-58	St. Louis	Boston	49-23	St. Louis	41-31
58-59	Boston	Boston	52-20	St. Louis	49-23
59-60	Boston	Boston	59-19	St. Louis	46-29
60-61	Boston	Boston	57-20	St. Louis	51-28
61-62	Boston	Boston	60-02	Los Angeles	54-26
62-63	Boston	Boston	58-22	Los Angeles	53-27
63-64	Boston	Boston	59-21	San Francisco	48-32
64-65	Boston	Boston	62-18	Los Angeles	49-31
65-66	Boston	Philadelphia	55-25	Los Angeles	45-35
66-67	Philadelphia	Philadelphia	68-13	San Francisco	44-37
67-68	Boston	Philadelphia	62-20	St. Louis	56-26
68-69	Boston	Baltimore	57-25	Los Angeles	55-27
69-70	N.Y. Knicks	N.Y.Knicks	60-22	Atlanta	48-34

Season	Champions	Atlantic	W-L	Central	W-L	Midwest	W-L	Pacific	W-L
70-71	Milwaukee	N.Y. Knicks	52-30	Baltimore	42-40	Milwaukee	66-16	Los Angeles	48-34
71-72	L.A. Lakers	Boston	56-26	Baltimore	38-44	Milwaukee	63-19	Los Angeles	69-13
72-73	N.Y. Knicks	Boston	68-14	Baltimore	52-20	Milwaukee	60-20	Los Angeles	60-22
73-74	Boston	Boston	56-26	Capital	47-35	Milwaukee	59-23	Los Angeles	47-35
74-75	Golden State	Boston	60-22	Washington	60-22	Chicago	47-35	Golden State	48-34
75-76	Boston	Boston	54-28	Cleveland	49-33	Milwaukee	38-44	Golden State	59-23
76-77	Portland	Philadelphia	50-32	Houston	49-33	Denver	50-32	Los Angeles	53-29
77-78	Washington	Philadelphia	55-27	San Antonio	52-30	Denver	48-34	Portland	53-24
78-79	Seattle	Washington	54-28	San Antonio	48-34	Kansas City	48-34	Seattle	53-30
79-80	L.A. Lakers	Boston	61-21	Atlanta	50-32	Milwaukee	49-33	Los Angeles	60-22
80-81	Boston	Boston	62-20	Milwaukee	60-22	San Antonio	50-32	Phoenix	57-25
81-82	L.A. Lakers	Boston	63-19	Milwaukee	55-27	San Antonio	48-34	Los Angeles	57-25
82-83	Philadelphia	Philadelphia	65-17	Milwaukee	51-31	San Antonio	53-29	Los Angeles	58-24
83-84	Boston	Boston	62-20	Milwaukee	50-32	Utah	45-37	Los Angeles	54-28
84-85	L.A. Lakers	Boston	63-19	Milwaukee	59-23	Denver	52-30	L.A. Lakers	62-20
85-86	Boston	Boston	67-15	Milwaukee	57-25	Houston	51-31	L.A. Lakers	62-20
86-87	L.A. Lakers	Boston	59-23	Atlanta	57-25	Dallas	55-27	L.A. Lakers	65-17
87-88	L.A. Lakers	Boston	57-25	Detroit	54-28	Denver	54-28	L.A. Lakers	62-20
88-89	Detroit	N.Y. Knicks	52-30	Detroit	63-19	Utah	51-31	L.A. Lakers	57-25
89-90	Detroit	Philadelphia	53-29	Detroit	59-23	San Antonio	56-26	L.A. Lakers	63-19
90-91	Chicago	Boston	56-26	Chicago	61-21	San Antonio	55-27	Portland	63-19
91-92	Chicago	Boston	51-31	Chicago	67-15	Utah	55-27	Portland	57-25
92-93	Chicago	N.Y. Knicks	60-22	Chicago	57-25	Houston	55-27	Phoenix	62-20
93-94	Houston	N.Y. Knicks	57-25	Atlanta	57-25	Houston	58-24	Seattle	63-19
94-95	Houston	Orlando	57-25	Indiana	52-30	San Antonio	62-20	Phoenix	59-23
95-96	Chicago	Orlando	60-22	Chicago	72-10	San Antonio	59-23	Seattle	64-18
96-97	Chicago	Miami	61-21	Chicago	69-13	Utah	64-18	Seattle	57-25
97-98	Chicago	Miami	55-27	Chicago	62-20	Utah	62-20	Seattle	61-21
98-99	San Antonio	New York	27-23	Indiana	33-17	San Antonio	37-13	Portland	35-15
99-00	L.A. Lakers	Miami	52-30	Indiana	56-26	Utah	55-27	L.A. Lakers	67-15
00-01	L.A. Lakers	Philadelphia	56-26	Milwaukee	52-30	San Antonio	58-24	L.A. Lakers	56-26
01-02	L.A. Lakers	New Jersey	52-30	Detroit	50-32	San Antonio	58-24	Sacramento	61-21
02-03	San Antonio	New Jersey	49-33	Detroit	50-32	San Antonio	60-22	Sacramento	59-23
03-04	Detroit	New Jersey	47-35	Indiana	61-21	Minnesota	58-24	L.A. Lakers	56-26

Season	Champions	Atlantic	Central	Southeast	Southwest	Northwest	Pacific
04-05	San Antonio	Boston (45-37)	Detroit (54-28)	Miami (59-23)	S. Antonio (59-23)	Seattle (52-30)	Phoenix (62-20)
05-06	Miami	New Jersey (49-33)	Detroit (64-18)	Miami (52-30)	S. Antonio (63-19)	Denver (44-38)	Phoenix (54-28)
06-07	San Antonio	Toronto (47-35)	Detroit (53-29)	Miami (44-38)	Dallas (67-15)	Utah (51-31)	Phoenix (61-21)
07-08	Boston	Boston (66-16)	Detroit (59-23)	Orlando (52-30)	N. Orleans (56-26)	Utah (54-28)	LA Lakers (57-25)
08-09	LA Lakers	Boston (62-20)	Cleveland (66-16)	Orlando (59-23)	San Antonio (54-28)	Denver (54-28)	LA Lakers (65-17)
09-10	LA Lakers	Boston (50-32)	Cleveland (61-21)	Orlando (59-23)	Dallas (55-27)	Denver (53-29)	LA Lakers (57-25)
10-11	Dallas	Boston (56-26)	Chicago (62-20)	Miami (58-24)	San Antonio (61-21)	Oklahoma City (55-27)	LA Lakers (57-25)
11-12	Miami	Boston (39-27)	Chicago (50-16)	Miami (46-20)	San Antonio (50-16)	Oklahoma City (47-19)	LA Lakers (41-25)
12-13	Miami	New York (54-28)	Indiana (49-32)	Miami (66-16)	San Antonio (58-24)	Oklahoma City (60-22)	LA Clippers (56-26)
13-14	San Antonio	Toronto (48-34)	Indiana (56-26)	Miami (54-28)	San Antonio (62-20)	Oklahoma City (59-23)	LA Clippers (57-25)
14-15	Golden State	Toronto (49-33)	Cleveland (53-29)	Atlanta (60-22)	Houston (56-26)	Portland (51-31)	Golden State (67-15)
15-16	Cleveland	Toronto (56-26)	Cleveland (57-25)	Miami (48-34)	San Antonio (67-15)	Oklahoma City (55-27)	Golden State (73-9)

PAST ABA CHAMPIONS

Season	Champions	Eastern	W-L	Western	W-L
67-68	Pittsburgh	Pittsburgh	54-24	New Orleans	48-30
68-69	Oakland	Indiana	44-34	Oakland	60-18
69-70	Indiana	Indiana	59-25	Denver	51-33
70-71	Utah	Virginia	55-29	Indiana	58-26
71-72	Indiana	Kentucky	68-16	Utah	60-24
72-73	Indiana	Carolina	57-27	Utah	55-29
73-74	N.Y. Nets	N.Y. Nets	55-29	Utah	51-33
74-75	Kentucky	Kentucky	58-26	Denver	65-19

Season	Champions
75-76	N.Y. Nets

Overall	W-L
Denver	60-24

ALL-TIME NBA AWARD WINNERS

ROOKIE OF THE YEAR

Season	Player	Team
1952-53	Don Meineke	Fort Wayne
1953-54	Ray Felix	Baltimore
1954-55	Bob Pettit	Milwaukee
1955-56	Maurice Stokes	Rochester
1956-57	Tom Heinsohn	Boston
1957-58	Woody Sauldsberry	Philadelphia
1958-59	Elgin Baylor	Minneapolis
1959-60	Wilt Chamberlain	Philadelphia
1960-61	Oscar Robertson	Cincinnati
1961-62	Walt Bellamy	Chicago
1962-63	Terry Dischingher	Chicago
1963-64	Jerry Lucas	Cincinnati
1964-65	Willis Reed	New York
1965-66	Rick Barry	San Francisco
1966-67	Dave Bing	Detroit
1967-68	Earl Monroe	Baltimore
1968-69	Wes Unseld	Baltimore
1969-70	Kareem Abdul-Jabbar	Milwaukee
1970-71	Geoff Petrie	Portland
	Dave Cowens	Boston
1971-72	Sidney Wicks	Portland
1972-73	Bob McAdoo	Buffalo
1973-74	Ernie DiGregorio	Buffalo
1974-75	Keith Wilkes	Golden State
1975-76	Alvan Adams	Phoenix
1976-77	Adrian Dantley	Buffalo
1977-78	Walter Davis	Phoenix
1978-79	Phil Ford	Kansas City
1979-80	Larry Bird	Boston
1980-81	Darrell Griffith	Utah
1981-82	Buck Williams	New Jersey
1982-83	Terry Cummings	San Diego
1983-84	Ralph Sampson	Houston
1984-85	Michael Jordan	Chicago
1985-86	Patrick Ewing	New York
1986-87	Chuck Person	Indiana
1987-88	Mark Jackson	New York
1988-89	Mitch Richmond	Golden State
1989-90	David Robinson	San Antonio
1990-91	Derrick Coleman	New Jersey
1991-92	Larry Johnson	Charlotte
1992-93	Shaquille O'Neal	Orlando
1993-94	Chris Webber	Golden State
1994-95	Grant Hill	Detroit
	Jason Kidd	Dallas
1995-96	Damon Stoudamire	Toronto
1996-97	Allen Iverson	Philadelphia
1997-98	Tim Duncan	San Antonio
1998-99	Vince Carter	Toronto
1999-00	Elton Brand	Chicago
	Steve Francis	Houston
2000-01	Mike Miller	Orlando
2001-02	Pau Gasol	Memphis
2002-03	Amare Stoudemire	Phoenix
2003-04	LeBron James	Cleveland
2004-05	Emeka Okafor	Charlotte
2005-06	Chris Paul	New Orleans/Oklahoma City
2006-07	Brandon Roy	Portland
2007-08	Kevin Durant	Seattle
2008-09	Derrick Rose	Chicago
2009-10	Tyreke Evans	Sacramento
2010-11	Blake Griffin	LA Clippers
2011-12	Kyrie Irving	Cleveland
2012-13	Damian Lillard	Portland
2013-14	Michael Carter-Williams	Philadelphia
2014-15	Andrew Wiggins	Minnesota
2015-16	Karl-Anthony Towns	Minnesota

MOST VALUABLE PLAYER

Season	Player	Team
1955-56	Bob Pettit	St. Louis
1956-57	Bob Cousy	Boston
1957-58	Bill Russell	Boston
1958-59	Bob Pettit	St. Louis
1959-60	Wilt Chamberlain	Philadelphia
1960-61	Bill Russell	Boston
1961-62	Bill Russell	Boston
1962-63	Bill Russell	Boston
1963-64	Oscar Robertson	Cincinnati
1964-65	Bill Russell	Boston
1965-66	Wilt Chamberlain	Philadelphia
1966-67	Wilt Chamberlain	Philadelphia
1967-68	Wilt Chamberlain	Philadelphia
1968-69	Wes Unseld	Baltimore
1969-70	Willis Reed	New York
1970-71	Kareem Abdul-Jabbar	Milwaukee
1971-72	Kareem Abdul-Jabbar	Milwaukee
1972-73	Dave Cowens	Boston
1973-74	Kareem Abdul-Jabbar	Milwaukee
1974-75	Bob McAdoo	Buffalo
1975-76	Kareem Abdul-Jabbar	L.A. Lakers
1976-77	Kareem Abdul-Jabbar	L.A. Lakers
1977-78	Bill Walton	Portland
1978-79	Moses Malone	Houston
1979-80	Kareem Abdul-Jabbar	L.A. Lakers
1980-81	Julius Erving	Philadelphia
1981-82	Moses Malone	Houston
1982-83	Moses Malone	Philadelphia
1983-84	Larry Bird	Boston
1984-85	Larry Bird	Boston
1985-86	Larry Bird	Boston
1986-87	Earvin Johnson	L.A. Lakers
1987-88	Michael Jordan	Chicago
1988-89	Earvin Johnson	L.A. Lakers
1989-90	Earvin Johnson	L.A. Lakers
1990-91	Michael Jordan	Chicago
1991-92	Michael Jordan	Chicago
1992-93	Charles Barkley	Phoenix
1993-94	Hakeem Olajuwon	Houston
1994-95	David Robinson	San Antonio
1995-96	Michael Jordan	Chicago
1996-97	Karl Malone	Utah
1997-98	Michael Jordan	Chicago
1998-99	Karl Malone	Utah
1999-00	Shaquille O'Neal	L.A. Lakers
2000-01	Allen Iverson	Philadelphia
2001-02	Tim Duncan	San Antonio
2002-03	Tim Duncan	San Antonio
2003-04	Kevin Garnett	Minnesota
2004-05	Steve Nash	Phoenix
2005-06	Steve Nash	Phoenix
2006-07	Dirk Nowitzki	Dallas
2007-08	Kobe Bryant	LA Lakers
2008-09	LeBron James	Cleveland
2009-10	LeBron James	Cleveland
2010-11	Derrick Rose	Chicago
2011-12	LeBron James	Miami
2012-13	LeBron James	Miami
2013-14	Kevin Durant	Oklahoma City
2014-15	Stephen Curry	Golden State
2015-16	Stephen Curry	Golden State

COACH OF THE YEAR

Season	Player	Team
1962-63	Harry Gallatin	St. Louis
1963-64	Alex Hannum	San Francisco
1964-65	Red Auerbach	Boston
1965-66	Dolph Schayes	Philadelphia
1966-67	Johnny Kerr	Chicago
1967-68	Richie Guerin	St. Louis
1968-69	Gene Shue	Baltimore
1969-70	Red Holzman	New York
1970-71	Dick Motta	Chicago
1971-72	Bill Sharman	L.A. Lakers
1972-73	Tom Heinsohn	Boston
1973-74	Ray Scott	Detroit
1974-75	Phil Johnson	Kansas City
1975-76	Bill Fitch	Cleveland
1976-77	Tom Nissalke	Houston
1977-78	Hubie Brown	Atlanta
1978-79	Cotton Fitzsimmons	Kansas City
1979-80	Bill Fitch	Boston
1980-81	Jack McKinney	Indiana
1981-82	Gene Shue	Washington
1982-83	Don Nelson	Milwaukee
1983-84	Frank Layden	Utah
1984-85	Don Nelson	Milwaukee
1985-86	Mike Fratello	Atlanta
1986-87	Mike Schuler	Portland
1987-88	Doug Moe	Denver
1988-89	Cotton Fitzsimmons	Phoenix
1989-90	Pat Riley	LA Lakers
1990-91	Don Chaney	Houston
1991-92	Don Nelson	Golden State
1992-93	Pat Riley	New York
1993-94	Lenny Wilkens	Atlanta
1994-95	Del Harris	LA Lakers
1995-96	Phil Jackson	Chicago
1996-97	Pat Riley	Miami
1997-98	Larry Bird	Indiana
1998-99	Mike Dunleavy	Portland
1999-00	Doc Rivers	Orlando
2000-01	Larry Brown	Philadelphia
2001-02	Rick Carlisle	Detroit
2002-03	Gregg Popovich	San Antonio
2003-04	Hubie Brown	Memphis
2004-05	Mike D'Antoni	Phoenix
2005-06	Avery Johnson	Dallas
2006-07	Sam Mitchell	Toronto
2007-08	Byron Scott	New Orleans
2008-09	Mike Brown	Cleveland
2009-10	Scott Brooks	Oklahoma City
2010-11	Tom Thibodeau	Chicago
2011-12	Gregg Popovich	San Antonio
2012-13	George Karl	Denver
2013-14	Gregg Popovich	San Antonio
2014-15	Mike Budenholzer	Atlanta
2015-16	Steve Kerr	Golden State

ALL-TIME NBA LEADERS

SCORING

Season	Player, Team	PPG
1946-47	Joe Fulks, Philadelphia	23.2
1947-48	Max Zaslofsky, Chicago	21.0
1948-49	George Mikan, Minneapolis	28.3
1949-50	George Mikan, Minneapolis	27.4
1950-51	George Mikan, Minneapolis	28.4
1951-52	Paul Arizin, Philadelphia	25.4
1952-53	Neil Johnston, Philadelphia.	22.3
1953-54	Neil Johnston, Philadelphia	24.4
1954-55	Neil Johnston, Philadelphia	22.7
1955-56	Bob Pettit, St. Louis	25.7
1956-57	Paul Arizin, Philadelphia	25.6
1957-58	George Yardley, Fort Wayne	27.8
1958-59	Bob Pettit, St. Louis	29.2
1959-60	Wilt Chamberlain, Philadelphia	37.6
1960-61	Wilt Chamberlain, Philadelphia	38.4
1961-62	Wilt Chamberlain, Philadelphia	50.4
1962-63	Wilt Chamberlain, San Francisco	44.8
1963-64	Wilt Chamberlain, San Francisco	36.9
1964-65	Wilt Chamberlain, San Fran. - Phil.	34.7
1965-66	Wilt Chamberlain, Philadelphia	33.5
1966-67	Rick Barry, San Francisco	35.6
1967-68	Dave Bing, Detroit	27.1
1968-69	Elvin Hayes, San Diego	28.4
1969-70	Jerry West, L.A. Lakers	31.2
1970-71	K. Abdul-Jabbar, Milwaukee	31.7
1971-72	K. Abdul-Jabbar, Milwaukee	34.8
1972-73	Nate Archibald, Kansas City - Omaha	34.0
1973-74	Bob McAdoo, Buffalo	30.6
1974-75	Bob McAdoo, Buffalo	34.5
1975-76	Bob McAdoo, Buffalo	31.1
1976-77	Pete Maravich, New Orleans	31.1
1977-78	George Gervin, San Antonio	27.21
1978-79	George Gervin, San Antonio	29.6
1979-80	George Gervin, San Antonio	33.1
1980-81	Adrian Dantley, Utah	30.7
1981-82	George Gervin, San Antonio	32.3
1982-83	Alex English, Denver	28.4
1983-84	Adrian Dantley, Utah	30.6
1984-85	Bernard King, New York	32.9
1985-86	Dominique Wilkins, Atlanta	30.3
1986-87	Michael Jordan, Chicago	37.1
1987-88	Michael Jordan, Chicago	35.0
1988-89	Michael Jordan, Chicago	32.5
1989-90	Michael Jordan, Chicago	33.6
1990-91	Michael Jordan, Chicago	31.5
1991-92	Michael Jordan, Chicago	30.1
1992-93	Michael Jordan, Chicago	32.6
1993-94	David Robinson, San Antonio	29.8
1994-95	Shaquille O'Neal, Orlando	29.3
1995-96	Michael Jordan, Chicago	30.4
1996-97	Michael Jordan, Chicago	29.6
1997-98	Michael Jordan, Chicago	28.7
1998-99	Allen Iverson, Philadelphia	26.8
1999-00	Shaquille O'Neal, Los Angeles	29.7
2000-01	Allen Iverson, Philadelphia	31.1
2001-02	Allen Iverson, Philadelphia	31.4
2002-03	Tracy McGrady, Orlando	32.1
2003-04	Tracy McGrady, Orlando	28.0
2004-05	Allen Iverson, Philadelphia	30.7
2005-06	Kobe Bryant, LA Lakers	35.4
2006-07	Kobe Bryant, LA Lakers	31.6
2007-08	LeBron James, Cleveland	30.0
2008-09	Dwyane Wade, Miami	30.2
2009-10	Kevin Durant, Oklahoma City	30.1
2010-11	Kevin Durant, Oklahoma City	27.7
2011-12	Kevin Durant, Oklahoma City	28.0
2012-13	Carmelo Anthony, New York	28.7
2013-14	Kevin Durant, Oklahoma City	32.0
2014-15	Russell Westbrook, Oklahoma City	28.1
2015-16	Stephen Curry, Golden State	30.1

REBOUNDING

Season	Player, Team	RPG
1950-51	Dolph Schayes, Syracuse	16.4
1951-52	Larry Foust, Fort Wayne	13.3
	Mel Hutchins, Milwaukee	13.3
1952-53	George Mikan, Minneapolis	14.4
1953-54	Harry Gallatin, New York	15.3
1954-55	Neil Johnston, Philadelphia	15.1
1955-56	Bob Pettit, St. Louis	16.2
1956-57	Maurice Stokes, Rochester	17.4
1957-58	Bill Russell, Boston	22.7
1958-59	Bill Russell, Boston	23.0
1959-60	Wilt Chamberlain, Philadelphia	27.0
1960-61	Wilt Chamberlain, Philadelphia	27.2
1961-62	Wilt Chamberlain, Philadelphia	25.7
1962-63	Wilt Chamberlain, San Francisco	24.3
1963-64	Bill Russell, Boston	24.7
1964-65	Bill Russell, Boston	24.1
1965-66	Wilt Chamberlain, Philadelphia	24.6
1966-67	Wilt Chamberlain, Philadelphia	24.2
1967-68	Wilt Chamberlain, Philadelphia	23.8
1968-69	Wilt Chamberlain, L.A. Lakers	21.1
1969-70	Elvin Hayes, San Diego	16.9
1970-71	Wilt Chamberlain, L.A. Lakers	18.2
1971-72	Wilt Chamberlain, L.A. Lakers	19.2
1972-73	Wilt Chamberlain, L.A. Lakers	18.6
1973-74	Elvin Hayes, Capital	18.1
1974-75	Wes Unseld, Washington	14.8
1975-76	K. Abdul-Jabbar, L.A. Lakers	16.9
1976-77	Bill Walton, Portland	14.4
1977-78	Leonard Robinson, New Orleans	15.7
1978-79	Moses Malone, Houston	17.6
1979-80	Swen Nater, San Diego	15.0
1980-81	Moses Malone, Houston	14.8
1981-82	Moses Malone, Houston	14.7
1982-83	Moses Malone, Philadelphia	15.3
1983-84	Moses Malone, Philadelphia	13.4
1984-85	Moses Malone, Philadelphia	13.1
1985-86	Bill Laimbeer, Detroit	13.1
1986-87	Charles Barkley, Philadelphia	14.6
1987-88	Michael Cage, L.A. Clippers	13.03
1988-89	Akeem Olajuwon, Houston	13.5
1989-90	Akeem Olajuwon, Houston	14.0
1990-91	David Robinson, San Antonio	13.0
1991-92	Dennis Rodman, Detroit	18.7
1992-93	Dennis Rodman, Detroit	18.3
1993-94	Dennis Rodman, San Antonio	17.3
1994-95	Dennis Rodman, San Antonio	16.8
1995-96	Dennis Rodman, Chicago	14.9
1996-97	Dennis Rodman, Chicago	16.1
1997-98	Dennis Rodman, Chicago	15.0
1998-99	Chris Webber, Sacramento	13.0
1999-00	Dikembe Mutombo, Atlanta	14.1
2000-01	Dikembe Mutombo, Philadelphia	13.5
2001-02	Ben Wallace, Detroit	13.0
2002-03	Ben Wallace, Detroit	15.4
2003-04	Kevin Garnett, Minnesota	13.9
2004-05	Kevin Garnett, Minnesota	13.5
2005-06	Kevin Garnett, Minnesota	12.7
2006-07	Kevin Garnett, Minnesota	.12.8
2007-08	Dwight Howard, Orlando	14.2
2008-09	Dwight Howard, Orlando	13.8
2009-10	Dwight Howard, Orlando	13.2
2010-11	Kevin Love, Minnesota	15.2
2011-12	Dwight Howard, Orlando	14.5
2012-13	Dwight Howard, LA Lakers	12.4
2013-14	DeAndre Jordan, LA Clippers	13.6
2014-15	DeAndre Jordan, LA Clippers	15.0
2015-16	Andre Drummond	14.8

ASSISTS

Season	Player, Team	APG
1946-47	Ernie Calverly, Providence	3.4
1947-48	Howie Dallmar, Philadelphia	2.5
1948-49	Bob Davies, Rochester	5.4
1949-50	Dick McGuire, New York	5.7
1950-51	Andy Phillip, Philadelphia	6.3
1951-52	Andy Phillip, Philadelphia	8.2
1952-53	Bob Cousy, Boston	7.7
1953-54	Bob Cousy, Boston	7.2
1954-55	Bob Cousy, Boston	7.9
1955-56	Bob Cousy, Boston	8.9
1956-57	Bob Cousy, Boston	7.5
1957-58	Bob Cousy, Boston	7.1
1958-59	Bob Cousy, Boston	8.6
1959-60	Bob Cousy, Boston	9.5
1960-61	Oscar Robertson, Cincinnati	9.7
1961-62	Oscar Robertson, Cincinnati	11.4
1962-63	Guy Rodgers, San Francisco	10.4
1963-64	Oscar Robertson, Cincinnati	11.0
1964-65	Oscar Robertson, Cincinnati	11.5
1965-66	Oscar Robertson, Cincinnati	11.1
1966-67	Guy Rodgers, Chicago	11.2
1967-68	Wilt Chamberlain, Philadelphia.	8.6
1968-69	Oscar Robertson, Cincinnati	9.8
1969-70	Lenny Wilkens, Seattle	9.1

ALL-TIME NBA LEADERS, CONTINUED

ASSISTS, CONT.

Season	Player, Team	APG
1970-71	Norm Van Lier, Cincinnati	10.2
1971-72	Jerry West, L.A. Lakers	9.7
1972-73	Nate Archibald, Kansas City - Omaha	11.4
1973-74	Ernie DiGregorio, Buffalo	8.2
1974-75	Kevin Porter, Washington	8.0
1975-76	Donald Watts, Seattle	8.1
1976-77	Don Buse, Indiana	8.5
1977-78	Kevin Porter, New Jersey	10.2
1978-79	Kevin Porter, Detroit	13.4
1979-80	Mike Richardson, New York	10.2
1980-81	Kevin Porter, Washington	9.1
1981-82	Johnny Moore, San Antonio	9.7
1982-83	Earvin Johnson, L.A. Lakers	10.5
1983-84	Earvin Johnson, L.A. Lakers	13.1
1984-85	Isiah Thomas, Detroit	13.9
1985-86	Earvin Johnson, L.A. Lakers	12.6
1986-87	Earvin Johnson, L.A. Lakers	12.2
1987-88	John Stockton, Utah	13.8
1988-89	John Stockton, Utah	13.6
1989-90	John Stockton, Utah	14.5
1990-91	John Stockton, Utah	14.2
1991-92	John Stockton, Utah	13.7
1992-93	John Stockton, Utah	12.0
1993-94	John Stockton, Utah	12.6
1994-95	John Stockton, Utah	12.3
1995-96	John Stockton, Utah	11.2
1996-97	Mark Jackson, Denver - Indiana	11.4
1997-98	Rod Strickland, Washington	10.5
1998-99	Jason Kidd, Phoenix	10.8
1999-00	Jason Kidd, Phoenix	10.1
2000-01	Jason Kidd, Phoenix	9.8
2001-02	Andre MIller, Cleveland	10.9
2002-03	Jason Kidd, New Jersey	8.9
2003-04	Jason Kidd, New Jersey	9.2
2004-05	Steve Nash, Phoenix	11.5
2005-06	Steve Nash, Phoenix	10.5
2006-07	Steve Nash, Phoenix	11.6
2007-08	Chris Paul, New Orleans	11.6
2008-09	Chris Paul, New Orleans	11.0
2009-10	Steve Nash, Phoenix	11.0
2010-11	Steve Nash, Phoenix	11.4
2011-12	Rajon Rondo, Boston	11.7
2012-13	Rajon Rondo, Boston	11.1
2013-14	Chris Paul, LA Clippers	10.7
2014-15	Chris Paul, LA Clippers	10.2
2015-16	Rajon Rondo, Sacramento	11.7

FIELD GOAL PERCENTAGE

Season	Player, Team	Pct.
1946-47	Bob Feerick, Washington	.401
1947-48	Bob Feerick, Washington	.340
1948-49	Arnie Risen, Rochester	.423
1949-50	Alex Groza, Indiana	.478
1950-51	Alex Groza, Indiana	.470
1951-52	Paul Arizin, Philadelphia	.448
1952-53	Neil Johnston, Philadelphia	.452
1953-54	Ed McCauley, Boston	.486
1954-55	Larry Faust, Fort Wayne	.487
1955-56	Neil Johnston, Philadelphia	.457
1956-57	Neil Johnston, Philadelphia	.447
1957-58	Jack Twyman, Cincinnati	.452
1958-59	Ken Sears, New York	.490
1959-60	Ken Sears, New York	.477
1960-61	Wilt Chamberlain, Philadelphia	.505
1961-62	Walt Bellamy, Chicago	.513
1962-63	Wilt Chamberlain, San Francisco	.528
1963-64	Jerry Lucas, Cincinnati	.527
1964-65	Wilt Chamberlain, San Fran. - Phil.	.510
1965-66	Wilt Chamberlain, Philadelphia	.540
1966-67	Wilt Chamberlain, Philadelphia	.683
1967-68	Wilt Chamberlain, Philadelphia	.595
1968-69	Wilt Chamberlain, L.A. Lakers	.583
1969-70	John Green, Cincinnati	.559
1970-71	John Green, Cincinnati	.587
1971-72	Wilt Chamberlain, L.A. Lakers	.649
1972-73	Wilt Chamberlain, L.A. Lakers	.727
1973-74	Bob McAdoo, Buffalo	.547
1974-75	Don Nelson, Boston	.539
1975-76	Wes Unseld, Washington	.560
1976-77	K. Abdul-Jabbar, L.A. Lakers	.579
1977-78	Bobby Jones, Denver	.578
1978-79	Cedric Maxwell, Boston	.584
1979-80	Cedric Maxwell, Boston	.609
1980-81	Artis Gilmore, Chicago	.670
1981-82	Artis Gilmore, Chicago	.652
1982-83	Artis Gilmore, San Antonio	.626
1983-84	Artis Gilmore, San Antonio	.631
1984-85	James Donaldson, L.A. Clippers	.637
1985-86	Steve Johnson, San Antonio	.632
1986-87	Kevin McHale, Boston	.604
1987-88	Kevin McHale, Boston	.604
1988-89	Dennis Rodman, Detroit	.595
1989-90	Mark West, Phoenix	.625
1990-91	Buck Williams, Portland	.602
1991-92	Buck Williams, Portland	.604
1992-93	Cedric Ceballos, Phoenix	.576
1993-94	Shaquille O'Neal, Orlando	.599
1994-95	Chris Gatling, Golden State	.633
1995-96	Gheorghe Muresan, Washington	.584
1996-97	Gheorghe Muresan, Washington	.604
1997-98	Shaquille O'Neal, Los Angeles	.584
1998-99	Shaquille O'Neal, Los Angeles	.576
1999-00	Shaquille O'Neal, Los Angeles	.574
2000-01	Shaquille O'Neal, Los Angeles	.572
2001-02	Shaquille O'Neal, Los Angeles	.579
2002-03	Eddy Curry, Chicago	.585
2003-04	Shaquille O'Neal, Los Angeles	.584
2004-05	Shaquille O'Neal, Miami	.601
2005-06	Shaquille O'Neal, Miami	.600
2006-07	Mikki Moore, New Jersey	.609
2007-08	Andris Biedrins, Golden State	.626
2008-09	Shaquille O'Neal, Phoenix	.609
2009-10	Dwight Howard, Orlando	.612
2010-11	Nene, Denver	.615
2011-12	Tyson Chandler, New York	.679
2012-13	DeAndre Jordan, LA Clippers	.643
2013-14	DeAndre Jordan, LA Clippers	.676
2014-15	DeAndre Jordan, LA Clippers	.710
2015-16	DeAndre Jordan, LA Clippers	.703

FREE THROW PERCENTAGE

Season	Player, Team	Pct.
1946-47	Fred Scolari, Washington	.811
1947-48	Bob Feerick, Washington	.788
1948-49	Bob Feerick, Washington	.859
1949-50	Max Zaslofsky, Chicago	.843
1950-51	Joe Fulks, Philadelphia	.855
1951-52	Bob Wanzer, Rochester	.904
1952-53	Bill Sharman, Boston	.850
1953-54	Bill Sharman, Boston	.844
1954-55	Bill Sharman, Boston	.897
1955-56	Bill Sharman, Boston	.867
1956-57	Bill Sharman, Boston	.905
1957-58	Dolph Schayes, Syracuse	.904
1958-59	Bill Sharman, Boston	.932
1959-60	Dolph Schayes, Syracuse	.892
1960-61	Bill Sharman, Boston	.921
1961-62	Dolph Schayes, Syracuse	.896
1962-63	Larry Costello, Syracuse	.881
1963-64	Oscar Robertson, Cincinnati	.853
1964-65	Larry Costello, Philadelphia	.877
1965-66	Larry Siegfried, Boston	.881
1966-67	Adrian Smith, Cincinnati	.903
1967-68	Oscar Robertson, Cincinnati	.873
1968-69	Larry Siegfried, Boston	.864
1969-70	Flynn Robinson, Milwaukee	.898
1970-71	Chet Walker, Chicago	.859
1971-72	Jack Marin, Baltimore	.894
1972-73	Rick Barry, Golden State	.902
1973-74	Ernie DiGregorio, Buffalo	.902
1974-75	Rick Barry, Golden State	.904
1975-76	Rick Barry, Golden State	.923
1976-77	Ernie DiGregorio, Buffalo	.945
1977-78	Rick Barry, Golden State	.924
1978-79	Rick Barry, Houston	.947
1979-80	Rick Barry, Houston	.935
1980-81	Calvin Murphy, Houston	.958
1981-82	Kyle Macy, Phoenix	.899
1982-83	Calvin Murphy, Houston	.920
1983-84	Larry Bird, Boston	.888

ALL-TIME NBA LEADERS, CONTINUED

FREE THROW PERCENTAGE, CONT.

Season	Player, Team	Pct.
1984-85	Kyle Macy, Phoenix	.907
1985-86	Larry Bird, Boston	.896
1986-87	Larry Bird, Boston	.910
1987-88	Jack Sikma, Milwaukee	.922
1988-89	Earvin Johnson, L.A. Lakers	.911
1989-90	Larry Bird, Boston	.930
1990-91	Reggie Miller, Indiana	.918
1991-92	Mark Price, Cleveland	.947
1992-93	Mark Price, Cleveland	.948
1993-94	Mahmoud Abdul-Rauf, Denver	.956
1994-95	Anthony Webb, Sacramento	.934
1995-96	Mahmoud Abdul-Rauf, Denver	.930
1996-97	Mark Price, Golden State	.906
1997-98	Chris Mullin, Indiana	.939
1998-99	Reggie Miller, Indiana	.915
1999-00	Jeff Hornacek, Utah	.950
2000-01	Reggie Miller, Indiana	.928
2001-02	Reggie Miller, Indiana	.911
2002-03	Allan Houston, New York	.919
2003-04	Peja Stojakovic, Sacramento	.927
2004-05	Reggie Miller, Indiana	.933
2005-06	Steve Nash, Phoenix	.921
2006-07	Kyle Korver, Philadelphia	.914
2007-08	Peja Stojakovic, New Orleans	.929
2008-09	Jose Calderon, Toronto	.981
2009-10	Steve Nash, Phoenix	.938
2010-11	Stephen Curry, Golden State	.934
2011-12	Jamal Crawford, Portland	.927
2012-13	Kevin Durant, Oklahoma City	.905
2013-14	Brian Roberts, New Orleans	.940
2014-15	Stephen Curry, Golden State	.914
2015-16	Stephen Curry, Golden State	.908

BLOCKED SHOTS

Season	Player, Team	BPG
1973-74	Elmore Smith, L.A. Lakers	4.85
1974-75	K. Abdul-Jabbar, Milwaukee	3.26
1975-76	K. Abdul-Jabbar, L.A. Lakers	4.12
1976-77	Bill Walton, Portland	3.25
1977-78	George Johnson, New Jersey	3.38
1978-79	K. Abdul-Jabbar, L.A. Lakers	3.95
1979-80	K. Abdul-Jabbar, L.A. Lakers	3.41
1980-81	George Johnson, San Antonio	3.39
1981-82	George Johnson, San Antonio	3.12
1982-83	Tree Rollins, Atlanta	4.29
1983-84	Mark Eaton, Utah	4.28
1984-85	Mark Eaton, Utah	5.56
1985-86	Manute Bol, Washington	4.96
1986-87	Mark Eaton, Utah	4.06
1987-88	Mark Eaton, Utah	3.71
1988-89	Manute Bol, Golden State	4.31
1989-90	Akeem Olajuwon, Houston	4.59
1990-91	Akeem Olajuwon, Houston	3.95
1991-92	David Robinson, San Antonio	4.49
1992-93	Hakeem Olajuwon, Houston	4.17
1993-94	Dikembe Mutombo, Denver	4.10
1994-95	Dikembe Mutombo, Denver	3.91
1995-96	Dikembe Mutombo, Denver	4.49
1996-97	Shawn Bradley, NJ - Dallas	3.40
1997-98	Marcus Camby, Toronto	3.65
1998-99	Alonzo Mourning, Miami	3.91
1999-00	Alonzo Mourning, Miami	3.72
2000-01	Theo Ratliff, Atlanta	3.74
2001-02	Ben Wallace, Detroit	3.48
2002-03	Theo Ratliff, Atlanta	3.23
2003-04	Theo Ratliff, Atlanta-Portland	3.61
2004-05	Andrei Kirilenko, Utah	3.32
2005-06	Marcus Camby, Denver	3.29
2006-07	Marcus Camby, Denver	3.30
2007-08	Marcus Camby, Denver	3.61
2008-09	Dwight Howard, Orlando	2.92
2009-10	Dwight Howard, Orlando	2.78
2010-11	Andrew Bogut, Milwaukee	2.58
2011-12	Serge Ibaka, Oklahoma City	3.65
2012-13	Serge Ibaka, Oklahoma City	3.03
2013-14	Anthony Davis, New Orleans	2.82
2014-15	Anthony Davis, New Orleans	2.94
2015-16	Hassan Whiteside, Miami	3.68

STEALS

Season	Player, Team	SPG
1973-74	Larry Steele, Portland	2.68
1974-75	Rick Barry, Golden State	2.85
1975-76	Donald Watts, Seattle	3.18
1976-77	Don Buse, Indiana	3.47
1977-78	Ron Lee, Phoenix	2.74
1978-79	M.L. Carr, Detroit	2.46
1979-80	Micheal Richardson, New York	3.23
1980-81	Earvin Johnson, L.A. Lakers	3.43
1981-82	Earvin Johnson, L.A. Lakers	2.67
1982-83	Micheal Richardson, Golden St. - N.J.	2.84
1983-84	Rickey Green, Utah	2.65
1984-85	Micheal Richardson, New Jersey	2.96
1985-86	Alvin Robertson, San Antonio	3.67
1986-87	Alvin Robertson, San Antonio	3.21
1987-88	Michael Jordan, Chicago	3.16
1988-89	John Stockton, Utah	3.21
1989-90	Michael Jordan, Chicago	2.77
1990-91	Alvin Robertson, Milwaukee	3.00
1991-92	John Stockton, Utah	2.98
1992-93	Michael Jordan, Chicago	2.83
1993-94	Nate McMillan, Seattle	2.96
1994-95	Scottie Pippen, Chicago	2.94
1995-96	Gary Payton, Seattle	2.85
1996-97	Mookie Blaylock, Atlanta	2.72
1997-98	Mookie Blaylock, Atlanta	2.61
1998-99	Kendall Gill, New Jersey	2.68
1999-00	Eddie Jones, Charlotte	2.67
2000-01	Allen Iverson, Philadelphia	2.51
2001-02	Allen Iverson, Philadelphia	2.80
2002-03	Allen Iverson, Philadelphia	2.74
2003-04	Baron Davis, New Orleans	2.36
2004-05	Larry Hughes, Washington	2.89
2005-06	Gerald Wallace, Charlotte	2.51
2006-07	Baron Davis, Golden State	2.14
2007-08	Chris Paul, New Orleans	2.71
2008-09	Chris Paul, New Orleans	2.77
2009-10	Rajon Rondo, Boston	2.33
2010-11	Chris Paul, New Orleans	2.35
2011-12	Chris Paul, LA Clippers	2.53
2012-13	Chris Paul, LA Clippers	2.41
2013-14	Chris Paul, LA Clippers	2.48
2014-15	Kawhi Leonard	2.31
2015-16	Stephen Curry, Golden State	2.14

THREE-POINT FIELD GOAL PERCENTAGE

Season	Player, Team	Pct.
1979-80	Fred Brown, Seattle	.443
1980-81	Brian Taylor, San Diego	.383
1981-82	Campy Russell, New York	.439
1982-83	Mike Dunleavy, San Antonio	.345
1983-84	Darrell Griffith, Utah	.361
1984-85	Byron Scott, L.A. Lakers	.433
1985-86	Craig Hodges, Milwaukee	.451
1986-87	Kiki Vandeweghe, Portland	.481
1987-88	Craig Hodges, Milw. - Phoenix	.491
1988-89	Jon Sundvold, Miami	.522
1989-90	Steve Kerr, Cleveland	.507
1990-91	Jim Les, Sacramento	.461
1991-92	Dana Barros, Seattle	.446
1992-93	B.J. Armstrong, Chicago	.453
1993-94	Tracy Murray, Portland	.459
1994-95	Steve Kerr, Chicago	.524
1995-96	Tim Legler, Washington	.522
1996-97	Glen Rice, Charlotte	.470
1997-98	Dale Ellis, Seattle	.464
1998-99	Dell Curry, Milwaukee	.476
1999-00	Hubert Davis, Dallas	.491
2000-01	Brent Barry, Seattle	.476
2001-02	Steve Smith, San Antonio	.472
2002-03	Bruce Bowen, San Antonio	.441
2003-04	Anthony Peeler, Sacramento	.482
2004-05	Fred Hoiberg, Minnesota	.483
2005-06	Richard Hamilton, Detroit	.458
2006-07	Jason Kapono, Miami	.514
2007-08	Jason Kapono, Toronto	.483
2008-09	Anthony Morrow, Golden State	.467
2009-10	Kyle Korver, Utah	.536
2010-11	Matt Bonner, San Antonio	.457
2011-12	Steve Novak, New York	.472
2012-13	Jose Calderon, Toronto-Detroit	.461
2013-14	Kyle Korver, Atlanta	.472
2014-15	Kyle Korver, Atlanta	.492
2015-16	J.J. Redick, LA Clippers	.475

ALL-TIME NBA TEAM RECORDS

ALL-TIME OVERALL

Team	W	L	Pct
San Antonio Spurs	2006	1216	.623
Chicago Stags *	145	92	.612
Los Angeles Lakers	3235	2134	.603
Boston Celtics	3173	2223	.588
Washington Capitols *	157	114	.579
Anderson Packers *	37	27	.578
Phoenix Suns	2122	1766	.546
Oklahoma City Thunder	2139	1831	.539
Portland Trail Blazers	1991	1733	.535
Utah Jazz	1815	1584	.534
Chicago Bulls	2115	1936	.522
Miami Heat	1170	1078	.520
Houston Rockets	2052	1918	.517
St. Louis Bombers *	122	115	.515
Philadelphia 76ers	2726	2578	.514
Dallas Mavericks	1482	1422	.510
Milwaukee Bucks	1983	1905	.510
Cleveland Rebels *	30	30	.500
Atlanta Hawks	2649	2656	.499
Indiana Pacers	1606	1625	.497
New York Knickerbockers	2701	2774	.493
Indianapolis Olympians *	132	137	.491
Orlando Magic	1062	1104	.490
Detroit Pistons	2616	2752	.487
Denver Nuggets	1563	1669	.484
New Orleans Pelicans	1070	1178	.476
Golden State Warriors	2590	2884	.473
Cleveland Cavaliers	1728	1996	.464
Sacramento Kings	2464	2905	.459
Washington Wizards	2004	2447	.450
Toronto Raptors	734	940	.438
Brooklyn Nets	1360	1872	.421
Memphis Grizzlies	694	980	.415
Los Angeles Clippers	1469	2255	.394
Minnesota Timberwolves	847	1319	.391
Charlotte Hornets	374	594	.386
Toronto Huskies*	22	38	.367
Sheboygan Redskins*	22	40	.355
Baltimore Bullets*	158	292	.351
Detroit Falcons*	20	40	.333
Waterloo Hawks*	19	43	.306
Indianapolis Jets*	18	42	.300
Providence Steamrollers*	46	122	.274
Pittsburgh Ironmen*	15	45	.250
Denver Nuggets*	11	51	.177

ALL-TIME NEUTRAL COURT

Team	W	L	Pct
Anderson Packers *	3	0	1.000
Chicago Stags *	12	1	.923
Boston Celtics	202	88	.697
Milwaukee Bucks	24	15	.615
Indianapolis Olympians *	15	11	.577
St. Louis Bombers *	4	3	.571
Golden State Warriors	165	130	.559
Philadelphia 76ers	161	133	.548
Cleveland Cavaliers	6	5	.545
Los Angeles Lakers	139	121	.535
Sacramento Kings	149	142	.512
New York Knickerbockers	130	133	.494
Chicago Bulls	31	33	.484
Detroit Pistons	144	182	.442
Houston Rockets	25	32	.439
Atlanta Hawks	127	163	.438
Washington Wizards	57	94	.377
Oklahoma City Thunder	18	31	.367
Los Angeles Clippers	10	18	.357
Phoenix Suns	9	18	.333
Washington Capitols*	2	5	.286
Baltimore Bullets*	11	51	.177
Portland Trail Blazers	2	12	.143
Waterloo Hawks*	1	6	.143
Denver Nuggets*	1	10	.091
Providence Steamrollers*	0	2	.000
Sheboygan Redskins*	0	4	.000
Indianapolis Jets*	0	5	.000

(* Defunct franchise)
(** Neutral court records kept prior to 73-74 season)

ALL-TIME HOME

Team	W	L	Pct
San Antonio Spurs	1205	411	.746
Washington Capitols *	97	37	.724
Anderson Packers *	23	9	.719
Los Angeles Lakers	1844	725	.718
Indianapolis Olympians *	86	37	.699
Boston Celtics	1774	777	.695
Utah Jazz	1159	539	.682
Chicago Stags *	70	33	.680
Phoenix Suns	1313	623	.678
Portland Trail Blazers	1259	600	.677
Oklahoma City Thunder	1322	679	.661
St. Louis Bombers *	73	41	.640
Atlanta Hawks	1613	910	.639
Denver Nuggets	1002	573	.636
Houston Rockets	1246	715	.635
Philadelphia 76ers	1583	910	.635
Chicago Bulls	1269	735	.633
Milwaukee Bucks	1204	714	.628
Indiana Pacers	1038	619	.626
Miami Heat	696	428	.619
Detroit Pistons	1571	1015	.608
Orlando Magic	653	429	.604
New York Knickerbockers	1569	1035	.603
Dallas Mavericks	872	580	.601
Sacramento Kings	1516	1013	.599
Cleveland Cavaliers	1110	762	.593
Golden State Warriors	1527	1138	.573
Washington Wizards	1236	925	.572
New Orleans Pelicans	645	490	.568
Cleveland Rebels*	17	13	.567
Sheboygan Redskins*	17	14	.548
Brooklyn Nets	861	755	.533
Waterloo Hawks*	17	15	.531
Baltimore Bullets*	111	100	.526
Toronto Raptors	436	401	.521
Los Angeles Clippers	945	903	.511
Memphis Grizzlies	427	410	.510
Toronto Huskies*	15	15	.500
Charlotte Hornets	240	244	.496
Indianapolis Jets*	14	15	.483
Minnesota Timberwolves	485	557	.478
Detroit Falcons*	12	18	.400
Denver Nuggets*	9	15	.375
Pittsburgh Ironmen*	11	19	.367
Providence Steamrollers*	29	55	.345

ALL-TIME ROAD

Team	W	L	Pct
Chicago Stags *	63	58	.521
San Antonio Spurs	801	815	.496
Los Angeles Lakers	1252	1304	.490
Boston Celtics	1245	1426	.466
Washington Capitols *	58	72	.446
Cleveland Rebels *	13	17	.433
Dallas Mavericks	610	842	.420
Oklahoma City Thunder	817	1144	.417
Phoenix Suns	800	1125	.416
Miami Heat	483	682	.415
Chicago Bulls	815	1168	.411
Houston Rockets	781	1171	.400
Philadelphia 76ers	997	1520	.396
Portland Trail Blazers	730	1121	.394
Milwaukee Bucks	755	1176	.391
St. Louis Bombers *	45	71	.388
Utah Jazz	656	1042	.386
New York Knickerbockers	1002	1606	.384
Anderson Packers *	11	18	.379
Orlando Magic	409	674	.378
New Orleans Pelicans	424	700	.377
Detroit Pistons	918	1579	.368
Atlanta Hawks	910	1583	.365
Indiana Pacers	556	1018	.353
Toronto Raptors	307	571	.350
Golden State Warriors	899	1716	.344
Cleveland Cavaliers	622	1229	.336
Washington Wizards	711	1428	.332
Denver Nuggets	523	1093	.324
Memphis Grizzlies	267	570	.319
Sacramento Kings	799	1740	.315
Minnesota Timberwolves	332	750	.307
Brooklyn Nets	491	1117	.305
Los Angeles Clippers	514	1333	.278
Charlotte Hornets	134	350	.277
Detroit Falcons*	8	22	.267
Indianapolis Olympians*	31	89	.258
Toronto Huskies*	7	23	.233
Providence Steamrollers*	17	65	.207
Baltimore Bullets*	36	141	.203
Sheboygan Redskins*	5	22	.185
Indianapolis Jets*	4	22	.154
Pittsburgh Ironmen*	4	26	.133
Waterloo Hawks*	1	22	.043
Denver Nuggets*	1	26	.037

Kent Bazemore

25 Thabo
SEFOLOSHA

BOSTON CELTICS

226 Causeway St., 4th Floor
Boston, MA 02144
(617) 854-8000

SCHEDULE (All Times Eastern)

BOSTON	Fri., Jan. 13	8:00
at Boston	Mon., Feb. 27	7:30
BOSTON	Thu., Apr. 6	8:00

2015-16 RESULTS

Atlanta, 3-1
(High Scorer, ATL/BOS)
Nov. 13 at Boston (106-93, Celtics)
Millsap 14/Thomas 23
Nov. 24 at Atlanta (121-97, Hawks)
Millsap 25/Bradley 25
Dec. 18 at Boston (109-101, Hawks)
Schröder 22/Thomas 29
Apr. 9 at Atlanta (118-107, Hawks)
Millsap 31/Smart 19

SERIES FACTS

Current Streak: Atlanta, three wins
Current Home Streak: Won 4
Current Road Streak: Won 1
Last Home Win: 4/9/16, 118-107
Last Road Win: 12/18/15, 109-101
Last Home Loss: 11/23/13, 94-87
Last Road Loss: 11/13/15, 106-93
Biggest Win: 35 (2/28/78), 117-85
Biggest Loss: 26 (11/16/77), 131-105

ATLANTA ALL-TIME RECORD vs. BOSTON

Season	Home	Road	Neutral	Total
49-68*	33-32	7-54	11-21	51-103
68-69	2-1	1-2	0-0	3-3
69-70	3-0	3-0	0-0	6-0
70-71	1-2	1-2	0-0	2-4
71-72	0-2	0-2	0-0	0-4
72-73	0-3	1-2	0-0	1-5
73-74	1-2	0-2	0-1	1-5
74-75	0-2	0-2	0-0	0-4
75-76	1-1	0-2	1-0	2-3
76-77	0-2	0-2	0-0	0-4
77-78	2-0	0-1	0-1	2-2
78-79	1-1	1-1	0-0	2-2
79-80	1-2	1-1	0-1	2-4
80-81	1-2	1-1	0-1	2-4
81-82	1-2	0-3	0-0	1-5
82-83	0-3	1-2	0-0	1-5
83-84	0-2	0-3	0-0	0-5
84-85	0-3	1-1	0-0	1-4
85-86	0-3	0-3	0-0	0-6
86-87	3-0	0-3	0-0	3-3
87-88	2-1	0-3	0-0	2-4
88-89	2-0	1-1	0-0	3-1
89-90	1-1	0-2	0-0	1-3
90-91	2-0	1-1	0-0	3-1
91-92	2-0	0-1	1-0	3-1
92-93	1-1	0-1	1-0	2-2
93-94	2-0	2-0	0-0	4-0
94-95	2-0	1-1	0-0	3-1
95-96	2-0	2-0	0-0	4-0
96-97	2-0	1-1	0-0	3-1
97-98	1-1	1-0	0-0	2-1
98-99	2-0	1-0	0-0	3-0
99-00	1-1	0-2	0-0	1-3
00-01	1-1	0-2	0-0	1-3
01-02	1-1	1-1	0-0	2-2
02-03	0-1	0-2	0-0	0-3
03-04	2-0	1-1	0-0	3-1
04-05	1-1	0-2	0-0	1-3
05-06	1-1	1-0	0-0	2-1
06-07	2-0	1-1	0-0	3-1
07-08	0-1	0-2	0-0	0-3
08-09	0-2	0-2	0-0	0-4
09-10	2-0	2-0	0-0	4-0
10-11	1-1	0-1	0-0	1-2
11-12	1-1	0-1	0-0	1-2
12-13	1-1	0-2	0-0	1-3
13-14	1-1	1-1	0-0	2-2
14-15	1-0	1-1	0-0	2-1
15-16	2-0	1-1	0-0	3-1
TOTALS	89-82	37-122	14-25	140-229
ATL TOTALS	55-49	30-67	3-4	88 -120

* 1949-68 signifies Tri-Cities Blackhawks/ Milwaukee Hawks/St. Louis Hawks years

BROOKLYN NETS

390 Murray Hill Pkwy.
East Rutherford, NJ 07073
(201) 935-8888

SCHEDULE (All Times Eastern)

at Brooklyn	Tue., Jan. 10	7:30
BROOKLYN	Wed., Mar. 8	7:30
BROOKLYN	Sun., Mar. 26	1:00
at Brooklyn	Sun., Apr. 2	6:00

2015-16 RESULTS

Atlanta, 2-1
(High Scorer, ATL/BKN)
Nov. 4 at Atlanta (101-87, Hawks)
Horford 21/Lopez 27
Nov. 17 at Brooklyn (90-88, Nets)
Horford 18/Lopez 24
Jan. 16 at Atlanta (114-86, Hawks)
Millsap 21/Young 18

SERIES FACTS

Current Streak: Atlanta, one win
Current Home Streak: Won 4
Current Road Streak: Lost 1
Last Home Win: 1/16/16, 114-86
Last Road Win: 4/8/15, 114-111
Last Home Loss: 1/16/14, 127-110
Last Road Loss: 11/17/15, 90-88
Biggest Win: 37 (12/9/79), 122-85
37 (12/4/87), 139-102
Biggest Loss: 34 (2/13/91), 140-106

ATLANTA ALL-TIME RECORD vs. BROOKLYN

Season	Home	Road	Neutral	Total
76-77	1-1	2-0	0-0	3-1
77-78	2-0	1-1	0-0	3-1
78-79	1-1	1-1	0-0	2-2
79-80	2-1	2-1	0-0	4-2
80-81	2-0	1-2	0-0	3-2
81-82	2-1	1-1	0-0	3-2
82-83	1-2	1-2	0-0	2-4
83-84	2-1	1-2	0-0	3-3
84-85	2-1	1-2	0-0	3-3
85-86	3-0	1-2	0-0	4-2
86-87	2-0	3-0	0-0	5-0
87-88	3-0	2-0	0-0	5-0
88-89	2-0	2-1	0-0	4-1
89-90	2-0	0-2	0-0	2-2
90-91	2-0	1-1	0-0	3-1
91-92	2-0	1-1	0-0	3-1
92-93	1-1	0-2	0-0	1-3
93-94	1-1	0-2	0-0	1-3
94-95	2-0	2-0	0-0	4-0
95-96	2-0	2-0	0-0	4-0
96-97	2-0	1-1	0-0	3-1
97-98	1-0	0-2	0-0	1-2
98-99	1-0	0-2	0-0	1-2
99-00	2-0	1-1	0-0	3-1
00-01	0-2	1-1	0-0	1-3
01-02	2-0	0-1	0-0	2-1
02-03	1-1	0-2	0-0	1-3
03-04	1-1	0-2	0-0	1-3
04-05	0-2	0-1	0-0	0-3
05-06	1-1	0-2	0-0	1-3
06-07	0-1	1-1	0-0	1-2
07-08	1-1	0-2	0-0	1-3
08-09	1-1	0-2	0-0	1-3
09-10	2-0	1-0	0-0	3-0
10-11	2-0	0-2	0-0	2-2
11-12	2-0	2-0	0-0	4-0
12-13	1-1	1-1	0-0	2-2
13-14	0-1	1-1	0-0	1-2
14-15	2-0	2-0	0-0	4-0
15-16	2-0	0-1	0-0	2-1
TOTALS	61-22	36-48	0-0	97-70

CHARLOTTE HORNETS

333 E. Trade St.
Charlotte, NC 28202
(704) 688-8600

SCHEDULE (All Times Eastern)

at Charlotte	Fri., Nov. 18	7:00
CHARLOTTE	Sat., Dec. 17	7:30
at Charlotte	Mon., Mar. 20	7:00
CHARLOTTE	Tue., Apr. 11	7:30

2015-16 RESULTS

Atlanta, 3-1
(High Scorer, ATL/CHA)
Oct. 30 at Atlanta (97-94, Hawks)
Bazemore 19/Batum 14
Nov. 1 at Charlotte (94-92, Hawks)
Bazemore 20/Walker 17
Jan. 13 at Charlotte (107-84, Hornets)
Millsap 20/Walker 23
Feb. 28 at Atlanta (87-76, Hawks)
Bazemore 14/M. Williams 16

SERIES FACTS

Current Streak: Atlanta, one win
Current Home Streak: Won 4
Current Road Streak: Lost 1
Last Home Win: 2/28/16, 87-76
Last Road Win: 11/1/15, 94-92
Last Home Loss: 4/14/14, 95-93
Last Road Loss: 1/13/16, 107-84
Biggest Win: 39 (1/4/94), 133-94
Biggest Loss: 32 (4/12/00), 119-87

ATLANTA ALL-TIME RECORD vs. CHARLOTTE

Season	Home	Road	Neutral	Total
88-89	3-0	1-1	0-0	4-1
89-90	1-0	1-0	0-0	2-0
90-91	1-2	0-2	0-0	1-4
91-92	1-1	1-1	0-0	2-2
92-93	0-2	3-0	0-0	3-2
93-94	3-0	1-1	0-0	4-1
94-95	0-2	2-0	0-0	2-2
95-96	2-0	1-1	0-0	3-1
96-97	1-1	0-2	0-0	1-3
97-98	2-0	2-0	0-0	4-0
98-99	2-0	1-0	0-0	3-0
99-00	1-1	0-2	0-0	1-3
00-01	0-2	0-2	0-0	0-4
01-02	1-1	1-1	0-0	2-2
04-05	1-1	0-2	0-0	1-3
05-06	0-2	1-1	0-0	1-3
06-07	1-1	0-2	0-0	1-3
07-08	2-0	0-2	0-0	2-2
08-09	2-0	1-1	0-0	3-1
09-10	2-0	0-2	0-0	2-2
10-11	1-1	1-1	0-0	2-2
11-12	2-0	2-0	0-0	4-0
12-13	2-0	2-0	0-0	4-0
13-14	1-1	2-0	0-0	3-1
14-15	2-0	0-2	0-0	2-2
15-16	2-0	1-1	0-0	3-1
TOTALS	36-18	24-27	0-0	60-45

CHICAGO BULLS

1901 W. Madison St.
Chicago, IL 60612
(312) 455-4000

SCHEDULE (All Times Eastern)

CHICAGO	Wed., Nov. 9	7:30
CHICAGO	Fri., Jan. 20	8:00
at Chicago	Wed., Jan. 25	8:00
at Chicago	Sat., Apr. 1	5:00

2015-16 RESULTS

Atlanta, 4-0
(High Scorer, ATL/CHI)
Jan. 9 at Atlanta (120-105, Hawks)
Horford 33/Butler 27
Feb. 10 at Chicago (113-90, Hawks)
Schröder 18/Gasol 20
Feb. 26 at Atlanta (103-88, Hawks)
Teague 19/McDermott 20
Mar. 28 at Chicago (102-100, Hawks)
Teague 26/Rose 20

SERIES FACTS

Current Streak: Atlanta, four wins
Current Home Streak: Won 3
Current Road Streak: Won 2
Last Home Win: 2/26/16, 103-88
Last Road Win: 3/28/16, 102-100
Last Home Loss: 4/2/14, 105-92
Last Road Loss: 4/15/15, 91-85
Biggest Win: 37 (4/8/83), 138-101
Biggest Loss: 39 (1/14/13), 97-58

ATLANTA ALL-TIME RECORD vs. CHICAGO

Season	Home	Road	Neutral	Total
66-68*	5-3	6-1	1-1	12-5
68-69	3-0	3-1	0-0	6-1
69-70	3-0	1-1	1-1	5-2
70-71	1-1	0-3	0-0	1-4
71-72	0-3	0-2	0-0	0-5
72-73	1-1	1-1	0-0	2-2
73-74	1-1	0-2	0-0	1-3
74-75	0-2	0-2	0-0	0-4
75-76	1-1	1-1	0-0	2-2
76-77	2-0	0-2	0-0	2-2
77-78	1-0	0-2	0-1	1-3
78-79	2-0	1-1	0-0	3-1
79-80	1-0	0-1	0-0	1-1
80-81	1-2	1-2	0-0	2-4
81-82	1-1	1-2	0-0	2-3
82-83	3-0	2-1	0-0	5-1
83-84	3-0	1-2	0-0	4-2
84-85	1-2	2-1	0-0	3-3
85-86	3-0	2-1	0-0	5-1
86-87	3-0	1-2	0-0	4-2
87-88	1-1	1-2	0-0	2-3
88-89	2-1	2-1	0-0	4-2
89-90	0-3	0-2	0-0	0-5
90-91	1-1	0-3	0-0	1-4
91-92	0-3	0-2	0-0	0-5
92-93	1-1	1-1	0-0	2-2
93-94	2-0	0-3	0-0	2-3
94-95	0-3	1-1	0-0	1-4
95-96	0-2	0-2	0-0	0-4
96-97	1-1	0-2	0-0	1-3
97-98	1-1	0-2	0-0	1-3
98-99	1-1	2-0	0-0	3-1
99-00	2-0	1-1	0-0	3-1
00-01	1-1	1-1	0-0	2-2
01-02	1-1	2-0	0-0	3-1
02-03	1-1	1-1	0-0	2-2
03-04	2-0	1-1	0-0	3-1
04-05	0-2	0-2	0-0	0-4
05-06	0-2	0-1	0-0	0-3
06-07	0-2	0-2	0-0	0-4
07-08	2-0	0-2	0-0	2-2
08-09	1-0	2-0	0-0	3-0
09-10	2-0	1-1	0-0	3-1
10-11	1-1	0-1	0-0	1-2
11-12	1-1	0-2	0-0	1-3
12-13	1-1	0-1	0-0	1-2
13-14	0-2	0-2	0-0	0-4
14-15	1-0	1-1	0-0	2-1
15-16	2-0	2-0	0-0	4-0
TOTALS	64-49	42-71	2-3	108-123
ATL TOTALS	58-45	36-68	1-2	95-115

* 1966-68 signifies St. Louis Hawks years

CLEVELAND CAVALIERS

One Center Court
Cleveland, OH 44115-4001
(216) 420-2000

SCHEDULE (All Times Eastern)

at Cleveland	Tue., Nov. 8	7:00
CLEVELAND	Fri., Mar. 3	8:00
at Cleveland	Fri., Apr. 7	7:00
CLEVELAND	Sun., Apr. 9	3:30

2015-16 RESULTS

Cleveland, 3-0
(High Scorer, ATL/CLE)
Nov. 21 at Cleveland (109-97, Cavaliers)
Two w/14/Love 25
Apr. 1 at Atlanta (110-108 OT, Cavaliers)
Millsap 29/James 29
Apr. 11 at Cleveland (109-94, Cavaliers)
Bazemore 23/Irving 35

SERIES FACTS

Current Streak: Cleveland, three wins
Current Home Streak: Lost 1
Current Road Streak: Lost 2
Last Home Win: 3/6/15, 106-97
Last Road Win: 12/17/14, 127-98
Last Home Loss: 4/1/16, 110-108, OT
Last Road Loss: 4/11/16, 109-94
Biggest Win: 34 (12/31/70), 119-85
Biggest Loss: 43 (3/22/92), 123-80

ATLANTA ALL-TIME RECORD vs. CLEVELAND

Season	Home	Road	Neutral	Total
70-71	2-0	2-0	0-0	4-0
71-72	2-1	2-1	0-0	4-2
72-73	2-1	1-3	0-0	3-4
73-74	2-1	2-2	0-0	4-3
74-75	3-1	0-3	0-0	3-4
75-76	0-3	2-2	0-0	2-5
76-77	1-1	1-1	0-0	2-2
77-78	1-1	0-2	0-0	1-3
78-79	2-0	1-1	0-0	3-1
79-80	3-0	1-2	0-0	4-2
80-81	0-3	1-2	0-0	1-5
81-82	2-1	2-1	0-0	4-2
82-83	3-0	3-0	0-0	6-0
83-84	3-0	0-3	0-0	3-3
84-85	2-1	1-2	0-0	3-3
85-86	2-1	2-1	0-0	4-2
86-87	3-0	1-2	0-0	4-2
87-88	3-0	2-1	0-0	5-1
88-89	3-0	1-2	0-0	4-2
89-90	2-0	0-3	0-0	2-3
90-91	1-2	2-0	0-0	3-2
91-92	0-2	0-3	0-0	0-5
92-93	0-3	0-2	0-0	0-5
93-94	2-0	1-1	0-0	3-1
94-95	1-1	0-3	0-0	1-4
95-96	1-1	2-0	0-0	3-1
96-97	2-0	1-1	0-0	3-1
97-98	2-0	2-0	0-0	4-0
98-99	1-0	1-1	0-0	2-1
99-00	2-0	1-1	0-0	3-1
00-01	1-1	1-1	0-0	2-2
01-02	2-0	1-1	0-0	3-1
02-03	2-0	2-0	0-0	4-0
03-04	1-1	0-2	0-0	1-3
04-05	0-2	0-2	0-0	0-4
05-06	0-1	1-1	0-0	1-2
06-07	0-2	1-1	0-0	1-3
07-08	1-1	0-1	0-0	1-2
08-09	1-1	0-2	0-0	1-3
09-10	1-1	0-2	0-0	1-3
10-11	1-0	2-0	0-0	3-0
11-12	2-0	1-0	0-0	3-0
12-13	1-1	1-1	0-0	2-2
13-14	2-0	1-0	0-0	3-0
14-15	2-0	1-1	0-0	3-1
15-16	0-1	0-2	0-0	0-3
TOTALS	70-36	47-63	0-0	117-99

DALLAS MAVERICKS

2500 Victory Avenue
Dallas, TX 75219
(214) 665-4660

SCHEDULE (All Times Eastern)

at Dallas	Sat., Jan. 7	8:30
DALLAS	Wed., Mar. 1	7:30

2015-16 RESULTS

Atlanta 2-0
(High Scorer, ATL/DAL)
Dec. 9 at Dallas (98-95, Hawks)
Millsap 20/Williams 18
Feb. 1 at Atlanta (112-97, Hawks)
Teague 32/Parsons 19

SERIES FACTS

Current Streak: Atlanta, five wins
Current Home Streak: Won 3
Current Road Streak: Won 2
Last Home Win: 2/1/16, 112-97
Last Road Win: 12/9/15, 98-95
Last Home Loss: 3/18/13, 127-113
Last Road Loss: 10/30/13, 118-109
Biggest Win: 36 (12/17/96), 109-73
Biggest Loss: 26 (2/18/03), 105-79

ATLANTA ALL-TIME RECORD vs. DALLAS

Season	Home	Road	Neutral	Total
80-81	1-0	1-0	0-0	2-0
81-82	0-1	1-0	0-0	1-1
82-83	1-0	0-1	0-0	1-1
83-84	1-0	0-1	0-0	1-1
84-85	0-1	0-1	0-0	0-2
85-86	0-1	1-0	0-0	1-1
86-87	1-0	1-0	0-0	2-0
87-88	1-0	1-0	0-0	2-0
88-89	1-0	0-1	0-0	1-1
89-90	0-1	0-1	0-0	0-2
90-91	1-0	1-0	0-0	2-0
91-92	1-0	1-0	0-0	2-0
92-93	1-0	0-1	0-0	1-1
93-94	1-0	1-0	0-0	2-0
94-95	1-0	1-0	0-0	2-0
95-96	0-1	1-0	0-0	1-1
96-97	1-0	1-0	0-0	2-0
97-98	1-0	1-0	0-0	2-0
98-99	0-0	0-1	0-0	0-1
99-00	0-1	0-1	0-0	0-2
00-01	0-1	0-1	0-0	0-2
01-02	0-1	0-1	0-0	0-2
02-03	0-1	0-1	0-0	0-2
03-04	1-0	1-0	0-0	2-0
04-05	1-0	0-1	0-0	1-1
05-06	0-1	0-1	0-0	0-2
06-07	0-1	0-1	0-0	0-2
07-08	1-0	0-1	0-0	1-1
08-09	1-0	0-1	0-0	1-1
09-10	0-1	1-0	0-0	1-1
10-11	0-1	0-1	0-0	0-2
11-12	1-0	0-0	0-0	1-0
12-13	0-1	1-0	0-0	1-1
13-14	1-0	0-1	0-0	1-1
14-15	1-0	1-0	0-0	2-0
15-16	1-0	1-0	0-0	2-0
TOTALS	21-14	17-18	0-0	38-32

DENVER NUGGETS

1000 Chopper Place
Denver, CO 80204
(303) 405-1100

SCHEDULE (All Times Eastern)

at Denver	Fri., Dec. 23	9:00
DENVER	Wed., Feb. 8	7:30

2015-16 RESULTS

Atlanta, 2-0
(High Scorer, ATL/DEN)
Jan. 25 at Denver (119-105, Hawks)
Millsap 22/Barton 21
Mar. 17 at Atlanta (116-98, Hawks)
Hardaway Jr. 21/Augustin 17

SERIES FACTS

Current Streak: Atlanta, two wins
Current Home Streak: Won 4
Current Road Streak: Won 1
Last Home Win: 3/17/16, 116-98
Last Road Win: 1/25/16, 119-105
Last Home Loss: 3/16/11, 102-87
Last Road Loss: 3/11/15, 115-102
Biggest Win: 26 (12/30/78), 113-87
26 (1/19/92), 119-93
Biggest Loss: 35 (12/17/81), 138-103

ATLANTA ALL-TIME RECORD vs. DENVER

Season	Home	Road	Neutral	Total
76-77	2-0	0-2	0-0	2-2
77-78	1-0	0-2	0-1	1-3
78-79	2-0	1-1	0-0	3-1
79-80	1-0	0-1	0-0	1-1
80-81	1-0	0-1	0-0	1-1
81-82	1-0	0-1	0-0	1-1
82-83	0-1	1-0	0-0	1-1
83-84	0-1	0-1	0-0	0-2
84-85	0-1	0-1	0-0	0-2
85-86	1-0	0-1	0-0	1-1
86-87	1-0	1-0	0-0	2-0
87-88	1-0	0-1	0-0	1-1
88-89	0-1	0-1	0-0	0-2
89-90	1-0	0-1	0-0	1-1
90-91	1-0	0-1	0-0	1-1
91-92	1-0	1-0	0-0	2-0
92-93	1-0	1-0	0-0	2-0
93-94	1-0	0-1	0-0	1-1
94-95	1-0	1-0	0-0	2-0
95-96	1-0	0-1	0-0	1-1
96-97	1-0	0-1	0-0	1-1
97-98	1-0	1-0	0-0	2-0
99-00	1-0	0-1	0-0	1-1
00-01	1-0	0-1	0-0	1-1
01-02	1-0	1-0	0-0	2-0
02-03	1-0	1-0	0-0	2-0
03-04	1-0	1-0	0-0	2-0
04-05	0-1	0-1	0-0	0-2
05-06	1-0	0-1	0-0	1-1
06-07	0-1	1-0	0-0	1-1
07-08	1-0	0-1	0-0	1-1
08-09	1-0	0-1	0-0	1-1
09-10	1-0	0-1	0-0	1-1
10-11	0-1	0-1	0-0	0-2
11-12	0-0	0-1	0-0	0-1
12-13	1-0	0-1	0-0	1-1
13-14	1-0	0-1	0-0	1-1
14-15	1-0	0-1	0-0	1-1
15-16	1-0	1-0	0-0	2-0
TOTALS	33-7	12-30	0-1	45-38

DETROIT PISTONS

The Palace of Auburn Hills
5 Championship Drive
Auburn Hills, MI 48326
(248) 377-0100

SCHEDULE (All Times Eastern)

DETROIT	Fri., Dec. 2	8:00
DETROIT	Fri., Dec. 30	8:00
at Detroit	Wed., Jan. 18	8:00

2015-16 RESULTS

Atlanta, 3-1
(High Scorer, ATL/DET)
Oct. 27 at Atlanta (106-94, Pistons)
Schröder 20/Caldwell-Pope 21
Dec. 23 at Atlanta (107-100, Hawks)
Teague 23/Drummond 25
Mar. 16 at Detroit (118-114, Hawks)
Teague 22/Caldwell-Pope 24
Mar. 26 at Detroit (112-95, Hawks)
Millsap 23/Harris 21

SERIES FACTS

Current Streak: Atlanta, three wins
Current Home Streak: Won 1
Current Road Streak: Won 2
Last Home Win: 12/23/15, 107-100
Last Road Win: 3/26/16, 112-95
Last Home Loss: 10/27/15, 106-94
Last Road Loss: 3/31/15, 105-95
Biggest Win: 44 (2/7/94), 141-97
Biggest Loss: 36 (12/2/83), 128-92

ATLANTA ALL-TIME RECORD vs. DETROIT

Season	Home	Road	Neutral	Total
57-68*	23-26	44-6	13-10	80-42
68-69	3-0	3-0	0-0	6-0
69-70	0-2	2-0	1-1	3-3
70-71	0-3	0-2	0-0	0-5
71-72	1-1	2-1	0-0	3-2
72-73	1-1	1-1	0-0	2-2
73-74	0-2	0-2	0-0	0-4
74-75	1-1	1-1	0-0	2-2
75-76	0-2	1-1	0-0	1-3
76-77	0-2	0-2	0-0	0-4
77-78	1-1	1-1	0-0	2-2
78-79	2-0	1-1	0-0	3-1
79-80	3-0	3-0	0-0	6-0
80-81	2-1	2-1	0-0	4-2
81-82	1-2	1-2	0-0	2-4
82-83	2-1	1-2	0-0	3-3
83-84	2-1	0-3	0-0	2-4
84-85	0-3	1-2	0-0	1-5
85-86	3-0	1-2	0-0	4-2
86-87	2-1	1-2	0-0	3-3
87-88	1-2	1-2	0-0	2-4
88-89	1-2	0-3	0-0	1-5
89-90	1-2	2-0	0-0	3-2
90-91	0-2	0-3	0-0	0-5
91-92	0-3	1-1	0-0	1-4
92-93	1-1	1-2	0-0	2-3
93-94	2-0	2-0	0-0	4-0
94-95	2-1	1-1	0-0	3-2
95-96	2-0	0-2	0-0	2-2
96-97	1-1	0-2	0-0	1-3
97-98	2-0	0-2	0-0	2-2
98-99	0-1	1-1	0-0	1-2
99-00	1-1	0-2	0-0	1-3
00-01	0-2	0-2	0-0	0-4
01-02	1-1	0-2	0-0	1-3
02-03	1-1	0-2	0-0	1-3
03-04	0-2	1-1	0-0	1-3
04-05	0-2	1-1	0-0	1-3
05-06	1-1	0-2	0-0	1-3
06-07	1-0	0-2	0-0	1-2
07-08	0-2	0-2	0-0	0-4
08-09	2-0	1-0	0-0	3-0
09-10	2-0	0-2	0-0	2-2
10-11	2-0	1-1	0-0	3-1
11-12	2-0	1-1	0-0	3-1
12-13	1-0	1-1	0-0	2-1
13-14	1-1	1-1	0-0	2-2
14-15	1-0	1-1	0-0	2-1
15-16	1-1	2-0	0-0	3-1
TOTALS	77-79	85-74	14-11	176-164
ATL TOTALS	52-53	40-67	1-1	93-121

* 1957-68 signifies St. Louis Hawks years.

GOLDEN STATE WARRIORS

1011 Broadway
Oakland, CA 94607
(510) 986-2200

SCHEDULE (All Times Eastern)

at Golden St.	Mon., Nov. 28	10:30
GOLDEN ST.	Mon., Mar. 6	7:30

2015-16 RESULTS

Golden State, 2-0
(High Scorer, ATL/GST)
Feb. 22 at Atlanta (102-92, Warriors)
Horford 23/Curry 26
Mar. 1 at Golden State (109-105 OT, Warriors)
Millsap 19/K. Thompson 26

SERIES FACTS

Current Streak: Golden State, three wins
Current Home Streak: Lost 1
Current Road Streak: Lost 4
Last Home Win: 2/6/15, 124-116
Last Road Win: 2/25/11, 95-79
Last Home Loss: 2/22/16, 102-92
Last Road Loss: 3/1/16, 109-105, OT
Biggest Win: 34 (12/31/70), 119-85
Biggest Loss: 43 (3/22/92), 123-80

ATLANTA ALL-TIME RECORD vs. GOLDEN STATE

Season	Home	Road	Neutral	Total
47-68*	49-16	23-40	12-21	84-77
68-69	2-2	2-1	0-0	4-3
69-70	1-2	2-1	1-0	4-3
70-71	1-1	1-2	0-0	2-3
71-72	2-1	0-1	1-0	3-2
72-73	1-1	0-2	0-0	1-3
73-74	0-2	1-1	0-0	1-3
74-75	1-1	0-2	0-0	1-3
75-76	2-0	0-2	0-0	2-2
76-77	0-2	0-2	0-0	0-4
77-78	1-1	0-2	0-0	1-3
78-79	1-1	0-2	0-0	1-3
79-80	1-0	1-0	0-0	2-0
80-81	1-0	1-0	0-0	2-0
81-82	0-1	0-1	0-0	0-2
82-83	0-1	0-1	0-0	0-2
83-84	1-0	0-1	0-0	1-1
84-85	1-0	1-0	0-0	2-0
85-86	1-0	0-1	0-0	1-1
86-87	1-0	0-1	0-0	1-1
87-88	1-0	1-0	0-0	2-0
88-89	1-0	0-1	0-0	1-1
89-90	1-0	1-0	0-0	2-0
90-91	1-0	0-1	0-0	1-1
91-92	1-0	0-1	0-0	1-1
92-93	1-0	1-0	0-0	2-0
93-94	0-1	0-1	0-0	0-2
94-95	1-0	1-0	0-0	2-0
95-96	0-1	1-0	0-0	1-1
96-97	1-0	1-0	0-0	2-0
97-98	1-0	1-0	0-0	2-0
99-00	0-1	0-1	0-0	0-2
00-01	1-0	1-0	0-0	2-0
01-02	1-0	1-0	0-0	2-0
02-03	0-1	0-1	0-0	0-2
03-04	0-1	0-1	0-0	0-2
04-05	0-1	0-1	0-0	0-2
05-06	1-0	0-1	0-0	1-1
06-07	1-0	1-0	0-0	2-0
07-08	0-1	1-0	0-0	1-1
08-09	1-0	0-1	0-0	1-1
09-10	1-0	0-1	0-0	1-1
10-11	1-0	1-0	0-0	2-0
11-12	0-1	0-0	0-0	0-1
12-13	0-1	0-1	0-0	0-2
13-14	0-1	0-1	0-0	0-2
14-15	1-0	0-1	0-0	1-1
15-16	0-1	0-1	0-0	0-2
TOTALS	84-43	44-78	14-21	142-142
ATL TOTALS	35-26	21-38	2-0	58-64

* 1947-68 signifies St. Louis Hawks years.

HOUSTON ROCKETS

Toyota Center
1510 Polk St.
Houston, TX 77002
(713) 758-7200

SCHEDULE (All Times Eastern)

HOUSTON	Sat., Nov. 5	7:30
at Houston	Thu., Feb. 2	8:00

2015-16 RESULTS

Atlanta, 2-0
(High Scorer, ATL/HTN)
Dec. 29 at Houston (121-115, Hawks)
Horford 30/Howard 30
Mar. 19 at Atlanta (109-97, Hawks)
Horford 22/Beasley 30

SERIES FACTS

Current Streak: Atlanta, five wins
Current Home Streak: Won 3
Current Road Streak: Won 2
Last Home Win: 3/19/16, 109-97
Last Road Win: 12/29/15, 121-115
Last Home Loss: 11/2/13, 109-102
Last Road Loss: 11/27/13, 113-84
Biggest Win: 42 (11/30/67), 129-87
Biggest Loss: 31 (12/23/70), 133-102

ATLANTA ALL-TIME RECORD vs. HOUSTON

Season	Home	Road	Neutral	Total
67-68*	3-1	4-0	0-0	7-1
68-69	3-1	0-3	0-0	3-4
69-70	3-0	1-2	0-0	4-2
70-71	2-1	0-2	0-0	2-3
71-72	1-1	0-3	0-0	1-4
72-73	3-1	1-3	0-0	4-4
73-74	3-1	2-1	0-0	5-2
74-75	1-2	1-3	0-0	2-5
75-76	2-2	0-3	0-0	2-5
76-77	1-1	0-2	0-0	1-3
77-78	2-0	1-1	0-0	3-1
78-79	2-0	1-1	0-0	3-1
79-80	1-2	1-2	0-0	2-4
80-81	1-0	0-1	0-0	1-1
81-82	1-0	1-0	0-0	2-0
82-83	1-0	1-0	0-0	2-0
83-84	1-0	0-1	0-0	1-1
84-85	0-1	0-1	0-0	0-2
85-86	1-0	0-1	0-0	1-1
86-87	0-1	1-0	0-0	1-1
87-88	1-0	0-1	0-0	1-1
88-89	1-0	0-1	0-0	1-1
89-90	1-0	1-0	0-0	2-0
90-91	0-1	1-0	0-0	1-1
91-92	1-0	1-0	0-0	2-0
92-93	1-0	0-1	0-0	1-1
93-94	1-0	0-1	0-0	1-1
94-95	0-1	0-1	0-0	0-2
95-96	1-0	0-1	0-0	1-1
96-97	1-0	0-1	0-0	1-1
97-98	1-0	0-1	0-0	1-1
98-99	0-0	1-0	0-0	1-0
99-00	1-0	0-1	0-0	1-1
00-01	0-1	0-1	0-0	0-2
01-02	1-0	0-1	0-0	1-1
02-03	1-0	0-1	0-0	1-1
03-04	0-1	0-1	0-0	0-2
04-05	1-0	0-1	0-0	1-1
05-06	1-0	0-1	0-0	1-1
06-07	1-0	0-1	0-0	1-1
07-08	0-1	0-1	0-0	0-2
08-09	1-0	0-1	0-0	1-1
09-10	1-0	1-0	0-0	2-0
10-11	0-1	0-1	0-0	0-2
11-12	0-0	0-1	0-0	0-1
12-13	0-1	0-1	0-0	0-2
13-14	1-0	0-1	0-0	1-1
14-15	1-0	1-0	0-0	2-0
15-16	1-0	1-0	0-0	2-0
TOTALS	52-22	22-52	0-0	74-74
ATL TOTALS	49-21	18-51	0-0	67-72

* 1967-68 St. Louis Hawks years.

INDIANA PACERS

125 South Pennsylvania St.
Indianapolis, IN 46204
(317) 917-2500

SCHEDULE (All Times Eastern)

at Indiana	Wed., Nov. 23	7:00
INDIANA	Sun. Mar. 5	3:00
at Indiana	Wed., Apr. 12	8:00

2015-16 RESULTS

Series tied, 2-2
(High Scorer, ATL/IND)
Dec. 28 at Indiana (93-87, Pacers)
Millsap 24/Ellis 26
Jan. 28 at Indiana (111-92, Pacers)
Teague 20/Ellis 25
Feb. 5 at Atlanta (102-96, Hawks)
Millsap 24/George 31
Mar. 13 at Atlanta (104-75, Hawks)
Two w/18/Turner 19

SERIES FACTS

Current Streak: Atlanta, two wins
Current Home Streak: Won 4
Current Road Streak: Lost 2
Last Home Win: 3/13/16, 104-75
Last Road Win: 12/8/14, 108-92
Last Home Loss: 2/4/14, 89-85
Last Road Loss: 1/28/16, 111-92
Biggest Win: 31 (1/28/86), 123-92
Biggest Loss: 27 (2/21/90), 123-96
27 (12/29/99), 116-89

ATLANTA ALL-TIME RECORD vs. INDIANA

Season	Home	Road	Neutral	Total
76-77	0-2	0-2	0-0	0-4
77-78	2-0	1-1	0-0	3-1
78-79	1-1	0-2	0-0	1-3
79-80	3-0	1-2	0-0	4-2
80-81	0-3	1-2	0-0	1-5
81-82	3-0	1-2	0-0	4-2
82-83	3-0	3-0	0-0	6-0
83-84	3-0	1-2	0-0	4-2
84-85	2-0	3-0	1-0	6-0
85-86	3-0	2-1	0-0	5-1
86-87	1-2	2-1	0-0	3-3
87-88	2-1	2-1	0-0	4-2
88-89	3-0	2-1	0-0	5-1
89-90	1-1	1-2	0-0	2-3
90-91	3-0	1-1	0-0	4-1
91-92	1-1	0-3	0-0	1-4
92-93	2-0	0-2	0-0	2-2
93-94	2-1	1-1	0-0	3-2
94-95	1-1	0-3	0-0	1-4
95-96	1-1	0-2	0-0	1-3
96-97	2-0	1-1	0-0	3-1
97-98	0-2	1-1	0-0	1-3
98-99	1-1	2-0	0-0	3-1
99-00	0-2	1-1	0-0	1-3
00-01	2-0	0-2	0-0	2-2
01-02	1-1	0-2	0-0	1-3
02-03	2-0	0-2	0-0	2-2
03-04	0-2	0-2	0-0	0-4
04-05	0-2	0-1	0-0	0-3
05-06	2-0	2-0	0-0	4-0
06-07	1-1	0-2	0-0	1-3
07-08	1-0	0-2	0-0	1-2
08-09	2-0	1-1	0-0	3-1
09-10	2-0	1-0	0-0	3-0
10-11	2-0	1-1	0-0	3-1
11-12	1-0	1-1	0-0	2-1
12-13	2-0	0-2	0-0	2-2
13-14	1-1	1-1	0-0	2-2
14-15	2-0	1-0	0-0	3-0
15-16	2-0	0-2	0-0	2-2
TOTALS	63-26	35-55	1-0	99-81

LOS ANGELES CLIPPERS

LA Clippers Training Center
6951 South Centinela Blvd.
Playa Vista, CA 90094
(310) 862-6000

SCHEDULE (All Times Eastern)

LA CLIPPERS	Mon., Jan. 23	7:30
at LA Clippers	Wed., Feb. 15	10:30

2015-16 RESULTS

Series tied 1-1
(High Scorer, ATL/LAC)
Jan. 27 at Atlanta (85-83, Clippers)
Teague 16/Crawford 21
Mar. 5 at Los Angeles (107-97, Hawks)
Teague 22/Two w/17

SERIES FACTS

Current Streak: Atlanta, one win
Current Home Streak: Lost 1
Current Road Streak: Won 2
Last Home Win: 12/23/14, 107-104
Last Road Win: 3/5/16, 107-97
Last Home Loss: 1/27/16, 85-83
Last Road Loss: 3/8/14, 109-108
Biggest Win: 37 (1/3/88), 121-84
Biggest Loss: 24 (2/7/09), 121-97

ATLANTA ALL-TIME RECORD vs. LOS ANGELES CLIPPERS

Season	Home	Road	Neutral	Total
70-71	2-0	1-1	0-0	3-1
71-72	2-1	2-1	0-0	4-2
72-73	2-1	3-0	0-0	5-1
73-74	2-1	0-2	0-1	2-4
74-75	0-2	1-1	0-0	1-3
75-76	2-1	0-2	0-0	2-3
76-77	2-0	2-0	0-0	4-0
77-78	2-0	1-1	0-0	3-1
78-79	2-0	1-1	0-0	3-1
79-80	1-0	0-1	0-0	1-1
80-81	1-0	0-1	0-0	1-1
81-82	0-1	1-0	0-0	1-1
82-83	1-0	0-1	0-0	1-1
83-84	1-0	0-1	0-0	1-1
84-85	1-0	1-0	0-0	2-0
85-86	1-0	1-0	0-0	2-0
86-87	1-0	1-0	0-0	2-0
87-88	1-0	1-0	0-0	2-0
88-89	1-0	1-0	0-0	2-0
89-90	0-1	1-0	0-0	1-1
90-91	1-0	1-0	0-0	2-0
91-92	1-0	0-1	0-0	1-1
92-93	1-0	0-1	0-0	1-1
93-94	0-1	1-0	0-0	1-1
94-95	1-0	1-0	0-0	2-0
95-96	1-0	1-0	0-0	2-0
96-97	1-0	1-0	0-0	2-0
97-98	1-0	1-0	0-0	2-0
98-99	0-0	1-0	0-0	1-0
99-00	1-0	0-1	0-0	1-1
00-01	1-0	0-1	0-0	1-1
01-02	1-0	0-1	0-0	1-1
02-03	1-0	1-0	0-0	2-0
03-04	0-1	0-1	0-0	0-2
04-05	0-1	0-1	0-0	0-2
05-06	0-1	0-1	0-0	0-2
06-07	1-0	1-0	0-0	2-0
07-08	1-0	0-1	0-0	1-1
08-09	0-1	1-0	0-0	1-1
09-10	1-0	1-0	0-0	2-0
10-11	1-0	1-0	0-0	2-0
11-12	1-0	0-1	0-0	1-1
12-13	1-0	0-1	0-0	1-1
13-14	1-0	0-1	0-0	1-1
14-15	1-0	1-0	0-0	2-0
15-16	0-1	1-0	0-0	1-1
TOTALS	44-14	32-25	0-1	76-40

LOS ANGELES LAKERS

555 N. Nash St.
El Segundo, CA 90245
(310) 426-6000

SCHEDULE (All Times Eastern)

LA LAKERS	Wed., Nov. 2	7:30
at LA Lakers	Sun., Nov. 27	9:30

2015-16 RESULTS

Atlanta, 2-0
(High Scorer, ATL/LAL)
Dec. 4 at Atlanta (100-87, Hawks)
Horford 16/Williams 18
Mar. 4 at Los Angeles (106-77, Hawks)
Schröder 16/Randle 16

SERIES FACTS

Current Streak: Atlanta, three wins
Current Home Streak: Won 1
Current Road Streak: Won 2
Last Home Win: 12/4/15, 100-87
Last Road Win: 3/4/16, 106-77
Last Home Loss: 11/18/14, 114-109
Last Road Loss: 11/3/13, 105-103
Biggest Win: 29 (3/4/16), 106-77
Biggest Loss: 46 (1/9/04), 113-67

ATLANTA ALL-TIME RECORD vs. LOS ANGELES LAKERS

Season	Home	Road	Neutral	Total
50-51***				0-11
51-55**				12-30
55-68*				79-68
68-69	2-2	1-2	0-0	3-4
69-70	2-1	2-2	0-0	4-3
70-71	1-1	2-1	0-0	3-2
71-72	0-3	0-2	0-0	0-5
72-73	1-1	2-0	0-0	3-1
73-74	2-0	2-0	0-0	4-0
74-75	2-0	0-2	0-0	2-2
75-76	1-1	0-2	0-0	1-3
76-77	1-1	1-1	0-0	2-2
77-78	2-0	1-1	0-0	3-1
78-79	1-1	0-2	0-0	1-3
79-80	1-0	0-1	0-0	1-1
80-81	0-1	0-1	0-0	0-2
81-82	0-1	0-1	0-0	0-2
82-83	0-1	0-1	0-0	0-2
83-84	0-1	0-1	0-0	0-2
84-85	0-1	0-1	0-0	0-2
85-86	1-0	0-1	0-0	1-1
86-87	0-1	1-0	0-0	1-1
87-88	0-1	0-1	0-0	0-2
88-89	0-1	1-0	0-0	1-1
89-90	0-1	0-1	0-0	0-2
90-91	0-1	0-1	0-0	0-2
91-92	0-1	0-1	0-0	0-2
92-93	1-0	0-1	0-0	1-1
93-94	1-0	0-1	0-0	1-1
94-95	0-1	0-1	0-0	0-2
95-96	0-1	0-1	0-0	0-2
96-97	1-0	0-1	0-0	1-1
97-98	0-1	0-1	0-0	0-2
99-00	0-1	0-1	0-0	0-2
00-01	1-0	0-1	0-0	1-1
01-02	0-1	1-0	0-0	1-1
02-03	0-1	1-0	0-0	1-1
03-04	1-0	0-1	0-0	1-1
04-05	1-0	0-1	0-0	1-1
05-06	0-1	1-0	0-0	1-1
06-07	0-1	0-1	0-0	0-2
07-08	1-0	0-1	0-0	1-1
08-09	1-0	0-1	0-0	1-1
09-10	1-0	0-1	0-0	1-1
10-11	0-1	0-1	0-0	0-2
11-12	0-0	0-1	0-0	0-1
12-13	1-0	0-1	0-0	1-1
13-14	1-0	0-1	0-0	1-1
14-15	0-1	1-0	0-0	1-1
15-16	1-0	1-0	0-0	2-0
TOTALS				139-184
ATL TOTALS	30-31	18-44	0-0	48-75

***1950-51 signifies Tri-Cities Blackhawks years.
**1951-55 signifies Milwaukee Hawks years.
*1955-68 signifies St. Louis Hawks years.

MEMPHIS GRIZZLIES

191 Beale St.
Memphis, TN 38103
(901) 205-1234

SCHEDULE (All Times Eastern)

at Memphis	Sat., Mar. 11	9:00
MEMPHIS	Thu., Mar. 16	7:30

2015-16 RESULTS

Atlanta, 2-0
(High Scorer, ATL/MEM)
Nov. 27 at Memphis (116-101, Hawks)
Millsap 23/Conley 16
Mar. 12 at Atlanta (95-83, Hawks)
Millsap 21/Stephenson 18

SERIES FACTS

Current Streak: Atlanta, two wins
Current Home Streak: Won 2
Current Road Streak: Won 1
Last Home Win: 3/12/16, 95-83
Last Road Win: 11/27/15, 116-101
Last Home Loss: 2/8/14, 79-76
Last Road Loss: 2/8/15, 94-88
Biggest Win: 25 (3/1/98), 101-76
Biggest Loss: 32 (3/16/03), 124-92

ATLANTA ALL-TIME RECORD vs. MEMPHIS

Season	Home	Road	Neutral	Total
95-96	1-0	1-0	0-0	2-0
96-97	1-0	1-0	0-0	2-0
97-98	1-0	1-0	0-0	2-0
98-99	1-0	0-0	0-0	1-0
99-00	1-0	0-1	0-0	1-1
00-01	1-0	0-1	0-0	1-1
01-02	1-0	1-0	0-0	2-0
02-03	1-0	0-1	0-0	1-1
03-04	0-1	0-1	0-0	0-2
04-05	0-1	0-1	0-0	0-2
05-06	0-1	0-1	0-0	0-2
06-07	1-0	1-0	0-0	2-0
07-08	1-0	1-0	0-0	2-0
08-09	1-0	0-1	0-0	1-1
09-10	1-0	1-0	0-0	2-0
10-11	1-0	1-0	0-0	2-0
11-12	0-1	0-0	0-0	0-1
12-13	1-0	1-0	0-0	2-0
13-14	0-1	0-1	0-0	0-2
14-15	1-0	0-1	0-0	1-1
15-16	1-0	1-0	0-0	2-0
TOTALS	16-5	10-9	0-0	26-14

MIAMI HEAT

601 Biscayne Blvd.
Miami, FL 33132
(786) 777-HEAT

SCHEDULE (All Times Eastern)

at Miami	Tue., Nov. 15	7:30
MIAMI	Wed., Dec. 7	7:30
at Miami	Wed., Feb. 1	7:30
MIAMI	Fri., Feb. 24	8:00

2015-16 RESULTS

Miami, 3-1
(High Scorer, ATL/MIA)
Nov. 3 at Miami (98-92, Hawks)
Teague 26/Whiteside 23
Dec. 14 at Atlanta (100-88, Heat)
Bazemore 28/Bosh 24
Jan. 31 at Miami (105-87, Heat)
Two w/17/Bosh 18
Feb. 19 at Atlanta (115-111, Heat)
Teague 23/Deng 30

SERIES FACTS

Current Streak: Miami, three wins
Current Home Streak: Lost 2
Current Road Streak: Won 1
Last Home Win: 3/27/15, 99-86
Last Road Win: 11/3/15, 98-92
Last Home Loss: 2/19/16, 115-111
Last Road Loss: 1/31/16, 105-87
Biggest Win: 33 (3/11/89), 111-78
Biggest Loss: 34 (1/1/03), 107-73

ATLANTA ALL-TIME RECORD vs. MIAMI

Season	Home	Road	Neutral	Total
88-89	1-0	0-1	0-0	1-1
89-90	2-0	2-0	0-0	4-0
90-91	2-0	2-0	0-0	4-0
91-92	2-0	0-2	0-0	2-2
92-93	2-0	1-1	0-0	3-1
93-94	2-0	1-1	0-0	3-1
94-95	1-1	1-1	0-0	2-2
95-96	1-1	1-1	0-0	2-2
96-97	1-0	0-2	0-0	1-2
97-98	1-1	0-2	0-0	1-3
98-99	0-1	0-2	0-0	0-3
99-00	2-0	0-2	0-0	2-2
00-01	0-2	0-1	0-0	0-3
01-02	2-0	1-1	0-0	3-1
02-03	1-1	0-2	0-0	1-3
03-04	1-1	0-2	0-0	1-3
04-05	0-2	0-2	0-0	0-4
05-06	1-1	0-2	0-0	1-3
06-07	0-2	0-2	0-0	0-4
07-08	2-0	1-1	0-0	3-1
08-09	2-0	1-1	0-0	3-1
09-10	1-1	0-2	0-0	1-3
10-11	0-2	1-1	0-0	1-3
11-12	0-2	1-1	0-0	1-3
12-13	0-2	0-2	0-0	0-4
13-14	2-0	0-2	0-0	2-2
14-15	2-0	2-0	0-0	4-0
15-16	0-2	1-1	0-0	1-3
TOTALS	31-22	16-38	0-0	47-60

MILWAUKEE BUCKS

1001 N. Fourth St.
Milwaukee, WI 53203
(414) 227-0500

SCHEDULE (All Times Eastern)

MILWAUKEE	Wed., Nov. 16	7:30
at Milwaukee	Fri., Dec. 9	8:00
MILWAUKEE	Sun., Jan. 15	3:00
at Milwaukee	Fri., Mar. 24	8:00

2015-16 RESULTS

Milwaukee, 2-1
(High Scorer, ATL/MIL)
Jan. 15 at Milwaukee (108-101, OT, Bucks)
Millsap 23/Antetokounmpo 28
Feb. 20 at Atlanta (117-109, 2OT, Bucks)
Millsap 27/Parker 28
Mar. 25 at Atlanta (101-90, Hawks)
Teague 18/Parker 19

SERIES FACTS

Current Streak: Atlanta, one win
Current Home Streak: Won 1
Current Road Streak: Lost 2
Last Home Win: 3/25/16, 101-90
Last Road Win: 2/22/15, 97-86
Last Home Loss: 2/20/16, 117-109, 2 OT
Last Road Loss: 1/15/16, 108-101, OT
Biggest Win: 39 (1/15/87), 130-91
Biggest Loss: 36 (2/14/71), 124-88

ATLANTA ALL-TIME RECORD vs. MILWAUKEE

Season	Home	Road	Neutral	Total
68-69	3-0	1-1	0-1	4-2
69-70	1-2	2-0	0-1	3-3
70-71	0-3	1-1	0-0	1-4
71-72	1-1	1-2	0-0	2-3
72-73	1-1	0-2	0-0	1-3
73-74	0-2	0-1	1-0	1-3
74-75	1-1	1-1	0-0	2-2
75-76	1-1	1-1	0-0	2-2
76-77	2-0	0-2	0-0	2-2
77-78	1-1	1-1	0-0	2-2
78-79	2-0	1-0	0-0	3-0
79-80	1-0	0-1	0-0	1-1
80-81	1-2	0-3	0-0	1-5
81-82	2-1	1-2	0-0	3-3
82-83	1-2	0-2	0-0	1-4
83-84	2-1	1-2	0-0	3-3
84-85	1-2	1-2	0-0	2-4
85-86	3-0	0-3	0-0	3-3
86-87	3-0	0-3	0-0	3-3
87-88	2-1	1-2	0-0	3-3
88-89	3-0	3-0	0-0	6-0
89-90	3-0	0-2	0-0	2-2
90-91	1-1	1-2	0-0	2-3
91-92	2-0	1-1	0-0	3-1
92-93	1-2	2-0	0-0	3-2
93-94	2-0	3-0	0-0	5-0
94-95	1-1	0-2	0-0	1-3
95-96	2-0	0-2	0-0	2-2
96-97	2-0	2-0	0-0	4-0
97-98	2-0	1-1	0-0	3-1
98-99	1-1	0-1	0-0	1-2
99-00	0-2	0-2	0-0	0-4
00-01	1-1	0-2	0-0	1-3
01-02	1-1	0-2	0-0	1-3
02-03	2-0	0-2	0-0	2-2
03-04	1-1	1-1	0-0	2-2
04-05	1-0	0-2	0-0	1-2
05-06	0-2	1-1	0-0	1-3
06-07	1-1	0-1	0-0	1-2
07-08	2-0	0-2	0-0	2-2
08-09	2-0	1-1	0-0	3-1
09-10	1-0	1-1	0-0	2-1
10-11	1-1	1-1	0-0	2-2
11-12	1-0	1-1	0-0	2-1
12-13	2-0	2-0	0-0	4-0
13-14	1-0	2-0	0-0	3-0
14-15	1-1	2-0	0-0	3-1
15-16	1-1	0-1	0-0	1-2
TOTALS	68-37	38-63	1-2	107-102

MINNESOTA TIMBERWOLVES

600 First Ave. North
Minneapolis, MN 55403
(612) 673-1600

SCHEDULE (All Times Eastern)

MINNESOTA	Wed., Dec. 21	7:30
at Minnesota	Mon., Dec. 26	8:00

2015-16 RESULTS

Minnesota, 2-0
(High Scorer, ATL/MIN)
Nov. 9 at Atlanta (117-107, Timberwolves)
Teague 24/Wiggins 33
Nov. 25 at Minnesota (99-95, Timberwolves)
Two w/22/LaVine 18

SERIES FACTS

Current Streak: Minnesota, two wins
Current Home Streak: Lost 1
Current Road Streak: Lost 1
Last Home Win: 1/25/15, 112-100
Last Road Win: 2/9/15, 117-105
Last Home Loss: 11/9/15, 117-107
Last Road Loss: 11/25/15, 99-95
Biggest Win: 25 (12/22/09), 112-87
Biggest Loss: 24 (3/26/14), 107-83

ATLANTA ALL-TIME RECORD vs. MINNESOTA

Season	Home	Road	Neutral	Total
89-90	1-0	0-1	0-0	1-1
90-91	1-0	0-1	0-0	1-1
91-92	1-0	1-0	0-0	2-0
92-93	1-0	1-0	0-0	2-0
93-94	1-0	1-0	0-0	2-0
94-95	1-0	1-0	0-0	2-0
95-96	0-1	1-0	0-0	1-1
96-97	1-0	1-0	0-0	2-0
97-98	0-1	0-1	0-0	0-2
99-00	1-0	0-1	0-0	1-1
00-01	0-1	0-1	0-0	0-2
01-02	0-1	0-1	0-0	0-2
02-03	0-1	0-1	0-0	0-2
03-04	1-0	0-1	0-0	1-1
04-05	1-0	0-1	0-0	1-1
05-06	1-0	0-1	0-0	1-1
06-07	1-0	1-0	0-0	2-0
07-08	1-0	1-0	0-0	2-0
08-09	1-0	1-0	0-0	2-0
09-10	1-0	1-0	0-0	2-0
10-11	1-0	1-0	0-0	2-0
11-12	1-0	0-0	0-0	1-0
12-13	1-0	0-1	0-0	1-1
13-14	1-0	0-1	0-0	1-1
14-15	1-0	1-0	0-0	2-0
15-16	0-1	0-1	0-0	0-2
TOTALS	20-6	12-13	0-0	32-19

NEW ORLEANS PELICANS

1250 Poydras, 19th Floor
New Orleans, LA 70113
(504) 593-4700

SCHEDULE (All Times Eastern)

NEW ORLEANS	Tue., Nov. 22	7:30
at New Orleans	Thu., Jan. 5	8:00

2015-16 RESULTS

Atlanta, 2-0
(High Scorer, ATL/NO)
Nov. 6 at New Orleans (121-115, Hawks)
Two w/22/Davis 43
Nov. 11 at Atlanta (106-98, Hawks)
Horford 26/Gordon 26

SERIES FACTS

Current Streak: Atlanta, two wins
Current Home Streak: Won 2
Current Road Streak: Won 1
Last Home Win: 11/11/15, 106-98
Last Road Win: 11/6/15, 121-115
Last Home Loss: 3/21/14, 111-105
Last Road Loss: 2/2/15, 115-100
Biggest Win: 23 (11/14/09), 121-98
Biggest Loss: 41 (1/21/11), 100-59

ATLANTA ALL-TIME RECORD vs. NEW ORLEANS

Season	Home	Road	Neutral	Total
02-03	2-0	0-2	0-0	2-2
03-04	2-0	0-2	0-0	2-2
04-05	0-1	1-0	0-0	1-1
05-06	1-0	0-1	0-0	1-1
06-07	0-1	0-1	0-0	0-2
07-08	0-1	0-1	0-0	0-2
08-09	1-0	1-0	0-0	2-0
09-10	1-0	0-1	0-0	1-1
10-11	0-1	0-1	0-0	0-2
11-12	0-0	1-0	0-0	1-0
12-13	0-1	1-0	0-0	1-1
13-14	0-1	0-1	0-0	0-2
14-15	1-0	0-1	0-0	1-1
15-16	1-0	1-0	0-0	2-0
TOTALS	9-6	5-11	0-0	14-17

NEW YORK KNICKERBOCKERS

Two Pennsylvania Plaza
New York, NY 10121
(212) 465-6471

SCHEDULE (All Times Eastern)

at New York	Sun., Nov. 20	12:00
NEW YORK	Wed., Dec. 28	7:30
at New York	Mon., Jan. 16	1:00
NEW YORK	Sun., Jan. 29	3:00

2015-16 RESULTS

Series tied, 2-2
(High Scorer, ATL/NYK)
Oct. 29 at New York (112-101, Hawks)
Teague 23/Anthony 25
Dec. 26 at Atlanta (117-98, Hawks)
Millsap 22/Anthony 18
Jan. 3 at New York (111-97, Knicks)
Millsap 19/Afflalo 38
Jan. 5 at Atlanta (107-101, Knicks)
Millsap 19/Two w/23

SERIES FACTS

Current Streak: New York, two wins
Current Home Streak: Lost 1
Current Road Streak: Lost 1
Last Home Win: 12/26/15, 117-98
Last Road Win: 10/29/15, 112-101
Last Home Loss: 1/5/16, 107-101
Last Road Loss: 1/3/16, 111-97
Biggest Win: 37 (4/3/87), 126-89
Biggest Loss: 36 (1/3/81), 131-95
36 (4/13/01), 101-65

ATLANTA ALL-TIME RECORD vs. NEW YORK

Season	Home	Road	Neutral	Total
49-51***				3-5
51-55**				9-20
55-68*	38-13	24-23	12-6	74-42
68-69	2-1	0-3	0-0	2-4
69-70	2-1	2-1	0-0	4-2
70-71	1-2	2-1	0-0	3-3
71-72	2-0	1-1	0-0	3-1
72-73	2-1	1-2	0-0	3-3
73-74	1-2	0-3	0-0	1-5
74-75	0-2	0-2	0-0	0-4
75-76	2-0	1-2	0-0	3-2
76-77	1-1	0-2	0-0	1-3
77-78	1-1	1-1	0-0	2-2
78-79	2-0	0-2	0-0	2-2
79-80	3-0	1-2	0-0	4-2
80-81	1-2	1-2	0-0	2-4
81-82	3-0	2-1	0-0	5-1
82-83	1-1	2-1	0-0	3-2
83-84	3-0	1-1	0-0	4-1
84-85	2-1	1-2	0-0	3-3
85-86	3-0	2-1	0-0	5-1
86-87	3-0	2-1	0-0	5-1
87-88	2-1	1-2	0-0	3-3
88-89	1-1	1-1	0-0	2-2
89-90	0-2	1-1	0-0	1-3
90-91	2-0	1-1	0-0	3-1
91-92	1-1	1-1	0-0	2-2
92-93	1-1	1-1	0-0	2-2
93-94	1-1	1-1	0-0	2-2
94-95	2-0	0-2	0-0	2-2
95-96	0-1	2-0	0-0	2-1
96-97	1-1	0-2	0-0	1-3
97-98	1-1	1-1	0-0	2-2
98-99	1-1	1-0	0-0	2-1
99-00	2-0	0-1	0-0	2-1
00-01	2-0	0-2	0-0	2-2
01-02	1-1	0-2	0-0	1-3
02-03	1-1	0-2	0-0	1-3
03-04	0-1	0-2	0-0	0-3
04-05	0-2	1-1	0-0	1-3
05-06	2-0	0-2	0-0	2-2
06-07	1-1	0-1	0-0	1-2
07-08	2-0	2-0	0-0	4-0
08-09	1-0	0-2	0-0	1-2
09-10	1-1	0-2	0-0	1-3
10-11	1-1	1-1	0-0	2-2
11-12	1-1	0-1	0-0	1-2
12-13	0-1	0-2	0-0	0-3
13-14	1-1	1-1	0-0	2-2
14-15	1-0	1-1	0-0	2-1
15-16	1-1	1-1	0-0	2-2
TOTALS	104-51	62-91	12-6	190-173
ATL TOTALS	65-37	38-66	0-0	103-103

***1949-51 signifies Tri-Cities Blackhawks years.
**1951-55 signifies Milwaukee Hawks years.
*1955-68 signifies St. Louis Hawks years.

OKLAHOMA CITY THUNDER

211 N. Robinson, Suite 300
Oklahoma City, OK 73102
(405) 208-4800

SCHEDULE (All Times Eastern)

OK. CITY	Mon., Dec. 5	7:30
at OK. City	Mon., Dec. 19	8:00

2015-16 RESULTS

Series tied, 1-1
(High Scorer, ATL/OKC)
Nov. 30 at Atlanta (106-100, Hawks)
Millsap 26/Westbrook 34
Dec. 10 at Oklahoma City (107-94, Thunder)
Bazemore 22/Durant 25

SERIES FACTS

Current Streak: Oklahoma City, one win
Current Home Streak: Won 2
Current Road Streak: Lost 3
Last Home Win: 11/30/15, 106-100
Last Road Win: 11/4/12, 104-95
Last Home Loss: 12/10/13, 101-92
Last Road Loss: 12/10/15, 107-94
Biggest Win: 38 (3/15/72), 134-96
Biggest Loss: 24 (4/3/93), 129-105

ATLANTA ALL-TIME RECORD vs. OKLAHOMA CITY

Season	Home	Road	Neutral	Total
67-68*	4-0	3-0	1-0	8-0
68-69	2-1	2-1	0-0	4-2
69-70	4-0	1-2	0-0	5-2
70-71	1-1	2-1	0-0	3-2
71-72	1-2	0-2	0-0	1-4
72-73	2-0	1-1	0-0	3-1
73-74	2-0	2-0	0-0	4-0
74-75	2-0	1-1	0-0	3-1
75-76	1-1	0-2	0-0	1-3
76-77	0-1	1-1	0-0	1-2
77-78	2-0	0-1	0-0	2-1
78-79	1-1	0-2	0-0	1-3
79-80	0-1	0-1	0-0	0-2
80-81	1-0	0-1	0-0	1-1
81-82	0-1	1-0	0-0	1-1
82-83	1-0	0-1	0-0	1-1
83-84	1-0	0-1	0-0	1-1
84-85	1-0	0-1	0-0	1-1
85-86	1-0	0-1	0-0	1-1
86-87	1-0	1-0	0-0	2-0
87-88	1-0	1-0	0-0	2-0
88-89	1-0	0-1	0-0	1-1
89-90	1-0	0-1	0-0	1-1
90-91	1-0	0-1	0-0	1-1
91-92	0-1	1-0	0-0	1-1
92-93	1-0	0-1	0-0	1-1
93-94	1-0	0-1	0-0	1-1
94-95	0-1	0-1	0-0	0-2
95-96	0-1	0-1	0-0	0-2
96-97	0-1	1-0	0-0	1-1
97-98	1-0	0-1	0-0	1-1
99-00	0-1	1-0	0-0	1-1
00-01	0-1	1-0	0-0	1-1
01-02	0-1	0-1	0-0	0-2
02-03	1-0	0-1	0-0	1-1
03-04	0-1	1-0	0-0	1-1
04-05	0-1	0-1	0-0	0-2
05-06	0-1	0-1	0-0	0-2
06-07	0-1	0-1	0-0	0-2
07-08	0-1	1-0	0-0	1-1
08-09	1-0	1-0	0-0	2-0
09-10	0-1	0-1	0-0	0-2
10-11	0-1	0-1	0-0	0-2
11-12	1-0	0-0	0-0	1-0
12-13	0-1	1-0	0-0	1-1
13-14	0-1	0-1	0-0	0-2
14-15	1-0	0-1	0-0	1-1
15-16	1-0	0-1	0-0	1-1
TOTALS	40-25	24-38	1-0	65-63
ATL TOTALS	35-25	21-38	0-0	56-63

* 1967-68 signifies St. Louis Hawks years.

ORLANDO MAGIC

8701 Maitland Summit Blvd.
Orlando, FL 32810
(407) 916-2400

SCHEDULE (All Times Eastern)

ORLANDO	Tue., Dec. 13	7:30
at Orlando	Wed., Jan. 4	7:00
ORLANDO	Sat., Feb. 4	7:00
at Orlando	Sat., Feb. 25	7:00

2015-16 RESULTS

Series tied, 2-2
(High Scorer, ATL/ORL)
Dec. 20 at Orlando (103-100, Hawks)
Korver 19/Vucevic 20
Jan. 18 at Atlanta (98-81, Hawks)
Horford 15/A. Gordon 18
Feb. 7 at Orlando (96-94, Magic)
Teague 24/Vucevic 22
Feb. 8 at Atlanta (117-110, OT, Magic)
Horford 27/Vucevic 28

SERIES FACTS

Current Streak: Orlando, two wins
Current Home Streak: Lost 1
Current Road Streak: Lost 1
Last Home Win: 1/18/16, 98-81
Last Road Win: 12/20/15, 103-100
Last Home Loss: 2/8/16, 117-110, OT
Last Road Loss: 2/7/16, 96-94
Biggest Win: 39 (11/11/89), 148-109
Biggest Loss: 41 (12/19/92), 125-84

ATLANTA ALL-TIME RECORD vs. ORLANDO

Season	Home	Road	Neutral	Total
89-90	2-0	3-0	0-0	5-0
90-91	1-0	0-1	0-0	1-1
91-92	1-1	1-1	0-0	2-2
92-93	1-1	0-2	0-0	1-3
93-94	2-0	1-1	0-0	3-1
94-95	1-1	0-2	0-0	1-3
95-96	2-0	0-2	0-0	2-2
96-97	2-0	1-1	0-0	3-1
97-98	1-1	1-1	0-0	2-2
98-99	1-1	1-1	0-0	2-2
99-00	0-1	0-2	0-0	0-3
00-01	1-1	0-2	0-0	1-3
01-02	1-1	0-2	0-0	1-3
02-03	2-0	0-1	0-0	2-1
03-04	0-2	1-1	0-0	1-3
04-05	1-1	0-2	0-0	1-3
05-06	2-0	0-2	0-0	2-2
06-07	2-0	1-1	0-0	3-1
07-08	1-1	1-1	0-0	2-2
08-09	0-2	1-1	0-0	1-3
09-10	1-1	0-2	0-0	1-3
10-11	2-0	1-1	0-0	3-1
11-12	1-0	2-0	0-0	3-0
12-13	2-0	2-0	0-0	4-0
13-14	1-1	1-1	0-0	2-2
14-15	2-0	1-1	0-0	3-1
15-16	1-1	1-1	0-0	2-2
TOTALS	34-17	20-33	0-0	54-50

PHILADELPHIA 76ERS

3601 S. Broad St.
Philadelphia, PA 19148
(215) 339-7600

SCHEDULE (All Times Eastern)

at Philadelphia	Sat., Oct. 29	12:30
PHILADELPHIA	Sat., Nov. 12	7:30
PHILADELPHIA	Sat., Jan. 21	7:00
at Philadelphia	Wed., Mar. 29	7:00

2015-16 RESULTS

Atlanta, 3-0
(High Scorer, ATL/PHI)
Dec. 16 at Atlanta (127-106, Hawks)
Millsap 21/Canaan 24
Jan. 7 at Philadelphia (126-98, Hawks)
Bazemore 22/Okafor 21)
Feb. 3 at Philadelphia (124-86, Hawks)
Two w/13/Stauskas 17

SERIES FACTS

Current Streak: Atlanta, three wins
Current Home Streak: Won 5
Current Road Streak: Won 2
Last Home Win: 12/16/15, 127-106
Last Road Win: 2/3/16, 124-86
Last Home Loss: 4/5/13, 101-90
Last Road Loss: 3/7/15, 92-84
Biggest Win: 38 (2/3/16), 124-86
Biggest Loss: 47 (12/8/82), 132-85

ATLANTA ALL-TIME RECORD vs. PHILADELPHIA

Season	Home	Road	Neutral	Total
55-68*	34-15	12-30	11-15	57-60
68-69	1-2	0-3	0-0	1-5
69-70	2-1	1-2	0-0	3-3
70-71	3-0	1-2	0-0	4-2
71-72	2-1	1-1	0-1	3-3
72-73	3-0	2-0	1-0	6-0
73-74	2-1	1-1	0-1	3-3
74-75	2-0	0-2	0-0	2-2
75-76	2-1	0-2	0-0	2-3
76-77	1-1	0-2	0-0	1-3
77-78	1-1	1-1	0-0	2-2
78-79	2-0	0-2	0-0	2-2
79-80	2-1	2-1	0-0	4-2
80-81	1-2	0-3	0-0	1-5
81-82	1-2	2-1	0-0	3-3
82-83	2-1	0-3	0-0	2-4
83-84	3-0	2-1	0-0	5-1
84-85	0-2	0-3	0-0	0-5
85-86	3-0	1-1	0-0	4-1
86-87	2-1	1-2	0-0	3-3
87-88	3-0	3-0	0-0	6-0
88-89	2-0	0-2	0-0	2-2
89-90	1-1	1-1	0-0	2-2
90-91	0-2	0-2	0-0	0-4
91-92	1-1	1-1	0-0	2-2
92-93	1-1	2-0	0-0	3-1
93-94	2-0	2-0	0-0	4-0
94-95	1-1	2-0	0-0	3-1
95-96	1-1	1-0	0-0	2-1
96-97	2-0	2-0	0-0	4-0
97-98	2-0	1-1	0-0	3-1
98-99	1-0	1-1	0-0	2-1
99-00	0-2	0-2	0-0	0-4
00-01	0-1	0-2	0-0	0-3
01-02	1-1	0-2	0-0	1-3
02-03	1-1	2-0	0-0	3-1
03-04	1-1	0-1	0-0	1-2
04-05	1-1	0-2	0-0	1-3
05-06	1-0	0-2	0-0	1-2
06-07	1-1	0-2	0-0	1-3
07-08	1-1	2-0	0-0	3-1
08-09	1-1	0-1	0-0	1-2
09-10	1-0	1-1	0-0	2-1
10-11	1-1	1-1	0-0	2-2
11-12	0-1	0-2	0-0	0-3
12-13	1-1	1-1	0-0	2-2
13-14	2-0	1-0	0-0	3-0
14-15	2-0	1-1	0-0	3-1
15-16	1-0	2-0	0-0	3-0
TOTALS	102-52	54-91	12-17	168-160
ATL TOTALS	65-36	39-58	1-2	105-96

* 1955-68 signifies St. Louis Hawks years.

PHOENIX SUNS

201 E. Jefferson St.
Phoenix, AZ 85004
(602) 379-7900

SCHEDULE (All Times Eastern)

at Phoenix	Wed., Nov. 30	9:00
PHOENIX	Tue., Mar. 28	7:30

2015-16 RESULTS

Series tied, 1-1
(High Scorer, ATL/PHO)
Jan. 23 at Phoenix (98-95, Suns)
Bazemore 21/Goodwin 24
Apr. 5 at Atlanta (103-90, Hawks)
Teague 20/Booker 34

SERIES FACTS

Current Streak: Atlanta, one win
Current Home Streak: Won 2
Current Road Streak: Lost 1
Last Home Win: 4/5/16, 103-90
Last Road Win: 3/13/15, 96-87
Last Home Loss: 3/24/14, 102-95
Last Road Loss: 1/23/15, 98-95
Biggest Win: 41 (3/10/71), 139-98
Biggest Loss: 44 (3/30/00), 118-74

ATLANTA ALL-TIME RECORD vs. PHOENIX

Season	Home	Road	Neutral	Total
68-69	2-0	3-0	1-0	6-0
69-70	2-1	0-2	0-1	2-4
70-71	1-2	0-2	0-0	1-4
71-72	2-0	1-2	0-0	3-2
72-73	1-0	1-1	0-0	2-1
73-74	1-1	0-2	0-0	1-3
74-75	2-0	2-0	0-0	4-0
75-76	0-2	0-2	0-0	0-4
76-77	0-2	0-2	0-0	0-4
77-78	1-0	1-1	1-0	3-1
78-79	1-0	1-1	1-0	3-1
79-80	1-0	0-1	0-0	1-1
80-81	0-1	0-1	0-0	0-2
81-82	1-0	0-1	0-0	1-1
82-83	1-0	0-1	0-0	1-1
83-84	1-0	0-1	0-0	1-1
84-85	1-0	1-0	0-0	2-0
85-86	1-0	1-0	0-0	2-0
86-87	1-0	0-1	0-0	1-1
87-88	1-0	0-1	0-0	1-1
88-89	0-1	1-0	0-0	1-1
89-90	0-1	0-1	0-0	0-2
90-91	0-1	0-1	0-0	0-2
91-92	1-0	1-0	0-0	2-0
92-93	0-1	0-1	0-0	0-2
93-94	1-0	0-1	0-0	1-1
94-95	1-0	0-1	0-0	1-1
95-96	0-1	0-1	0-0	0-2
96-97	1-0	0-1	0-0	1-1
97-98	0-1	0-1	0-0	0-2
98-99	1-0	0-0	0-0	1-0
99-00	0-1	0-1	0-0	0-2
00-01	0-1	0-1	0-0	0-2
01-02	1-0	0-1	0-0	1-1
02-03	0-1	0-1	0-0	0-2
03-04	0-1	1-0	0-0	1-1
04-05	0-1	0-1	0-0	0-2
05-06	0-1	0-1	0-0	0-2
06-07	0-1	1-0	0-0	1-1
07-08	1-0	0-1	0-0	1-1
08-09	0-1	0-1	0-0	0-2
09-10	1-0	0-1	0-0	1-1
10-11	0-1	0-1	0-0	0-2
11-12	0-1	1-0	0-0	1-1
12-13	1-0	0-1	0-0	1-1
13-14	0-1	0-1	0-0	0-2
14-15	1-0	1-0	0-0	2-0
15-16	1-0	0-1	0-0	1-1
TOTALS	32-26	17-43	3-1	52-70

PORTLAND TRAIL BLAZERS

One Center Court, Suite 200
Portland, OR 97227
(503) 234-9291

SCHEDULE (All Times Eastern)

at Portland	Mon., Feb. 13	10:30
PORTLAND	Sat., Mar. 18	6:00

2015-16 RESULTS

Atlanta, 2-0
(High Scorer, ATL/POR)
Dec. 21 at Atlanta (106-97, Hawks)
Schröder 18/Crabbe 19
Jan. 20 at Portland (104-98, Hawks)
Two w/23/McCollum 28

SERIES FACTS

Current Streak: Atlanta, four wins
Current Home Streak: Won 2
Current Road Streak: Won 2
Last Home Win: 12/21/15, 106-97
Last Road Win: 1/20/16, 104-98
Last Home Loss: 3/27/14, 100-85
Last Road Loss: 3/5/14, 102-78
Biggest Win: 27 (1/17/74), 126-99
Biggest Loss: 40 (11/11/77), 132-92

ATLANTA ALL-TIME RECORD vs. PORTLAND

Season	Home	Road	Neutral	Total
70-71	2-0	0-2	0-0	2-2
71-72	2-0	2-0	0-0	4-0
72-73	2-0	2-0	0-0	4-0
73-74	2-0	0-2	0-0	2-2
74-75	0-2	1-1	0-0	1-3
75-76	1-1	1-1	0-0	2-2
76-77	2-0	1-1	0-0	3-1
77-78	1-1	0-2	0-0	1-3
78-79	2-0	0-2	0-0	2-2
79-80	1-0	1-0	0-0	2-0
80-81	1-0	0-0	0-1	1-1
81-82	1-0	1-0	0-0	2-0
82-83	1-0	0-1	0-0	1-1
83-84	0-1	0-1	0-0	0-2
85-86	1-0	1-0	0-0	2-0
86-87	1-0	0-1	0-0	1-1
87-88	0-1	0-1	0-0	0-2
88-89	1-0	0-1	0-0	1-1
89-90	1-0	0-1	0-0	1-1
90-91	1-0	0-1	0-0	1-1
91-92	0-1	0-1	0-0	0-2
92-93	1-0	0-1	0-0	1-1
93-94	1-0	0-1	0-0	1-1
94-95	0-1	1-0	0-0	1-1
95-96	1-0	1-0	0-0	2-0
96-97	1-0	1-0	0-0	2-0
97-98	0-1	1-0	0-0	1-1
99-00	0-1	0-1	0-0	0-2
00-01	1-0	0-1	0-0	1-1
01-02	1-0	0-1	0-0	1-1
02-03	0-1	0-1	0-0	0-2
03-04	0-1	0-1	0-0	0-2
04-05	0-1	0-1	0-0	0-2
05-06	0-1	0-1	0-0	0-2
06-07	0-1	1-0	0-0	1-1
07-08	0-1	0-1	0-0	0-2
08-09	1-0	0-1	0-0	1-1
09-10	1-0	1-0	0-0	2-0
10-11	1-0	1-0	0-0	2-0
11-12	1-0	0-1	0-0	1-1
12-13	0-1	1-0	0-0	1-1
13-14	0-1	0-1	0-0	0-2
14-15	1-0	1-0	0-0	2-0
15-16	1-0	1-0	0-0	2-0
TOTALS	35-18	20-34	0-1	55-53

SACRAMENTO KINGS

One Sports Parkway
Sacramento, CA 95834
(916) 455-4647

SCHEDULE (All Times Eastern)

SACRAMENTO	Mon., Oct. 31	7:30
at Sacramento	Fri., Feb. 10	10:30

2015-16 RESULTS

Series tied, 1-1
(High Scorer, ATL/SAC)
Nov. 18 at Atlanta (103-97, Hawks)
Millsap 23/Cousins 24
Jan. 21 at Sacramento (91-88, Kings)
Millsap 14/Cousins 24

SERIES FACTS

Current Streak: Sacramento, one win
Current Home Streak: Won 9
Current Road Streak: Lost 1
Last Home Win: 11/18/15, 103-97
Last Road Win: 3/16/15, 110-103
Last Home Loss: 3/3/06, 102-93
Last Road Loss: 1/21/16, 91-88
Biggest Win: 25 (3/9/15), 130-105
Biggest Loss: 29 (12/5/69), 156-127

ATLANTA ALL-TIME RECORD vs. SACRAMENTO

Season	Home	Road	Neutral	Total
49-55**				14-37
55-68*	46-11	22-37	8-14	76-62
68-69	2-1	1-1	1-0	4-2
69-70	1-1	0-1	2-1	3-3
70-71	2-1	0-3	0-0	2-4
71-72	2-1	1-2	0-0	3-3
72-73	2-0	0-2	0-0	2-2
73-74	0-2	1-1	0-0	1-3
74-75	1-1	1-1	0-0	2-2
75-76	2-0	0-2	0-0	2-2
76-77	0-2	1-0	0-0	1-2
77-78	1-0	1-1	0-0	2-1
78-79	2-0	0-2	0-0	2-2
79-80	0-1	0-1	0-0	0-2
80-81	1-0	0-1	0-0	1-1
81-82	1-0	0-1	0-0	1-1
82-83	0-1	0-1	0-0	0-2
83-84	0-1	0-1	0-0	0-2
84-85	0-1	0-1	0-0	0-2
85-86	1-0	1-0	0-0	2-0
86-87	1-0	1-0	0-0	2-0
87-88	0-1	1-0	0-0	1-1
88-89	1-0	1-0	0-0	2-0
89-90	1-0	0-1	0-0	1-1
90-91	1-0	1-0	0-0	2-0
91-92	1-0	0-1	0-0	1-1
92-93	1-0	0-1	0-0	1-1
93-94	1-0	1-0	0-0	2-0
94-95	1-0	0-1	0-0	1-1
95-96	1-0	1-0	0-0	2-0
96-97	1-0	1-0	0-0	2-0
97-98	1-0	1-0	0-0	2-0
99-00	1-0	1-0	0-0	2-0
00-01	1-0	0-1	0-0	1-1
01-02	0-1	0-1	0-0	0-2
02-03	1-0	0-1	0-0	1-1
03-04	0-1	0-1	0-0	0-2
04-05	0-1	0-1	0-0	0-2
05-06	0-1	0-1	0-0	0-2
06-07	1-0	0-1	0-0	1-1
07-08	1-0	0-1	0-0	1-1
08-09	1-0	1-0	0-0	2-0
09-10	1-0	1-0	0-0	2-0
10-11	1-0	1-0	0-0	2-0
11-12	0-0	1-0	0-0	1-0
12-13	1-0	1-0	0-0	2-0
13-14	1-0	1-0	0-0	2-0
14-15	1-0	1-0	0-0	2-0
15-16	1-0	0-1	0-0	1-1
TOTALS	87-29	45-72	11-15	157-153
ATL TOTALS	41-18	23-35	3-1	67-54

** 1949-55 signifies Tri-Cities (49-51) and Milwaukee (51-55) years.
* 1955-68 signifies St. Louis Hawks years.

SAN ANTONIO SPURS

AT&T Center
One AT&T Center
San Antonio, TX 78219
(210) 444-5000

SCHEDULE (All Times Eastern)

SAN ANTONIO	Sun., Jan. 1	6:00
at San Antonio	Mon., Mar. 13	8:00

2015-16 RESULTS

San Antonio, 2-0
(High Scorer, ATL/SAS)
Nov. 28 at San Antonio (108-88, Spurs)
Scott 12/Leonard 22
Dec. 12 at Atlanta (103-78, Spurs)
Millsap 22/Leonard 22

SERIES FACTS

Current Streak: San Antonio, 11 wins
Current Home Streak: Lost 5
Current Road Streak: Lost 18
Last Home Win: 3/21/10, 119-114, OT
Last Road Win: 2/15/97, 109-89
Last Home Loss: 12/12/15, 103-78
Last Road Loss: 11/28/15, 108-88
Biggest Win: 24 (11/28/87), 124-100
Biggest Loss: 39 (11/21/03), 114-75

ATLANTA ALL-TIME RECORD vs. SAN ANTONIO

Season	Home	Road	Neutral	Total
76-77	2-0	2-0	0-0	4-0
77-78	1-1	0-2	0-0	1-3
78-79	2-0	1-1	0-0	3-1
79-80	2-1	3-0	0-0	5-1
80-81	1-0	0-1	0-0	1-1
81-82	0-1	1-0	0-0	1-1
82-83	0-1	0-1	0-0	0-2
83-84	1-0	0-1	0-0	1-1
84-85	0-1	0-1	0-0	0-2
85-86	1-0	0-1	0-0	1-1
86-87	1-0	1-0	0-0	2-0
87-88	1-0	1-0	0-0	2-0
88-89	1-0	0-1	0-0	1-1
89-90	1-0	0-1	0-0	1-1
90-91	1-0	1-0	0-0	2-0
91-92	0-1	0-1	0-0	0-2
92-93	1-0	1-0	0-0	2-0
93-94	1-0	0-1	0-0	1-1
94-95	1-0	0-1	0-0	1-1
95-96	0-1	0-1	0-0	0-2
96-97	1-0	1-0	0-0	2-0
97-98	1-0	0-1	0-0	1-1
99-00	0-1	0-1	0-0	0-2
00-01	0-1	0-1	0-0	0-2
01-02	0-1	0-1	0-0	0-2
02-03	1-0	0-1	0-0	1-1
03-04	1-0	0-1	0-0	1-1
04-05	0-1	0-1	0-0	0-2
05-06	1-0	0-1	0-0	1-1
06-07	0-1	0-1	0-0	0-2
07-08	0-1	0-1	0-0	0-2
08-09	0-1	0-1	0-0	0-2
09-10	1-0	0-1	0-0	1-1
10-11	0-1	0-1	0-0	0-2
11-12	0-0	0-1	0-0	0-1
12-13	0-1	0-1	0-0	0-2
13-14	0-1	0-1	0-0	0-2
14-15	0-1	0-1	0-0	0-2
15-16	0-1	0-1	0-0	0-2
TOTALS	24-19	12-32	0-0	36-51

TORONTO RAPTORS

Air Canada Centre
40 Bay Street, Suite 400
Toronto, Ontario M5J 2X2
(416) 815-5600

SCHEDULE (All Times Eastern)

at Toronto	Sat., Dec. 3	7:30
at Toronto	Fri., Dec. 16	7:30
TORONTO	Fri., Mar. 10	8:00

2015-16 RESULTS

Toronto, 3-1
(High Scorer, ATL/TOR)
Dec. 2 at Atlanta (96-86, Raptors)
Millsap 14/Lowry 31
Mar. 10 at Toronto (104-96, Raptors)
Horford 20/DeRozan 30
Mar. 30 at Toronto (105-97, Raptors)
Teague 18/DeRozan 26
Apr. 7 at Atlanta (95-87, Hawks)
Teague 23/Lowry 16

SERIES FACTS

Current Streak: Atlanta, one win
Current Home Streak: Won 1
Current Road Streak: Lost 2
Last Home Win: 4/7/16, 95-87
Last Road Win: 1/16/15, 110-89
Last Home Loss: 12/2/15, 96-86
Last Road Loss: 3/30/16, 105-97
Biggest Win: 31 (12/2/09), 146-115
Biggest Loss: 39 (4/12/02), 112-73

ATLANTA ALL-TIME RECORD vs. TORONTO

Season	Home	Road	Neutral	Total
95-96	2-0	2-0	0-0	4-0
96-97	2-0	2-0	0-0	4-0
97-98	2-0	2-0	0-0	4-0
98-99	1-1	1-0	0-0	2-1
99-00	1-1	1-1	0-0	2-2
00-01	1-1	1-1	0-0	2-2
01-02	0-2	0-2	0-0	0-4
02-03	1-1	0-2	0-0	1-3
03-04	1-1	0-2	0-0	1-3
04-05	0-1	1-1	0-0	1-2
05-06	0-2	1-1	0-0	1-3
06-07	1-1	1-1	0-0	2-2
07-08	1-1	0-1	0-0	1-2
08-09	2-0	1-1	0-0	3-1
09-10	2-0	1-1	0-0	3-1
10-11	1-0	2-0	0-0	3-0
11-12	1-1	2-0	0-0	3-1
12-13	1-1	1-0	0-0	2-1
13-14	2-0	0-2	0-0	2-2
14-15	0-2	1-1	0-0	1-3
15-16	1-1	0-2	0-0	1-3
TOTALS	23-17	20-19	0-0	43-36

UTAH JAZZ

301 West South Temple
Salt Lake City, UT 84101
(801) 325-2500

SCHEDULE (All Times Eastern)

at Utah	Fri., Nov. 25	8:00
UTAH	Mon., Feb. 6	7:30

2015-16 RESULTS

Series tied, 1-1
(High Scorer, ATL/UT)
Nov. 15 at Atlanta (97-96, Jazz)
Millsap 28/Favors 23
Mar. 8 at Utah (91-84, Hawks)
Teague 24/Hayward 22

SERIES FACTS

Current Streak: Atlanta, one win
Current Home Streak: Lost 1
Current Road Streak: Won 6
Last Home Win: 11/12/14, 100-97
Last Road Win: 3/8/16, 91-84
Last Home Loss: 11/15/15, 97-96
Last Road Loss: 2/23/09, 108-89
Biggest Win: 34 (12/2/78), 128-94
Biggest Loss: 29 (11/13/76), 115-86

ATLANTA ALL-TIME RECORD vs. UTAH

Season	Home	Road	Neutral	Total
74-75	3-1	0-4	0-0	3-5
75-76	1-2	1-2	0-0	2-4
76-77	0-2	1-1	0-0	1-3
77-78	1-0	0-1	1-1	2-2
78-79	2-0	0-2	0-0	2-2
79-80	1-0	1-0	0-0	2-0
80-81	1-0	1-0	0-0	2-0
81-82	1-0	1-0	0-0	2-0
82-83	1-0	1-0	0-0	2-0
83-84	1-0	0-1	0-0	1-1
84-85	0-0	1-0	1-0	1-1
85-86	0-1	0-1	0-0	0-2
86-87	1-0	1-0	0-0	2-0
87-88	1-0	0-1	0-0	1-1
88-89	0-1	1-0	0-0	1-1
89-90	1-0	0-1	0-0	1-1
90-91	1-0	0-1	0-0	1-1
91-92	1-0	0-1	0-0	1-1
92-93	1-0	1-0	0-0	2-0
93-94	1-0	0-1	0-0	1-1
94-95	0-1	0-1	0-0	0-2
95-96	1-0	0-1	0-0	1-1
96-97	1-0	0-1	0-0	1-1
97-98	0-1	0-1	0-0	0-2
99-00	0-1	0-1	0-0	0-2
00-01	0-1	0-1	0-0	0-2
01-02	1-0	0-1	0-0	1-1
02-03	1-0	0-1	0-0	1-1
03-04	0-1	0-1	0-0	0-2
04-05	0-1	0-1	0-0	0-2
05-06	0-1	0-1	0-0	0-2
06-07	0-1	0-1	0-0	0-2
07-08	1-0	0-1	0-0	1-1
08-09	1-0	0-1	0-0	1-1
09-10	1-0	1-0	0-0	2-0
10-11	0-1	1-0	0-0	1-1
11-12	1-0	0-0	0-0	1-0
12-13	1-0	1-0	0-0	2-0
13-14	1-0	1-0	0-0	2-0
14-15	1-0	1-0	0-0	2-0
15-16	0-1	1-0	0-0	1-1
TOTALS	30-17	16-31	2-1	48-49

WASHINGTON WIZARDS

601 F Street, NW
Washington, DC 20004
(202) 661-5000

SCHEDULE (All Times Eastern)

WASHINGTON	Thu., Oct. 27	7:30
at Washington	Fri., Nov. 4	7:00
WASHINGTON	Fri., Jan. 27	8:00
at Washington	Wed., Mar. 22	8:00

2015-16 RESULTS

Series tied, 2-2
(High Scorer, ATL/WAS)
Nov. 7 at Atlanta (114-99, Hawks)
Bazemore 25/Porter 23
Mar. 21 at Atlanta (117-102, Wizards)
Teague 23/Wall 27
Mar. 23 at Washington (122-101, Hawks)
Schröder 23/Thornton 23
Apr. 13 at Washington (109-98, Wizards)
Horford 19/Sessions 22

SERIES FACTS

Current Streak: Washington, one win
Current Home Streak: Lost 1
Current Road Streak: Lost 1
Last Home Win: 11/7/15, 114-99
Last Road Win: 3/23/16, 122-101
Last Home Loss: 3/21/16, 117-102
Last Road Loss: 4/13/16, 109-98
Biggest Win: 31 (1/11/15), 120-89
Biggest Loss: 32 (4/9/11), 115-83

ATLANTA ALL-TIME RECORD vs. WASHINGTON

Season	Home	Road	Neutral	Total
61-68*	22-4	10-19	6-5	38-28
68-69	1-2	1-2	0-0	2-4
69-70	1-2	1-2	0-0	2-4
70-71	1-2	2-1	0-0	3-3
71-72	2-1	0-3	0-0	2-4
72-73	3-1	0-3	0-0	3-4
73-74	3-1	1-3	0-0	4-4
74-75	3-1	0-4	0-0	3-5
75-76	1-2	0-3	0-0	1-5
76-77	1-1	0-2	0-0	1-3
77-78	0-1	0-2	1-0	1-3
78-79	1-1	1-1	0-0	2-2
79-80	3-0	0-3	0-0	3-3
80-81	1-2	0-2	0-0	1-4
81-82	2-1	0-3	0-0	2-4
82-83	3-0	1-2	0-0	4-2
83-84	2-1	2-1	0-0	4-2
84-85	3-0	0-3	0-0	3-3
85-86	1-1	0-3	0-0	1-4
86-87	3-0	2-0	0-0	5-0
87-88	2-1	1-2	0-0	3-3
88-89	2-0	1-1	0-0	3-1
89-90	0-2	2-0	0-0	2-2
90-91	2-0	0-2	0-0	2-2
91-92	1-1	1-1	0-0	2-2
92-93	1-1	1-1	0-0	2-2
93-94	2-0	2-0	0-0	4-0
94-95	2-0	2-0	0-0	4-0
95-96	1-1	0-2	0-0	1-3
96-97	2-0	0-1	0-0	2-1
97-98	2-0	2-0	0-0	4-0
98-99	1-1	1-0	0-0	2-1
99-00	1-1	0-2	0-0	1-3
00-01	1-1	1-1	0-0	2-2
01-02	0-1	0-2	0-0	0-3
02-03	1-1	1-1	0-0	2-2
03-04	1-1	1-1	0-0	2-2
04-05	0-2	0-2	0-0	0-4
05-06	1-1	0-2	0-0	1-3
06-07	1-1	0-2	0-0	1-3
07-08	0-2	2-0	0-0	2-2
08-09	2-0	2-0	0-0	4-0
09-10	2-0	2-0	0-0	4-0
10-11	2-0	1-1	0-0	3-1
11-12	2-0	1-0	0-0	3-0
12-13	2-0	1-1	0-0	3-1
13-14	1-1	0-2	0-0	1-3
14-15	2-0	1-1	0-0	3-1
15-16	1-1	1-1	0-0	2-2
TOTALS	95-44	48-91	7-5	150-140
ATL TOTALS	71-40	37-72	1-0	112-112

* 1961-68 signifies St. Louis Hawks years

ATLANTA HAWKS ALL - TIME RECORD

Team	Hawks Record W-L	Atlanta Record W-L
Boston Celtics	140-225	89-122
Brooklyn Nets (1)	97-70	97-70
Charlotte Bobcats (2)	61-44	61-44
Chicago Bulls	108-123	96-120
Cleveland Cavaliers	117-99	117-99
Dallas Mavericks	38-32	38-32
Denver Nuggets	45-38	45-38
Detroit Pistons (3)	176-164	96-122
Golden State Warriors (4)	142-142	58-65
Houston Rockets (5)	74-74	67-73
Indiana Pacers	99-81	99-81
L.A. Clippers (6)	76-40	76-40
L.A. Lakers (7)	139-184	48-75
Memphis Grizzlies (8)	26-14	26-14
Miami Heat	47-60	47-60
Milwaukee Bucks	107-102	107-102
Minnesota Timberwolves	32-19	32-19
New Orleans Pelicans (9)	14-17	14-17
New York Knickerbockers	190-173	103-103
Oklahoma City Thunder (10)	65-63	57-63
Orlando Magic	54-50	54-50
Philadelphia 76ers (11)	168-160	111-100
Phoenix Suns	52-70	52-70
Portland Trail Blazers	55-53	55-53
Sacramento Kings (12)	157-153	67-54
San Antonio Spurs	36-51	36-51
Toronto Raptors	43-36	43-36
Utah Jazz (13)	48-49	48-49
Washington Wizards (14)	150-140	112-112

1 - New Jersey/Brooklyn Nets
2 - Charlotte Bobcats/Charlotte Hornets
3 - Ft. Wayne/Detroit Pistons
4 - Philadelphia/San Francisco/Golden State Warriors
5 - San Diego/Houston Rockets
6 - Buffalo Braves/San Diego/Los Angeles Clippers
7 - Minneapolis/Los Angeles Lakers
8 - Vancouver/Memphis Grizzlies
9 - New Orleans-Oklahoma City/New Orleans Hornets/New Orleans Pelicans
10 - Oklahoma City/Seattle SuperSonics/Oklahoma City Thunder
11 - Syracuse Nationals/Philadelphia 76ers
12 - Rochester/Cincinnati Royals/Kansas City-Omaha/Kansas City/Sacramento Kings
13 - New Orleans/Utah Jazz
14 - Chicago Packers/Zephyrs/Baltimore/Capital/Washington Bullets/Wizards

Dwight Howard

MEDIA
ATLANTA
31
Mike
MUSCALA

MEDIA INFORMATION

Garin Narain
Senior VP of Public Relations
garin.narain@hawks.com
O: 404.878.3893
C: 404.395.0710

Jon Steinberg
Senior Director of Media Relations
jon.steinberg@hawks.com
O: 404.878.3266
C: 404.388.2778

Jason Roose
Senior Manager of Media Relations
jason.roose@hawks.com
O: 404.878.3773
C: 404.388.2772

Welcome to the 2016-17 edition of Atlanta Hawks and NBA basketball. As the Hawks enter their 49th year in Atlanta, the organization appreciates your efforts and extends its cooperation to assist you in your duties. In an effort to continue a smooth and efficient operation this season, the following rules have been established.

GENERAL INFORMATION

Additional Hawks information and photographs are available by contacting the PR Department at 404.878.3800. Further information is available via the Hawks PR twitter feed (@hawkspr) and the Hawks media website (http://atlantahawkspr.wordpress.com/).

INTERVIEW REQUESTS

When requesting interviews with members of the Hawks coaching staff, its players and other members of the organization, please contact the PR Department.

PRACTICE INFORMATION

Hawks practices are closed to the media, except for the final 30 minutes per team policy. Additionally, the coaches office, the training room, the weight room and the locker room are off-limits to the media at all times, unless permission has been granted by a member of the PR staff in advance (NO EXCEPTIONS). If you require a one-on-one interview, we ask that you contact the Hawks PR Department. Only accredited media will be allowed to attend Hawks practices, as all sessions are closed to the general public. Practices are held on the Philips Arena practice court (directions are listed on next page).

REPORTERS AND CAMERAPERSONS ARE ASKED TO MAINTAIN PROFESSIONALISM WHEN ATTENDING ALL PRACTICE SESSIONS.

PHOTOGRAPHERS & VIDEOGRAPHERS

The same policies in place for media members are the same for all photographers and videographers. The last 30 minutes are available for B-roll and still photographers, from the baseline area nearest the media room only.

PLEASE REMEMBER THAT PRACTICE TIMES ARE SUBJECT TO CHANGE.

SHOOTAROUNDS

When scheduled, Hawks shootarounds will generally take place on the main floor of Philips Arena. All shootarounds are closed to the media, followed by interview availability.

PLEASE REMEMBER THAT SHOOTAROUND TIMES ARE SUBJECT TO CHANGE.

PHILIPS ARENA DIRECTIONS/PARKING

Going north from the airport on I-75/85, take the World Congress Center/Andrew Young International Blvd. exit. Turn left at end of the exit onto International. Proceed to Centennial Olympic Park Drive and take a left. At the corner of Marietta Street, take a right. Take a left at Baker St. and follow the signs to Media Parking Lot B. For a map to media parking, check page 296.

MEDIA INFORMATION, CONTINUED

SEASON MEDIA CREDENTIALS

The Hawks will provide full season credentials to those working media outlets that have covered and attended 75% or more of our home games in past years. For those media members who receive this pass, your photo will accompany it. Be advised that this pass is required at each game and must be displayed at all times.

SINGLE-GAME MEDIA CREDENTIALS

Single-game credentials (press and photo) must be requested via e-mail to the Hawks PR Department, no later than 12 noon the day before the game (Friday noon for weekend or Monday games). You may e-mail your request to garin.narain@hawks.com, jon.steinberg@hawks.com and jason.roose@hawks.com. Pre-arranged credentials may be picked up from the Media Entrance on the service level of Philips Arena. Those regularly assigned to the Hawks and the opposing teams will be seated in one of the Hawks media seating areas. A map of media seating areas is located on page xxx. Seating charts are posted just inside the press room and near the media restrooms. Those requesting single-game credentials will be seated on a first-come, first-served basis. GUESTS ARE NOT PERMITTED.

STILL PHOTOGRAPHERS & TV VIDEOGRAPHERS CREDENTIALS

Season credentials will be limited to those outlets that have covered and attended 75% or more of our home games in past years. For those media members who receive this pass, your photo will accompany it. Be advised that this pass is required at each game and must be displayed at all times. Credentialed photographers must sit in designated positions. Photographers will not be allowed to sit on the sidelines at Philips Arena, unless there is prior approval from the PR Department. No photography of any Hawks game shall be released to any individual other than the entity for whom the pass was issued and subject to the rules governing such use as described on the reverse side of the credential. Any variation to this policy will result in forfeiture of future credentials. Single-game photographer and videographer credentials will be issued on a space-available basis. Freelance photographers requesting credentials must submit a letter citing a specific assignment from a publication to obtain working passes. NO STILL PHOTOGRAPHER OR TV VIDEOGRAPHER IS ALLOWED TO SIT IN THE FOUR FIVE-FOOT ESCAPE LANES, LOCATED ON BOTH SIDES OF BOTH BASKET STANCHIONS. IN ADDITION, ALL WORKING CAMERAS MUST HAVE A RUBBER LENS SHADE PER NBA POLICY. All single-game still photographer and videographer credential requests must be received no later than 12 noon the day before the game (Friday noon for weekend or Monday games). STILL PHOTOGRAPHERS ARE NOT ALLOWED IN THE HAWKS OR VISITING TEAM LOCKER ROOMS AT ANY TIME. ANY PERSON USING A CAMERA PHONE IN THE LOCKER ROOM WILL BE REMOVED AND MAY HAVE THEIR CREDENTIAL REVOKED.

LOCKER ROOM ACCESS

The team locker rooms are located on the service level of Philips Arena, in the hallways behind the team bench areas. NBA media regulations govern the accessibility to the locker rooms prior to games. In accordance with NBA policy, both the Hawks and visiting team locker rooms will be opened 75 minutes prior to game time, closed 45 minutes prior to game time and will re-open following a cooling-off period after the game. Still photographers will not be permitted in the team locker rooms.

NO AUTOGRAPHS ARE ALLOWED DURING MEDIA ACCESS PERIODS

PHILIPS ARENA MEDIA WORKROOM

The Hawks Media Workroom is located to the right just inside the media entrance. The Media Workroom will be open two-and-a-half-hours prior to game time, at halftime and following the game. Press room usage is only available to those with a valid Hawks media credential, and wireless network access and telephones are available for filing purposes after the contest. We ask that professional and courteous consideration be given to the media who are working each game in the work areas.

MEDIA INFORMATION, CONTINUED

PRESS ENTRANCE

Follow the same directions to Philips Arena, and the entrance is on Baker St. (located on the right) before you get to Media Parking Lot B. The press room is located directly on the right as you enter. For a map of that location, check page 294.

PRESS SERVICES

Game notes will be available in the press room two hours prior to game time. Game statistics (play-by-play, quarter stats and halftime box scores) will be delivered to the press table, while final boxes, quarter boxes and play-by-plays will be available in the Media Workroom after the game.

PREGAME/POSTGAME COACHES INTERVIEW ROOM

Coach Budenholzer will be available to the media approximately 105 minutes prior to the scheduled tip-off. Following a cooling-off period after each game, Coach Budenholzer will conduct his postgame press conference in the press conference room located on the locker room hallway. The visiting head coach will conduct his postgame interview outside of the visiting team locker room.

AUTOGRAPHS

Media members are not permitted to ask for players' or coaches' autographs during media access periods.

PLAYER WARMUPS

The playing floor as well as team bench areas are off-limits to media personnel and scouts during pregame warm-ups. Players are available for interviews in the locker rooms during the access period. Pregame media interview requests made well in advance are strongly recommended.

TICKET REQUESTS

Media members wishing to purchase tickets to any Hawks home or road game are asked to request these tickets through the PR Department or the ticket office. While there is no guarantee that each request will be fulfilled, we ask that all requests are made in advance.

STATISTICAL AND PRESS RELEASE INFORMATION

Statistics, team and player information can always be found on the Hawks web site at www.hawks.com. The Hawks also disseminate information to accredited members of the media through e-mail. Should you desire to receive press releases and other information via e-mail, please contact the Hawks PR Department. Media are also encouraged to log onto the Hawks media website (http://atlantahawkspr.wordpress.com) and follow @hawkspr on Twitter for the latest practice information, injury updates and more.

MEDIA INFORMATION, CONTINUED

STEVE HOLMAN

Voice of the Hawks

Georgia Radio Hall of Famer, 2015 and 2016 Gabby Award Winner from the Georgia Association of Broadcasters, and 2014 Georgia Sportscaster of the Year Steve Holman begins his 32nd season as "Voice of the Hawks," having never missed a broadcast, a span of more than 2,500 games.

His play-by-play streak, which began in March of 1989, is currently at 2,329 including regular season and playoffs.

Holman has announced Hawks games around the globe, including contests from Russia, England, Puerto Rico and Canada, and has been a part of several notable historical calls, including the night Dominique Wilkins became the team's all-time scoring leader, Lenny Wilkens' record-breaking 939th career win and the Hawks' first-ever trip to the Eastern Conference Finals in 2015.

The 62-year-old Holman had done play-by-play and color commentary on Hawks broadcasts for three-and-a-half years before taking over the full time play-by-play duties in 1989.

During the 1996 Centennial Olympic Games in Atlanta, Holman was part of Westwood One's/NBA National Radio coverage, calling play-by-play action for both the United States men's and women's gold medal basketball teams, in addition to boxing.

Holman's first radio job was as a 17-year-old high school senior at WCCM, where he got to work under sportscasting icon Curt Gowdy, who owned the station. Holman has been involved in the NBA since the early 1970s when he was broadcast assistant to the Boston Celtics' late play-by-play legend Johnny Most. Holman's first experience calling NBA action came in 1976 when Most lost his voice mid-game.

He has been a fixture on Atlanta radio since 1980 when he arrived to work on Falcons football and Atlanta Chiefs soccer. Along with his numerous awards for sports reporting, Holman has also won the Georgia Associated Press Award and the aforementioned 2014 Georgia Sportscaster of the Year by the NSSA for his Hawks broadcast coverage. Holman and his wife Mary Jane reside in Newnan and are the parents of two grown sons, Steve Jr., and Scott, whose wife Amy gave birth to Holman's first grandson, Connor, in November, 2011.

On March 23, 2015, Holman was honored on the floor of the Georgia State House of Representatives after a meeting with Georgia Governor Nathan Deal.

Holman was born March 5, 1954 in Lawrence, Massachusetts.

BOB RATHBUN

TV Play-by-Play

One of the NBA's most recognizable and decorated play-by-play announcers, Bob Rathbun enters his 21st season as the television play-by-play voice for the Hawks. Rathbun will call all of the games on the Hawks' FOX Sports Southeast package. He is the longest tenured TV play-by-play man in the franchise's history.

Rathbun has earned a variety of significant broadcasting awards during his career. Rathbun has won 10 Southeast Regional Emmy Awards, including one in 2015 for the Hawks vs. Los Angeles Clippers broadcast on December 23, 2014. In 2012, he earned Georgia Sportscaster of the Year honors from the National Sportscasters and Sportswriters Association (NSSA).

His basketball work has touched nearly all of the major broadcast outlets. His NBA work has earned him opportunities to call games for TNT and NBA TV, after a collegiate resume that includes stints with CBS (NCAA basketball tournament), ABC, and ESPN (college basketball plus college football and the College World Series).

Rathbun has served as the college basketball play-by-play announcer for the ACC Television Network through Raycom Sports since 1988, and he has called games for both the ACC and the SEC on Fox Sports South since he arrived in Atlanta in 1996. He is also the network's play-by-play voice for the WNBA's Atlanta Dream.

With an extensive sports background, Rathbun's broadcasting career has earned him eight Sportscaster of the Year honors (Virginia: 1980-82, 1985, 1988-89; Georgia 1998, 2012), a Distinguished Service Award from the ACC (1994), and a Distinguished Alumni Award from Catawba College (1988). He was inducted into his alma mater's Sports Hall of Fame in 2006.

His baseball resume includes 10 years as Fox Sports South's voice of the Atlanta Braves, three seasons on radio in Detroit with the Tigers, and part-time work on Baltimore Orioles' TV broadcasts.

Rathbun, who graduated with a Bachelor of Arts degree in speech from Catawba College (1976), and his wife Marybeth have two children, Court and Grace.

ANDRE ALDRIDGE

TV Sideline Reporter

Veteran NBA reporter Andre Aldridge will serve as the Hawks sideline reporter for the fifth straight season, after hosting the Hawks LIVE pregame, halftime and postgame shows in 2011-'12.

Prior to joining FOX Sports Southeast, Aldridge hosted numerous programs as a reporter and anchor for NBA TV, and before that, CNN, and ESPN. Aldridge has reported live from the NBA Finals and NBA All-Star Games, NFL Super Bowls, major boxing title fights and Major League Baseball games. Prior to joining ESPN, Aldridge was based in Los Angeles where he anchored a nightly national news program, "Press Box" for Prime Sports. Aldridge's vast media experience also includes stints at KMPC Radio in Los Angeles, KNBC in Los Angeles and KUTV in Salt Lake City. He attended the University of Southern California.

Mike Conti
Hawks Radio Pre- and Postgame Host

Mike Glenn
Hawks LIVE Analyst

Jerome Jurenovich
Hawks LIVE Host

Olivia Harlan
TV Sideline Reporter

ARENA
ATLANTA
32
SPALDING
32 Mike SCOTT

PHILIPS ARENA

BASKETBALL CAPACITY: 18,047

Located in the heart of downtown Atlanta's Centennial Park District, Philips Arena celebrates the city, literally spelling "ATLANTA" in 65-foot letters to welcome fans from all over the southeast United States. As the premiere venue for sports and live entertainment in the region, Philips Arena delivers top-ranked concert tours, professional and collegiate sporting events, family shows and conferences in a world-class setting with unparalleled customer service. Philips Arena hosts 160 events and 1.6 million guests annually. The arena is consistently ranked among the top venues and was most recently named No. 7 in the United States and No. 17 in the World for ticket sales in 2015 by leading industry publication Pollstar Magazine.

The Atlanta landmark has welcomed more than 23 million patrons through its doors since opening in September 1999 and has hosted many world-class events, including the 2012 ACC Men's Basketball Tournament, the 2004 U.S. Figure Skating Championship, the 2003 NBA All-Star events, and world-class performances by artists such as The Rolling Stones, Justin Timberlake, Tina Turner, Paul McCartney and Garth Brooks.

The venue adjoins world news hub CNN Center and sits within yards of the Georgia World Congress Center, the Georgia Dome, the Georgia Aquarium, College Football Hall of Fame, World of Coca-Cola and Centennial Olympic Park in the Centennial Park District in downtown Atlanta. The building is an official stop on the MARTA rail system, making transportation to the arena easy for those coming from any direction of the metro Atlanta area. With the downtown area boasting a large number of hotel options, Philips Arena is truly a destination for entertainment.

In the past few years, Philips Arena added 12 loge boxes, each seating four to six individuals in the lower bowl, all within 20 rows of the floor. Amenities provided to loge box members include special parking, private entrance, private bar, all-inclusive food and beverages and access to all Hawks home games and concerts at Philips Arena.

In April of 2012, Philips Arena opened RED by Wind Creek, a dining experience serving Contemporary American cuisine and offering first-of-its-kind design features in the arena and stadium industry. Guests have the opportunity to dine in tiered level seating within the restaurant and bar space, allowing for optimal visibility of the court and concert stage from inside and a centrally located show kitchen to enjoy the excitement of chefs preparing meals. RED is open to all ticketed guests before, during and after all Atlanta Hawks home games and other family and entertainment events.

RANKINGS AND ACCOLADES
Named for its title sponsor Philips, Philips Arena has earned numerous industry, media and public accolades for its design, acoustics, amenities and spectrum of events.

Philips Arena is consistently ranked among North America's Top 10 arenas based on attendance by Billboard and Pollstar magazines. In 2015, Pollstar Magazine ranked Philips Arena as the No. 7 concert and events venue in the United States and the No. 17 venue in the world. For 2014, Philips Arena ranked as the No. 4 concert and events venue in the United States and the No. 10 venue in the world. The arena ended 2013 as the No. 4 venue in the United States and No. 17 in the world. In 2011, Philips Arena was ranked as the No. 3 concert and events venue in the United States and No. 12 venue in the world by Pollstar. That same year, Philips Arena was recognized for its outstanding customer service when it was named by Smart Business Network Inc. as a 2011 World Class Customer Service Award Winner. In 2010, Billboard magazine named the arena the No. 8 concert venue in the United States (No. 10 in North America) in Billboard's Decade-End Top 10 based on ticket sales.

For two years in a row (2009 and 2010), Pollstar ranked Philips Arena the No. 4 venue in the United States. In April of 2009, Philips Arena became the first LEED certified NBA Arena for an existing building: Operations and Maintenance (LEED-EB: O&M) as specified by the United States Green Building Council (USGBC). LEED stands for "Leadership in Energy and Environmental Design," and represents independent, third-party verification that Philips Arena has met green building operating standards and performance measures.

The venue was ranked No. 3 in the United States and No. 8 in the world in Pollstar's end-of-year rankings for 2007 and 2008, and was one of six venues in the United States nominated for "Venue of the Year" by the magazine in 2007. In October 2007, Philips Arena received the Ticketmaster Platinum Ticket Award for exceeding 535,000 tickets through Ticketmaster channels for 2006. Additionally, Philips Arena captured Tour Guide Magazine's Top Dog Award as selected by tour industry professionals in 2006 for Best Large Venue.

In April 2005, USA Today ranked Philips Arena the No. 7 fan-friendliest NBA venue out of 29 arenas and No. 4 in the Eastern Conference. In this survey of the fan experience, Philips Arena finished No. 1 in the concessions category and its main concourse ranked second in atmosphere.

In 2002, Philips Arena was one of only four arenas in the United States to earn an "A" grade among venue naming rights deals ranked by Advertising Age magazine. The arena also earned Facilities and Event Management Prime Site Award in 2001 and 2002 through votes cast by promoters and arena peers.

Philips Arena's video production team has been recognized for excellence with multiple Golden Matrix Awards for video production at the annual IDEA Conferences, including awards in 2002 and 2005 for best overall video display for basketball, and in 2014 for best in-game feature.

PHILIPS ARENA SEATING CHART

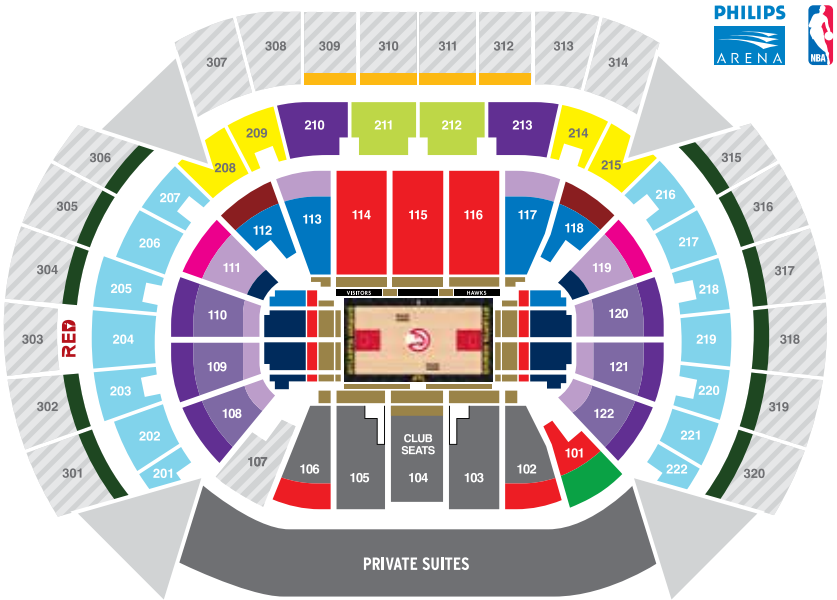

HISTORY
Philips Arena replaced the Omni Coliseum when it was imploded in 1997. The Omni was home to the NBA's Atlanta Hawks beginning with the 1968-69 season when they moved from St. Louis.

Philips Arena's sports attendance record of 20,425 was set on May 2, 2008 during the Hawks' thrilling NBA Playoffs win over the Boston Celtics, in game six of their first round series.

More than simply a music venue, Philips Arena hosts a variety of sports, entertainment and family events annually including Harlem Globetrotters, Disney On Ice, and Ringling Bros. and Barnum & Bailey Circus. It's a space of connection, access, memories, art and most of all, Atlanta.

CAPACITY AND ACCESSIBILITY
Maximum seating capacity of Philips Arena (approximate):
18,047 for Basketball
17,700 for Concerts in the Round
17,200 for 360 End Stage Concerts
13,600 for End Stage Concerts

Philips Arena's vertical suite design featuring all 92 business suites "stacked" in opera house style brought the upper rows of seats 20 feet closer to the floor than any venue built in decades. This structure, along with the superior acoustics – designed with input from R.E.M.'s Michael Mills – has proven to be a hit both with concert performers and their audiences. An additional 14 private suites are located courtside, and there are five party suites and four hospitality suites that are rented on a per-event basis.

Philips Arena meets all standards for accessibility by persons with disabilities. Disabled seating areas are accessible by wheelchairs and provide views of the arena floor equal to the sightlines for standing spectators. Visit www.PhilipsArena.com for an up-to-date schedule of events at Philips Arena.

DIRECTIONS
Philips Arena is located next to CNN Center, at the intersection of Marietta Street and Centennial Olympic Park Drive (formerly Techwood Drive).
Philips Arena
1 Philips Drive
Atlanta, GA 30303

PHILIPS ARENA SERVICE LEVEL MAP

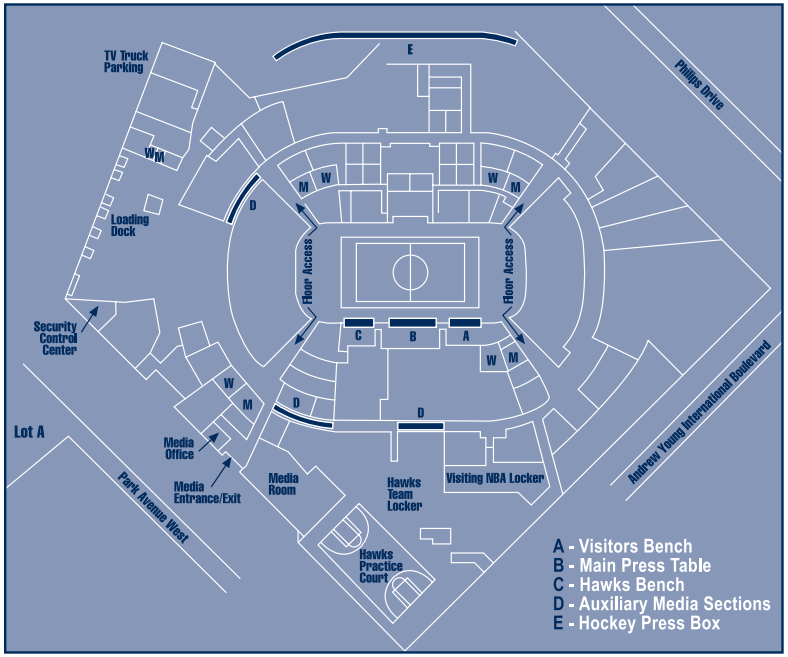

DIRECTIONS TO PHILIPS ARENA:

Going north from the airport on I-75/85, take the World Congress Center/Andrew Young International Blvd. exit. Turn left at the end of the exit onto International. Proceed to Centennial Olympic Park Drive and take a left. At the corner of Marietta Street, take a right. At Baker Street, take a left, cross over the railroad tracks, and follow the signs to Media Parking Lot A. If parking is not available in Lot A, proceed to Media Parking Lot B and you will find additional press parking at that location.

NBA COURT DIMENSIONS



PHILIPS ARENA FIRSTS

BELOW OCCURRED IN THE FIRST QUARTER ON 11/4/99:

Winner of the opening jump ball:	Ray Allen (Milwaukee)
First field goal attempt:	Glenn Robinson
First Hawks field goal attempt:	Bimbo Coles
First block:	Robert Traylor
First Hawks block:	Dikembe Mutombo
First rebound:	Jim Jackson
First field goal made:	Ray Allen
First personal foul:	J.R. Reid
First free throw attempt:	Robert Traylor
First free throw made:	Robert Traylor
First free throw missed:	Robert Traylor
First Hawks personal foul:	Jim Jackson
First Hawks points:	Roshown McLeod
First jump shot made:	Ray Allen
First assist:	Sam Cassell
First Hawks field goal:	Roshown McLeod
First Hawks assist:	Alan Henderson
First three-point field goal made:	Ray Allen
First Hawks three-point field goal attempt:	Jim Jackson
First loose ball foul:	J.R. Reid
First dunk:	Tim Thomas
First Hawks dunk:	Isaiah Rider
First goaltending:	Robert Traylor
First steal:	Robert Traylor
First Hawks steal:	Roshown McLeod
First individual turnover:	Sam Cassell
First Hawks turnover:	Jim Jackson
First timeout:	Hawks
First substitution:	Dale Ellis
First Hawks substitution:	Isaiah Rider
First technical foul:	Ervin Johnson
First traveling call:	Robert Traylor

BELOW OCCURRED IN THE SECOND QUARTER ON 11/4/99:

First three-point play:	Lorenzen Wright

BELOW OCCURRED IN THE THIRD QUARTER ON 11/4/99:

First 20-second timeout:	Hawks

BELOW OCCURRED IN THE FOURTH QUARTER ON 11/4/99:

First team to score 100 points:	Milwaukee

OTHER FIRSTS:

First Hawks win:	vs. Chicago (11/6/99)
First Hawks loss:	vs. Milwaukee (11/4/99)
First illegal defense:	Dikembe Mutombo (vs. Charlotte, 11/16/99)
First 24-second violation:	Bimbo Coles (vs. Charlotte, 11/16/99)
First delay of game:	vs. Chicago (11/6/99)
First three-second violation:	Roshown McLeod (vs. Chicago, 11/6/99)

2016-17 ATLANTA HAWKS SCHEDULE

OCT

S	M	T	W	T	F	S
						1
2	3	4	5	6 8:00 MEM	7	8 8:30 SAN
9	FSSE 10 7:30 CLE	11	12	FSSE 13 7:30 DET	14	15
16 6:00 ORL	17	FSSE 18 7:30 NO	19	20 8:00 CHI	21	22
23	24	25	26	FSSE 27 7:30 WAS	28	FSSE 29 12:30 PHI
30	FSSE 31 7:30 SAC					

NOV

S	M	T	W	T	F	S
		1	FSSE 2 7:30 LAL	3	FSSE 4 7:00 WAS	FSSE 5 7:30 HOU
6	7	FSSE NBA 8 7:00 CLE	FSSE 9 7:30 CHI	10	11	FSSE 12 7:30 PHI
13	14	FSSE 15 7:30 MIA	FSSE 16 7:30 MIL	17	FSSE 18 7:00 CHA	19
FSSE 20 12:00 NYK	21	FSSE NBA 22 7:30 NO	FSSE 23 7:00 IND	24	FSSE 25 8:00 UTA	26
FSSE 27 9:30 LAL	FSSE 28 10:30 GS	29	FSSE 30 9:00 PHX			

DEC

S	M	T	W	T	F	S
				1	FSSE 2 8:00 DET	FSSE 3 7:30 TOR
4	FSSE 5 7:30 OKC	6	FSSE 7 7:30 MIA	8	FSSE 9 8:00 MIL	10
11	12	FSSE 13 7:30 ORL	14	15	FSSE 16 7:30 TOR	FSSE 17 7:30 CHA
18	FSSE 19 8:00 OKC	20	FSSE 21 7:30 MIN	22	FSSE 23 9:00 DEN	24
25	FSSE 26 8:00 MIN	27	FSSE 28 7:30 NYK	29	FSSE 30 8:00 DET	31

JAN

S	M	T	W	T	F	S
FSSE NBA 1 6:00 SAN	2	3	FSSE 4 7:00 ORL	FSSE 5 8:00 NO	6	FSSE 7 8:30 DAL
8	9	FSSE 10 7:30 BKN	11	12	ESPN 13 8:00 BOS	14
FSSE 15 3:00 MIL	FSSE NBA 16 1:00 NYK	17	FSSE ESPN 18 8:00 DET	19	FSSE 20 8:00 CHI	FSSE 21 7:00 PHI
22	FSSE 23 7:30 LAC	24	FSSE 25 8:00 CHI	26	FSSE 27 8:00 WAS	28
FSSE 29 3:00 NYK	30	31				

FEB

S	M	T	W	T	F	S
			FSSE 1 7:30 MIA	TNT 2 8:00 HOU	3	FSSE 4 7:00 ORL
5	FSSE 6 7:30 UTA	7	FSSE 8 7:30 DEN	9	FSSE 10 10:30 SAC	11
12	TNT 13 10:30 POR	14	FSSE 15 10:30 LAC	16	17 ★	18 ★
19 ★	20	21	22	23	FSSE 24 8:00 MIA	FSSE 25 7:00 ORL
26	FSSE 27 7:30 BOS	28				

MAR

S	M	T	W	T	F	S
			FSSE 1 7:30 DAL	2	FSSE 3 8:00 CLE	4
FSSE 5 3:00 IND	FSSE 6 7:30 GS	7	FSSE 8 7:30 BKN	9	FSSE 10 8:00 TOR	FSSE 11 9:00 MEM
12	TNT 13 8:00 SAN	14	15	FSSE 16 7:30 MEM	17	FSSE 18 6:00 POR
19	FSSE 20 7:00 CHA	21	FSSE ESPN 22 8:00 WAS	23	FSSE NBA 24 8:00 MIL	25
FSSE 26 1:00 BKN	27	FSSE 28 7:30 PHX	FSSE 29 7:00 PHI	30	31	

APR

S	M	T	W	T	F	S
						FSSE NBA 1 5:00 CHI
FSSE 2 6:00 BKN	3	4	5	TNT 6 8:00 BOS	FSSE NBA 7 7:00 CLE	8
FSSE NBA 9 3:30 CLE	10	FSSE 11 7:30 CHA	FSSE ESPN 12 8:00 IND	13	14	15

- PRESEASON HOME
- PRESEASON AWAY
- HOME GAME
- AWAY GAME
- ★ ALL-STAR WEEKEND

All games available in HD. All games listed as Eastern Time (ET) and subject to change.

FOX SPORTS SOUTHEAST: FSSE | NBA TV: NBA | NBA on TNT: TNT | NBA on ESPN: ESPN