

**PHILIPS**

Healthcare



# No silos. No limits.

At Philips, we help create seamless solutions that connect data, technology and people. Because today health knows no bounds, and neither should healthcare.

There's always a way to make life better.

See how we're removing the limits of care at [philips.com/nobounds](https://philips.com/nobounds)

innovation  you



2017-18 ATLANTA HAWKS MEDIA GUIDE



## MEDIA GUIDE 2017-18

[HAWKS.COM](https://hawks.com)





**HAWKS**  
BASKETBALL

**ATL**



***SOUTHEAST***™  
***HOME OF THE HAWKS***



**STREAM  
LIVE**



**AT&T U-VERSE**  
CH. 1729

**DIRECTV**  
CH. 649

**DISH**  
CH. 437

**SPECTRUM**  
CH. 723

**XFINITY**  
CH. 884



## ATLANTA HAWKS

Ownership .....	6
Executive Management.....	7

## FRONT OFFICE

Steve Koonin .....	8
Travis Schlenk .....	9
Jeff Peterson .....	9
John Treloar.....	10
Rick Sund .....	10
Dominique Wilkins.....	11
Basketball Operations .....	13
Mike Budenholzer.....	16
Coaching Staff .....	17
Athletic Performance Team .....	20
Community Development .....	22

## PLAYERS

Hawks Roster .....	26
Luke Babbitt .....	28
Kent Bazemore.....	30
Marco Belinelli.....	32
DeAndre' Bembry .....	34
Nicolas Brussino.....	36
John Collins.....	38
Dewayne Dedmon .....	40
Malcolm Delaney.....	42
Tyler Dorsey .....	44
Ersan Ilyasova .....	46
Josh Magette.....	48
Mike Muscala.....	50
Miles Plumlee.....	52
Taurean Prince.....	54
Dennis Schröder.....	56

## 2016-17 REVIEW

Summary .....	60
Final Statistics .....	61
High Games .....	62
Game By Game Results .....	64
Quarter By Quarter Results .....	66
Hawks Team Stats .....	68
Opp. Team Stats .....	70
Miscellaneous Numbers .....	72

## RECORDS

Hawks Yearly Leaders .....	78
Hawks Individual Records .....	86
Hawks Team Records .....	88
All Time Career Leaders .....	90
All Time Season Leaders .....	92
Ind. Opp. Single Game Records .....	95

## RECORDS CONT.

Team Opp. Single Game Records .....	97
Philips Arena Records .....	99
Atl./Opp. Highs & Lows .....	102
Hawks Select Circle .....	103
Opp. Select Circle .....	104
NBA Stat Leaders .....	105
Starting Lineups .....	106
Sundry Hawks Records .....	107
The Last Time .....	108

## HISTORY

Yearly W-L Results .....	110
Hawks Coaching Records .....	111
Yearly Results .....	112
1968-17 Transactions .....	161
1968-17 Offensive Stats .....	175
1968-17 Defensive Stats .....	176
1977-17 Attendance .....	177
Misc. Records .....	179
Overtime .....	183
1968-17 Draft Choices .....	185
All-Time Roster .....	187
All-Time Uniform Numbers .....	200
History of the Hawks .....	201
Retired Numbers .....	210
Individual Honors .....	211
Weekly/Monthly Honors .....	212
Collier Trophy .....	213

## PLAYOFFS

All-Time Playoff Results .....	216
2017 Playoff Results .....	219
Hawks Playoff Highs .....	220
Hawks Individual Records .....	221
Hawks Team Records .....	222
Opp. Individual Records .....	224
Opp. Team Records .....	225
Yearly Stats .....	227

## NBA

NBA Directory .....	236
NBA G League Directory .....	237
2017 NBA Award Winners .....	239
Final NBA Standings .....	240
Final NBA Stats .....	241
2017 NBA Draft .....	246
Past NBA Champions .....	247
All-Time Award Winners .....	248
All-Time NBA Leaders .....	249

## OPPONENTS

Team by Team .....	254
Hawks All-Time vs. Opp. ....	283

## MEDIA

Media Information .....	286
Hawks Radio / TV .....	289

## PHILIPS ARENA

General Information .....	292
Seating Chart .....	293
Arena Transformation.....	294
Service Level Map .....	295
Court Dimensions .....	296
Philips Arena Firsts .....	297

## PRODUCTION NOTES

Exec. Editor:	Garin Narain
Editor:	Jon Steinberg
Asst. Editors:	Jason Roose Jelani Downing
Photography:	Scott Cunningham Greg Miller Zach Wolfe NBAE / Getty Images Hawks Photo Files
Design:	Cliff Lummus
Printer:	Tucker Castleberry

© 2017 Atlanta Hawks. All NBA and team insignia depicted in this publication are the property of NBA Properties, Inc. and the respective teams of the NBA and may not be reproduced for commercial purposes without the prior written consent of NBA Properties, Inc. The information contained in this publication was compiled by the Atlanta Hawks and is provided as a courtesy to our fans and the press and may be used only for personal or editorial purposes. Any commercial use of this information is prohibited without the prior written consent of the Atlanta Hawks.



# TABLE OF CONTENTS

## 2017-18 ATLANTA HAWKS MEDIA GUIDE



## STAFF DIRECTORY

Atlanta Hawks  
Centennial Tower  
101 Marietta St. NW, Suite 1900  
Atlanta, Georgia 30303

## ATLANTA HAWKS

## OWNERSHIP

Principal Owner & Chair of the Board of Directors.....Tony Ressler  
Vice Chair of the Board.....Grant Hill

## EXECUTIVE MANAGEMENT

Chief Executive Officer,  
Atlanta Hawks and Phillips Arena.....Steve Koonin  
Chief Operating Officer.....Thad Sheely  
Senior Vice President of Ticket Sales & Service.....Kyle Brunson  
Senior Vice President of  
Content, Production & Experience.....Matt Bunting  
Executive Vice President &  
General Manager, Arena Programming.....Trey Feazell  
Executive Vice President of External Affairs &  
Executive Director, Atlanta Hawks Foundation.....David Lee  
Senior Vice President of Hawks Public Relations.....Garin Narain  
Vice President of Customer Service,  
Security, Parking and Operations.....Jason Parker  
Executive Vice President &  
Chief Marketing Officer.....Melissa Proctor  
Executive Vice President &  
Chief Revenue Officer.....Andrew Saltzman  
Chief Diversity & Inclusion Officer &  
Senior Vice President, Community.....Nzinga Shaw  
Executive Vice President &  
General Manager, Phillips Arena.....Brett Stefansson  
Vice President and Creative Director.....David Tann  
Chief Information Officer.....Marcus Wasdin  
Executive Vice President &  
Chief Legal Officer.....Scott Wilkinson

## BASKETBALL OPERATIONS

General Manager, Atlanta Hawks.....Travis Schlenk  
Assistant General Manager.....Jeff Peterson  
Director, Player Personnel.....John Treloar  
Senior Advisor, Basketball Operations.....Rick Sund  
Senior Director, Team Operations.....Dan Martinez  
Executive Director of  
Basketball Strategy & Analytics.....Dan Rosenbaum  
Director, Basketball Operations.....Mike McNeive  
Manager, Scouting.....Dotun Akinwale  
Director of Player Engagement.....Annabel Padilla  
Director, Basketball Facilities.....David Painter  
Manager of Travel & Equipment.....Zac Walsh  
Manager of Basketball Operations & Information.....Daniel Starkman  
Assistant Video Coordinator.....Ian McKiernan  
Coordinator of Equipment.....Tim Wilson  
College Scout.....Rod Higgins  
Scout.....Richard Midgley  
Scout.....Derek Pierce  
International Scout.....Alejandro Gonzalez  
International Scout.....Danko Miholic  
Team Security Officer.....Vince Velazquez  
Team Security Officer.....Darryl Williams

## HAWKS COACHING STAFF

Head Coach.....Mike Budenholzer  
Assistant Coaches.....Darvin Ham  
Taylor Jenkins  
Charles Lee  
Ben Sullivan  
Chris Jent  
Patrick St. Andrews

Administration: (404) 878-3800  
Sales: 1-866-715-1500  
Administration Fax Number: (404) 878-3836  
Media Relations Fax Number: (404) 878-3590

Video Coordinator.....Zach Peterson  
Executive Assistant to the Head Coach.....Joy Bruno  
Player Development Assistant.....Daniel Brady  
Player Development Seasonal Assistant.....Therian Williams  
Player Development Seasonal Assistant.....Schuyler Rimmer  
Basketball Operations Seasonal Assistant.....Ben Carloni  
Basketball Operations Seasonal Assistant.....Ryan Silverstein

## ERIE BAYHAWKS STAFF

Manager, Basketball Operations &  
General Manager.....Malik Rose  
Head Coach.....Josh Longstaff  
Assistant Coaches.....Cameron Black  
Chase Buford  
Thomas Jackson  
Head Athletic Trainer.....Peter Elliott

## HAWKS TRAINING STAFF

Executive Director of Athletic Performance.....Keke Lyles  
Head Athletic Trainer.....Scottie Parker  
Director of Rehabilitation.....Michael Roncarati  
Assistant Athletic Trainer & Performance Coach.....Brady Howe  
Performance Therapist.....Adam Loiacono  
Sports Scientist/Assistant Strength & Conditioning Coach.....Daniel Bove

## HAWKS MEDICAL STAFF

Head Team Physician.....Dr. Ken Mautner  
Team Physician (Orthopedic).....Dr. Kyle Hammond  
Team Physician (Internal Medicine).....Dr. Scott Kleber  
Team Ophthalmology.....Dr. Anastasios Costarides  
Team Dentist.....Dr. Neal Shah

## HAWKS COMMUNICATIONS

Senior Director, Brand Communications.....Janet Smith  
Senior Director, Media Relations.....Jon Steinberg  
Senior Manager, Media Relations.....Jason Roose  
Manager, Corporate Communications.....Jelani Downing  
Specialist, Media Monitoring & Communications.....Max Strauss  
Public Relations Seasonal Assistant.....Colin Riley  
Communications Trainee.....Gianna Seeny

## TELEVISION AND BROADCAST

Hawks Radio Announcer.....Steve Holman  
Hawks TV Play-by-Play.....Bob Rathbun  
Hawks Television Analyst &  
Vice President, Basketball.....Dominique Wilkins

## CORPORATE ADMINISTRATION

Senior Executive Assistant to the CEO.....Anne Smith  
Executive Assistant, Strategy.....Esti Crumley

## CORPORATE PARTNERSHIPS

Senior Director, Corporate Partnerships.....Jen Evans  
Director, Corporate Partnerships.....Stewart Tanner  
Director, Partnership Development.....Erin Anastasi  
Senior Manager, Corporate Partnerships.....Chris Beaudin  
Senior Manager, Corporate Partnerships.....Leo Yerashunas  
Senior Manager, Partnership Marketing.....Jen Faires  
Manager, Corporate Partnerships.....Tony Alexander  
Manager, Corporate Partnerships.....Dan Vasquezna  
Manager, Partnership Marketing.....Kendele Hickombottom  
Manager, Partnership Marketing.....Aman Milner  
Manager, Partnership Marketing.....Neda Perry  
Senior Coordinator, Partnership Marketing.....Arpan Patel  
Coordinator, Partnership Marketing.....Renee Allison  
Designer, Partnership Marketing.....Alice Chaosurawong  
Assistant, Corporate Partnerships.....Vickie Ashley

## STAFF DIRECTORY

Trainee, Corporate Partnerships.....Emily Onorato  
Trainee, Partnership Marketing.....Quinton Washington

## REVENUE INTEGRATION

Director, Revenue Operations & Event Management.....Brandi Burton  
Senior Manager, Membership Engagement.....Nikia Bynum-Whitaker  
Coordinator, Revenue Operations.....Marcella Archambault  
Coordinator, Revenue Operations.....Natalie Porter  
Trainee, Revenue Integration.....Andrea Humphrys

## TICKET SALES, SERVICE &amp; BOX OFFICE

Senior Director, Membership Services.....Brad Hamacher  
Senior Director, Ticket Sales.....Eric Platte  
Senior Director, Box Office.....Sam Williams  
Director, Premium & Suite Sales.....Ryan Sember  
Director, Premium & Suite Services.....Will Stephens  
Director, Ticket Operations.....Gilda Carlisle  
Senior Coordinator, Box Office.....Joan Hicks  
Senior Manager, Membership Service.....Brian Graham  
Senior Manager, Ticket Sales.....Jonathan Adler  
Senior Manager, Box Office.....Phil Kvidt  
Senior Manager, Group Sales.....Carder Berry  
Manager, Owner & Premium Membership Services.....Stacey Belding  
Manager, Ticket Operations.....Jakub Jaroszewicz  
Manager, New Membership Sales.....Ben Brown  
Manager, Box Office.....Paul Kvidt  
Manager, Box Office.....Jakub Jaroszewicz  
Manager, Ticket Sales.....Joe Rickert  
Manager, Ticket Sales.....Angela Spence  
Specialist, Premium Seats & Box Office.....Jennifer Kinsey  
Executive, Premium Sales, Suite Consultant.....Keith Brennan  
Tyler Agar  
Borge Etienne  
Jason Lary  
Mike Reynolds  
Ruje Seaman  
Senior Executive, Suite Service.....April Williams  
Senior Consultant, Premium Membership Service.....Cory Garneau  
Emily Hanover  
Senior Consultant, Premium Group Membership.....Ryan Colter  
Myers Dean  
Senior Consultants, Membership.....Reshould Collins  
Aaron Holman  
Kacy Morley  
Ashley Splawn  
Senior Consultant, Membership Service.....Trey Hardin  
Daniel Stegall  
Consultants, Membership.....Joe Buda  
Matt Carrillo  
Chase Hudson  
Kate Lanier  
Karimah Shepherd  
Ryan Summers  
Caitlyn Tu  
Senior Consultant, Premium Membership Service.....Erika Shaw  
Consultant, Membership Service.....Jordan Grant  
Evan Kay  
Roni Thompson  
Haley Coleman  
Brittany Harley  
Nikki Harley  
Natascha Larry  
Cassandra Trent  
Luke Wills  
Specialist, Ticket Services.....Phil Kvidt  
Senior Coordinator, Suite Service.....Claudia DeCasseres  
Coordinator, Ticket Sales.....Christiana Rigby

Associates, Membership.....Will Adams  
Ronald Alexander  
Taha Ali  
Tahira Bellot  
Brandon Brodie  
Austin Coleman  
Kelly Rose Cruz  
David Dabel  
Andrew Deichert  
Justin Doerr  
Maddie Fancher  
Will Frolich  
Adam Gorsick  
Ben Gross  
Geoff Guerin  
Carson Holden  
Deaven Jensen  
Alexander Johnson  
Hayden King  
Ronald Martin  
Blake Marbut  
Sierra Moore  
David Nuckolls  
Connor Scofield  
Brittany Obi-Tabot  
Talrik Pickering  
Rachael Starr  
Taylor Vaughn  
Darius Vincent  
Jordan Lorino  
Colin Haley  
Will Davenport  
Logan Dickinson

## Assistant, School Programs

Assistant, School Programs.....Jordan Lorino  
Sales Trainee.....Colin Haley  
Retail Trainee.....Will Davenport  
Intern, Sales/Service & Premium Sales.....Logan Dickinson

## MARKETING

Vice President, Marketing Strategy.....Meg Ryan  
Director, Digital and New Media.....Aaron Lane  
Senior Manager, Advertising and Promotions.....Narcis Alikhani  
Senior Manager,  
Marketing Integrations & Operations.....Jessica Taylor  
Manager, Digital Content.....Jaryd Wilson  
Manager, Marketing and Innovations.....Charma Parker  
Senior Coordinator,  
Marketing Integration and Operations.....John Courtland  
Specialist, Advertising and Promotions.....Annabelle Bower  
Coordinator, Marketing Integration & Operations.....Zoe White  
Coordinator, Direct Marketing.....Nida Chaudhry  
Coordinator, New Media.....Annie Finberg  
Web Developer.....Hal Tift  
Trainee, Marketing.....Jayce Owen

## CREATIVE &amp; RETAIL

Senior Director, Merchandising.....Amy Serino  
Art Director.....Shirley Zhang  
Manager, Hawks Shop.....Scott Dumais  
Manager, Products & Associate Buyer.....Tony Nichols  
Senior Graphic Designer.....Cliff Lummus  
Graphic Designers.....Devan Carter  
Sharon Robinson

## VIDEO PRODUCTION

Senior Manager, Video Production.....Rob Calla  
Manager, Chief Video Engineer.....Vince Laster  
Senior Producer, Editor.....Dan Bartlett  
Senior Producer, Visual Effects.....Andre Hickman  
Producer, Video/Graphics.....Matt Calvo  
Producer, Interactive Content.....Andy Collins  
Engineer, Audio.....Mike Knowles





FRONT  
OFFICE

# ATLANTA HAWKS

## STAFF DIRECTORY

### FAN EXPERIENCE

Vice President, Fan Experience & Production ..... Joe Abercrombie  
Senior Manager, Fan Experience ..... Donni Frazier  
Manager, Fan Experience ..... KK Salmonsen  
Senior Coordinator, Fan Experience ..... Drew Frank  
Coordinator, Fan Experience ..... Matthew Hill  
Coordinator, Mascot ..... Melvin Banks

### ANALYTICS

Vice President, Analytics ..... David Elgin  
Senior Manager, Analytics ..... Beck Hartmann  
Senior Manager, Research & Insights ..... Rusty Parker  
Analyst, Database ..... Noele Crooks  
Analyst, Sales & Marketing ..... Drew Klaer  
Trainee, Analytics ..... Nick Darby

### EXTERNAL AFFAIRS & CORPORATE SOCIAL RESPONSIBILITY

Vice President, Basketball Development ..... Jon Babul  
Senior Director, Corporate Social Responsibility ..... Andrea Carter  
Assistant, External Affairs ..... Tanisha Wilkins  
Assistant, Basketball Programs ..... Blake Johnson  
Assistant, Corporate Social Responsibility ..... Jenna Schafer  
Project Coordinator ..... Kim Miller  
Trainee, Corporate Social Responsibility ..... Kashish Ali

### HUMAN RESOURCES, OFFICE ADMINISTRATION & PAYROLL

Director, Culture & Talent Development ..... Art Evans  
Senior Manager, Payroll & Benefits ..... Julia Wu  
Manager, Human Resources ..... Tabala Dixon  
Generalist, Human Resources ..... Chelsey Ingle  
Senior Specialist, Payroll ..... Deirdre Ray  
Coordinator, Human Resources ..... Karen Johnson  
Receptionist, Office Assistants ..... Silenia Nunez  
Letitia Scott  
Trainee, Human Resources ..... Jakeim Jackson

### FINANCE, ACCOUNTING & IT

Senior Director, Information Technology ..... Charles Gore  
Project Director, Real Estate ..... Janice Koon  
Director, Financial Planning & Analysis ..... Lester Jones  
Director, Finance ..... Rebecca Rosenberg  
Manager, Information Technology ..... Jon Halseth  
Senior System Administrator ..... Marc Baron  
Senior Staff Accountant ..... Chris Beck  
Yonicka James  
Clinton Jenkins  
Staff Accountant ..... Loree Dawson  
AR Lead ..... Leah Price

### LEGAL

Legal Counsel ..... Joe Kennedy  
Assistant General Counsel ..... Caren Cook

## PHILIPS ARENA

### ARENA ADMINISTRATION

Vice President, Building & Event Operations ..... Barry Henson  
Project Specialist ..... Addison Nunes  
Coordinator, Events ..... Gary Borden  
Tamiyn Horne  
Assistant, Administrative & Customer Service ..... Patricia Wynne

### BOOKINGS & BOX OFFICE

Director, Booking ..... Rita Cobb  
Coordinator, Event Booking ..... Sasha Gwin  
Trainee, Event Booking ..... Jordan Edwards

### BUILDING & EVENT OPERATIONS

Director, Building & Event Operations ..... Chuck Robinson  
Director, Building & Event Operations ..... Paul Krajewski  
Assistant Director, Building & Event Operations ..... Steve Willmann

Manager, Event Conversion ..... Jeffrey Giannasi  
Rodney Richardson  
Manager, Event Operations ..... Catie Scott  
Manager, Event Operations ..... Eric Morgan  
Manager, Building and Event Operations ..... Jeff Goddard  
Lead General Building & Event Operations ..... Sam Dunn  
BMT II ..... Henry Watson  
Matthew Wilkes  
BMT I ..... Carl Butler  
Larry Green  
Lead Electrician ..... Gentle Garrett  
Electrician II ..... Bud Bradford  
Joe Deaton  
Kelly Hall  
Mike Harney  
Seneca Mallory  
Lead HVAC ..... Bill Utley  
HVAC II ..... Gregory Felks  
Dadrick Gundry  
Billy Mitchell  
Levern Taylor  
HVAC I ..... Dolwhin Hooks  
Michael Hicks  
Lead Conversion ..... Anthony Burts  
Malik Cochran  
Willie Ficklin  
Karl Henderson  
Anthony Lovett  
Emmanuel White  
Locksmith ..... Mike Harris  
Painter II ..... Jeremiah Eberhart  
Painter I ..... Curtis Phelps  
Terry Strickland  
Plumber ..... Bob Vine

### CUSTOMER SERVICE & SECURITY

Vice President, Security ..... George Turner  
Senior Director, Customer Service & Operations ..... Keith Wente  
Director, Security ..... Kevin Dooley  
Assistant Director, Guest Services ..... Sharonda O'Rear-Mathews  
Assistant Director, Premium Services ..... Larry Taylor  
Manager, Customer Service ..... Carla Hyman  
Manager, Security Systems ..... Megan Lodestro  
Manager, Security Service ..... Emily Drexler  
Supervisor, Event Security ..... Larry Cooper  
Specialist, Security ..... Deirdre Gordon  
Specialist, Service Operations ..... Steven Zagoria  
Assistant, Event Payroll & Customer Service ..... Anthony Leakes  
Assistant, Customer Service Recovery ..... Jessica Jones  
Security Guard ..... Mark Patterson  
Security Officers ..... Rakeem Bess  
Latasia Crawford  
Lovett Dent  
Jermeka Evans  
Michella Garmon  
Fedra Grogan  
Bennie Jenkins  
Jimmy Jones  
Timothy Jones  
Betty Lesaine  
Donovan Milliken  
Rowen Phillips  
Broderick Render  
William Ross  
Carol Rowe  
Kameron Small  
James Westbrook  
Danny Womack  
Trainee, Security ..... Amber Stewart



12 Taurean  
PRINCE

## TONY RESSLER - PRINCIPAL OWNER &amp; CHAIR OF THE BOARD OF DIRECTORS



Tony Ressler led the group that acquired the Atlanta Hawks Basketball Club in June 2015, and he now serves as the Club's Principal Owner and Chair.

Ressler is Co-Founder, Chairman and Chief Executive Officer of Ares Management L.P., a publicly traded, leading global alternative asset management firm with assets under management approaching \$100 billion as of the start of the regular season. Ares operates three investment groups that invest in credit, private equity, and real estate. Ares has approximately 900 employees with offices in Atlanta in addition to its headquarters in Los Angeles and other offices in New York, Chicago, Dallas, London, Paris, Frankfurt, Stockholm and Shanghai. Ares Management's current portfolio includes investments in several Atlanta area-based businesses including Floor & Décor Outlets of America, Inc., Serta Simmons Bedding, and Insight Global.

In the not-for-profit sector, Ressler serves as a member of the Board of Directors of the Cedars-Sinai Medical Center, as Co-Chair of the Board of the Los Angeles County Museum of Art (LACMA) and as a member of the Board of Trustees of Georgetown University. He is also one of the founding members of the board and Finance Co-Chair of the Painted Turtle Camp (affiliated with Paul Newman's Hole in the Wall Association), which serves children dealing with chronic & life-threatening illnesses by providing old-fashioned camping experiences.

In the public education sector, Ressler is a Founder of the Alliance for College Ready Public Schools. Since 2004, the Alliance has grown to 28 free, public middle and high schools serving approximately 12,000 students from the poorest communities with historically underperforming schools within the Los Angeles Unified School District. Four Alliance schools have been named California Distinguished Schools, and three are ranked in the top 10 of all LA Unified schools. More than 90% of Alliance graduates have gone on to college.

Ressler received his B.S.F.S. from Georgetown University's School of Foreign Service and received his MBA from Columbia University's Graduate School of Business.

Tony and his wife, actress Jami Gertz, have three sons—Oliver, Nicholas, and Theo.



## EXECUTIVE MANAGEMENT



**STEVE KOONIN**  
CHIEF EXECUTIVE OFFICER



**THAD SHEELY**  
CHIEF OPERATING OFFICER



**KYLE BRUNSON**  
SENIOR VICE PRESIDENT OF  
TICKET SALES AND SERVICE



**DAVID LEE**  
EXECUTIVE VICE PRESIDENT,  
EXTERNAL AFFAIRS AND  
EXECUTIVE DIRECTOR,  
ATLANTA HAWKS FOUNDATION



**GARIN NARAIN**  
SENIOR VICE PRESIDENT  
OF PUBLIC RELATIONS



**MELISSA PROCTOR**  
EXECUTIVE VICE PRESIDENT  
AND CHIEF MARKETING  
OFFICER



**ANDREW SALTZMAN**  
EXECUTIVE VICE PRESIDENT  
AND CHIEF REVENUE OFFICER



**NZINGA SHAW**  
CHIEF DIVERSITY &  
INCLUSION OFFICER  
AND SENIOR VICE  
PRESIDENT, COMMUNITY



**BRETT STEFANSSON**  
EXECUTIVE VICE PRESIDENT  
AND GENERAL MANAGER,  
PHILIPS ARENA



**SCOTT WILKINSON**  
EXECUTIVE VICE PRESIDENT  
AND CHIEF LEGAL OFFICER



## HAWKS MANAGEMENT

## STEVE KOONIN - CHIEF EXECUTIVE OFFICER, ATLANTA HAWKS BASKETBALL CLUB &amp; PHILIPS ARENA



The Atlanta Hawks Basketball Club named Steve Koonin its Chief Executive Officer in April 2014. Koonin oversees all business, financial and strategic operations of the Atlanta Hawks and Philips Arena, and represents the owners as the head of the organization.

Under Koonin's leadership, the team built a state-of-the-art practice and training facility at the Emory Sports Medicine Complex in Brookhaven, began the \$192.5 million transformation of Philips Arena which will debut in the 2018-19 season, and added the Hawks' ownership and operation of an NBA G League franchise that will begin play in Erie, Pa., in 2017 before moving to the club's permanent home in College Park, Ga., in 2019-20.

Koonin, a longtime entertainment and marketing veteran, joined the Hawks after spending the previous 14 years with Turner Entertainment Networks, most recently serving as the division's president. Prior to his stint at Turner, Koonin helmed the marketing and worldwide advertising operations at The Coca-Cola Company, where he spent over a decade.

A lifelong resident of Atlanta, Koonin serves on the boards of the Georgia Aquarium and the Fox Theatre, and is an Executive Committee Member of the Metro Atlanta Chamber of Commerce. He is also on the board of GameStop, the world's largest video game and entertainment software retailer.

Among his many accomplishments, Koonin is a former SportsBusiness Journal Sports Executive of the Year, and has been named one of: The 100 Most Influential Atlantans by Atlanta Business Chronicle; Atlanta Magazine's Most Powerful People Shaping Atlanta; Entertainment Weekly's Smartest People in Television; and was selected for The Power List by TV Guide.

Koonin majored in marketing at the University of Georgia, where he and his wife, Eydie, have established the Koonin Scholars Fund at the Grady College of Journalism and Mass Communication. The fund provides scholarships for Grady students preparing for careers in the creative industries and media.

Twitter: @SteveKoonin

## HAWKS MANAGEMENT

## TRAVIS SCHLENK - GENERAL MANAGER AND HEAD OF BASKETBALL OPERATIONS



Travis Schlenk is in his first season as Atlanta's General Manager and Head of Basketball Operations. He was named to his position on May 25, 2017.

Schlenk, a veteran of more than 16 years in the NBA, joined the Hawks after 12 seasons with the Golden State Warriors, including the last five as Assistant General Manager, where he assisted two-time NBA Executive of the Year Bob Myers in the management of all day-to-day basketball operations activities. He was previously the Warriors' Director of Player Personnel for two years after five seasons as an assistant coach and video scout.

During Schlenk's time as part of Golden State's basketball leadership, the Warriors hired 2016 NBA Coach of the Year Steve Kerr as head coach, drafted two-time NBA Most Valuable Player Stephen Curry, two-time All-NBA selection Klay Thompson, three-time All-Defensive First Team pick and 2017 NBA Defensive Player of the Year Draymond Green and Harrison Barnes; acquired 2015 Finals MVP Andre Iguodala and Andrew Bogut via trade; and signed 2014 NBA MVP and 2017 NBA Finals MVP Kevin Durant and Shaun Livingston.

The Warriors have reached the last three NBA Finals and won the championship in 2015 and 2017. Over the last three regular seasons, Golden State compiled a record of 207-39 (.841), the best three-year run in NBA history, also becoming the first club to win 65-or-more games in three consecutive seasons.

He was a video coordinator for the Miami Heat from 2000-04 (where he worked alongside Hall-of-Famer Pat Riley, Stan Van Gundy and Erik Spoelstra), Director of Basketball Operations at the University of Georgia in 1998-99 and part of the Orlando Magic's basketball operations staff in 1997-98, where he worked under Hall-of-Famer Chuck Daly.

Schlenk earned a Bachelor of Science degree in Health Management & Human Ecology from Bethel College in North Newton, Kansas, where he also played basketball. He owns a Masters of Education with an emphasis in Sports Administration from Wichita State University.

A native of Selden, Kansas, Schlenk and his wife, Sarah, have two daughters, Morgan and Charlotte, and a son, Will.

## JEFF PETERSON - ASSISTANT GENERAL MANAGER



Jeff Peterson begins his sixth season with the Hawks and second as Assistant General Manager. He participates in all areas of day-to-day management of the team and oversees the Hawks scouting process.

The team's Director of Scouting in 2015-16, Peterson was previously Coordinator of Basketball Operations from 2013-2015. In 2012, he was hired by Atlanta as a seasonal assistant in the basketball operations department.

A Springfield, Missouri native, Peterson moved to Bowie, Maryland for high school to attend DeMatha Catholic High School. He played college basketball at the University of Iowa, University of Arkansas and finished his career at Florida State University where he earned a Master's Degree in Marketing.

## BASKETBALL OPERATIONS

## JOHN TRELOAR - DIRECTOR OF PLAYER PERSONNEL



In his third season with the Hawks organization is John Treloar, the team's Director of Player Personnel.

Treloar, who has worked in the pro and college ranks for more than 30 years, spent the previous five seasons with the Phoenix Suns as Director of Player Personnel.

From 2008-10, Treloar was Head Coach of the NBA G League's Erie BayHawks, where he was also responsible for all personnel decisions.

Treloar spent eight seasons coaching in the Continental Basketball Association (CBA), leading the Wichita Falls Texans (1990-94), Chicago Rockers (1994-95) and Connecticut Pride (1996-97), taking the clubs to seven playoff appearances in eight years. He also served as General Manager for the Mississippi Jets as well as the Texans. In addition, he has international coaching experience in Germany and Venezuela.

On the collegiate level, he worked as an assistant coach at Louisiana State (2004-08) and Indiana (1997-2004).

A native of Clinton, MS, Treloar and his wife Debra have two children, Taylor and Trey. He has a bachelor's degree in business administration from Bellhaven College and a master's in behavioral studies from Alabama.

## RICK SUND - SENIOR ADVISOR, BASKETBALL OPERATIONS



With more than 40 continuous years of NBA experience spanning five decades, longtime league executive Rick Sund is the Hawks' senior advisor, basketball operations, after having spent 2008-12 as Atlanta's Executive Vice President and General Manager. Under his leadership, the Hawks won nearly 60 percent of their games (184-128), reaching the playoffs in each of his four seasons and advancing to the Eastern Conference semifinals three times.

Formerly the General Manager of the Seattle Sonics from 2001-07, Sund and the Sonics were the inaugural champions of the Northwest Division in 2004-05, and the team reached the postseason twice during his tenure.

Prior to that, he served in several different capacities with the Dallas Mavericks from 1979-94, finishing up as Vice President of Basketball Operations.

In 1994, he spent one season as a consultant for the Sonics during Wally Walker's first season as GM, managing the Sonics' college scouting program and assisting Walker with personnel decisions.

Sund joined the Detroit Pistons as Vice President of Player Personnel in the summer of 1995, later assuming the title of Executive VP and General Manager of Basketball Operations.

Sund began his career in Milwaukee under the tutelage of Wayne Embry, spending five years with the Bucks after graduating with a master's degree in sports administration from Ohio University in 1974.

He was a two-sport athlete at Northwestern University, where in basketball (as a 6-4 guard) he earned CoSIDA Academic All-America (third team) honors in 1973, and was twice named academic All-Big Ten, while also seeing action as a tight end and wide receiver on the football team. He holds a bachelor's degree in political science from Northwestern.

Born on June 4, 1951, Sund has completed three marathons and a mini-triathlon. Richard Walker Sund is a native of Elgin, IL, and is a member of the Illinois Basketball Coaches Hall of Fame. He and his wife Lea are the parents of two children, daughter Hali and son Patrick, who works for the San Antonio Spurs.

## BASKETBALL OPERATIONS

## DOMINIQUE WILKINS - VICE PRESIDENT OF BASKETBALL AND SPECIAL ADVISOR TO THE CEO



The most celebrated player to ever put on a Hawks uniform and represented in front of Philips Arena by an 18,500-pound bronze statue erected in March, 2015, Hall-of-Famer Dominique Wilkins is the Hawks' Vice President of Basketball and Special Advisor to the CEO. Wilkins works in various management functions within the organization's basketball and business areas, and as the team's analyst for the Hawks broadcasts on FOX Sports Southeast.

Wilkins is responsible for advising the senior management team on basketball-related issues and working as a strong voice in the community. The 6-8 forward, who concluded his NBA career with 26,668 points, is the 13th all-time leading scorer in league history and his 24.8 career scoring average is tied for 13th on the all-time charts. Wilkins' 23,292 points with the Hawks are the franchise's best, and he ranks second in team history in steals (1,245), fourth in rebounds (6,119), seventh in blocked shots (588) and eighth in assists (2,321). One of league's true marquee players, his outstanding contributions on the court were recognized by the organization in January 2001 when he became the third player in club history to have his uniform number (#21) retired, joining Hawks legends Bob Pettit and Lou Hudson.



ENSHRINED 2006

Familiar to area sports fans from his collegiate days at the University of Georgia, Wilkins entered the 1982 NBA Draft after his junior season with the Bulldogs. He ended his Georgia career as the school's all-time scoring leader with averages of 21.6 points to go along with his 7.5 rebounds. A three-time All-SEC performer who also took home the Most Valuable Player award from the 1981 Southeastern Conference tournament, he was selected with the third overall pick in the first round by the Utah Jazz.

Hawks officials valued his talents enough to send two players (John Drew and Freeman Williams) and cash to the Utah Jazz on September 2, 1982 for his draft rights, and the end result was beneficial for both parties. Wilkins was able to continue his career in front of familiar faces, and Atlanta had its first superstar since Pete Maravich.

Instrumental in the team's success in the mid-to-late '80s, Wilkins electrified Atlanta sports fans as the club recorded 50-win seasons four straight times from 1985-86 to 1988-89. He averaged 29.1 points over that period, and in the 1988 All-Star Game he ripped the nets for 29 points in 30 minutes of action.

Wilkins led the Hawks to the playoffs in eight of his 12 seasons with the Hawks, his finest hour came during the 1988 postseason when Atlanta narrowly missed reaching the Eastern Conference Finals, as the Boston Celtics eked out a two-point victory in Game 7 of the conference semifinals. Wilkins averaged 31.2 points in 12 playoff contests that year, and having participated in 10 years of playoff competition, scored 25.4 points per game.

After missing only 18 of a possible 738 regular season games his first nine years, Wilkins suffered a season-ending tear of Achilles tendon midway through the 1991-92 season. Wilkins responded the next season by scoring 29.9 points per game to finish second to Michael Jordan for the league scoring title.

He was a member of the NBA All-Rookie Team in 1983 and was named to seven All-NBA teams, nine consecutive all-star squads and was a two-time winner of the NBA Slam Dunk Championship (1985 and 1990).

On November 6, 1992 against the New York Knicks, a patented baseline jumper led to Wilkins becoming the 17th person in league history to join the 20,000-point club, and later that season (February 2, 1993 against Seattle), he supplanted Pettit as the franchise's all-time leading scorer. His stellar career in Atlanta came to an end on February 24, 1994 when he was traded to the Los Angeles Clippers. At the conclusion of the year, Wilkins decided to test the free agent market and signed with the Boston Celtics.

Wilkins joined Panathinaikos Athens of the Greek League the following season (1995-96). He was named MVP of the European Final Four after averaging 20.9 points and 7.0 rebounds and leading the team to the European Men's Championship.



## BASKETBALL OPERATIONS

## DOMINIQUE WILKINS, CONT.

Seeking a return to the States, Wilkins signed a free agent contract with San Antonio and provided more than the Spurs possibly imagined, leading the Spurs in scoring with an 18.2 average and grabbing 6.4 rebounds.

He returned overseas for the 1997-98 campaign, signing with Italy's Teambest before rejoining the NBA for his final professional season (1998-99), as Wilkins saw action in 27 games for the Orlando Magic.

Extremely active with local and national charity endeavors, Wilkins has done work with the Juvenile Diabetes Research Foundation, Cystic Fibrosis Foundation, Special Olympics, Muscular Dystrophy Association and American Lung Association. In July 2007, Wilkins launched "Nique and Newt's Full-Court Press on Diabetes" with former Speaker of the United States House of Representatives, Newt Gingrich. In March 2010, Wilkins was honored by the Georgia State Legislature as they presented a State Resolution naming him the Diabetes Ambassador for the state of Georgia. He is also a diabetes ambassador for Novo Nordisk, a world leader in Diabetes care.

Wilkins, 57, was born on January 12, 1960 in Paris, France. He joined basketball's immortals with his entry into the Naismith Memorial Basketball Hall of Fame on September 8, 2006, was inducted into the Georgia Sports Hall of Fame on April 3, 2004, the Atlanta Sports Hall of Fame's inaugural class on June 10, 2005 and the National Collegiate Basketball Hall of Fame on November 18, 2016. Wilkins was honored in October 2011 with his induction into the Boys & Girls Clubs of America Alumni Hall of Fame.



Dominique Wilkins

## BASKETBALL OPERATIONS

## DAN MARTINEZ - SENIOR DIRECTOR OF TEAM OPERATIONS



In his 18th NBA season and first with the Hawks, Dan Martinez is Atlanta's Senior Director of Team Operations. He serves as the primary liaison between the basketball and business sides of the Hawks organization.

Prior to joining the Hawks, Martinez spent the last 17 seasons with the Golden State Warriors, where he was most recently Senior Director of Public Relations. Martinez began his career in professional sports with the San Francisco Giants, where he worked in media relations for four seasons.

A native of Petaluma, CA, Martinez graduated from the University of California, Davis. He and his wife, Corrine, have two sons, Dustin and Oliver.

## DAN ROSENBAUM - EXECUTIVE DIRECTOR OF BASKETBALL STRATEGY &amp; ANALYTICS



In his sixth season with the Hawks is Dan Rosenbaum, Executive Director of Basketball Strategy & Analytics. He was previously the Hawks' Analytics Consultant, originally joining the club in 2012 after seven years in a similar role with the Cleveland Cavaliers.

Rosenbaum has also worked in the United States Office of Management and Budget, serving as a Senior Economist from 2008-16. He was also an Assistant Professor in the Department of Economics at University of North Carolina at Greensboro from 1998-2008.

A native of La Porte, Indiana, Rosenbaum was a three-sport athlete at La Porte High School (basketball, baseball, football) and later played football at University of Dayton, earning the 1993 Woody Hayes National Scholar-Athlete Award, given to one male and one female athlete in each NCAA Division. He was also part of national championship teams in high school (1987 co-national champions in baseball) and college (1989 Division III National Champions in football).

He has a B.A. in Philosophy from University of Dayton and a Ph. D in Economics from Northwestern University. Rosenbaum and his wife Julie have a son, Dominic.

## MIKE MCNEIVE - DIRECTOR OF BASKETBALL OPERATIONS



A 24-year NBA staff veteran, Mike McNeive begins his 15th season with the Hawks and 12th year as Director of Basketball Operations.

McNeive served as director of pro personnel from 2004-06, after originally joining the franchise as an assistant coach during the 2003-04 campaign. He worked the previous five seasons in Milwaukee, where he served as a scout/assistant.

During his stint in Milwaukee, the Bucks reached the playoffs four times, punctuated by a Central Division championship and a trip to the Eastern Conference Finals in 2001.

Prior to that, McNeive was with the Seattle Sonics for four seasons as a video coordinator/advance scout. Seattle recorded a 239-89 (.729) mark during that time, won three Pacific Division titles and advanced to the NBA Finals in 1996 after winning a franchise-record 64 games.

McNeive got his start in the NBA with the Orlando Magic, where he interned in the video scouting department in 1993-94, as the club reached the playoffs for the first time in franchise history.

A Freeport, Illinois native, McNeive received his undergraduate degree in Physical Education in 1992 from Monmouth College (IL), where he was a four-year letterman in both basketball and baseball for the Fighting Scots. In 1993, he received his Master's degree in Sports Management and Administration from Georgia Southern University.

McNeive and his wife Maggie have four children, Ryan, Ally, Danny and Molly.

## BASKETBALL OPERATIONS

## MALIK ROSE - MANAGER OF BASKETBALL OPERATIONS/GENERAL MANAGER - ERIE BAYHAWKS



Malik Rose is in his third season with the Hawks as the Manager of Basketball Operations, and in his first as General Manager of the Erie BayHawks, Atlanta's direct NBA G League affiliate. The Hawks and the G League had previously announced that Atlanta's new team will play in Erie the next two seasons before permanently relocating to a newly-constructed arena in College Park, GA prior to the 2019-20 season.

Rose, a 13-year-NBA veteran, appeared in 813 regular season games with the Charlotte Hornets, San Antonio Spurs, New York Knicks and Oklahoma City Thunder, where he averaged 6.2 points and 4.1 rebounds in 16.5 minutes. Rose was drafted by Charlotte in the Second Round (44th pick) of the 1996 NBA Draft. He signed as a free agent with San Antonio in 1997 and was traded to New York in 2005. Rose finished his career with Oklahoma City in 2009. He appeared in 82 playoff games, and recorded 6.2 points and 4.3 rebounds in 17.5 minutes. Rose won NBA championships with the Spurs in 1999 and 2003.

After retiring from the NBA, Rose worked as a color commentator, including for his hometown Philadelphia 76ers. He also worked in broadcasting for the Thunder, Spurs, Knicks, Austin Toros of the NBA Development League, NBA TV and NBA Radio from 2010-2015.

A Philadelphia, Pennsylvania native, Rose played college basketball at Drexel University from 1992-1996 where he earned degrees in Computer Information Systems and Education with a Mathematics Certification. He also has a Master's in Sports Management.

Rose and his wife Tiffany have a daughter, Marley, and a son, Miles.

## DOTUN AKINWALE JR. - MANAGER OF SCOUTING



Dotun Akinwale Jr. is in his third season with the Hawks as the team's Manager of Scouting.

He came to the Hawks from the Orlando Magic, where he was Basketball Operations Coordinator in 2014-15 after starting as an intern in 2013.

Akinwale Jr. played basketball at Thiel College (PA), where he graduated in 2013 with a degree in Business Administration.

The native of Germantown, MD attended and played basketball at Saint John's Prospect Hall in Frederick, MD.

## BASKETBALL OPERATIONS

## ANNABEL PADILLA - DIRECTOR OF PLAYER ENGAGEMENT



Annabel Padilla is in her second season with the Hawks as Director of Player Engagement.

She came to the Hawks from the NBA, where she worked for nine years, most recently as Manager, Social Responsibility. In that role, she worked closely with NBA teams ensuring growth and sustainability of their community outreach programs through strategic consulting on program and campaign management, content marketing and sponsorship.

She also worked on initiatives around league events, including NBA All-Star 2015, where she oversaw the planning and execution of the largest NBA Cares All-Star activation comprised of 750 events reaching 1 million youth in New York City.

Originally from Bloomfield, New Jersey, Padilla graduated from Northeastern University with a bachelor's degree in communications.

## DAVID PAINTER - DIRECTOR OF BASKETBALL FACILITIES



In his 10th season in the NBA, David Painter begins his third year with the Hawks as Director of Basketball Facilities. Painter managed the planning and development of the Hawks' official practice and training facility set to open October. The facility is part of the new 90,000-square-foot Emory Sports Medicine Complex.

Painter served as Senior Manager of Practice Facilities for the Cleveland Cavaliers from 2007-2015. He was instrumental in the management of the Cleveland Cavaliers Clinic Courts since it opened in 2007.

From 2001-2007, he served as the Associate Director of Recreation, at his alma mater, Baldwin-Wallace College (OH). He worked in admissions at Baldwin-Wallace College from 2000-2002.

A Shaker Heights, Ohio native, Painter received his undergraduate degree in Sports Management/Business Management in 1998 from Baldwin-Wallace College, where he was a three year letterman in baseball for the Yellow Jackets. In 2002, he received his Master's degree in Sports Administration from Kent State University (OH).

Painter and his wife Melissa have two children, Grant and Elle.

## ZAC WALSH - TRAVEL AND EQUIPMENT MANAGER



Zac Walsh, in his 16th season with the Hawks organization, is the team's Travel and Equipment Manager.

He began with the Hawks as a basketball operations intern, and was promoted in 2005 to Equipment Manager. He added responsibility for the team's travel and logistics in 2012.

An Atlanta Native, Walsh attended Marist School and was later a student manager for Georgia Tech basketball, where he graduated with a degree in Business Management.

Walsh and his wife Morgan have a daughter, Addison.



## BASKETBALL OPERATIONS

## MIKE BUDENHOLZER - HEAD COACH



Now in his fifth season in Atlanta, Mike Budenholzer is the 12th full-time head coach in Hawks history. He was named head coach on May 28, 2013 and has led the Hawks to a 189-139 (.576) regular season mark.

Last season, he led Atlanta to a 43-39 regular season finish, placing fifth in the Eastern Conference, as the club reached the postseason for the fourth time in his four years. Overall, Atlanta has made 10 consecutive postseason trips, the longest stretch in Atlanta history and the longest active streak in the Eastern Conference (second in the NBA to the Spurs).

In 2015-16, the Hawks went 48-34, good for fourth in the East, and topped Boston in the first round of the NBA Playoffs (Atlanta's first series win over the Celtics in franchise history), reaching at least the Conference Semis for the second straight year. From 2014-16, the Hawks had the best two-year combined mark (108-56) in the history of the franchise.

Budenholzer led the Hawks to a number of milestones in 2014-15, including the best record in franchise history (60-22, .732), the club's first-ever trip to the Eastern Conference Finals, Atlanta's first Division title since 1993-'94 and the first time with the Eastern Conference's top seed since that same season. In addition, the Hawks put together a franchise-record 19-game win streak, tying the fifth-longest single-season streak in NBA history. Budenholzer and his staff coached the Eastern Conference All-Star team in February 2015 in New York.

He was the Eastern Conference Coach of the Month for December 2014 and January 2015, becoming the first Hawks coach to win the honor in back-to-back months. Atlanta became the first team in NBA history to finish a month 17-0 in January. He capped off 2014-15 by winning the NBA's Coach of the Year award.

In his first season in Atlanta, Budenholzer led the Hawks to their seventh consecutive postseason appearance with a 38-44 record. The team reached the playoffs playing their best basketball of the season and pushed the top-seeded Indiana Pacers to seven games in their first round series.

Budenholzer spent the previous 19 seasons with the San Antonio Spurs, winning four NBA championships along the way. As an assistant coach since the 1996-97 season, he helped lead San Antonio to a league-best 908-438 (.675) regular season record, a league-best 133-83 playoff mark (.616) and NBA titles in 1999, 2003, 2005 and 2007. Hired by the Spurs prior to the 1994-95 campaign, Budenholzer spent his first two seasons as a video coordinator before being named an assistant coach. He also served as an advance scout for Team USA for the 2004 Olympics in Athens, Greece.

Budenholzer is a 1993 graduate of Pomona College where he received a bachelor's degree in politics, philosophy and economics and was a four-year letterman in both basketball and golf. Following college, he played professionally in Denmark for the Vejle Basketball Klub, also getting his start in coaching, serving as head coach for two different teams in the Vejle system.

Budenholzer raised over \$100,000 last season for the Atlanta Community Food Bank, giving money raised from his Assists for Hunger program and a fundraiser dinner.

A native of Holbrook, AZ, he has four children: Will, Libby, Hanna and John. His father Vince spent 25 years as a high school and college basketball coach in Arizona before retiring in 1997, and was inducted into the Arizona Coaches Association Hall of Fame. The youngest of seven children, Budenholzer was born on August 6, 1969.

## BASKETBALL OPERATIONS

## DARVIN HAM - ASSISTANT COACH



Darvin Ham is in his fifth year as an assistant coach for the Hawks, back with the organization where he played one season (2002-03).

In 2014-15, Ham was part of Mike Budenholzer's Eastern Conference All-Star coaching staff, as the Hawks recorded a franchise-record 60 wins – including a franchise-best 19-game win streak – en route to the club's first-ever appearance in the Eastern Conference Finals. Additionally, Budenholzer took home NBA Coach of the Year honors.

Ham spent 2011-13 as an assistant coach with the Los Angeles Lakers. Prior to his stint with the Lakers, Ham was General Manager and head coach of the New Mexico Thunderbirds of the NBA Development League in 2010-11 and an assistant coach with the Thunderbirds from 2008-10.

In his playing career, the eight-year veteran appeared in 417 career games (45 starts) with Denver, Indiana, Washington, Milwaukee, Atlanta and Detroit, averaging 2.7 points and 2.3 rebounds in 12.4 minutes (.518 FG%). He also played in 55 postseason games (with the Bucks and Pistons; 11 starts), putting up 1.3 points and 1.2 rebounds in 7.4 minutes (.569 FG%). Ham won an NBA championship with the Pistons in 2004.

He was a member of the Hawks during the 2002-03 season, playing in 75 contests, and averaging 2.4 points and 2.0 rebounds in 12.3 minutes (.447 FG%). He also played in Spain, the Philippines and Puerto Rico. Ham starred collegiately at Texas Tech, where he famously shattered a backboard on a slam dunk during a 1996 NCAA Tournament game against North Carolina. He was also the winner of the 1996 NCAA Slam Dunk contest.

Born July 23, 1973 in Saginaw, MI, Ham was inducted into the Saginaw County Sports Hall of Fame in 2015. This past summer, Ham was a coach in the Basketball Without Borders Americas Camp, the NBA's first in the Bahamas. He is married to Deneitra and has three sons – Darvin Jr., Donovan and Dominic. Darvin Jr. played collegiately at Northwood University (MI). Donovan plays at Mississippi College and Dominic plays basketball and football at North Atlanta High School.

## TAYLOR JENKINS - ASSISTANT COACH



In his fifth season with the Hawks is assistant coach Taylor Jenkins. He was previously head coach of the Austin Toros of the NBA G League (formerly the NBA D-League), the San Antonio Spurs' affiliate.

In 2016, Jenkins served as head coach of the Hawks Las Vegas Summer League Team. In addition, Jenkins took part in the Nike Americas Team Camp in Mexico City, as he instructed and coached 40 of the top young players from Argentina, Brazil, Canada and Mexico.

In 2014-15, Jenkins was part of Mike Budenholzer's Eastern Conference All-Star coaching staff, as the Hawks recorded a franchise-record 60 wins – including a franchise-best 19-game win streak – en route to the club's first-ever appearance in the Eastern Conference Finals. Additionally, Budenholzer took home NBA Coach of the Year honors.

Jenkins led the Toros to a 27-23 (.540) record during the 2012-13 season and a first round playoff victory over the Bakersfield Jam before falling to the Santa Cruz Warriors in the semifinals. Prior to serving as head coach, Jenkins had served as an assistant coach with the Toros the previous four seasons, including their championship season in 2012 and back-to-back playoff appearances in 2009 and 2010.

He was selected as an assistant coach with the NBA G League Select Team during the 2010 Las Vegas Summer League and was part of the 2009 and 2012 NBA G League Western Conference All-Star coaching staff. In 2012, he served as an assistant coach for the San Antonio Spurs summer league team.

Prior to joining the Toros, Jenkins interned with the Spurs basketball operations department during the 2007-08 season.

He attended The Wharton School at the University of Pennsylvania, and earned a Bachelor of Science in Economics, while concentrating in Management and minoring in Psychology. Taylor and his wife, Chantall, live in Atlanta with their three sons, Alex, Jancarlos and Austin.

## BASKETBALL STAFF

## CHARLES LEE - ASSISTANT COACH



Charles Lee is in his fourth season as an assistant coach with the Hawks after spending the prior two years on the coaching staff at his alma mater, Bucknell. Lee was head coach of the Hawks' Las Vegas Summer League team this past summer.

In 2014-15, Lee was part of Mike Budenholzer's Eastern Conference All-Star coaching staff, as the Hawks recorded a franchise-record 60 wins – including a franchise-best 19-game win streak – en route to the club's first-ever appearance in the Eastern Conference Finals. Additionally, Budenholzer took home NBA Coach of the Year honors.

The 2006 Patriot League Player of the Year with the Bisons, Lee ranks 25th on the school's all-time scoring list. He was recently inducted into the school's Athletics Hall of Fame. In 2015, he was named to the Patriot League 25th Anniversary team.

Lee was a co-captain in 2004-05 and 2005-06, and in both seasons Bucknell won Patriot League championships and went on to capture first-round victories in the NCAA Tournament. Lee recorded 15 points and eight rebounds in Bucknell's historic upset of third-seeded Kansas in the 2005 NCAA Tournament. That was the first NCAA win in Bucknell and Patriot League history.

After graduating with a degree in business management, the native of Gaithersburg, MD played professionally in Israel, Belgium and Germany.

Lee and his wife Lindsey live in Atlanta with daughters Corinne and Vivian. He was born November 11, 1984 in Washington, DC.

## BEN SULLIVAN - ASSISTANT COACH



In his fourth season as an assistant coach for the Hawks is Ben Sullivan.

In 2014-15, Sullivan was part of Mike Budenholzer's Eastern Conference All-Star coaching staff, as the Hawks recorded a franchise-record 60 wins – including a franchise-best 19-game win streak – en route to the club's first-ever appearance in the Eastern Conference Finals. Additionally, Budenholzer took home NBA Coach of the Year honors.

Sullivan came to the Hawks from the San Antonio Spurs, where he worked in basketball development and as an assistant video coordinator.

The Portland, OR native played collegiately at Cal-State Northridge and University of Portland, competing professionally in China, Germany and Chile following graduation.

Sullivan joined University of Portland's coaching staff in 2009, then was an assistant coach at Lewis & Clark College in Portland before joining the Spurs.

Sullivan was born March 19, 1984 in Boston, MA. He and his wife Bailee were married in 2014 in Portland, and they have a daughter, Penny.

## BASKETBALL STAFF

## CHRIS JENT - ASSISTANT COACH



Veteran NBA and college assistant Chris Jent is in his first season with the Hawks. He was most recently at his alma mater, Ohio State University, as an assistant coach last season.

Jent has spent time on the coaching staff of the Philadelphia 76ers (2003-04), Orlando Magic (2004-05, including a stint as interim head coach), Cleveland Cavaliers (2006-11) and Sacramento Kings (2013-14). He was head coach of the Bakersfield Jam of the NBA G League in 2015-16.

A 10-year pro as a player, Jent was a member of the 1994 NBA Champion Houston Rockets and also played for the New York Knicks during the 1996-97 season. He also spent five seasons in the Continental Basketball Association (CBA) and played overseas in Australia, Italy, Spain and Greece.

Jent grew up in Sparta, NJ before heading to Ohio State. He played four seasons (1988-92) and helped lead the Buckeyes to three consecutive NCAA Tournaments and back-to-back Big Ten championships.

Jent's and his wife, Alice, have a son Jimmy, and two daughters, Corrin and Robin.

## PATRICK ST. ANDREWS - ASSISTANT COACH



Patrick St. Andrews is in his first season as a Hawks' assistant coach, and his fifth year with the organization.

He originally joined the organization in 2013 as a Seasonal Assistant, Basketball Operations before moving to Assistant Video Coordinator in 2014-15 and Head Video Coordinator in 2016-17.

St. Andrews also served as an Assistant Coach with the Dominican Republic national team at the 2015 FIBA Americas Championship in Mexico City, and was on the coaching staff of the Hawks' summer league team the last three years.

St. Andrews was a two-year captain on the basketball team at Penn State Behrend, where he earned Bachelor's Degrees in Business Economics and International Business, as well as a Master's in Business Administration.

He is a native of State College, PA.



## ATHLETIC PERFORMANCE TEAM

## KEKE LYLES - EXECUTIVE DIRECTOR OF PLAYER PERFORMANCE



In his third season with the Hawks is Keke (pronounced kay-kay) Lyles, Atlanta's Executive Director of Player Performance. In his role, he is responsible for overseeing and directing the Athletic Performance Team, and developing personal health and performance plans for each of the players.

Lyles, who spent 2013-15 with the Golden State Warriors, served as Director of Athletic Performance/Assistant Coach. He joined the Warriors from the Minnesota Timberwolves, where he was the club's Strength and Conditioning Coach for two years. He also spent a season with the Indiana Pacers as an Assistant Strength Coach and completed an internship with the Boston Celtics.

A native of Redlands, CA, Lyles received both his Bachelor's Degree in Rehabilitation Science and his Doctorate of Physical Therapy from Northeastern University in Boston. He was Northeastern's Head Strength and Conditioning Coach for women's basketball from 2008-10 and was an assistant on the training staff of the men's basketball team from 2007-10.

Lyles and his wife, Jade, have a daughter, Baylie, and son, Griffin.

## MICHAEL RONCARATI - DIRECTOR OF REHABILITATION



Michael Roncarati is in his third season with the Hawks as the club's Director of Rehabilitation.

He served as the Strength and Conditioning Coach for the Golden State Warriors from 2013-15. Previously, Roncarati was a Physical Therapist and Strength and Conditioning Coach in Rhode Island.

A graduate of Northeastern University with a Doctor of Physical Therapy, he worked with the athletic training and strength and conditioning staff of the school's basketball and baseball teams.

A native of Cumberland, RI, Roncarati is a credentialed Certified Strength and Conditioning Specialist through the National Strength and Conditioning Association.

## SCOTTIE PARKER - HEAD ATHLETIC TRAINER



Scottie Parker is in his first year at the Hawks' Head Athletic Trainer, and in his fourth season with the organization. He was formerly the team's Assistant Athletic Trainer.

Prior to joining the Hawks, Parker worked for Fusionetics Sports Science, and was previously with the Seattle Seahawks, where he was part of the training staff for the 2014 Super Bowl champions. He also has experience with the Portland Trail Blazers and Ontario Warriors arena league football team.

Parker is a Certified Athletic Trainer (ATC) by the National Athletic Trainers Association, and a Certified Strength and Conditioning Specialist (CSCS) by the National Strength and Conditioning Association. He has also completed certification in Myokinematic Restoration and Postural Respiration from the Postural Restoration Institute.

Parker graduated from University of Northwestern (St. Paul, MN) with a Bachelor's Degree in Kinesiology and a minor in Coaching. He earned his Master's from California Baptist University (Riverside, CA) in Athletic Training.

Parker won the California Athletic Trainers' Association's Life Saver Award in 2012.

Born February 4, 1988, Parker and his wife Natalia have three children and live in metro Atlanta.

## BASKETBALL OPERATIONS



Daniel Bove  
Sports Scientist/  
Assistant Strength &  
Conditioning Coach



Daniel Brady  
Player Development  
Assistant



Joy Bruno  
Executive Assistant  
for the Head Coach



Ben Carloni  
Seasonal Assistant,  
Basketball Operations



Alejandro Gonzalez  
International Scout



Rod Higgins  
College Scout



Brady Howe  
Assistant Athletic  
Trainer



Adam Loiacono  
Performance Therapist



Ian McKiernan  
Assistant Video  
Coordinator



Richard Midgley  
Scout



Danko Miholic  
International Scout



Zach Peterson  
Video Coordinator



Derek Pierce  
Pro Player  
Personnel Scout



Schuyler Rimmer  
Seasonal Assistant,  
Player Development



Ryan Silverstein  
Seasonal Assistant,  
Basketball Operations



Daniel Starkman  
Manager of Basketball  
Information and  
Scouting Coordinator



Vince Velazquez  
Team Security  
Officer



Darryl Williams  
Team Security  
Officer



Therian Williams  
Seasonal Assistant,  
Player Development



Tim Wilson  
Coordinator,  
Equipment

## ATLANTA HAWKS FOUNDATION

The Atlanta Hawks Basketball Club believes every child deserves the right to safe places to play. We also believe in the power of sports and the social, emotional and physical benefits they offer kids. That's why the Atlanta Hawks Foundation is delivering long-term, strategic improvements to existing programs in underserved communities.

In 2015, we committed to building 25 basketball courts throughout Atlanta over five years. Additionally, we pledged free programming, providing basketball camp and clinic scholarships for kids in the most need. To date, we have completed 11 courts with more than 750,000 Atlanta area residents having access. We also provide scholarships for 25% of youth in our camps and clinics.



## CORPORATE SOCIAL RESPONSIBILITY

There are few things that can unite and inspire the way sports can. The Atlanta Hawks Basketball Club is committed to using the power of its global NBA brand, players, alumni and staff to inspire and impact communities. Here are a few of the ways that we are using basketball to build bridges in the community.

## COMMUNITY SERVICE

The Atlanta Hawks Basketball Club believes in showing up in ways that matter. Through our company volunteer program, our staff, players and alumni are engaged in community service projects throughout metro Atlanta. Together, we contribute more than 2,000 service hours annually in projects ranging from feeding the homeless, reading to elementary school students, planting community gardens, visiting hospitals and more. In addition, all full-time staff are allotted eight hours of paid time off to complete community service projects on their own.

## COMMUNITY CONVERSATIONS

Throughout the season, the Hawks host community conversations at recreation centers where our newly renovated basketball courts are located. These conversations engage youth in discussion about relevant and timely issues facing them and are designed to foster understanding, collaboration and action. Not every child will be the next NBA superstar but all have the power to be change agents in their communities and the world.

## MAGICAL MOMENTS

We believe in harnessing the power of the Hawks brand and or assets to make magic happen for some deserving youth. Through our Magical Moments program, we provide exciting and unique experience for kids facing some of life's most difficult challenges.

## ATLANTA HAWKS ALUMNI

The Atlanta Hawks Basketball Club has a rich history, highlighted by the former players who donned a Hawks uniform. Through our Alumni program, the Hawks celebrate our storied history and engage our alumni in such community efforts as basketball camps and clinics, community service projects and unique fan experiences.

## JASON COLLIER AWARD

The Atlanta Hawks proudly present the Jason Collier Memorial Trophy Award each season. Named after the late center that passed away in October 2005, the award is presented to the Atlanta Hawks player who best exemplifies the characteristics Collier displayed off the court as a community ambassador.

## NBA CARES



NBA Cares is the league's global social responsibility program that builds on the NBA's mission of addressing important social issues. NBA Cares programs and participants have provided more than 4.1 million hours of hands-on service and created more than 1,115 places where kids and families can live, learn or play in communities around the world.

The NBA also engages more than 18 million youth annually, inspiring play and teaching the values of the game. NBA Cares works with internationally recognized youth-serving programs that support education, youth and family development, and health-related causes, including: Thurgood Marshall College Fund, Special Olympics, YMCA of the USA, Boys & Girls Clubs of America, UNICEF, the Make-A-Wish Foundation, Share Our Strength and GLSEN.

Locally, the Hawks support NBA Cares with efforts such as the Season of Giving designed to give back to communities in need during the holidays, NBA Fit programs that help keep Atlanta youth healthy and Autism Awareness initiatives that highlights the abilities of kids with special needs.



FOR MORE INFORMATION ON THESE AND OTHER HAWKS PROGRAMS, VISIT [WWW.HAWKS.COM](http://WWW.HAWKS.COM).  
YOU CAN ALSO FOLLOW HAWKS COMMUNITY ON TWITTER AND BECOME A FAN OF HAWKS IN THE COMMUNITY ON FACEBOOK.







PLAYERS



**31** Mike  
MUSCALA



## ROSTER



No.	Player	Pos.	Ht.	Wt.	Birthdate	Prior to NBA/Country	Yrs.
8	Luke Babbitt	F	6-9	225	06/20/89	Nevada/USA	7
24	Kent Bazemore	G	6-5	201	07/01/89	Old Dominion/USA	5
3	Marco Belinelli	G/F	6-5	210	03/25/86	Fortitudo Bologna/Italy	10
95	DeAndre' Bembry	F	6-6	210	07/04/94	Saint Joseph's/USA	1
16	Nicolas Brussino	G/F	6-8	195	03/02/93	Penarol/Argentina	1
20	John Collins	F	6-10	235	09/23/97	Wake Forest/USA	R
14	Dewayne Dedmon	C	7-0	245	08/12/89	Southern California/USA	4
5	Malcolm Delaney	G	6-3	190	03/11/89	Virginia Tech/USA	1
2	Tyler Dorsey	G	6-5	210	02/14/96	Oregon/USA	R
7	Ersan Ilyasova	F	6-10	235	05/15/87	FC Barcelona/Turkey	9
11*	Josh Magette	G	6-1	160	11/28/89	Alabama-Huntsville/USA	R
31	Mike Muscala	F/C	6-11	240	07/01/91	Bucknell/USA	4
18	Miles Plumlee	C	6-11	249	09/01/88	Duke/USA	5
12	Taurean Prince	F	6-8	220	03/22/94	Baylor/USA	1
17	Dennis Schröder	G	6-1	172	09/15/93	NY Phantoms Braunschweig/Germany	4

**HEAD COACH:** Mike Budenholzer (Pomona College)  
**ASSISTANT COACHES:** Darvin Ham (Texas Tech)  
 Taylor Jenkins (Pennsylvania)  
 Charles Lee (Bucknell)  
 Ben Sullivan (Portland)  
 Chris Jent (Ohio State)  
 Patrick St. Andrews (Penn State Behrend)

**EXECUTIVE DIRECTOR OF PLAYER PERFORMANCE:** Keke Lyles (Northeastern)  
**ATHLETIC TRAINER:** Scottie Parker (University of Northwestern)  
**DIRECTOR OF REHABILITATION:** Mike Roncarati (Northeastern)

\* Two-way contract

## PRONUNCIATION GUIDE

Ersan Ilyasova	EHR-san EE-lee-ah-soh-va	Josh Magette	mah-JET
Dennis Schröder	SHROO-derr	Mike Budenholzer	BOO-den-holzer

## 2017-18 SCHEDULE (All Times Eastern)

## PRESEASON

October 1	Atlanta at Miami @ Miami, FL (AmericanAirlines Arena)	6:00 PM
October 4	Atlanta at Cleveland @ Cleveland, OH (Quicken Loans Arena)	7:00 PM
October 6	Atlanta at Detroit @ Detroit, MI (Little Caesars Arena)	7:00 PM
October 9	Atlanta vs. Memphis @ Atlanta, GA (McCamish Pavilion)	7:30 PM
October 12	Atlanta vs. Dallas @ Atlanta, GA (McCamish Pavilion)	7:30 PM

## REGULAR SEASON

(% MLK Holiday)

OCTOBER (7)				FEBRUARY (11)			
Wed 18	@ Dallas	(FSSE)	8:30	Fri 2	@ Boston	(FSSE)	7:30
Fri 20	@ Charlotte	(FSSE)	7:00	Sun 4	@ New York	(FSSE)	12:00
Sun 22	@ Brooklyn	(FSSE)	3:30	Tue 6	MEMPHIS	(FSSE)	7:30
Mon 23	@ Miami	(FSSE)	7:30	Thu 8	@ Orlando	(FSSE)	7:00
Thu 26	@ Chicago	(FSSE)	8:00	Fri 9	CLEVELAND	(FSSE)	7:30
Fri 27	DENVER	(FSSE)	7:30	Sun 11	DETROIT	(FSSE)	3:30
Sun 29	MILWAUKEE	(FSSE)	3:30	Tue 13	@ Milwaukee	(FSSE)	8:00
NOVEMBER (14)				Wed 14	@ Detroit	(FSSE)	7:00
Wed 1	@ Philadelphia	(FSSE)	7:00	Fri 23	@ Indiana	(FSSE)	7:00
Fri 3	HOUSTON	(FSSE)	7:30	Mon 26	LA LAKERS	(FSSE)	7:30
Sun 5	@ Cleveland	(FSSE)	3:00	Wed 28	INDIANA	(FSSE)	7:30
Mon 6	BOSTON	(FSSE)	7:30	MARCH (14)			
Fri 10	@ Detroit	(FSSE)	7:00	Fri 2	GOLDEN STATE	(FSSE)	7:30
Sat 11	@ Washington	(FSSE)	7:00	Sun 4	PHOENIX	(FSSE)	3:30
Mon 13	@ New Orleans	(FSSE)	8:00	Tue 6	@ Toronto	(FSSE)	7:00
Wed 15	SACRAMENTO	(FSSE)	7:30	Fri 9	@ Indiana	(FSSE)	7:00
Sat 18	BOSTON	(FSSE)	7:30	Sun 11	CHICAGO	(FSSE)	3:30
Mon 20	@ San Antonio	(FSSE)	8:30	Tue 13	OKLAHOMA CITY	(FSSE)	7:30
Wed 22	LA CLIPPERS	(FSSE)	7:30	Thu 15	CHARLOTTE	(FSSE)	7:30
Fri 24	NEW YORK	(FSSE)	7:30	Sat 17	@ Milwaukee	(FSSE)	6:00
Sat 25	TORONTO	(FSSE)	7:30	Tue 20	@ Utah	(FSSE)	9:00
Thu 30	CLEVELAND	(FSSE)	7:30	Thu 22	@ Sacramento	(FSSE/NBA)	10:00
DECEMBER (15)				Fri 23	@ Golden State	(FSSE)	10:30
Sat 2	@ Brooklyn	(FSSE)	3:00	Sun 25	@ Houston	(FSSE)	8:00
Mon 4	BROOKLYN	(FSSE)	7:30	Wed 28	@ Minnesota	(FSSE)	8:00
Wed 6	@ Orlando	(FSSE)	7:00	Fri 30	PHILADELPHIA	(FSSE)	7:30
Sat 9	ORLANDO	(FSSE)	7:30	APRIL (6)			
Sun 10	@ New York	(FSSE)	7:30	Sun 1	ORLANDO	(FSSE)	6:00
Tue 12	@ Cleveland	(FSSE)	7:00	Tue 3	@ Miami	(FSSE)	7:30
Thu 14	DETROIT	(FSSE)	7:30	Wed 4	MIAMI	(FSSE)	7:30
Fri 15	@ Memphis	(FSSE)	8:00	Fri 6	@ Washington	(FSSE)	7:00
Mon 18	MIAMI	(FSSE)	7:30	Sun 8	@ Boston	(FSSE)	7:30
Wed 20	INDIANA	(FSSE)	7:30	Tue 10	PHILADELPHIA	(FSSE)	7:30
Fri 22	@ Oklahoma City	(FSSE)	8:00	JANUARY (15)			
Sat 23	DALLAS	(FSSE)	7:30	Tue 2	@ Phoenix	(FSSE)	9:00
Wed 27	WASHINGTON	(FSSE)	7:30	Fri 5	@ Portland	(FSSE)	10:00
Fri 29	@ Toronto	(FSSE)	7:30	Sun 7	@ LA Lakers	(FSSE)	9:30
Sat 30	PORTLAND	(FSSE)	7:30	Mon 8	@ LA Clippers	(FSSE)	10:30
JANUARY (15)				Wed 10	@ Denver	(FSSE)	9:00
Tue 2	@ Phoenix	(FSSE)	9:00	Fri 12	BROOKLYN	(FSSE)	7:30
Fri 5	@ Portland	(FSSE)	10:00	Mon 15	SAN ANTONIO %	(FSSE/NBA)	3:00
Sun 7	@ LA Lakers	(FSSE)	9:30	Wed 17	NEW ORLEANS	(FSSE)	7:30
Mon 8	@ LA Clippers	(FSSE)	10:30	Sat 20	CHICAGO	(FSSE)	5:00
Wed 10	@ Denver	(FSSE)	9:00	Mon 22	UTAH	(FSSE)	7:30
Fri 12	BROOKLYN	(FSSE)	7:30	Wed 24	TORONTO	(FSSE)	7:30
Mon 15	SAN ANTONIO %	(FSSE/NBA)	3:00	Fri 26	@ Charlotte	(FSSE)	7:00
Wed 17	NEW ORLEANS	(FSSE)	7:30	Sat 27	WASHINGTON	(FSSE)	7:30
Sat 20	CHICAGO	(FSSE)	5:00	Mon 29	MINNESOTA	(FSSE)	7:30
Mon 22	UTAH	(FSSE)	7:30	Wed 31	CHARLOTTE	(FSSE)	7:30

## TELEVISION

(FSSE) FOX Sports Southeast  
 (NBA) NBA TV

## RADIO



## Luke Babbitt

HEIGHT: 6-9  
WEIGHT: 225  
COLLEGE: Nevada  
HIGH SCHOOL: Galena, Reno, Nevada  
BIRTHPLACE: Cincinnati, Ohio  
BIRTHDATE: June 20, 1989

NBA EXPERIENCE: 7 years  
CURRENT NBA SEASON: 8th  
Nevada  
Galena, Reno, Nevada  
Cincinnati, Ohio  
June 20, 1989

FORWARD



**HOW LUKE JOINED THE HAWKS:** Signed with Atlanta as a free agent on August 9, 2017 • Selected by Minnesota in the first round (16th overall) of the 2010 NBA Draft before his draft rights were traded to Portland along with Ryan Gomes in exchange for Martell Webster on June 24, 2010 • Signed with Nizhny Novgorod in Russia on August 28, 2013 • Signed as a free agent with New Orleans on February 4, 2014 • Re-signed to a multi-year contract by the Pelicans on July 20, 2015 • Traded by the Pelicans to Miami on July 10, 2016 in exchange for New Orleans' own 2018 second-round draft pick that Miami had acquired on Feb. 18, 2016.

**LAST SEASON (2016-17):** Appeared in 68 games (55 starts) with Miami and averaged 4.8 points and 2.1 rebounds in 15.7 minutes (.402 FG%, .414 3FG%, .733 FT%) • Led the Heat and ranked ninth in the NBA in 3FG% • Set single-season career highs in games played, starts, minutes played (1,065) and 3FGM (87) • Scored in double-figures on seven occasions, including a season-best 16 points (6-9 FGs, 4-7 3FGs) @MIL (1/13) • Hit two-or-more 3FGs in a game 23 times • Sat out eight games (five from 12/3-12/10 and three from 4/5-4/8) due to a strained right hip flexor, with the first two games (12/3-12/6) officially listed as a DNP-CD • Missed the 1/8 contest with a chest cold • **SEASON HIGHS:** 16 pts @MIL (1/13), 6 rebs (2x), 4 assts v/SAS (10/30), 2 stls (3x), 2 blks (3x), 6 FGM @MIL (1/13), 4 3FGM (3x), 2 FTM (4x), 32 mins @MIL (1/13).

**PROFESSIONAL CAREER:** Has appeared in 331 NBA regular season games (93 starts) with Portland, New Orleans and Miami during his seven-year career, averaging 4.7 points and 2.3 rebounds in 14.0 minutes (.406 FG%, .406 3FG%, .743 FT%) • Ranks 25th on the all-time NBA/ABA 3FG% list entering 2017-18 • Has shot better than .400 from three-point range in each of the last three seasons and four times in his career • In **2015-16** (with New Orleans), saw action in 47 games (13 starting assignments) and averaged a career-high 7.0 points, 3.1 rebounds, 1.1 assists in 18.0 minutes (.422 FG%, .404 3FG%, .780 FT%) • Scored in double-figures a career-best 15 times, including three 20-point efforts • Scored 10-or-more points in a career-high nine consecutive games from 3/26-4/9 • Posted one double-double • Matched his career-high with five assists v/TOR (3/26) • Missed four games due to injury/illness • Averaged 4.1 points and 1.8 rebounds in 13.2 minutes (.479 FG%, .513 3FG%, .684 FT%) in 63 games (19 starts) in **2014-15** • Had career-highs in FG% and 3FG% • Scored in double-figures on seven occasions • Missed three games (11/4-10) with a left finger sprain • Split **2013-14** between Nizhny Novgorod in Russia and New Orleans • In 27 games (two starts) for the Pelicans, averaged 6.3 points, 3.3 rebounds, 1.1 assists in 17.5 minutes (.390 FG%, .379 3FG%, .778 FT%) • Scored in double-figures on seven occasions, including one 20-point performance • Hit at least one three-point field goal in a career-high 14 consecutive games from 11/29-12/23 • Scored a career-high 24 points @HOU (4/12) • Handed out a career-high five assists @OKC (4/11) • Blocked a career-best three shots @TOR (2/10) • Saw action in a total of 18 games with Nizhny Novgorod, recording 13.3 points, 3.7 rebounds, 1.3 assists in 17.7 minutes (.537 FG%, .830 FT%) • Scored in double-figures on 11 occasions, including five games with at least 20 points • In nine Eurocup games, posted 13.2 points (.586 FG%, .857 FT%), 3.7 rebounds, 1.2 assists in 16.1 minutes (.586 FG%, .857 FT%), while recording 13.3 points, 3.7 rebounds, 1.3 assists in 19.3 minutes (.494 FG%, .813 FT%) in nine VTB United League contests • In 62 games off the bench in **2012-13** (with Portland), averaged 3.9 points, 2.2 rebounds in 11.8 minutes (.368 FG%, .348 3FG%, .769 FT%) • Scored in double-figures seven times • In **2011-12**, put up 5.1 points and 2.4 rebounds in 13.4 minutes (.410 FG%, .430 3FG%, .850 FT%) in 40 games, including four as a starter • Led the Trail Blazers in 3FG% • Scored in double-figures seven times • Made his first career NBA start @PHO (4/16) and tallied a season-high 18 points, five rebounds and two assists in 39 minutes • Started all three games in which he appeared for the Idaho Stampede of the NBA G League and averaged 21.0 points, 9.0 rebounds, 3.0 assists, 1.0 steals in 35.3 minutes (.453 FG%, .750 FT%) • Scored in double figures in all three games, including one 30-point effort, and had one double-double • As a rookie in **2010-11**, played in 24 games off the bench, averaging 1.5 points and 1.3 rebounds in 5.7 minutes • Scored in double figures once and recorded one double-double • Grabbed a career-best 11 rebounds to go along with 11 points and three assists @GSW (4/13) • Made his NBA debut on 11/1 @CHI and had two points in four minutes of action • Appeared in 14 games (nine starts) for Idaho of the NBA G League and averaged 20.1 points, 7.4 rebounds, 1.5 assists in 29.0 minutes (.513 FG%, .881 FT%) • Scored in double figures 13 times with Idaho, including seven games with at least 20 points and a pair of 30-point performances • Had four double-doubles.

**PLAYOFF HISTORY:** Did not see any game action for New Orleans in 2015 or Portland in 2011.

**COLLEGIATE CAREER:** Played two years at the University of Nevada (2008-10) before becoming an early entry candidate for the 2010 NBA Draft after his sophomore season • Started all 68 games for the Wolf Pack during his career and averaged 19.4 points, 8.1 rebounds, 1.8 assists in 34.9 minutes while shooting .480 FG%, .421 3FG% and .893 FT% • Finished his career ranked among the school's all-time leaders in free throw percentage (first), three-point field goal percentage (fifth)

## CAREER HIGHS

Points	FGM	FGA	3FGM	3FGA	FTM	FTA	Rebounds	Assists	Steals	Blocks	Minutes
24	10	19	5	11	11	11	11	11	11	11	41
4/12/14	3/22/16	1/11/13	11	1/11/13	3/20/16	4/6/16	4/13/11	10	10	2/10/14	4/21/12
@HOU	v/MIA	v/DEN	Times	@GSW	v/LAC	@BOS	@GSW	Times	Times	@TOR	@MEM



and points (12th) • Became the eighth player in school history to score 1,000 career points (1,316) • Named the WAC Player of the Year and earned Associated Press Honorable Mention All-America honors as a sophomore in 2009-10 after averaging 21.9 points, 8.9 rebounds, 2.1 assists, 1.0 steals in 37.1 minutes (.500 FG%, .416 3FG%, .917 FT%) in 34 games • Broke the school's single-season scoring record, finishing with 743 points, while setting school records in both free throw percentage and free throws made • Led the team in scoring, rebounding and free throw percentage while ranking second in three-point field goal percentage and third in assists • Led the WAC in double-doubles and ranked second in both points and rebounding • Ranked third in the country in free throw percentage and ninth in scoring • Scored a career-high 33 points and grabbed eight rebounds in Nevada's Opening Round WAC Tournament game vs. New Mexico State on (3/12) • Became Nevada's first men's basketball student-athlete to earn Academic All-American honors • Averaged 16.9 points, 7.4 rebounds, 1.4 assists in 32.6 minutes (.456 FG%, .429 3FG%, .864 FT%) in 34 games as a freshman in 2008-09, while being named the 2009 WAC Freshman of the Year and earning First Team All-WAC honors • Set Nevada's single-season freshman records for scoring (573 points), free throw percentage and three-point field goal percentage • Paced the Wolf Pack in scoring, rebounding and free throw percentage and ranked second in three-point field goal percentage • Ranked third in the WAC in both scoring (second nationally among freshmen) and rebounding.

**PERSONAL INFO:** Full name is Luke Robert Babbitt • The son of Bob and Laura Babbitt • Has two sisters (Layne and Leah) • Married his wife, Kara, in August of 2013 and they have a daughter (Emily) • Majored in Business Management at Nevada • Born in Cincinnati, Ohio and his family moved to Reno, Nevada when he was nine years old • In his free time he enjoys spending time with family, watching baseball and football, attending church and playing golf, tennis and ping-pong • His favorite sport other than basketball is baseball and he's a fan of the Cincinnati Reds • Won the 2007 Nevada state championship at Galena High School and became just the third player in Nevada prep history to be named a McDonald's All-American • Set the Nevada high school career scoring record • Was a three-time All-State performer and a two-time recipient of the Gatorade Player of the Year Award (2007 and 2008) for the state • Wears size 14.5 sneakers.

## CAREER STATS

## NBA REGULAR SEASON

YEAR, TEAM	GP	MINS	FGM	FGA	PCT.	FTM	FTA	PCT.	REBOUNDS			AST	PF	DQ	STL	BLK	PTS	AVG
									OFF	DEF	TOT							
10-11, POR	24	137	15	55	.273	3	9	.333	6	24	30	6	15	0	2	2	36	1.5
11-12, POR	40	537	71	173	.410	17	20	.850	16	79	95	16	46	0	10	4	202	5.1
12-13, POR	62	730	86	234	.368	10	13	.769	15	122	137	29	82	1	14	5	244	3.9
13-14, NOP	27	473	60	154	.390	14	18	.778	18	70	88	29	52	0	7	11	170	6.3
14-15, NOP	63	830	92	192	.479	13	19	.684	12	99	111	24	63	0	17	11	256	4.1
15-16, NOP	47	845	122	289	.422	39	50	.780	25	123	148	53	90	0	11	7	327	7.0
16-17, MIA	68	1065	113	281	.402	11	15	.733	12	129	141	36	118	0	20	11	324	4.8
7 YR, TOT	331	4617	559	1378	.406	107	144	.743	104	646	750	193	466	1	81	51	1559	4.7

THREE-POINT FIELD GOALS IN 10-11:

3-16

(.188)

THREE-POINT FIELD GOALS IN 11-12:

43-100

(.430)

THREE-POINT FIELD GOALS IN 12-13:

62-178

(.348)

THREE-POINT FIELD GOALS IN 13-14:

36-95

(.379)

THREE-POINT FIELD GOALS IN 14-15:

59-115

(.513)

THREE-POINT FIELD GOALS IN 15-16:

44-109

(.404)

THREE-POINT FIELD GOALS IN 16-17:

87-210

(.414)

CAREER THREE-POINT FIELD GOALS:

334-823

(.406)



## Kent Bazemore

HEIGHT: 6-5  
WEIGHT: 201  
COLLEGE: Old Dominion  
HIGH SCHOOL: Bertie, Windsor, NC  
BIRTHPLACE: Kelford, North Carolina  
BIRTHDATE: July 1, 1989

NBA EXPERIENCE: 5 years  
CURRENT NBA SEASON: 6th

AGE: 28

GUARD

24



**HOW KENT JOINED THE HAWKS:** Re-signed to a multi-year contract with the Hawks on July 7, 2016 • Signed as a free agent by the Hawks on September 23, 2014 • Originally signed with Golden State as a free agent on July 26, 2012 • Acquired by the Lakers, along with MarShon Brooks, from the Warriors in exchange for Steve Blake on February 19, 2014.

**LAST SEASON (2016-17):** Averaged 11.0 points, 3.2 rebounds, a career-high 2.4 assists and 1.3 steals (134th in NBA) in 26.9 minutes (.409 FG%, .346 3FG%, .708 FT%) in 73 games (64 starting assignments) • Scored in double-figures 40 times, including seven 20-point efforts • Had one double-double • Ranked third on the club in spg and 3FGM (.92), fourth in apg and fifth in ppg and FTM (119) • Led the team in scoring five times and in assists on six occasions • Had 16 point (4-8 FGs, career-best 8-10 FTs), one assist, one steal and one block v/MEM (3/16) • Played a career-high 50 minutes v/NYK (1/29), finishing with 24 points and 10 rebounds • Recorded a career-best four blocks v/MIN (12/21) • Knocked down a career-high tying 5-8 3FGs on his way to 21 points, four assists, one rebound and one steal @LAL (11/27) • Missed two games (12/7-12/9) due to a sore right knee and seven (3/20-3/28, 4/7 and 4/12) due to a right knee bone bruise • **SEASON HIGHS:** 25 pts (2x), 10 rebs v/NYK (1/29), 7 assts (3x), 4 stls (2x), 4 blks v/MIN (12/21), 9 FGM (2x), 5 3FGM @LAL (11/27), 8 FTM v/MEM (3/16), 50 mins v/NYK (1/29).

**PROFESSIONAL CAREER:** In five seasons with Golden State, LA Lakers and the Hawks, has appeared in 351 games (157 starts), averaging 7.4 points, 2.8 rebounds and 1.5 assists in 18.7 minutes (.423 FG%, .349 3FG%, .691 FT%) • Played in 75 games (68 starts) in **2015-16**, putting up 11.6 points, 5.1 rebounds, 2.3 assists and 1.3 steals (35th in NBA) in 27.8 minutes (.441 FG%, .357 3FG%, .815 FT%) • Scored in double-figures 41 times, including 11 20-point efforts • Had four double-digit rebounding games and one double-double (the first of his career) • Posted single season career-highs in ppg, rpg, spg, FG% and FT%, games played (tied) and starts • Had 28 points, five rebounds, two assists, one steal and one block (11-18 FGs, 3-7 3FGs, 3-3 FTs) v/MIA (12/14/15), posting career-highs in points and FGM • Missed five games (11/17-11/25) due to a right ankle sprain and one contest (3/17) due to a right knee bone bruise • In first season with Hawks in **2014-15**, averaged 5.2 points, 3.0 rebounds and 1.0 assists in 17.6 minutes (.426 FG%, .364 3FG%, .600 FT%) in 75 games (10 starting assignments) • Scored in double-figures 15 times, including one 20-point night • Tallied 10.2 points, 4.8 rebounds, 1.8 assists and 1.4 steals in 31.5 minutes (.393 FG%, .306 3FG%, .618 FT%) as a starter • Split time between Golden State and the LA Lakers in **2013-14**, appearing in 67 games (15 starts) and averaging 6.0 points, 1.7 rebounds and 1.4 assists in 13.6 minutes (.429 FG%, .336 3FG%, .606 FT%) • In 23 contests after trade to the Lakers (15 starts), numbers rose to 13.1 points, 3.3 rebounds, 3.1 assists and 1.4 steals in 28.0 minutes, knocking down .451 FG%, .371 3FG% and .644 FT% • In his starts, averaged 13.5 points, 3.5 rebounds, 3.0 assists and 1.3 steals in 28.9 minutes (.444 FG%, .373 3FG%, .655 FT%) • Scored in double figures 22 times (three 20-or-more games), including 20 with the Lakers • Knocked down 33 3FGM in his 23 games with L.A., after making 20 in his career to that point • Appeared in two games with Santa Cruz of the NBA G League, averaging 19.0 points, 4.0 rebounds, 3.5 assists, 2.0 steals and 1.0 blocks in 32.5 minutes • As a rookie with the Warriors in **2012-13**, put up 2.0 points in 4.4 minutes (61 games) • Scored in double-digits twice • Made his NBA debut on 11/9 @LAL, finishing with two rebounds, two blocks and one assist in six minutes • In five separate stints with Santa Cruz of the NBA G League, totaled 21.6 points, 7.6 rebounds, 2.8 assists and 4.4 steals, hitting .448 FGs and .407 3FGs in 34.0 minutes.

**PLAYOFF HISTORY:** Has played in 41 career playoff games (12 starts) with the Hawks and Golden State, averaging 6.5 points, 3.6 rebounds and 1.3 assists in 19.4 minutes (.379 FG%, .648 FT%) • Recorded 9.8 points, 3.8 rebounds and 3.3 assists in 25.1 minutes (.396 FG%, .714 FT%) in Atlanta's six-game First Round series against Washington in 2017 • Tallied 16 points, seven assists, four rebounds and three steals v/WAS (4/24); setting or tying playoff career-highs in assists and steals • Started all 10 playoff games for the Hawks in 2016, and averaged 11.9 points, 6.6 rebounds, 1.9 assists and 1.5 steals in 32.5 minutes (.364 FG%, .682 FT%) • Scored in double-figures six times, including two 20-point games • Put in a postseason career-high 23 points, adding eight rebounds, two blocks and one steal v/BOS (4/16) • Recorded first career playoff double-double with 16 points and a postseason career-high 12 rebounds, while posting four assists and two steals @CLE (5/2) • Saw action in all 16 postseason contests (two starts) for Atlanta in 2015, putting up 5.4 points and 3.3 rebounds in 19.0 minutes (.423 FG%, .677 FT%), while scoring in double-figures four times • Recorded 10.8 points, 5.3 rebounds, 1.5 assists and 1.0 steals in 26.4 minutes in the Eastern Conference Finals (four games) against Cleveland • Appeared in nine playoff games with the Warriors in 2013, and compiled two points, five rebounds, two assists and a steal in 16 total minutes • **CAREER PLAYOFF HIGHS:** 23 pts v/BOS (4/16/16), 12 rebs @CLE (5/2/16), 7 assts v/WAS (4/24/17), 3 stls (3x), 2 blks (5x), 8 FGM @BOS (4/22/16), 4 3FGM v/BOS (4/26/16), 8 FTM v/BOS (4/16/16), 43 mins @CLE (5/24/15).

## CAREER HIGHS

Points	FGM	FGA	3FGM	3FGA	FTM	FTA	Rebounds	Assists	Steals	Blocks	Minutes
21	9	21	3	6	8	11	13	8	6	4	50
12/14/15	12/14/15	1/23/17	Three	Three	3/16/17	Two	2/8/16	Two	3/9/14	12/21/16	1/29/17
v/MIA	v/MIA	v/LAC	Times	Times	v/MEM	Times	v/ORL	Times	v/SAS	v/MIN	v/NYK



**COLLEGIATE CAREER:** Appeared in a school-record 140 games (starting 103) in four years (2008-12) at Old Dominion, finishing with career numbers of 10.1 points, 4.6 rebounds, 2.7 assists and 1.8 steals in 26.3 minutes (.447 FG%, .581 FT%) • The Colonial Athletic Association Defensive Player of the Year as both a junior and senior • Ranks second on the conference's all-time steals list (250) • Part of the winningest class in school history, earning 101 career wins, two conference titles and the inaugural Collegelinsider.com Postseason Tournament (CIT) title • In his final season (2011-12), put up 15.4 points, 6.1 rebounds, 3.1 assists and 2.1 steals in 31.5 minutes (.407 FG%, .321 3FG%, .632 FT%) in 35 games (32 starting assignments) • Won the Lefty Driesell Award as the nation's top defender after his junior season (2010-11), while averaging 12.3 points, 5.1 rebounds, 2.9 assists and 2.2 steals in 30.7 minutes (.481 FG%, .408 3FG%, .662 FT%) in 34 contests (33 starts) • As a sophomore (2009-10), tallied 8.4 points, 4.2 rebounds, 3.4 assists and 1.9 steals in 26.7 minutes, while playing in 36 games (29 starts) • Saw action in 35 games as a freshman (2008-09), posted 4.5 points, 3.1 rebounds and 1.5 assists (.433 FG%).

**PERSONAL INFO:** Full name is Kenneth Lamont Bazemore, Jr. and parents are Kenneth and Glynis Bazemore • Has a brother, WyKevin, who was a four-time All-CIAA performer at Winston-Salem State • Married over the summer to his wife, Samantha • Founded the ARMS Foundation, which aims to promote, motivate and inspire the next generation of leaders • This past summer, hosted a series of charitable events, including basketball camps, golf tournament and an UNO tournament • Majored in human services and criminal justice at ODU • Favorite TV show is "The Blacklist," while his favorite author is Vince Flynn • Named North Carolina Coastal Conference Player of the Year as a senior at Bertie High School, and Roanoke-Chowan Player of the Year his final two years • On Twitter @24Bazemore and Instagram @24baze.

## CAREER STATS

## NBA REGULAR SEASON

YEAR, TEAM	GP	MIN	FGM	FGA	PCT.	FTM	FTA	PCT.	REBOUNDS			AST	PF	DQ	STL	BLK	PTS	AVG
									OFF	DEF	TOT							
12-13, GSW	61	267	43	116	.371	27	44	.614	5	17	22	22	27	0	17	4	123	2.0
13-14, GSW-LAL	67	911	147	343	.429	66	109	.606	10	107	117	91	102	0	43	13	403	6.0
14-15, ATL	75	1324	141	331	.426	60	100	.600	21	201	222	78	127	0	52	33	390	5.2
15-16, ATL	75	2083	320	725	.441	123	151	.815	28	351	379	171	176	2	210	88	872	11.6
16-17, ATL	73	1963	295	721	.409	119	168	.708	45	186	231	177	165	2	91	52	801	11.0
5 YR. TOT	351	6548	946	2236	.423	395	572	.691	109	862	971	539	597	4	301	140	2589	7.4
THREE-POINT FIELD GOALS IN 12-13:			10-34 (.294)			THREE-POINT FIELD GOALS IN 15-16:			109-305 (.357)									
THREE-POINT FIELD GOALS IN 13-14:			43-128 (.336)			THREE-POINT FIELD GOALS IN 16-17:			92-266 (.346)									
THREE-POINT FIELD GOALS IN 14-15:			48-132 (.364)			CAREER THREE-POINT FIELD GOALS:			302-865 (.349)									

## NBA PLAYOFFS

YEAR, TEAM	GP	MIN	FGM	FGA	PCT.	FTM	FTA	PCT.	OFF	DEF	TOT	AST	PF	DQ	STL	BLK	PTS	AVG
12-13, GSW	9	16	1	8	.125	0	4	.000	1	4	5	2	3	0	1	0	2	0.2
14-15, ATL	16	303	30	71	.423	21	31	.667	3	50	53	13	25	0	11	9	87	5.4
15-16, ATL	10	325	44	121	.364	15	22	.682	8	58	66	19	14	0	14	6	119	11.9
16-17, ATL	6	150	21	53	.396	10	14	.714	4	19	23	20	15	0	4	5	59	9.8
4 YR. TOT	41	794	96	253	.379	46	71	.648	16	131	147	54	57	0	30	20	267	6.5
THREE-POINT FIELD GOALS IN 12-13:			0-1 (.000)			THREE-POINT FIELD GOALS IN 15-16:			16-61 (.262)									
THREE-POINT FIELD GOALS IN 14-15:			6-28 (.214)			THREE-POINT FIELD GOALS IN 16-17:			7-24 (.292)									
PLAYOFF THREE-POINT FIELD GOALS: 29-114 (.254)																		



## Marco Belinelli

HEIGHT: 6-5 NBA EXPERIENCE: 10 years  
WEIGHT: 210 CURRENT NBA SEASON: 11th  
TEAM/HOME COUNTRY: Fortitudo Bologna/Italy  
BIRTHPLACE: San Giovanni in Persiceto, Italy  
BIRTHDATE: March 25, 1986 AGE: 31

GRD/FWD

3



**HOW MARCO JOINED THE HAWKS:** Acquired from Charlotte on June 20, 2017, along with Miles Plumlee and a 2017 second round draft pick in exchange for Dwight Howard and a 2017 second round draft pick • Selected by Golden State in the first round (18th overall) of the 2007 NBA Draft • Traded to Toronto on July 29, 2009 in exchange for Dewayne George and cash • Acquired by the New Orleans Hornets on August 11, 2010 in exchange for Julian Wright • Signed as a free agent with Chicago on July 24, 2012 • Signed as a free agent with San Antonio on July 11, 2013 • Signed as a free agent with Sacramento on July 15, 2015 • Traded to Charlotte on July 7, 2016 in exchange for Malachi Richardson.

**LAST SEASON (2016-17):** Averaged 10.5 points, 2.4 rebounds and 2.0 assists in 24.0 minutes (.429 FG%, .360 3FG%, career-high .893 FT%) in 74 games off the bench for Charlotte • Ranked ninth in the NBA in FT% • Ranked fourth in the league in scoring among players who did not start a game • Scored in double-figures 41 times, including four 20-point efforts, and had one double-digit rebounding effort • Made over 100 3FGs for the fourth time in his career and hit better than .830 FT% for the fifth consecutive season (sixth time overall) • Led the club in scoring five times and in assists on five occasions • Tied a career-high with seven 3FGM on his way to 22 points (7-13 FGs, 7-9 3FGs, 1-2 FTs), 10 rebounds and four assists @NOP (11/19) • Tallied 14 points, five rebounds, four assists, two steals and a career-high tying two blocks v/ MEM 11/21 • Missed five games (12/26-1/2) with a left ankle sprain and three contests (4/8-4/11) with a left finger strain • **SEASON HIGHS:** 22 pts (2x), 10 rebs @NOP (11/19), 7 assts @GSW (2/1), 3 stls (2x), 2 blks v/MEM (11/21), 8 FGM @ATL (12/17), 7 3FGM @NOP (11/19), 8 FTM v/BKN (2/7), 33 mins (3x).

**PROFESSIONAL CAREER:** Has seen action in 644 games (216 starting assignments) with Golden State, Toronto, New Orleans Hornets, Chicago, San Antonio, Sacramento and Charlotte Hornets • Owns career averages of 9.6 points, 2.1 rebounds and 1.7 assists in 23.1 minutes (.425 FG%, .377 3FG%, .832 FT%) • Winner of the Foot Locker Three-Point Contest during NBA All-Star Weekend in New Orleans in 2014 • A member of the 2013-14 NBA Champion San Antonio Spurs • Tied for the NBA lead in games played (66) in 2011-12, while ranking fifth in 3FG% (.430) in 2013-14 and ninth FT% (.893) in 2016-17 • In 2015-16 (with Sacramento), averaged 10.2 points, 1.9 assists and 1.7 rebounds in 24.6 minutes (.386 FG%, .306 3FG%, .833 FT%) in 68 games (seven starts) • Scored in double-figures in 31 games (four 20-point nights) • Led team in scoring in four games and assists once • Knocked down 11-17 FGs, 3-6 3FGs and 3/5 FTs on his way to a season-high 28 points v/PHI (12/30) • Missed one game (1/30) due to gastroenteritis, one (2/19) due to a tooth extraction, one (3/9) due to middle back spasms, one (3/16) due to a sore right ankle and 10 contests (3/27-4/13) due to a sore right foot • Played in 62 games (nine starts) in 2014-15 (with San Antonio), averaging 9.2 points, 2.5 rebounds and 1.5 assists in 22.4 minutes (.423 FG%, .374 3FG%, .848 FT%) • Scored in double figures 29 times, including three games with 20-plus points • Posted 11 points, a season-high seven boards and three assists @PHI (12/1) • Missed eight games (1/16-1/19) with a mild strain in his right groin, 11 contests (1/10-1/31/15) with a mild strain in his left groin and one game (4/8) with tightness in his left groin • Appeared in 80 games (25 starts) for the NBA Champion Spurs in 2013-14, averaging 11.4 points, 2.8 rebounds and 2.2 assists in 25.2 minutes (.485 FG%, .430 3FG%, .847 FT%) • Posted career-highs in FG%, 3FG%, rpg and apg • Ranked fifth in the NBA in 3FG% • Became the first player in franchise history to win the NBA Foot Locker Three-Point Contest • Scored in double-figures 49 times, including seven 20-point outings • Had a 10-game double-digit scoring streak from 2/3-2/28 • Notched a career-high 32 points (career-best 12-16 FGs, 6-9 3FGs, 2-2 FTs), five rebounds and two assists v/ NYK (1/2) • Registered 16 points, a career-high 11 rebounds and a career-high tying eight assists @BOS (2/12) • Tallied 13 points, a career-high tying four steals, three assists and two rebounds v/OKC (1/22) • Equaled his career-best of eight assists on two other occasions during the season • Played in 73 games (27 starts) in 2012-13 (with Chicago), averaging 9.6 points, 1.9 boards and 2.0 assists in 25.8 minutes (.395 FG%, .357 3FG%, .839 FT%) • Scored in double figures 29 times (seven 20-point nights) • Led the club in scoring 10 times and in assists twice • Had a season-high 24 points on 9-13 FGs, while handing out three assists @IND (2/4) • Connected on a career-high 11 free throws (11-12), recording 22 points, seven rebounds, two steals and one assist @NYK (12/21) • Missed seven games with an abdominal strain (3/24-4/5) and one contest (2/7) with a right ankle injury • In 2011-12 (with New Orleans Hornets), put up a career-high 11.8 points, 2.6 rebounds and 1.5 assists in 29.8 minutes (.417 FG%, .377 3FG%, .783 FT%), appearing in all 66 games (55 starting assignments) • Tied for the league lead in games played • Paced the team in scoring 10 times and in rebounding twice • Led the club with 107 3FGM and with 44 double-figure scoring performances • Had nine games with 20-plus points and one double-digit rebounding effort • Hit a career-best (since tied) seven 3FGs (7-11) on his way to 27 points, three rebounds, three assists and one block @POR (3/29) • Played in 80 games (69 starts) in 2010-11, averaging 10.5 points, 1.9 rebounds and 1.2 assists in 24.5 minutes (.437 FG%, .414 3FG%, .784 FT%) • Scored in double figures 44 times, including four 20-point nights • Scored a season-high 23 points on 8-13 FGs v/BOS (3/19) • Missed two games with a sprained right ankle (1/14-1/15) • Appeared in 66 games (one start) in 2009-10 (with Toronto), averaging 7.1 points, 1.4 rebounds and 1.3 assists in 17.0 minutes (.406 FG%, .380 3FG%, .835 FT%) • Scored in double figures on 21 occasions, including one 20-point night • Top scorer off the bench 22 times • Finished with a season-high 21 points (3-4 3FGs) and five rebounds

## CAREER HIGHS

Points	FGM	FGA	3FGM	3FGA	FTM	FTA	Rebounds	Assists	Steals	Blocks	Minutes
32	12	22	13	11	12	12	11	4	4	5	51
12/24	12/24	22/22	Two	15/16	12/21/12	12/21/12	2/12/14	Three	Two	Two	3/18/13
v/NYK	v/NYK	v/LAC	Times	@DAL	@NYK	@NYK	@BOS	Times	Times	Times	v/DEN



@IND (2/2) • Missed six games due to injury • Averaged 8.9 points, 1.7 rebounds and 2.1 assists in 21.0 minutes (.442 FG%, .397 3FG%, .769 FT%) in 42 games (23 starting assignments) in 2008-09 (with Golden State) • As a starter, put up 11.3 points, 2.9 assists, 2.1 rebounds and 1.0 steals (.416 FG%, .398 3FG%, .825 FT%) • Scored 10-plus points 18 times (four 20-point nights) • Tallied 27 points, six assists and three rebounds @ATL (12/19) • Missed 23 games with a sprained right ankle (1/14-2/12 and 3/20-4/1) • As a rookie in 2007-08, played in 33 games off the bench, averaging 2.9 points in 7.3 minutes (.387 FG%, .390 3FG%, .778 FT%) • Scored in double-figures two times • Tallied a season-high 17 points, hitting 5-6 3FGs v/SEA (4/16).

**PLAYOFF HISTORY:** Has played in 48 career postseason contests (13 starts) with the New Orleans Hornets, Chicago and San Antonio • Owns career playoff averages of 7.9 points, 2.2 rebounds and 1.3 assists in 20.2 minutes (.425 FG%, .383 3FG%, .903 FT%) • Shot .513 FG%, .467 3FG% and .846 FT% on his way to averaging 9.3 points, 1.9 rebounds and 1.4 assists in 16.6 minutes in seven games for San Antonio in 2015 • Knocked down a postseason career-high seven 3FGs on his way to 23 points, two rebounds, one assist and one steal v/LAC (4/30) • Appeared in all 23 games for the NBA Champion Spurs in 2014 • Recorded 5.4 points and 2.3 rebounds in 15.5 minutes (.444 FG%, .421 3FG%, .955 FT%) • Scored in double-figures twice, including 19-point effort (7-9 FGs, 3-5 3FGs, 2-2 FTs), while adding three rebounds, one assist and one steal v/POR (5/6) • In the 2013 playoffs with the Bulls, averaged 11.1 points, 2.9 rebounds and 2.6 assists in 27.1 minutes (.411 FG%, .340 3FG%, .879 FT%) in 12 games (seven starting assignments) • Scored in double-figures six times, including two 20-point efforts • Had a playoff career-best 24 points on a postseason career-high tying 8-14 FGs, 3-6 3FGs and 5-5 FTs, while adding six rebounds, two assists and one steal in 41 minutes @BKN (5/4) • Tallied 22 points (postseason career-high tying eight FGM), a playoff career-high seven assists, five rebounds and one steal 46 minutes v/BKN (5/2) • Saw action in six games (all starts) for New Orleans in 2011, averaging 9.7 points in 28.8 minutes (.365 FG%, .308 3FG%, 1.000 FT%) • Scored in double-figures twice, including a 21-point night on a postseason career-high tying 8-14 FGs, 3-5 3FGs, 2-2 FTs @LAL (4/26) • **CAREER PLAYOFF HIGHS:** 24 pts v/BKN (5/4/13), 7 rebs (3x), 7 assts v/BKN (5/2/13), 2 stls v/LAL (4/28/11), 8 FGM (3x), 7 3FGM v/LAC (4/30/15), 6 FTM @BKN (4/20/13), 46 mins (2x).

**INTERNATIONAL CAREER:** Played professionally in Italy from 2002-2007 with Virtus Bologna (2002-03) and Fortitudo Bologna (2003-07) • Saw action in 33 games for Fortitudo Bologna in 2006-07 in the Serie A League, averaging 16.0 points, 2.0 steals, 1.8 rebounds and 1.4 assists • Averaged 12.8 points, 1.9 rebounds and 1.3 assists in 13 Euroleague games • Played in 47 games in 2005-06 in the Serie A League, averaging 13.2 points, 1.7 assists, 1.4 steals and 1.3 rebounds • Saw action in 19 Euroleague games, with averages of 13.3 points, 1.6 boards and 1.0 assists • In 2004-05 appeared in 44 games in the Serie A League, averaging 6.7 points and 1.0 steals • In 20 Euroleague games, averaged 4.2 points and 1.2 rebounds • In 2003-04, averaged 4.5 points in 34 Serie A League games and 3.0 points in 16 Euroleague contests • Played in 22 games for Virtus Bologna in the Serie A League in 2002-03, averaging 1.9 points, while putting up 5.6 points and 1.3 rebounds in eight Euroleague outings.

**PERSONAL INFO:** Full name is Marco Stefano Belinelli • Born on March 25, 1986, in San Giovanni in Persiceto, Italy • Name is pronounced Mark-oh bell-uh-nell-ee • Nicknamed "Belli" by his childhood friends • Attended the 2007 NBA Draft in New York, marking his first trip to the United States • Obtained a driver's license for the first time in his life in the summer of 2008 • Did not drive in Italy or during his rookie season in the NBA • Says that if not playing professional basketball he would work in the fashion industry • Has a personal website, <http://marcobelinelli.it> • On twitter @marcobelinelli and Instagram @mbel121.



## CAREER STATS

## NBA REGULAR SEASON

YEAR, TEAM	GP	MINS	FGM	FGA	PCT.	FTM	FTA	PCT.	REBOUNDS			AST	PF	DO	STL	BLK	PTS	AVG
									OFF	DEF	TOT							
07-08, GSW	33	241	36	93	.387	7	9	.778	3	11	14	15	15	0	5	0	95	2.9
08-09, GSW	42	882	140	317	.442	40	52	.769	10	61	71	88	73	0	36	1	372	8.9
09-10, TOR	66	1121	154	379	.437	101	121	.835	14	81	95	89	80	1	42	5	469	7.1
10-11, NOP	80	1957	302	691	.437	98	125	.784	17	134	151	92	146	0	38	6	836	10.5
11-12, NOP	66	1966	286	686	.417	101	129	.783	19	153	172	101	115	1	48	5	780	11.8
12-13, CHI	73	1882	241	610	.395	141	168	.839	13	127	140	148	140	1	44	6	702	9.6
13-14, SAS	80	2016	337	695	.485	111	131	.847	18	208	226	179	130	0	50	7	911	11.4
14-15, SAS	62	1388	199	470	.423	84	99	.848	26	131	157	94	85	0	31	3	668	9.2
15-16, SAC	68	1672	245	635	.386	115	138	.833	10	107	117	127	91	0	37	2	696	10.2
16-17, CHA	74	1778	264	615	.429	150	168	.893	14	164	178	147	90	0	44	9	780	10.5
10 YR. TOT	644	14903	2204	5191	.425	948	1140	.832	144	1177	1321	1080	965	3	375	44	6209	9.6
THREE-POINT FIELD GOALS IN 07-08:			16-41 (.390)			THREE-POINT FIELD GOALS IN 12-13:			79-221 (.357)									
THREE-POINT FIELD GOALS IN 08-09:			52-131 (.397)			THREE-POINT FIELD GOALS IN 13-14:			126-293 (.430)									
THREE-POINT FIELD GOALS IN 09-10:			60-158 (.380)			THREE-POINT FIELD GOALS IN 14-15:			86-230 (.374)									
THREE-POINT FIELD GOALS IN 10-11:			134-324 (.414)			THREE-POINT FIELD GOALS IN 15-16:			91-297 (.306)									
THREE-POINT FIELD GOALS IN 11-12:			107-284 (.377)			THREE-POINT FIELD GOALS IN 16-17:			102-283 (.360)									

CAREER THREE-POINT FIELD GOALS: 853-2262 (.377)

## NBA PLAYOFFS

YEAR, TEAM	GP	MINS	FGM	FGA	PCT.	FTM	FTA	PCT.	REBOUNDS			AST	PF	DQ	STL	BLK	PTS	AVG
									OFF	DEF	TOT							
10-11, NOP	6	173	23	63	.365	4	4	1.000	0	5	5	4	12	0	5	0	58	9.7
12-13, CHI	12	325	44	107	.441	29	33	.879	0	35	35	31	26	1	5	0	133	11.1
13-14, SAS	23	356	44	99	.444	21	22	.955	4	48	52	19	23	0	3	0	125	5.4
14-15, SAS	7	116	20	39	.513	11	13	.846	2	11	13	10	10	0	2	0	65	9.3
4 YR. TOT	48	970	131	308	.425	65	72	.903	6	99	105	64	71	1	15	0	381	7.9

THREE-POINT FIELD GOALS IN 10-11:

THREE-POINT FIELD GOALS IN 12-13:

8-26 (.308)

16-47 (.340)

THREE-POINT FIELD GOALS IN 13-14:

THREE-POINT FIELD GOALS IN 14-15:

16-38 (.421)

14-30 (.467)

PLAYOFF THREE-POINT FIELD GOALS: 54-141 (.383)

## DeAndre' Bembry

HEIGHT: 6-6

WEIGHT: 210

COLLEGE:

HIGH SCHOOL:

BIRTHPLACE:

BIRTHDATE:

NBA EXPERIENCE: 1 year

CURRENT NBA SEASON: 2nd

Saint Joseph's

St. Patrick, Elizabeth, New Jersey

Charlotte, North Carolina

July 4, 1994

AGE: 23

FORWARD

95



**HOW DEANDRE' JOINED THE HAWKS:** Selected by the Hawks in the first round (21st overall) of the 2016 NBA Draft as an early-entry candidate • Signed to a contract by Atlanta on July 15, 2016.

**LAST SEASON (2016-17):** As a rookie, averaged 2.7 points and 1.6 rebounds in 9.8 minutes (.480 FG%) in 38 games (one start) • Scored in double-figures two times • Made his first career start @IND (4/12), finishing with seven points, seven rebounds, two assists, one steal and one block in 32 minutes (3-6 FGs, 1-2 3FGs) • Tallied 10 points, four rebounds and two assists in 21 minutes (5-6 FGs) @HOU (2/2) • Made his NBA debut vWAS (10/27), finishing with two points (1-1 FGs) and one rebound in two minutes • Assigned to Salt Lake City of the NBA D-League on four occasions, averaging 16.2 points, 6.3 rebounds, 3.5 assists, 1.5 steals and 1.0 blocks in 31.5 minutes (.541 FG%, .375 3FG%, .550 FT%) in six games with the Stars • Missed three games (12/16, 1/7, 1/16) due to personal reasons • **SEASON HIGHS:** 10 pts (2x), 7 rebs @IND (4/12), 3 assts (5x), 1 stl (8x), 1 blk (5x), 5 FGM (2x), 1 3FGM @IND (4/12), 2 FTM @DET (1/18), 32 mins @IND (4/12).

**PLAYOFF HISTORY:** Did not see any game action for Atlanta in 2017.

**COLLEGIATE CAREER:** Played in 101 career games (100 starts) in three seasons (2013-16) at St. Joseph's, averaging 15.7 points, 6.7 rebounds, 3.6 assists and 1.4 steals in 36.1 minutes (.457 FG%, .312 3FG%, .628 FT%) • Named a three-year captain at St. Joseph's • As a junior (2015-16) appeared in 36 games (35 starts) and put in 17.4 points, 7.8 rebounds, 4.5 assists and 1.4 steals in 37.3 minutes (.479 FG%, .657 FT%) • Named the Atlantic 10 Player of the Year and Big 5 Player of the Year • Garnered All-League, All-Defensive Team and All-Tournament honors for the conference • Awarded AP Honorable Mention All-American and was selected to the NABC and USBWA All-District teams • Started all 31 games as a sophomore (2014-15), and averaged 17.7 points, 7.7 rebounds, 3.6 assists and 1.9 steals in 38.6 minutes (.432 FG%, .327 3FG%, .638 FT%) • First SJU player to win the conference's scoring title • Led the nation in minutes played per game • Named a First Team All-League selection and was chosen to the NABC and USBWA All-District teams • Started all 34 games as a freshman (2013-14), posting 12.1 points, 4.5 rebounds and 2.7 assists in 32.6 minutes (.458 FG%, .346 FG%) • Awarded the Atlantic 10 Co-Rookie of the Year, the Big 5 Rookie of the Year and named to the A-10 All-Rookie Team.

**PERSONAL INFO:** Born in Charlotte, North Carolina • Son of Essence Bembry • Wearing uniform No. 95 in memory of his brother Adrian Potts, who passed away just prior to the 2016 draft • First player in NBA history to wear that number • Moved to New Jersey where he attended the St. Patrick School • Tallied over 1,000 career points in high school and was named the 2013 Union County Player of the Year after averaging 21.8 points and 9.0 rebounds as a senior • Was a nominee for the 2013 McDonald's All-American Team and participated in the 2013 Jordan Brand Classic • Majored in sports marketing • On Twitter @fearthefro95 and Instagram @fearthefro95.



## CAREER STATS

## NBA REGULAR SEASON

YEAR, TEAM	GP	MINS	FGM	FGA	PCT.	FTM	FTA	PCT.	REBOUNDS			AST	PF	DQ	STL	BLK	PTS	AVG
									OFF	DEF	TOT							
16-17, ATL	38	371	47	98	.480	6	16	.375	14	45	59	29	21	0	8	5	101	2.7

CAREER THREE-POINT FIELD GOALS: 1-18 (.056)

## CAREER HIGHS

Points 10	FGM 5	FGA 7	3FGM 1	3FGA 2	FTM 2	FTA 5	Rebounds 7	Assists 3	Steals 1	Blocks 1	Minutes 32
Two Times	Two Times	Two Times	4/12/17 @IND	Four Times	1/18/17 @DET	1/18/17 @DET	4/12/17 @IND	Six Times	Eight Times	Five Times	4/12/17 @IND





## Nicolas Brussino

HEIGHT: 6-8

WEIGHT: 195

TEAM/HOME COUNTRY:

BIRTHPLACE:

BIRTHDATE:

NBA EXPERIENCE: 1 year

CURRENT NBA SEASON: 2nd

Penarol/Argentina

Canada de Gomez, Argentina

March 2, 1993

AGE: 24

GRD/FWD

16



**HOW NICOLAS JOINED THE HAWKS:** Claimed by the Hawks off waivers on July 22, 2017 • Waived by Dallas on July 21, 2017 • Signed by Dallas as a free agent on July 15, 2016.

**LAST SEASON (2016-17):** As rookie with Dallas, averaged 2.8 points, 1.8 rebounds and 0.9 assists in 9.6 minutes (.369 FG%, .305 3FG%, .773 FT%) in 54 games (two starting assignments) • Scored in double-figures five times, including two-of-the-last-three games of the year and in three-of-the-last-six • Tallied 14.0 points, 7.5 rebounds, 3.5 assists and 2.0 steals (.400 FG%, .375 3FG%, .857 FT%) as a starter • In the month of April (seven games), put up 9.6 points, 4.3 rebounds and 2.6 assists in 25.6 minutes • Posted a season-high 15 points (4-8 FGs, 4-8 3FGs, 3-3 FTs), eight rebounds, two assists and two steals in 37 minutes @MEM (4/12) in the season finale • Recorded 13 points, seven rebounds, a season-high tying five assists and two steals in 33 minutes @SAC (4/4) • Had 11 points, a season-best nine rebounds and two steals in 23 minutes (4-5 FGs, 3-4 3FGs) @WAS (3/15) • Made his NBA debut @IND (10/26) • **SEASON HIGHS:** 15 pts @MEM (4/12), 9 rebs @WAS (3/15), 5 assts (3x), 2 stls (5x), 1 blk (8x), 4 FGM (5x), 4 3FGM @MEM (4/12), 3 FTM (2x), 37 mins @MEM (4/12).

**INTERNATIONAL CAREER:** Played for Argentina's national team at the 2016 Olympic Games in Rio de Janeiro, averaging 2.0 points and 2.0 rebounds in 8.2 minutes in three games • Also represented his home country at the 2016 South American Championships in Caracas (Venezuela), tallying 8.2 points, 2.8 rebounds, 4.0 assists and 19.5 minutes in six games • Appeared in 59 contests for Penarol Mar del Plata (Argentina) in 2015-16, averaging 14.6 points, 5.5 rebounds, 3.1 assists and 1.5 steals (.556 FG%, .394 3FG%, .721 FT%) • Named to the 2016 Latinbasket.com All-Argentinian Liga A Second Team • Played for Argentina's national team at the 2015 Pan American Games in Toronto (Canada), the 2015 Marchand Cup in San Juan (Puerto Rico) and the 2015 FIBA Americas in Mexico • In four contests at the Pan American Games, averaged 8.8 points, 2.3 rebounds and 1.3 assists • In three Marchand Cup games, recorded 2.3 points and 2.0 rebounds for the Argentines who took home bronze • In four appearances at the FIBA Americas, tallied 2.3 points and 1.3 rebounds for the silver-medaling-winning squad • Appeared in 55 games for Regatas Corrientes (Argentina) in 2014-15, averaging 9.4 points, 3.2 rebounds and 1.3 assists (.481 FG%, .386 3FG%, .811 FT%) • In six Liga Americas games, averaged 10.2 points (.533 FG%, .306 3FG%, .800 FT%), 2.7 rebounds, 1.7 assists and 1.2 steals • Played for Argentina's national team at the 2014 South American Championships in Isla Margarita (Venezuela) and the 2014 ODESUR Games in Santiago (Chile) • In three appearances at the South American Championships, averaged 5.0 points and 1.0 rebounds for the silver-medal-winning Argentines • In two appearances at the ODESUR Games, averaged 7.5 points, 3.5 rebounds and 1.5 assists for the gold-medal-winning squad • Saw action in 55 games for Regatas Corrientes (Argentina) in 2013-14, averaging 6.0 points and 2.6 rebounds (.586 FG%, .405 3FG%) • In six Liga Americas games, averaged 5.2 points and 1.5 rebounds while shooting a league-high .833 FG% and .538 3FG% • Played in 29 games for Regatas Corrientes (Argentina) in 2012-13, averaging 1.9 points and 1.1 rebounds per game • In three Liga Sudamericana games, averaged 9.0 points, 2.0 rebounds, 3.0 assists and 2.3 steals • Team won the Argentinian LigaA championship • Spent his second year with San Martin Marcos Juarez (Argentina) in 2011-12 • In his first season with San Martin Marcos Juarez (Argentina) in 2010-11, averaged 2.2 points and 1.1 rebounds in 22 outings (.727 FG%, .474 3FG%, .833 FT%).

**PERSONAL INFO:** Born March 2, 1993, in Canada de Gomez, Argentina • Nickname is "Nico" • Brother, Juan, plays point guard for Libertad Sunchales in Argentina • On twitter @nicobrussino and Instagram @nicobrussino9.

## CAREER HIGHS

Points	FGM	FGA	3FGM	3FGA	FTM	FTA	Rebounds	Assists	Steals	Blocks	Minutes
15	4	12	4	10	3	4	9	5	2	1	37
4/12/17	Five	Two	4/12/17	4/9/17	Two	4/4/17	3/5/17	Three	Five	Eight	4/12/17
@MEM	Times	Times	@MEM	@PHO	Times	@SAC	@WAS	Times	Times	Times	@MEM



## CAREER STATS

## NBA REGULAR SEASON

YEAR, TEAM	GP	MIN	FGM	FGA	PCT.	FTM	FTA	PCT.	OFF.	DEF.	TOT.	AST.	PF.	DQ.	STL.	BLK.	PTS.	AVG.
16-17, DAL	54	521	52	141	.369	17	22	.773	26	69	95	47	43	1	17	8	150	2.8

CAREER THREE-POINT FIELD GOALS: 29-95 (.305)



## John Collins

HEIGHT: 6-10

WEIGHT: 235

COLLEGE:

HIGH SCHOOL:

BIRTHPLACE:

BIRTHDATE:

NBA EXPERIENCE: Rookie

CURRENT NBA SEASON: 1st

Wake Forest

Cardinal Newman, West Palm Beach, Florida

Layton, Utah

September 23, 1997

AGE: 20

FORWARD

20



**HOW JOHN JOINED THE HAWKS:** Selected by the Hawks in the first round (19th overall) of the 2017 NBA Draft as an early-entry candidate • Signed to a contract by Atlanta on July 1, 2017.

**SUMMER LEAGUE:** Named to the MGM Resorts NBA Summer League 2017 (in Las Vegas) First Team after averaging 15.4 points, 9.2 rebounds and 1.0 assists in 23.0 minutes (.593 FG%, 1-1 3FGs, .667 FT%) while starting all five games • He ranked first in FG% (among players with at least 50 FGAs) and tied for fourth in rpg.

**COLLEGIATE CAREER:** A two-year letterman at Wake Forest with career averages of 13.4 points, 7.0 rebounds and 1.2 blocks in 20.7 minutes (.601 FG%, .729 FT%) in 64 games (34 starts) • As a sophomore in 2016-17, averaged 19.2 points, 9.8 rebounds and 1.6 blocks in 26.6 minutes (.622 FG%, .745 FT%) in 33 games (all starts) on his way to garnering All-ACC First Team and ACC Most Improved Player honors, as well as Second Team All-America recognition by the Basketball Times • Also named to the USBWA and NABC All-District Teams • Led the conference in FG% and 20-point/10-rebound games (10), while ranking second in rebounding and third in scoring in helping the Demon Deacons to the NCAA Tournament for the first time since 2010 • Had a streak of 12 consecutive 20-point games, the longest by a Demon Deacon in four decades, while also becoming the first player with 600 points and 300 rebounds in a season since Tim Duncan in 1996-97 • Became the school's 15th All-American (first since 2009-10) and the program's first first-team All-ACC selection since 2004-05 • Saw action in all 31 games (one starting assignment) as a freshman in 2015-16 • Averaged 7.3 points and 3.9 rebounds in 14.4 minutes (.547 FG% - tops on the team, .691 FT%).

**PERSONAL INFO:** Full name is John Martin Collins III • Nickname is "JC" • Son of Lyria Rissing-Collins • Born September 23, 1997 in Layton, Utah • A 2015 graduate and three-year letterman at Cardinal Newman High School in West Palm Beach, FL, where he was named 2014-15 Florida Class 4A Player of the Year, as well as Player of the Year by the Palm Beach Post, the Sun Sentinel and the Gatorade (Palm Beach) • Averaged 20.3 points and 10.2 rebounds during his senior season. • On twitter and Instagram @jcollins20\_.



PLAYERS

## CAREER STATS

## COLLEGIATE CAREER

YEAR, TEAM	GP	MINS	FGM	FGA	PCT.	FTM	FTA	PCT.	REBOUNDS			AST	PF	DQ	STL	BLK	PTS	AVG
									OFF	DEF	TOT							
15-16, WFU	31	446	81	148	.547	65	94	.691	52	70	122	7	82	2	9	23	227	6.4
16-17, WFU	33	878	234	376	.622	164	220	.745	124	200	324	17	98	2	21	52	632	20.3
2 YR. TOT	64	1324	315	524	.601	229	314	.729	176	270	446	24	180	4	30	75	859	13.3

CAREER THREE-POINT FIELD GOALS: 0-1 (.000)

## Dewayne Dedmon

HEIGHT: 7-0  
WEIGHT: 245  
COLLEGE: Southern California  
HIGH SCHOOL: Lancaster, Lancaster, California  
BIRTHPLACE: Lancaster, California  
BIRTHDATE: August 12, 1989 AGE: 28

NBA EXPERIENCE: 4 years  
CURRENT NBA SEASON: 5th

CENTER  
14



**HOW DEWAYNE JOINED THE HAWKS:** Signed with Atlanta as a free agent on July 21, 2017 • Signed as a free agent with Golden State on September 23, 2013 before being waived on October 25, 2013 • Signed as a free agent with Golden State on November 18, 2013 and was waived on December 6, 2013 • Signed consecutive 10-day contracts with Philadelphia on January 14 and January 24, 2014 • Signed consecutive 10-day contracts with Orlando on February 25 and March 7, 2014 • Signed for the remainder of the season by Orlando on March 17, 2014 • Signed as a free agent by San Antonio on July 14, 2016

**LAST SEASON (2016-17):** Saw action in 76 games (37 starting assignments) with San Antonio, putting up career-highs in nearly every statistical category • Averaged 5.1 points, 6.5 rebounds and 0.8 blocks in 17.7 minutes (.622 FG%, .699 FT%) on the year • Scored in double-figures 12 times and had 14 double-digit rebounding efforts, while recording six double-doubles • As a starter, posted 5.6 points, 7.6 rebounds and 0.9 blocks in 20.4 minutes (.640 FG%, .729 FT%) • Tallied a season-high 17 points (8-10 FGs, 1-1 FTs), career-high 17 rebounds, two blocks and one steal in a career-best 32 minutes @DET (2/10) • Dished out a career-high three assists on three occasions during the year and equaled a career-best with three steals v/OKC (1/31) • Had 15 multi-block games, including a season-best four rejections twice • Missed six contests (11/16-11/26) with a left knee sprain • **SEASON HIGHS:** 17 pts @DET (2/10), 17 rebs @DET (2/10), 3 assts (3x), 3 stls v/OKC (1/31), 4 blks (2x), 8 FGM @DET (2/10), 5 FTM @MIA (10/30), 32 mins @DET (2/10).

**PROFESSIONAL CAREER:** Four-year veteran has seen action in 224 games (78 starts) with Golden State, Philadelphia, Orlando and San Antonio • Owns career averages of 4.3 points, 5.1 rebounds and 0.8 blocks in 14.6 minutes (.571 FG%, .668 FT%) • Has shot better than .550 from the field in each of the last three seasons • In 2015-16 (with Orlando), played in 58 games, including 20 starting assignments, and averaged 4.4 points, 3.9 rebounds and 0.8 blocks in 12.2 minutes (.559 FG%, career-best .750 FT%) • As a starter, recorded 7.2 points, 5.9 rebounds and 1.0 blocks in 18.2 minutes (.558 FG%, .787 FT%) • Scored in double-figures eight times and had one double-double, finishing with a career-high 18 points (career-high 9-14 FGs), season-best 13 boards and two assists in 22 minutes v/CHI (3/26) • Swiped a career-best three steals v/MIL (4/11) • Assigned to Erie of the NBA G League on 3/5 and played in one game before being recalled on 3/6, recording 17 points, 22 rebounds and three blocks in 34 minutes • Missed one game (2/3) due to a sprained left foot and one (2/19) due to illness • Averaged 3.7 points, 5.0 rebounds and 0.9 blocks in 14.3 minutes (.562 FG%, .531 FT%) in 59 games (15 starts) in 2014-15 • Scored in double-figures twice and had 10-plus rebounds on six occasions • Posted two double-doubles • Had first career double-double with 10 points, 10 rebounds and one block @MEM on 1/26 • Blocked a career-high six shots v/NYK (2/11) • Missed three games (3/18-3/22) due to a sprained left ankle and one (3/27) due to a sore left ankle • As a rookie in 2013-14 (with Golden State, Philadelphia and Orlando) appeared in 31 combined games (six starts) with the Warriors, 76ers and Magic, averaging 3.1 points, 4.1 rebounds and 0.7 blocks in 12.6 minutes (.458 FG%, .656 FT%) • Played in four contests with Golden State, scoring one point in six total minutes • Appeared in 11 games with Philadelphia, averaging 3.4 points, 4.5 rebounds and 0.8 blocks in 13.7 minutes (.517 FG%, .538 FT%) • Averaged 3.7 points, 4.9 rebounds and 0.8 blocks in 14.6 minutes (.434 FG%, .765 FT%) in 16 outings (six starts) with Orlando • As a starter, averaged 4.3 points, 8.7 rebounds, 1.5 blocks and 1.0 steals in 22.5 minutes • Pulled down 10-plus rebounds twice • Made his NBA debut @UTA on 11/18 and made his first career NBA start v/MIN on 4/5 • Also appeared in 15 games with Santa Cruz of the NBA G League, averaging 15.2 points, 13.1 rebounds, 2.3 blocks, 1.5 steals and 1.3 assists in 33.7 minutes (.540 FG%, .686 FT%), while being named to the All-Star Game.

**PLAYOFF HISTORY:** Saw action in 12 games (three starts) during San Antonio's run to Western Conference Finals in 2017 • Averaged 3.8 points and 3.9 rebounds in 8.1 minutes (.609 FG%, .531 FT%) • Had nine points and nine rebounds in 20 minutes @GSW (5/16) • CAREER PLAYOFF HIGHS: 9 pts @GSW (5/16/17), 9 rebs @GSW (5/16/17), 1 asst (3x), 1 stl (2x), 3 FGM (2x), 3 FTM (4x), 20 mins @GSW (5/16/17).

## CAREER HIGHS

Points	FGM	FGA	3FGM	3FGA	FTM	FTA	Rebounds	Assists	Steals	Blocks	Minutes
18	9	14	--	1	8	8	17	3	3	2	32
3/26/16 v/CHI	3/26/16 v/CHI	3/26/16 v/CHI		3/1/15 v/CHA	11/7/15 @PHI	11/7/15 @PHI	2/10/17 @DET	Two Times	Two Times	2/11/15 v/NYK	2/10/17 @DET



**COLLEGIATE CAREER:** Appeared in 51 games (49 starts) during his two-year career at USC, averaging 7.1 points, 6.7 rebounds and 1.7 blocks (.520 FG%, .614 FT%) • As a redshirt junior (2012-13), played in 31 games (29 starts), averaging 6.7 points, 7.0 rebounds, 2.1 blocks and 1.1 steals in 22.3 minutes (.500 FG%, .681 FT%), leading the Trojans in rebounding and blocked shots • Ranked third in the Pac-12 in blocks and 10th in rebounding • As a sophomore (2011-12), averaged 7.6 points and 5.5 rebounds in 23.3 minutes (team-leading .551 FG%, .537 FT%) in 20 games (all starts) • Battled numerous injuries throughout the season, including a non-displaced fracture of his right hand, a stress injury in his right foot and a torn left MCL • Before transferring to USC, spent one season (2009-10) at Antelope Valley College in his hometown of Lancaster, CA, averaging 6.6 points and 7.8 rebounds, while blocking 46 shots.

**PERSONAL INFO:** Full name is Dewayne Jamal Dedmon • The son of Thomas Dedmon and Gail Lewis, and has two older sisters, Sabrina and Marina • Majored in sociology while at USC • On twitter and Instagram @d\_dedmon3.



## CAREER STATS

## NBA REGULAR SEASON

YEAR, TEAM	GP	MINS	FGM	FGA	PCT.	FTM	FTA	PCT.	REBOUNDS			AST	PF	DO	STL	BLK	PTS	AVG
									OFF	DEF	TOT							
13-14, GSW-PHI-ORL	31	390	38	83	.458	21	32	.656	38	89	127	5	66	2	7	22	97	3.1
14-15, ORL	59	845	91	162	.562	34	64	.531	118	177	295	9	141	2	16	50	216	3.7
15-16, ORL	58	705	99	177	.559	57	76	.750	67	161	228	13	109	2	22	46	255	4.4
16-17, SAS	76	1330	161	259	.622	65	93	.699	129	367	496	44	180	1	37	61	387	5.1
4 YR. TOT	224	3270	389	681	.571	177	265	.668	352	794	1146	71	496	7	82	179	955	4.3

CAREER THREE-POINT FIELD GOALS: 0-1 (.000)

## NBA PLAYOFFS

YEAR, TEAM	GP	MINS	FGM	FGA	PCT.	FTM	FTA	PCT.	REBOUNDS			AST	PF	DO	STL	BLK	PTS	AVG
									OFF	DEF	TOT							
16-17, SAS	12	97	14	23	.609	17	32	.531	21	26	47	3	16	0	2	3	45	3.8



## Malcolm Delaney

HEIGHT: 6-3  
WEIGHT: 190  
COLLEGE: Virginia Tech  
HIGH SCHOOL: Towson Catholic, Towson, MD  
BIRTHPLACE: Baltimore, Maryland  
BIRTHDATE: March 11, 1989

NBA EXPERIENCE: 1 year  
CURRENT NBA SEASON: 2nd  
AGE: 28

GUARD  
5



**HOW MALCOLM JOINED THE HAWKS:** Signed to a multi-year contract by the Hawks as a free agent on July 15, 2016.

**LAST SEASON (2016-17):** Saw action in 73 games (two starts) as a rookie, recording 5.4 points, 2.6 assists and 1.7 rebounds in 17.1 minutes (.374 FG%, .806 FT%) • Among NBA rookies, ranked tied for fifth in apg and sixth in FT% • Scored in double-figures 12 times • Averaged 3.5 points, 4.0 assists, 1.5 rebounds and 1.0 steals in his two starting assignments • Ranked second on the team in FT% and third in apg • Led the club in assists on eight occasions • Had the best game of his career with 17 points, six assists and four rebounds (6-11 FGs, 3-4 3FGs, 2-2 FTs) v/BOS (1/13) • Made his NBA debut v/Was (10/27), ending the night with four points, five assists, one rebound and one steal in 20 minutes • Dressed but did not play one game and was inactive once (4/1-4/2) due to back spasms • **SEASON HIGHS:** 17 pts v/BOS (1/13), 6 rebs @MIL (12/9), 9 assts v/MIL (1/15), 3 stls @NOP (1/5), 1 blk @IND (11/23), 6 FGM (2x), 3 3FGM v/BOS (1/13), 6 FTM @IND (11/23), 30 mins @DEN (12/23).

**PLAYOFF HISTORY:** Played in one game during the Hawks' 2017 first round playoff series with against the Wizards in 2017 • Had eight points (3-3 FGs, 1-1 3FGs, 1-2 FTs) and one rebound in three minutes v/WAS (4/22) • **CAREER PLAYOFF HIGHS:** 8 pts v/WAS (4/22/17), 1 reb v/WAS (4/22/17), 3 FGM v/WAS (4/22/17), 1 3FGM v/WAS (4/22/17), 1 FTM v/WAS (4/22/17), 3 mins v/WAS (4/22/17).

**INTERNATIONAL CAREER:** Appeared in 301 games in five seasons for Elan Chalon (France), BC Budivelnky (Ukraine), FC Bayern Munich (Germany) and Lokomotiv Kuban (Russia), averaging 14.0 points, 4.2 assists, 3.6 rebounds and 1.1 steals in 30.3 minutes (.408 FG%, .368 3FG%, .849 FT%) • In 2015-16, averaged 14.6 points, 4.9 assists and 3.6 rebounds in 31.0 minutes (.411 FG%, .367 3FG%, .870 FT%) in 59 games (all starts) for the Russian team Lokomotiv Kuban in Euroleague and VTB United League competition • Played in 31 games in the Euroleague and put in 16.3 points, 5.5 assists and 3.4 rebounds in 33.3 minutes (.427 FG%, .402 3FG%, .851 FT%) • Appeared in 28 games in VTB United League, recording 12.8 points, 4.3 assists, 3.9 rebounds and 1.0 steals in 28.4 minutes (.391 FG%, .317 3FG%, .899 FT%) • Named to the All-Euroleague First Team • Played in 51 games (50 starts) in first season with Lokomotiv Kuban in 2014-15, and averaged 13.6 points, 4.5 assists, 3.4 rebounds and 1.1 steals in 30.2 minutes (.413 FG%, .367 3FG%, .879 FT%) • Posted 12.8 points, 4.2 assists, 3.8 rebounds and 1.1 steals in 30.6 minutes (.389 FG%, .364 3FG%, .899 FT%) while starting all 17 games for Lokomotiv Kuban in Eurocup play • Played in 34 games (33 starts) in VTB United League action and averaged 14.0 points, 4.6 assists, 3.2 rebounds and 1.0 steals in 30.0 minutes (.425 FG%, .369 3FG%, .870 FT%) • Playing for FC Bayern Munich in 2013-14, averaged 12.3 points, 4.4 assists and 3.3 rebounds in 27.3 minutes (.401 FG%, .369 3FG%, .868 FT%) in 70 games (69 starting assignments) • Awarded the German Bundesliga MVP and Finals MVP and led the club to the German Bundesliga championship • In German BBL competition, recorded 11.4 points, 4.3 assists and 3.3 rebounds in 26.7 minutes (.399 FG%, .357 3FG%, .879 FT%) in 46 games (45 starts) • Started all 24 games in Eurocup competition and averaged 13.9 points, 4.5 assists and 3.4 rebounds in 28.4 minutes (.405 FG%, .385 3FG%, .847 FT%) • Started all 68 games for BC Budivelnky of the Ukrainian Basketball SuperLeague in 2012-13, tallying 14.9 points, 4.4 rebounds, 3.7 assists and 1.2 steals in 32.4 minutes (.417 FG%, .332 3FG%, .798 FT%) • Named Ukrainian SuperLeague MVP and All-Eurocup First Team, while helping the team win the Ukrainian SuperLeague championship • Started international career playing for Elan Chalon in 2011-12, and averaged 14.5 points, 3.6 assists, 3.2 rebounds and 1.3 steals in 31.0 minutes (.398 FG%, .412 3FG%, .852 FT%) in 53 games (52 starts) • Helped the club to the French LNB Pro A title and the French Leaders Cup • Played in 35 games (34 starts) in French LNB Pro A play, and posted 15.0 points, 3.3 assists, 3.1 rebounds and 1.2 steals in 31.1 minutes (.397 FG%, .412 3FG%, .860 FT%).

## CAREER HIGHS

Points	FGM	FGA	3FGM	3FGA	FTM	FTA	Rebounds	Assists	Steals	Blocks	Minutes
17	6	12	3	4	6	6	6	9	3	1	30
1/13/17	Two	1/13/17	1/13/17	Three	11/23/16	11/23/16	12/9/16	1/15/17	1/5/17	11/23/16	12/23/16
v/BOS	Times	v/BOS	v/BOS	Times	@IND	@IND	@MIL	v/MIL	@NOP	@IND	@DEN



**COLLEGIATE CAREER:** Appeared in 136 games (125 starts) in four years at Virginia Tech, finishing with career numbers of 16.6 points, 4.0 assists, 3.5 rebounds and 1.3 steals in 34.5 minutes (.401 FG%, .363 3FG%, .845 FT%) • Named to the First-team All-ACC twice (2010, 2011) and Third-team once (2009) • Finished in second place at Virginia Tech with 543 career assists, and third with 2,255 career points • Set school records for career free-throws made (721), attempted (853), percentage (.845), career minutes played (4,688), and career three-pointers attempted (727) • As a senior (2010-11), averaged 18.7 points, 4.0 assists, 3.5 rebounds and 1.6 steals in 38.2 minutes (.420 FG%, .408 3FG%, .850 FT%) in 34 games (all starts) • Led the team in scoring (637), assists (137) and steals (56) • Named to the Second-team All-ACC Tournament • Started all 33 games as a junior (2009-10), and posted a career-best 20.2 points, 4.5 assists, 3.7 rebounds and 1.2 steals in 35.7 minutes (.387 FG%, .306 3FG%, .842 FT%) • Led the ACC in scoring and was a honorable mention All-American by the Associated Press • Selected as the Virginia Tech Most Valuable Player • Scored in double-figures 28 times, including 19 contests with at least 20 points • Started all 34 games as a sophomore (2008-09), and averaged 18.1 points, 4.5 assists, 4.0 rebounds and 1.5 steals in 36.9 minutes (.385 FG%, .354 3FG%, .869 FT%) • Scored 15-or-more points 25 times, including 12 games with 20-plus points • Second on the team in scoring • Ranked among the ACC leaders in scoring (sixth), assists (fifth), free throw percentage (third) and minutes (second) • As a freshman (2007-08), averaged 9.6 points, 3.1 assists and 2.9 rebounds in 27.3 minutes (.420 FG%, .402 3FG%, .787 FT%) in 35 games (24 starts) • Finished second on the team in assists, fourth in scoring and minutes, and fifth in rebounding • Scored in double-figures in 15 games.

**PERSONAL INFO:** Full name is Malcolm Hakeem Delaney • Son of Vincent, Jr. and Patricia Delaney • Has one older brother named Vincent • Favorite TV shows are "The Wire," "Boardwalk Empire" and "Suits" • Favorite movies are "He Got Game," "Training Day" and "Friday" • Majored in apparel, housing, resource management/consumer studies • On Twitter @foe23 and Instagram @foe2304.

## CAREER STATS

## NBA REGULAR SEASON

YEAR, TEAM	GP	MINS	FGM	FGA	PCT.	FTM	FTA	PCT.	REBOUNDS			AST	PF	DQ	STL	BLK	PTS	AVG
									OFF	DEF	TOT							
16-17, ATL	73	1248	145	388	.374	75	93	.806	10	113	123	193	112	0	39	1	391	5.4

CAREER THREE-POINT FIELD GOALS: 26-110 (.236)

## NBA PLAYOFFS

YEAR, TEAM	GP	MINS	FGM	FGA	PCT.	FTM	FTA	PCT.	REBOUNDS			AST	PF	DQ	STL	BLK	PTS	AVG
									OFF	DEF	TOT							
16-17, ATL	1	3	3	3	1.000	1	2	.500	0	1	1	0	0	0	0	0	8	8.0

PLAYOFF THREE-POINT FIELD GOALS: 1-1 (.100)



## Tyler Dorsey

HEIGHT: 6-5

WEIGHT: 183

COLLEGE:

HIGH SCHOOL:

BIRTHPLACE:

BIRTHDATE:

NBA EXPERIENCE: Rookie

CURRENT NBA SEASON: 1st

Oregon

Maranatha, Los Angeles, California

Pasadena, California

February 14, 1996

AGE: 21

GUARD

2



**HOW TYLER JOINED THE HAWKS:** Selected by the Hawks in the second round (41st overall) of the 2017 NBA Draft as early-entry candidate • Signed to a contract by Atlanta on July 14, 2017.

**SUMMER LEAGUE:** Saw action in three games for the Hawks at the MGM Resorts NBA Summer League 2017 (in Las Vegas) • Averaged 2.7 points and 1.3 rebounds in 12.5 minutes.

**COLLEGIATE CAREER:** A two-year letterman at Oregon, where he averaged 14.1 points, 3.9 rebounds and 1.8 assists in 30.0 minutes (.455 FG%, .416 3FG%, .732 FT%) in 75 career games (74 starts) • Became the second Oregon player to reach 1,000 career points as a sophomore • Ranks fourth in school history in 3FG% • Helped the Ducks to the Final Four as a sophomore in 2016-17, while garnering Pac-12 Honorable Mention and Pac-12 All-Tournament Team honors, and being selected to the NCAA Midwest All-Region Team • Put up 14.6 points, 3.5 rebounds and 1.7 assists in 30.0 minutes (.467 FG%, .423 3FG%, .755 FT%) in 39 games (all starts) • Finished his career with eight consecutive 20-point games (all in the postseason) • As a freshman in 2015-16, posted 13.4 points, 4.3 rebounds and 2.0 assists in 30.1 minutes (.441 FG%, .406 3FG%, .712 FT%) in 36 outings (35 starts), and was named to Pac-12 All-Freshman and All-Tournament teams • Scored at a 19.7 points per game clip during the Ducks' Pac-12 Championship run, including a 23-point, nine-rebound performance in the championship game against Utah.

**INTERNATIONAL CAREER:** Played for the Greek U19 National Team at the 2015 FIBA U19 World Championships • Led Greece to the semifinals and was named to the All-Tournament Team with averages of 15.9 points and 5.0 rebounds in seven games (5-2 record) • Scored 23 points vs. the U.S.

**PERSONAL INFO:** Born in Pasadena, California • Parents are Jerrid and Samia Dorsey • Mother is from Greece • Holds dual citizenship from the United States and Greece • Majored in business administration • As a high school senior, was selected as a McDonald's All-American and was the Gatorade State Player of the Year in California. • On twitter @tdorsey\_1 and Instagram @tylerdorsey5.



## CAREER STATS

## COLLEGIATE CAREER

YEAR, TEAM	GP	MINS	FGM	FGA	PCT.	FTM	FTA	PCT.	— REBOUNDS —			AST	PF	DQ	STL	BLK	PTS	AVG
									OFF	DEF	TOT							
15-16, ORE	36	1083	153	347	.441	111	156	.712	48	107	155	71	76		29	7	484	12.2
16-17, ORE	39	1169	189	405	.467	105	139	.755	33	102	135	67	57		30	4	571	11.6
2 YR. TOT	75	2252	342	752	.455	216	295	.732	81	209	290	138	133		59	11	1055	11.9

THREE-POINT FIELD GOALS IN 15-16:

67-165 (.406)

CAREER THREE-POINT FIELD GOALS: 155-373 (.416)

THREE-POINT FIELD GOALS IN 16-17:

88-208 (.423)

## Ersan Ilyasova

HEIGHT: 6-10  
WEIGHT: 235  
TEAM/HOME COUNTRY: FC Barcelona/Turkey  
BIRTHPLACE: Eskisehir, Turkey  
BIRTHDATE: May 15, 1987

NBA EXPERIENCE: 9 years  
CURRENT NBA SEASON: 10th  
FC Barcelona/Turkey  
Eskisehir, Turkey  
May 15, 1987

FORWARD

7



**HOW ERSAN JOINED THE HAWKS:** Re-signed with Atlanta on July 21, 2017 • Acquired by the Hawks from Philadelphia on February 22, 2017 in exchange for Miami's protected 2017 second-round draft pick and the right to swap the lesser of Philadelphia's 2017 second-round picks with Atlanta's own 2017 second-round pick • Traded by Oklahoma City, along with a protected 2020 first round draft pick, to Philadelphia on November 1, 2016 in exchange for Jerami Grant • Selected by Milwaukee in the second round (36th overall) of the 2005 NBA Draft • Acquired by Detroit from Milwaukee on June 11, 2015 in exchange for Caron Butler and Shawne Williams • Traded by Detroit, along with Brandon Jennings, to Orlando on February 16, 2016 in exchange for Tobias Harris • Acquired by Oklahoma City with Victor Oladipo and Domantas Sabonis from Orlando in exchange for Serge Ibaka on June 23, 2016.

**LAST SEASON (2016-17):** Averaged 13.1 points, 5.9 rebounds and 1.7 assists in 26.1 minutes (.431 FG%, .353 3FG%, .778 FT%) in 82 games (52 starting assignments) between the Hawks, Philadelphia and Oklahoma City • Set single season career-highs in games, appg, FGM (384), 3FGM (142) and FTM (161) • Led the NBA in charges taken (36) during the regular season • Scored in double-figures 59 times total, including 13 20-point games (one 30-point night) • Had 10 double-doubles • Tallied 14.4 points, 6.3 rebounds and 2.0 assists (.428 FG%, .341 3FG%, .755 FT%) in his 52 starts • With Atlanta, had one double-double, scored in double-figures 12 times (one 20-point outing) and had three double-digit rebounding games • Averaged 11.9 ppg, 6.8 rpg and 2.1 apg (.400 FG%, .315 3FG%, .786 FT%) in 12 starting assignments as a Hawk • Acquired by the Hawks from Philadelphia on 2/22 • The 76ers acquired him from Oklahoma City on 1/1 • Averaged 14.8 ppg, 5.9 rpg and 1.8 apg (.440 FG%, .359 3FG%, .768 FT%) in 53 games (40 starts) for the Sixers after putting up 5.0 ppg, 5.3 rpg and 1.0 spg in three contests with the Thunder • Tied a career-best with four steals @SAS (2/2), to go along with 25 points, nine rebounds, two assists and one block • **SEASON HIGHS:** 31 pts @CHI (1/29), 18 rebs v/BKN (3/26), 5 assts v/NYK (1/11), 4 stls @SAS (2/2), 2 blks (2x), 11 FGM @CHI (1/29), 5 3FGM (2x), 7 FTM (2x), 40 mins v/MEM (11/23).

**PROFESSIONAL CAREER:** In 2015-16 (with Detroit and Orlando), averaged 10.4 points and 5.4 rebounds in 25.4 minutes (.424 FG%, .371 3FG%, .721 FT%) in 74 games (56 starting assignments) • Put up 11.3 points, 5.4 rebounds and 1.1 assists in 27.6 minutes (.425 FG%, .363 3FG%, .725) in 52 games (all starts) for the Pistons before being traded to Orlando on 2/16 • In 22 games (four starts) for the Magic, averaged 8.1 points and 5.5 rebounds in 20.3 minutes (.418 FG%, .409 3FG%, .711 FT%) • Missed seven total games due to injury – one with a left adductor strain, one due to illness, one with a sore left knee and three due to a sprained right SC joint • In 2014-15 (with Milwaukee), appeared in 58 games (36 starts), averaging 11.5 points, 4.8 rebounds and 1.0 assists in 22.7 minutes (.472 FG%, .389 3FG%, .645 FT%) • Averaged 11.2 points, 6.2 rebounds and 1.3 assists in 26.9 minutes (.409 FG%, .823 FT%) in 55 games (47 starts) in 2013-14 • Played in 55 games (47 starts) • Scored in double-figures 31 times including seven 20-point nights (one 30-point outing) • Grabbed double-digit rebounds on 11 occasions and had eight double-doubles • Knocked down 13-14 FGs, 2-2 3FGs and 3-4 FTs on his way to a season-best 31 points (also five rebounds, two steals and one block) v/UTA (3/3) • Missed 15 games due to a sprained right ankle and one with a hamstring injury • Appeared in 73 games (54 starts) in 2012-13, recording a career-high 13.2 points, 7.1 rebounds and 1.6 assists in 27.6 minutes (.462 FG%, .444 3FG%, .796 FT%) • Ranked fourth in the NBA in 3FG% and 133rd in rpg • Scored in double figures 44 times, including 20-plus on 17 occasions (one 30-point night) • Missed eight games due to injury • Tallied 13.0 points, a career-high 8.8 rebounds and 1.2 assists in 27.6 minutes (.492 FG%, career-best .455 3FG%, .781 FT%) in 60 games (41 starting assignments) during 2011-12 • Ranked second in the NBA in 3FG% and 18th in rebounding • Recorded the fifth-best single season three-point percentage in Bucks history • Became the first NBA player to average at least 12.0 ppg and 8.0 rpg in fewer than 28.0 mpg since Arvydas Sabonis in 1995-96 • Posted a team-high 20 double-doubles • Scored a season-best 32 points v/CHI (3/7) • Tallied 29 points and a career-high 25 rebounds @NJN (2/19), becoming the third player in franchise history to record a 25/25 game (Kareem Abdul-Jabbar and Swen Nater) • Named the NBA's Eastern Conference Player of the Week for the period ending 3/11, after averaging 25.0 points and 10.8 rebounds, while shooting .638 from the floor and .667 from three-point range • Missed five games due to injury • Appeared in 60 contests (34 starts) in 2010-11, averaging 9.5 points and 6.1 rebounds in 25.1 minutes (.436 FG%, career-best .894 FT%) • Scored in double-figures 27 times and had 20-plus points four times • Missed 21 games due to a concussion and one outing due to a right eye contusion • Put up 10.4 points, 6.4 rebounds and 1.0 assists in 23.4 minutes (.443 FG%, .336 3FG%, .715 FT%) in 81 games (31 starts) during the 2009-10 campaign • Scored in double-figures 38 times, including six 20-point efforts • Missed one game due to the flu • Saw action

## CAREER HIGHS

Points	FGM	FGA	3FGM	3FGA	FTM	FTA	Rebounds	Assists	Steals	Blocks	Minutes
34	14	23	8	14	10	12	25	6	4	3	54
3/26/15	3/7/12	2/19/12	4/12/13	1/6/17	1/29/14	3/31/12	2/19/12	Three	Six	Three	12/18/15
v/IND	v/CHI	@NJN	@ATL	@BOS	v/PHO	v/MEM	@NJN	Times	Times	Times	@CHI



in 66 games (14 starts) as a rookie in 2006-07, averaging 6.1 points and 2.9 rebounds in 14.7 minutes (.383 FG%, .365 3FG%, .787 FT%) • Became the youngest player to ever appear in a game for the Bucks when he made his NBA debut @DET (11/1) at 19 years and 170 days old • Also became the youngest player ever to start for the team v/IND (11/18) at 19 years and 187 days old • Scored his first NBA points v/SAC (11/14) • During the 2005-06 season, played in 46 games (19 starts) with Tulsa of the NBA G League, averaging 12.5 points, a team-high 7.0 rebounds and 1.0 assists in 28.2 minutes (.407 FG%, .349 3FG%, .707 FT%) • Ranked seventh in the G League in rebounding • Assigned to the 66ers on 11/13.

**PLAYOFF HISTORY:** Has seen action in 23 career postseason contests with Atlanta and Milwaukee • Owns career playoff averages of 8.3 points and 5.9 rebounds in 22.0 minutes (.400 FG%, .795 FT%) • Recorded 4.0 points and 5.2 rebounds in 15.0 minutes in six games off the bench for the Hawks in the 2017 playoffs • Had nine points and nine rebounds in 20 minutes (3-6 FGs, 3-3 FTs) @WAS (4/16) • In the 2015 playoffs with Milwaukee, put up 8.7 points and 3.8 rebounds in 23.7 minutes, while starting all six games • Scored in double-figures one time • Started all four contests in 2013, averaging 11.5 points, 7.3 rebounds, 1.8 assists and 1.3 steals in 29.3 minutes (.435 FG%, .400 3FG%, 1.000 FT%) • Saw action in seven games of the first round series against Atlanta in 2010, posting 9.7 points and 7.6 rebounds in 22.4 minutes (.480 FG%, .357 3FG%, .833 FT%) • Scored in double-figures five times and had two double-doubles • Tallied 13 points, a postseason career-high 15 rebounds, one steal and one block @ATL (4/20) • **CAREER PLAYOFF HIGHS:** 21 pts @MIA (4/23/13), 15 rebs @ATL (4/20/10), 4 assts v/MIA (4/25/13), 3 stls v/MIA (4/25/13), 1 blk (5x), 9 FGM @MIA (4/23/13), 2 3FGM (2x), 5 FTM @ATL (5/2/10), 33 mins v/MIA (4/25/13).

**INTERNATIONAL CAREER:** Played for host Turkey at the 2010 FIBA World Championships • Grew up playing for Ulker Spor Kulubu Istanbul youth team in Turkey • Was a member of the Turkish Cadets National Team and the Turkish Junior National Team • During the 2011 postseason, appeared in eight games with Anadolu Efes of the Turkish Basketball League, averaging 13.4 points, 6.8 rebounds and 1.4 steals, while shooting .435 3FG% • Also played in eight Euroleague contests, averaging 9.5 points, 5.5 rebounds, 1.5 steals and 1.5 blocks • In 2008-09, appeared in 31 regular season games with FC Barcelona, averaging 10.5 points, 7.6 rebounds and 1.1 steals in 22.3 minutes, while shooting .523 from the floor and .456 from three-point range • Also played in 22 Euroleague contests, recording 10.5 points and 7.0 rebounds (.486 FG%, .403 3FG%) • Saw action in 33 regular season games with FC Barcelona in 2007-08, posting 6.2 points and 2.9 rebounds • Also played in 22 Euroleague contests, averaging 6.1 points and 4.7 rebounds in 18.0 minutes • Played with Ulker of the Turkish Basketball League, in 2004-05 putting up 3.9 points and 3.5 rebounds in 12.4 minutes • Also saw time in six Euroleague contests, scoring 1.6 points • In 2003-04, played for Yesilyurt Istanbul in the Turkish second division • Played in the 2004 European Championship for Junior Men (U18), averaging 17.4 points, 9.0 rebounds and 1.0 steals in 25.8 minutes in five outings • Won a silver medal at the 2003 European Championship for Cadets (U16) • Averaged 20.5 points, 10.0 rebounds and 3.3 steals in 26.0 minutes in four contests during the Challenge Round.

**PERSONAL INFO:** Son of Enver and Iraliye Ilyasova • Married to Julia Ilyasova and they have two daughters and one son • Has one sister named Nelly • Speaks multiple languages fluently • Began playing basketball professionally at age 15 • Besides Turkish cooking, his favorite food is Italian and steak • Favorite sport other than basketball is baseball • Loves to swim • In his early teens, participated in track, running the 400 meters and other short distances • Enjoys listening to classical music and his favorite performer is Sarah Brightman • Favorite movie is "Lord of the Rings: The Return of the King." • On twitter and Instagram @ErsanIlyasova7.



## CAREER STATS

## NBA REGULAR SEASON

YEAR, TEAM	GP	MINS	FGM	FGA	PCT.	FTM	FTA	PCT.	REBOUNDS			AST	PF	DQ	STL	BLK	PTS	AVG	
									OFF	DEF	TOT								
06-07, MIL	66	973	139	363	.383	70	89	.787	58	131	189	49	147	2	27	17	402	6.1	
09-10, MIL	81	1898	323	729	.443	113	158	.715	157	360	517	84	251	3	53	23	840	10.4	
10-11, MIL	60	1505	221	507	.436	93	104	.894	105	260	365	56	159	3	21	54	571	9.5	
11-12, MIL	60	1655	294	597	.492	143	183	.781	196	333	529	71	133	2	42	44	782	13.0	
12-13, MIL	73	2012	371	803	.462	125	157	.796	154	366	520	117	185	1	68	36	962	13.2	
13-14, MIL	55	1478	237	579	.409	107	130	.823	107	235	342	72	135	1	46	8	618	11.2	
14-15, MIL	58	1319	263	557	.472	69	107	.645	80	197	277	56	149	1	36	19	669	11.5	
15-16, DET-ORL	74	1881	280	661	.424	111	154	.721	144	259	403	67	171	2	52	33	767	10.4	
16-17, OKC-PHI-ATL	82	2142	384	890	.431	161	207	.778	115	366	481	140	211	3	56	23	1071	13.1	
9 YR. TOT	609	14863	2512	5686	.442	992	1289	.770	1116	2507	3623	712	1541	18	433	227	6682	11.0	
THREE-POINT FIELD GOALS IN 06-07:																			54-148 (.365)
THREE-POINT FIELD GOALS IN 09-10:																			81-241 (.336)
THREE-POINT FIELD GOALS IN 10-11:																			36-121 (.298)
THREE-POINT FIELD GOALS IN 11-12:																			51-112 (.455)
THREE-POINT FIELD GOALS IN 12-13:																			95-214 (.444)
THREE-POINT FIELD GOALS IN 13-14:																			74-190 (.389)
THREE-POINT FIELD GOALS IN 14-15:																			96-259 (.371)
THREE-POINT FIELD GOALS IN 15-16:																			142-402 (.353)
THREE-POINT FIELD GOALS IN 16-17:																			666-1818 (.366)
CAREER THREE-POINT FIELD GOALS:																			666-1818 (.366)

## NBA PLAYOFFS

YEAR, TEAM	GP	MINS	FGM	FGA	PCT.	FTM	FTA	PCT.	OFF	DEF	TOT	AST	PF	DQ	STL	BLK	PTS	AVG
09-10, MIL	7	157	24	50	.480	15	18	.833	21	32	53	3	14	0	5	1	68	9.7
12-13, MIL	4	117	20	46	.435	2	2	1.000	10	19	29	7	8	0	5	1	46	11.5
14-15, MIL	6	142	20	61	.328	7	10	.700	6	17	23	3	10	0	5	3	52	8.7
16-17, ATL	6	90	8	23	.348	7	9	.778	14	17	31	2	7	0	1	0	24	4.0
4 YR. TOT	23	506	72	180	.400	31	39	.795	51	85	136	15	39	0	16	5	190	8.3
THREE-POINT FIELD GOALS IN 09-10:																		5-23 (.217)
THREE-POINT FIELD GOALS IN 12-13:																		1-5 (.200)
PLAYOFF THREE-POINT FIELD GOALS: 15-52 (.288)																		



## Josh Magette

HEIGHT: 6-1  
 WEIGHT: 160  
 COLLEGE: Alabama-Huntsville  
 HIGH SCHOOL: Spain Park, Huntsville, AL  
 BIRTHPLACE: Birmingham, AL  
 BIRTHDATE: November 28, 1989  
 AGE: 27

GUARD  
 11



**HOW JOSH JOINED THE HAWKS:** Signed to a two-way contract with the Hawks on September 6, 2017.

**SUMMER LEAGUE:** Started all five games for Atlanta at the MGM Resorts NBA Summer League 2017 (in Las Vegas) • Tallied 4.8 points, 3.2 assists, 3.0 rebounds and 1.0 steals in 20.6 minutes.

**PROFESSIONAL CAREER:** A three-year veteran of the NBA G League where he owns career averages of 12.6 points, 8.5 assists, 4.1 rebounds and 1.9 steals in 34.4 minutes (.407 FG%, .351 3FG%, .814 FT%) in 145 games (142 starting assignments) • Has seen action in 14 career G League postseason games (all starts), putting up 15.4 points, 7.7 assists, 3.5 rebounds and 2.2 steals in 38.9 minutes (.459 FG%, .425 3FG%, .706 FT%) • Also has played for Koroivos (Greece) and Landstede (Netherlands) • Played in the NBA G League in **2016-17** with Los Angeles D-Fenders, averaging 15.8 points, a league-leading 9.3 assists, 4.4 rebounds and 1.5 steals in 35.3 minutes (.409 FG%, .352 3FG%, .828 FT%), while being named a Western Conference All-Star and All-League Second Team • Played in 45 games (all starts) in **2015-16** with the D-Fenders, averaging 11.5 points, 9.1 assists, 4.5 rebounds and 2.5 steals in 38.0 minutes (.390 FG%, .327 3FG%, .805 FT%), leading the league in apg and spg • In 28 games for Koroivos (Greece) in **2014-15**, averaged 7.1 points, 3.5 rebounds, 4.8 assists and 1.4 steals per game • Played in all 50 games for the D-Fenders in 2013-14, starting 47 contests, averaging 10.3 points, 6.9 assists, 3.5 rebounds, and 1.9 steals in 30.2 minutes (.420 FG%, .377 3FG%, .795 FT%) • Spent the 2012-13 season with Landstede Basketball Zwolle, in Holland, appearing in 39 games, posting averages of 11.5 points, 5.7 assists, 2.8 rebounds and a league-best 2.5 steals • Led the team to the Dutch Cup Championship • Earned Eurobasket.com All-Dutch Eredivisie Defensive Player of the Year (2013) and Eurobasket.com All-Dutch Eredivisie Honorable Mention (2013) honors.

**COLLEGIATE CAREER:** Played four seasons at Alabama-Huntsville, appearing in 125 games, finishing his career as the school and conference's all-time assists leader and the school's fifth all-time leading scorer • Posted averages of 12.7 points, 8.9 assists, 5.4 rebounds and 2.7 steals his senior season (2011-12) • Led the team to back-to-back NCAA DII Elite Eight appearances (2011 and 2012) • Earned GSC East Division Freshman of the Year (2009), GSC All-Tournament Team (2010 and 2012), All-GSC East Division 1st Team (2011), NABC DII All-South Region 1st Team (2011 and 2012), NABC DII All-America Team (2011 and 2012), All-GSC Co-Player of the Year (2012), All-GSC All-Tournament MVP (2012) and All-GSC 1st Team (2012) honors.

**PERSONAL INFO:** Last name is pronounced ma-JET • A native of Hoover, Alabama (Spain Park HS) • Was in training camp and played three preseason games with Atlanta last year. • On twitter and Instagram @joshmagette.



## CAREER STATS

## NBA G LEAGUE

YEAR, TEAM	GP	MINS	FGM	FGA	PCT.	FTM	FTA	PCT.	REBOUNDS			AST	PF	DQ	STL	BLK	PTS	AVG
									OFF	DEF	TOT							
13-14, LAD	50	1512	187	445	.420	58	73	.795	39	136	175	347	116		96	2	516	10.3
15-16, LAD	45	1710	181	464	.390	70	87	.805	47	157	204	410	163		110	6	516	11.5
16-17, LAD	50	1767	273	668	.409	135	163	.828	30	193	223	470	152		74	2	792	15.8
3 YR. TOT	145	4989	641	1577	.406	263	323	.814	116	486	602	1227	431		280	10	1824	12.6
THREE-POINT FIELD GOALS IN 13-14:			84-223 (.377)									THREE-POINT FIELD GOALS IN 16-17:			111-315 (.352)			
THREE-POINT FIELD GOALS IN 15-16:			84-257 (.327)									CAREER THREE-POINT FIELD GOALS:			279-795 (.351)			



## Mike Muscala

HEIGHT: 6-11  
WEIGHT: 240  
COLLEGE: Bucknell  
HIGH SCHOOL: Roseville, Roseville, MN  
BIRTHPLACE: St. Louis Park, Minnesota  
BIRTHDATE: July 1, 1991

NBA EXPERIENCE: 4 years  
CURRENT NBA SEASON: 5th  
Bucknell  
Roseville, Roseville, MN  
St. Louis Park, Minnesota  
July 1, 1991

AGE: 26

FWD/CTR  
31

**HOW MIKE JOINED THE HAWKS:** Re-signed with the Hawks on July 25, 2017 • Atlanta exercised the contract option for the 2016-17 season on June 29, 2016 • Signed to a contract on February 27, 2014 • Acquired by the Hawks on June 28, 2013, along with the draft rights to Lucas Nogueira, and Jared Cunningham from Dallas, in exchange for the draft rights to Shane Larkin • Originally selected 44th overall by Dallas in the 2013 NBA Draft.

**LAST SEASON (2016-17):** Averaged 6.2 points, 3.4 rebounds and 1.4 assists in 17.7 minutes (.504 FG%, .418 3FG%, .766 FT%) in 70 games (three starting assignments) • Reached single season career-highs in ppg, rpg, apg, mpg, FGM (140), 3FGM (46) and games played • Scored in double-figures 20 times • Averaged 7.7 points, 4.0 rebounds, 2.0 assists and 1.3 blocks (.391 FG%, .333 3FG%, .750 FT%) as a starter • Ranked second on the club in FG% and fifth in rpg • Team-leader in assists three times and rebounds once • Tied a career-best with five assists, while adding 13 points, six rebounds and one steal (6-8 FGs, 1-1 3FGs) @CLE (4/7) • Recorded 16 points, four rebounds and one steal (6-9 FGs, a career-high tying 3-3 3FGs, 1-1 FTs) v/MIN (12/21) • Also notched career-bests of three 3FGM @MIL (12/9) and @CHI (4/1), and five assists @TOR (12/16) • Had 10 points (2-4 FGs, career-high 6-8 FTs) and three rebounds v/SAC (10/31) • Missed six games (1/16-1/25) due to a left ankle sprain • **SEASON HIGHS:** 16 pts (2x), 9 rebs v/MIA (2/24), 5 assts (2x), 2 stls (5x), 3 blks v/WAS (10/27), 7 FGM @PHI (10/29), 3 3FGM (3x), 6 FTM v/SAC (10/31), 33 mins v/MIL (11/4).

**PROFESSIONAL CAREER:** Has appeared in 190 games (11 starts) in four seasons with the Hawks, averaging 4.8 points and 2.8 rebounds in 13.3 minutes (.505 FG%, .385 3FG%, .817 FT%) • Has shot at least .500 FG% in each of the last three years • Saw action in 60 games off the bench in **2015-16**, averaging 3.3 points and 2.0 rebounds in 9.4 minutes (.500 FG%, .795 FT%) • Scored in double-figures three times • Led the team in rebounding on eight occasions • Had 12 points, two rebounds, one assist and one steal (4-5 FGs, 4-7 FTs) @PHI (2/3) • Missed two games (10/29-10/30) due to a right ankle sprain • Played in 40 games (eight starts) in **2014-15**, and averaged 4.9 points, 3.0 rebounds in 12.6 minutes (.550 FG%, .409 3FG%, .880 FT%) • Scored in double-figures five times and had two double-digit rebounding games • Posted one double-double • Averaged 9.4 points, 5.9 rebounds, 1.6 assists and 1.1 steals in 25.5 minutes (.579 FG%, .571 3FG%, .833 FT%) as a starter • Tallied 18 points, 10 rebounds, four assists, two blocks and one steal in 34 minutes (7-13 FGs, 2-2 3FGs, 2-2 FTs) @CHA (3/28), setting career-highs in points and minutes • Grabbed a career-best 13 rebounds @DET (3/31) to go with six points and one assist • Appeared in six games (two starts) for the Fort Wayne of the NBA G League and averaged 12.8 points, 8.7 rebounds, 1.7 assists and 1.0 blocks in 29.9 minutes (.475 FG%, .857 FT%) • In **2013-14**, averaged 3.8 points and 2.6 rebounds in 10.7 minutes (.425 FG%, 14-14 FTs) in 20 contests off the bench • Scored in double-figures once • Tallied 15 points, four rebounds, three assists and two blocks in 25 minutes (6-8 FGs, 3-3 FTs) @MIL (4/16) • Made his NBA debut @PHO (3/2), finishing with four points, five rebounds and two blocks in 19 minutes • Played in 20 games for Blusens Monbus Obradoiro of the Spanish ACB League earlier in the year, averaging 14.6 points (seventh in the league), a league-leading 7.8 rebounds and 1.1 assists in 26.3 minutes (.546 FG%, .871 FT%).

**PLAYOFF HISTORY:** Has averaged 3.1 points and 1.9 rebounds in 9.4 minutes (.479 FG%, .900 FT%) in 27 career playoff games for Atlanta • Saw action in all six games of Atlanta's first round playoff series with Washington in 2017, putting up 2.8 points and 2.7 rebounds in 13.5 minutes • Recorded 2.7 points and 1.9 rebounds in 7.4 minutes (.500 FG%, 1.000 FT%) over nine games in the 2016 playoffs • Scored in double-figures once • Tallied 4.2 points and 1.8 rebounds in 10.2 minutes (.606 FG%) over 10 games in the 2015 postseason • Played in two games (2.5 mpg) in the Hawks' first round playoff matchup with Indiana in 2014 • **CAREER PLAYOFF HIGHS:** 10 pts @CLE (5/4/16), 6 rebs (2x), 1 ast (6x), 1 stl (2x), 2 blks @WAS (4/19/17), 4 FGM (3x), 2 3FGM @CLE (5/4/16), 4 FTM @WAS (4/16/17), 23 mins @WAS (4/19/17).

**COLLEGIATE CAREER:** Had an outstanding four-year career at Bucknell, finishing as the school's all-time scoring leader (2,036), and was second in rebounds (1,093) and blocks (271) • Named Patriot League Player of the Year and Defensive Player of the Year as a senior • Three-time First Team All-Patriot League selection, and Honorable Mention All-America by Associated Press as a senior • Named 2013 Academic All-American • In 2012-13, averaged team-highs of 18.7 points,

## CAREER HIGHS

Points	FGM	FGA	3FGM	3FGA	FTM	FTA	Rebounds	Assists	Steals	Blocks	Minutes
28	18	43	13	34	13	4	13	4	4	4	34
3/28/15 @CHA	4/10/15 v/CHA	3/28/15 @CHA	Three Times	Two Times	10/31/16 v/SAC	10/31/16 v/SAC	3/31/15 @DET	Two Times	4/7/15 v/PHO	Two Times	3/28/15 @CHA



11.1 rebounds and 2.4 blocks in 31.7 minutes (.509 FG%, .453 3FG%, .789 FT%) • As a junior in 2011-12, posted 17.0 points, 11.1 rebounds and 2.4 blocks, scoring double-digits in 32-of-34 games (.503 FG%, .421 3FG%, .853 FT%) • Averaged 14.9 points, 7.3 rebounds and 2.0 blocks as a sophomore in 2010-11, playing in 34 games (.517 FG%, .400 3FG%, .816 FT%) • As a freshman (2009-10), put in 9.9 points, 4.9 rebounds and 2.2 blocks in 24.8 minutes (.462 FG%, .806 FT%), playing in 30 games.

**PERSONAL INFO:** Born in St. Louis Park, Minnesota • Last name pronounced muss-KAL-uh • Son of Bob Muscala and Mary and Thomas Maida • Has a sister, Madeline Maida • Played for coach Bartt Pierce at Roseville High, where he was a finalist for Minnesota Mr. Basketball honors as a senior • Winner of the Hawks' 2016 Jason Collier Memorial Trophy, presented annually to the individual who best exemplifies the characteristics Collier displayed off the court as a community ambassador • Majored in management at Bucknell • A fan of the TV show "Homeland," while "Anchorman" is his favorite movie • Favorite hobby is freestyle rapping • Is the first-ever player from Bucknell to play in an NBA game, and was the third ever drafted • A fan of Drake • On twitter @mikemuscala and Instagram @mikejawz.



PLAYERS

## CAREER STATS

## NBA REGULAR SEASON

YEAR, TEAM	GP	MIN	FGM	FGA	PCT.	FTM	FTA	PCT.	OFF	DEF	TOT	AST	PF	DQ	STL	BLK	PTS	AVG	
13-14, ATL	20	215	31	73	.425	14	14	1.000	17	35	52	7	15	0	3	10	76	3.8	
14-15, ATL	40	502	83	151	.550	22	25	.880	52	67	119	25	52	0	16	19	197	4.9	
15-16, ATL	60	565	76	152	.500	31	39	.795	38	79	117	34	72	1	13	27	271	4.5	
16-17, ATL	70	1237	170	337	.504	49	64	.766	76	163	239	95	97	0	30	41	435	6.2	
4 YR. TOT	190	2519	360	713	.505	116	142	.817	183	344	527	161	236	1	62	97	903	4.8	
THREE-POINT FIELD GOALS IN 13-14:						0-3	(.000)						THREE-POINT FIELD GOALS IN 15-16:					12-39	(.308)
THREE-POINT FIELD GOALS IN 14-15:						9-22	(.409)						THREE-POINT FIELD GOALS IN 16-17:					46-110	(.418)
CAREER THREE-POINT FIELD GOALS: 67-174																			(385)

## NBA PLAYOFFS

YEAR, TEAM	GP	MIN	FGM	FGA	PCT.	FTM	FTA	PCT.	REBOUNDS		AST	PF	DQ	STL	BLK	PTS	AVG	
									OFF	DEF	TOT							
13-14, ATL	2	5	0	2	.000	0	0	---	0	0	0	0	0	0	0	0	0.0	
14-15, ATL	10	102	20	33	.606	0	0	---	8	10	18	1	13	0	1	3	42	3.5
15-16, ATL	9	67	10	20	.500	2	2	1.000	7	10	17	3	6	0	0	1	24	2.7
16-17, ATL	6	81	5	18	.278	7	8	.875	6	10	16	2	12	0	1	3	17	2.8
4 YR. TOT	27	255	35	63	.556	9	10	.900	21	30	51	6	31	0	2	7	83	3.1
THREE-POINT FIELD GOALS IN 14-15:																2-8		(.250)
THREE-POINT FIELD GOALS IN 15-16:																2-6		(.333)
THREE-POINT FIELD GOALS IN 16-17:																0-4		(.000)
PLAYOFF THREE-POINT FIELD GOALS:																4-18		(.222)

## Miles Plumlee

HEIGHT: 6-11

WEIGHT: 249

COLLEGE:

HIGH SCHOOL:

BIRTHPLACE:

BIRTHDATE:

NBA EXPERIENCE: 5 years

CURRENT NBA SEASON: 6th


Duke

Christ School, Arden, North Carolina

Fort Wayne, Indiana

September 1, 1988

AGE: 29

CENTER  
18

**HOW MILES JOINED THE HAWKS:** Acquired by Atlanta from Charlotte, along with Marco Belinelli and a 2017 second round draft pick, on June 20, 2017 in exchange for Dwight Howard and a 2017 second round draft pick • Selected by Indiana in the first round (26th overall) of the 2012 NBA Draft • Traded by the Pacers with Gerald Green and a 2014 first round draft pick to Phoenix for Luis Scola • Acquired by Milwaukee from Phoenix as part of a three-team transaction (also involving Philadelphia) on February 19, 2015 • Re-signed with the Bucks on August 2, 2016 • Acquired by Charlotte with cash considerations on February 2, 2017 in exchange for Spencer Hawes and Roy Hibbert.

**LAST SEASON (2016-17):** Split time between Milwaukee and Charlotte, averaging a combined 2.5 points and 2.1 rebounds in 10.8 minutes (.478 FG%, .641 FT%) in 45 games (12 starts) • Scored in double-figures one time • Began the year with the Bucks, seeing action 32 games (12 starting assignments) and recording 2.6 points and 1.7 rebounds in 9.7 minutes (.441 FG%, .629 FT%) • Tallied 3.9 points and 2.8 rebounds (.462 FG%, .611 FT%) as a starter • Acquired by the Hornets on 2/2 and put up 2.4 points and 3.2 rebounds in 13.4 minutes (.583 FG%, .750 FT%) over 13 games • Grabbed a season-best eight rebounds to go with four points (2-3 FGs) and two blocks @UTA (2/4) • Started and saw 20 minutes of action v/HOU (1/23), finishing with 10 points (4-5 FGs, 2-2 FTs), two rebounds, one assist, one steal and one block • Tied a career-high with three assists twice - @DET (10/30) and v/GSW (11/19) • Missed 16 games (2/15-3/22) due to a right calf strain • **SEASON HIGHS:** 10 pts v/HOU (1/23), 8 rebs @UTA (2/4), 3 assts (2x), 2 stls (4x), 3 blks v/SAC (11/5), 4 FGM (2x), 3 FTM (3x), 26 mins @ATL (4/11).

**PROFESSIONAL CAREER:** Five-year veteran has played in 273 games (133 starting assignments) with Indiana, Phoenix, Milwaukee and Charlotte • Has career averages of 5.1 points, 4.7 rebounds and 0.8 blocks in 16.7 minutes (.530 FG%, .564 FT%) • Averaging 7.0 points, 6.8 rebounds and 1.1 blocks (.530 FG%, .538 FT%) in his 133 career starts • Played in the 2014 BBVA Compass Rising Stars Challenge • In **2015-16** (with Milwaukee), played in 61 games (14 starts) and averaged 5.1 points and 3.8 rebounds in 14.3 minutes • Shot a career-high and team-high .601 FG% and made .576 from the charity stripe • Scored in double-figures nine times and had one game with 10-plus rebounds • Put in a season-high 18 points on 8-of-12 shooting v/MIA (3/9) • Hit a career-high seven FTs on his way to 13 points, seven rebounds and three blocks @GSW (12/18) • Hauled in a season-best 13 rebounds v/ORL (4/1) and blocked a season-high four shots @TOR (11/1) • In **2014-15** (with Phoenix and Milwaukee), averaged 4.0 points, 4.4 rebounds and 0.9 blocks in 16.4 minutes (.535 FG%) in 73 combined games (28 starts) with the Suns and Bucks • Scored in double-figures five times and had five double-digit rebound efforts (one double-double) • Tallied 15 points, 16 boards and one assist in 41 minutes (7-12 FGs, 1-2 FTs) v/SAC (11/7), his third career 15/15 game • Scored 12 points on a perfect 6-6 shooting night v/ORL (11/30) • Tied a career-best with five blocked shots in 17 minutes off the bench @SAC (12/26) and tied a career-high with three assists v/ATL (2/22) in his Bucks debut • Appeared in 80 games (79) starts in **2013-14** (with Phoenix), posting 8.1 points, 7.8 rebounds and 1.1 blocks in 24.6 minutes (.517 FG%, .561 FT%) • Led the club in rpg and bpg • Recorded career-highs in ppg, rpg, mpg, games played and starts • Scored in double-figures 28 times and had 23 double-digit rebounding games (including one 20-rebound night) • Tied for the team-lead with 11 double-doubles • Led the club in rebounding on 36 occasions • Scored a career-best 22 points (career-high 10-14 FGs, 2-4 FTs) to go along with 13 rebounds, three blocks, one assist and one steal v/PHI (12/28) • Tallied 17 points, a career-high 20 rebounds, two blocks and one assist v/LAL (12/23) • Had eight points, 10 boards, a career-best five blocks (since tied) and one steal v/NOP (11/10) • Became the first Suns player since Tom Gugliotta in 1998-99 to have at least 15 points and 15 rebounds in his team debut and the first since Shawn Marion in 1999-00 to record a double-double in his first career start with 18 points, 15 boards and three blocks in 40 minutes (8-14 FGs, 2-2 FTs) v/POR (10/30) • Played in the 2014 BBVA Compass Rising Stars Challenge • As a rookie in **2012-13** (with Indiana), played in 14 games, averaging 0.9 points and 1.6 rebounds in 3.9 minutes • Made his NBA debut @SAS (11/5), posting two points, one rebound and one block in four minutes (1-2 FGs) • Appeared in 15 games (12 starts) for Fort Wayne of the NBA G League and put up 11.2 points, 10.2 rebounds, 1.9 blocks and 1.2 assists in 30.5 minutes (.457 FG%, .500 FT%).

## CAREER HIGHS

Points	FGM	FGA	3FGM	3FGA	FTM	FTA	Rebounds	Assists	Steals	Blocks	Minutes
22	10	15	--	--	7	8	20	4	4	5	41
12/28/13 v/PHI	12/28/13 v/PHI	1/27/14 @PHI			12/18/15 @GSW	Two Times	12/23/13 v/LAL	Four Times	12/13/13 v/SAC	Two Times	11/7/14 v/SAC



**PLAYOFF HISTORY:** Played in one game for Milwaukee in 2014-15, finishing with three points, six rebounds, one assist and one block in 16 minutes v/CHI (4/30) • **CAREER PLAYOFF HIGHS:** 3 pts v/CHI (4/30/15), 6 rebs v/CHI (4/30/15), 1 asst v/CHI (4/30/15), 1 blk v/CHI (4/30/15), 1 FGM v/CHI (4/30/15), 1 FTM v/CHI (4/30/15), 16 mins v/CHI (4/30/15).

**COLLEGIATE CAREER:** A four-year performer at Duke University, where he compiled career averages of 4.8 points and 4.8 rebounds in 135 games (57 starts) • Posted 19 career games with 10-plus points, 18 games with 10-or-more rebounds and seven career double-doubles • Named a captain for the Blue Devils in 2011-12 as a senior • Shot a team-leading .610 FG%, while averaging 6.6 points and 7.1 rebounds in 34 games • Had three double-doubles • Pulled down a career-high 22 rebounds and scored 13 points in 28 minutes vs. Maryland • As a junior in 2010-11, tallied 4.8 points and 4.8 rebounds (.522 FG%) in 37 games • Named to the All-ACC Tournament second team after averaging 8.7 points and 6.7 rebounds to help Duke win the title • Helped the Blue Devils to an NCAA Championship in 2009-10 as a sophomore • Recorded 5.2 points and 4.9 rebounds (.561 FG%) in 40 contests • Saw action in 24 games during his freshman campaign in 2008-09, averaging 1.8 points and 1.4 rebounds.

**PERSONAL INFO:** Full name is Miles Christian Plumlee • Born in Fort Wayne, Indiana • Joined on the team at Duke by his younger brothers Mason and Marshall, in 2011-12, becoming the third Division I brother trio to play on the same team, joining the Brennans (Matthew, Thomas and William) at Villanova in 1957-58 and the Bockhorns (Bucky, Harold and Terry) at Dayton in 1957-58 • In addition to his brothers, his mother, Leslie, played basketball at Purdue and his father, Perky, played at Tennessee Tech • His maternal grandfather, Albert Schultz, played at Michigan Tech before joining the Army, while uncles, William Schultz (Wisconsin-Eau Claire) and Chad Schultz (Wisconsin-Oshkosh) also played collegiately • Competed in the high jump in high school and, as a senior, finished second in the North Carolina state meet with a school record 6'9" • Participated with the 2014 USA Select Team that trained with the USA Men's National Team in preparation for the 2014 FIBA Basketball World Cup • Played in the 2014 BBVA Compass Rising Stars Challenge, competing against his younger brother, Mason, of the Brooklyn Nets—the first siblings to both be selected to the game in the same season • If he wasn't in the NBA, would have pursued a career in engineering • On Instagram @mc\_plumlord.

## CAREER STATS

## NBA REGULAR SEASON

YEAR, TEAM	GP	MIN	FGM	FGA	PCT.	FTM	FTA	PCT.	REBOUNDS			AST	PF	DQ	STL	BLK	PTS	AVG
									OFF	DEF	TOT							
12-13, IND	14	55	5	21	.238	3	4	.750	12	10	22	2	5	0	0	3	13	0.9
13-14, PHO	80	1964	286	553	.517	74	132	.561	198	428	626	43	185	2	50	90	646	8.1
14-15, PHO-MIL	73	1194	136	254	.535	22	46	.478	112	208	320	34	111	0	41	66	294	4.0
15-16, MIL	61	870	140	233	.601	34	59	.576	94	138	232	16	73	0	21	50	314	5.1
16-17, MIL-CHA	45	484	44	92	.478	25	39	.641	38	57	95	21	73	0	18	13	113	2.5
5 YR. TOT	273	4567	611	1153	.530	158	280	.564	454	841	1295	116	447	2	130	222	1380	5.1

## NBA PLAYOFFS

YEAR, TEAM	GP	MIN	FGM	FGA	PCT.	FTM	FTA	PCT.	REBOUNDS			AST	PF	DQ	STL	BLK	PTS	AVG
									OFF	DEF	TOT							
14-15, MIL	1	16	1	8	.125	1	2	.500	3	3	6	1	1	0	0	1	3	3.0



## Taurean Prince

HEIGHT: 6-8  
WEIGHT: 220  
COLLEGE: Baylor  
HIGH SCHOOL: Earl Warren, San Antonio, TX  
BIRTHPLACE: San Marcos, Texas  
BIRTHDATE: March 22, 1994

NBA EXPERIENCE: 1 year  
CURRENT NBA SEASON: 2nd  
Baylor  
March 22, 1994

AGE: 23

FWD/CTR  
12

**HOW TAUREAN JOINED THE HAWKS:** Draft rights acquired from the Jazz in a three-team trade that sent Jeff Teague to Indiana and George Hill to Utah on July 7, 2016 • Signed to a contract by Atlanta on July 15, 2016 • Selected by Utah in the first round (12th overall) of the 2016 NBA Draft.

**LAST SEASON (2016-17):** As a rookie, averaged 5.7 points, 2.7 rebounds and 0.9 assists in 16.6 minutes (.400 FG%, .324 3FG%, .787 FT%) in 59 games (10 starting assignments) • Among NBA rookies, ranked eighth in FT%, tied for ninth in bpg (0.5), 10th in spg (0.7) and 118th in rpg • Scored in double-figures 11 times, including one 20-point night, and had one double-digit rebounding effort • Averaged 11.4 points, 3.9 rebounds, 1.6 assists and 1.4 steals (.411 FG%, .324 3FG%, .694 FT%) as a starter • Team leader in rebounds twice, scoring once and assists once • Posted 20 points, seven rebounds and four assists in 41 minutes (7-13 FGs, 2-3 3FGs, 4-4 FTs) v/BOS (4/6) • Made his NBA debut v/WAS (10/27), finishing with one assist and one steal in four minutes of work • Assigned to Long Island of the NBA G League on two occasions, averaging 20.0 points, 7.6 rebounds, 2.2 assists and 1.6 steals in 28.3 minutes (.494 FG%, .350 3FG%, .714 FT%) in five games • **SEASON HIGHS:** 20 pts v/BOS (4/6), 12 rebs @BOS (2/27), 4 assts v/BOS (4/6), 3 stls (3x), 4 blks v/MEM (3/16), 7 FGM v/BOS (4/6), 3 3FGM (2x), 6 FTM @DET (1/18), 41 mins v/BOS (4/6).

**PLAYOFF HISTORY:** Started all six games of Atlanta's first round playoff series with Washington in 2017, recording 11.2 points, 5.3 rebounds and 1.3 assists in 31.2 minutes (.558 FG%, 1.000 FT%) • Scored in double-figures five times, including a 16-point (7-10 FGs, 2-2 3FGs), four-rebound, one-steal effort in 28 minutes of Game 3 v/WAS (4/22) • **CAREER PLAYOFF HIGHS:** 16 pts v/WAS (4/22/17), 7 rebs v/WAS (4/24/17), 4 assts @WAS (4/26/17), 1 stl (2x), 1 blk @WAS (4/26/17), 7 FGM v/WAS (4/22/17), 2 3FGM (2x), 2 FTM (2x), 33 mins v/WAS (4/28/17).

**COLLEGIATE CAREER:** In four seasons at Baylor, played in 129 games (42 starting assignments) and averaged 10.2 points, 4.2 rebounds and 1.1 assists in 20.2 minutes (.460 FG%, .376 3FG%, .718 FT%) • Helped the Bears to 95-48 record during his career, including three NCAA Tournament berths (2014-16) and the 2013 NIT championship • Finished career ranked 13th on Baylor's all-time scoring list (1,321), ninth in 3-point percentage (.376) and tied for seventh in games played • As a senior (2015-16) started all 34 games, averaging 15.9 points, 6.1 rebounds, 2.3 assists and 1.3 steals in 30.6 minutes (.432 FG%, .361 3FG%, .774 FT%) • Named as an All-Big 12 selection (First Team by the league's coaches and Second Team by the media) • Named to the USBWA All-District VII Team and the NABC All-District 8 Second Team • Led the team in ppg and mpg • Finished fourth in the league in scoring and ninth in rebounding • Scored in double-figures in 28 games, including seven 20-point contests (two 30-point nights) • As a junior (2014-15), appeared in 33 games (six starts) and put in 13.9 points, 5.6 rebounds, 1.5 steals and 1.3 assists in 26.3 minutes (.472 FG%, .395 3FG%, .644 FT%) • Awarded the National 6th Man Of The Year and was named to the All-Big 12 Second Team by the coaches and media • Scored in double-figures a team-best 27 times (seven 20-point outings) • Saw action in 38 games (two starts) as a sophomore (2013-14), posting 6.2 points and 2.8 rebounds in 14.2 minutes (.465 FG%, .366 3FG%, .709 FT%) • Scored in double-figures nine times • As a freshman (2012-13), averaged 3.7 points and 2.2 rebounds in 6.4 minutes (.583 FG%, .333 3FG%, .727 FT%) in 24 contests • Scored in double-figures three times.

**PERSONAL INFO:** Full name is Taurean Waller-Prince • Son of Anthony and Tamiyko Prince • A member of the United States Men's National Basketball Team that won the bronze medal at the 2015 Pan American Games • On twitter and Instagram @taureanprince.

## CAREER HIGHS

Points	FGM	FGA	3FGM	3FGA	FTM	FTA	Rebounds	Assists	Steals	Blocks	Minutes
20	7	13	3	5	6	6	12	4	3	4	41
4/6/17	4/6/17	Three	Two	11/25/16	1/18/17	Four	2/27/17	4/6/17	Three	3/16/17	4/6/17
v/BOS	v/BOS	Times	Times	@UTA	@DET	Times	@BOS	v/BOS	Times	v/MEM	v/BOS



## CAREER STATS

## NBA REGULAR SEASON

NBA REGULAR SEASON																		— REBOUNDS —		
YEAR, TEAM	GP	MINs	FGM	FGA	PCT.	FTM	FTA	PCT.	OFF	DEF	TOT	AST	PF	DQ	STL	BLK	PTS	AVG		
16-17, ATL	59	981	114	285	.400	74	94	.787	25	132	157	55	96	0	43	27	335	5.7		

CAREER THREE-POINT FIELD GOALS: 33-102 (.324)

## NBA PLAYOFFS

YEAR, TEAM	GP	MINS	FGM	FGA	PCT.	FTM	FTA	PCT.	REBOUNDS		AST	PF	DQ	STL	BLK	PTS	AVG	
									OFF	DEF								
16-17, ATL	6	187	29	52	.558	5	5	1.000	7	25	32	8	9	0	2	1	67	11.2

PLAYOFF THREE-POINT FIELD GOALS: 4-14 (.286)



## Dennis Schröder

HEIGHT: 6-1  
WEIGHT: 172  
TEAM/HOME COUNTRY: NY Phantoms Braunschweig/Germany  
BIRTHPLACE: Braunschweig, Germany  
BIRTHDATE: September 15, 1993  
NBA EXPERIENCE: 4 years  
CURRENT NBA SEASON: 5th  
AGE: 24

GUARD  
17



**HOW DENNIS JOINED THE HAWKS:** Signed a multi-year contract extension on October 26, 2016 • Atlanta exercised the contract option for the 2016-17 season on October 27, 2015 • Selected by the Hawks in the first round (17th overall) of the 2013 NBA Draft • Signed to a contract on July 11, 2013.

**LAST SEASON (2016-17):** Had a breakout campaign in his first season as a starter, averaging 17.9 points, 6.3 assists, 3.1 rebounds and 0.9 steals in 31.5 minutes (.451 FG%, .340 3FG%, .855 FT%) in 79 games (78 starts), setting single season career-highs ppg, apg, rpg, spg, mpg, FG%, FT%, FGM (548), 3FGM (100) and FTM (218) • Ranked 115th in the NBA in apg and 29th in FT% • Tallied 10 double-doubles • Scored in double-figures 70 times, including 31 20-point nights (four 30-point games) • Ranked first on the club in apg and FGM, second in ppg and 3FGM, and third in FTM • Team-leader in assists 54 times and in scoring on 34 occasions • Had 20 points, six assists, three rebounds and a career-high two blocks @CHA (3/20) • Recorded 31 points (10-21 FGs, 1-4 3FGs, career-high tying 10-10 FTs), five assists, three steals and two rebounds vBKN (3/8) • Posted 23 points, 15 assists and four rebounds in 55 minutes vNYK (1/29), setting career-highs in assists and minutes • Had 33 points, four assists, three rebounds, one steal and one block in 40 minutes (12-19 FGs, 4-7 3FGs, 5-5 FTs) @MIL (12/9), setting or tying career-highs in points and 3FGM • Notched 31 points, nine assists, four rebounds and one block (career-best 13-23 FGs, 2-6 3FGs, 3-3 FTs) @PHO (11/30) • Also tied career-bests of 13 FGM @ NYK (1/16), four 3FGM vGSW (3/6) and 10 FTM at OKC (12/19) • Dressed but did not play in one game (4/7) due to a right mid-foot sprain and missed one game (4/12) due to rest • **SEASON HIGHS:** 33 pts @MIL (12/9), 7 rebs (5x), 15 assts vNYK (1/29), 4 stls vPOR (3/18), 2 blks @CHA (3/20), 13 FGM (2x), 4 3FGM (2x), 10 FTM (2x), 55 mins vNYK (1/29).

**PROFESSIONAL CAREER:** Owns career averages of 11.4 points, 4.4 assists and 2.4 rebounds in 22.0 minutes (.433 FG%, .331 3FG%, .818 FT%) in 285 games (94 starts) in four years with the Hawks • Participated in the BBVA Compass Rising Stars Challenge and Taco Bell Skills Challenge during All-Star Weekend in 2015 • Saw action in a career-high 80 games (six starts) in **2015-16**, and averaged 11.0 points, 4.4 assists and 2.6 rebounds in 20.3 minutes (.421 FG%, .322 3FG%, .791 FT%) • Ranked 130th in the NBA in apg • Scored in double-figures 44 times, including six 20-point efforts • Had two double-doubles (one 20-point/10 assist game) and three double-digit assist nights • Averaged 13.7 points, 5.5 assists and 3.8 rebounds as a starter • Led the team in scoring six times, assists 20 times and rebounds on four occasions • Ranked second on the club in apg, third in FTM (144), fourth in FGM (329), and fifth in ppg and 3FGM (77) • Tallied 25 points, 10 assists, a career-best eight rebounds, one steal and one block in 40 minutes (10-19 FGs, 3-8 3FGs, 2-2 FTs) vMIL (2/20) • Appeared in 77 games (10 starts) in **2014-15**, and averaged 10.0 points, 4.1 assists and 2.1 rebounds in 19.7 minutes (.427 FG%, .351 3FG%, .827 FT%) • Ranked 136th in the NBA in apg • Scored in double-figures 42 times (four 20-point efforts) • Had five double-doubles • Tallied 14.1 points, 7.7 assists and 3.4 rebounds in 29.2 minutes (.422 FG%, .350 3FG%, .783 FT%) as a starter (Hawks were 8-2) • Swiped a career-best five steals vNYK (11/8), adding 11 points, two assists and one rebound • As a rookie in **2013-14**, averaged 3.7 points, 1.9 assists and 1.2 rebounds in 13.1 minutes (.383 FG%, .674 FT%), appearing in 49 games • Ranked 110th among NBA rookies in apg • Scored in double-figures two times • Assigned to Bakersfield of the NBA G League on 12/4 and recalled on 12/16 • Averaged 17.0 points, 6.7 assists and 4.2 rebounds in 34.0 minutes (.479 FG%, .711 FT%) in six games (all starts) with the Jam.

**PLAYOFF HISTORY:** Has played in 34 career postseason contests (six starts) for Atlanta, recording 12.2 points, 4.2 assists and 1.9 rebounds in 20.6 minutes (.429 FG%, .345 3FG%, .846 FT%) • Started all six games in Atlanta's 2017 first round playoff series against Washington, posting 24.7 points, 7.7 assists, 2.3 rebounds and 1.0 steals in 35.2 minutes (.455 FG%, .425 3FG%, .838 FT%) • Scored at least 18 points in every game, including five contests with 20-plus points • Had two point/assist double-doubles (both 20/10 games) • Tallied 29 points (10-18 FGs, 5-6 3FGs, 4-5 FTs), 11 assists, one rebound and one steal @WAS (4/26), setting or trying postseason career-bests in points, assists, FGM and 3FGM • Played in all 10 games during the 2016 playoffs, and put up 11.7 points, 3.6 assists and 1.9 rebounds in 19.1 minutes (.452 FG%, .343 3FG%, .846 FT%) • Posted 9.3 points, 2.8 assists and 1.7 rebounds in 18.5 minutes (.411 FG%, .778 FT%) in the six-game Eastern Conference quarterfinals victory against Boston • Recorded 15.3 points, 4.8 assists and 2.3 rebounds in 20.0

## CAREER HIGHS

Points	FGM	FGA	3FGM	3FGA	FTM	FTA	Rebounds	Assists	Steals	Blocks	Minutes
33	13	27	4	9	10	11	8	15	5	2	55
12/9/16	Two Times	3/28/17	Three Times	11/15/15 v/SAC	Two Times	3/15/15 @LAL	2/20/17 v/MIL	1/29/17 v/NYK	11/8/14 v/NYK	3/20/17 @CHA	1/29/17 v/NYK



minutes (.500 FG%, .474 3FG%, 1.000 FT%) in four games against Cleveland in the Eastern Conference semifinals • Had 27 points, six assists and three rebounds (10-20 FGs, 5-10 3FGs, 2-2 FTs) @CLE (5/2); setting playoff career-highs in points, FGM and 3FGM • Averaged 9.0 points, 3.9 assists and 1.8 rebounds in 18.1 minutes during the 2015 postseason, seeing action in all 16 contests • Put up 10.8 points, 5.3 assists and 3.2 rebounds in 20.8 minutes in the six-game Eastern Conference Semifinals triumph over Washington • Appeared in two contests in Atlanta's first round playoff series against the Pacers in 2014, and averaged 2.5 points and 1.0 rebounds in 3.5 minutes (2-2 FGs, 1-1 3FGs) • **PLAYOFF CAREER HIGHS:** 29 pts @WAS (4/26/17), 5 rebs (2x), 11 assts @WAS (4/26/17), 3 stls @WAS (5/15/15), 10 FGM (4x), 5 3FGM (2x), 7 FTM vWAS (4/28/17), 40 mins vWAS (4/28/17).

**INTERNATIONAL CAREER:** Helped lead the German National Team to the 2017 EuroBasket quarterfinals in Israel and Turkey • Started all five games for Germany in the 2015 EuroBasket Tournament, posting a team-best 21.0 points and 6.0 assists, while posting 4.6 rebounds in 30.4 minutes (.481 FG%, .316 3FG%, .833 FT%) • Scored 29 points and added seven assists and four boards in 34 minutes vs. Italy (9/9) • Played for the New York Phantoms Braunschweig in Germany's top league (Beko League/Bundesliga) in 2012-13, and averaged 11.9 points and 3.3 assists in 24.7 minutes (.424 FG%, .402 3FG%, .838 FT%) in 31 games • Selected to the All-Star game • Also saw action in Germany's third division, Pro B, with Spot Up Medien Baskets Braunschweig, averaging 23.5 points (second in the league), 5.1 assists (eighth), 4.3 rebounds and 2.3 steals (eighth) in eight games (.399 FG%, .878 FT%) • Played in 30 games in 2011-12 with NY Phantoms Braunschweig, and put up 2.3 points in 8.0 minutes (.375 FG%, .645 FT%) • Also spent time with Spot Up Medien Baskets Braunschweig (23 games), averaging 19.0 points, 6.5 assists, 3.0 rebounds and 2.3 steals in 31.9 minutes (.450 FG%, .757 FT%) • In 2010-11, split time between Spot Up Medien Baskets Braunschweig (7.8 points and 2.1 assists in 18.3 minutes over 22 games, shooting .504 FG% and .778 FT%) and SG Braunschweig (20.6 points, 5.7 assists, 4.0 rebounds and 3.5 steals in 35.8 minutes over 11 games, hitting .389 FG% and .776 FT%) • Posted 7.1 points and 2.7 assists in 21.8 minutes (.402 FG%, .786 FT%) in 14 games (21.8 minutes) with SG Braunschweig in 2009-10 • Has represented Germany in junior national play: 2012 U-20 Euros (6.1 points, 2.0 assists) and 2011 U-18 Euros (13.5 points, 4.9 assists).

**PERSONAL INFO:** Born in Braunschweig, Germany • Last name is pronounced SHROO-derr • Has two brothers and two sisters • Mother is Gambian, while his late father was German • Played soccer and skateboarding until learning basketball at age 11 • Played in the NBA Africa Game 2017 this past summer in Johannesburg • Was the only active NBA player to participate in the NBA's annual ping-pong tournament during NBA Summer League in Las Vegas in 2014, which benefited the St. Jude Children's Hospital • Favorite food is chicken alfredo, and likes eating at Cheesecake Factory • Favorite movie is "I Am Legend" and top TV show is "Two and a Half Men" • Listens to R&B and Hip-Hop • Top vacation destinations are Gambia and South Africa • Can be found on Twitter @DennisMike93 and Instagram @ds17\_fg.

## CAREER STATS

## NBA REGULAR SEASON

YEAR, TEAM	GP	MINS	FGM	FGA	PCT.	FTM	FTA	PCT.	REBOUNDS			AST	PF	DQ	STL	BLK	PTS	AVG		
									OFF	DEF	TOT									
13-14, ATL	49	641	72	188	.383	29	43	.674	5	55	60	93	54	0	17	0	183	3.7		
14-15, ATL	77	1516	284	665	.427	148	179	.827	29	135	164	317	127	0	49	4	768	10.0		
15-16, ATL	80	1621	329	781	.421	144	182	.791	25	179	204	349	138	0	70	9	879	11.0		
16-17, ATL	79	2485	548	1214	.451	218	255	.855	42	206	248	499	148	0	74	16	1414	17.9		
4 YR. TOT	285	6263	548	1214	.433	539	659	.818	101	575	676	1258	468	0	210	29	3244	11.4		
THREE-POINT FIELD GOALS IN 13-14:			10-42		(238)		THREE-POINT FIELD GOALS IN 15-16:										77-239		(322)	
THREE-POINT FIELD GOALS IN 14-15:			52-148		(351)		THREE-POINT FIELD GOALS IN 16-17:										100-294		(340)	
CAREER THREE-POINT FIELD GOALS: 239-723 (.331)																				

## NBA PLAYOFFS

YEAR, TEAM	GP	MINS	FGM	FGA	PCT.	FTM	FTA	PCT.	REBOUNDS			AST	PF	DQ	STL	BLK	PTS	AVG	
									OFF	DEF	TOT								
13-14, ATL	2	7	2	2	1.000	0	0	---	0	2	2	0	1	0	0	0	5	2.5	
14-15, ATL	16	290	56	145	.386	24	28	.857	5	24	29	62	28	0	9	0	144	9.0	
15-16, ATL	10	191	47	104	.452	11	13	.846	6	13	19	36	24	0	4	1	117	11.7	
16-17, ATL	6	211	50	110	.455	31	37	.838	4	10	14	46	19	0	6	0	148	24.7	
4 YR. TOT	34	699	155	361	.429	66	78	.846	15	49	64	144	72	0	19	1	414	12.2	
THREE-POINT FIELD GOALS IN 13-14:			1-1		(1.000)		THREE-POINT FIELD GOALS IN 15-16:										12-35		(343)
THREE-POINT FIELD GOALS IN 14-15:			8-34		(235)		THREE-POINT FIELD GOALS IN 16-17:										17-40		(425)
PLAYOFF THREE-POINT FIELD GOALS: 38-110 (.345)																			

Kent Bazemore &  
Taurean Prince







2016-17  
REVIEW



**24** Kent  
BAZEMORE

## SUMMARY

	Record	Home	Road	Overtime
OVERALL	43-39	23-18	21-20	5-0
Atlantic	13-5	7-2	6-3	2-0
Central	11-7	6-3	5-4	1-0
Southeast	6-10	4-4	2-6	
Eastern	30-22	17-9	13-13	3-0
Southwest	7-3	3-2	4-1	1-0
Northwest	4-6	1-4	3-2	1-0
Pacific	2-8	2-3	0-5	
Western	13-17	6-9	7-8	2-0

## STREAKS

Overall: Lost one    Longest: Won 7, Lost 7  
 Last Win: 4/11/17 vs. Charlotte, 103-76  
 Last Loss: 4/12/17 at Indiana, 104-86

## HOME STREAK

Overall: Won four    Longest: Won 4, Lost 3  
 Last Win: 4/11/17 vs. Charlotte, 103-76  
 Last Loss: 3/26/17 vs. Brooklyn, 107-92

## ROAD STREAK

Overall: Lost one    Longest: Won 5, Lost 5  
 Last Win: 4/7/17 at Cleveland, 114-100  
 Last Loss: 4/12/17 at Indiana, 104-86

MONTH	WON	LOST
October	3	0
November	7	9
December	7	7
January	11	4
February	5	6
March	6	10
April	4	3

Margins	1	2	3	4	5	6	7	8	9	10	11	12	13	14	15	16	17	18	19	20	21	22	23	24+
Won By	3	2	2	5	6	1	4	2	1	0	3	0	1	1	3	1	2	0	1	1	0	0	0	3
Lost To	2	3	3	2	2	0	1	4	1	2	1	1	0	1	4	1	0	3	1	0	0	0	2	5

FINAL REGULAR SEASON INJURY REPORT: Thabo Sefolosha (right groin strain) is probable ... Kent Bazemore (right knee bone bruise), Tim Hardaway Jr. (rest), Dwight Howard (mid-back tightness), Paul Millsap (left knee synovitis) and Dennis Schröder (rest) are out.

FINAL ROSTER MOVES: 3/19 – Recalled DeAndre' Bembry from Salt Lake City of the NBA Development League ... 3/14 – Assigned DeAndre' Bembry to Salt Lake City of the NBA Development League ... 3/4 – Claimed José Calderón off of waivers ... 2/26 – Requested waivers on Lamar Patterson ... 2/24 – Signed Ryan Kelly and Lamar Patterson to multi-year contracts ... 2/23 – Acquired a future protected second round draft pick and cash considerations from Phoenix in exchange for Mike Scott ... 2/22 – Acquired forward Ersan Ilyasova in exchange for Tiago Splitter, Miami's protected 2017 second round draft pick and the right to swap the lesser of Philadelphia's 2017 second round picks with Atlanta's own 2017 second-round pick ... 2/8 – Signed Lamar Patterson to a second 10-day contract ... 2/4 – Recalled Taurean Prince from Long Island of the NBA Development League ... 2/3 – Assigned Taurean Prince to Long Island of the NBA Development League ... 1/29 – Signed Lamar Patterson to a 10-day contract ... 1/18 – Signed Gary Neal to a 10-day contract ... Acquired the draft rights to Cenk Akyol and a Traded Player Exception from Denver in exchange for Mo Williams ... 1/7 – Acquired a future first-round draft pick along with Mike Dunleavy and Mo Williams from Cleveland in exchange for Kyle Korver ... 1/6 – Requested waivers on Ryan Kelly ... Recalled Taurean Prince and Mike Scott from Long Island of the NBA Development League ... 1/1 – Assigned Mike Scott to Long Island of the NBA Development League ... 12/29 – Assigned Taurean Prince to Long Island of the NBA Development League ... 12/23 – Recalled DeAndre' Bembry from Salt Lake City of the NBA Development League ... 12/21 – Assigned DeAndre' Bembry to Salt Lake City of the NBA Development League ... 12/17 – Recalled Mike Scott from Long Island of the NBA Development League ... 12/13 – Assigned Mike Scott to Long Island of the NBA Development League ... 12/12 – Recalled DeAndre' Bembry from Salt Lake City of the NBA Development League ... 12/10 – Assigned DeAndre' Bembry to Salt Lake City of the NBA Development League ... 12/9 – Recalled Mike Scott from Delaware of the NBA Development League ... 12/6 – Assigned Mike Scott to Delaware of the NBA Development League ... 12/2 – Recalled DeAndre' Bembry from Salt Lake City of the NBA Development League ... 11/30 – Assigned DeAndre' Bembry to Salt Lake City of the NBA Development League ... 10/31 – Signed Ryan Kelly ... Requested waivers on Eddy Tavares ... 10/26 – Signed Dennis Schröder to a multi-year contract extension ... 10/22 – Requested waivers on Josh Maquette ... 10/21 – Requested waivers on Will Bynum ... 10/20 – Requested waivers on Jarrett Jack ... 10/19 – Requested waivers on Ryan Kelly ... 10/17 – Requested waivers on Matt Costello ... 10/3 – Signed Josh Maquette ... 10/1 – Requested waivers on Richard Solomon ... 9/20 – Signed Will Bynum, Ryan Kelly and Richard Solomon ... 7/26 – Signed Matt Costello ... 7/15 – Re-signed forward Kris Humphries, and signed guards Jarrett Jack and Malcolm Delaney ... Signed Taurean Prince and DeAndre' Bembry ... 7/12 – Signed free agent Dwight Howard ... Requested waivers on Lamar Patterson ... 7/7 – Re-signed Kent Bazemore ... Acquired the draft rights to Taurean Prince (12th overall pick in the 2016 NBA Draft) from Utah as part of a three-team trade which sent Jeff Teague to Indiana and George Hill to the Jazz (from the Pacers) ... 6/29 – Exercised the contract option for 2016-17 on Mike Muscala ... 6/23 – Selected DeAndre' Bembry with the 21st overall pick in the first round, and Isaiah Cordinier (44th overall) and Kay Felder (54th overall) in the second round of the 2016 NBA Draft ... Traded Felder's rights to Cleveland for cash considerations.

## STARTERS- FINAL REGULAR SEASON GAME

Pos.	No.	Name	Height
F	12	Taurean Prince	6-8
F	7	Ersan Ilyasova	6-10
C	43	Kris Humphries	6-9
G	95	DeAndre' Bembry	6-6
G	13	Jose Calderon	6-3

## HOME ATTENDANCE

Games: 41  
 Total: 654,306  
 Avg: 15,959 (10 sellouts)

## AWAY ATTENDANCE

Games: 41  
 Total: 730,479  
 Avg: 17,817 (22 sellouts)

## OFFENSE

+100 37-11  
 -100 6-28

## DEFENSE

+100 18-33  
 -100 25-6

## vs. OPP

+500 19-20  
 -500 23-19

## STATISTICS

FINAL RECORD: 43-39 (Home Record: 23-18, Road Record: 20-21)

PLAYER	FIELD GOALS					3-POINT FG					FREE THROWS					REBOUNDS					CAREER HIGHS (C=SET, T=TIRED THIS SEASON)											
	G	GS	MIN	FGA	PCT	FGA	PCT	FGA	PCT	FT	FT	FT	PCT	OFF	DEF	TOT	AST	PF	DQ	STL	TO	BLK	PTS	AVG	FG	FGA	FT	FPA	REB	AST	PTS	
Millsap	69	67	2343	430	972	442	75	241	311	311	405	268	111	422	533	111	252	186	0	90	158	62	1246	18.1	19	290	15	16	24	107	46	
Schröder	79	78	2485	548	1214	451	100	294	340	218	255	855	42	206	248	499	149	0	74	258	16	1414	17.9	130	270	100	11	8	15	330	38	
Hardaway Jr.	79	79	30	2154	415	912	149	417	357	164	214	766	35	189	224	182	193	0	55	106	15	1143	14.5	16	24	25	39	26	7	45	36	
Howard	74	74	2199	388	613	633	0	2	206	226	242	533	296	644	940	104	203	2	64	170	92	1002	13.5	14	23	10	12	25	6	34	4	
Ilyasova (TOT)	82	82	2142	442	932	442	142	402	353	161	207	778	115	366	481	140	211	3	58	115	23	1071	13.1	11	210	80	107	13	8	28	31	
Ilyasova (ATL)	26	12	633	93	226	412	32	92	346	52	65	800	42	109	151	42	73	1	22	33	8	270	10.4	21	10	10	11	8	13	7	28	
Bazemore	73	64	1963	295	721	409	92	266	346	119	168	708	45	186	231	177	165	2	91	125	52	801	11.0	11	20	8	13	7	28	31	31	
Korver	32	21	894	108	246	439	65	159	409	24	27	889	0	89	89	75	47	0	23	40	13	305	95	5	10	10	10	10	10	10	10	
Sefolosha	62	42	1596	174	395	441	41	120	342	55	75	733	54	216	270	107	97	0	96	58	31	444	72	13	30	56	41	33	55	62	42	
Muscala	70	3	1237	170	337	504	46	110	418	44	94	787	25	163	239	95	97	0	43	61	27	335	57	21	10	39	95	1	14	5	169	
Prince	59	10	981	114	285	400	33	102	324	74	94	787	25	163	239	55	96	0	43	61	27	335	57	21	10	39	95	1	14	5	169	
Dunleavy (TOT)	73	2	1248	26	110	388	27	26	110	324	75	93	806	10	113	123	193	112	0	35	28	7	275	52	4	10	15	28	7	275	52	4
Dunleavy (ATL)	30	0	475	57	130	438	33	77	429	22	26	846	13	56	69	30	35	0	9	14	5	169	56	3	10	15	28	7	275	52	4	
Humphries	56	4	689	87	214	407	19	54	352	64	82	780	60	146	206	29	69	0	15	28	21	257	46	4	10	15	28	7	275	52	4	
Calderon (TOT)	41	13	539	59	154	410	8	64	313	11	12	917	15	59	74	88	36	0	11	41	1	141	34	4	10	15	0	8	16	5	101	
Calderon (ATL)	17	2	247	23	57	404	8	30	287	7	8	875	7	25	32	37	14	0	4	15	0	61	36	4	10	15	0	8	16	5	101	
Bembry	38	1	371	17	98	480	1	18	056	6	16	375	14	45	59	29	21	0	8	16	5	101	27	4	10	15	0	8	16	5	101	
Scott	18	0	195	17	59	288	4	27	148	7	8	875	14	45	59	29	21	0	8	16	5	101	27	4	10	15	0	8	16	5	101	
Neal	2	0	4	0	7	000	0	2	000	0	4	1000	0	1	1	1	1	0	0	0	0	0	0	0	0	0	0	0	0	0	0	
Tavares	5	0	40	3	15	200	1	6	167	2	3	667	1	7	8	6	6	0	4	9	1	8	1	4	10	2	0	0	0	0	0	
Patterson	16	0	110	4	10	400	4	10	400	5	3	667	1	7	8	6	6	0	4	9	1	8	1	4	10	2	0	0	0	0	0	
Kelly	82	-	19880	3123	6918	451	729	2137	341	1484	2039	728	842	2793	3635	1938	1491	5	672	1284	397	8459	103.2	1919	1768	14	738	1262	424	8529	104.0	
HAWKS	82	-	19880	3123	6918	451	729	2137	341	1484	2039	728	842	2793	3635	1938	1491	5	672	1284	397	8459	103.2	1919	1768	14	738	1262	424	8529	104.0	
OPPONENTS	82	-	19880	3178	7155	444	893	2502	357	1280	1658	772	876	2722	3598	1919	1768	14	738	1262	424	8529	104.0	1919	1768	14	738	1262	424	8529	104.0	

PLAYER	SINGLE-GAME HIGHS					AVERAGE PER GAME										CAREER HIGHS (C=SET, T=TIRED THIS SEASON)													
	MIN	REB	AST	ST	TO	BLK	PTS	MIN	REB	AST	STL	TO	BLK	PTS	FG	FGA	FT	FPA	REB	AST	PTS	AVG	FG	FGA	FT	FPA	REB	AST	PTS
Millsap	60	19	10	5	6	5	37	34.0	7.7	3.7	1.30	2.3	0.90	18.1	19	290	15	16	24	107	46	18.1	19	290	15	16	24	107	46
Schröder	55	7	15	4	10	2	36	31.5	3.1	6.3	0.94	3.3	0.20	17.9	130	270	100	11	8	15	330	38	130	270	100	11	8	15	330
Hardaway Jr.	39	9	8	3	5	2	36	27.3	2.8	2.3	0.70	1.3	0.19	14.5	130	200	97	120	96	7	45	36	130	200	97	120	96	7	45
Howard	38	23	4	4	6	4	31	29.7	12.7	1.4	0.96	2.3	0.14	13.5	16	24	25	39	26	7	45	36	16	24	25	39	26	7	45
Ilyasova (TOT)	40	18	5	4	5	2	31	26.1	5.9	1.7	0.71	1.4	0.28	13.1	14	23	10	12	25	6	34	14	14	23	10	12	25	6	34
Ilyasova (ATL)	34	18	4	3	3	1	23	24.4	5.8	1.6	0.85	1.3	0.31	10.4	11	210	80	107	13	8	28	31	11	210	80	107	13	8	28
Bazemore	50	10	7	4	5	4	25	26.9	3.2	2.4	1.25	1.7	0.71	11.0	11	20	10	10	11	31	31	11	20	10	10	11	31	31	
Korver	39	8	7	2	4	4	22	28.0	2.8	2.3	0.72	1.3	0.41	9.5	11	20	10	10	11	31	31	11	20	10	10	11	31	31	
Sefolosha	36	6	5	4	3	20	25.7	23.7	4.4	1.7	1.55	0.9	0.00	7.2	11	21	8	8	13	7	28	31	11	21	8	8	13	7	28
Muscala	33	3	2	3	3	1	17	23.7	3.1	1.1	0.83	0.8	0.00	7.2	8	11	60	80	12	50	20	8	11	60	80	12	50	20	
Prince	42	4	3	4	4	4	20	16.6	2.7	0.9	0.45	1.1	0.36	5.2	6	130	60	60	120	40	200	6	130	60	60	120	40	200	
Dunleavy (TOT)	30	6	9	3	5	1	17	17.1	1.7	2.6	0.53	1.3	0.01	5.4	13	24	13	16	20	9	38	13	24	13	16	20	9	38	
Dunleavy (ATL)	28	6	3	4	2	2	15	15.9	2.2	0.9	0.28	0.5	0.13	5.2	12	21	10	12	23	5	31	12	21	10	12	23	5	31	
Humphries	23	6	3	1	4	2	14	12.3	3.7	0.5	0.27	0.5	0.38	4.6	13	21	9	9	10	19	30	13	21	9	9	10	19	30	
Calderon (TOT)	30	6	7	2	4	1	14	13.1	1.8	2.1	0.27	1.0	0.02	3.4	13	21	9	9	10	19	30	13	21	9	9	10	19	30	
Calderon (ATL)	30	4	7	2	3	0	14	14.5	1.9	2.2	0.24	0.9	0.00	3.6	50	70	20	50	70	30	100	50	70	20	50	70	30	100	
Bembry	32	7	3	1	3	1	10	9.8	1.6	0.8	0.21	0.4	0.13	2.7	25	30	7	9	14	5	30	25	30	7	9	14	5	30	
Scott	21	4	4	1	1	1	11	10.8	2.1	0.9	0.22	0.4	0.17	2.5	11	20	10	13	9	7	29	11	20	10	13	9	7	29	
Neal	13	1	1	0	0	0	4	9.2	0.5	0.0	0.00	0.0	0.00	2.0	6	11	3	5	1	27	10	6	11	3	5	1	27	10	
Tavares	4	1	0	0	0	0	2	3.6	1.0	0.0	0.00	0.0	0.00	2.0	3	7	3	4	6	37	10	3	7	3	4	6	37		
Patterson	12	4	3	1	2	0	4	8.1	1.4	1.2	0.20	0.8	0.00	1.8	1	1	1	1	1	1	1	1	1	1	1	1	1	1	
Kelly	22	4	3	1	1	3	8	6.9	1.1	0.5	0.25	0.3	0.31	1.6	65	134	51	67	109	47	155	65	134	51	67	109	47	155	
HAWKS	340	64	39	17	23	12	142	242.4	44.3	23.6	8.20	15.8	4.84	103.2	1919	2940	439	334	900	154	517	1040	1919	2940	439	334	900	154	517
OPPONENTS	340	66	36	18	26	11	139	242.4	44.3	23.6	8.20	15.4	5.17	104.0	1919	2940	439	334	900	154	517	1040	1919	2940	439	334	900	154	517



## HIGH GAMES

C - Career High / T - Ties Career High

PLAYER	MINUTES	FIELD GOALS	FREE THROWS	OFFENSIVE	REBOUNDS DEFENSIVE	TOTAL	ASSISTS	STEALS	TURNOVERS	BLOCKED SHOTS	POINTS
Kent Bazemore	50C Jan. 29 vs. NYK	9 (2) Jan. 29 vs. NYK	8C Mar. 16 vs. MEM	4 Apr. 2 at BKN	8 Jan. 29 vs. NYK	10 Jan. 29 vs. NYK	7 (3) Mar. 3 vs. CLE	4 (2) Apr. 9 vs. CLE	5T Feb. 15 at LAC	4C Dec. 21 vs. MIN	25 (2) Jan. 23 vs. LAC
DeAndre' Bembry	32C Apr. 12 at IND	5C (2) Jan. 18 vs. DEN	2C Jan. 18 at DET	2C (2) Apr. 12 at IND	5C (2) Apr. 12 at IND	7C Apr. 12 at IND	3C (6) Apr. 12 at IND	1C (8) Apr. 12 at IND	3C Apr. 7 at CLE	1C (5) Apr. 12 at IND	10C (2) Feb. 8 vs. DEN
Jose Calderon (All)	30 Apr. 12 at IND	5 Apr. 12 at IND	4 Mar. 11 at MEM	2 Mar. 26 vs. BKN	4 Mar. 16 vs. MEM	4 (2) Apr. 7 at CLE	7 Apr. 7 at CLE	2 Mar. 13 at SAS	3 Apr. 12 at IND		14 Mar. 11 at MEM
Malcolm Delaney	30C Dec. 23 at DEN	6C (2) Jan. 21 vs. PHI	6C Nov. 23 at IND	2C (2) Feb. 24 vs. MIA	6C Dec. 9 at MIL	6C Dec. 9 at MIL	9C Jan. 15 vs. MIL	3C Jan. 5 at NOP	5C Nov. 22 vs. NOP	1C Nov. 23 at IND	17C Jan. 13 vs. BOS
Mike Dunleavy (All)	23 Jan. 15 vs. MIL	6 (2) Apr. 7 at CLE	4 (3) Apr. 7 at CLE	2 (4) Apr. 11 vs. CHA	5 Jan. 13 vs. BOS	6 Feb. 1 at MIA	3 (2) Mar. 24 at MIL	1 (9) Apr. 9 vs. CLE	4 Feb. 4 vs. ORL	2 Apr. 11 vs. CHA	20 (2) Apr. 7 at CLE
Tim Hardaway Jr.	58C Jan. 29 vs. NYK	13C Mar. 3 vs. CLE	9T Jan. 29 vs. NYK	2T (4) Mar. 22 at WAS	8C Apr. 9 vs. CLE	9C Apr. 9 vs. CLE	8C Jan. 29 vs. NYK	3T (3) Jan. 20 vs. CHI	5T (2) Apr. 2 at BKN	2T Jan. 10 vs. BKN	36C Mar. 3 vs. CLE
Dwight Howard	39 Dec. 28 vs. NYK	12 Nov. 2 vs. LAL	9 Feb. 13 at POR	9 (2) Dec. 13 vs. ORL	18 (2) Feb. 2 at HOU	23 (2) Feb. 2 at HOU	4 (4) Mar. 29 at PHI	4 Mar. 18 vs. POR	6 Nov. 30 at PHO	4 (2) Mar. 28 vs. PHO	31 Nov. 2 vs. LAL
Kris Humphries	28 Apr. 12 at IND	5 (3) Apr. 7 at CLE	7 Mar. 28 vs. PHO	5 Dec. 26 at MIN	9 Oct. 29 at PHI	10 Oct. 29 at PHI	4 Apr. 7 at CLE	3 Apr. 11 vs. CHA	2 (4) Jan. 27 vs. WAS	2 (4) Apr. 12 at IND	14 Jan. 16 at NYK
Ersan Ilyasova (All)	34 Apr. 1 at CHI	7 Mar. 18 vs. POR	5 (2) Mar. 18 vs. POR	7 Mar. 26 vs. BKN	11 Mar. 26 vs. BKN	18 Mar. 26 vs. BKN	4 (2) Apr. 6 vs. BOS	3 Mar. 6 vs. GSW	3 Mar. 13 at SAS	1 (8) Apr. 6 vs. BOS	23 Mar. 18 vs. POR
Ryan Kelly	22 Apr. 12 at IND	3 Apr. 12 at IND	2 (2) Apr. 7 at CLE	1 Apr. 12 at IND	3 (2) Apr. 7 at CLE	3 (3) Apr. 12 at IND	3 Apr. 7 at CLE	1 (4) Dec. 26 at MIN	1 (4) Apr. 12 at IND	3 Apr. 7 at CLE	8 Apr. 12 at IND
Kyle Korver	39 Jan. 1 vs. SAS	7 (2) Dec. 30 vs. DET	5 Dec. 30 vs. DET	8 Jan. 1 vs. SAS	8 Jan. 1 vs. SAS	8 Jan. 1 vs. SAS	7 Jan. 4 at ORL	2 (7) Dec. 5 vs. OKC	4 (2) Dec. 21 vs. MIN	4T Dec. 21 vs. MIN	22 Dec. 30 vs. DET
Paul Millsap	60C Jan. 29 vs. NYK	13 Jan. 29 vs. NYK	12 Feb. 13 at POR	8 Jan. 29 vs. NYK	11 (3) Jan. 29 vs. NYK	19 Jan. 29 vs. NYK	10T Mar. 1 vs. DAL	5 Nov. 5 vs. HOU	6 (2) Mar. 1 vs. DAL	5 Feb. 13 at POR	37 Jan. 29 vs. NYK

## HIGH GAMES, CONT.

C - Career High / T - Ties Career High

PLAYER	MINUTES	FIELD GOALS	FREE THROWS	OFFENSIVE	REBOUNDS DEFENSIVE	TOTAL	ASSISTS	STEALS	TURNOVERS	BLOCKED SHOTS	POINTS
Mike Muscala	33 Nov. 16 vs. MIL	7 Oct. 29 at PHI	6C Oct. 31 vs. SAC	5 Jan. 13 vs. BOS	7T (2) Feb. 24 vs. MIA	9 Feb. 24 vs. MIA	5C (2) Apr. 7 at CLE	2 (5) Mar. 29 at PHI	3 (4) Feb. 4 vs. ORL	3 Oct. 27 vs. WAS	16 (2) Dec. 21 vs. MIN
Gary Neal	13 Jan. 18 at DET	4 Jan. 18 at DET			1 Jan. 18 at DET	1 Jan. 18 at DET	1 Jan. 18 at DET				4 Jan. 18 at DET
Lamar Patterson	12 Feb. 1 at MIA	2 Feb. 1 at MIA	2 Feb. 6 vs. UTA	1T Feb. 1 at MIA	3 Feb. 1 at MIA	4 Feb. 1 at MIA	3T (2) Feb. 24 vs. MIA	1 Feb. 15 at LAC	2 (2) Feb. 15 at LAC		4 Feb. 1 at MIA
Taurean Prince	41C Apr. 6 vs. BOS	7C Apr. 6 vs. BOS	6C Jan. 18 at DET	5C Feb. 27 at BOS	7C Feb. 27 at BOS	12C Feb. 27 at BOS	4C Apr. 6 vs. BOS	3C (3) Apr. 1 at CHI	4C (2) Apr. 7 at CLE	4C Mar. 16 vs. MEM	20C Apr. 6 vs. BOS
Dennis Schröder	55C Jan. 29 vs. NYK	13C (2) Jan. 16 at NYK	10C (2) Mar. 8 vs. BKN	3C (2) Mar. 24 at MIL	6 (5) Mar. 28 vs. PHO	7 (5) Apr. 1 at CHI	15C Jan. 29 vs. NYK	4 Mar. 18 vs. POR	10C Mar. 22 at WAS	2C Mar. 20 at OHA	33C Dec. 9 at MIL
Mike Scott	21 Jan. 20 vs. CHI	4 Jan. 27 vs. WAS	3 Dec. 23 at DEN	3 Dec. 21 vs. MIN	4 Dec. 3 at TOR	4 (4) Jan. 27 vs. WAS	4 Jan. 20 vs. CHI	1 (4) Jan. 27 vs. WAS	1 (8) Feb. 15 at LAC	1 (3) Feb. 1 at MIA	11 Jan. 27 vs. WAS
Thabo Sefolosha	36 Mar. 5 vs. IND	8 Nov. 9 vs. CHI	4 (2) Dec. 28 vs. NYK	3 (4) Dec. 7 vs. MIA	7 (3) Mar. 8 vs. BKN	8 (4) Mar. 20 at CHA	6 Mar. 3 vs. CLE	5 (2) Nov. 30 at PHO	4 (2) Dec. 28 vs. NYK	3 (2) Jan. 5 at NOP	20 Nov. 9 vs. CHI
Edy Tavares	4 Oct. 29 at PHI	1 Oct. 29 at PHI			1 Oct. 29 at PHI	1 Oct. 29 at PHI					2 Oct. 29 at PHI
HAWKS High Games	340 Jan. 29 vs. NYK	52 Jan. 29 vs. NYK	37 Feb. 13 at POR	26 Mar. 26 vs. BKN	48 Feb. 2 at HOU	64 Jan. 29 vs. NYK	39 Apr. 7 at CLE	17 Nov. 5 vs. HOU	23 (3) Mar. 1 vs. DAL	12 Jan. 10 at BKN	142 Jan. 29 vs. NYK
HAWKS Low Games	240 (77) Apr. 12 at IND	26 Nov. 25 at UTA	4 (2) Mar. 20 at CHA	3 (3) Feb. 10 at SAC	23 (3) Mar. 18 vs. POR	30 Feb. 6 vs. UTA	11 Nov. 25 at UTA	1 (2) Jan. 18 at DET	7 Dec. 2 vs. DET	1 (5) Apr. 1 at CHI	68 Nov. 25 at UTA
OPPONENTS High Games	340 Jan. 29 vs. NYK	53 Dec. 3 at TOR	28 Nov. 4 at WAS	22 Feb. 13 at POR	48 Jan. 29 vs. NYK	66 Feb. 13 vs. NYK	36 Dec. 13 vs. ORL	18 Feb. 15 at LAC	26 Nov. 5 vs. HOU	11 (3) Mar. 8 vs. BKN	139 Jan. 29 vs. NYK
OPPONENTS Low Games	240 (77) Apr. 12 at IND	27 Feb. 4 vs. ORL	8 Dec. 2 vs. DET	3 Apr. 7 at CLE	20 Dec. 16 at TOR	28 (2) Dec. 16 at TOR	13 (6) Dec. 19 at OKC	3 Dec. 23 at DEN	6 Nov. 8 at CLE	0 Jan. 18 at DET	72 Oct. 29 at PHI

## GAME BY GAME RESULTS

RESULTS			RECORDS			HIGH SCORERS			
Opponent	Date	W - L	Score	Home	Road	Total	Attendance	Atlanta	Opponent
* home sellouts									
WASHINGTON	10-27	W	114-99	1-0		1-0	*19,049	Millsap/28	Morris/22
@ Philadelphia	10-29	W	104-72		1-0	2-0	16,312	Millsap/17	Rodriguez/14
SACRAMENTO	10-31	W	106-95	2-0		3-0	12,501	Howard/18	Gay/22
LA LAKERS	11-2	L	123-116	2-1		3-1	13,800	Howard/31	Russell/23
@ Washington	11-4	L	95-92		1-1	3-2	14,663	Schröder/Howard 20	Beal/28
HOUSTON	11-5	W	112-97	3-1		4-2	16,895	Millsap/23	Harden/30
@ Cleveland	11-8	W	110-106		2-1	5-2	20,562	Schröder/28	Irving/39
CHICAGO	11-9	W	115-107	4-1		6-2	16,354	Serfolsta/20	Butler/39
PHILADELPHIA	11-12	W	117-96	5-1		7-2	17,399	Hardaway Jr./20	Okaför/18
@ Miami	11-15	W	93-90		3-1	8-2	19,600	Schröder/18	Richard/Whit/19
MILWAUKEE	11-16	W	107-100	6-1		9-2	14,656	Millsap/21	Anielokoum/26
@ Charlotte	11-18	L	100-96		3-2	9-3	17,989	Millsap/22	Batum/24
@ New York	11-20	L	104-94		3-3	9-4	19,812	Millsap/19	Anthony/31
NEW ORLEANS	11-22	L	112-94	6-2		9-5	*19,120	Konver/Schröder/14	Frazier/21
@ Indiana	11-23	W	96-85		4-3	10-5	16,032	Howard/23	T. Young/24
@ Utah	11-25	L	95-68		4-4	10-6	19,911	Schröder/16	Hayward/24
@ LA Lakers	11-27	L	109-94		4-5	10-7	18,997	Bazemore/21	Williams/21
@ Golden State	11-28	L	105-100		4-6	10-8	19,596	Schröder/24	Curry/Durant/25
@ Phoenix	11-30	L	109-107		4-7	10-9	15,909	Schröder/31	Knight/23
DETROIT	12-2	L	121-85	6-3		10-10	15,500	Schröder/17	Caldwell-Pope/23
@ Toronto	12-3	L	128-84		4-8	10-11	19,800	Schröder/Hardaway Jr./15	DeRozan/21
OKLAHOMA CITY	12-5	L	102-99	6-4		10-12	14,654	Millsap/24	Westbrook/32
MIAMI	12-7	W	103-95	7-4		11-12	11,326	Howard/23	T. Johnson/27
@ Milwaukee	12-9	W	114-110		5-8	12-12	16,289	Schröder/22	Parker/27
ORLANDO	12-13	L	131-120	7-5		12-13	13,585	Howard/20	Itakara/29
@ Toronto	12-16	W	125-121		6-8	13-13	19,800	Howard/27	DeRozan/34
CHARLOTTE	12-17	L	107-99	7-6		13-14	17,918	Schröder/21	Williams/Beal/19
@ Oklahoma City	12-19	W	110-108		7-8	14-14	18,203	Schröder/31	Westbrook/46
MINNESOTA	12-21	L	92-84	7-7		14-15	17,578	Schröder/21	Wiggins/19
@ Denver	12-23	W	108-108		8-8	15-15	13,823	Schröder/27	Gallinari/21
@ Minnesota	12-26	L	104-90		8-9	16-16	15,617	Howard/20	Towns/22
NEW YORK	12-28	W	102-98 OT	8-7		16-16	*19,066	Schröder/27	Rose/26
DETROIT	12-30	W	105-98	9-7		17-16	*19,009	Milwap/26	Leuer/22
SAN ANTONIO	1-1	W	114-112 OT	10-7		18-16	*18,088	Millsap/32	Aldridge/27
@ Orlando	1-4	W	111-92		9-9	19-16	18,846	Schröder/18	Payt./Gordon/15
@ New Orleans	1-5	W	99-94		10-9	20-16	15,003	Schröder/23	Davis/20
@ Dallas	1-7	W	97-82		11-9	21-16	19,655	Hardaway Jr./22	Barnes/21
@ Brooklyn	1-10	W	117-97		12-9	22-16	13,279	Schröder/19	Lopez/20
BOSTON	1-13	L	103-101	10-8		22-17	*18,216	Hardaway Jr./Millsap 23	Thomas/28
MILWAUKEE	1-15	W	111-98	11-8		23-17	14,231	Bazemore/24	Anielokoum/33
@ New York	1-16	W	108-107		13-9	24-17	19,812	Schröder/28	Anthony/30

## GAME BY GAME RESULTS

RESULTS			RECORDS				HIGH SCORERS		
Date	Opponent	W - L	Score	Home	Road	Total	Attendance	Atlanta	Opponent
1-18	@ Detroit	L	118-95	12-8	13-10	24-18	15,159	Millsap/21	Jackson/26
1-20	CHICAGO	W	102-93	13-8		25-18	16,328	Schröder/25	Butler/19
1-21	PHILADELPHIA	W	110-93	13-8		26-18	15,116	Millsap/22	Ilyasova/21
1-23	LA CLIPPERS	L	115-105	13-9		26-19	12,853	Bazemore/25	Rivers/27
1-25	@ Chicago	W	119-114	13-10	14-10	27-19	21,445	Schröder/24	Butler/40
1-27	WASHINGTON	L	112-96	14-10		27-20	16,968	Bazemore/15	Porter/21
1-29	NEW YORK	W	142-139 OT			28-20	13,643	Millsap/37	Anthony/45
2-1	@ Miami	L	116-93		14-11	28-21	19,600	Bazemore/14	Dragic/27
2-2	@ Houston	W	113-108		15-11	29-21	15,602	Hardaway Jr./33	Harden/41
2-4	ORLANDO	W	113-86	15-10		30-21	16,691	Hardaway Jr./Millsap/21	Gordon/16
2-6	UTAH	L	120-95	15-11		30-22	13,126	Schröder/21	Hayward/30
2-8	DENVER	W	117-106	16-11		31-22	14,222	Schröder/24	Chandler/24
2-10	@ Sacramento	L	108-107		15-12	31-23	17,808	Hardaway Jr./28	Three w/22
2-13	@ Portland	W	109-104 OT		16-12	32-23	19,475	Hardaway Jr./25	McColum/26
2-15	@ LA Clippers	L	99-84	16-12	16-13	32-24	19,060	Schröder/15	Griffin/17
2-24	MIAMI	L	108-90		16-14	32-25	*18,122	Millsap/21	T. Johnson/23
2-25	@ Orlando	L	105-86		16-14	32-26	18,498	Hardaway Jr./15	Ross/24
2-27	@ Boston	W	114-98		17-14	33-26	18,624	Schröder/21	Thomas/19
3-1	DALLAS	W	100-95	17-12		34-26	12,483	Ilyasova/Millsap/18	Barnes/25
3-3	CLEVELAND	L	135-130	17-13		34-27	*18,877	Hardaway Jr./36	Iring/43
3-5	INDIANA	L	97-96	17-14		34-28	15,366	Hardaway Jr./24	George/34
3-6	GOLDEN STRIE	L	119-111	17-15		34-29	*18,890	Schröder/23	Curry/Igoud/24
3-8	BROOKLYN	W	110-105	18-15		35-29	11,931	Schröder/31	Kipatnick/27
3-10	TORONTO	W	105-99	19-15		36-29	16,078	Schröder/26	DeRozan/28
3-11	@ Memphis	W	107-90		18-14	37-29	17,523	Prince/17	Green/20
3-13	@ San Antonio	L	107-99		18-15	37-30	18,418	Schröder/22	Leonard/31
3-16	MEMPHIS	L	103-91	19-16		37-31	17,063	Hardaway Jr./18	Conley/22
3-18	PORTLAND	L	113-97	19-17		37-32	16,543	Ilyasova/23	Lillard/27
3-20	@ Charlotte	L	105-90		18-16	37-33	14,278	Schröder/20	Batum/16
3-22	@ Washington	L	104-100		18-17	37-34	18,137	Hardaway Jr./29	Beal/28
3-24	@ Milwaukee	L	100-97		18-18	37-35	16,786	Schröder/28	Anielokun/34
3-26	BROOKLYN	L	107-92	19-18		37-36	15,921	Schröder/24	Lopez/23
3-28	PHOENIX	W	95-91	20-18		38-36	13,412	Schröder/27	Warren/24
3-29	@ Philadelphia	W	99-92		19-18	39-36	15,212	Howard/22	Holmes/25
4-1	@ Chicago	L	106-104		19-19	39-37	22,019	Schröder/29	Butler/33
4-2	@ Brooklyn	L	91-82		19-20	39-38	15,040	Schröder/16	Lopez/29
4-6	BOSTON	W	123-116	21-18		40-38	*18,688	Millsap/26	Thomas/35
4-7	@ Cleveland	W	114-100		20-20	41-38	20,562	Hardaway Jr./22	James/27
4-9	CLEVELAND	W	126-125 OT	22-18		42-38	*18,835	Millsap/22	Iring/45
4-11	CHARLOTTE	W	103-76	23-18		43-38	14,205	Howard/19	Lamb/21
4-12	@ Indiana	L	104-96		20-21	43-39	17,923	Ilyasova/15	George/32



## GAME BY GAME / QUARTER BY QUARTER RESULTS

ATLANTA'S TOTALS ARE LISTED FIRST UNDER QUARTER SEQUENCE											
Game	Date	Opponent	1st	2nd	3rd	4th	OT	2 OT	3 OT	Final	W-L
1	10-27-16	WASHINGTON	29-27	28-29	24-24	33-19				114-99	1-0
2	10-29-16	② Philadelphia	29-24	24-15	21-19	30-14				104-72	2-0
3	10-31-16	SACRAMENTO	22-15	31-29	26-37	27-14				106-95	3-0
4	11-02-16	LA LAKERS	37-28	23-23	34-39	22-33				116-123	3-1
5	11-03-16	② Washington	19-19	16-29	28-23	29-24				92-95	3-2
6	11-05-16	HOUSTON	30-30	35-29	28-25	19-13				112-97	4-2
7	11-08-16	② Cleveland	20-20	33-22	31-37	26-27				110-106	5-2
8	11-09-16	CHICAGO	35-27	33-34	26-27	21-19				115-107	6-2
9	11-12-16	PHILADELPHIA	23-25	36-21	28-30	30-18				117-96	7-2
10	11-15-16	② Miami	22-27	27-18	23-24	21-23				93-90	8-2
11	11-16-16	MILWAUKEE	21-26	31-9	32-35	23-30				107-100	9-2
12	11-18-16	② Charlotte	28-29	17-19	35-27	16-25				96-100	9-3
13	11-20-16	② New York	20-24	21-22	25-29	28-29				94-104	9-4
14	11-22-16	NEW ORLEANS	14-34	30-32	27-29	23-17				94-112	9-5
15	11-23-16	② Indiana	31-24	18-20	25-22	22-19				96-85	10-5
16	11-25-16	② Utah	23-24	11-24	14-13	20-34				88-95	10-6
17	11-27-16	② LA Lakers	32-21	16-35	29-28	17-25				94-109	10-7
18	11-28-16	② Golden State	27-29	26-21	28-30	19-25				100-105	10-8
19	11-30-16	② Phoenix	27-36	21-14	27-27	32-32				107-109	10-9
20	12-02-16	DETROIT	24-27	15-31	18-32	28-31				85-121	10-10
21	12-03-16	② Toronto	22-32	25-30	23-24	14-42				84-128	10-11
22	12-05-16	OKLAHOMA CITY	21-23	33-32	15-28	30-19				99-102	10-12
23	12-07-16	MIAMI	29-25	24-21	25-17	25-32				103-95	11-12
24	12-09-16	② Milwaukee	23-30	21-34	40-28	30-18				114-110	12-12
25	12-13-16	ORLANDO	34-35	28-37	34-27	24-32				120-131	12-13
26	12-16-16	② Toronto	35-27	34-25	26-30	30-39				125-121	13-13
27	12-17-16	CHARLOTTE	22-22	20-31	32-27	25-27				99-107	13-14
28	12-19-16	② Oklahoma City	22-16	26-37	33-25	29-30				110-108	14-14
29	12-21-16	MINNESOTA	26-28	18-21	25-18	15-25				84-92	14-15
30	12-23-16	② Denver	29-29	22-26	31-27	27-26				109-108	15-15
31	12-26-16	② Minnesota	25-23	20-31	20-35	25-15				90-104	15-16
32	12-28-16	NEW YORK	22-25	23-22	20-19	20-19	17-13			102-98	16-16
33	12-30-16	DETROIT	19-19	32-22	23-21	31-36				105-98	17-16
34	1-01-17	SAN ANTONIO	25-27	19-19	25-28	31-26	14-12			114-112	18-16
35	1-04-17	② Orlando	23-26	29-21	26-18	33-27				111-92	19-16
36	1-05-17	② New Orleans	23-28	19-19	33-25	24-22				99-94	20-16
37	1-07-17	② Dallas	22-20	23-22	21-17	31-23				97-82	21-16
38	1-10-17	② Brooklyn	35-29	26-14	25-27	31-27				117-97	22-16
39	1-13-17	BOSTON	18-28	26-20	21-30	36-25				101-103	22-17
40	1-15-17	MILWAUKEE	36-36	24-17	28-30	23-15				111-98	23-17
41	1-16-17	② New York	26-27	27-27	35-26	20-24				108-107	24-17

## GAME BY GAME / QUARTER BY QUARTER RESULTS

ATLANTA'S TOTALS ARE LISTED FIRST UNDER QUARTER SEQUENCE											
Game	Date	Opponent	1st	2nd	3rd	4th	OT	2 OT	3 OT	Final	W-L
42	1-18-17	② Detroit	18-42	27-27	23-25	27-24				95-118	24-18
43	1-20-17	CHICAGO	35-13	30-23	22-21	15-36				102-93	25-18
44	1-21-17	PHILADELPHIA	25-25	37-29	28-23	20-16				110-93	26-18
45	1-23-17	LA CLIPPERS	21-30	19-28	35-27	30-30				105-115	26-19
46	1-25-17	② Chicago	22-29	29-30	27-24	41-31				119-114	27-19
47	1-27-17	WASHINGTON	25-37	20-30	23-26	18-19				86-112	27-20
48	1-29-17	NEW YORK	30-37	31-28	22-16	21-23		10-10	7-7/12-9	142-139	28-20
49	2-01-17	② Miami	22-29	25-33	24-32	22-22				93-116	28-21
50	2-02-17	② Houston	26-32	21-18	26-36	40-22				113-108	29-21
51	2-04-17	ORLANDO	35-24	30-15	26-26	22-21				113-86	30-21
52	2-06-17	UTAH	21-29	29-25	23-37	22-29				95-120	30-22
53	2-08-17	DENVER	39-30	33-25	26-32	19-19				117-106	31-22
54	2-10-17	② Sacramento	28-17	31-26	25-31	23-34				107-108	31-23
55	2-13-17	② Portland	21-28	21-20	33-26	22-23	12-7			109-104	32-23
56	2-15-17	② LA Clippers	22-21	18-33	24-29	20-16				84-99	32-24
57	2-24-17	MIAMI	24-25	25-38	17-24	24-21				90-108	32-25
58	2-25-17	② Orlando	19-22	27-27	19-31	21-25				86-105	32-26
59	2-27-17	② Boston	24-24	27-23	33-24	30-27				114-98	33-26
60	3-01-17	DALLAS	27-22	36-30	18-24	19-19				100-95	34-26
61	3-03-17	CLEVELAND	33-39	27-38	28-29	42-29				130-135	34-27
62	3-05-17	INDIANA	30-19	20-31	24-31	22-16				96-97	34-28
63	3-06-17	GOLDEN STATE	42-35	24-26	24-33	21-25				111-119	34-29
64	3-08-17	BROOKLYN	23-27	23-23	35-30	29-25				110-105	35-29
65	3-10-17	TORONTO	18-19	31-29	25-27	31-24				105-99	36-29
66	3-11-17	② Memphis	33-15	14-20	30-22	30-33				107-90	37-29
67	3-13-17	② San Antonio	18-28	25-26	30-27	26-26				99-107	37-30
68	3-16-17	MEMPHIS	28-26	24-29	13-23	26-25				91-103	37-31
69	3-18-17	PORTLAND	18-40	28-23	27-22	24-28				97-113	37-32
70	3-20-17	② Charlotte	19-19	23-32	26-32	22-22				90-105	37-33
71	3-22-17	② Washington	20-16	26-24	21-27	33-37				100-104	37-34
72	3-24-17	② Milwaukee	21-29	22-16	31-27	23-28				97-100	37-35
73	3-26-17	BROOKLYN	20-32	28-23	20-23	24-29				92-107	37-36
74	3-28-17	PHOENIX	27-12	20-32	24-24	24-23				95-91	38-36
75	3-29-17	② Philadelphia	25-18	27-25	27-27	20-22				99-92	39-36
76	4-01-17	② Chicago	21-23	25-29	38-27	20-27				104-106	39-37
77	4-02-17	② Brooklyn	24-29	19-17	18-24	21-21				82-91	39-38
78	4-06-17	BOSTON	32-24	39-31	28-34	24-27				123-116	40-38
79	4-07-17	② Cleveland	21-19	31-31	31-28	31-22				114-100	41-38
80	4-09-17	CLEVELAND	21-38	25-27	21-28	44-18	15-14			126-125	42-38
81	4-11-17	CHARLOTTE	38-26	25-18	21-17	19-15				103-76	43-38
82	4-12-17	② Indiana	15-22	28-28	25-34	18-20				86-104	43-39

## HAWKS TEAM STATISTICS

2016-17 ATLANTA HAWKS TEAM STATISTICS																	
OPPONENT	FGs	Pct.	3FGs	Pct.	FTs	Pct.	Off-Def-REB	A	PF	ST	TO	B	Pts				
WASHINGTON	44-88	.500	12-26	.462	14-18	.778	14-38-52	28	19	13	21	7	114				
@Philadelphia	42-85	.494	5-20	.250	15-23	.652	6-41-47	31	14	11	12	7	104				
SACRAMENTO	33-79	.418	11-30	.367	29-47	.617	17-26-43	24	20	11	13	6	106				
LA LAKERS	41-85	.482	11-32	.344	23-29	.793	10-27-37	30	19	10	18	1	116				
@Washington	32-83	.386	5-25	.200	23-36	.639	10-37-47	22	24	12	18	3	92				
HOUSTON	45-85	.529	8-20	.400	14-24	.583	13-31-44	29	13	17	20	6	112				
@Cleveland	41-81	.506	11-29	.379	17-24	.708	11-39-50	22	21	1	19	4	110				
CHICAGO	42-83	.506	9-20	.450	22-27	.815	13-35-48	24	14	8	23	7	117				
PHILADELPHIA	48-95	.505	13-32	.406	8-14	.571	15-37-52	31	14	10	16	6	115				
@Miami	37-80	.463	6-17	.353	13-19	.684	6-29-35	18	13	14	21	4	93				
MILWAUKEE	35-72	.486	10-32	.313	27-31	.871	3-36-39	29	17	6	16	8	107				
@Charlotte	39-84	.464	7-28	.250	11-17	.647	8-41-49	25	18	9	17	6	96				
@New York	34-85	.400	6-21	.286	20-29	.690	14-34-48	17	15	7	13	6	94				
NEW ORLEANS	39-85	.459	10-29	.345	6-10	.600	6-34-40	22	15	5	15	6	94				
@Indiana	36-85	.424	5-20	.250	19-22	.864	17-39-56	17	18	11	22	7	96				
@Utah	26-83	.313	8-25	.320	8-12	.667	6-34-40	11	16	8	14	4	68				
@LA Lakers	39-88	.443	12-35	.343	4-10	.400	7-31-38	25	19	5	12	6	94				
@Golden State	36-85	.424	7-29	.241	21-30	.700	13-37-50	20	22	11	19	4	100				
@Phoenix	45-89	.506	9-25	.360	8-10	.800	7-33-40	20	22	9	22	6	107				
DETROIT	32-88	.364	6-24	.250	15-20	.750	6-26-32	22	12	6	7	2	85				
@Toronto	35-88	.398	7-28	.250	7-14	.500	13-25-38	21	13	7	19	5	84				
OKLAHOMA CITY	34-77	.442	7-22	.318	24-32	.750	7-29-36	26	24	13	18	3	99				
MIAMI	43-88	.489	4-19	.211	13-15	.867	14-33-47	27	20	9	14	9	103				
@Milwaukee	40-84	.476	12-34	.353	22-29	.759	9-37-46	32	11	7	18	8	114				
ORLANDO	45-89	.506	11-28	.393	19-21	.905	13-32-45	29	16	6	15	4	120				
@Toronto	46-86	.535	11-25	.440	22-32	.688	15-29-44	26	22	6	14	6	125				
CHARLOTTE	40-86	.465	10-26	.385	9-16	.563	9-38-47	26	18	4	12	2	99				
@Oklahoma City	41-75	.547	9-23	.391	19-24	.792	5-30-35	24	20	5	15	2	110				
MINNESOTA	34-82	.415	7-26	.269	9-13	.692	8-27-35	19	15	9	10	8	84				
@Denver	37-86	.430	8-25	.320	27-33	.818	9-31-40	26	25	10	8	4	109				
@Minnesota	35-83	.422	8-32	.320	12-17	.706	17-29-46	20	19	8	19	7	90				
NEW YORK	37-101	.366	7-27	.259	21-27	.778	17-39-55	19	19	8	15	3	102				
DETROIT	39-88	.443	8-26	.308	19-25	.760	12-32-44	29	21	10	15	2	105				
SAN ANTONIO	42-92	.457	14-28	.500	16-27	.593	11-35-46	25	21	6	12	6	114				
@Orlando	44-81	.543	10-19	.526	13-18	.722	3-36-39	27	12	12	14	3	111				
@New Orleans	38-90	.422	9-23	.391	14-17	.824	12-43-55	23	14	9	15	6	99				
@Dallas	30-74	.405	11-22	.500	26-32	.813	8-41-47	19	15	8	10	1	97				
@Brooklyn	44-92	.474	7-23	.304	22-38	.579	15-38-53	25	17	11	12	12	117				
BOSTON	36-84	.429	11-30	.367	18-21	.857	12-31-43	22	17	5	12	5	101				
MILWAUKEE	42-80	.525	13-26	.500	14-18	.778	14-23-37	29	20	9	19	4	111				
@New York	40-87	.460	12-32	.375	16-23	.696	8-28-36	26	15	11	10	3	108				

## HAWKS TEAM STATISTICS, CONT.

OPPONENT	FGs	Pct.	3FGs	Pct.	FTs	Pct.	Off-Def-REB	A	PF	ST	TO	B	Pts
@Detroit	30-78	.385	6-25	.240	29-37	.784	8-24-32	22	21	1	13	4	95
CHICAGO	39-82	.476	9-22	.409	15-19	.789	10-30-40	23	19	16	20	3	102
PHILADELPHIA	45-91	.495	7-20	.350	13-23	.565	11-36-47	24	18	8	14	5	110
LA CLIPPERS	37-88	.420	9-29	.310	22-26	.846	8-32-40	28	17	8	8	2	105
@Chicago	43-83	.518	17-30	.567	16-19	.842	6-33-39	29	20	5	14	5	119
WASHINGTON	30-83	.361	9-31	.290	17-25	.680	8-33-41	18	16	9	20	8	86
NEW YORK	52-119	.437	10-31	.323	28-40	.700	17-47-64	36	24	4	14	2	142
@Miami	34-86	.395	7-26	.269	18-21	.857	9-34-43	13	14	10	16	6	93
@Houston	44-85	.518	8-30	.267	17-23	.739	8-48-56	26	20	8	17	2	113
ORLANDO	41-78	.526	10-28	.357	21-27	.778	10-38-48	28	20	8	17	2	113
UTAH	33-74	.446	6-17	.353	23-32	.719	7-23-30	16	18	6	12	3	95
DENVER	47-93	.505	8-27	.296	15-18	.833	12-36-48	31	18	6	11	4	117
@Sacramento	36-71	.507	11-30	.367	24-31	.774	3-34-37	19	17	6	17	5	107
@Portland	32-83	.386	8-28	.286	37-48	.771	7-45-52	20	23	9	9	11	109
@LA Clippers	32-79	.405	7-26	.269	13-19	.684	10-35-45	20	13	5	23	1	84
MIAMI	30-79	.380	6-20	.300	24-36	.667	8-37-45	14	12	7	10	6	90
@Orlando	32-84	.381	8-25	.320	14-26	.538	12-36-48	21	19	4	18	4	86
@Boston	46-95	.484	6-25	.240	16-20	.800	13-42-55	22	19	10	14	10	114
DALLAS	36-64	.563	10-21	.476	18-24	.750	4-30-34	24	19	12	23	4	100
CLEVELAND	49-91	.538	10-26	.385	22-30	.733	11-32-43	30	15	7	12	4	130
INDIANA	34-77	.442	9-27	.333	19-31	.613	11-33-44	21	19	12	15	1	96
GOLDEN STATE	38-82	.463	13-28	.464	22-31	.710	14-33-47	19	23	6	19	6	111
BROOKLYN	41-95	.432	4-20	.200	24-32	.750	11-36-47	19	22	12	16	7	110
TORONTO	39-75	.520	8-22	.364	19-29	.655	8-37-45	24	20	8	21	6	105
@Memphis	36-72	.500	15-30	.500	20-26	.769	6-40-46	22	23	9	18	6	107
@San Antonio	37-81	.457	6-22	.273	19-30	.633	6-30-36	27	20	13	16	3	99
MEMPHIS	29-71	.408	8-27	.296	25-34	.735	8-30-38	19	17	6	18	9	91
PORTLAND	32-88	.364	7-26	.269	26-32	.813	12-23-35	22	12	13	13	7	97
@Charlotte	37-84	.440	12-37	.324	4-10	.400	12-33-45	26	17	3	18	5	90
@Washington	34-86	.395	8-25	.320	24-29	.828	11-38-44	20	19	11	16	5	100
@Milwaukee	34-83	.410	8-22	.364	21-24	.875	13-36-49	20	19	5	17	3	97
BROOKLYN	34-98	.347	5-27	.185	19-32	.594	26-32-58	16	19	10	21	3	92
PHOENIX	34-85	.400	6-27	.222	21-29	.724	15-32-47	24	23	5	19	6	95
@Philadelphia	34-80	.425	9-18	.500	22-26	.846	15-32-47	19	15	7	17	3	99
@Chicago	40-90	.444	11-28	.393	13-17	.765	11-34-45	25	16	4	13	1	104
@Brooklyn	30-80	.375	7-24	.292	15-23	.652	8-36-44	19	19	9	20	4	82
BOSTON	44-89	.494	11-23	.478	24-34	.706	13-39-52	26	30	7	17	4	123
@Cleveland	45-89	.506	16-37	.432	8-8	1.000	6-36-42	39	17	7	11	3	114
CLEVELAND	44-94	.468	9-31	.280	29-37	.784	10-35-45	31	22	8	12	4	126
CHARLOTTE	41-79	.417	7-27	.259	14-18	.778	11-39-50	30	17	6	17	4	103
@Indiana	30-72	.417	11-29	.379	15-19	.789	8-29-37	19	15	5	20	4	86



## OPPONENTS' TEAM STATISTICS

2016-17 OPPONENTS' TEAM STATISTICS													
OPPONENT	Fgs	Pct.	3FGs	Pct.	Fts	Pct.	Off-Def-REB	A	PF	ST	TO	B	Pts
WASHINGTON	40-94	.426	6-20	.300	13-18	.722	12-28-40	25	20	14	19	4	99
@Philadelphia	28-80	.350	5-18	.278	11-15	.733	4-35-39	16	20	7	20	5	72
SACRAMENTO	36-75	.480	10-23	.435	13-19	.684	6-32-38	26	34	10	19	6	95
LA LAKERS	48-90	.533	9-22	.409	18-20	.900	11-31-42	24	25	11	15	9	123
@Washington	31-80	.388	5-20	.250	28-35	.800	11-35-46	13	23	7	19	3	95
HOUSTON	37-85	.435	12-36	.333	11-13	.846	12-31-43	22	26	9	26	7	97
@Cleveland	37-99	.374	11-42	.262	21-25	.840	13-26-39	21	20	12	6	1	106
CHICAGO	41-91	.451	9-27	.333	16-21	.762	8-23-31	24	21	14	14	3	107
PHILADELPHIA	36-83	.434	11-29	.379	13-20	.650	10-29-39	21	20	14	19	4	96
@Miami	36-89	.404	7-23	.304	11-14	.786	17-31-48	13	23	11	23	7	90
MILWAUKEE	39-98	.398	8-32	.250	14-18	.778	15-32-47	25	25	9	15	2	100
@Charlotte	37-90	.411	10-29	.345	15-24	.667	8-36-44	25	16	11	11	4	100
@New York	42-88	.477	10-27	.370	10-12	.714	11-39-50	21	23	8	15	1	104
NEW ORLEANS	45-86	.523	11-25	.440	11-12	.917	5-35-40	29	16	11	11	9	112
@Indiana	34-84	.405	7-27	.259	10-14	.714	7-30-37	17	20	15	20	5	85
@Utah	35-80	.438	10-34	.294	15-18	.833	9-46-55	17	16	9	16	9	95
@LA Lakers	42-95	.442	8-20	.400	17-20	.850	15-38-53	20	15	7	9	2	109
@Golden State	37-85	.435	12-35	.343	19-24	.792	7-34-41	25	20	6	15	10	105
@Phoenix	40-89	.449	10-21	.476	19-25	.760	13-28-41	15	17	11	17	4	109
DETROIT	48-89	.539	17-29	.586	8-12	.667	11-43-54	28	15	4	15	3	121
@Toronto	53-92	.576	13-24	.542	9-11	.818	12-36-48	28	17	14	15	7	128
OKLAHOMA CITY	37-80	.463	10-31	.323	18-28	.643	8-35-43	26	27	9	19	5	102
MIAMI	34-80	.425	11-27	.407	16-20	.800	8-25-33	20	16	6	17	6	95
@Milwaukee	44-94	.468	12-28	.429	10-14	.714	9-34-43	26	25	11	15	5	110
ORLANDO	51-87	.566	15-34	.441	14-20	.700	5-23-28	36	17	8	9	5	131
@Toronto	47-86	.547	10-21	.476	17-26	.654	8-20-28	20	27	7	10	5	121
CHARLOTTE	43-88	.469	12-37	.444	9-13	.692	7-36-43	26	17	8	12	3	107
@Oklahoma City	39-87	.448	10-35	.296	20-26	.769	15-29-44	13	18	8	12	3	108
MINNESOTA	35-83	.422	9-29	.310	13-14	.929	15-37-52	21	11	6	17	6	92
@Denver	37-76	.474	8-25	.320	26-35	.743	7-39-46	27	29	3	15	7	108
@Minnesota	37-82	.451	15-31	.484	15-18	.833	11-29-40	26	19	11	15	3	104
NEW YORK	35-93	.376	7-27	.259	21-26	.808	14-41-55	22	24	8	18	7	98
DETROIT	35-84	.417	9-31	.290	19-21	.905	14-29-43	22	24	9	18	7	98
SAN ANTONIO	42-90	.467	9-27	.333	19-22	.864	9-38-47	27	21	5	12	6	112
@Orlando	37-86	.430	9-28	.321	9-10	.900	10-30-40	19	17	9	17	6	92
@New Orleans	34-93	.366	15-35	.429	11-14	.786	15-37-52	19	18	8	15	4	94
@Dallas	32-82	.390	9-36	.250	9-10	.900	6-35-41	18	25	7	14	3	82
@Brooklyn	35-87	.402	10-29	.345	17-23	.739	14-34-48	22	24	5	18	4	97
BOSTON	38-83	.434	17-44	.386	14-19	.737	9-34-43	22	16	7	12	3	103
MILWAUKEE	39-79	.494	6-19	.316	14-18	.778	13-23-36	25	25	11	17	4	98
@New York	42-85	.494	8-26	.308	15-23	.682	15-38-53	21	22	8	13	3	107

## OPPONENTS' TEAM STATISTICS, CONT.

OPPONENT	Fgs	Pct.	3FGs	Pct.	Fts	Pct.	Off-Def-REB	A	PF	ST	TO	B	Pts
@Detroit	45-91	.495	10-25	.400	18-28	.643	18-42-60	27	29	6	13	0	118
CHICAGO	34-81	.420	7-28	.250	18-19	.947	12-29-41	18	17	12	25	5	93
PHILADELPHIA	33-78	.423	12-29	.414	15-18	.833	7-32-39	27	19	8	22	6	93
LA CLIPPERS	42-84	.500	14-24	.583	17-22	.773	10-36-46	23	19	4	11	8	115
@Chicago	43-94	.457	8-27	.296	20-26	.769	12-29-41	18	16	6	7	5	114
WASHINGTON	43-89	.463	13-31	.419	13-19	.684	13-39-52	26	24	12	20	10	112
NEW YORK	51-128	.398	18-51	.353	19-23	.826	15-48-63	32	39	9	14	11	139
@Miami	45-93	.484	12-32	.375	14-19	.737	10-37-47	23	18	10	13	11	116
@Houston	35-93	.376	13-51	.255	25-33	.758	7-30-37	19	20	11	9	4	108
ORLANDO	27-78	.346	7-27	.259	25-28	.893	7-26-33	17	19	8	14	4	86
UTAH	49-80	.613	10-26	.385	12-18	.667	9-35-44	31	23	9	12	7	120
DENVER	40-100	.400	13-44	.295	13-21	.619	21-28-49	25	20	8	10	4	106
@Sacramento	38-80	.475	18-36	.500	14-21	.667	8-31-39	27	27	12	18	2	106
@Portland	37-103	.359	16-42	.381	14-25	.560	22-44-66	22	34	4	17	4	104
@LA Clippers	44-79	.468	14-37	.378	11-12	.917	5-35-40	24	17	18	16	3	99
MIAMI	40-99	.404	17-37	.459	11-13	.846	15-39-54	30	27	7	13	5	108
@Orlando	37-81	.457	8-27	.296	23-24	.958	7-40-47	21	23	11	14	8	105
@Boston	34-87	.391	10-34	.294	20-25	.800	9-31-40	21	20	9	18	7	98
DALLAS	35-77	.435	14-33	.424	11-13	.846	10-23-33	22	20	10	22	5	95
CLEVELAND	47-86	.547	25-46	.543	16-20	.800	5-28-33	31	24	7	14	5	135
INDIANA	35-78	.449	15-33	.455	12-21	.571	9-35-44	24	22	6	15	4	97
GOLDEN STATE	41-87	.471	20-44	.455	17-22	.773	13-30-43	33	22	10	16	4	119
BROOKLYN	37-80	.463	11-33	.333	20-25	.800	5-35-40	28	25	7	23	11	105
TORONTO	37-92	.402	4-25	.160	21-27	.778	16-30-46	19	28	17	12	5	99
@Memphis	34-90	.378	5-29	.172	17-23	.739	13-28-41	22	21	11	13	3	90
@San Antonio	39-81	.481	16-34	.471	13-17	.765	7-37-44	31	22	6	10	7	107
MEMPHIS	39-92	.424	10-28	.357	15-18	.833	16-32-48	29	25	7	12	5	103
PORTLAND	44-87	.506	8-18	.444	17-19	.895	13-41-54	23	22	9	22	9	113
@Charlotte	40-80	.500	12-30	.400	13-20	.650	5-28-33	28	13	12	8	4	105
@Washington	38-95	.400	11-34	.324	17-23	.739	17-37-54	23	26	9	19	4	104
BROOKLYN	39-88	.443	8-27	.296	14-16	.875	9-26-35	27	23	10	9	6	100
MILWAUKEE	38-86	.442	6-22	.273	25-30	.833	12-38-50	21	25	13	18	7	107
PHOENIX	35-96	.365	7-31	.226	14-24	.583	14-34-48	25	31	12	15	6	91
@Philadelphia	36-87	.414	11-39	.292	9-11	.818	13-27-40	30	19	7	15	3	92
@Chicago	40-85	.471	12-30	.400	14-14	1.000	6-34-40	25	17	6	12	4	106
@Brooklyn	32-82	.390	10-33	.303	17-20	.800	8-43-51	21	22	11	21	6	91
BOSTON	37-90	.411	15-43	.349	27-34	.794	10-28-38	28	29	9	12	4	116
@Cleveland	39-81	.481	9-36	.250	13-17	.765	3-35-38	23	10	5	14	3	100
CLEVELAND	45-98	.459	19-46	.413	16-20	.800	13-40-53	28	27	4	17	3	125
CHARLOTTE	29-88	.330	3-23	.130	15-19	.789	15-25-40	16	17	11	15	1	76
@Indiana	39-82	.476	10-24	.417	16-19	.842	8-33-41	21	14	5	10	7	104

## MISCELLANEOUS NUMBERS

## HAWKS SEASON SUPERLATIVES

ATL FGM HIGH 52 v/NYK, 1-29 49 v/CLE, 3-3 48 v/PHI, 11-12	ATL FGM LOW 26 @UTA, 11-25 29 v/MEM, 3-16 30 six times	ATL FGA HIGH 119 v/NYK, 1-29 102 v/NYK, 12-28 98 v/BKN, 3-26	ATL FGA LOW 64 v/DAL, 3-1 71 two times 72 three times
ATL FG% HIGH .563 (36-64) v/DAL, 3-1 .547 (41-75) @OKC, 12-19 .543 (44-81) @ORL, 1-4	ATL FG% LOW .313 (26-83) @UTA, 11-25 .347 (34-98) v/BKN, 3-26 .361 (30-83) v/WAS, 1-27	ATL FT% HIGH 1.000 (8-8) @CLE, 4-7 .905 (19-21) v/ORL, 12-13 .871 (27-31) v/MIL, 11-16	ATL FT% LOW .400 (4-10) two times .500 (7-14) @TOR, 12-3 .538 (14-26) @ORL, 2-25
ATL FTM HIGH 37 @POR, 2-13 29 three times 28 v/NYK, 1-29	ATL FTM LOW 4 two times 6 v/NOP, 11-22 7 @TOR, 12-3	ATL FTA HIGH 48 @POR, 2-13 47 v/SAC, 10-31 40 v/NYK, 1-29	ATL FTA LOW 8 @CLE, 4-7 10 four times 12 @UTA, 11-25
ATL HIGH REBS 64 v/NYK, 1-29 58 v/BKN, 3-26 56 three times	ATL LOW REBS 30 v/UTA, 2-6 32 two times 34 v/DAL, 3-1	ATL HIGH ASSTS 39 @CLE, 4-7 36 v/NYK, 1-29 32 @MIL, 12-9	ATL LOW ASSTS 11 @UTA, 11-25 13 @MIA, 2-1 14 v/MIA, 2-24
ATL HIGH STLs 17 v/HOU, 11-5 16 v/CHI, 1-20 14 @MIA, 11-15	ATL LOW STLs 1 two times 3 @CHA, 3-20 4 four times	ATL HIGH TOs 24 v/CHI, 11-9 23 two times 22 two times	ATL LOW TOs 7 v/DET, 12-2 8 two times 9 @POR, 2-13
ATL HIGH PTS 142 v/NYK, 1-29 130 v/CLE, 3-3 126 v/CLE, 4-9	ATL LOW PTS 68 @PHI, 11-25 82 @BKN, 4-2 84 three times	ATL HIGH 3FGM 17 @CHI, 1-25 16 @CLE, 4-7 15 @MEM, 3-11	ATL LOW 3FGM 4 two times 5 four times 6 eight times

## OPPONENTS SEASON SUPERLATIVES

OPP FGM HIGH 53 @TOR, 12-3 51 two times 49 v/UTA, 2-6	OPP FGM LOW 27 v/ORL, 2-4 28 @PHI, 10-29 29 v/CHA, 4-11	OPP FGA HIGH 128 v/NYK, 1-29 103 @POR, 2-13 100 v/DEN, 2-8	OPP FGA LOW 75 v/SAC, 10-31 77 v/DAL, 3-1 78 four times
OPP FG% HIGH .613 (49-80) v/UTA, 2-6 .586 (51-87) v/ORL, 12-13 .576 (53-92) @TOR, 12-3	OPP FG% LOW .330 (29-88) v/CHA, 4-11 .346 (27-78) v/ORL, 2-4 .350 (28-80) @PHI, 10-29	OPP FT% HIGH 1.000 (14-14) @CHI, 4-1 .958 (23-24) @ORL, 2-25 .947 (18-19) v/CHI, 1-20	OPP FT% LOW .560 (14-25) @POR, 2-13 .571 (12-21) v/IND, 3-5 .583 (14-24) v/PHO, 3-28
OPP FTM HIGH 28 @WAS, 11-4 27 v/BOS, 4-6 26 @DEN, 12-23	OPP FTM LOW 8 v/DET, 12-2 9 five times 10 three times	OPP FTA HIGH 35 two times 34 v/BOS, 4-6 33 @HOU, 2-2	OPP FTA LOW 10 @DAL, 1-7 11 two times 12 three times
OPP HIGH REBS 66 @POR, 2-13 63 v/NYK, 1-29 60 @DET, 1-18	OPP LOW REBS 28 two times 31 v/CHI, 11-9 33 four times	OPP HIGH ASSTS 36 v/ORL, 12-13 33 v/GSW, 3-6 32 v/NYK, 1-29	OPP LOW ASSTS 13 three times 15 @PHO, 11-30 16 three times
OPP HIGH STLs 18 @LAC, 2-15 17 @TOR, 3-10 15 two times	OPP LOW STLs 3 @DEN, 12-23 4 four times 5 four times	OPP HIGH TOs 25 two times 23 three times 22 two times	OPP LOW TOs 6 @CLE, 11-8 7 @CHI, 1-25 8 @CHA, 3-20
OPP HIGH PTS 139 v/NYK, 1-29 135 v/CLE, 3-3 131 v/ORL, 12-13	OPP LOW PTS 72 @PHI (10-29) 76 v/CHA (4-11) 82 @DAL, 1-7	OPP HIGH 3FGM 25 v/CLE, 3-3 20 v/GSW, 3-6 19 v/CLE, 4-9	OPP LOW 3FGM 3 v/CHA, 4-11 4 @TOR, 3-10 5 three times

## MISCELLANEOUS NUMBERS, CONT

## 2016-17 SCORING BY QUARTERS

	1	2	3	4	1/2/3/4OT	TOT	HOME	GP	AVERAGE
ATL	2081 (25.4)	2081 (25.4)	2131 (26.0)	2070 (25.2)	67/10/7/12 (13.4/10.0/7.0/12.0)	8459 (103.2)	2016-17 Last Year	41 41	15,959 16,833
OPP	2142 (26.1)	2090 (25.5)	2197 (26.8)	2019 (24.6)	55/10/7/9 (11.0/10.0/7.0/9.0)	8529 (104.0)	2016-17 Last Year	GP 41	AVERAGE 17,817 18,095

## 2016-17 SINGLE QUARTER HIGHS

	1	2	3	4		1	2	3	4
ATL	42 v/GSW 3-6	39 v/BOS 4-6	40 @MIL 12-9	44 v/CLE 4-9	ATL	14 v/NOP 11-22	11 @UTA 11-25	13 v/MEM 3-16	14 @TOR 12-3
OPP	42 @DET 1-18	38 2x	39 v/LAL 11-2	42 @TOR 12-3	OPP	12 v/PHO 3-28	9 v/MIL 11-16	13 @UTA 11-25	13 v/HOU 11-5

## 2016-17 SINGLE QUARTER LOWS

## BEST PERFORMANCES

37 Millsap vs. New York (1-29)	Points	46 Westbrook at Oklahoma City (12-19)
13 four times	FGM	18 Anthony vs. New York, 1-29
29 Millsap vs. New York (1-29)	FGA	27 Westbrook vs. Oklahoma City (12-5)
.846 (11-13), two times	FG%	.833 (10-12), Favors vs. Utah (2-6)
6 two times	3FGM	8 Irving vs. Cleveland (4-9)
10 two times	3FGA	15 Curry vs. Golden State (3-6)
12 Millsap at Portland (2-13)	FTM	16 Harden at Houston (2-2)
20 Howard vs. Sacramento (10-31)	FTA	21 Harden at Houston (2-2)
1,000 four times	FT%	1,000 five times
9 Howard two times	Offensive Rebounds	10 Whiteside at Miami (11-15)
18 Howard two times	Defensive Rebounds	15 two times
23 Howard two times	Rebounds	25 Whiteside at Miami (11-15)
15 Schröder vs. New York (1-29)	Assists	14 two times
5 three times	Steals	6 two times
10 Schröder at Washington (3-22)	TO	9 Cousins at Sacramento (2-10)
5 Millsap at Portland (2-13)	Blocked Shots	6 Turner at Indiana (4-12)

## HAWKS HIGH MARKS

HAWKS		OPPONENT
142 vs. New York (1-29)	Points	139 vs. New York (1-29)
52 vs. New York (1-29)	FGM	53 at Toronto (12-3)
119 vs. New York (1-29)	FGA	128 vs. New York (1-29)
.563 (36-64) vs. Dallas (3-1)	FG%	.613 (49-80) vs. Utah (2-6)
17 at Chicago (1-25)	3FGM	25 vs. Cleveland (3-3)
37 two times	3FGA	51 two times
37 at Portland (2-13)	FTM	28 at Washington (11-4)
48 at Portland (2-13)	FTA	35 two times
1,000 (8-8) at Cleveland (4-7)	FT%	1,000 (14-14) at Chicago (4-1)
26 vs. Brooklyn (3-26)	Offensive Rebounds	22 at Portland (2-13)
48 at Houston (2-2)	Defensive Rebounds	48 vs. New York (1-29)
64 vs. New York (1-29)	Rebounds	66 at Portland (2-13)
39 at Cleveland (4-7)	Assists	36 vs. Orlando (12-13)
17 vs. Houston (11-5)	Steals	18 at LA Clippers (2-15)
23 three times	TO	26 vs. Houston (11-5)
12 at Brooklyn (1-10)	Blocked Shots	11 three times
30 vs. Boston (4-6)	Personal Fouls	39 vs. New York (1-29)
55 at Cleveland (4-7)	Bench Points	65 at LA Lakers (11-27)

## MISCELLANEOUS NUMBERS, CONT.

## HAWKS RECORD BY MONTH

Oct/Nov	W	L	Pct.	Dec	W	L	Pct.	Jan	W	L	Pct.
Home	6	2	.750	Home	3	5	.375	Home	5	3	.625
Road	4	7	.364	Road	4	2	.667	Road	6	1	.857
Feb	W	L	Pct.	Mar	W	L	Pct.	Apr	W	L	Pct.
Home	2	2	.500	Home	4	6	.400	Home	3	0	1.000
Road	3	4	.429	Road	2	4	.333	Road	1	3	.250

## HAWKS SEASON SUPERLATIVES

Player	Starts	Games Scoring In					Double Figure Games			Times Leading Team In		
		10s	20s	30s	40s	50s	Pts	Rebs	Assts	Pts*	Rebs*	Assts*
Bazemore	64	33	7				40	1		5		6
Bembry	1	2					2				1	1
Calderon	2	2					2				1	1
Delaney	2	12					12					8
Dunleavy		2	2				4					
Hardaway Jr.	30	36	21	2			59			15	1	4
Howard	74	49	10	1			60	60		9	58	
Humphries	4	10					10	1			5	
Ilyasova	12	11	1				12	3		3	3	
Korver	21	15	1				16			1		1
Millsap	67	34	27	3			63	18	1	17	17	13
Muscala	3	20					20				1	3
Prince	10	10	1				11	1		1	2	1
Schröder	78	39	27	4			70		10	34		54
Scott		1					1					
Sefolosha	42	18	1				19			1	1	

\*Also includes times tied for team lead in points, rebounds and/or assists.

## MISCELLANEOUS NUMBERS, CONT.

## HAWKS W/L RECORD WHEN...

When FG% is:	<40%: 2-13	40-49.9%: 23-22	50-59.9%: 18-4	>60%: 0-0	
When OPP. FG% is:	<40%: 14-2	40-49.9%: 28-27	50-59.9%: 1-9	>60%: 0-1	
When Leading After:	1st Qtr.: 20-9	2nd Qtr.: 30- 5	3rd Qtr.: 34-7		
When Trailing After:	1st Qtr.: 16-27	2nd Qtr.: 13-33	3rd Qtr.: 8-31		
Tied After:	1st Qtr.: 7-3	2nd Qtr.: 0-1	3rd Qtr.: 1-1	4th Qtr.: 5-0	
When More Rebounds than Opponent:	30-14	When Outrebounded:	12-22	Equal Rebounds:	1-3
When Better FG% Than Opponent:	36-4	When opp. FG% Is Better:	7-34	W/L When FG% Is Same:	0-1
When Better FT% Than Opponent:	18-12	When opp. FT% Is Better:	23-26	W/L When FT% Is Same:	2-1
When More FTA Than Opponent:	27-30	When opp. FTA Is More:	10-8	W/L When FTA Are Same:	4-1
Hawks Record in Back to Back Games:		1st Game: 10-8	2nd Game: 11-7		

## OTHER MISCELLANEOUS NUMBERS

Most Hawks Points Scored at Half	72 vs. Denver (2-8)
Fewest Hawks Points Scored at Half	34 at Utah (11-25)
Most Hawks Points in Second Half	70 two times
Fewest Hawks Points in Second Half	34 at Utah (11-25)
Most Opponent Points Scored at Half	77 vs. Cleveland (3-3)
Fewest Opponent Points Scored at Half	35 two times
Most Opponent Points in Second Half	72 vs. LA Lakers (11-2)
Fewest Opponent Points in Second Half	32 vs. Charlotte (4-11)
Highest Hawks FG% at halftime	.719 (23-32) vs. Dallas (3-1)
Lowest Hawks FG% at halftime	.279 (12-43) at Utah (11-25)
Highest Opponent FG% at halftime	.652 (30-46) vs. Cleveland (3-3)
Lowest Opponent FG% at halftime	.245 (13-53) vs. Milwaukee (11-16)
Highest Hawks Second Half FG%	.641 (25-39) vs. Washington (10-27)
Lowest Hawks Second Half FG%	.310 (13-42) at Detroit (1-18)
Highest Opponent Second Half FG%	.718 (28-39) vs. Utah (2-6)
Lowest Opponent Second Half FG%	.297 (11-37) at Washington (11-4)
Most Hawks Points in Overtime	17 vs. New York (12-28)
Most Opponent Points in Overtime	14 vs. Cleveland (4-9)
Most 20-point or more scorers in a game	3 nine times
Most 10-point or more scorers in a game	8 vs. Chicago (11-9)

## HAWKS LOW MARKS

68	at Utah (11-25)
26	at Utah (11-25)
64	vs. Dallas (3-1)
.313	(26-83), at Utah (11-25)
4	two times
8	at Cleveland (4-7)
.400	(4-10), two times
3	three times
23	three times
30	vs. Utah (2-6)
11	at Utah (11-25)
1	two times
7	vs. Detroit (12-2)
1	five times
11	at Milwaukee (12-9)

## OPPONENTS LOW MARKS

72	at Philadelphia (10-29)
27	vs. Orlando (2-4)
75	vs. Sacramento (10-31)
.330	(29-88), vs. Charlotte (4-11)
8	vs. Detroit (12-2)
10	at Dallas (1-7)
.560	(14-25), at Portland (2-13)
3	at Cleveland (4-7)
20	at Toronto (12-16)
28	two times
13	three times
3	at Denver (12-23)
6	at Cleveland (11-8)
0	at Detroit (1-18)
10	at Cleveland (4-7)



Malcolm Delaney



# ATLANTA HAWKS

## MISCELLANEOUS NUMBERS, CONT.

### GAMES MISSED DUE TO INJURY / ILLNESS

Kent Bazemore .....	2	sore right knee
Malcolm Delaney .....	7	right knee bone bruise
Mike Dunleavy .....	2	back spasms
Tim Hardaway Jr. ....	10	right ankle synovitis
Dwight Howard .....	1	right ankle soreness
.....	2	right groin injury
.....	1	left quad contusion
.....	4	back tightness
Kyle Korver .....	1	illness
Paul Millsap .....	3	left hip
.....	10	left knee synovitis
Mike Muscala .....	6	left ankle sprain
Dennis Schröder .....	1	right mid-foot sprain
Mike Scott .....	18	sore left knee
Thabo Sefolosha .....	2	mild left knee sprain
.....	9	left groin
.....	8	right groin strain
Tiago Splitter .....	15	right hamstring strain
.....	41	right calf strain

Ersan Ilyasova



Hawks.com



/Hawks



@ATLHawks

16-17 SEASON REVIEW



RECORDS



**14** Dewayne  
DEDMON

## HAWKS YEARLY LEADERS

## GAMES PLAYED

1968-69	Lou Hudson, Joe Caldwell.....	81
1969-70	Joe Caldwell, Walt Hazzard, Bill Bridges.....	82
1970-71	Walt Hazzard, Walt Bellamy, Bill Bridges.....	82
1971-72	Walt Bellamy, Herm Gilliam.....	82
1972-73	Pete Maravich.....	79
1973-74	Walt Bellamy, John Brown.....	77
1974-75	Dean Meminger.....	80
1975-76	Lou Hudson, Tom Henderson.....	81
1976-77	Ken Charles.....	82
1977-78	Armond Hill, Ollie Johnson.....	82
1978-79	Armond Hill, Tom McMillen.....	82
1979-80	Steve Hawes, Wayne Rollins, Jack Givens.....	82
1980-81	Tom McMillen.....	79
1981-82	Rory Sparrow.....	82
1982-83	Dominique Wilkins.....	82
1983-84	Dominique Wilkins, Mike Glenn.....	81
1984-85	Kevin Willis.....	82
1985-86	Kevin Willis, Jon Koncak.....	82
1986-87	Jon Koncak, Cliff Levingston, Glenn Rivers.....	82
1987-88	Cliff Levingston, Randy Wittman, "Spud" Webb.....	82
1988-89	Reggie Theus, John Battle.....	82
1989-90	Anthony "Spud" Webb.....	82
1990-91	Moses Malone.....	82
1991-92	Stacey Augmon.....	82
1992-93	Duane Ferrell, Adam Keefe.....	82
1993-94	Stacey Augmon, Craig Ehlo, Jon Koncak, Andrew Lang, Ennis Whitley.....	82
1994-95	Andrew Lang.....	82
1995-96	Grant Long.....	82
1996-97	Christian Laettner.....	82
1997-98	Dikembe Mutombo.....	82
1998-99	Dikembe Mutombo.....	50
1999-00	Dikembe Mutombo, Alan Henderson.....	82
2000-01	Jason Terry.....	82
2001-02	N. Mohammed, H. Möttölä, J. Vaughn.....	82
2002-03	Alan Henderson.....	82
2003-04	Jason Terry.....	81
2004-05	Josh Childress.....	80
2005-06	Joe Johnson.....	82
2006-07	Shelden Williams.....	81
2007-08	Joe Johnson.....	82
2008-09	Maurice Evans, Flip Murray.....	80
2009-10	Al Horford, Josh Smith, Marvin Williams.....	81
2010-11	Zaza Pachulia.....	79
2011-12	Josh Smith, Jeff Teague.....	66
2012-13	Jeff Teague.....	80
2013-14	Mike Scott.....	80
2014-15	Dennis Schröder.....	77
2015-16	Al Horford.....	82
2016-17	Dennis Schröder.....	79

## MOST MINUTES

1968-69	Bill Bridges.....	2930
1969-70	Bill Bridges.....	3269
1970-71	Bill Bridges.....	3140
1971-72	Walt Bellamy.....	3187
1972-73	Pete Maravich.....	3089
1973-74	Pete Maravich.....	2903
1974-75	Tom VanArsdale.....	2570
1975-76	Tom Henderson.....	2900
1976-77	John Drew.....	2688
1977-78	Armond Hill.....	2530
1978-79	Dan Roundfield.....	2539
1979-80	Eddie Johnson.....	2622
1980-81	Eddie Johnson.....	2693
1981-82	Rory Sparrow.....	2610
1982-83	Dan Roundfield.....	2811
1983-84	Dominique Wilkins.....	2961
1984-85	Dominique Wilkins.....	3023
1985-86	Dominique Wilkins.....	3049
1986-87	Dominique Wilkins.....	2969
1987-88	Dominique Wilkins.....	2948
1988-89	Dominique Wilkins.....	2997
1989-90	Dominique Wilkins.....	2888
1990-91	Dominique Wilkins.....	3078

1991-92	Kevin Willis.....	2962
1992-93	Kevin Willis.....	2878
1993-94	Mookie Blaylock.....	2915
1994-95	Mookie Blaylock.....	3069
1995-96	Grant Long.....	3008
1996-97	Christian Laettner.....	3140
1997-98	Dikembe Mutombo.....	2917
1998-99	Dikembe Mutombo.....	1829
1999-00	Dikembe Mutombo.....	2984
2000-01	Jason Terry.....	3089
2001-02	Jason Terry.....	2967
2002-03	Shareef Abdur-Rahim.....	3087
2003-04	Jason Terry.....	3018
2004-05	Al Harrington.....	2550
2005-06	Joe Johnson.....	3340
2006-07	Josh Smith.....	2647
2007-08	Joe Johnson.....	3343
2008-09	Joe Johnson.....	3124
2009-10	Josh Smith.....	2886
2010-11	Al Horford.....	2704
2011-12	Jon Koncak, Cliff Levingston, Glenn Rivers.....	2329
2012-13	Al Horford.....	2756
2013-14	Jeff Teague.....	2542
2014-15	Kyle Korver.....	2418
2015-16	Paul Millsap.....	2647
2016-17	Dennis Schröder.....	2485

## MOST FIELD GOALS MADE

1968-69	Lou Hudson.....	716
1969-70	Lou Hudson.....	830
1970-71	Lou Hudson.....	829
1971-72	Lou Hudson.....	775
1972-73	Lou Hudson.....	816
1973-74	Pete Maravich.....	819
1974-75	Tom VanArsdale.....	544
1975-76	John Drew.....	586
1976-77	John Drew.....	689
1977-78	John Drew.....	593
1978-79	John Drew.....	650
1979-80	Eddie Johnson.....	590
1980-81	Eddie Johnson.....	573
1981-82	John Drew.....	465
1982-83	Dominique Wilkins.....	601
1983-84	Dominique Wilkins.....	684
1984-85	Dominique Wilkins.....	853
1985-86	Dominique Wilkins.....	888
1986-87	Dominique Wilkins.....	828
1987-88	Dominique Wilkins.....	909
1988-89	Dominique Wilkins.....	814
1989-90	Dominique Wilkins.....	810
1990-91	Dominique Wilkins.....	770
1991-92	Kevin Willis.....	591
1992-93	Dominique Wilkins.....	741
1993-94	Kevin Willis.....	627
1994-95	Mookie Blaylock.....	509
1995-96	Steve Smith.....	494
1996-97	Christian Laettner.....	548
1997-98	Steve Smith.....	489
1998-99	Mookie Blaylock.....	247
1999-00	Jim Jackson.....	507
2000-01	Jason Terry.....	596
2001-02	Shareef Abdur-Rahim.....	598
2002-03	Shareef Abdur-Rahim.....	566
2003-04	Stephen Jackson.....	536
2004-05	Al Harrington.....	453
2005-06	Joe Johnson.....	632
2006-07	Joe Johnson.....	536
2007-08	Joe Johnson.....	647
2008-09	Joe Johnson.....	620
2009-10	Joe Johnson.....	635
2010-11	Joe Johnson.....	514
2011-12	Josh Smith.....	504
2012-13	Al Horford.....	576
2013-14	Paul Millsap.....	483
2014-15	Al Horford.....	519
2015-16	Al Horford.....	529
2016-17	Dennis Schröder.....	548

## HAWKS YEARLY LEADERS, CONT.

## MOST FIELD GOALS ATTEMPTED

1968-69	Lou Hudson.....	1455
1969-70	Lou Hudson.....	1564
1970-71	Lou Hudson.....	1713
1971-72	Lou Hudson.....	1540
1972-73	Pete Maravich.....	1788
1973-74	Pete Maravich.....	1791
1974-75	Tom VanArsdale.....	1269
1975-76	Lou Hudson.....	1205
1976-77	John Drew.....	1416
1977-78	John Drew.....	1236
1978-79	John Drew.....	1375
1979-80	Eddie Johnson.....	1212
1980-81	Eddie Johnson.....	1136
1981-82	Eddie Johnson.....	1011
1982-83	Dominique Wilkins.....	1220
1983-84	Dominique Wilkins.....	1429
1984-85	Dominique Wilkins.....	1891
1985-86	Dominique Wilkins.....	1897
1986-87	Dominique Wilkins.....	1887
1987-88	Dominique Wilkins.....	1957
1988-89	Dominique Wilkins.....	1756
1989-90	Dominique Wilkins.....	1672
1990-91	Dominique Wilkins.....	1640
1991-92	Kevin Willis.....	1224
1992-93	Dominique Wilkins.....	1584
1993-94	Kevin Willis.....	1257
1994-95	Mookie Blaylock.....	1198
1995-96	Steve Smith.....	1143
1996-97	Mookie Blaylock.....	1159
1997-98	Steve Smith.....	1101
1998-99	Mookie Blaylock.....	651
1999-00	Jim Jackson.....	1235
2000-01	Jason Terry.....	1367
2001-02	Shareef Abdur-Rahim.....	1297
2002-03	Glenn Robinson.....	1248
2003-04	Stephen Jackson.....	1261
2004-05	Antoine Walker.....	1013
2005-06	Joe Johnson.....	1395
2006-07	Joe Johnson.....	1139
2007-08	Joe Johnson.....	1497
2008-09	Joe Johnson.....	1420
2009-10	Joe Johnson.....	1386
2010-11	Joe Johnson.....	1161
2011-12	Josh Smith.....	1101
2012-13	Josh Smith.....	1182
2013-14	Paul Millsap.....	1047
2014-15	Al Horford.....	965
2015-16	Paul Millsap.....	1066
2016-17	Dennis Schröder.....	1214

## FIELD GOAL PERCENTAGE

1968-69	Joe Caldwell.....	.507
1969-70	Lou Hudson.....	.531
1970-71	Walt Bellamy.....	.493
1971-72	Walt Bellamy.....	.545
1972-73	Bob Christian.....	.548
1973-74	Lou Hudson.....	.500
1974-75	Mike Sojourner.....	.488
1975-76	John Drew.....	.502
1976-77	Joe C. Meriweather.....	.526
1977-78	Tom McMillen.....	.493
1978-79	Wayne Rollins.....	.535
1979-80	Wayne Rollins.....	.558
1980-81	Dan Roundfield.....	.527
1981-82	Wayne Rollins.....	.584
1982-83	Mike Glenn.....	.518
1983-84	Mike Glenn.....	.563
1984-85	Mike Glenn.....	.588
1985-86	Cliff Levingston.....	.534
1986-87	Wayne Rollins.....	.546
1987-88	Cliff Levingston.....	.557
1988-89	Cliff Levingston.....	.528
1989-90	Kevin Willis.....	.519
1990-91	Kevin Willis.....	.504

1991-92	Duane Ferrell.....	524
1992-93	Kevin Willis.....	506
1993-94	Stacey Augmon.....	510
1994-95	Grant Long.....	479
1995-96	Stacey Augmon.....	491
1996-97	Dikembe Mutombo.....	527
1997-98	Dikembe Mutombo.....	537
1998-99	Dikembe Mutombo.....	512
1999-00	Dikembe Mutombo.....	562
2000-01	Dikembe Mutombo.....	477
2001-02	Shareef Abdur-Rahim/Nazr Mohammed.....	461
2002-03	Shareef Abdur-Rahim.....	478
2003-04	Shareef Abdur-Rahim.....	485
2004-05	Josh Childress.....	470
2005-06	Joe Johnson.....	453
2006-07	Joe Johnson.....	471
2007-08	Josh Childress.....	571
2008-09	Al Horford.....	525
2009-10	Al Horford.....	551
2010-11	Al Horford.....	557
2011-12	Jeff Teague.....	476
2012-13	Al Horford.....	543
2013-14	Mike Scott.....	479
2014-15	Al Horford.....	538
2015-16	Al Horford/Trabo Sefolosha.....	505
2016-17	Dwight Howard.....	633

## MOST 3-PT FIELD GOALS MADE

1979-80	Eddie Johnson.....	5
	James McElroy.....	5
1980-81	Eddie Johnson.....	6
1981-82	Eddie Johnson.....	7
1982-83	Eddie Johnson.....	14
	Wes Matthews.....	14
1983-84	Eddie Johnson.....	16
1984-85	Dominique Wilkins.....	25
1985-86	Dominique Wilkins.....	13
1986-87	Mike McGee.....	86
1987-88	Dominique Wilkins.....	38
1988-89	Glenn Rivers.....	43
1989-90	Dominique Wilkins.....	59
1990-91	Glenn Rivers.....	88
1991-92	Paul Graham.....	55
1992-93	Dominique Wilkins.....	120
1993-94	Mookie Blaylock.....	114
1994-95	Mookie Blaylock.....	199
1995-96	Mookie Blaylock.....	231
1996-97	Mookie Blaylock.....	221
1997-98	Steve Smith.....	97
1998-99	Mookie Blaylock.....	77
1999-00	Jim Jackson.....	117
2000-01	Jason Terry.....	124
2001-02	Jason Terry.....	172
2002-03	Jason Terry.....	160
2003-04	Jason Terry.....	146
2004-05	Antoine Walker.....	85
2005-06	Joe Johnson.....	128
2006-07	Joe Johnson.....	119
2007-08	Joe Johnson.....	169
2008-09	Mike Bibby.....	167
2009-10	Jamal Crawford.....	163
2010-11	Jamal Crawford.....	119
2011-12	Joe Johnson.....	125
2012-13	Kyle Korver.....	189
2013-14	Kyle Korver.....	185
2014-15	Kyle Korver.....	221
2015-16	Kyle Korver.....	158
2016-17	Tim Hardaway Jr.....	149



## HAWKS YEARLY LEADERS, CONT.

## MOST 3-PT FIELD GOALS ATTEMPTED

1979-80	Eddie Johnson	13
1980-81	Charlie Criss	21
1981-82	Eddie Johnson	30
1982-83	Wes Matthews	48
1983-84	Eddie Johnson	43
1984-85	Dominique Wilkins	81
1985-86	Dominique Wilkins	70
1986-87	Mike McGee	229
1987-88	Dominique Wilkins	129
1988-89	Glenn Rivers	124
1989-90	Dominique Wilkins	183
1990-91	Glenn Rivers	262
1991-92	Paul Graham	141
1992-93	Dominique Wilkins	316
1993-94	Mookie Blaylock	341
1994-95	Mookie Blaylock	555
1995-96	Mookie Blaylock	623
1996-97	Mookie Blaylock	604
1997-98	Mookie Blaylock	334
1998-99	Mookie Blaylock	251
1999-00	Jim Jackson	303
2000-01	Jason Terry	314
2001-02	Jason Terry	444
2002-03	Jason Terry	431
2003-04	Stephen Jackson	427
2004-05	Antoine Walker	268
2005-06	Joe Johnson	360
2006-07	Joe Johnson	312
2007-08	Joe Johnson	444
2008-09	Mike Bibby	428
2009-10	Jamal Crawford	427
2010-11	Jamal Crawford	349
2011-12	Joe Johnson	322
2012-13	Kyle Korver	414
2013-14	Kyle Korver	392
2014-15	Kyle Korver	449
2015-16	Kyle Korver	396
2016-17	Tim Hardaway Jr.	417

## 3-PT PERCENTAGE

MINIMUM 55 3FG MADE, 45 IN 2011-12		
1979-80	Eddie Johnson (5-13)	.385
1980-81	Eddie Johnson (6-20)	.300
1981-82	Mike Glenn (1-2)	.500
1982-83	Eddie Johnson (14-41)	.341
1983-84	Mike Glenn (1-2)	.500
1984-85	Glenn Rivers (15-36)	.417
1985-86	Scott Hastings (3-4)	.750
1986-87	Mike McGee	.376
1987-88	Cliff Levingston (1-2)	.500
1988-89	Glenn Rivers (43-124)	.347
1989-90	Dominique Wilkins	.322
1990-91	Dominique Wilkins	.341
1991-92	Paul Graham	.390
1992-93	Dominique Wilkins	.380
1993-94	Craig Ehlo	.348
1994-95	Mookie Blaylock	.359
1995-96	Mookie Blaylock/Craig Ehlo	.371
1996-97	Henry James	.420
1997-98	Eldridge Recasner	.419
1998-99	Steve Smith	.338
1999-00	Jim Jackson	.386
2000-01	Jason Terry	.395
2001-02	Jason Terry	.387
2002-03	Jason Terry	.371
2003-04	Jason Terry	.347
2004-05	Tony Delk	.356
2005-06	Tyrone Lue	.457
2006-07	Joe Johnson	.381
2007-08	Joe Johnson	.381
2008-09	Maurice Evans	.395
2009-10	Mike Bibby	.389
2010-11	Mike Bibby	.441
2011-12	Willie Green	.442

2012-13	Kyle Korver	457
2013-14	Kyle Korver	472
2014-15	Kyle Korver	492
2015-16	Jeff Teague	400
2016-17	Kyle Korver	409

## MOST FREE THROWS MADE

1968-69	Zelmo Beaty	370
1969-70	Joe Caldwell	379
1970-71	Pete Maravich	404
1971-72	Pete Maravich	355
1972-73	Pete Maravich	485
1973-74	Pete Maravich	469
1974-75	John Drew	388
1975-76	John Drew	488
1976-77	John Drew	412
1977-78	John Drew	437
1978-79	John Drew	493
1979-80	John Drew	489
1980-81	John Drew	454
1981-82	John Drew	364
1982-83	Dan Roundfield	337
1983-84	Dominique Wilkins	382
1984-85	Dominique Wilkins	486
1985-86	Dominique Wilkins	577
1986-87	Dominique Wilkins	607
1987-88	Dominique Wilkins	541
1988-89	Moses Malone	561
1989-90	Moses Malone	493
1990-91	Dominique Wilkins	476
1991-92	Dominique Wilkins	294
1992-93	Dominique Wilkins	519
1993-94	Stacey Augmon	333
1994-95	Steve Smith	295
1995-96	Christian Laettner	324
1996-97	Christian Laettner	359
1997-98	Steve Smith	389
1998-99	Dikembe Mutombo	195
1999-00	Dikembe Mutombo	298
2000-01	Jason Terry	303
2001-02	Shareef Abdur-Rahim	419
2002-03	Shareef Abdur-Rahim	455
2003-04	Shareef Abdur-Rahim	294
2004-05	Al Harrington	236
2005-06	Zaza Pachulia	297
2006-07	Zaza Pachulia	293
2007-08	Marvin Williams	336
2008-09	Joe Johnson	299
2009-10	Jamal Crawford	270
2010-11	Josh Smith	229
2011-12	Josh Smith	203
2012-13	Jeff Teague	199
2013-14	Jeff Teague	318
2014-15	Jeff Teague	275
2015-16	Paul Millsap	309
2016-17	Paul Millsap	311

## MOST FREE THROWS ATTEMPTED

1968-69	Zelmo Beaty	506
1969-70	Joe Caldwell	551
1970-71	Walt Bellamy	556
1971-72	Walt Bellamy	581
1972-73	Pete Maravich	606
1973-74	Pete Maravich	568
1974-75	John Drew	544
1975-76	John Drew	656
1976-77	John Drew	577
1977-78	John Drew	575
1978-79	John Drew	677
1979-80	John Drew	646
1980-81	John Drew	577
1981-82	John Drew	491

## HAWKS YEARLY LEADERS, CONT.

## MOST FREE THROWS ATTEMPTED (CONT.)

1982-83	Dan Roundfield	450
1983-84	Dominique Wilkins	496
1984-85	Dominique Wilkins	603
1985-86	Dominique Wilkins	705
1986-87	Dominique Wilkins	742
1987-88	Dominique Wilkins	655
1988-89	Moses Malone	711
1989-90	Moses Malone	631
1990-91	Dominique Wilkins	574
1991-92	Kevin Willis	363
1992-93	Dominique Wilkins	627
1993-94	Stacey Augmon	436
1994-95	Steve Smith	349
1995-96	Christian Laettner	396
1996-97	Christian Laettner	440
1997-98	Steve Smith	455
1998-99	Dikembe Mutombo	285
1999-00	Dikembe Mutombo	421
2000-01	Jason Terry	358
2001-02	Shareef Abdur-Rahim	523
2002-03	Shareef Abdur-Rahim	541
2003-04	Shareef Abdur-Rahim	334
2004-05	Al Harrington	351
2005-06	Zaza Pachulia	404
2006-07	Josh Smith	387
2007-08	Josh Smith	469
2008-09	Joe Johnson	362
2009-10	Josh Smith	422
2010-11	Josh Smith	316
2011-12	Josh Smith	322
2012-13	Josh Smith	321
2013-14	Paul Millsap	391
2014-15	Paul Millsap	337
2015-16	Paul Millsap	408
2016-17	Dwight Howard	424

## FREE THROW PERCENTAGE

## (MINIMUM 125 FT MADE, 101 IN 2011-12)

1968-69	Lou Hudson	.777
1969-70	Butch Beard	.828
1970-71	Len Chappell	.811
1971-72	Herm Gilliam	.838
1972-73	Lou Hudson	.825
1973-74	Lou Hudson	.836
1974-75	John Wetzel	.883
1975-76	Lou Hudson	.814
1976-77	Lou Hudson	.840
1977-78	Ollie Johnson	.854
1978-79	Tom McMillen	.891
1979-80	Armond Hill	.849
1980-81	Charlie Criss	.865
1981-82	Tom McMillen	.824
1982-83	Mike Glenn	.831
1983-84	Johnny Davis	.848
1984-85	Mike Glenn	.816
1985-86	Scott Hastings	.857
1986-87	Glenn Rivers	.828
1987-88	Wayne Rollins	.875
1988-89	Anthony "Spud" Webb	.867
1989-90	Anthony "Spud" Webb	.871
1990-91	Anthony "Spud" Webb	.868
1991-92	Kevin Willis	.804
1992-93	Dominique Wilkins	.828
1993-94	Duane Ferrell	.783
1994-95	Steve Smith	.845
1995-96	Steve Smith	.826
1996-97	Steve Smith	.847
1997-98	Christian Laettner	.864
1998-99	Steve Smith	.849
1999-00	Jim Jackson	.877
2000-01	Jason Terry	.846
2001-02	Jason Terry	.835
2002-03	Jason Terry	.887
2003-04	Shareef Abdur-Rahim	.880
2004-05	Tyrone Lue	.871

2005-06	Joe Johnson	.791
2006-07	Tyrone Lue	.883
2007-08	Joe Johnson	.834
2008-09	Joe Johnson	.826
2009-10	Jamal Crawford	.857
2010-11	Jamal Crawford	.854
2011-12	Joe Johnson	.849
2012-13	Jeff Teague	.881
2013-14	Lou Williams	.849
2014-15	Jeff Teague	.862
2015-16	Jeff Teague	.837
2016-17	Dennis Schröder	.855

## MOST DEFENSIVE REBOUNDS

1973-74	Jim Washington	528
1974-75	John Drew	479
1975-76	John Drew	374
1976-77	John Drew	395
1977-78	Steve Hawes	510
1978-79	Dan Roundfield	539
1979-80	Dan Roundfield	544
1980-81	Dan Roundfield	403
1981-82	Dan Roundfield	494
1982-83	Dan Roundfield	621
1983-84	Dan Roundfield	515
1984-85	Kevin Willis	345
1985-86	Kevin Willis	461
1986-87	Kevin Willis	528
1987-88	Wayne Rollins	317
1988-89	Moses Malone	570
1989-90	Moses Malone	448
1990-91	Dominique Wilkins	471
1991-92	Kevin Willis	840
1992-93	Kevin Willis	693
1993-94	Kevin Willis	628
1994-95	Grant Long	405
1995-96	Grant Long	540
1996-97	Dikembe Mutombo	661
1997-98	Dikembe Mutombo	656
1998-99	Dikembe Mutombo	418
1999-00	Dikembe Mutombo	853
2000-01	Dikembe Mutombo	505
2001-02	Shareef Abdur-Rahim	498
2002-03	Shareef Abdur-Rahim	502
2003-04	Shareef Abdur-Rahim	354
2004-05	Antoine Walker	371
2005-06	Al Harrington	391
2006-07	Josh Smith	456
2007-08	Al Horford	537
2008-09	Al Horford	479
2009-10	Al Horford	563
2010-11	Al Horford	536
2011-12	Josh Smith	496
2012-13	Al Horford	562
2013-14	Paul Millsap	473
2014-15	Paul Millsap	431
2015-16	Paul Millsap	534
2016-17	Dwight Howard	644

## HAWKS YEARLY LEADERS, CONT.

## MOST ASSISTS

1968-69	Joe Caldwell.....	320
1969-70	Walt Hazzard.....	561
1970-71	Walt Hazzard.....	514
1971-72	Pete Maravich.....	393
1972-73	Pete Maravich.....	546
1973-74	Pete Maravich.....	396
1974-75	Dean Meminger.....	397
1975-76	Tom Henderson.....	374
1976-77	Armond Hill.....	403
1977-78	Armond Hill.....	427
1978-79	Armond Hill.....	480
1979-80	Armond Hill.....	424
1980-81	Eddie Johnson.....	407
1981-82	Rory Sparrow.....	424
1982-83	Eddie Johnson.....	318
1983-84	Eddie Johnson.....	326
1984-85	Eddie Johnson.....	566
1985-86	Glenn Rivers.....	443
1986-87	Glenn Rivers.....	823
1987-88	Glenn Rivers.....	747
1988-89	Glenn Rivers.....	525
1989-90	Anthony "Spud" Webb.....	477
1990-91	Anthony "Spud" Webb.....	417
1991-92	Rumeal Robinson.....	446
1992-93	Mookie Blaylock.....	671
1993-94	Mookie Blaylock.....	789
1994-95	Mookie Blaylock.....	616
1995-96	Mookie Blaylock.....	478
1996-97	Mookie Blaylock.....	463
1997-98	Mookie Blaylock.....	469
1998-99	Mookie Blaylock.....	278
1999-00	Jason Terry.....	346
2000-01	Jason Terry.....	403
2001-02	Jason Terry.....	444
2002-03	Jason Terry.....	600
2003-04	Jason Terry.....	437
2004-05	Josh Childress.....	151
2005-06	Joe Johnson.....	536
2006-07	Joe Johnson.....	249
2007-08	Joe Johnson.....	474
2008-09	Joe Johnson.....	455
2009-10	Joe Johnson.....	369
2010-11	Joe Johnson.....	338
2011-12	Jeff Teague.....	321
2012-13	Jeff Teague.....	579
2013-14	Jeff Teague.....	528
2014-15	Jeff Teague.....	513
2015-16	Jeff Teague.....	470
2016-17	Dennis Schröder.....	499

## MOST REBOUNDS

1968-69	Bill Bridges.....	1132
1969-70	Bill Bridges.....	1181
1970-71	Bill Bridges.....	1233
1971-72	Walt Bellamy.....	1049
1972-73	Walt Bellamy.....	964
1973-74	Walt Bellamy.....	740
1974-75	John Drew.....	836
1975-76	John Drew.....	660
1976-77	John Drew.....	675
1977-78	Steve Hawes.....	690
1978-79	Dan Roundfield.....	865
1979-80	Dan Roundfield.....	837
1980-81	Dan Roundfield.....	634
1981-82	Dan Roundfield.....	721
1982-83	Dan Roundfield.....	880
1983-84	Dan Roundfield.....	721
1984-85	Cliff Levingston.....	566
1985-86	Kevin Willis.....	704
1986-87	Kevin Willis.....	849
1987-88	Kevin Willis.....	547
1988-89	Moses Malone.....	956

1989-90	Moses Malone.....	812
1990-91	Dominique Wilkins.....	732
1991-92	Kevin Willis.....	1258
1992-93	Kevin Willis.....	1028
1993-94	Kevin Willis.....	963
1994-95	Grant Long.....	595
1995-96	Grant Long.....	788
1996-97	Dikembe Mutombo.....	929
1997-98	Dikembe Mutombo.....	932
1998-99	Dikembe Mutombo.....	610
1999-00	Dikembe Mutombo.....	1157
2000-01	Dikembe Mutombo.....	693
2001-02	Shareef Abdur-Rahim.....	696
2002-03	Shareef Abdur-Rahim.....	677
2003-04	Stephen Jackson.....	370
2004-05	Josh Childress.....	482
2005-06	Zaza Pachulia.....	613
2006-07	Josh Smith.....	621
2007-08	Al Horford.....	785
2008-09	Al Horford.....	624
2009-10	Al Horford.....	799
2010-11	Al Horford.....	718
2011-12	Josh Smith.....	632
2012-13	Al Horford.....	757
2013-14	Paul Millsap.....	627
2014-15	Paul Millsap.....	570
2015-16	Paul Millsap.....	732
2016-17	Dwight Howard.....	940

## REBOUND AVERAGE

1968-69	Bill Bridges.....	14.2
1969-70	Bill Bridges.....	14.4
1970-71	Bill Bridges.....	15.0
1971-72	Walt Bellamy.....	12.8
1972-73	Walt Bellamy.....	13.2
1973-74	Jim Washington.....	10.1
1974-75	John Drew.....	10.7
1975-76	John Drew.....	8.6
1976-77	John Drew.....	9.1
1977-78	Steve Hawes.....	9.2
1978-79	Dan Roundfield.....	10.8
1979-80	Dan Roundfield.....	10.3
1980-81	Dan Roundfield.....	10.1
1981-82	Dan Roundfield.....	11.8
1982-83	Dan Roundfield.....	11.4
1983-84	Dan Roundfield.....	9.9
1984-85	Cliff Levingston.....	7.6
1985-86	Kevin Willis.....	8.6
1986-87	Kevin Willis.....	10.5
1987-88	Kevin Willis.....	7.3
1988-89	Moses Malone.....	11.8
1989-90	Moses Malone.....	10.0
1990-91	Dominique Wilkins.....	9.0
1991-92	Kevin Willis.....	15.5
1992-93	Kevin Willis.....	12.9
1993-94	Kevin Willis.....	12.0
1994-95	Grant Long.....	7.5
1995-96	Grant Long.....	9.6
1996-97	Dikembe Mutombo.....	11.6
1997-98	Dikembe Mutombo.....	11.4
1998-99	Dikembe Mutombo.....	12.2
1999-00	Dikembe Mutombo.....	14.1
2000-01	Dikembe Mutombo.....	14.1
2001-02	Shareef Abdur-Rahim.....	9.0
2002-03	Shareef Abdur-Rahim.....	8.4
2003-04	Stephen Jackson.....	4.6
2004-05	Josh Smith.....	6.2
2005-06	Zaza Pachulia.....	7.9
2006-07	Josh Smith.....	8.6
2007-08	Al Horford.....	9.7
2008-09	Zaza Pachulia.....	5.7
2009-10	Al Horford.....	9.9
2010-11	Al Horford.....	9.3
2011-12	Josh Smith.....	9.6
2012-13	Al Horford.....	10.2
2013-14	Paul Millsap.....	8.5
2014-15	Paul Millsap.....	7.8
2015-16	Paul Millsap.....	9.0
2016-17	Dwight Howard.....	12.7

## HAWKS YEARLY LEADERS, CONT.

## OFFENSIVE REBOUNDS

1973-74	Walt Bellamy.....	264
1974-75	John Drew.....	357
1975-76	John Drew.....	286
1976-77	John Drew.....	280
1977-78	John Drew.....	213
1978-79	Dan Roundfield.....	326
1979-80	Dan Roundfield.....	293
1980-81	Dan Roundfield.....	231
1981-82	Dan Roundfield.....	227
1982-83	Dan Roundfield.....	259
1983-84	Dominique Wilkins.....	254
1984-85	Cliff Levingston.....	230
1985-86	Dominique Wilkins.....	261
1986-87	Kevin Willis.....	321
1987-88	Kevin Willis.....	235
1988-89	Moses Malone.....	386
1989-90	Moses Malone.....	364
1990-91	Moses Malone.....	271
1991-92	Kevin Willis.....	418
1992-93	Kevin Willis.....	335
1993-94	Kevin Willis.....	335
1994-95	Grant Long.....	190
1995-96	Grant Long.....	248
1996-97	Dikembe Mutombo.....	268
1997-98	Dikembe Mutombo.....	276
1998-99	Dikembe Mutombo.....	192
1999-00	Dikembe Mutombo.....	304
2000-01	Dikembe Mutombo.....	188
2001-02	Nazr Mohammed.....	242
2002-03	Shareef Abdur-Rahim.....	175
2003-04	Shareef Abdur-Rahim.....	141
2004-05	Josh Childress.....	195
2005-06	Zaza Pachulia.....	264
2006-07	Zaza Pachulia.....	199
2007-08	Al Horford.....	248
2008-09	Zaza Pachulia.....	173
2009-10	Al Horford.....	236
2010-11	Al Horford.....	182
2011-12	Zaza Pachulia.....	154
2012-13	Al Horford.....	195
2013-14	Paul Millsap.....	154
2014-15	Paul Millsap.....	139
2015-16	Paul Millsap.....	198
2016-17	Dwight Howard.....	296

## MOST PERSONAL FOULS

1968-69	Bill Bridges.....	290
1969-70	Bill Bridges.....	292
1970-71	Bill Bridges.....	317
1971-72	Don Adams.....	259
1972-73	George Trapp.....	274
1973-74	Pete Maravich.....	261
1974-75	John Drew.....	274
1975-76	John Drew.....	261
1976-77	Joe C. Meriweather.....	324
1977-78	Wayne Rollins.....	326
1978-79	Dan Roundfield.....	358
1979-80	Wayne Rollins.....	322
1980-81	Steve Hawes.....	289
1981-82	Wayne Rollins.....	285
1982-83	Wayne Rollins.....	294
1983-84	Wayne Rollins.....	294
1984-85	Glenn Rivers.....	250
1985-86	Jon Koncak.....	296
1986-87	Kevin Willis.....	313
1987-88	Cliff Levingston.....	287
1988-89	Cliff Levingston.....	270
1989-90	Kevin Willis.....	259
1990-91	Jon Koncak.....	265
1991-92	Blair Rasmussen.....	233
1992-93	Jon Koncak, Kevin Willis.....	264
1993-94	Kevin Willis.....	250
1994-95	Andrew Lang.....	271

1995-96	Christian Laettner.....	276
1996-97	Christian Laettner.....	277
1997-98	Dikembe Mutombo.....	254
1998-99	Dikembe Mutombo.....	145
1999-00	Dikembe Mutombo.....	248
2000-01	Lorenzen Wright.....	232
2001-02	Nazr Mohammed.....	252
2002-03	Theo Ratliff.....	271
2003-04	Stephen Jackson.....	216
2004-05	Al Harrington.....	249
2005-06	Al Harrington.....	301
2006-07	Zaza Pachulia.....	267
2007-08	Josh Smith.....	269
2008-09	Zaza Pachulia.....	208
2009-10	Josh Smith.....	240
2010-11	Josh Smith.....	217
2011-12	Zaza Pachulia/Josh Smith.....	172
2012-13	Jeff Teague.....	181
2013-14	Paul Millsap.....	210
2014-15	Paul Millsap.....	201
2015-16	Paul Millsap.....	237
2016-17	Dwight Howard.....	203

## MOST DISQUALIFICATIONS

1968-69	Zelmo Beaty.....	7
1969-70	Bill Bridges.....	6
1970-71	Bill Bridges.....	7
1971-72	Don Adams.....	5
1972-73	George Trapp.....	11
1973-74	John Brown.....	10
1974-75	Mike Sojourner.....	10
1975-76	John Drew.....	11
1976-77	Joe C. Meriweather.....	21
1977-78	John Brown.....	18
1978-79	Wayne Rollins, John Drew.....	19
1979-80	Wayne Rollins.....	12
1980-81	Steve Hawes.....	13
1981-82	John Drew.....	6
1982-83	Wayne Rollins.....	10
1983-84	Wayne Rollins.....	9
1984-85	Glenn Rivers.....	7
1985-86	Jon Koncak.....	10
1986-87	Glenn Rivers.....	5
1987-88	Antoine Carr.....	7
1988-89	Glenn Rivers.....	6
1989-90	Koncak, Carr, Willis.....	4
1990-91	Duane Ferrell.....	3
1991-92	Paul Graham.....	3
1992-93	Jon Koncak.....	6
1993-94	Kevin Willis, Andrew Lang.....	2
1994-95	Andrew Lang.....	4
1995-96	Christian Laettner.....	7
1996-97	Christian Laettner.....	8
1997-98	Christian Laettner.....	6
1998-99	Dikembe Mutombo, Steve Smith.....	2
1999-00	Henderson, Mutombo, Rider, Wright.....	3
2000-01	Chris Crawford, Hanno Mottola.....	3
2001-02	Hanno Mottola.....	5
2002-03	Theo Ratliff.....	3
2003-04	Chris Crawford.....	4
2004-05	Tony Delk.....	3
2005-06	Zaza Pachulia.....	6
2006-07	Pachulia, Smith, Wright.....	4
2007-08	Josh Smith.....	6
2008-09	Evans, Pachulia, Smith.....	1
2009-10	Randolph Morris, Zaza Pachulia.....	2
2010-11	Kirk Hinrich.....	2
2011-12	Josh Smith.....	3
2012-13	Al Horford.....	2
2013-14	Paul Millsap.....	3
2014-15	DeMarre Carroll/Kyle Korver.....	1
2015-16	Bazemore/Millsap/Teague.....	2
2016-17	Kent Bazemore/Dwight Howard.....	2

## HAWKS YEARLY LEADERS, CONT.

## MOST STEALS

1973-74	Lou Hudson	160
1974-75	John Drew	119
1975-76	John Drew	138
1976-77	Ken Charles	141
1977-78	Armond Hill	151
1978-79	John Drew	128
1979-80	Eddie Johnson	120
1980-81	Eddie Johnson	126
1981-82	Eddie Johnson	102
1982-83	Dominique Wilkins	84
1983-84	Glenn Rivers	127
1984-85	Glenn Rivers	163
1985-86	Dominique Wilkins	138
1986-87	Glenn Rivers	171
1987-88	Glenn Rivers	140
1988-89	Glenn Rivers	181
1989-90	Dominique Wilkins	126
1990-91	Glenn Rivers	148
1991-92	Stacey Augmon	124
1992-93	Mookie Blaylock	203
1993-94	Mookie Blaylock	212
1994-95	Mookie Blaylock	200
1995-96	Mookie Blaylock	212
1996-97	Mookie Blaylock	212
1997-98	Mookie Blaylock	183
1998-99	Mookie Blaylock	99
1999-00	Jason Terry	90
2000-01	Jason Terry	104
2001-02	Jason Terry	144
2002-03	Jason Terry	126
2003-04	Stephen Jackson	142
2004-05	Al Harrington	85
2005-06	Joe Johnson	103
2006-07	Josh Smith	101
2007-08	Josh Smith	123
2008-09	Mike Bibby	98
2009-10	Josh Smith	130
2010-11	Josh Smith	99
2011-12	Jeff Teague	106
2012-13	Jeff Teague	117
2013-14	Paul Millsap	129
2014-15	Paul Millsap	130
2015-16	Paul Millsap	147
2016-17	Thabo Sefolosha	96

## MOST BLOCKED SHOTS

1973-74	Jim Washington	74
1974-75	Mike Sojourner	57
1975-76	Dwight Jones	61
1976-77	Joe C. Meriweather	82
1977-78	Wayne Rollins	218
1978-79	Wayne Rollins	254
1979-80	Wayne Rollins	244
1980-81	Dan Roundfield	119
1981-82	Wayne Rollins	224
1982-83	Wayne Rollins	343
1983-84	Wayne Rollins	277
1984-85	Wayne Rollins	167
1985-86	Wayne Rollins	167
1986-87	Wayne Rollins	140
1987-88	Wayne Rollins	132
1988-89	Moses Malone	100
1989-90	Moses Malone	84
1990-91	Dominique Wilkins	65
1991-92	Jon Koncak	67
1992-93	Jon Koncak	100
1993-94	Jon Koncak	125
1994-95	Andrew Lang	144
1995-96	Christian Laettner	71
1996-97	Dikembe Mutombo	264
1997-98	Dikembe Mutombo	277

1998-99	Dikembe Mutombo	147
1999-00	Dikembe Mutombo	269
2000-01	Dikembe Mutombo	137
2001-02	Shareef Abdur-Rahim	81
2002-03	Theo Ratliff	262
2003-04	Theo Ratliff	166
2004-05	Josh Smith	144
2005-06	Josh Smith	208
2006-07	Josh Smith	207
2007-08	Josh Smith	227
2008-09	Josh Smith	111
2009-10	Josh Smith	172
2010-11	Josh Smith	120
2011-12	Josh Smith	115
2012-13	Josh Smith	136
2013-14	Elton Brand	88
2014-15	Al Horford	98
2015-16	Paul Millsap	139
2016-17	Dwight Howard	92

## MOST POINTS

1968-69	Lou Hudson	1770
1969-70	Lou Hudson	2031
1970-71	Lou Hudson	2039
1971-72	Lou Hudson	1899
1972-73	Pete Maravich	2063
1973-74	Pete Maravich	2107
1974-75	John Drew	1442
1975-76	John Drew	1660
1976-77	John Drew	1790
1977-78	John Drew	1623
1978-79	John Drew	1795
1979-80	John Drew	1559
1980-81	John Drew	1454
1981-82	John Drew	1298
1982-83	Dan Roundfield	1464
1983-84	Dominique Wilkins	1750
1984-85	Dominique Wilkins	2217
1985-86	Dominique Wilkins	2366
1986-87	Dominique Wilkins	2294
1987-88	Dominique Wilkins	2397
1988-89	Dominique Wilkins	2099
1989-90	Dominique Wilkins	2138
1990-91	Dominique Wilkins	2101
1991-92	Kevin Willis	1480
1992-93	Dominique Wilkins	2121
1993-94	Kevin Willis	1531
1994-95	Mookie Blaylock	1373
1995-96	Steve Smith	1446
1996-97	Christian Laettner	1486
1997-98	Steve Smith	1464
1998-99	Steve Smith	672
1999-00	Jim Jackson	1317
2000-01	Jason Terry	1619
2001-02	Shareef Abdur-Rahim	1636
2002-03	Shareef Abdur-Rahim	1608
2003-04	Stephen Jackson	1450
2004-05	Josh Childress	807
2005-06	Joe Johnson	1653
2006-07	Joe Johnson	1426
2007-08	Joe Johnson	1779
2008-09	Joe Johnson	1688
2009-10	Joe Johnson	1619
2010-11	Joe Johnson	1312
2011-12	Josh Smith	1239
2012-13	Josh Smith	1327
2013-14	Paul Millsap	1328
2014-15	Paul Millsap	1218
2015-16	Paul Millsap	1385
2016-17	Dennis Schröder	1414

## HAWKS YEARLY LEADERS, CONT.

## SCORING AVERAGE

(MINIMUM 70 GAMES OR 1400 POINTS, 57 GAMES OR 1127 POINTS IN 2011-12)

1968-69	Lou Hudson	21.9
1969-70	Lou Hudson	25.4
1970-71	Lou Hudson	26.8
1971-72	Lou Hudson	24.7
1972-73	Lou Hudson	27.1
1973-74	Pete Maravich	27.7
1974-75	John Drew	18.5
1975-76	John Drew	21.6
1976-77	John Drew	24.2
1977-78	John Drew	23.2
1978-79	John Drew	22.7
1979-80	John Drew	19.5
1980-81	John Drew	21.7
1981-82	Dan Roundfield	18.6
1982-83	Dan Roundfield	19.0
1983-84	Dominique Wilkins	21.6
1984-85	Dominique Wilkins	27.4
1985-86	Dominique Wilkins	30.3
1986-87	Dominique Wilkins	29.0
1987-88	Dominique Wilkins	30.7
1988-89	Dominique Wilkins	26.2
1989-90	Dominique Wilkins	26.7
1990-91	Dominique Wilkins	25.9

1991-92	Kevin Willis	18.3
1992-93	Dominique Wilkins	29.9
1993-94	Kevin Willis	19.1
1994-95	Mookie Blaylock	17.2
1995-96	Steve Smith	18.1
1996-97	Steve Smith	20.1
1997-98	Steve Smith	20.1
1998-99	Steve Smith	18.7
1999-00	Jim Jackson	16.7
2000-01	Jason Terry	19.7
2001-02	Shareef Abdur-Rahim	21.2
2002-03	Glenn Robinson	20.8
2003-04	Stephen Jackson	18.1
2004-05	Josh Childress	10.1
2005-06	Joe Johnson	20.2
2006-07	Joe Johnson	25.0
2007-08	Joe Johnson	21.7
2008-09	Joe Johnson	21.4
2009-10	Joe Johnson	21.3
2010-11	Joe Johnson	18.2
2011-12	Joe Johnson/Josh Smith	18.8
2012-13	Josh Smith	17.5
2013-14	Paul Millsap	17.9
2014-15	Paul Millsap	16.7
2015-16	Paul Millsap	17.1
2016-17	Paul Millsap	18.1



DeAndre' Bembry



## HAWKS INDIVIDUAL RECORDS (\*) NBA Record

Category	Player	Opponent	Years/Date
<b>MOST POINTS</b>			
Career.....	23,292	Dominique Wilkins	1982-94
Season.....	2,397	Dominique Wilkins	1987-88
Game.....	57	Dominique Wilkins	12-10-86
		Dominique Wilkins	4-10-86
		Lou Hudson	11-10-69
		Bob Pettit	2-18-61
Half.....	36	Dominique Wilkins	2-16-88
Quarter.....	28	Dominique Wilkins	2-16-88
Overtime.....	13	Steve Smith	1-24-97
		Joe Caldwell	2-18-70

## HIGHEST SCORING AVERAGE

Career.....	26.4	Dominique Wilkins	1982-94
	26.4	Bob Pettit	1954-65
Season.....	30.7	Dominique Wilkins	1987-88

## MOST FIELD GOALS MADE

Career.....	8,752	Dominique Wilkins	1982-94
Season.....	909	Dominique Wilkins	1987-88
Game.....	25	Lou Hudson	11-10-69
		Bob Pettit	2-08-61
Half.....	15	Lou Hudson	11-10-69
		John Drew	12-20-78
Quarter.....	12	Cliff Hagan	2-04-58

## MOST FIELD GOALS ATTEMPTED

Career.....	18,743	Dominique Wilkins	1982-94
Season.....	1,957	Dominique Wilkins	1987-88
Game.....	43	Bob Pettit	12-06-61
Half.....	30	Bob Pettit	12-06-61
Quarter.....	19	Bob Pettit	12-06-61

## HIGHEST FIELD GOAL PERCENTAGE

Career.....	.553	Mike Glenn	1981-85
Season.....	.588	Mike Glenn	1984-85

## MOST 3-POINT FIELD GOALS MADE

Career.....	1,050	Mookie Blaylock	1992-99
Season.....	231	Mookie Blaylock	1995-96
Game.....	9	Steve Smith	3-14-97
Half.....	8	Kyle Korver	1-25-13
Quarter.....	7	Henry James	4-15-97
		Steve Smith	3-14-97

## MOST 3-POINT FIELD GOALS ATTEMPTED

Career.....	3,023	Mookie Blaylock	1992-99
Season.....	623	Mookie Blaylock	1995-96
Game.....	16	Mookie Blaylock	3-01-96
			vs. Cleveland
			vs. Houston
Half.....	11	Mookie Blaylock	3-13-95
Quarter.....	9	Henry James	3-01-96
			vs. New Jersey

## MOST FREE THROWS MADE

Career.....	6,182	Bob Pettit	1954-65
Season.....	607	Dominique Wilkins	1986-87
Game.....	23	Dominique Wilkins	12-08-92
Half.....	16	Pete Maravich	1-09-73
Quarter.....	14	Pete Maravich	11-28-73
			vs. Buffalo

## HAWKS INDIVIDUAL RECORDS, CONT. (\*) NBA Record

Category	Player	Opponent	Years/Date
<b>MOST FREE THROWS ATTEMPTED</b>			
Career.....	8,119	Bob Pettit	1954-65
Season.....	901	Bob Pettit	1961-62
Game.....	28	John Drew	4-05-77
Half.....	18	John Drew	2-09-78
		John Drew	4-05-77
Quarter.....	16	Pete Maravich	1-02-73

## CONSECUTIVE FREE THROWS MADE

Season.....	47	Tom McMillen	1978-79
Game.....	(*) 23	Dominique Wilkins	12-08-92
			vs. Chicago

## HIGHEST FREE THROW PERCENTAGE

Career.....	.887	Kyle Korver	2012-17
Season.....	.898	Kyle Korver	2014-15

## MOST REBOUNDS

Career.....	12,849	Bob Pettit	1954-65
Season.....	1,540	Bob Pettit	1960-61
	1,258	Kevin Willis	1991-92
Game.....	35	Bob Pettit	3-02-58
		Bob Pettit	vs. Cincinnati
Half.....	21	Bob Pettit	1-04-56
Quarter.....	15	Zelmo Beaty	3-02-58
			vs. Cincinnati
			vs. Boston

## MOST OFFENSIVE REBOUNDS

Career.....	2,615	Kevin Willis	1984-94, 2004-05
Season.....	418	Kevin Willis	1991-92
Game.....	16	Kevin Willis	2-19-92
	16	Walt Bellamy	12-11-73
Half.....	11	Kevin Willis	2-19-92
Quarter.....	7	Zaza Pachulia	2-23-13
			at Milwaukee

## MOST DEFENSIVE REBOUNDS

Career.....	4,717	Kevin Willis	1984-94, 2004-05
Season.....	853	Dikembe Mutombo	1999-00
Game.....	20	Dikembe Mutombo	1-06-01
	20	Kevin Willis	12-03-91
Half.....	15	Kevin Willis	2-03-92
Quarter.....	12	Kevin Willis	2-03-92
			vs. Orlando
			vs. Dallas
			vs. Seattle
			vs. Seattle

## HIGHEST REBOUNDING AVERAGE

Career.....	16.2	Bob Pettit	1954-65
Season.....	20.3	Bob Pettit	1960-61

## MOST ASSISTS

Career.....	3,866	Glenn Rivers	1983-91
Season.....	823	Glenn Rivers	1986-87
Game.....	23	Mookie Blaylock	3-06-93
Half.....	16	Glenn Rivers	3-08-88
Quarter.....	11	John McCarthy	3-08-60
			vs. Utah
			vs. Phoenix
			vs. Detroit

## HIGHEST ASSISTS AVERAGE

Career.....	7.3	Mookie Blaylock	1992-99
Season.....	10.0	Glenn Rivers	1986-87

## MOST STEALS

Career.....	1,321	Mookie Blaylock	1992-99
Season.....	212	Mookie Blaylock	1993-94, 1995-96, 1996-97
Game.....	10	Mookie Blaylock	4-14-98
Half.....	7	Mookie Blaylock	3-01-94
Quarter.....	6	Mookie Blaylock	3-01-94
			vs. Philadelphia
			vs. Minnesota
			vs. Minnesota

## HAWKS INDIVIDUAL RECORDS, CONT. (\*) NBA Record

Category	Player	Opponent	Years/Date
<b>MOST BLOCKED SHOTS</b>			
Career .....	2,283 Wayne Rollins		1977-88
Season .....	343 Wayne Rollins		1982-83
Game .....	12 Wayne Rollins	vs. Portland	2-21-79
Half .....	8 Josh Smith	vs. Philadelphia	2-04-08
Quarter .....	8 Wayne Rollins	vs. Cleveland	3-29-83
	6 Josh Smith	vs. Philadelphia	2-04-08
	6 Antoine Carr	vs. New York	3-11-88
	6 Wayne Rollins	vs. New Jersey	12-03-82

## MOST TURNOVERS

Career .....	2,286 Dominique Wilkins		1982-95
Season .....	267 Joe Johnson		2005-06
Game .....	(*) 14 John Drew	at New Jersey	3-01-78
Half .....	9 John Drew	at New Jersey	3-01-78
Quarter .....	6 Joe Johnson	at Philadelphia	3-22-06
	6 John Drew	at New Jersey	3-01-78

## MOST MINUTES PLAYED

Career .....	32,545 Dominique Wilkins		1982-94
Season .....	3,343 Joe Johnson		2007-08

## MOST GAMES PLAYED

Career .....	882 Dominique Wilkins		1982-95
Season .....	82	achieved 59 times	

## MOST PERSONAL FOULS

Career .....	2,924 Wayne Rollins		1977-88
Season .....	366 Bill Bridges		1967-68

## MOST DISQUALIFICATIONS

Game .....	(*) 8 Don Otten	Tri-Cities at Sheboygan	11-24-49
------------	-----------------	-------------------------	----------

## TEAM RECORDS (\*) NBA Record

Category	Opponent	Years/Date	Category	Opponent	Years/Date
<b>MOST POINTS</b>					
Season .....	9,646	1969-70			
Game .....	155 at San Diego	2-11-70			
	155 vs. New York	1-24-60			
Half .....	97 at San Diego	2-11-70			
Quarter .....	54 at San Diego	2-11-70			
Overtime .....	20 at Detroit	1-27-12			
	20 vs. Toronto	4-02-08			
Season .....	3,817	1969-70			
<b>MOST FIELD GOALS MADE</b>					
Game .....	65 vs. Detroit	12-06-60			
Half .....	40 at San Antonio	11-27-79			
Quarter .....	23 vs. Detroit	12-06-60			
Season .....	8,003	1972-73			
<b>MOST FIELD GOALS ATTEMPTED</b>					
Game .....	134 at Philadelphia	12-06-61			
Half .....	68 vs. Chicago	10-28-61			
Quarter .....	36 vs. New York	1-24-60			
<b>HIGHEST SCORING AVERAGE</b>					
Season .....	117.6	1969-70			
<b>HIGHEST FIELD GOAL PCT.</b>					
Season .....	.490	1985-86			
<b>MOST FREE THROWS MADE</b>					
Season .....	2,120	1970-71			
Game .....	49 vs. Detroit	3-07-59			
Half .....	31 vs. New York	12-14-57			
Quarter .....	(*) 26 at Milwaukee	3-03-91			
<b>MOST FREE THROWS ATTEMPTED</b>					
Season .....	2,975	1970-71			
Game .....	64 vs. Boston	2-15-70			
Half .....	40 at Phoenix	2-09-78			
Quarter .....	29 vs. Syracuse	12-21-57			
<b>HIGHEST FREE THROW PCT.</b>					
Season .....	.800	1988-89			

## TEAM RECORDS, CONT. (\*) NBA Record

Category	Opponent	Years/Date	Category	Opponent	Years/Date
<b>MOST 3-PT. FIELD GOALS MADE</b>					
Season .....	818	2014-15			
Game .....	20 vs. Sacramento	3-09-15			
Half .....	12 three times				
Quarter .....	9 at Cleveland	12-17-14			
<b>MOST 3-PT. FIELD GOALS ATTEMPTED</b>					
Season .....	2,326	2015-16			
Game .....	42 at Washington	3-23-16			
Half .....	23 vs. New York	1-05-16			
Quarter .....	14 two times				
<b>MOST REBOUNDS</b>					
Season .....	4,599	1968-69			
Game .....	102 vs. New York	12-14-57			
Half .....	55 vs. New York	12-14-57			
Quarter .....	35 vs. New York	12-14-57			
<b>MOST OFFENSIVE REBOUNDS**</b>					
Season .....	1,441	1974-75			
Game .....	36 at Buffalo	11-13-73			
Half .....	22 vs. New York	1-03-87			
Quarter .....	12 vs. Cleveland	2-04-79			
<b>MOST DEFENSIVE REBOUNDS**</b>					
Season .....	2,793	2016-17			
Game .....	49 vs. Utah	3-25-12			
	49 vs. Philadelphia	10-22-74			
Half .....	28 vs. Cleveland	2-29-80			
Quarter .....	16 at Chicago	1-10-75			
<b>MOST ASSISTS</b>					
Season .....	2,846	1980-81			
Game .....	47 vs. New York	1-24-60			
Half .....	34 at Washington	3-05-75			
Quarter .....	25 at San Diego	2-11-70			
<b>MOST PERSONAL FOULS</b>					
Season .....	1,916	1972-73			
<b>MOST DISQUALIFICATIONS</b>					
Season .....	80	1977-78			
Game .....	5 at Utah	2-19-86			
<b>MOST STEALS**</b>					
Season .....	916	1977-78			
Game .....	23 at Philadelphia	4-09-97			
Half .....	14 at Philadelphia	4-09-97			
	14 at Philadelphia	1-19-77			
Quarter .....	8 vs. Indiana	3-06-92			
<b>MOST BLOCKED SHOTS**</b>					
Season .....	665	1982-83			
Game .....	19 vs. Chicago	11-23-82			
Half .....	12 vs. New York	3-11-88			
Quarter .....	9 vs. New York	3-11-88			
<b>MOST TURNOVERS**</b>					
Season .....	1,523	1978-79			
Game .....	40 vs. Chicago	10-23-68			
Half .....	20 vs. Detroit	1-04-78			
Quarter .....	13 at New Orleans	11-29-03			
<b>FEWEST POINTS</b>					
Season .....	4,315	1998-99			
Game .....	57 Milwaukee vs. Boston				
	at Providence, R.I.	2-27-55			
	ATL-era 58				
First Half .....	20 at Chicago	1-14-13			
Second Half .....	25 vs. New Orleans	1-21-11			
	25 vs. Orlando	11-26-09			
	25 vs. Cleveland	11-09-04			
First Quarter .....	7 at L.A. Lakers	1-09-04			
Second Quarter .....	5 at Chicago	1-14-13			
Third Quarter .....	8 at Chicago	2-20-07			
	8 vs. Minnesota	12-06-07			
Fourth Quarter .....	8 at Cleveland	1-05-05			
	8 at Golden State	11-05-03			
	8 vs. Minnesota	3-01-94			
Overtime .....	0 vs. Miami (3rd OT)	1-05-12			
<b>LOWEST SCORING AVERAGE</b>					
Season .....	86.3	1998-99			
<b>FEWEST FIELD GOALS MADE</b>					
Season .....	1,539	1998-99			
Game .....	20 at Cleveland	4-10-99			
<b>FEWEST FIELD GOALS ATTEMPTED</b>					
Season .....	3,760	1998-99			
Game .....	57 vs. Cleveland	3-04-97			
<b>LOWEST FIELD GOAL PERCENTAGE</b>					
Season .....	.409	1998-99			
<b>FEWEST FREE THROWS MADE</b>					
Season .....	1,025	2011-12			
Game .....	2 at Cleveland	1-09-13			
<b>FEWEST FREE THROWS ATTEMPTED</b>					
Season .....	1,385	2011-12			
Game .....	5 at Cleveland	1-09-13			
	5 at LA Clippers	2-26-00			
<b>LOWEST FREE THROW PERCENTAGE</b>					
Season .....	.686	1951-52, 1952-53			
<b>FEWEST REBOUNDS</b>					
Season .....	2,175	1998-99			
Game .....	21 at Milwaukee	3-06-00			

\*\*Statistics in these areas were not kept prior to 1973-74. For the top team season highs and lows in every category, see pg. 102.

## TEAM RECORDS, CONT. (\*) NBA Record

Category	Opponent	Years/Date
<b>FEWEST OFFENSIVE REBOUNDS**</b>		
Season .....	652	2011-12

<b>FEWEST DEFENSIVE REBOUNDS**</b>		
Season .....	1,499	1998-99

<b>FEWEST ASSISTS</b>		
Season .....	782	1998-99
Game.....	5	vs. New York 4-28-99

<b>FEWEST PERSONAL FOULS</b>		
Season .....	987	1998-99

## ALL-TIME CAREER LEADERS \*all St. Louis years @ years spent in St. Louis/Atlanta

## GAMES PLAYED

Dominique Wilkins .....	882	1982-94
Wayne Rollins .....	814	1977-88
* Bob Pettit .....	792	1954-65
Kevin Willis .....	753	1984-94, 04-05
* Cliff Hagan .....	745	1956-66
@ Lou Hudson .....	730	1968-77
Jon Koncak .....	717	1985-95
@ Bill Bridges .....	683	1962-71
Josh Smith .....	676	2004-13
Eddie Johnson .....	619	1977-86

## MINUTES PLAYED

Dominique Wilkins .....	32,545	1982-94
* Bob Pettit .....	30,590	1954-65
@ Lou Hudson .....	25,825	1968-77
@ Bill Bridges .....	23,574	1962-71
Josh Smith .....	23,078	2004-13
Kevin Willis .....	22,588	1984-94, 04-05
* Cliff Hagan .....	21,731	1956-66
Wayne Rollins .....	20,763	1977-88
Joe Johnson .....	19,733	2005-12
* Lenny Wilkens .....	19,552	1960-68

## AVERAGE MINUTES (MIN. 100 GMS)

* Mel Hutchins .....	40.2	1951-53
Joe Johnson .....	38.8	2005-12
* Bob Pettit .....	38.8	1954-65
Shareef Abdur-Rahim .....	38.0	2001-04
Al Harrington .....	37.5	2004-06
Pete Maravich .....	37.2	1970-74
Mookie Blaylock .....	37.1	1992-99
Dominique Wilkins .....	36.9	1982-94
Steve Smith .....	36.7	1994-99
Dikembe Mutombo .....	36.2	1996-01

## TOTAL POINTS

Dominique Wilkins .....	23,292	1982-94
* Bob Pettit .....	20,880	1954-65
@ Lou Hudson .....	16,049	1968-77

Category	Opponent	Years/Date
<b>FEWEST DISQUALIFICATIONS</b>		
Season .....	2	2014-15

<b>FEWEST STEALS**</b>		
Season .....	346	1998-99
Game.....	0	at Milwaukee 3-02-03
		at Charlotte 12-21-96

<b>FEWEST BLOCKED SHOTS**</b>		
Season .....	33	1973-74
Game.....	0	many times, most recently: at Detroit (3-31-15)

\*\*Statistics in these areas were not kept prior to 1973-74. For the top three team season highs and lows in every category, see pg. 102.

## TOTAL POINTS (cont.)

* Cliff Hagan .....	13,447	1956-66
John Drew .....	12,621	1974-82
Joe Johnson .....	10,606	2005-12
Kevin Willis .....	10,582	1984-94, 04-05
Josh Smith .....	10,371	2004-13
Eddie Johnson .....	9,631	1977-86
@ Zelmo Beaty .....	8,727	1962-69

## SCORING AVERAGE (MIN. 100 GMS)

Dominique Wilkins .....	26.4	1982-94
* Bob Pettit .....	26.4	1954-65
Pete Maravich .....	24.3	1970-74
@ Lou Hudson .....	22.0	1968-77
John Drew .....	21.2	1974-82
Joe Johnson .....	20.9	2005-12
Shareef Abdur-Rahim .....	20.4	2001-04
* Clyde Lovellette .....	19.3	1958-62
Steve Smith .....	18.6	1994-99
Al Harrington .....	18.1	2004-06

## FIELD GOALS MADE

Dominique Wilkins .....	8,752	1982-94
* Bob Pettit .....	7,349	1954-65
@ Lou Hudson .....	6,570	1968-77
* Cliff Hagan .....	5,239	1956-66
John Drew .....	4,545	1974-82
Kevin Willis .....	4,382	1984-94, 04-05
Josh Smith .....	4,030	2004-13
Joe Johnson .....	4,007	2005-12
Eddie Johnson .....	3,801	1977-86
Al Horford .....	3,544	2007-00

## FIELD GOALS ATTEMPTED

Dominique Wilkins .....	18,743	1982-94
* Bob Pettit .....	16,872	1954-65
@ Lou Hudson .....	13,501	1968-77
* Cliff Hagan .....	11,630	1956-66
John Drew .....	9,660	1974-82
Joe Johnson .....	8,929	2005-12
Kevin Willis .....	8,707	1984-94, 04-05
Josh Smith .....	8,674	2004-13
Eddie Johnson .....	7,957	1977-86
@ Bill Bridges .....	7,490	1962-71

## ALL-TIME CAREER LEADERS \*all St. Louis years @ years spent in St. Louis/Atlanta

## FIELD GOAL PCT. (Minimum 500 FGM)

Mike Glenn .....	553	1981-85
Al Horford .....	535	2007-16
Dikembe Mutombo .....	529	1996-01
Wayne Rollins .....	529	1977-88
Cliff Livingston .....	528	1984-90
Josh Childress .....	522	2004-08
* Dike Eddelman .....	518	1949-52
Antoine Carr .....	516	1984-90
Walt Bellamy .....	508	1969-74
Randy Wittman .....	507	1983-88

## MOST 3-PT. FIELD GOALS MADE

Mookie Blaylock .....	1,050	1992-99
Joe Johnson .....	908	2005-12
Kyle Korver .....	818	2012-17
Jason Terry .....	648	1999-04
Steve Smith .....	549	1994-99
Dominique Wilkins .....	500	1982-94
Mike Bibby .....	475	2008-11
Jeff Teague .....	420	2009-00
Paul Millsap .....	302	2013-00
Jamal Crawford .....	282	2009-11

## MOST 3-PT. FIELD GOALS ATTEMPTED

Mookie Blaylock .....	3,023	1992-99
Joe Johnson .....	2,502	2005-12
Kyle Korver .....	1,811	2012-17
Jason Terry .....	1,767	1999-04
Steve Smith .....	1,630	1994-99
Dominique Wilkins .....	1,587	1982-94
Mike Bibby .....	1,195	2008-11
Jeff Teague .....	1,184	2009-00
Josh Smith .....	942	2004-13
Paul Millsap .....	901	2013-00

## MOST FREE THROWS MADE

* Bob Pettit .....	6,182	1954-65
Dominique Wilkins .....	5,288	1982-94
John Drew .....	3,527	1974-82
* Cliff Hagan .....	2,969	1956-66
@ Lou Hudson .....	2,909	1968-77
* Lenny Wilkens .....	2,633	1960-68
* Zelmo Beaty .....	2,207	1962-69
@ Bill Bridges .....	2,147	1962-71
Josh Smith .....	2,044	2004-13
Glenn Rivers .....	2,008	1983-91

## MOST FREE THROWS ATTEMPTED

* Bob Pettit .....	8,119	1954-65
Dominique Wilkins .....	6,506	1982-94
John Drew .....	4,743	1974-82
* Cliff Hagan .....	3,722	1956-66
@ Lou Hudson .....	3,659	1968-77
* Lenny Wilkens .....	3,478	1960-68
Josh Smith .....	3,125	2004-13
@ Bill Bridges .....	3,099	1962-71
@ Zelmo Beaty .....	2,952	1962-69
Kevin Willis .....	2,570	1984-94, 2004-05

## HIGHEST FREE THROW PCT

(Minimum 200 FTM)		
Kyle Korver .....	887	2012-17
Salim Stoudamire .....	882	2005-08
Glenn Robinson .....	876	2002-03
Jim Jackson .....	872	1999-00
Tyronn Lue .....	870	2004-08
Lou Williams .....	857	2012-14
Jamal Crawford .....	856	2009-11
Reggie Theus .....	851	1988-89
Jason Terry .....	845	1999-04
Steve Smith .....	844	1994-99

## TOTAL REBOUNDS

* Bob Pettit .....	12,849	1954-65
@ Bill Bridges .....	8,656	1962-71
Kevin Willis .....	7,332	1984-94, 2004-05
Dominique Wilkins .....	6,119	1982-94
Wayne Rollins .....	5,994	1977-88
@ Zelmo Beaty .....	5,622	1962-69
Josh Smith .....	5,407	2004-13
Al Horford .....	5,144	2007-16
* Cliff Hagan .....	5,116	1956-66
Dan Roundfield .....	4,658	1978-84

## MOST OFFENSIVE REBOUNDS

Kevin Willis .....	2,615	1984-94, 2004-05
Dominique Wilkins .....	2,531	1982-94
Wayne Rollins .....	1,902	1977-88
John Drew .....	1,878	1974-82
Dan Roundfield .....	1,542	1978-84
Josh Smith .....	1,409	2004-13
Al Horford .....	1,377	2007-16
Zaza Pachulia .....	1,247	2005-13
Dikembe Mutombo .....	1,228	1996-01
Cliff Livingston .....	1,177	1984-90

## MOST DEFENSIVE REBOUNDS

Kevin Willis .....	4,717	1984-94, 2004-05
Wayne Rollins .....	4,092	1977-88
Josh Smith .....	3,998	2004-13
Al Horford .....	3,767	2007-16
Dominique Wilkins .....	3,588	1982-94
Dan Roundfield .....	3,116	1978-84
Dikembe Mutombo .....	3,093	1996-01
Jon Koncak .....	2,583	1985-95
John Drew .....	2,555	1974-82
Steve Hawes .....	2,244	1976-83

## REBOUNDING AVERAGE (Minimum 100 games)

* Bob Pettit .....	16.2	1954-65
@ Bill Bridges .....	12.7	1962-71
Dikembe Mutombo .....	12.6	1996-01
Walt Bellamy .....	12.2	1969-74
* Mel Hutchins .....	11.6	1951-53
@ Zelmo Beaty .....	11.2	1962-69
Dan Roundfield .....	10.7	1978-84
Moses Malone .....	10.0	1988-91
Kevin Willis .....	9.7	1984-94, 2004-05
* Clyde Lovellette .....	9.6	1958-62

## MOST ASSISTS

Glenn Rivers .....	3,866	1983-91
Mookie Blaylock .....	3,764	1992-99
Eddie Johnson .....	3,207	1977-86
* Lenny Wilkens .....	3,049	1960-68
Jeff Teague .....	2,671	2009-16
Joe Johnson .....	2,653	2005-12
* Bob Pettit .....	2,369	1954-65
Dominique Wilkins .....	2,321	1982-94
* Cliff Hagan .....	2,242	1956-66
Jason Terry .....	2,230	1999-04



## ALL-TIME CAREER LEADERS, CONT. \*all St. Louis years @ years spent in St. Louis/Atlanta

## MOST STEALS

Mookie Blaylock.....	1,321	1992-99
Dominique Wilkins.....	1,245	1982-94
Glenn Rivers.....	1,166	1983-91
John Drew.....	859	1974-82
Josh Smith.....	857	2004-13
Eddie Johnson.....	741	1977-86
Jeff Teague.....	613	2009-16
Jason Terry.....	588	1999-04
Kevin Willis.....	581	1984-94, 2004-05
Stacey Augmon.....	570	1991-96

## MOST BLOCKED SHOTS

Wayne Rollins.....	2,283	1977-88
Josh Smith.....	1,440	2004-13
Dikembe Mutombo.....	1,094	1996-01
Jon Koncak.....	747	1985-95
Dan Roundfield.....	716	1978-84
Al Horford.....	697	2007-16
Dominique Wilkins.....	588	1982-94
Theo Ratliff.....	436	2001-04
Kevin Willis.....	425	1984-94, 2004-05
Cliff Levingston.....	371	1984-90

## ALL-TIME SEASON LEADERS \* St. Louis Hawks players

## GAMES PLAYED

* Zelmo Beaty.....	82	1967-68
Bill Bridges.....	82	1969-70
Joe Caldwell.....	82	1969-70
Walt Hazzard.....	82	1969-70
Jim Davis.....	82	1969-70
Walt Hazzard.....	82	1970-71
Walt Bellamy.....	82	1970-71
Bill Bridges.....	82	1970-71
Walt Bellamy.....	82	1971-72
Herm Gilliam.....	82	1971-72
Ken Charles.....	82	1976-77
Armond Hill.....	82	1977-78
Ollie Johnson.....	82	1977-78
Armond Hill.....	82	1978-79
Tom McMillen.....	82	1978-79
Steve Hawes.....	82	1979-80
Wayne Rollins.....	82	1979-80
Jack Givens.....	82	1979-80
Rory Sparrow.....	82	1981-82
Dominique Wilkins.....	82	1982-83
Kevin Willis.....	82	1984-85
Kevin Willis.....	82	1985-86
Jon Koncak.....	82	1985-86
Jon Koncak.....	82	1986-87
Cliff Levingston.....	82	1986-87
Glenn Rivers.....	82	1986-87
Cliff Levingston.....	82	1987-88
Anthony Webb.....	82	1987-88
Randy Wittman.....	82	1987-88
John Battle.....	82	1988-89
Reggie Theus.....	82	1988-89
Anthony Webb.....	82	1989-90
Moses Malone.....	82	1990-91
Stacey Augmon.....	82	1991-92
Duane Ferrell.....	82	1992-93
Adam Keefe.....	82	1992-93
Stacey Augmon.....	82	1993-94
Craig Ehlo.....	82	1993-94
Jon Koncak.....	82	1993-94
Andrew Lang.....	82	1993-94

## MOST PERSONAL FOULS

Wayne Rollins.....	2,924	1977-88
@ Bill Bridges.....	2,575	1962-71
* Cliff Hagan.....	2,547	1956-66
* Bob Pettit.....	2,526	1954-65
Kevin Willis.....	2,364	1984-94, 2004-05
Jon Koncak.....	2,248	1985-95
John Drew.....	2,216	1974-82
@ Lou Hudson.....	2,110	1968-77
@ Zelmo Beaty.....	2,002	1962-69
Josh Smith.....	1,915	2004-13

## MOST DISQUALIFICATIONS

Wayne Rollins.....	88	1977-88
John Drew.....	76	1974-82
* Charles Share.....	74	1953-60
@ Zelmo Beaty.....	65	1962-69
@ Bill Bridges.....	61	1962-71
John Brown.....	49	1973-80
Armond Hill.....	39	1976-84
* Lenny Wilkens.....	38	1960-68
Jon Koncak.....	37	1985-95
Dan Roundfield.....	36	1978-84

## GAMES PLAYED (cont.)

Ennis Whitley.....	82	1993-94
Andrew Lang.....	82	1994-95
Grant Long.....	82	1995-96
Christian Laettner.....	82	1996-97
Dikembe Mutombo.....	82	1997-98
Alan Henderson.....	82	1999-00
Dikembe Mutombo.....	82	1999-00
Jason Terry.....	82	2000-01
Nazr Mohammed.....	82	2001-02
Hanno Möttölä.....	82	2001-02
Jacque Vaughn.....	82	2001-02
Alan Henderson.....	82	2002-03
Joe Johnson.....	82	2005-06
Joe Johnson.....	82	2007-08
Al Horford.....	82	2015-16

## MOST MINUTES PLAYED

Joe Johnson.....	3,343	2007-08
Joe Johnson.....	3,340	2005-06
*Bob Pettit.....	3,296	1963-64
*Bob Pettit.....	3,282	1961-62
Bill Bridges.....	3,269	1969-70
*Bill Bridges.....	3,197	1967-68
Walt Bellamy.....	3,187	1971-72
Lenny Wilkens.....	3,169	1967-68
Bill Bridges.....	3,140	1970-71
Christian Laettner.....	3,140	1996-97

## ALL-TIME SEASON LEADERS, CONT. \* St. Louis Hawks players

## TOTAL POINTS

* Bob Pettit.....	2,429	1961-62
Dominique Wilkins.....	2,397	1987-88
Dominique Wilkins.....	2,366	1985-86
Dominique Wilkins.....	2,294	1986-87
* Bob Pettit.....	2,241	1962-63
Dominique Wilkins.....	2,217	1984-85
* Bob Pettit.....	2,190	1963-64
Dominique Wilkins.....	2,138	1989-90
Dominique Wilkins.....	2,121	1992-93
* Bob Pettit.....	2,120	1960-61

## SCORING AVERAGE

* Bob Pettit.....	31.1	1961-62
Dominique Wilkins.....	30.7	1987-88
Dominique Wilkins.....	30.3	1985-86
Dominique Wilkins.....	29.9	1992-93
* Bob Pettit.....	29.2	1958-59
Dominique Wilkins.....	29.0	1986-87
* Bob Pettit.....	28.4	1962-63
Dominique Wilkins.....	28.1	1991-92
* Bob Pettit.....	27.9	1960-61
Pete Maravich.....	27.7	1973-74

## MOST FIELD GOALS MADE

Dominique Wilkins.....	909	1987-88
Dominique Wilkins.....	888	1985-86
* Bob Pettit.....	867	1961-62
Dominique Wilkins.....	853	1984-85
Lou Hudson.....	830	1969-70
Lou Hudson.....	829	1970-71
Dominique Wilkins.....	828	1986-87
Pete Maravich.....	819	1973-74
Lou Hudson.....	816	1972-73
Dominique Wilkins.....	814	1988-89

## MOST FIELD GOALS ATTEMPTED

Dominique Wilkins.....	1,957	1987-88
* Bob Pettit.....	1,928	1961-62
Dominique Wilkins.....	1,897	1985-86
Dominique Wilkins.....	1,891	1984-85
Pete Maravich.....	1,791	1973-74
Pete Maravich.....	1,788	1972-73
Dominique Wilkins.....	1,787	1986-87
Dominique Wilkins.....	1,756	1988-89
* Bob Pettit.....	1,746	1962-63
* Bob Pettit.....	1,720	1960-61
Lou Hudson.....	1,713	1970-71

## HIGHEST FG PERCENTAGE (Minimum 200 FGM)

Dwight Howard.....	.633	2016-17
Mike Glenn.....	.588	1984-85
Wayne Rollins.....	.584	1981-82
Josh Childress.....	.571	2007-08
Al Horford.....	.567	2013-14
Mike Glenn.....	.563	1983-84
Dikembe Mutombo.....	.562	1999-00
Wayne Rollins.....	.558	1979-80
Al Horford.....	.557	2010-11
Cliff Levingston.....	.557	1987-88

## MOST 3-PT. FIELD GOALS MADE

Mookie Blaylock.....	231	1995-96
Kyle Korver.....	221	2014-15
Mookie Blaylock.....	221	1996-97
Mookie Blaylock.....	199	1994-95
Kyle Korver.....	189	2012-13
Kyle Korver.....	185	2013-14
Jason Terry.....	172	2001-02
Joe Johnson.....	169	2007-08
Mike Bibby.....	167	2008-09
Jamal Crawford.....	163	2009-10

## MOST 3-PT. FIELD GOALS ATTEMPTED

Mookie Blaylock.....	623	1995-96
Mookie Blaylock.....	604	1996-97
Mookie Blaylock.....	555	1994-95
Kyle Korver.....	449	2014-15
Joe Johnson.....	444	2007-08
Jason Terry.....	444	2001-02
Jason Terry.....	431	2002-03
Mike Bibby.....	428	2008-09
Jamal Crawford.....	427	2009-10
Stephen Jackson.....	427	2003-04

## MOST FREE THROWS MADE

* Bob Pettit.....	695	1961-62
* Bob Pettit.....	685	1962-63
* Bob Pettit.....	667	1958-59
* Bob Pettit.....	608	1963-64
Dominique Wilkins.....	607	1986-87
* Bob Pettit.....	582	1960-61
Dominique Wilkins.....	577	1985-86
Moses Malone.....	561	1988-89
* Bob Pettit.....	557	1957-58
* Bob Pettit.....	557	1955-56

## ALL-TIME SEASON LEADERS, CONT. \* St. Louis Hawks players

## MOST FREE THROWS ATTEMPTED

* Bob Pettit	901	1961-62
* Bob Pettit	885	1962-63
* Bob Pettit	879	1958-59
* Bob Pettit	804	1960-61
* Bob Pettit	771	1963-64
* Bob Pettit	757	1955-56
* Bob Pettit	744	1957-58
Dominique Wilkins	742	1986-87
* Bob Pettit	722	1959-60
Moses Malone	711	1988-89
Lenny Wilkens	711	1967-68

## HIGHEST FREE THROW PCT. (Minimum 100 FTM)

Kyle Korver	898	2014-15
Tom McMillen	891	1978-79
Jason Terry	887	2002-03
Tyronn Lue	883	2006-07
Jeff Teague	881	2012-13
Shareef Abdur-Rahim	880	2003-04
Jim Jackson	877	1999-00
Glenn Robinson	876	2002-03
Tyronn Lue	871	2004-05
Anthony Webb	871	1989-90

## MOST REBOUNDS

* Bob Pettit	1,540	1960-61
* Bob Pettit	1,457	1961-62
Kevin Willis	1,258	1991-92
Bill Bridges	1,233	1970-71
* Bob Pettit	1,224	1963-64
* Bob Pettit	1,221	1959-60
* Bob Pettit	1,216	1957-58
* Bob Pettit	1,191	1962-63
* Bill Bridges	1,190	1966-67
* Bob Pettit	1,182	1958-59

## MOST OFFENSIVE REBOUNDS

Kevin Willis	418	1991-92
Moses Malone	386	1988-89
Moses Malone	364	1989-90
John Drew	357	1974-75
Kevin Willis	335	1993-94
Kevin Willis	335	1992-93
Dan Roundfield	326	1978-79
Kevin Willis	321	1986-87
Dikembe Mutombo	304	1999-00
Dwight Howard	296	2016-17

## MOST DEFENSIVE REBOUNDS

Dikembe Mutombo	853	1999-00
Kevin Willis	840	1991-92
Kevin Willis	693	1992-93
Dikembe Mutombo	661	1996-97
Dikembe Mutombo	656	1997-98
Dwight Howard	644	2016-17
Kevin Willis	628	1993-94
Dan Roundfield	621	1982-83
Moses Malone	570	1988-89
Al Horford	563	2009-10

## REBOUND AVERAGE

* Bob Pettit	20.3	1960-61
* Bob Pettit	18.7	1961-62
* Bob Pettit	17.4	1957-58
* Bob Pettit	17.0	1959-60
* Bob Pettit	16.4	1958-59
* Bob Pettit	16.1	1955-56
Kevin Willis	15.5	1991-92
* Bob Pettit	15.3	1963-64
* Bob Pettit	15.1	1962-63
* Bill Bridges	15.1	1966-67

## MOST ASSISTS

Glenn Rivers	823	1986-87
Mookie Blaylock	789	1993-94
Glenn Rivers	747	1987-88
* Lenny Wilkens	679	1967-68
Mookie Blaylock	671	1992-93
Mookie Blaylock	616	1994-95
Jason Terry	600	2002-03
Jeff Teague	579	2012-13
Eddie Johnson	566	1984-85
Walt Hazzard	561	1969-70

## ALL-TIME SEASON LEADERS, CONT. \* St. Louis Hawks players

## MOST STEALS

Mookie Blaylock	212	1996-97
Mookie Blaylock	212	1995-96
Mookie Blaylock	212	1993-94
Mookie Blaylock	203	1992-93
Mookie Blaylock	200	1994-95
Mookie Blaylock	183	1997-98
Glenn Rivers	181	1988-89
Glenn Rivers	171	1986-87
Glenn Rivers	163	1984-85
Lou Hudson	160	1973-74

## MOST BLOCKED SHOTS

Wayne Rollins	343	1982-83
Dikembe Mutombo	277	1997-98
Wayne Rollins	277	1983-84
Dikembe Mutombo	269	1999-00
Dikembe Mutombo	264	1996-97
Theo Ratliff	262	2002-03
Wayne Rollins	254	1978-79
Wayne Rollins	244	1979-80
Josh Smith	227	2007-08
Wayne Rollins	224	1981-82

## MOST PERSONAL FOULS

* Bill Bridges	366	1967-68
Dan Roundfield	358	1978-79
* Zelmo Beaty	344	1965-66
Jim Davis	335	1969-70
* Bill Bridges	333	1965-66
John Drew	332	1978-79
Wayne Rollins	328	1978-79
* Zelmo Beaty	328	1964-65
* Bill Bridges	325	1966-67
Wayne Rollins	326	1977-78

## MOST DISQUALIFICATIONS

Joe C. Meriweather	21	1976-77
Wayne Rollins	19	1978-79
John Drew	19	1978-79
John Brown	18	1977-78
Wayne Rollins	16	1977-78
Dan Roundfield	16	1978-79
Armond Hill	15	1977-78
Steve Hawes	13	1980-81
Wayne Rollins	12	1979-80
* Bill Bridges	12	1966-67, 1967-68

## OPPONENTS' IND. SINGLE GAME RECORDS (\*) NBA Record

## MOST POINTS

Game	67	Wilt Chamberlain	Philadelphia at St. Louis	2-17-62
Half	44	Wilt Chamberlain	Philadelphia at St. Louis	2-17-62
Quarter	28	Wilt Chamberlain	Philadelphia at St. Louis	2-17-62

## MOST FIELD GOALS MADE

Game	26	Wilt Chamberlain	Philadelphia at St. Louis	2-17-62
	26	Wilt Chamberlain	San Francisco vs. St. Louis	12-18-62
Half	17	Wilt Chamberlain	Philadelphia at St. Louis	2-17-62
Quarter	11	Wilt Chamberlain	Philadelphia at St. Louis	2-17-62

## MOST FIELD GOALS ATTEMPTED

Game	53	Wilt Chamberlain	San Francisco vs. St. Louis	12-18-62
Half	28	Wilt Chamberlain	San Francisco vs. St. Louis	12-18-62
Quarter	15	Bob McAdoo	Buffalo at Atlanta	2-15-75

## MOST THREE-POINT FIELD GOALS MADE

Game	11	Dennis Scott	Orlando vs. Atlanta	4-18-96
Half	7	Dennis Scott	Orlando vs. Atlanta	4-18-96
Quarter	5	Carmelo Anthony	New York at Atlanta	1-27-13
		Ben Gordon	Charlotte at Atlanta	11-28-12
		Vince Carter	New Jersey at Atlanta	11-15-08
		Mickael Pietrus	Golden State at Atlanta	3-04-08
		Chris Duhon	Chicago at Atlanta	4-16-05
		Reggie Miller	Indiana at Atlanta	12-29-99
		Chris Mullin	Indiana at Atlanta	4-09-98

## OPPONENTS' IND. SINGLE GAME RECORDS, CONT. (\*) NBA Record

## MOST THREE-POINT FIELD GOALS ATTEMPTED

Game.....	17	Dennis Scott	Orlando vs. Atlanta	4-18-96
Half.....	12	Tracy McGrady	Orlando at Atlanta	2-02-03
Quarter.....	9	Kentavious Caldwell-Pope	Detroit vs. Atlanta	1-09-15

## MOST FREE THROWS MADE

Game.....	22	Lloyd Free	San Diego at Atlanta	1-13-79
Half.....	12	Larry Foust	Minneapolis vs. St. Louis	12-30-57
Quarter.....	12	Chet Walker	Chicago at Atlanta	11-03-71
		Chet Walker	Chicago at Atlanta	11-03-71

## MOST FREE THROWS ATTEMPTED

Game.....	34	Wilt Chamberlain	Philadelphia vs. St. Louis	2-22-62
Half.....	17	Lloyd Free	San Diego at Atlanta	1-13-79
Quarter.....	14	Lloyd Free	San Diego at Atlanta	1-13-79

## MOST REBOUNDS

Game.....	37	Walt Bellamy	Baltimore vs. St. Louis	12-04-64
Half.....	21	Marvin Webster	Seattle at Atlanta	11-01-77
Quarter.....	14	Marvin Webster	Seattle at Atlanta	11-01-77

## MOST OFFENSIVE REBOUNDS

Game.....	15	Swen Nater	Milwaukee vs. Atlanta	12-19-76
Half.....	10	Michael Cage	Cleveland at Atlanta	4-16-96
Quarter.....	7	Brendan Haywood	Washington at Atlanta	4-07-06
	7	Zydrunas Ilgauskas	Cleveland vs. Atlanta	2-16-05

## MOST DEFENSIVE REBOUNDS

Game.....	28	Elvin Hayes	Capital at Atlanta	11-17-73
Half.....	16	Marvin Webster	Seattle at Atlanta	11-01-77
Quarter.....	12	Marvin Webster	Seattle at Atlanta	11-01-77

## MOST ASSISTS

Game.....	28	Guy Rodgers	San Francisco vs. St. Louis	3-14-63
Half.....	16	Guy Rodgers	San Francisco vs. St. Louis	3-14-63
Quarter.....	10	Dee Brown	Boston at Atlanta	2-28-92
		Gene Shue	Detroit vs. St. Louis	12-06-61

## MOST STEALS

Game.....	9	Scottie Pippen	Chicago vs. Atlanta	3-08-94
Half.....	6	Gus Williams	Washington vs. Atlanta	10-30-84
Quarter.....	6	Gus Williams	Washington vs. Atlanta	10-30-84
		Rickey Green	Utah vs. Atlanta	11-12-82
		Rickey Green	Utah vs. Atlanta	11-12-82

## OPPONENTS' IND. SINGLE GAME RECORDS, CONT. (\*) NBA Record

## MOST BLOCKED SHOTS

Game.....	15	Manute Bol	Washington vs. Atlanta	1-25-86
Half.....	10	Keon Clark	Toronto vs. Atlanta	3-23-01
Quarter.....	6	Harvey Catchings	Philadelphia vs. Atlanta	3-21-75
		Artis Gilmore	Chicago vs. Atlanta	12-20-77

## MOST TURNOVERS

Game.....	12	Artis Gilmore	Chicago vs. Atlanta	1-01-78
Half.....	8	Ricky Davis	Cleveland at Atlanta	1-31-03
Quarter.....	6	Julius Erving	Philadelphia at Atlanta	11-15-77

## OPPONENTS' TEAM RECORDS (\*) NBA Record

Category	Opponent	Date	Category	Opponent	Date
----------	----------	------	----------	----------	------

## MOST POINTS

Season.....	9,495		1970-71
Game.....	156	Cincinnati vs. Atlanta	12-05-69
Half.....	80	Portland vs. Atlanta	11-02-76
Quarter.....	80	Chicago at Atlanta	11-14-70
	45	Indiana vs. Atlanta	3-04-93
		Portland vs. Atlanta	11-02-76
Overtime.....	21	Utah at Atlanta	2-19-86

## FEWEST POINTS

Season.....	4,170		1998-99
Average.....	83.4		1998-99
Game.....	(All-time) 51	Philadelphia vs. Atlanta	11-27-53
	(All-era) 65	Cleveland vs. Atlanta	5-02-99
	65	Milwaukee vs. Atlanta	11-21-96
First Half.....	26	Chicago vs. Atlanta	1-03-12
Second Half.....	21	Miami at Atlanta	11-15-96
First Quarter.....	5	San Antonio vs. Atlanta	2-25-08
Second Quarter.....	8	Minnesota at Atlanta	4-05-06
Third Quarter.....	8	Sacramento at Atlanta	3-09-07
		New York at Atlanta	4-28-99
		Orlando vs. Atlanta	3-01-99
		Milwaukee at Atlanta	3-07-97
		Milwaukee vs. Atlanta	2-26-97
		Cleveland at Atlanta	3-01-96
		New York vs. Atlanta	12-23-93
Fourth Quarter.....	8	Miami at Atlanta	11-15-96
Overtime.....	0	Washington at Atlanta	11-18-97

## MOST FIELD GOALS MADE

Season.....	3,801		1970-71
Game.....	62	Philadelphia vs. Atlanta	12-08-82
Half.....	34	Chicago vs. Atlanta	3-20-71
Quarter.....	20	Philadelphia vs. St. Louis	2-15-61

## MOST FIELD GOALS ATTEMPTED

Season.....	8,525		1970-71
Game.....	129	Syracuse vs. St. Louis	12-17-57
Half.....	71	Phoenix at Atlanta	3-10-71
Quarter.....	44	Baltimore at Atlanta	11-07-72

## MOST 3-PT. FIELD GOALS MADE

Season.....	893		2016-17
Game.....	25	Cleveland at Atlanta	3-03-17
Half.....	14	Cleveland at Atlanta	3-03-17
Quarter.....	10	Boston at Atlanta	11-17-01

## MOST 3-PT. FIELD GOALS ATTEMPTED

Season.....	1,793		2013-14
Game.....	51	two times	
Half.....	28	Detroit vs. Atlanta	1-09-15
Quarter.....	16	Boston at Atlanta	11-17-01

## MOST FREE THROWS MADE

Season.....	2,193		1977-78
Game.....	51	Cleveland at Atlanta	4-06-87
Half.....	32	Cleveland at Atlanta	4-06-87
Quarter.....	21	Washington at Atlanta	11-17-03

## MOST FREE THROWS ATTEMPTED

Season.....	2,930		1977-78
Game.....	61	Denver vs. Atlanta	1-13-81
Half.....	42	Phoenix at Atlanta	12-18-77
Quarter.....	28	Washington at Atlanta	11-17-03
		Phoenix at Atlanta	12-18-77

## MOST REBOUNDS

Season.....	4,279		1970-71
Game.....	105	Detroit vs. St. Louis	12-07-58
Half.....	57	Detroit vs. St. Louis	12-07-58
Quarter.....	38	Detroit vs. St. Louis	12-07-58

## MOST OFFENSIVE REBOUNDS

Season.....	1,332		1984-85
Game.....	33	Orlando at Atlanta	11-11-89
		Denver at Atlanta	2-26-85
Half.....	19	San Diego at Atlanta	12-01-79
Quarter.....	14	Chicago at Atlanta	1-02-85



## OPPONENTS' TEAM RECORDS, CONT. (\*) NBA Record

Category	Opponent	Date	Category	Opponent	Date
<b>MOST DEFENSIVE REBOUNDS</b>			<b>FEWEST FIELD GOALS MADE</b>		
Season .....	2,851	1974-75	Season .....	1,598	1998-99
Game .....	47	LA Lakers vs. Atlanta	Game .....	22	four times, most recently: New Jersey vs. Atlanta
Half .....	28	Chicago at Atlanta			12-27-11
Quarter .....	15	Charlotte vs. Atlanta			
	15	Chicago vs. Atlanta			
<b>MOST ASSISTS</b>			<b>FEWEST FIELD GOALS ATTEMPTED</b>		
Season .....	2,320	1990-91	Season .....	3,873	1998-99
Game .....	52	Chicago vs. Atlanta	Game .....	55	Philadelphia vs. Atlanta
Half .....	29	Chicago vs. Atlanta			4-01-88
Quarter .....	16	Chicago vs. Atlanta			
<b>MOST STEALS</b>			<b>FEWEST FREE THROWS MADE</b>		
Season .....	823	1973-74	Season .....	784	1998-99
Game .....	21	Phoenix vs. Atlanta	Game .....	3	Philadelphia vs. Miami
Half .....	12	Phoenix at Atlanta			12-21-12
		Vancouver at Atlanta			
		Phoenix vs. Atlanta			
Quarter .....	9	Phoenix at Atlanta			
<b>MOST BLOCKED SHOTS</b>			<b>FEWEST FREE THROWS ATTEMPTED</b>		
Season .....	559	1978-79	Season .....	1,076	1998-99
Game .....	(*) 23	Toronto vs. Atlanta	Game .....	4	New York at Atlanta
Half .....	(*) 16	Toronto vs. Atlanta			3-06-74
Quarter .....	9	Toronto vs. Atlanta			
<b>MOST TURNOVERS</b>			<b>FEWEST REBOUNDS</b>		
Average .....	24.1 (1,980)	1977-78	Season .....	1,950	1998-99
Game .....	40	Los Angeles vs. Atlanta	Game .....	24	three times, most recently: Charlotte at Atlanta
Half .....	21	Phoenix at Atlanta			4-17-98
Quarter .....	13	Philadelphia at Atlanta			
<b>FEWEST BLOCKED SHOTS</b>			<b>FEWEST ASSISTS</b>		
Season .....	243	1998-99	Season .....	295	1998-99
Game .....	0	many times, most recently: Detroit vs. Atlanta	Game .....	5	Philadelphia at Atlanta
		1-18-17			1-26-69

## PHILIPS ARENA REGULAR SEASON TEAM RECORDS

HAWKS	OPPONENTS
<b>MOST POINTS</b>	
Game.....	146 vs. Toronto 12-02-09
	142 vs. New York 1-29-17
Half.....	139 vs. Utah 3-25-12
	83 vs. Washington 3-12-04
	76 2x, most recently vs. SAC 3-09-15
Quarter.....	75 vs. Toronto 12-02-09
	45 vs. Toronto 4-09-10
	45 vs. Washington 3-12-04
<b>MOST FIELD GOALS MADE</b>	
Game.....	53 vs. Sacramento 3-09-15
	52 2x, most recently vs. NYK 1-29-17
<b>MOST FIELD GOALS ATTEMPTED</b>	
Game.....	119 vs. New York 1-29-17
	110 vs. Cleveland 4-13-02
	107 vs. Utah 3-25-12
<b>MOST 3-PT. FIELD GOALS MADE</b>	
Game.....	20 vs. Sacramento 3-09-15
	17 3x, most recently vs. BOS 4-09-16
	16 4x, most recently vs. MIA 2-19-16
<b>MOST 3-PT. FIELD GOALS ATTEMPTED</b>	
Game.....	41 vs. Milwaukee 2-20-16
	39 2x, most recently vs. NYK 1-05-16
	38 2x, most recently vs. HOU 3-19-16
<b>MOST FREE THROWS MADE</b>	
Game.....	45 vs. Memphis 3-29-04
	40 vs. Dallas 3-25-07
	39 2x, most recently vs. WAS 4-07-06
<b>MOST FREE THROWS ATTEMPTED</b>	
Game.....	50 vs. Utah 12-17-07
	50 vs. Memphis 3-29-04
	49 2x, most recently vs. DAL 3-25-07
<b>MOST REBOUNDS</b>	
Game.....	64 vs. New York 1-29-17
	64 vs. Utah 3-25-12
	64 vs. Dallas 3-19-00
<b>MOST OFFENSIVE REBOUNDS</b>	
Game.....	26 vs. Brooklyn 3-26-17
	24 vs. Dallas 3-19-00
	23 vs. Orlando 11-04-00
<b>MOST DEFENSIVE REBOUNDS</b>	
Game.....	49 vs. Utah 3-25-12
	47 vs. New York 1-29-17
	46 2x, most recently vs. PHO 4-07-15
<b>MOST ASSISTS</b>	
Game.....	42 vs. Sacramento 3-09-15
	40 vs. Brooklyn 4-04-15
	38 vs. Sacramento 12-18-13
<b>MOST STEALS</b>	
Game.....	17 2x, most recently vs. HOU 11-05-16
	16 5x, most recently vs. CHI 1-20-17
	15 9x, most recently vs. CHI 1-09-16
<b>MOST BLOCKED SHOTS</b>	
Game.....	15 vs. New Jersey 2-15-00
	14 vs. Philadelphia 2-04-08
	13 vs. Chicago 1-09-16
<b>MOST POINTS</b>	
Game.....	139 New York 1-29-17
	136 Memphis 3-29-04
Half.....	135 2x, most recently CLE 3-03-17
	77 Cleveland 3-03-17
	73 Washington 3-16-05
Quarter.....	72 4x, most recently ORL 12-13-16
	43 Seattle 3-16-04
	42 6x, most recently HOU 3-19-16
	41 3x, most recently CHI 3-22-11
<b>MOST FIELD GOALS MADE</b>	
Game.....	55 Golden State 3-04-08
	53 Brooklyn 3-16-14
	51 3x, most recently NYK 1-29-17
<b>MOST FIELD GOALS ATTEMPTED</b>	
Game.....	128 New York 1-29-17
	126 Utah 3-25-12
	109 Detroit 12-26-12
<b>MOST 3-PT. FIELD GOALS MADE</b>	
Game.....	25 Cleveland 3-03-17
	20 Golden State 3-06-17
	19 Cleveland 4-09-17
<b>MOST 3-PT. FIELD GOALS ATTEMPTED</b>	
Game.....	51 New York 1-29-17
	46 2x, most recently CLE 4-09-17
	45 Golden State 2-22-16
<b>MOST FREE THROWS MADE</b>	
Game.....	44 Orlando 11-26-04
	42 Miami 12-19-07
	40 Detroit 4-14-01
<b>MOST FREE THROWS ATTEMPTED</b>	
Game.....	54 Orlando 11-26-04
	51 2x, most recently CLE 1-25-06
	50 Detroit 4-14-01
<b>MOST REBOUNDS</b>	
Game.....	65 Milwaukee 2-20-16
	64 Utah 3-25-12
	63 New York 1-29-17
<b>MOST OFFENSIVE REBOUNDS</b>	
Game.....	23 4x, most recently DET 10-27-15
	22 3x, most recently HOU 3-12-08
	21 5x, most recently DEN 2-08-17
<b>MOST DEFENSIVE REBOUNDS</b>	
Game.....	48 2x, most recently NYK 1-29-17
	46 Cleveland 4-01-16
	44 5x, most recently OKC 12-10-13
<b>MOST ASSISTS</b>	
Game.....	38 LA Clippers 2-07-09
	37 2x, most recently ORL 2-08-16
	36 2x, most recently ORL 12-13-16
<b>MOST STEALS</b>	
Game.....	20 Phoenix 3-30-00
	18 2x, most recently WAS 12-03-04
	17 2x, most recently TOR 3-10-17
<b>MOST BLOCKED SHOTS</b>	
Game.....	13 Washington 10-30-10
	12 Oklahoma City 12-29-12
	11 9x, most recently BKN 3-08-17

## HAWKS/PHILIPS ARENA REGULAR SEASON INDIVIDUAL RECORDS

## MOST POINTS

Game.....	50	Shareef Abdur-Rahim	vs. Detroit	11-23-01
	46	Jason Terry	vs. Dallas	1-15-02
Half.....	43	Jason Terry	vs. Cleveland	4-13-02
	31	Stephen Jackson	vs. Washington	3-12-04
	29	Joe Johnson	vs. Golden State	3-04-08
	28	Joe Johnson 2x, most recently	vs. Miami	3-08-08
Quarter.....	22	Joe Johnson	vs. Charlotte	11-29-06
	21	Joe Johnson	vs. LA Clippers	3-14-08

## MOST FIELD GOALS MADE

Game.....	21	Shareef Abdur-Rahim	vs. Detroit	11-23-01
	18	Isaiah Rider	vs. LA Clippers	12-08-99
	17	2x, most recently Joe Johnson	vs. Orlando	3-19-06

## MOST FIELD GOALS ATTEMPTED

Game.....	34	Joe Johnson	vs. Seattle	11-16-07
	34	Jason Terry	vs. Cleveland	4-13-02
	31	2x, most recently Joe Johnson	vs. Portland	11-16-09

## MOST THREE-POINT FIELD GOALS MADE

Game.....	8	Kyle Korver 2x, most recently	vs. Sacramento	12-18-13
	7	4x, most recently Mike Bibby	vs. Golden State	3-05-10

## MOST THREE-POINT FIELD GOALS ATTEMPTED

Game.....	14	Joe Johnson	vs. Golden State	1-31-07
	14	Joe Johnson	vs. Seattle	11-11-06
	14	Stephen Jackson	vs. Seattle	3-16-04

## MOST FREE THROWS MADE

Game.....	16	Shareef Abdur-Rahim	vs. Indiana	1-19-04
	16	Shareef Abdur-Rahim	vs. New Jersey	2-12-02
	15	Paul Millsap	vs. Brooklyn	1-28-15

## MOST FREE THROWS ATTEMPTED

Game.....	20	Dwight Howard	vs. Sacramento	10-31-16
	18	Alan Henderson	vs. Orlando	11-04-00
	17	2x, most recently Shareef Abdur-Rahim	vs. Indiana	1-19-04

## MOST REBOUNDS

Game.....	29	Dikembe Mutombo	vs. Toronto	1-31-01
	29	Dikembe Mutombo	vs. Minnesota	12-14-99
	24	2x, most recently Mutombo	vs. Orlando	1-06-01

## MOST OFFENSIVE REBOUNDS

Game.....	13	Dikembe Mutombo	vs. New York	1-28-00
	12	Zaza Pachulia	vs. Orlando	3-19-06
	12	Dikembe Mutombo	vs. Toronto	1-31-01

## MOST DEFENSIVE REBOUNDS

Game.....	20	Dikembe Mutombo	vs. Orlando	1-06-01
	18	3x, most recently Dwight Howard	vs. Charlotte	12-17-16
	17	4x, most recently Al Horford	vs. Miami	2-27-09

## MOST ASSISTS

Game.....	16	Jason Terry	vs. LA Lakers	3-25-03
	15	4x, most recently Dennis Schröder	vs. New York	1-29-17

## MOST STEALS

Game.....	8	Speedy Claxton	vs. Cleveland	12-27-06
	7	2x, most recently Josh Smith	vs. Dallas	2-26-10
	6	5x, most recently Jeff Teague	vs. Cleveland	11-30-12

## MOST BLOCKED SHOTS

Game.....	11	Dikembe Mutombo	vs. New Jersey	2-15-00
	9	4x, most recently Josh Smith	vs. Philadelphia	2-04-08

## OPPONENTS/PHILIPS ARENA REGULAR SEASON INDIVIDUAL RECORDS

## MOST POINTS

Game.....	53	Allen Iverson	Philadelphia	12-23-05
	45	3x, most recently Kyrie Irving	Cleveland	4-09-17
Half.....	43	6x, most recently Kyrie Irving	Cleveland	4-03-17
	32	Allen Iverson	Philadelphia	12-23-05
	29	Grant Hill	Detroit	1-05-00
	28	4x, most recently Kobe Bryant	LA Lakers	3-13-13
Quarter.....	23	LeBron James	Miami	3-18-11
	22	Kyle Lowry	Toronto	12-02-15

## MOST FIELD GOALS MADE

Game.....	18	4x, most recently Carmelo Anthony	New York	1-29-17
	17	4x, most recently Carmelo Anthony	New York	4-03-13
	16	6x, most recently Kyrie Irving	Cleveland	4-09-17

## MOST FIELD GOALS ATTEMPTED

Game.....	37	Tracy McGrady	Orlando	2-02-03
	36	Carmelo Anthony	New York	1-29-17
	33	Kobe Bryant	LA Lakers	3-13-13

## MOST THREE-POINT FIELD GOALS MADE

Game.....	8	2x, most recently Kyrie Irving	Cleveland	4-09-17
	7	9x, most recently Paul George	Indiana	2-05-16

## MOST THREE-POINT FIELD GOALS ATTEMPTED

Game.....	16	Tracy McGrady	Orlando	2-02-03
	15	2x, most recently Stephen Curry	Golden State	3-06-17
	14	3x, most recently Klay Thompson	Golden State	2-22-16

## MOST FREE THROWS MADE

Game.....	20	Dwyane Wade	Miami	12-19-07
	19	Allen Iverson	Philadelphia	12-23-05
	19	Carmelo Anthony	Denver	12-18-05

## MOST FREE THROWS ATTEMPTED

Game.....	24	Carmelo Anthony	Denver	12-18-05
	22	Dwyane Wade	Miami	12-19-07
	21	Allen Iverson	Philadelphia	12-23-05

## MOST REBOUNDS

Game.....	24	Dwight Howard	Orlando	3-24-10
	23	3x, most recently Tyson Chandler	New York	2-22-14

## MOST OFFENSIVE REBOUNDS

Game.....	11	DeAndre Jordan	LA Clippers	12-23-14
	10	Marcus Camby	LA Clippers	2-03-10
	9	6x, most recently Nikola Jokic	Denver	2-08-17

## MOST DEFENSIVE REBOUNDS

Game.....	19	3x, most recently Tyson Chandler	New York	2-22-14
	17	David West	New Orleans	3-09-09

## MOST ASSISTS

Game.....	19	2x, most recently Rajon Rondo	Boston	12-02-14
	17	3x, most recently Monta Ellis	Milwaukee	4-12-13
	16	Andre Miller	Cleveland	4-13-02

## MOST STEALS

Game.....	8	Allen Iverson	Philadelphia	3-29-03
	7	4x, most recently Chris Paul	LA Clippers	11-24-12

## MOST BLOCKED SHOTS

Game.....	8	David Robinson	San Antonio	3-22-01
	7	5x, most recently JaVale McGee	Washington	10-30-10

## HIGHS AND LOWS (Most records since 1968-69 season)

Atlanta Highs	Atlanta Lows		Opponent Highs	Opponent Lows
3817 1969-70	1539 1998-99	FIELD GOALS MADE	3801 1970-71	1598 1998-99
3700 1972-73	2429 2011-12		3758 1972-73	2380 2011-12
3614 1970-71	2812 1996-97		3601 1971-72	2804 1996-97
8033 1972-73	3759 1998-99	FIELD GOALS ATTEMPTED	8525 1970-71	3872 1998-99
7909 1969-70	5348 2011-12		8152 1972-73	5366 2011-12
7844 1968-69	6307 1996-97		7744 1971-72	6335 2006-07
490 1985-86	409 1998-99	FIELD GOAL PERCENTAGE	496 1992-93	413 1998-99
487 1989-90	431 2000-01		496 1989-90	432 2015-16
485 1987-88	433 2003-04		494 1990-91	435 1996-97
2168 1988-89	1025 2011-12	FREE THROWS MADE	2193 1977-78	784 1998-99
2038 1979-80	1040 1998-99		2045 1978-79	997 2011-12
2034 1990-91	1158 2012-13		2024 1980-81	1233 2012-13
2975 1970-71	1385 2011-12	FREE THROWS ATTEMPTED	2930 1977-78	1076 1998-99
2785 1968-69	1422 1998-99		2727 1978-79	1324 2011-12
2725 1971-72	1619 2012-13		2651 1980-81	1617 2012-13
800 1988-89	687 1968-69	FREE THROW PERCENTAGE	787 1973-74	719 1982-83
799 1990-91	711 2004-05		784 1988-89	726 1994-95
793 two times	713 1970-71		777 1987-88	729 1998-99
1441 1974-75	652 2011-12	OFFENSIVE REBOUNDS	1322 1984-85	581 1998-99
1381 1978-79	675 1998-99		1303 1982-83	712 2011-12
1372 1988-89	713 2013-14		1261 1979-80	839 2010-11
2793 2016-17	1499 1998-99	DEFENSIVE REBOUNDS	2869 2015-16	1369 1998-99
2772 2015-16	2066 2011-12		2851 1974-75	2079 2011-12
2712 1973-74	2148 1995-96		2754 1973-74	2152 1997-98
4599 1968-69	2174 1998-99	TOTAL REBOUNDS	4279 1970-71	1950 1998-99
4472 1970-71	2718 2011-12		4147 1972-73	2791 2011-12
4210 1969-70	3222 2010-11		4020 1974-75	3233 1997-98
56.1 1968-69	39.3 2010-11	REBOUND AVERAGE	52.2 1970-71	39.0 1998-99
54.5 1970-71	40.0 2013-14		50.6 1972-73	39.4 1997-98
51.3 1969-70	40.0 2008-09		49.0 1974-75	39.9 1996-97
2846 1980-81	781 1998-99	ASSISTS	2320 1990-91	895 1998-99
2142 1969-70	1481 2011-12		2189 1992-93	1354 2011-12
2123 1991-92	1557 1996-97		2168 1991-92	1665 1996-97
2470 1977-78	986 1998-99	PERSONAL FOULS	2265 1974-75	1202 1998-99
2424 1978-79	1178 2011-12		2209 1980-81	1263 2011-12
2302 1976-77	1457 2014-15		2179 1981-82	1500 2015-16
80 1977-78	2 2014-15	DISQUALIFICATIONS	45 1978-79	5 2015-16
72 1978-79	3 2008-09		44 1976-77	5 2012-13
71 1976-77	4 2010-11, 13-14		40 1973-74	5 2010-11
916 1977-78	346 1998-99	STEALS	823 1973-74	379 1998-99
915 1993-94	497 2010-11		803 1976-77	494 2011-12
817 1988-89	500 1999-00		779 1975-76	506 2009-10
1823 1973-74	745 1998-99	TURNOVERS	1980 1977-78	675 1998-99
1779 1976-77	921 2011-12		1846 1973-74	999 2011-12
1605 1980-81	980 2009-10		1799 1978-79	1001 1999-00
665 1982-83	227 1974-75	BLOCKED SHOTS	559 1978-79	243 1998-99
596 1978-79	260 1998-99		555 1980-81	313 2011-12
558 1983-84	277 1975-76		554 1979-80	315 1994-95
9646 1969-70	4315 1998-99	TOTAL POINTS	9495 1970-71	4170 1998-99
9348 1970-71	6375 2011-12		9212 1972-73	6148 2011-12
9219 1972-73	7459 2000-01		9127 1971-72	7328 1996-97
117.6 1969-70	86.3 1998-99	POINTS PER GAME	117.2 1969-70	83.4 1998-99
114.0 1970-71	91.0 2000-01		115.8 1972-73	89.4 1996-97
112.4 1972-73	92.7 2004-05		112.3 1971-72	92.3 1997-98
+7.2 1986-87	-9.8 2004-05	POINT DIFFERENTIAL		
5.4 2014-15	5.4 1999-00			
5.2 1993-94	5.2 2000-01			
36-5 two times	9-32 2004-05	HOME RECORD		
35-6 three times	18-23 three times			
	19-22 1976-77			
25-16 2014-15	4-37 2004-05	ROAD RECORD		
22-19 1986-87	7-34 two times			
21-20 three times	9-32 four times			
60-22 2014-15	13-69 2004-05	SEASON RECORD		
57-25 1993-94	25-57 2000-01			
	28-54 two times			
.732 2014-15	.159 2004-05	WINNING PERCENTAGE		
.695 1993-94	.305 2000-01			
	.341 two times			
79 1969-70		100-POINT GAMES		
22 1990-91		WINNING STREAK HOME		
11 2004-05		LOSING STREAK HOME		
12 1968-69, 2014-15		WINNING STREAK ROAD		
23 2004-05		LOSING STREAK ROAD		

## HAWKS ALL-TIME SELECT CIRCLE

## MOST POINTS SCORED IN ONE GAME

Player	Opponent	Date	FG	FT	Pts
Dominique Wilkins	vs. Chicago	12-10-86	19	19	57
Dominique Wilkins	vs. New Jersey	4-10-86	21	15	57
Lou Hudson	vs. Chicago at Auburn, AL	11-10-69	25	7	57
Dominique Wilkins	vs. Boston	2-03-87	19	16	54
Dominique Wilkins	vs. L.A. Clippers	1-12-87	19	14	53
Dominique Wilkins	vs. New York	12-07-91	17	16	52
Dominique Wilkins	vs. Sacramento	2-16-88	20	9	51
Shareef Abdur-Rahim	vs. Detroit	11-23-01	21	8	50
Dominique Wilkins	vs. Detroit	3-01-88	18	13	50
John Drew	vs. Denver	12-30-78	19	12	50
Pete Maravich	vs. Cleveland	2-05-72	20	10	50
Pete Maravich	vs. Philadelphia	1-16-72	18	14	50

## MOST FIELD GOALS IN ONE GAME

Player	Opponent	Date	FGM	FGA
Lou Hudson	vs. Chicago at Auburn, AL	11-10-69	25	34
Lou Hudson	vs. San Diego	3-11-70	22	33
Lou Hudson	at Portland	11-18-70	22	35
Shareef Abdur-Rahim	vs. Detroit	11-23-01	21	30
Dominique Wilkins	vs. New Jersey	4-10-86	21	37
Pete Maravich	vs. Cleveland	2-05-72	20	27
Lou Hudson	at Phoenix	2-16-74	20	38
Dominique Wilkins	vs. Sacramento	2-16-88	20	31

## MOST FREE THROWS IN ONE GAME

Player	Opponent	Date	FTM	FTA
Dominique Wilkins	vs. Chicago	12-08-92	23	23
John Drew	at Phoenix	4-05-77	21	28
Dominique Wilkins	at New York	3-02-93	20	22
Dominique Wilkins	at Seattle	2-10-87	20	22
Dominique Wilkins	vs. Chicago	12-10-86	19	21
Moses Malone	vs. Portland	12-08-89	19	22

## MOST REBOUNDS IN ONE GAME

Player	Opponent	Date	Off	Def	Tot
Kevin Willis	vs. Washington	2-19-92	16	17	33
Kevin Willis	at Dallas	12-03-91	11	20	31
Dikembe Mutombo	vs. Toronto	1-31-01	12	17	29
Dikembe Mutombo	at New Jersey	12-26-00	11	17	28
Bill Bridges	vs. Cincinnati	11-29-69	—	—	28
Walt Bellamy	vs. L.A. Lakers	3-03-70	—	—	27
Bill Bridges	vs. Boston	2-10-71	—	—	27
Walt Bellamy	vs. Buffalo	12-11-73	11	16	27
Dan Roundfield	vs. Philadelphia	3-11-80	9	17	26
Kevin Willis	vs. Cleveland	4-13-93	10	15	25
Kevin Willis	vs. Portland	3-29-93	6	19	25
John Drew	vs. L.A. Lakers	12-28-74	13	12	25
Bob Christian	vs. Philadelphia	12-23-72	—	—	25

## MOST ASSISTS IN ONE GAME

Player	Opponent	Date	Asssts
Mookie Blaylock	vs. Utah	3-06-93	23
Glenn Rivers	vs. Philadelphia	3-04-86	21
Glenn Rivers	vs. Phoenix	3-08-88	19
Walt Hazzard	vs. Cincinnati	3-07-69	19
Glenn Rivers	vs. Boston	2-03-87	18
Glenn Rivers	vs. Milwaukee	1-15-87	18
Wes Matthews	vs. Seattle	3-01-81	18
Armond Hill	vs. L.A. Lakers	12-19-79	18
Pete Maravich	vs. Detroit	1-16-73	18

## MOST STEALS IN ONE GAME

Player	Opponent	Date	Stls
Mookie Blaylock	vs. Philadelphia	4-14-98	10
Mookie Blaylock	at Houston	2-17-97	9
Speedy Claxton	vs. Cleveland	12-27-06	8
Mookie Blaylock	at Philadelphia	4-09-97	8
Mookie Blaylock	vs. Minnesota	3-01-94	8
Mookie Blaylock	vs. Chicago	4-09-93	8



## HAWKS ALL-TIME SELECT CIRCLE, CONT.

## MOST STEALS IN ONE GAME, CONT.

Player	Opponent	Date	Stls
Glenn Rivers	at Miami	11-24-89	8
Glenn Rivers	vs. Portland	12-04-85	8
Eddie Johnson	vs. Chicago	2-26-82	8

## MOST BLOCKED SHOTS IN ONE GAME

Player	Opponent	Date	Blks
Wayne Rollins	vs. Portland	2-21-79	12
Wayne Rollins	vs. Indiana	11-27-82	11
Dikembe Mutombo	vs. New Jersey	2-15-00	11
Josh Smith	at Dallas	12-18-04	10

## OPPONENTS ALL-TIME SELECT CIRCLE

## MOST POINTS SCORED IN ONE GAME

Player	Team	Date	Pts
Michael Jordan	at Chicago	4-16-87	61
Larry Bird	vs. Boston at New Orleans	3-12-85	60
Allen Iverson	vs. Philadelphia	12-23-05	53
Nate Archibald	vs. Kansas City-Omaha	1-27-73	52
Allen Iverson	at Philadelphia	11-29-03	50
Larry Bird	at Boston	11-10-89	50
LeBron James	at Cleveland	12-30-09	48
Michael Jordan	vs. Chicago	1-10-89	48
Allen Iverson	at Philadelphia	3-09-01	47
Charles Barkley	vs. Philadelphia	2-09-88	47
Pete Maravich	vs. New Orleans	2-08-75	47
Bob McAdoo	vs. Buffalo	1-04-74	47
Nate Archibald	at Cincinnati	3-13-71	47
Michael Jordan	at Chicago	12-27-97	47

## MOST FIELD GOALS IN ONE GAME

Player	Team	Date	FGM
Michael Jordan	at Chicago	4-16-87	22
Larry Bird	vs. Boston at New Orleans	3-12-85	22
Nate Archibald	vs. Kansas City-Omaha	1-27-73	21
Allen Iverson	at Philadelphia	11-29-03	20
Mike Mitchell	at San Antonio	3-30-84	20
Larry Bird	at Boston	11-10-89	19
Bob McAdoo	at Buffalo	4-02-76	19
Bob McAdoo	vs. Buffalo	1-04-75	19
Rick Barry	vs. Golden State	12-12-74	19
Billy Cunningham	vs. Philadelphia	1-16-72	19

## MOST FREE THROWS IN ONE GAME

Player	Team	Date	FTM
Lloyd Free	vs. San Diego	1-13-79	22
Charles Barkley	vs. Philadelphia	2-09-88	21
Flynn Robinson	vs. Milwaukee at Baltimore	2-21-69	21
Dwyane Wade	vs. Miami	12-19-07	20
Moses Malone	vs. Washington	11-06-87	20

## MOST REBOUNDS IN ONE GAME

Player	Team	Date	Rebs
Swen Nater	at Milwaukee	12-19-76	33
Elvin Hayes	vs. Capital	11-17-73	32
Dennis Rodman	at Chicago	12-27-97	29
Marvin Webster	vs. Seattle	11-01-77	29
Bob McAdoo	at Buffalo	11-13-73	29
Wilt Chamberlain	at L.A. Lakers	3-05-71	28

## MOST ASSISTS IN ONE GAME

Player	Team	Date	AssTs
Ennis Whatley	at Chicago	3-03-84	22
Kevin Porter	at Washington	3-05-75	22
Earvin Johnson	vs. L.A. Lakers	1-15-83	21
Nick Van Exel	at Denver	11-08-99	20
Mark Price	at Cleveland	4-04-90	20
Earvin Johnson	vs. L.A. Lakers	12-18-84	20

## OPPONENTS ALL-TIME SELECT CIRCLE, CONT.

## MOST STEALS IN ONE GAME

Player	Team	Date	Stls
Scottie Pippen	at Chicago	3-08-94	9
Gus Williams	at Washington	10-30-84	9
Allen Iverson	vs. Philadelphia	3-29-03	8
Doug Christie	vs. Toronto	3-04-99	8
Tim Hardaway	at Miami	12-20-97	8
Ron Harper	at Cleveland	1-29-87	8
Randy Smith	at Buffalo	3-22-77	8

## MOST BLOCKED SHOTS IN ONE GAME

Player	Team	Date	Blks
Manute Bol	at Washington	1-25-86	15
Keon Clark	at Toronto	3-23-01	12
Nate Thurmond	at Chicago	10-18-74	12
Artis Gilmore	at Chicago	12-20-77	11
Kareem Abdul-Jabbar	at L.A. Lakers	1-18-80	10
Joe C. Meriweather	vs. New York	12-12-79	10
George Johnson	at New Jersey	10-26-77	10
Kareem Abdul-Jabbar	at L.A. Lakers	11-02-75	10
Harvey Catchings	at Philadelphia	3-21-75	10

## HAWKS/NBA STATISTICAL LEADERS

Player	Season	Rank	Avg	Player	Season	Rank	Avg
--------	--------	------	-----	--------	--------	------	-----

## SCORING

Lou Hudson	1968-69	15th	21.9
Lou Hudson	1969-70	5th	25.4
Joe Caldwell	1969-70	18th	21.1
Lou Hudson	1970-71	5th	26.8
Pete Maravich	1970-71	8th	23.2
Lou Hudson	1971-72	11th	24.7
Lou Hudson	1972-73	4th	27.1
Pete Maravich	1972-73	5th	26.1
Pete Maravich	1973-74	2nd	27.7
John Drew	1975-76	8th	21.6
John Drew	1976-77	7th	24.2
John Drew	1977-78	12th	23.2
John Drew	1978-79	12th	22.7
John Drew	1980-81	14th	21.7
Dominique Wilkins	1983-84	17th	21.6
Dominique Wilkins	1984-85	6th	27.4
Dominique Wilkins	1985-86	1st	30.3
Dominique Wilkins	1986-87	2nd	29.0
Dominique Wilkins	1987-88	2nd	30.7
Dominique Wilkins	1988-89	7th	26.2
Dominique Wilkins	1989-90	5th	26.7
Dominique Wilkins	1990-91	7th	25.9
Dominique Wilkins	1992-93	2nd	29.9
Dominique Wilkins	1993-94	4th	26.0
Danny Manning	1993-94	12th	20.6
Kevin Willis	1993-94	20th	19.1
Steve Smith	1997-98	14th	20.1
Shareef Abdur-Rahim	2001-02	15th	21.2
Glenn Robinson	2002-03	19th	20.8
Joe Johnson	2006-07	9th	25.0
Joe Johnson	2007-08	14th	21.7
Joe Johnson	2008-09	13th	21.4
Joe Johnson	2009-10	11th	21.3
Joe Johnson	2011-12	t18th	18.8
Josh Smith	2011-12	t18th	18.8

## ASSISTS

Walt Hazzard	1968-69	8th	5.9
Walt Hazzard	1969-70	6th	6.8
Walt Hazzard	1970-71	6th	6.3
Pete Maravich	1972-73	6th	6.9
Herm Gilliam	1972-73	8th	6.3
Tom Henderson	1976-77	5th	6.9
Armond Hill	1978-79	9th	7.9
Eddie Johnson	1984-85	8th	7.8
Glenn Rivers	1985-86	9th	8.4
Glenn Rivers	1986-87	4th	10.0
Glenn Rivers	1987-88	5th	9.3
Glenn Rivers	1988-89	18th	6.9
Mookie Blaylock	1992-93	8th	8.4
Mookie Blaylock	1993-94	3rd	9.5
Mookie Blaylock	1994-95	10th	7.7
Mookie Blaylock	1995-96	19th	5.9
Mookie Blaylock	1997-98	14th	6.7
Mookie Blaylock	1998-99	20th	6.8
Jason Terry	2001-02	18th	5.7
Jason Terry	2002-03	7th	7.4
Jason Terry	2003-04	18th	5.4
Joe Johnson	2005-06	14th	6.5
Joe Johnson	2007-08	t16th	5.8
Joe Johnson	2008-09	17th	5.8
Jeff Teague	2012-13	12th	7.2
Jeff Teague	2013-14	9th	6.7
Jeff Teague	2014-15	18th	7.0
Jeff Teague	2015-16	17th	5.9
Dennis Schröder	2016-17	t15th	6.3

## STEALS

Glenn Rivers	1984-85	5th	2.36
Glenn Rivers	1986-87	9th	2.09
Glenn Rivers	1988-89	7th	2.38
Glenn Rivers	1990-91	16th	1.87
Mookie Blaylock	1992-93	2nd	2.54
Mookie Blaylock	1993-94	3rd	2.62
Mookie Blaylock	1994-95	2nd	2.50
Mookie Blaylock	1995-96	2nd	2.62
Mookie Blaylock	1996-97	1st	2.72
Mookie Blaylock	1997-98	1st	2.61
Mookie Blaylock	1998-99	10th	2.06
Jason Terry	2001-02	10th	1.85
Stephen Jackson	2003-04	6th	1.78
Jason Terry	2003-04	16th	1.53
Josh Smith	2006-07	19th	1.40
Josh Smith	2007-08	16th	1.52
Josh Smith	2009-10	11th	1.60
Josh Smith	2011-12	20th	1.41
Jeff Teague	2011-12	10th	1.61
Paul Millsap	2013-14	9th	1.74
Paul Millsap	2014-15	9th	1.78
Jeff Teague	2014-15	14th	1.71
Paul Millsap	2015-16	11th	1.81
Thabo Sefolosha	2016-17	16th	1.55

## 3-POINT FIELD GOAL PERCENTAGE

Mike McGee	1986-87	10th	.376
Leon Wood	1987-88	10th	.409
Paul Graham	1991-92	15th	.390
Eldridge Recasner	1997-98	10th	.419
Toni Kukoc	2000-01	6th	.446
Wesley Person (MEM-POR-ATL)	2003-04	16th	.399
Tyronn Lue	2005-06	2nd	.457
Willie Green	2011-12	7th	.442
Kyle Korver	2012-13	2nd	.457
Kyle Korver	2013-14	1st	.472
Kyle Korver	2014-15	1st	.492
DeMarre Carroll	2014-15	17th	.395
Jeff Teague	2015-16	t17th	.400

## FIELD GOAL PERCENTAGE

Joe Caldwell	1968-69	6th	.507
Lou Hudson	1969-70	3rd	.531
Walt Bellamy	1971-72	3rd	.545
Lou Hudson	1971-72	10th	.503
Walt Bellamy	1972-73	10th	.505
Joe Meriweather	1976-77	9th	.526
Cliff Levingston	1987-88	8th	.557
Dikembe Mutombo	1988-89	1st	.528
Dikembe Mutombo	1991-92	20th	.524
Dikembe Mutombo	1996-97	13th	.527
Dikembe Mutombo	1997-98	6th	.537
Dikembe Mutombo	1998-99	2nd	.562
Josh Childress	2007-08	6th	.571
Al Horford	2009-10	8th	.551
Al Horford	2010-11	5th	.557
Al Horford	2012-13	10th	.543
Al Horford	2014-15	6th	.538
Dwight Howard	2016-17	4th	.633

## NBA STATISTICAL LEADERS, CONT.

Player	Season	Rank	Avg	Player	Season	Rank	Avg
<b>REBOUNDING</b>				<b>FREE THROW PERCENTAGE (cont.)</b>			
Bill Bridges	1968-69	8th	14.2	John Battle	1990-91	19th	.854
Bill Bridges	1969-70	4th	14.4	Steve Smith	1996-97	16th	.847
Bill Bridges	1970-71	6th	15.0	Christian Laettner	1997-98	9th	.864
Walt Bellamy	1972-73	8th	13.0	Steve Smith	1997-98	13th	.855
Dan Roundfield	1978-79	10th	10.8	Steve Smith	1998-99	16th	.849
Dan Roundfield	1982-83	5th	11.4	Jim Jackson	1999-00	7th	.877
Moses Malone	1988-89	4th	11.8	Jason Terry	2002-03	6th	.887
Moses Malone	1989-90	8th	10.0	Glenn Robinson	2002-03	11th	.876
Dominique Wilkins	1990-91	13th	9.0	Tyrone Lue	2006-07	17th	.883
Kevin Willis	1990-91	16th	8.8	Jeff Teague	2012-13	8th	.881
Kevin Willis	1991-92	2nd	15.5	Jeff Teague	2014-15	19th	.862
Kevin Willis	1992-93	5th	12.9	<b>BLOCKED SHOTS</b>			
Kevin Willis	1993-94	3rd	12.0	Wayne Rollins	1977-78	3rd	2.73
Grant Long	1995-96	15th	9.6	Wayne Rollins	1978-79	3rd	3.14
Dikembe Mutombo	1996-97	2nd	11.6	Dan Roundfield	1978-79	7th	2.20
Dikembe Mutombo	1997-98	4th	11.4	Wayne Rollins	1979-80	3rd	2.98
Dikembe Mutombo	1998-99	3rd	12.2	Wayne Rollins	1980-81	2nd	2.93
Dikembe Mutombo	1999-00	1st	14.1	Wayne Rollins	1981-82	2nd	2.84
Shareef Abdur-Rahim	2001-02	13th	9.0	Wayne Rollins	1982-83	1st	4.29
Shareef Abdur-Rahim	2002-03	15th	8.4	Wayne Rollins	1983-84	2nd	3.60
Zaza Pachulia	2005-06	20th	7.9	Wayne Rollins	1984-85	5th	2.39
Josh Smith	2006-07	14th	8.6	Wayne Rollins	1985-86	8th	2.26
Al Horford	2007-08	13th	9.7	Jon Koncak	1988-89	16th	1.32
Al Horford	2009-10	10th	9.9	Andrew Lang	1994-95	13th	1.66
Josh Smith	2009-10	18th	8.7	Dikembe Mutombo	1996-97	2nd	3.30
Al Horford	2010-11	11th	9.3	Dikembe Mutombo	1997-98	2nd	3.38
Josh Smith	2010-11	8th	8.5	Dikembe Mutombo	1998-99	4th	2.94
Josh Smith	2011-12	12th	9.6	Dikembe Mutombo	1999-00	2nd	3.28
Al Horford	2012-13	8th	10.2	2000-01	1st	3.74	
Josh Smith	2012-13	18th	8.4	Theo Ratliff	2002-03	1st	3.23
Paul Millsap	2015-16	116th	9.0	Josh Smith	2004-05	12th	1.95
Dwight Howard	2016-17	5th	12.7	Josh Smith	2005-06	4th	2.60
<b>FREE THROW PERCENTAGE</b>				Josh Smith	2006-07	2nd	2.88
Lou Hudson	1969-70	7th	.824	Josh Smith	2007-08	2nd	2.80
Charlie Criss	1980-81	7th	.864	Josh Smith	2008-09	13th	1.61
Glenn Rivers	1988-89	16th	.861	Josh Smith	2009-10	3rd	2.14
Antoine Carr	1988-89	20th	.855	Josh Smith	2010-11	15th	1.56
Anthony Webb	1990-91	17th	.868	Josh Smith	2011-12	9th	1.74
				Josh Smith	2012-13	19th	1.79
				Paul Millsap	2015-16	8th	1.72
				Al Horford	2015-16	17th	1.48
				Dwight Howard	2016-17	20th	1.24

## HAWKS OPENING DAY STARTING LINEUPS

2016-17		2009-10		2002-03		1995-96	
Kent Bazemore	F	Marvin Williams	F	Glenn Robinson	F	Ken Norman	F
Paul Millsap	C	Josh Smith	C	Alan Henderson	C	Grant Long	C
Dwight Howard	G	Al Horford	G	Theo Ratliff	G	Andrew Lang	G
Kyle Korver	C	Joe Johnson	C	Ira Newble	C	Steve Smith	C
Dennis Schröder	G	Mike Bibby	G	Jason Terry	G	Mookie Blaylock	G
2015-16		2008-09		2001-02		1994-95	
Kent Bazemore	F	Maurice Evans	F	Shareef Abdur-Rahim	F	Ken Norman	F
Paul Millsap	C	Josh Smith	C	Dion Glover	C	Kevin Willis	C
Al Horford	G	Al Horford	G	Theo Ratliff	G	Andrew Lang	G
Kyle Korver	C	Joe Johnson	C	Emanuel Davis	C	Stacey Augmon	C
Jeff Teague	G	Mike Bibby	G	Jason Terry	G	Mookie Blaylock	G
2014-15		2007-08		2000-01		1993-94	
DeMarre Carroll	F	Marvin Williams	F	Roshown McLeod	F	Dominique Wilkins	F
Paul Millsap	C	Josh Smith	C	Hanno Motola	C	Kevin Willis	C
Al Horford	G	Al Horford	G	Alan Henderson	G	Jon Koncak	G
Kyle Korver	C	Joe Johnson	C	Jim Jackson	C	Stacey Augmon	C
Jeff Teague	G	Anthony Johnson	G	Jason Terry	G	Mookie Blaylock	G
2013-14		2006-07		1999-00		1992-93	
DeMarre Carroll	F	Josh Smith	F	Roshown McLeod	F	Dominique Wilkins	F
Paul Millsap	C	Shelden Williams	C	Alan Henderson	C	Kevin Willis	C
Al Horford	G	Zaza Pachulia	G	Dikembe Mutombo	C	Blair Rasmussen	C
Kyle Korver	C	Joe Johnson	C	Jim Jackson	G	Travis Mays	G
Jeff Teague	G	Speedy Claxton	G	Bimbo Coles	G	Morton Wiley	G
2012-13		2005-06		1998-99		1991-92	
Kyle Korver	F	Al Harrington	F	LaPhonso Ellis	F	Dominique Wilkins	F
Josh Smith	C	Josh Smith	C	Alan Henderson	C	Kevin Willis	C
Al Horford	G	Zaza Pachulia	G	Dikembe Mutombo	C	Blair Rasmussen	C
Devin Harris	C	Josh Childress	C	Steve Smith	C	Stacey Augmon	C
Jeff Teague	G	Joe Johnson	G	Mookie Blaylock	G	Rumeal Robinson	G
2011-12		2004-05		1997-98		1990-91	
Marvin Williams	F	Al Harrington	F	Tyrone Corbin	F	Dominique Wilkins	F
Josh Smith	C	Antoine Walker	C	Christian Laettner	C	Kevin Willis	C
Al Horford	G	Jason Collier	G	Dikembe Mutombo	C	Moses Malone	C
Joe Johnson	C	Boris Diaw	C	Steve Smith	G	Glenn Rivers	G
Jeff Teague	G	Kenny Anderson	G	Mookie Blaylock	G	Rumeal Robinson	G
2010-11		2003-04		1996-97		1989-90	
Marvin Williams	F	Stephen Jackson	F	Tyrone Corbin	F	Jon Koncak	F
Josh Smith	C	Shareef Abdur-Rahim	C	Christian Laettner	C	Dominique Wilkins	C
Al Horford	G	Theo Ratliff	G	Dikembe Mutombo	C	Moses Malone	C
Joe Johnson	C	Dion Glover	C	Steve Smith	G	John Battle	G
Mike Bibby	G	Jason Terry	G	Mookie Blaylock	G	Glenn Rivers	G

## HAWKS OPENING DAY STARTING LINEUPS, CONT.

1988-89		1982-83		Armond Hill	G	Pete Maravich	G
Antoine Carr	F	Dan Roundfield	F	John Drew	F	Bill Bridges	F
Dominique Wilkins	C	Dominique Wilkins	C	Joe C. Meriweather	C	Lou Hudson	C
Moses Malone	G	Tree Rollins	G	Steve Hawes	G	Walt Bellamy	G
Glenn Rivers	C	Eddie Johnson	C	Tom Henderson	C	Walt Hazzard	C
Reggie Theus	G	Rory Sparrow	G	Lou Hudson	G	Pete Maravich	G
1987-88		1981-82		1975-76		1969-70	
Dominique Wilkins	F	Rudy Macklin	F	Connie Hawkins	F	Bill Bridges	F
Kevin Willis	C	Dan Roundfield	C	Lou Hudson	C	Jimmy Davis	C
Tree Rollins	G	Tree Rollins	G	Dwight Jones	C	Joe Caldwell	C
Glenn Rivers	C	James McElroy	C	Tom Henderson	G	Walt Hazzard	G
Randy Wittman	G	Rory Sparrow	G	Tom VanArsdale	G	Lou Hudson	G
1986-87		1980-81		1974-75		1968-69	
Dominique Wilkins	F	John Drew	F	John Brown	F	Bill Bridges	F
Kevin Willis	C	Dan Roundfield	C	John Drew	C	Joe Caldwell	C
Tree Rollins	G	Steve Hawes	G	Dwight Jones	C	Zelmo Beaty	C
Glenn Rivers	C	Armond Hill	C	Tom Henderson	G	Walt Hazzard	G
Randy Wittman	G	Eddie Johnson	G	Dean Meminger	G	Lou Hudson	G
1985-86		1979-80		1973-74		1967-68	
Cliff Levingston	F	John Drew	F	Lou Hudson	F	Bill Bridges	F
Kevin Willis	C	Dan Roundfield	C	Jim Washington	C	Joe Caldwell	C
Tree Rollins	G	Steve Hawes	G	Walt Bellamy	C	Walt Hazzard	C
Spud Webb	C	Armond Hill	C	Herm Gilliam	G	Lou Hudson	G
Dominique Wilkins	G	Eddie Johnson	G	Pete Maravich	G		
1984-85		1978-79		1971-72			
Dominique Wilkins	F	John Drew	F	Bill Bridges	F		
Sly Williams	C	Dan Roundfield	C	Lou Hudson	C		
Tree Rollins	G	Steve Hawes	G	Jim Washington	F		
Eddie Johnson	C	Butch Beard	C	Walt Bellamy	C		
Glenn Rivers	G	Armond Hill	G	Herm Gilliam	G		
1983-84		1977-78		1970-71			
Dan Roundfield	F	John Brown	F	Bill Bridges	F		
Dominique Wilkins	C	Lou Hudson	C	Lou Hudson	C		
Billy Paultz	G	Steve Hawes	G	Walt Bellamy	C		
Eddie Johnson	C	Ken Charles	C	Herm Gilliam	G		
Armond Hill	G						

## HAWKS SUNDRY RECORDS

BIGGEST WIN	44	Hawks 141, Detroit 97, February 7, 1994
BIGGEST LOSS	47	Philadelphia 132, Hawks 85, December 8, 1982
MOST WON	60	2014-15
MOST LOST	69	2004-05
HIGHEST WIN PERCENTAGE	.732	2014-15
LOWEST WIN PERCENTAGE	.159	2004-05 (13-69)
MOST HOME VICTORIES	36	1993-94, 1996-97
MOST HOME DEFEATS	32	2004-05
MOST ROAD VICTORIES	25	2014-15
MOST ROAD DEFEATS	37	2004-05
LONGEST WINNING STREAK	19	December 27, 2014 to January 31, 2015
LONGEST WINNING STREAK (Start of season)	11	October 31, 1997 to November 18, 1998
LONGEST LOSING STREAK	16	March 11, 1976 to April 9, 1976
LONGEST LOSING STREAK (Start of season)	7	October 31, 2000 to November 14, 2000
LONGEST HOME WINNING STREAK	22	December 8, 1990 to March 7, 1991
LONGEST HOME LOSING STREAK	11	February 15, 2005 to April 5, 2005
LONGEST ROAD WINNING STREAK	12	December 17, 2014 to January 17, 2015
LONGEST ROAD LOSING STREAK	29	January 28, 1976 to November 26, 1976
MOST HAWKS POINTS IN LOSING GAME	133	Memphis 136, Hawks 133, 20T, March 29, 2004
MOST OPPONENTS POINTS IN LOSING GAME	139	Baltimore 138, Hawks 133, December 17, 1969
MOST PLAYERS SCORING 1000 POINTS	5	Hawks 142, New York 139 (4 OT), January 29, 2017
		1969-70 (Hudson 2031, Caldwell 1727, Hazzard 1253, Bridges 1217, Davis 1116)

## HAWKS SUNDRY RECORDS, CONT.

### BIGGEST HAWKS WINS:

44	Hawks 141, Detroit 97 (2-7-94)
42	Hawks 135, Philadelphia 93 (4-15-89)
41	Hawks 139, Phoenix 98 (3-10-71)
39	Hawks 138, Philadelphia 99 (3-3-69)
	Hawks 130, Milwaukee 91 (1-15-87)
	Hawks 133, Charlotte 94 (1-4-94)
	Hawks 148, Orlando 109 (11-11-89)

### BIGGEST HAWKS LOSSES:

47	Philadelphia 132, Hawks 85 (12-8-82)
46	L.A. Lakers 113, Hawks 67 (1-9-04)
44	Toronto 128, Hawks 84 (12-3-16)
44	Phoenix 118, Hawks 74 (3-30-00)
44	L.A. Lakers 134, Hawks 90 (1-7-72)
43	Cleveland 123, Hawks 80 (3-22-92)
41	New Orleans 100, Hawks 59 (1-21-11)

## HAWKS — THE LAST TIME. . .

	A HAWK	AN OPPONENT
SCORED 30-39 POINTS	Schröder (31) v/Bkn, 3/8/17	George (32), IND, 4-12-17
SCORED 40-49 POINTS	J. Johnson (40) @Chi, 12/19/09	Irving (45), CLE, 4-9-17
SCORED 50+ POINTS	Abdur-Rahim (50) v/Det, 11/23/01	Iverson (53), Phi, 12/23/05
HAD 15-19 REBOUNDS	Howard (16) & Ilyasova (18) v/Bkn, 3/26/17	James (16) & Love (15), CLE, 4/9/17
HAD 20-24 REBOUNDS	Howard (20) @Phi, 3/29/17	Whiteside (24), Mia, 2/28/15
HAD 25-29 REBOUNDS	Mutombo (29) v/Tor, 1/31/01	Whiteside (25), Mia, 11/15/16
HAD 30+ REBOUNDS	Willis (33) v/Was, 2/19/92	Nater (33), Mil, 12/19/76
HAD 20+ ASSISTS	Blaylock (23) v/Uta, 3/6/93	Rondo (20), Bos, 4/11/12
HAD 5+ STEALS	Sefolosha (5) @Phi, 11/30/16	Smart (6), Bos, 4/6/17
HAD 10+ BLOCKED SHOTS	J. Smith (10) @Dal, 12/18/04	Clark (12), Tor, 3/23/01
MADE 15-19 FGs	Horford (15) v/Chi, 1/9/16	Irving (16), Cle, 4/9/17
MADE 20+ FIELD GOALS	Abdur-Rahim (21) v/Det, 11/23/01	Iverson (20), Phi, 11/29/03
MADE 15-19 FTs	Millsap (15) v/BKN, 1/28/15	Harden (16), Hou, 2/2/17
MADE 20+ FREE THROWS	Do. Wilkins (20) @NYK, 3/2/93	Wade (20), Mia, 12/19/07
HAD A TRIPLE-DOUBLE	Horford @Phi, 1/13/15	James, Cle, 4/9/17
HAD A 20-20 (PTS/REBS)	Howard (22 pts/20 rebs)	Jefferson (24 pts/23 rebs)
	3/29/17 @Phi	12/28/13 (Cha)
HAD A 30-20 (PTS/REBS)	Beatty (33 pts/20 rebs)	Nater (30 pts/33 rebs)
	1/23/66 v/Phi	12/19/76 (Mil)
HAD A 20-30 (PTS/REBS)	Willis (20 pts/33 rebs)	Nater (30 pts/33 rebs)
	2/19/92 v/Was	12/19/76 (Mil)
FOUR-POINT PLAY	Hardaway Jr. @Mil, 12-9-16	Dirniddle, Bkn, 3/26/17
TEAM		
SCORED 120-129 POINTS	v/Cle (126), 4/9/17	Cle (125), 4/9/17
SCORED 130-139 POINTS	v/Cle (130), 3/3/17	Cle (135), 3/3/17
SCORED 140-149 POINTS	v/NYK (142), 1/29/17	NJN (140), 2/13/91
SCORED 150+ POINTS	@SDC (155), 2/11/70	Cin (156), 12/5/69
SHOT 60% FIELD GOALS	v/Phi (.615), 12/16/15	Uta (.613), 2/6/17
WON BY 20-29 POINTS	v/Cha (27, 103-76), 4/11/17	Uta (25, 120-95), 2/6/17
WON BY 30-39 POINTS	@Phi (32, 104-72), 10/29/16	Det (36, 121-85), 12/2/16
WON BY 40+ POINTS	v/Det (44, 141-97), 2/7/94	Tor (44, 128-84), 12/3/16

### HAWKS

WON FIVE STRAIGHT	12/28/16-1/10/17 (7)
WON 10 STRAIGHT	12/27/14 - 1/31/15 (19)
WON 5 STRAIGHT AT HOME	2/26/16 - 3/19/16 (6)
WON 10 STRAIGHT AT HOME	12/30/14 - 2/6/15 (12)
WON 15 STRAIGHT AT HOME	11/12/96 - 2/12/97 (20)
WON 20 STRAIGHT AT HOME	11/12/96 - 2/12/97 (20)
WON 5 STRAIGHT ON THE ROAD	1/4/17-1/16/17 (5)
WON 10 STRAIGHT ON THE ROAD	12/17/14 - 1/17/15 (12)
LOST 5 STRAIGHT ON THE ROAD	11/25/16-12/3/16 (5)
LOST 10 STRAIGHT ON THE ROAD	2/5/14 - 3/8/14 (10)





HISTORY



**20** John  
COLLINS

## YEARLY W - L RECORDS

## TRI-CITIES BLACKHAWKS (54-78)

Year	Coach	Season		Finish	Playoffs	
		W	L		W	L
1949-50	Roger Potter (1-6) Arnold "Red" Auerbach (28-29)	29	35	3rd	1	2
1950-51	Dave McMillan (9-14) John Logan (2-1) Marko Todorovich (14-28)	25	43	5th	—	—

## MILWAUKEE HAWKS (91-190)

1951-52	Doxie Moore	17	49	5th	—	—
1952-53	Andrew Levane	27	44	5th	—	—
1953-54	Andrew Levane (11-35) William "Red" Holzman (10-16)	21	51	4th	—	—
1954-55	William "Red" Holzman	26	46	4th	—	—

## ST. LOUIS HAWKS (553-452)

1955-56	William "Red" Holzman	33	39	3rd	4	4
1956-57	William "Red" Holzman (14-19) Slater Martin (5-3) Alex Hannum (15-16)	34	38	1st	8	4
1957-58	Alex Hannum	41	31	1st	8	3
1958-59	Andy Phillip (6-4) Ed Macauley (43-19)	49	23	1st	2	4
1959-60	Ed Macauley	46	29	1st	7	7
1960-61	Paul Seymour	51	28	1st	5	7
1961-62	Paul Seymour (5-9) Andrew Levane (20-40) Bob Pettit (4-2)	29	51	4th	—	—
1962-63	Harry Gallatin	48	32	2nd	6	5
1963-64	Harry Gallatin	46	34	2nd	7	5
1964-65	Harry Gallatin (17-16) Richie Guerin (28-19)	45	35	2nd	1	3
1965-66	Richie Guerin	36	44	3rd	6	4
1966-67	Richie Guerin	39	42	2nd	5	4
1967-68	Richie Guerin	56	26	1st	2	4

## ATLANTA HAWKS (1995-1975)

1968-69	Richie Guerin	48	34	2nd	5	6
1969-70	Richie Guerin	48	34	1st	4	5
1970-71	Richie Guerin	36	46	2nd	1	4
1971-72	Richie Guerin	36	46	2nd	2	4
1972-73	Cotton Fitzsimmons	46	36	2nd	2	4
1973-74	Cotton Fitzsimmons	35	47	2nd	—	—
1974-75	Cotton Fitzsimmons	31	51	4th	—	—
1975-76	Cotton Fitzsimmons (28-46)/Gene Tormohlen (1-7)	29	53	5th	—	—
1976-77	Hubie Brown	31	51	6th	—	—
1977-78	Hubie Brown	41	41	4th	0	2
1978-79	Hubie Brown	46	36	3rd	5	4
1979-80	Hubie Brown	50	32	1st	1	4
1980-81	Hubie Brown (31-48) Michael Fratello/Brendan Suhr (0-3)	31	51	4th	—	—
1981-82	Kevin Loughery	42	40	2nd	0	2
1982-83	Kevin Loughery	43	39	2nd	1	2
1983-84	Michael Fratello	40	42	3rd	2	3
1984-85	Michael Fratello	34	48	5th	—	—
1985-86	Michael Fratello	50	32	2nd	4	5
1986-87	Michael Fratello	57	25	1st	4	5
1987-88	Michael Fratello	50	32	3rd	6	6
1988-89	Michael Fratello	52	30	3rd	2	3
1989-90	Michael Fratello	41	41	6th	—	—
1990-91	Bob Weiss	43	39	4th	2	3
1991-92	Bob Weiss	38	44	5th	—	—
1992-93	Bob Weiss	43	39	4th	0	3
1993-94	Lenny Wilkens	57	25	1st	5	6
1994-95	Lenny Wilkens	42	40	5th	0	3
1995-96	Lenny Wilkens	46	36	4th	4	4
1996-97	Lenny Wilkens	56	26	2nd	4	6

## YEARLY W - L RECORDS, CONT.

## ATLANTA HAWKS (1995-1975), CONT.

Year	Coach	Season		Finish	Playoffs	
		W	L		W	L
1997-98	Lenny Wilkens	50	32	4th	1	3
1998-99	Lenny Wilkens	31	19	2nd	3	6
1999-00	Lenny Wilkens	28	54	7th	—	—
2000-01	Lon Kruger	25	57	7th	—	—
2001-02	Lon Kruger	33	49	6th	—	—
2002-03	Lon Kruger (11-16)/Terry Stotts (24-31)	35	47	5th	—	—
2003-04	Terry Stotts	28	54	7th	—	—
2004-05	Mike Woodson	13	69	5th	—	—
2005-06	Mike Woodson	26	56	4th	—	—
2006-07	Mike Woodson	30	52	5th	—	—
2007-08	Mike Woodson	37	45	3rd	3	4
2008-09	Mike Woodson	47	35	2nd	4	7
2009-10	Mike Woodson	53	29	2nd	4	7
2010-11	Larry Drew	44	38	3rd	6	6
2011-12	Larry Drew	40	26	2nd	2	4
2012-13	Larry Drew	44	38	2nd	2	4
2013-14	Mike Budenholzer	38	44	4th	3	4
2014-15	Mike Budenholzer	60	22	1st	8	8
2015-16	Mike Budenholzer	48	34	2nd	4	6
2016-17	Mike Budenholzer	43	39	2nd	2	4

## COACHING RECORDS

Name	REGULAR SEASON			PLAYOFFS		
	W	L	Pct.	W	L	Pct.
Richie Guerin	327	291	.529	26	34	.433
Michael Fratello	324	250	.564	18	22	.450
Lenny Wilkens	310	232	.572	17	30	.362
Mike Woodson	206	286	.419	11	18	.379
Hubie Brown	199	208	.489	6	10	.375
Mike Budenholzer	189	139	.576	17	22	.436
Cotton Fitzsimmons	140	180	.438	2	4	.333
Larry Drew	128	102	.557	10	14	.417
Bob Weiss	124	122	.504	2	6	.250
Harry Gallatin	111	82	.575	13	10	.565
Ed Macauley	89	48	.650	9	11	.450
Kevin Loughery	85	79	.518	1	4	.200
William "Red" Holzman	83	120	.409	4	4	.500
Lon Kruger	69	122	.361	—	—	—
Andrew Levane	58	119	.328	—	—	—
Paul Seymour	56	37	.602	5	7	.417
Alex Hannum	56	47	.544	16	7	.696
Terry Stotts	52	85	.380	—	—	—
Arnold "Red" Auerbach	28	29	.491	1	2	.333
Doxie Moore	17	49	.258	—	—	—
Marko Todorovich	14	28	.333	—	—	—
Dave McMillan	9	14	.391	—	—	—
Andy Phillip	6	4	.600	—	—	—
Slater Martin	5	3	.625	—	—	—
Bob Pettit	4	2	.667	—	—	—
John Logan	2	1	.667	—	—	—
Roger Potter	1	6	.143	—	—	—
Gene Tormohlen	1	7	.125	—	—	—
Michael Fratello/Brendan Suhr	0	3	.000	—	—	—

## YEARLY RESULTS: 1968 - 69



48-34 OVERALL (28-12 at home, 18-21 on the road, 2-1 at neutral site)

## SEASON STATS

	G	Min	FGM	FGA	Pct	FTM	FTA	Pct	Reb	Asst	PF	DQ	Pts	Avg
Hudson	81	2869	716	1455	.492	338	435	.777	533	216	248	0	1770	21.9
Beatty	72	2578	588	1251	.470	370	506	.731	798	131	272	7	1546	21.5
Caldwell	81	2720	561	1106	.507	159	296	.537	303	320	231	1	1281	15.8
Bridges	80	2930	351	775	.453	239	353	.677	1132	298	290	3	941	11.8
Ohl	76	1995	385	901	.427	147	208	.707	170	221	232	5	917	12.1
Hazzard	80	2420	345	869	.397	208	294	.707	266	474	264	6	898	11.2
Davis	78	1367	265	568	.467	154	231	.667	529	97	239	6	884	8.8
Silas	79	1853	241	575	.419	204	333	.613	745	140	166	0	686	8.7
Guerin	27	472	47	111	.423	57	74	.770	59	99	66	0	151	5.6
Harlicka	26	218	41	90	.456	24	31	.774	16	37	29	0	106	4.1
Hamilton	25	141	37	67	.552	2	5	.400	29	8	19	0	76	3.0
Lehmann	11	138	26	67	.388	8	12	.667	9	27	18	0	60	5.5
Waller	11	29	2	9	.222	3	7	.429	10	1	8	0	7	0.6

## RESULTS

(1) at Columbia, SC (2) at Baltimore, MD (3) at Cleveland, OH

Date	Opponent	W/L	Atl.	Opp.	Record
10/16	CINCINNATI	L	110	125	0-1
10/19	MILWAUKEE	W	125	107	1-1
10/23	CHICAGO	W	106	91	2-1
10/25	at Seattle	L	112	123	2-2
10/27	at Phoenix	W	123	100	3-2
10/29	at Los Angeles	L	124	125	3-3
10/30	at San Diego	L	116	127	3-4
11/1	SAN FRAN.	W	109	105	4-4
11/3	BOSTON	L	103	123	4-5
11/6	at Baltimore	L	119	140	4-6
11/8	SAN DIEGO	W	114	101	5-6
11/9	SAN FRAN.	W	113	106	6-6
11/12	at San Francisco	L	108	123	6-7
11/13	at Seattle	W	142	113	7-7
11/15	PHILADELPHIA	L	115	116	7-8
11/16	at Cincinnati	L	125	130	7-9
11/19	at Milwaukee	L	98	119	7-10
11/20	NEW YORK	W	111	106	8-10
11/21	at Detroit	W	129	121	9-10
11/23	at Chicago	W	114	96	10-10
11/24	BALTIMORE	L	111	118	10-11
11/26	at Baltimore	L	99	102	10-12
11/27	CINCINNATI	W	94	91	11-12
11/30	at Cincinnati	W	126	109	12-12
12/3	at New York	L	93	126	12-13
12/4	NEW YORK	L	113	121	12-14
12/6	LOS ANGELES	L	94	99	12-15
12/8	at Phoenix	W	121	99	13-15
12/10	at San Francisco	W	111	100	14-15
12/12	at Seattle	W	93	91	15-15
12/13	at Los Angeles	W	105	103	16-15
12/14	at Chicago	W	87	83	17-15
12/18	MILWAUKEE	W	122	116	18-15
12/21	DETROIT	W	120	110	19-15
12/26	SEATTLE	W	126	96	20-15
12/28	BOSTON	W	110	97	21-15
12/29	BALTIMORE	W	101	99	22-15
1/2	at Chicago	W	106	88	23-15
1/3	DETROIT	W	128	106	24-15
1/4	LOS ANGELES	L	111	121	24-16
1/5	PHOENIX	W	97	96	25-16

ATLANTA

Most points: 142 at Seattle (11/13)  
Least points: 87 (two times)

(#, overtime; #2, double OT; #3, three OT; #4, four OT)

Date	Opponent	W/L	Atl.	Opp.	Record
1/8	at Philadelphia	L	111	112	25-17
1/10	DETROIT	W	104	101	26-17
1/11	LOS ANGELES	W	104	100	27-17
ALL-STAR BREAK					
1/16	(1) PHOENIX	W	112	107	28-17
1/17	PHOENIX	W	112	107	29-17
1/19	NEW YORK	W	100	96	30-17
1/21	at San Diego	L	113	124	30-18
1/22	at Phoenix	W	125	107	31-18
1/24	LOS ANGELES	W	110	106	32-18
1/25	at Baltimore	W	112	109	33-18
1/26	PHILADELPHIA	L	115	119	33-19
1/28	at Boston	L	96	108	33-20
1/29	at Philadelphia	L	96	119	33-21
1/31	SEATTLE	L	112	119	33-22
2/1	DETROIT	W	119	99	34-22
2/2	SAN DIEGO	W	115	103	35-22
2/4	at New York	L	97	122	35-23
2/7	at Boston	W	109	107	36-23
2/8	CHICAGO	W	106	97	37-23
2/9	BALTIMORE	L	101	102	37-24
2/11	SAN FRANCISCO	L	87	92	37-25
2/12	at Milwaukee	W	113	106	38-25
2/14	(#) BOSTON	W	104	101	39-25
2/16	SAN FRANCISCO	L	106	113	39-26
2/17	(2) MILWAUKEE	L	111	123	39-27
2/18	(3) at Cincinnati	W	124	123	40-27
2/20	at Detroit	W	97	87	41-27
2/23	SAN DIEGO	W	124	92	42-27
2/25	at New York	L	101	122	42-28
2/28	at Boston	L	120	122	42-29
3/3	MILWAUKEE	W	112	106	43-29
3/8	PHILADELPHIA	W	138	99	44-29
3/9	CINCINNATI	W	134	107	45-29
3/11	at Chicago	L	90	102	45-30
3/12	CHICAGO	W	109	90	46-30
3/15	at Philadelphia	L	120	122	46-31
3/16	(#) SEATTLE	W	131	127	47-31
3/18	at San Francisco	W	128	115	48-31
3/20	SAN DIEGO	L	97	115	48-32
3/21	at Los Angeles	L	103	116	48-33
3/23	at San Diego	L	121	128	48-34

OPPONENT

Most points: 140 (Baltimore, 11/6)  
Least points: 83 (Chicago, 12/14)

## YEARLY RESULTS: 1969 - 70



48-34 OVERALL (25-13 at home, 18-16 on the road, 5-5 at neutral site)

## SEASON STATS

	G	Min	FGM	FGA	Pct	FTM	FTA	Pct	Reb	Asst	PF	DQ	Pts	Avg
Hudson	80	3091	830	1564	.531	371	450	.824	373	276	225	1	2031	25.4
Caldwell	82	2857	674	1329	.507	379	551	.688	407	287	255	3	1727	21.1
Bellamy	23	855	141	287	.491	75	124	.605	310	88	97	2	357	15.5
Hazzard	82	2757	493	1056	.467	267	330	.809	329	561	264	3	1253	15.3
Bridges	82	3269	443	932	.475	331	451	.734	1181	345	292	6	1217	14.8
Davis	82	2623	438	943	.464	240	318	.755	796	238	335	5	1116	13.6
Gregor	81	1603	286	661	.433	88	113	.779	397	63	159	5	660	8.1
Beard	72	941	183	392	.467	135	163	.828	140	121	124	0	501	7.0
Ohl	66	984	176	372	.473	58	72	.806	71	98	113	1	410	6.2
Newmark	64	612	127	296	.429	59	77	.766	174	42	128	3	313	4.9
O'Malley	24	113	21	60	.350	8	19	.421	26	10	12	0	50	2.1
Tormohlen	2	11	2	4	.500	0	0	.000	4	1	3	0	4	2.0
Guerin	8	64	3	11	.273	1	1	1.000	2	12	9	0	7	0.9

## RESULTS

(#, overtime; #2, double OT; #3, three OT; #4, four OT)  
 (1) at Auburn, AL (2) at Albuquerque, NM (3) at St. Louis, MO (4) at Salt Lake City, UT (5) at Kansas City, KS  
 (6) at Cleveland, OH (7) at Memphis, TN (8) at Columbia, SC (9) at Greenville, SC

Date	Opponent	W/L	Atl.	Opp.	Record	Date	Opponent	W/L	Atl.	Opp.	Record
10/15	SEATTLE	W	124	119	1-0	1/2	at Philadelphia	L	117	121	26-15
10/18	PHOENIX	W	121	116	2-0	1/3	CINCINNATI	L	102	104	26-16
10/22	SAN FRANCISCO	L	93	94	2-1	1/4	at Milwaukee	W	126	125	27-16
10/24	at Boston	W	122	110	3-1	1/6	SEATTLE	W	101	97	28-16
10/25	DETROIT	L	104	125	3-2	1/7	at Boston	W	112	106	29-16
10/28	at New York	L	104	128	3-3	1/9	LOS ANGELES	L	112	127	29-17
10/29	SAN DIEGO	W	117	114	4-3	1/10	at Baltimore	L	109	130	29-18
11/1	(#) at Baltimore	W	140	137	5-3	1/12	(7) DETROIT	L	100	113	29-19
11/2	SEATTLE	W	125	113	6-3	1/13	at Philadelphia	L	105	136	29-20
11/5	BOSTON	W	128	121	7-3	1/14	SAN FRANCISCO	L	101	103	29-21
11/6	(#) at Chicago	W	142	137	8-3	1/16	(8) CINCINNATI	W	117	100	30-21
11/8	SAN FRANCISCO	W	106	93	9-3	1/18	CHICAGO	W	125	107	31-21
11/10	(1) CHICAGO	W	133	132	10-3	ALL-STAR BREAK					
11/11	PHILADELPHIA	W	124	107	11-3	1/25	MILWAUKEE	L	116	131	31-22
11/14	at San Francisco	W	120	109	12-3	1/26	at San Francisco	W	131	104	32-22
11/15	at San Diego	L	118	133	12-4	1/28	at Seattle	L	119	120	32-23
11/16	(2) at Phoenix	L	118	139	12-5	1/29	at Phoenix	L	102	111	32-24
11/19	at Seattle	W	137	116	13-5	1/30	at Los Angeles	L	87	102	32-25
11/21	at Detroit	W	118	106	14-5	2/1	BALTIMORE	L	124	133	32-26
11/22	PHILADELPHIA	L	116	132	14-6	2/2	(9) DETROIT	W	125	121	33-26
11/25	(3) MILWAUKEE	L	115	130	14-7	2/4	NEW YORK	W	111	96	34-26
11/26	NEW YORK	L	103	138	14-8	2/6	CHICAGO	W	104	93	35-26
11/28	at Boston	W	130	105	15-8	2/8	at Chicago	L	107	117	35-27
11/29	CINCINNATI	W	128	111	16-8	2/10	at San Francisco	L	104	113	35-28
12/4	SEATTLE	W	119	111	17-8	2/11	at San Diego	W	155	131	36-28
12/5	at Cincinnati	L	127	156	17-9	2/12	at Los Angeles	L	114	136	36-29
12/7	at Los Angeles	W	104	103	18-9	2/15	BOSTON	W	146	125	37-29
12/9	(4) SAN FRANCISCO	W	117	115	19-9	2/21	at New York	W	122	106	38-29
12/10	at San Diego	L	107	126	19-10	2/22	DETROIT	L	114	116	39-30
12/12	LOS ANGELES	W	121	107	20-10	2/24	at Los Angeles	W	118	105	40-30
12/13	MILWAUKEE	L	100	121	20-11	2/25	at Seattle	L	112	120	40-31
12/16	(#) at New York	W	125	124	21-11	2/27	at Baltimore	L	107	114	40-32
12/17	BALTIMORE	L	133	138	21-12						
12/18	(5) at Chicago	L	112	114	21-13	3/1	PHOENIX	L	98	109	40-33
12/20	BOSTON	W	122	106	22-13	3/3	LOS ANGELES	W	101	93	41-33
12/21	CHICAGO	W	118	111	23-13	3/5	at Milwaukee	W	126	117	42-33
12/26	(6) at Cincinnati	L	110	130	23-14	3/8	at Phoenix	L	119	130	42-34
12/27	PHILADELPHIA	W	112	107	24-14	3/10	MILWAUKEE	W	140	127	43-34
12/29	SAN DIEGO	W	122	118	25-14	3/11	SAN DIEGO	W	122	121	44-34
12/31	BALTIMORE	W	122	111	26-14	3/15	PHOENIX	W	126	111	45-34
						3/17	at Philadelphia	W	128	125	46-34
						3/20	NEW YORK	W	110	102	47-34
						3/22	at Detroit	W	130	126	48-34



## YEARLY RESULTS: 1970 - 71



36-46 OVERALL (21-20 at home, 14-26 on the road, 1-0 at neutral site)

## SEASON STATS

	G	Min	FGM	FGA	Pct	FTM	FTA	Pct	Reb	Asst	PF	DQ	Pts	Avg
Hudson	76	3113	829	1713	.484	381	502	.759	386	257	186	0	2039	26.8
Maravich	81	2926	738	1613	.458	404	505	.800	298	355	238	1	1880	23.2
Hazzard	82	2877	517	1126	.459	315	415	.759	300	514	276	2	1349	16.5
Bellamy	82	2908	433	879	.493	336	556	.604	1060	230	271	4	1202	14.7
Bridges	82	3140	382	834	.458	211	330	.639	1233	240	317	7	975	11.9
Chambers	65	1168	237	526	.451	106	134	.791	245	61	119	0	580	8.9
Davis	82	1864	241	503	.479	195	288	.677	546	108	253	5	677	8.3
Chappell	42	451	71	161	.441	60	74	.811	133	16	63	2	202	4.8
Valley	51	430	73	204	.358	45	59	.763	34	47	50	0	191	3.7
Christian	54	524	55	127	.433	40	64	.625	177	30	118	0	150	2.8
White	38	315	34	84	.405	22	39	.564	48	47	62	2	90	2.4
Riley	7	39	4	9	.444	5	9	.556	12	1	5	0	13	1.9

## RESULTS

(#, overtime; #2, double OT; #3, three OT; #4, four OT)

(1) at College Park, MD

Date	Opponent	W/L	Atl.	Opp.	Record
10/17	MILWAUKEE	L	98	107	0-1
10/21	SAN FRANCISCO	W	102	100	1-1
10/22	at Detroit	L	101	120	1-2
10/24	BOSTON	L	109	113	1-3
10/26	at Cincinnati	L	107	126	1-4
10/31	SAN DIEGO	L	117	121	1-5
11/1	at Cleveland	W	131	107	2-5
11/4	DETROIT	L	105	117	2-6
11/6	at Philadelphia	L	112	118	2-7
11/7	PHOENIX	L	100	107	2-8
11/10	PHILADELPHIA	W	109	104	3-8
11/11	at Buffalo	L	118	134	3-9
11/13	at Boston	W	116	114	4-9
11/14	CHICAGO	L	116	120	4-10
11/17	at Los Angeles	L	105	116	4-11
11/18	at Portland	L	131	146	4-12
11/21	BALTIMORE	W	130	103	5-12
11/22	PHILADELPHIA	W	125	115	6-12
11/24	at New York	L	119	128	6-13
11/25	NEW YORK	L	111	114	6-14
11/27	at San Diego	L	127	128	6-15
11/29	at Seattle	L	107	130	6-16
12/1	at San Francisco	L	106	113	6-17
12/2	at Phoenix	L	112	126	6-18
12/5	SEATTLE	W	106	100	7-18
12/8	at Milwaukee	L	104	125	7-19
12/9	at Cincinnati	L	106	118	7-20
12/11	at Chicago	L	86	87	7-21
12/12	PORTLAND	W	107	101	8-21
12/13	BUFFALO	W	110	91	9-21
12/16	SAN DIEGO	W	128	117	10-21
12/18	(1) at Baltimore	W	116	112	11-21
12/19	LOS ANGELES	L	104	116	11-22
12/22	at Los Angeles	W	119	115	12-22
12/23	at San Diego	L	102	133	12-23
12/25	at Phoenix	L	115	127	12-24
12/26	CINCINNATI	L	118	130	12-25
12/28	SAN FRANCISCO	L	104	115	12-26
12/29	at Detroit	L	97	99	12-27
12/31	CLEVELAND	W	119	85	13-27

ATLANTA  
Most points: 139 vs. Phoenix (3/10)  
Least points: 86 at Chicago (12/11)

Date	Opponent	W/L	Atl.	Opp.	Record
1/2	at New York	W	112	108	14-27
1/3	BOSTON	L	128	140	14-28
1/5	DETROIT	L	90	98	14-29
1/7	BALTIMORE	L	102	110	14-30
1/8	at Baltimore	L	104	115	14-31
1/10	PHOENIX	L	105	116	14-32
ALL-STAR BREAK					
1/15	at Boston	L	123	134	14-33
1/16	LOS ANGELES	W	127	123	15-33
1/18	at Buffalo	W	123	113	16-33
1/20	SEATTLE	L	108	112	16-34
1/22	at Milwaukee	W	117	110	17-34
1/24	MILWAUKEE	L	120	142	17-35
1/26	at Philadelphia	L	122	129	18-35
1/27	NEW YORK	L	108	116	17-37
1/29	CLEVELAND	W	119	111	18-37
1/31	SAN DIEGO	W	131	120	19-37
2/2	at San Francisco	L	99	101	19-38
2/4	at Portland	L	123	137	19-39
2/5	(#) at Seattle	W	121	120	20-39
2/7	CINCINNATI	W	121	118	21-39
2/9	at New York	W	114	109	22-39
2/10	BOSTON	W	114	102	23-39
2/12	NEW YORK	W	125	116	24-39
2/14	MILWAUKEE	L	88	124	24-40
2/16	at Chicago	L	102	118	24-41
2/20	at Baltimore	W	122	115	25-41
2/21	BALTIMORE	L	119	121	25-42
2/24	PORTLAND	W	118	107	26-42
2/26	(#) at Boston	L	129	137	26-43
2/27	BUFFALO	W	134	117	27-43
2/28	DETROIT	L	105	106	27-44
3/2	at Seattle	W	128	116	28-44
3/3	at San Francisco	W	109	105	29-44
3/5	at Los Angeles	W	105	104	30-44
3/7	CINCINNATI	W	122	112	31-44
3/10	PHOENIX	W	139	98	32-44
3/12	at Cleveland	W	119	107	33-44
3/13	at Cincinnati	L	127	136	33-45
3/14	PHILADELPHIA	W	108	101	34-45
3/16	at Philadelphia	W	130	125	35-45
3/19	(#) CHICAGO	W	112	111	36-45
3/20	at Chicago	L	121	138	36-36

OPPONENT  
Most points: 146 (Portland, 11/18)  
Least points: 85 (Cleveland, 12/31)

## YEARLY RESULTS: 1971 - 72



36-46 OVERALL (22-19 at home, 13-26 on the road, 1-1 at neutral site)

## SEASON STATS

	G	Min	FGM	FGA	Pct	FTM	FTA	Pct	Reb	Asst	PF	DQ	Pts	Avg
Hudson	77	3042	775	1540	.503	349	430	.812	385	309	225	0	1899	24.7
Maravich	66	2302	460	1077	.427	355	438	.811	256	393	207	0	1275	19.3
Bellamy	82	3187	593	1089	.545	340	581	.585	1049	262	255	2	1526	18.6
Washington	67	2416	325	729	.446	201	256	.785	601	121	217	0	851	12.7
Adams	70	2030	307	779	.394	204	273	.747	494	137	259	5	818	11.7
Gilliam	82	2337	345	774	.446	145	173	.838	335	377	232	3	835	10.2
Bridges	14	546	51	134	.381	31	44	.705	190	40	50	1	133	9.5
May	75	1285	234	476	.492	126	164	.768	217	55	133	0	594	7.9
Williams	10	127	23	53	.434	21	29	.724	4	20	18	0	67	6.7
Trapp	60	890	144	388	.371	105	139	.755	183	51	144	2	393	6.6
Valley	9	110	20	43	.465	13	20	.650	11	9	13	0	53	5.9
Payne	29	227	45	103	.437	29	46	.630	69	15	40	0	119	4.1
Halliburton	37	288	61	133	.459	25	30	.833	37	20	50	1	147	4.0
Siegfried	21	335	25	77	.325	20	23	.870	32	52	32	0	70	3.3
Christian	56	485	66	142	.465	44	61	.721	181	28	77	0	176	3.1
Davis	11	119	8	33	.242	10	18	.556	36	8	14	0	26	2.4

## RESULTS

(#, overtime; #2, double OT; #3, three OT; #4, four OT)

(1) at San Diego, CA, (2) at Hershey, PA

Date	Opponent	W/L	Atl.	Opp.	Record
10/12	at Cincinnati	L	113	127	0-1
10/16	PHILADELPHIA	L	102	104	0-2
10/20	LOS ANGELES	L	104	126	0-3
10/22	BOSTON	L	108	115	0-4
10/23	at New York	W	95	89	1-4
10/25	at Boston	L	116	136	1-5
10/27	NEW YORK	W	110	96	2-5
10/29	at Cleveland	W	98	97	3-5
10/30	DETROIT	L	99	104	3-6
11/3	CHICAGO	L	100	113	3-7
11/5	(#) BUFFALO	L	117	122	3-8
11/6	at Philadelphia	L	96	101	3-9
11/10	MILWAUKEE	L	100	116	3-10
11/12	GOLDEN STATE	W	106	104	4-10
11/17	SEATTLE	L	104	112	4-11
11/20	PHOENIX	W	115	109	5-11
11/23	at Buffalo	L	97	102	5-12
11/24	at Milwaukee	L	107	141	5-13
11/26	BALTIMORE	L	105	118	5-14
11/27	CLEVELAND	L	95	103	5-15
11/28	at Boston	L	108	130	5-16
11/30	at Chicago	L	85	86	5-17
12/1	at Detroit	W	117	103	6-17
12/4	PHILADELPHIA	W	126	109	7-17
12/7	(1) at Golden State	W	116	113	8-17
12/9	at Phoenix	L	115	135	8-18
12/10	at Houston	L	88	95	8-19
12/12	at Los Angeles	L	95	104	8-20
12/15	(#) HOUSTON	L	115	117	8-21
12/17	at Baltimore	L	103	114	8-22
12/18	BALTIMORE	W	123	94	9-22
12/19	CINCINNATI	W	101	99	10-22
12/22	at Cincinnati	W	106	103	11-22
12/23	at Cleveland	L	110	115	11-23
12/25	BUFFALO	W	140	117	12-23
12/26	at Milwaukee	L	92	114	12-24
12/27	PORTLAND	W	135	121	13-24
12/30	at Houston	L	115	129	13-25
1/1	at Phoenix	W	116	111	14-25
1/4	at Portland	W	103	91	15-25

ATLANTA  
Most points: 140 vs. Buffalo (12/25)  
Least points: 81 at Baltimore (2/18)

Date	Opponent	W/L	Atl.	Opp.	Record
1/5	at Seattle	L	116	127	15-26
1/7	LOS ANGELES	L	90	134	15-27
1/8	at Baltimore	L	102	110	15-28
1/12	MILWAUKEE	W	104	102	16-28
1/14	at Cincinnati	L	102	126	16-29
1/15	BOSTON	L	106	122	16-30
1/16	PHILADELPHIA	W	124	116	17-30
ALL-STAR BREAK					
1/21	GOLDEN STATE	L	111	113	17-31
1/23	at Milwaukee	W	118	113	18-31
1/25	at Buffalo	W	123	110	19-31
1/26	SEATTLE	L	119	131	19-32
1/28	DETROIT	W	124	108	20-32
1/30	at Phoenix	L	103	105	20-33
2/3	at Golden State	L	115	132	20-34
2/5	CLEVELAND	W	120	117	21-34
2/6	at Houston	L	113	120	21-35
2/9	LOS ANGELES	L	113	117	21-36
2/11	at Chicago	L	91	102	21-37
2/12	CHICAGO	L	106	117	21-38
2/13	BUFFALO	W	133	119	22-38
2/15	at Detroit	W	113	105	23-38
2/16	BALTIMORE	W	105	103	24-38
2/18	at Baltimore	L	81	106	24-39
2/20	CINCINNATI	L	92	101	24-40
2/23	PHOENIX	W	120	118	25-40
2/25	(2) at Philadelphia	L	110	114	25-41
2/27	PORTLAND	W	113	110	26-41
2/29	at Buffalo	W	99	89	27-41
3/3	at Los Angeles	L	104	113	27-42
3/4	at Portland	W	120	101	28-42
3/5	at Seattle	L	110	112	28-43
3/8	CHICAGO	L	96	98	28-44
3/12	CLEVELAND	W	135	114	29-44
3/14	at New York	L	107	115	29-45
3/15	SEATTLE	W	134	96	30-45
3/17	at Detroit	L	112	121	30-46
3/18	CINCINNATI	W	115	106	31-46
3/19	at Cleveland	W	115	105	32-46
3/21	at Philadelphia	W	117	111	33-46
3/22	HOUSTON	W	107	106	34-46
3/24	GOLDEN STATE	W	118	102	35-46
3/26	NEW YORK	W	120	106	36-46

## YEARLY RESULTS: 1972 - 73

46-36 OVERALL (28-13 at home, 17-23 on the road, 1-0 at neutral site)



## SEASON STATS

	G	Min	FGM	FGA	Pct	FTM	FTA	Pct	Reb	Asst	PF	DQ	Pts	Avg
Hudson	75	3027	816	1710	.477	397	481	.825	467	258	197	1	2029	27.1
Maravich	79	3089	789	1788	.441	485	606	.800	346	546	245	1	2063	26.1
Bellamy	74	2802	455	901	.505	283	526	.538	964	179	244	1	1193	16.1
Gilliam	76	2741	471	1007	.468	123	150	.820	399	482	257	8	1065	14.0
Trapp	77	1853	359	824	.436	150	194	.773	455	127	274	11	868	11.3
Washington	75	2833	308	713	.432	163	224	.728	801	174	252	5	779	10.4
Bracey	70	1050	192	395	.486	73	110	.664	107	125	125	0	457	6.5
Adams	4	76	8	38	.211	7	8	.875	22	5	11	0	23	5.8
Halliburton	24	238	50	116	.431	21	22	.955	26	28	29	0	121	5.0
May	32	317	61	134	.455	22	31	.710	67	21	55	0	144	4.5
Christian	55	759	85	155	.548	60	79	.759	305	47	111	2	230	4.2
Wetzel	28	504	42	94	.447	14	17	.824	58	39	41	1	98	3.5
Tschogl	10	94	14	40	.350	2	4	.500	21	6	25	0	30	3.0
Mast	42	447	50	118	.424	19	30	.633	136	37	50	0	119	2.8

## RESULTS

(#, overtime; #2, double OT; #3, three OT; #4, four OT)

Date	Opponent	W/L	Atl.	Opp.	Record
10/10	at Buffalo	W	120	109	1-0
10/13	at Baltimore	L	98	115	1-1
10/15	NEW YORK	W	109	101	2-1
10/17	BOSTON	L	115	119	2-2
10/20	at Houston	L	108	120	2-3
10/21	at Kansas City	L	101	108	2-4
10/24	at Portland	W	118	110	3-4
10/25	at Seattle	W	118	115	4-4
10/28	at Golden State	L	107	122	4-5
10/31	HOUSTON	L	105	106	4-6
11/3	at Houston	W	114	108	5-6
11/4	PHILADELPHIA	W	128	120	6-6
11/7	(#) BALTIMORE	W	109	107	7-6
11/9	at New York	L	99	101	7-7
11/11	MILWAUKEE	W	111	102	8-7
11/14	GOLDEN STATE	L	105	114	8-8
11/18	PHOENIX	W	126	122	9-8
11/19	at Cleveland	L	98	109	9-9
11/21	(#) at Detroit	L	110	113	9-10
11/23	SEATTLE	W	110	97	10-10
11/25	CHICAGO	L	99	100	10-11
11/26	at Milwaukee	L	96	108	10-12
11/29	at Phoenix	L	98	109	10-13
12/1	(#) at Los Angeles	W	114	109	11-13
12/2	at Portland	W	106	103	12-13
12/5	PORTLAND	W	122	121	13-13
12/7	(#) at Chicago	W	94	89	14-13
12/8	BALTIMORE	W	134	115	15-13
12/9	at Kansas City	L	115	130	15-14
12/12	at New York	L	93	114	15-15
12/13	NEW YORK	W	121	120	16-15
12/16	CLEVELAND	W	100	94	17-15
12/20	KANSAS CITY	W	119	102	18-15
12/22	at Buffalo	W	110	109	19-15
12/23	(1) at Philadelphia	W	124	112	20-15
12/26	at Cleveland	L	96	115	20-16
12/27	at Philadelphia	W	121	120	21-16
12/28	BALTIMORE	L	111	112	21-17
12/30	BUFFALO	W	120	110	22-17
1/2	at Chicago	L	90	100	22-18
1/3	at Milwaukee	L	97	105	22-19

(1) at Pittsburgh, PA

Date	Opponent	W/L	Atl.	Opp.	Record
1/5	BOSTON	L	108	126	22-20
1/6	at Detroit	W	116	111	23-20
1/9	HOUSTON	W	120	114	24-20
1/11	NEW YORK	L	107	122	24-21
1/12	at Boston	L	109	133	24-22
1/14	LOS ANGELES	L	100	102	24-23
1/16	(#) DETROIT	W	130	129	25-23
1/17	at Philadelphia	W	122	105	26-23
1/18	BUFFALO	L	125	127	26-24
1/20	CLEVELAND	W	96	84	27-24
1/26	at Buffalo	W	118	82	28-24
1/27	KANSAS CITY	W	129	126	29-24
1/28	at Houston	L	108	116	29-25
1/30	DETROIT	L	123	126	29-26
2/2	at Boston	W	100	99	30-26
2/3	BUFFALO	W	105	101	31-26
2/6	BALTIMORE	W	112	106	32-26
2/7	at Baltimore	L	108	137	32-27
2/8	(#) CLEVELAND	L	132	136	32-28
2/10	HOUSTON	W	103	91	33-28
2/11	at Cleveland	W	115	107	34-28
2/16	at Phoenix	W	111	104	35-28
2/18	at Los Angeles	W	99	92	36-28
2/20	at Golden State	L	115	118	36-29
2/23	at Seattle	L	120	124	36-30
2/27	SEATTLE	W	131	130	37-30
3/2	at Philadelphia	W	130	107	38-30
3/3	HOUSTON	W	136	125	39-30
3/4	PHILADELPHIA	W	138	130	40-30
3/8	PORTLAND	W	135	129	41-30
3/10	GOLDEN STATE	W	117	113	42-30
3/11	at Houston	L	118	129	42-31
3/13	at Cleveland	L	107	115	42-32
3/16	PHOENIX	W	135	127	43-32
3/18	MILWAUKEE	L	104	105	43-33
3/20	LOS ANGELES	W	114	112	44-33
3/21	at New York	W	98	93	45-33
3/23	at Boston	L	108	124	45-34
3/24	CHICAGO	W	113	111	46-34
3/25	at Baltimore	L	105	112	46-35
3/27	BOSTON	L	110	117	46-36

## ATLANTA

Most points: 138 vs. Philadelphia (3/4)  
Least points: 90 at Chicago (1/2)

## OPPONENT

Most points: 137 (Baltimore, 2/7)  
Least points: 82 (Buffalo, 1/26)

## YEARLY RESULTS: 1973 - 74

35-47 OVERALL (23-18 at home, 12-25 on the road, 0-4 at neutral site)



## SEASON STATS

	G	Min	FGM	FGA	Pct	FTM	FTA	Pct	Reb	Asst	PF	Stl	Blk	Pts	Avg
Maravich	76	2903	819	1791	.457	469	568	.826	374	396	261	111	13	2107	27.7
Hudson	65	2588	678	1356	.500	295	353	.836	350	213	205	160	29	1651	25.4
Gilliam	62	2003	384	846	.454	106	134	.791	267	355	190	134	18	874	14.1
Bellamy	77	2440	389	801	.486	233	383	.608	740	189	232	52	48	1011	13.1
Washington	73	2519	297	612	.485	134	196	.684	735	156	249	49	74	728	10.0
Brown	77	1715	277	632	.438	163	217	.751	441	114	239	29	16	717	9.3
Jones	74	1448	238	502	.474	116	156	.744	454	86	197	29	64	592	8.0
Bracey	75	1463	241	520	.463	69	96	.719	146	231	157	60	5	551	7.3
Wetzel	70	1232	107	252	.425	41	57	.719	170	138	147	73	19	255	3.6
Schlueter	57	547	63	135	.467	38	50	.760	155	45	84	25	22	164	2.9
Inglesby	48	398	50	131	.382	29	37	.784	44	37	43	19	4	129	2.7
Tschogl	64	499	59	166	.355	10	17	.588	76	33	69	17	20	128	2.0

## RESULTS

(#, overtime; #2, double OT; #3, three OT; #4, four OT)

Date	Opponent	W/L	Atl.	Opp.	Record
10/9	CAPITAL	W	128	114	1-0
10/11	LOS ANGELES	W	129	102	2-0
10/12	at Detroit	L	105	122	2-1
10/13	KC/OMAHA	L	102	117	2-2
10/20	at Phoenix	L	108	118	2-3
10/21	at Los Angeles	W	119	100	3-3
10/24	at Seattle	W	131	106	4-3
10/26	at Portland	L	110	127	4-4
10/27	at Golden State	W	125	116	5-4
10/30	PHOENIX	W	122	101	6-4
11/2	at Houston	W	125	123	7-4
11/3	BOSTON	L	109	122	7-5
11/4	at Cleveland	W	115	110	8-5
11/8	DETROIT	L	115	129	8-6
11/10	PHILADELPHIA	W	120	97	9-6
11/13	at Buffalo	L	114	121	9-7
11/15	PORTLAND	W	123	114	10-7
11/17	CAPITAL	L	109	115	10-8
11/22	GOLDEN STATE	L	99	101	10-9
11/23	at Capital	L	86	101	10-10
11/24	MILWAUKEE	L	92	112	10-11
11/27	at KC/Omaha	W	129	110	11-11
11/28	BUFFALO	W	130	106	12-11
12/1	SEATTLE	W	120	110	13-11
12/5	at KC/Omaha	L	105	117	13-12
12/7	at Boston	L	112	116	13-13
12/8	at New York	L	100	117	13-14
12/11	(#) BUFFALO	L	127	132	13-15
12/15	at Milwaukee	L	82	116	13-16
12/18	at Capital	W	98	91	14-16
12/19	NEW YORK	W	107	105	15-16
12/21	at Houston	W	124	110	16-16
12/22	CLEVELAND	L	98	108	16-17
12/26	PHILADELPHIA	W	145	118	17-17
12/28	at Chicago	L	94	118	17-18
12/29	HOUSTON	W	114	110	18-18
12/30	at Cleveland	W	99	94	19-18
1/1	at New York	L	89	99	19-19
1/2	PHOENIX	L	113	116	19-20
1/5	CLEVELAND	W	99	86	20-20

(1) Toronto, ON

(2) at Hershey, PA

(3) at Madison, WI (4) at Providence, RI

Date	Opponent	W/L	Atl.	Opp.	Record
1/6	(1) at Buffalo	L	109	118	20-21
1/8	at Buffalo	L	96	100	20-22
1/10	CHICAGO	L	104	116	20-23
1/11	(2) at Philadelphia	L	100	121	20-24
1/13	BOSTON	W	128	105	21-24
ALL-STAR BREAK					
1/17	PORTLAND	W	126	99	22-24
1/18	at Boston	L	94	98	22-25
1/19	SEATTLE	W	127	109	23-25
1/22	at Chicago	L	89	102	23-26
1/23	HOUSTON	L	104	115	23-27
1/26	BUFFALO	W	132	122	24-27
1/27	NEW YORK	L	89	111	24-28
1/29	at Cleveland	L	111	118	24-29
1/30	GOLDEN STATE	L	122	129	24-30
2/2	HOUSTON	W	117	107	25-30
2/3	at Houston	L	112	123	25-31
2/5	CAPITAL	W	121	103	26-31
2/6	LOS ANGELES	W	107	103	27-31
2/8	at Philadelphia	W	99	90	28-31
2/9	CLEVELAND	L	84	104	28-32
2/11	PHILADELPHIA	L	95	116	28-33
2/14	at Golden State	L	105	121	28-34
2/16	(#) at Phoenix	L	123	124	28-35
2/17	at Los Angeles	W	113	110	29-35
2/20	(3) at Milwaukee	L	94	110	29-36
2/23	at New York	L	90	98	29-37
2/24	(4) at Boston	L	96	111	29-38
2/27	KC/Omaha	L	76	85	29-39
3/1	MILWAUKEE	L	89	105	29-40
3/2	HOUSTON	W	129	122	30-40
3/5	at Capital	L	89	103	30-41
3/6	NEW YORK	L	94	96	30-42
3/9	CHICAGO	W	106	99	31-42
3/10	DETROIT	L	111	116	31-43
3/12	at Cleveland	L	84	95	31-44
3/15	at Seattle	W	126	107	32-44
3/16	at Portland	L	127	128	32-45
3/20	BOSTON	W	99	89	33-45
3/22	at Philadelphia	W	107	106	34-45
3/23	(#) CAPITAL	W	119	108	35-45
3/24	at Capital	L	92	120	35-46
3/26	at Detroit	L	108	109	35-47

## YEARLY RESULTS: 1974 - 75

31-51 OVERALL (22-19 at home, 9-31 on the road, 0-1 at neutral site)



## SEASON STATS

	G	Min	FGM	FGA	Pct	FTM	FTA	Pct	Reb	Asst	PF	Stl	Blk	Pts	Avg
Hudson	11	380	97	225	.431	48	57	.842	47	40	33	13	2	242	22.0
Drew	78	2289	527	1230	.428	388	544	.713	836	138	274	119	39	1442	18.5
Van Arsdale	73	2570	544	1269	.429	294	383	.768	249	207	231	78	3	1382	18.9
Gilliam	60	1393	314	736	.427	94	113	.832	204	170	124	77	13	722	12.0
Sojourner	73	2129	378	775	.488	95	146	.651	642	93	217	35	57	851	11.7
Henderson	79	2131	367	893	.411	168	241	.697	212	314	149	105	7	902	11.4
Brown	73	1986	315	684	.461	185	250	.740	434	133	228	54	15	815	11.2
Jones	75	2086	323	752	.430	132	183	.721	697	152	226	51	51	778	10.4
Meminger	80	2177	233	500	.466	168	263	.639	214	397	160	118	11	634	7.9
Washington	38	905	114	259	.440	41	55	.745	196	68	86	23	13	269	7.1
Lee	9	177	12	36	.333	32	39	.821	70	8	25	1	4	56	6.2
Kauffman	73	797	113	261	.433	59	84	.702	182	81	103	19	4	285	3.9
Wetzel	63	785	87	204	.426	68	77	.883	114	77	108	51	8	242	3.8

## RESULTS

(#, overtime; #2, double OT; #3, three OT; #4, four OT)

(1) at Baton Rouge, LA

Date	Opponent	W/L	Atl.	Opp.	Record	Date	Opponent	W/L	Atl.	Opp.	Record
10/18	at Chicago	L	115	120	0-1	1/8	at Boston	L	96	104	17-24
10/19	HOUSTON	W	118	112	1-1	1/10	at Chicago	L	113	116	17-25
10/22	PHILADELPHIA	W	125	92	2-1	1/11	DETROIT	L	113	118	17-26
10/24	CLEVELAND	L	97	116	2-2	ALL-STAR BREAK					
10/25	at Boston	L	109	116	2-3	1/16	WASHINGTON	W	108	85	18-26
10/30	at Detroit	W	104	96	3-3	1/18	BUFFALO	L	115	129	18-27
10/31	at New York	L	90	93	3-4	1/19	SEATTLE	W	117	109	19-27
11/2	BOSTON	L	125	126	3-5	1/21	NEW ORLEANS	W	135	103	20-27
11/7	PHOENIX	W	109	108	4-5	1/23	HOUSTON	L	95	96	20-28
11/9	PORTLAND	L	115	119	4-6	1/24	at Detroit	L	103	113	20-29
11/10	at Milwaukee	W	99	94	5-6	1/25	MILWAUKEE	W	117	101	21-29
11/12	at Golden State	L	111	128	5-7	1/28	at New York	L	111	115	21-30
11/14	at Portland	L	92	104	5-8	1/30	NEW YORK	L	115	117	21-31
11/16	NEW ORLEANS	W	130	104	6-8	1/31	at Buffalo	L	101	111	21-32
11/19	SEATTLE	W	122	113	7-8	2/1	at Cleveland	L	109	112	21-33
11/21	NEW YORK	L	95	101	7-9	2/4	CLEVELAND	W	111	97	22-33
11/22 (1)	at New Orleans	L	86	90	7-10	2/6	DETROIT	W	111	98	23-33
11/23	KC/OMAHA	L	100	103	7-11	2/7	at Houston	L	97	105	23-34
11/26	WASHINGTON	W	119	102	8-11	2/8	NEW ORLEANS	L	102	106	23-35
11/27	at Washington	L	104	114	8-12	2/10	at New Orleans	L	89	96	23-36
11/29	at Houston	W	96	91	9-12	2/14	at Los Angeles	L	100	108	23-37
12/3	at Phoenix	W	90	85	10-12	2/15	at Phoenix	W	111	107	24-37
12/6	at Los Angeles	L	84	100	10-13	2/20	at Golden State	L	102	108	24-38
12/8	at Seattle	W	102	95	11-13	2/21	at Seattle	L	108	110	24-39
12/10	at Portland	W	107	103	12-13	2/23 (#)	at Cleveland	L	105	111	24-40
12/12	GOLDEN STATE	L	109	129	12-14	2/27	CHICAGO	L	91	111	24-41
12/14 (#)	BOSTON	L	90	92	12-15	3/1	KC/OMAHA	W	108	95	25-41
12/17	WASHINGTON	W	96	85	13-15	3/4	LOS ANGELES	W	109	97	26-41
12/19	CHICAGO	L	80	88	13-16	3/5	at Washington	L	112	118	26-42
12/20	at Buffalo	W	113	102	14-16	3/6	GOLDEN STATE	W	110	106	27-42
12/21	HOUSTON	L	96	101	14-17	3/8	NEW ORLEANS	W	113	101	28-42
12/23	at Philadelphia	L	88	100	14-18	3/11	WASHINGTON	L	87	99	28-43
12/25	at Washington	L	92	110	14-19	3/13	MILWAUKEE	L	104	120	28-44
12/26	at Houston	L	86	114	14-20	3/15	at New Orleans	L	123	140	28-45
12/28	LOS ANGELES	W	106	89	15-20	3/16	PHOENIX	W	117	114	29-45
12/29	at Cleveland	L	103	110	15-21	3/18	at KC/Omaha	L	101	105	29-46
1/1	at KC/Omaha	W	102	97	16-21	3/21	at Philadelphia	L	103	114	29-47
1/2	at Milwaukee	L	111	116	16-22	3/22	PHILADELPHIA	W	104	100	30-47
1/4	BUFFALO	L	108	121	16-23	3/25	PORTLAND	L	89	105	30-48
1/7 (#)	CLEVELAND	W	113	112	17-23	3/29	CLEVELAND	W	103	97	31-48
						3/30	at New Orleans	L	105	108	31-49
						4/1	at Houston	L	104	113	31-50
						4/5	at Washington	L	115	123	31-51

## ATLANTA

Most points: 130 vs. New Orleans (11/16)  
Least points: 80 vs. Chicago (12/19)

## OPPONENT

Most points: 140 (New Orleans, 3/15)  
Least points: 85 (three times)

## YEARLY RESULTS: 1975 - 76

29-53 OVERALL (20-21 at home, 9-32 on the road)



## SEASON STATS

	G	Min	FGM	FGA	Pct	FTM	FTA	Pct	Reb	Asst	PF	Stl	Blk	Pts	Avg
Drew	77	2351	586	1168	.502	488	656	.744	660	150	261	138	30	1660	21.6
Hudson	81	2558	569	1205	.472	237	291	.814	300	214	241	124	17	1375	17.0
Henderson	81	2900	469	1136	.413	216	305	.708	265	374	195	137	10	1154	14.2
Van Arsdale	75	2026	346	785	.441	126	166	.759	186	146	202	57	7	818	10.9
Jones	66	1762	251	542	.463	163	219	.744	524	83	214	52	61	665	10.1
Sojourner	67	1602	248	524	.473	80	119	.672	449	58	174	38	40	576	8.6
Hawkins	74	1907	237	530	.447	136	191	.712	445	212	172	80	46	610	8.2
Brown	75	1758	215	486	.442	162	209	.775	403	126	235	45	16	592	7.9
Meminger	68	1418	155	379	.409	100	152	.658	151	222	116	54	8	410	6.0
Holland	33	351	85	213	.399	22	34	.647	41	26	48	20	2	192	5.8
Willoughby	62	870	113	284	.398	66	100	.660	288	31	87	37	29	292	4.7
DuVal	13	130	15	43	.349	6	9	.667	8	20	15	6	2	36	2.8
Creighton	32	172	12	43	.279	7	16	.438	45	4	23	2	9	31	1.0

## RESULTS

(#, overtime; #2, double OT; #3, three OT; #4, four OT)

Date	Opponent	W/L	Atl.	Opp.	Record	Date	Opponent	W/L	Atl.	Opp.	Record
10/23	NEW ORLEANS	W	109	91	1-0	1/21	BUFFALO	L	94	102	21-20
10/25	DETROIT	L	102	108	1-1	1/23	at Buffalo	L	104	119	21-21
11/2	(#) at Los Angeles	L	113	116	1-2	1/24	at Philadelphia	L	116	130	21-22
11/4	at Portland	W	98	97	2-2	1/25	PHILADELPHIA	L	109	112	21-23
11/6	CLEVELAND	L	108	113	2-3	1/27	at New York	W	114	113	22-23
11/8	SEATTLE	W	107	94	3-3	1/28	at Boston	L	99	110	22-24
11/11	Bos. at Hartford	W	100	91	4-3	1/29	NEW YORK	W	112	109	23-24
11/12	at Detroit	W	109	106	5-3	1/31	NEW ORLEANS	L	95	108	23-25
11/14	WASHINGTON	W	97	88	6-3	2/1	CHICAGO	W	84	80	24-25
11/15	at New York	L	86	92	6-4	ALL-STAR BREAK					
11/16	NEW YORK	W	97	96	7-4	2/5	DETROIT	L	108	111	24-26
11/19	(#) at Golden State	W	104	98	8-4	2/7	WASHINGTON	L	90	103	24-27
11/20	at Washington	L	96	105	8-5	2/8	LOS ANGELES	L	89	97	24-28
11/22	NEW ORLEANS	L	85	89	8-6	2/10	KANSAS CITY	W	111	89	25-28
11/23	PHILADELPHIA	W	115	111	9-6	2/12	at Golden State	L	104	113	25-29
11/26	at New Orleans	W	113	108	10-6	2/13	at Seattle	L	102	119	25-30
11/28	at Boston	L	107	114	10-7	2/15	BUFFALO	W	112	104	26-30
12/4	PORTLAND	W	94	87	11-7	2/17	at Cleveland	L	92	112	26-31
12/6	BOSTON	L	104	111	11-8	2/21	at Washington	L	95	103	26-32
12/10	at Kansas City	L	94	100	11-9	2/22	at New Orleans	L	94	102	26-33
12/11	BUFFALO	W	122	99	12-9	2/26	at Phoenix	L	97	115	26-34
12/13	KANSAS CITY	W	115	101	13-9	2/29	at Portland	L	98	102	26-35
12/16	at New York	L	96	97	13-10	3/4	BOSTON	W	103	98	27-35
12/18	LOS ANGELES	W	114	98	14-10	3/6	at Houston	L	97	101	27-36
12/19	at Houston	L	107	113	14-11	3/7	HOUSTON	W	123	106	28-36
12/20	HOUSTON	W	123	108	15-11	3/11	PHOENIX	L	99	104	28-37
12/21	(#) CHICAGO	L	90	97	15-12	3/12	at Philadelphia	L	107	109	28-38
12/25	at Washington	L	94	99	15-13	3/14	(#) at Kansas City	L	113	114	28-39
12/26	at Cleveland	W	98	97	16-13	3/17	at Houston	L	112	124	28-40
12/27	MILWAUKEE	W	87	82	17-13	3/19	at Chicago	L	101	108	28-41
						3/20	CLEVELAND	L	99	107	28-42
1/1	at New Orleans	L	95	111	17-14	3/23	at Golden State	L	100	118	28-43
1/3	PHOENIX	L	89	100	17-15	3/25	at Phoenix	L	98	107	28-44
1/6	at Milwaukee	W	91	87	18-15	3/26	at Los Angeles	L	85	107	28-45
1/8	HOUSTON	L	106	115	18-16	3/28	at Seattle	L	112	127	28-46
1/10	CLEVELAND	L	100	106	18-17	3/30	(#) at Milwaukee	L	126	130	28-47
1/11	PORTLAND	L	109	116	18-18						
1/14	SEATTLE	L	110	112	18-19	4/2	at Buffalo	L	93	101	28-48
1/15	at Cleveland	W	98	91	19-19	4/3	MILWAUKEE	L	106	115	28-49
1/17	GOLDEN STATE	W	97	91	20-19	4/4	at Cleveland	L	92	120	28-50
1/20	at Chicago	W	100	86	21-19	4/5	WASHINGTON	L	105	133	28-51
						4/9	at Detroit	L	108	111	28-52
						4/10	PHILADELPHIA	W	123	109	29-52
						4/11	HOUSTON	L	111	122	29-53



## YEARLY RESULTS: 1976 - 77

31-51 OVERALL (19-22 at home, 12-29 on the road)



## SEASON STATS

	G	Min	FGM	FGA	Pct	FTM	FTA	Pct	Reb	Asst	PF	Stl	Blk	Pts	Avg
Drew	74	2688	689	1416	.487	412	577	.714	675	133	275	102	29	1790	24.2
Robinson	36	1449	310	648	.478	186	241	.772	462	97	130	38	20	806	22.4
Hudson	58	1745	413	905	.456	142	169	.840	129	155	160	67	19	968	16.7
Henderson	46	1568	196	453	.433	126	168	.750	124	386	74	79	8	518	11.3
Charles	82	2487	354	855	.414	205	256	.801	168	295	240	141	45	913	11.1
Meriweather	74	2068	319	607	.526	182	255	.714	596	82	324	41	82	820	11.1
Terry	12	241	47	87	.540	18	21	.857	18	25	21	9	1	112	9.3
Hawes	44	945	147	305	.480	67	88	.761	261	63	141	36	24	361	8.2
Barker	59	1354	182	436	.417	112	164	.683	401	60	223	33	41	476	8.1
Hill	81	1825	175	439	.399	139	174	.799	143	403	245	85	6	489	6.0
Brown	77	1405	160	350	.457	121	150	.807	236	103	217	46	7	441	5.7
Denton	45	700	103	256	.402	33	47	.702	218	33	100	14	16	239	5.3
Willoughby	39	549	75	169	.444	43	63	.683	170	13	64	19	23	193	4.9
Sojourner	51	551	95	203	.468	41	57	.719	146	21	66	15	9	231	4.5
Davis	7	67	8	35	.229	4	13	.308	7	2	9	7	0	20	2.9
Dickerson	6	63	6	12	.500	5	8	.625	2	11	13	1	0	17	2.8

## RESULTS

(#, overtime; #2, double OT; #3, three OT; #4, four OT)

Date	Opponent	W/L	Atl.	Opp.	Record
10/21	HOUSTON	L	104	120	0-1
10/24	MILWAUKEE	W	115	91	1-1
10/26	SAN ANTONIO	W	122	114	2-1
10/29	at Los Angeles	L	101	118	2-2
10/30	at Golden State	L	106	114	2-3
10/31	at Seattle	L	112	126	2-4
11/2	at Portland	L	116	129	2-5
11/4	CHICAGO	W	97	87	3-5
11/6	DETROIT	L	105	110	3-6
11/7	CLEVELAND	W	107	97	4-6
11/11	PORTLAND	W	107	105	5-6
11/13	NEW ORLEANS	L	86	115	5-7
11/16	at NY Knicks	L	97	100	5-8
11/17	at Boston	L	91	104	5-9
11/20	PHILADELPHIA	L	106	123	5-10
11/21	KANSAS CITY	L	83	106	5-11
11/24	at Indiana	L	93	115	5-12
11/26	at NY Nets	W	109	105	6-12
11/27	BUFFALO	W	101	94	7-12
11/28	GOLDEN STATE	L	98	132	7-13
12/2	WASHINGTON	L	90	102	7-14
12/3	at New Orleans	L	105	121	7-15
12/4	NY NETS	L	105	107	7-16
12/8	at San Antonio	W	117	108	8-16
12/9	at Kansas City	W	102	100	9-16
12/11	at Cleveland	W	95	94	10-16
12/12	PHOENIX	L	91	106	10-17
12/14	LOS ANGELES	W	106	104	11-17
12/16	at Houston	L	107	118	11-18
12/17	at New Orleans	W	113	109	12-18
12/18	BOSTON	L	110	117	12-19
12/19	at Milwaukee	L	109	126	12-20
12/22	at Detroit	L	94	107	12-21
12/23	at Chicago	L	95	101	12-22
12/26	NY KNICKS	L	98	103	12-23
12/28	SEATTLE	L	119	120	12-24
12/29	at Washington	L	92	96	12-25

ATLANTA  
Most points: 125 vs. Portland (1/16)  
Least points: 83 vs. Kansas City (11/21)

Date	Opponent	W/L	Atl.	Opp.	Record
1/12	at Buffalo	W	124	118	14-28
1/14	at NY Nets	W	120	101	15-28
1/15	KANSAS CITY	L	90	115	15-29
1/16	PORTLAND	W	125	120	16-29
1/19	at Philadelphia	L	94	114	16-30
1/21	MILWAUKEE	W	121	101	17-30
1/23	GOLDEN STATE	L	97	104	17-31
1/28	at Houston	L	104	118	17-32
1/29	HOUSTON	W	101	97	18-32
2/1	DETROIT	L	92	95	18-33
2/3	BUFFALO	W	100	98	19-33
2/5	CHICAGO	W	99	96	20-33
2/8	at Phoenix	L	104	117	20-34
2/9	at Seattle	W	99	98	21-34
2/11	at Portland	W	121	108	22-34
2/15	ALL-STAR BREAK				
2/15	at Golden State	L	111	117	22-35
2/18	at Los Angeles	W	111	101	23-35
2/20	at Denver	L	95	111	23-36
2/24	(#) NY KNICKS	W	101	98	24-36
2/25	at Chicago	L	87	96	24-37
2/26	SAN ANTONIO	W	119	111	25-37
3/1	LOS ANGELES	L	90	92	25-38
3/4	WASHINGTON	W	100	99	26-38
3/6	at Detroit	L	105	115	26-39
3/8	PHILADELPHIA	W	99	98	27-39
3/11	DENVER	W	100	95	28-39
3/13	CLEVELAND	L	113	115	28-40
3/16	at Philadelphia	L	100	109	28-41
3/18	at Boston	L	96	98	28-42
3/19	at NY Knicks	L	101	107	28-43
3/22	at Buffalo	W	86	84	29-43
3/23	BOSTON	L	96	103	29-44
3/25	at Indiana	L	95	103	29-45
3/26	at Cleveland	L	94	99	29-46
3/30	at Washington	L	103	110	29-47
3/31	NY NETS	W	95	81	30-47
4/2	INDIANA	L	99	106	30-48
4/3	at San Antonio	W	111	103	31-48
4/5	at Phoenix	L	102	108	31-49
4/6	at Denver	L	95	110	31-50
4/8	at Milwaukee	L	107	118	31-51

OPPONENT  
Most points: 132 (Golden State, 11/28)  
Least points: 81 (N.Y. Nets, 3/31)

## YEARLY RESULTS: 1977 - 78

41-41 OVERALL (27-9 at home, 12-29 on the road, 2-3 at neutral site)



## SEASON STATS

	G	Min	FGM	FGA	Pct	FTM	FTA	Pct	Reb	Asst	PF	Stl	Blk	Pts	Avg
Drew	70	2203	593	1236	.480	437	575	.760	511	141	247	119	27	1623	23.2
Hawes	75	2325	387	854	.453	175	214	.818	690	190	230	78	57	949	12.7
Criss	77	1935	319	751	.425	236	296	.797	121	294	143	108	5	874	11.4
Behagen	26	751	117	249	.470	51	70	.729	173	34	97	30	12	285	11.0
E. Johnson	79	1875	332	686	.484	164	201	.816	153	235	232	100	4	828	10.5
McMillen	68	1683	280	568	.493	116	145	.800	416	84	233	33	16	676	9.9
Hill	82	2530	304	732	.415	189	223	.848	231	427	302	151	15	797	9.7
Charles	21	520	73	184	.397	42	50	.840	24	82	53	25	5	188	9.0
O. Johnson	82	1704	292	619	.472	111	130	.854	260	120	180	80	36	695	8.5
Rollins	80	1795	253	520	.487	104	148	.703	552	79	326	57	218	610	7.6
Brown	75	1594	192	405	.474	165	200	.825	303	105	280	55	8	549	7.3
Robertson	63	929	168	381	.441	37	53	.698	70	103	133	74	5	373	5.9
Terry	27	166	25	68	.368	9	11	.818	15	7	14	6	0	59	2.2

## RESULTS

(#, overtime; #2, double OT; #3, three OT; #4, four OT)

(1) at Hartford, CT (2) at Charlotte, NC (3) at Louisville, KY (4) at Baton Rouge, LA

Date	Opponent	W/L	Atl.	Opp.	Record
10/22	CLEVELAND	W	107	101	1-0
10/25 (1)	at Boston	L	103	110	1-1
10/26 (#)	at New Jersey	W	113	110	2-1
10/28	LOS ANGELES	W	102	95	3-1
11/1	SEATTLE	W	102	99	4-1
11/2	at Detroit	W	102	89	5-1
11/4	at Kansas City	W	111	110	6-1
11/5	GOLDEN STATE	W	100	94	7-1
11/10	at Houston	W	132	101	8-1
11/11	PORTLAND	L	92	132	8-2
11/12	at San Antonio	L	99	116	8-3
11/15	PHILADELPHIA	L	93	114	8-4
11/16	at Boston	L	105	131	8-5
11/19	NEW JERSEY	W	129	114	9-5
11/23	DENVER	W	105	104	10-5
11/25	MILWAUKEE	L	115	117	10-6
11/29	BOSTON	W	108	101	11-6
11/30	at Buffalo	L	93	105	11-7
12/3	at Golden State	L	101	118	11-8
12/4	at Phoenix	W	96	89	12-8
12/5	at Seattle	L	88	99	12-9
12/7	at Denver	L	116	123	12-10
12/9	NEW YORK	L	84	103	12-11
12/10	at Cleveland	L	87	102	12-12
12/13	at New York	L	106	107	12-13
12/14	at Philadelphia	W	108	99	13-13
12/16	SAN ANTONIO	W	115	99	14-13
12/18 (#2)	PHOENIX	W	134	129	15-13
12/20	at Chicago	L	86	94	15-14
12/21	at Indiana	L	98	109	15-15
12/23	at Milwaukee	W	109	93	16-15
12/25	at Washington	L	93	100	16-16
12/26	WASHINGTON	L	106	113	16-17
12/28	INDIANA	W	99	92	17-17
12/30 (2)	DENVER	L	104	106	17-18
1/3	DETROIT	L	103	106	17-19
1/4	at Detroit	L	97	111	17-20
1/6	at New Orleans	L	94	96	17-21
1/7	HOUSTON	W	106	83	18-21
1/11 (2)	WASHINGTON	W	100	95	19-21
1/13	SAN ANTONIO	L	92	98	19-22

ATLANTA  
Most points: 134 vs. Phoenix (12/18)  
Least points: 84 vs. New York (12/9)

Date	Opponent	W/L	At.	Opp.	Record
1/14	at Kansas City	L	101	110	19-23
1/17	KANSAS CITY	W	111	90	20-23
1/18	(2) NEW ORLEANS.	L	106	108	20-24
1/19	(3) at Chicago	L	95	105	20-25
1/21	INDIANA	W	111	100	21-25
1/22	at Cleveland	L	89	93	21-26
1/27	NEW YORK	W	105	96	22-26
1/29	BUFFALO	W	107	102	23-26
1/31	(#) at Chicago	L	103	106	23-27
2/2	at Indiana	W	107	105	24-27
	ALL-STAR BREAK				
2/8	at Denver	L	109	114	24-28
2/9	at Phoenix	L	98	125	24-29
2/12	at Los Angeles	W	116	103	25-29
2/15	at Portland	L	99	102	25-30
2/17	(4) at New Orleans	W	111	102	26-30
2/18	at Houston	L	112	121	26-31
2/22	(2) PHOENIX	W	107	95	27-31
2/23	at San Antonio	L	105	118	27-32
2/24	GOLDEN STATE	L	96	97	27-33
2/26	BUFFALO	W	119	117	28-33
2/28	BOSTON	W	117	85	29-33
3/1	at New Jersey	L	95	97	29-34
3/3	HOUSTON	W	133	110	30-34
3/5	SEATTLE	W	101	94	31-34
3/7	DETROIT	W	123	109	32-34
3/8	at Philadelphia	L	97	108	32-35
3/10	PORTLAND	W	114	105	33-35
3/12	MILWAUKEE	W	98	93	34-35
3/16	at Golden State	L	98	104	34-36
3/18	at Portland	L	86	105	34-37
3/19	at Los Angeles	L	87	101	34-38
3/21	at Milwaukee	L	86	100	34-39
3/24	(#) NEW ORLEANS	W	96	94	35-39
3/25	at Washington	L	95	98	35-40
3/28	LOS ANGELES	W	105	104	36-40
3/31	(#) PHILADELPHIA	W	111	110	37-40
4/2	NEW JERSEY	W	124	113	38-40
4/4	at New York	W	105	101	39-40
4/5	at Buffalo	W	87	74	40-40
4/7	CLEVELAND	L	109	111	40-41
4/9	CHICAGO	W	99	85	41-41

## YEARLY RESULTS: 1978 - 79

46-36 OVERALL (34-7 at home, 12-29 on the road)



## SEASON STATS

	G	Min	FGM	FGA	Pct	FTM	FTA	Pct	Reb	Asst	PF	Stl	Blk	Pts	Avg
Drew	79	2410	650	1375	.473	495	677	.731	522	119	332	128	16	1795	22.7
Johnson	78	2413	501	982	.510	243	292	.832	170	360	241	121	11	1245	16.0
Roundfield	80	2539	462	916	.504	300	420	.714	865	131	358	87	176	1224	15.3
Hawes	81	2205	372	756	.492	108	132	.818	591	184	264	79	47	852	10.5
Hill	82	2527	296	682	.434	246	288	.854	164	480	292	102	16	838	10.2
Furlow	29	576	113	235	.481	60	70	.857	71	81	42	18	13	286	9.9
Rollins	81	1900	297	555	.535	89	141	.631	588	49	238	46	254	683	8.4
Givens	74	1347	234	564	.415	102	135	.756	214	83	121	72	17	570	7.7
Lee	49	997	144	313	.460	88	117	.752	59	169	88	56	1	376	7.7
McMillen	82	1392	232	498	.466	106	119	.891	332	69	211	15	32	570	7.0
Criss	54	879	109	289	.377	67	86	.779	60	138	70	41	3	285	5.3
Wilson	61	589	81	197	.411	24	44	.545	76	72	66	30	8	186	3.0
Herron	14	81	14	48	.292	12	13	.923	10	3	11	6	2	40	2.9

## RESULTS

Date	Opponent	W/L	At.	Opp.	Record
10/13	at Indiana	L	104	117	0-1
10/14	DETROIT	W	122	114	1-1
10/18	BOSTON	L	99	116	1-2
10/21	DENVER	W	130	125	2-2
10/24	at New York	L	109	113	2-3
10/25	at Philadelphia	L	117	118	2-4
10/28	CHICAGO	W	116	92	3-4
10/31	at Washington	W	110	108	4-4
11/2	GOLDEN STATE	L	106	113	4-5
11/40	(#) NEW JERSEY	L	117	118	4-6
11/91	SAN DIEGO	W	125	101	5-6
11/10	at Boston	W	115	103	6-6
11/11	MILWAUKEE	W	105	92	7-6
11/16	at Kansas City	L	100	109	7-7
11/18	PHILADELPHIA	W	124	116	8-7
11/21	at San Diego	W	113	107	9-7
11/22	at Denver	W	113	111	10-7
11/24	at Detroit	L	117	119	10-8
11/25	LOS ANGELES	W	109	103	11-8
11/28	at Cleveland	L	98	112	11-9
11/30	(#) NEW YORK	W	102	96	12-9
12/2	NEW ORLEANS	W	128	94	13-9
12/6	at Phoenix	L	109	136	13-10
12/8	at Seattle	L	106	107	13-11
12/9	at Golden State	L	84	94	13-12
12/10	at Los Angeles	L	86	88	13-13
12/13	INDIANA	W	117	101	14-13
12/15	at New Jersey	W	121	112	15-13
12/17	at New York	L	105	111	15-14
12/19	at Chicago	L	95	101	15-15
12/20	NEW YORK	W	121	112	16-15
12/22	at Boston	L	105	124	16-16
12/23	CLEVELAND	W	109	91	17-16
12/26	at San Antonio	L	111	124	17-17
12/27	SAN ANTONIO	W	115	107	18-17
12/29	at Philadelphia	L	107	113	18-18
12/30	DENVER	W	113	87	19-18
1/3	LOS ANGELES	L	96	99	19-19
1/5	at Houston	W	109	106	20-19
1/6	WASHINGTON	L	102	106	20-20
1/7	at Indiana	L	97	112	20-21

(#, overtime; #2, double OT; #3, three OT; #4, four OT)

Date	Opponent	W/L	At.	Opp.	Record
1/10	at Milwaukee	W	117	113	21-21
1/12	(#2) at Chicago	W	100	93	22-21
1/13	SAN DIEGO	W	124	119	23-21
1/14	HOUSTON	W	115	105	24-21
1/17	PORTLAND	W	111	110	25-21
1/20	NEW ORLEANS	W	118	94	26-21
1/21	at New Orleans	L	87	108	26-22
1/23	INDIANA	L	107	110	26-23
1/25	SEATTLE	L	98	100	26-24
1/27	SAN ANTONIO	W	120	113	27-24
1/30	at Washington	L	105	109	27-25
1/31	KANSAS CITY	W	130	118	28-25
ALL-STAR BREAK					
2/6	BOSTON	W	104	101	29-25
2/7	at Kansas City	L	108	124	29-26
2/9	at Phoenix	W	105	102	30-26
2/11	at Portland	L	87	91	30-27
2/14	at Seattle	L	104	116	30-28
2/18	at San Diego	L	101	116	30-29
2/20	at Cleveland	W	119	109	31-29
2/21	PORTLAND	W	106	83	32-29
2/24	PHOENIX	W	110	85	33-29
2/27	HOUSTON	W	125	111	34-29
3/1	GOLDEN STATE	W	104	86	35-29
3/3	CHICAGO	W	119	101	36-29
3/6	PHILADELPHIA	W	94	91	37-29
3/7	(#) KANSAS CITY	W	122	120	38-29
3/11	(#) SEATTLE	W	113	111	39-29
3/13	at Portland	L	82	103	39-30
3/14	at Golden State	L	98	113	39-31
3/16	at Los Angeles	L	110	111	39-32
3/17	at Denver	L	111	118	39-33
3/20	CLEVELAND	W	115	109	40-33
3/21	DETROIT	W	111	104	41-33
3/23	at San Antonio	W	115	108	42-33
3/24	at Houston	L	116	120	42-34
3/30	at New Jersey	L	106	117	42-35
3/31	at New Orleans	L	107	109	42-36
4/1	NEW JERSEY	W	109	98	43-36
4/4	MILWAUKEE	W	118	109	44-36
4/6	at Detroit	W	112	96	45-36
4/7	WASHINGTON	W	103	102	46-36

ATLANTA  
Most points: 130 (two times)  
Least points: 82 at Portland (3/13)OPPONENT  
Most points: 136 (Phoenix, 12/6)  
Least points: 83 (Portland, 2/21)

## YEARLY RESULTS: 1979 - 80

50-32 OVERALL (32-9 at home, 18-23 on the road)



## SEASON STATS

	G	Min	FGM	FGA	Pct	FTM	FTA	Pct	Reb	Asst	PF	Stl	Blk	Pts	Avg
Drew	80	2306	535	1182	.453	489	646	.757	471	101	313	91	23	1559	19.5
Johnson	79	2622	590	1212	.487	280	338	.828	200	370	216	120	24	1465	18.5
Roundfield	81	2588	502	1007	.499	330	465	.710	837	184	317	101	139	1334	16.5
Hawes	82	1885	304	605	.502	150	182	.824	496	144	205	74	29	761	9.3
Rollins	82	2123	287	514	.558	157	220	.714	774	76	322	54	244	731	8.9
McMillen	53	1071	191	382	.500	81	107	.757	220	62	126	36	14	463	8.7
Furlow	21	404	66	161	.410	44	51	.863	42	72	19	19	9	177	8.4
Criss	81	1794	249	578	.431	172	212	.811	116	246	133	74	4	671	8.3
Hill	79	2092	177	431	.411	124	146	.849	138	424	261	107	8	479	6.1
Givens	82	1254	182	473	.385	106	128	.828	242	59	132	51	19	470	5.7
McElroy	31	516	66	171	.386	37	53	.698	49	65	45	21	5	171	5.5
Brown	28	361	37	98	.378	34	44	.773	62	14	66	3	4	108	3.9
Pellom	44	373	44	108	.407	21	30	.700	92	18	70	12	12	109	2.5
Lee	30	364	29	91	.319	9	17	.529	33	67	65	15	4	67	2.2
Wilson	5	59	2	14	.143	4	6	.667	3	11	3	4	1	8	1.6

3-pt. field goals: Atlanta 13-75 (.173) - Drew 0-7 (.000), Johnson 5-13 (.385), Roundfield 0-4 (.000), Hawes 3-8 (.375), McElroy 2-7 (.286), McMillen 0-1 (.000), Furlow 1-9 (.111), Criss 1-17 (.059), Hill 1-4 (.250), Givens 0-2 (.000), Lee 0-3 (.000). Opponents 46-183 (.251).

## RESULTS

(#, overtime; #2, double OT; #3, three OT; #4, four OT)

Date	Opponent	W/L	At.	Opp.	Record
10/12	NEW YORK	W	121	104	1-0
10/13	at Indiana	L	101	115	1-1
10/16	SAN ANTONIO	L	116	118	1-2
10/17	at Washington	L	97	100	1-3
10/18	INDIANA	W	115	85	2-3
10/20	at Houston	L	102	107	2-4
10/23	at Cleveland	W	121	111	3-4
10/24	CLEVELAND	W	128	118	4-4
10/26	at New Jersey	W	94	90	5-4
10/27	BOSTON	L	95	100	5-5
10/31	PHILADELPHIA	W	102	97	6-5
11/2	at Philadelphia	W	85	81	7-5
11/3	NEW JERSEY	W	110	107	8-5
11/6	at New York	W	98	96	9-5
11/7	at Detroit	W	115	107	10-5
11/10	WASHINGTON	W	109	105	11-5
11/13	at New Jersey	L	82	101	11-6
11/14	UTAH	W	108	97	12-6
11/17	HOUSTON	L	100	102	12-7
11/20	DETROIT	W	109	105	13-7
11/21	at Milwaukee	L	93	96	13-8
11/23	at Chicago	L	98	103	13-9
11/24	BOSTON	L	101	106	13-10
11/27	at San Antonio	W	143	120	14-10
11/28	PORTLAND	W	106	99	15-10
11/30	at Houston	L	95	106	15-11
12/1	SAN DIEGO	W	106	96	16-11
12/2	at Cleveland	L	108	126	16-12
12/5	at Boston	W	120	92	17-12
12/8	at Washington	L	95	96	17-13
12/9	at New Jersey	W	122	85	18-13
12/12	NEW YORK	W	114	102	19-13
12/14	at Philadelphia	W	103	98	20-13
12/15	PHILADELPHIA	W	112	96	21-13
12/18	at New York	L	99	101	21-14
12/19	LOS ANGELES	W	119	112	22-14
12/22	at Detroit	W	122	103	23-14
12/26	at Indiana	L	110	130	23-15
12/27	HOUSTON	W	112	110	24-15
12/29	DETROIT	W	115	104	25-15
1/3	NEW JERSEY	L	119	126	25-16
1/5	KANSAS CITY	L	107	112	25-17

(1) at Hartford, CT

Date	Opponent	W/L	At.	Opp.	Record
1/9	CLEVELAND	W	111	107	26-17
1/11	at Boston	L	93	108	26-18
1/12	SAN ANTONIO	W	120	101	27-18
1/13	at San Antonio	W	107	104	28-18
1/16	at San Diego	L	108	111	28-19
1/17	at Phoenix	L	99	101	28-20
1/18	at Los Angeles	L	102	108	28-21
1/22	at Kansas City	L	89	101	28-22
1/23	SEATTLE	L	96	98	28-23
1/26	CHICAGO	W	109	104	29-23
1/27	at San Antonio	W	118	111	30-23
1/29	WASHINGTON	W	98	82	31-23
1/31	(#) GOLDEN STATE	W	111	107	32-23
ALL-STAR BREAK					
2/7	at Utah	W	92	90	33-23
2/10	(#) at Golden State	W	98	96	34-23
2/12	at Portland	W	95	89	35-23
2/13	at Seattle	L	86	93	35-24
2/15	at Denver	L	98	111	35-25
2/17	at Detroit	W	108	99	36-25
2/20	MILWAUKEE	W	106	103	37-25
2/22	PHOENIX	W	111	104	38-25
2/26	(1) at Boston	L	97	108	38-26
2/27	INDIANA	W	116	111	39-26
2/29	(#) CLEVELAND	W	111	102	40-26
3/2	DENVER	W	100	93	41-26
3/4	HOUSTON	L	83	93	41-27
3/7	at Indiana	W	99	94	42-27
3/8	at Houston	W	97	79	43-27
3/9	NEW YORK	W	98	92	44-27
3/11	(#) PHILADELPHIA	L	97	102	44-28
3/14	BOSTON	W	88	87	45-28
3/16	INDIANA	W	95	90	46-28
3/18	at New York	L	110	111	46-29
3/19	WASHINGTON	W	109	93	47-29
3/21	DETROIT	W	108	95	48-29
3/23	SAN ANTONIO	W	103	95	49-29
3/26	at Philadelphia	L	81	84	49-30
3/27	NEW JERSEY	W	117	100	50-30
3/28	at Washington	L	80	100	50-31
3/30	at Cleveland	L	102	111	50-32

## YEARLY RESULTS: 1980 - 81

31-51 OVERALL (20-21 at home, 11-30 on the road)



## SEASON STATS

	G	Min	FGM	FGA	Pct	FTM	FTA	Pct	Reb	Asst	PF	Stl	Blk	Pts	Avg
Drew	67	2075	500	1096	.456	454	577	.787	383	79	264	98	15	1454	21.7
Johnson	75	2693	573	1136	.504	279	356	.784	179	407	188	126	11	1431	19.1
Roundfield	63	2128	426	808	.527	256	355	.721	634	161	258	76	119	1108	17.6
D. Collins	47	1184	230	530	.434	137	162	.846	187	115	166	69	11	597	12.7
Matthews	34	1105	161	330	.488	103	123	.837	72	212	122	61	7	425	12.5
Hawes	74	2309	333	637	.523	222	278	.799	561	198	289	73	32	889	12.0
Criss	66	1708	220	485	.454	185	214	.864	100	283	87	61	3	626	9.5
McMillen	79	1564	253	519	.487	80	108	.741	295	72	165	23	25	587	7.4
Rollins	40	1044	116	210	.552	46	57	.807	286	35	151	29	117	278	7.0
Pellom	77	1472	186	380	.489	81	116	.698	356	48	228	50	92	453	5.9
Hill	24	624	39	116	.336	42	50	.840	51	118	60	26	3	120	5.0
Shelton	55	586	100	219	.457	35	58	.603	138	27	128	18	5	235	4.3
McElroy	54	680	78	202	.386	48	59	.814	48	84	62	20	9	205	3.8
Burleson	31	363	41	99	.414	20	41	.488	94	12	73	8	19	102	3.3
A. Collins	29	395	35	99	.354	24	36	.667	41	25	35	11	1	94	3.2

3-pt. field goals: Atlanta 10-82 (.122) - Drew 0-7 (.000), Johnson 6-20 (.300), Roundfield 0-1 (.000), Matthews 0-6 (.000), Hawes 1-4 (.250), Criss 1-21 (.048), McMillen 1-6 (.167), Rollins 0-1 (.000), Pellom 0-1 (.000), Shelton 0-1 (.000), McElroy 1-8 (.125), A. Collins 0-2 (.000), D. Collins 0-3 (.000), Hill 0-1 (.000). Opponents 32-152 (.211).

## RESULTS

Date	Opponent	W/L	Atl.	Opp.	Record
10/11	CHICAGO	W	101	93	1-0
10/14	BOSTON	W	122	116	2-0
10/17	NEW YORK	W	113	101	3-0
10/18 (#)	at Detroit	W	125	123	4-0
10/21	INDIANA	L	116	121	4-1
10/24	at Indiana	L	97	104	4-2
10/25	PHILADELPHIA	L	100	113	4-3
10/28	KANSAS CITY	W	119	109	5-3
10/30 (#)	at New York	L	115	116	5-4
10/31	at Philadelphia	L	96	107	5-5
11/1	MILWAUKEE	L	93	97	5-6
11/4	at Washington	L	98	122	5-7
11/5	at Boston	L	87	104	5-8
11/7	at Chicago	L	100	103	5-9
11/8	at New Jersey	L	111	115	5-10
11/11	LOS ANGELES	L	97	126	5-11
11/13	at Cleveland	L	111	114	5-12
11/15	WASHINGTON	L	88	100	5-13
11/18	SAN ANTONIO	W	97	93	6-13
11/22	UTAH	W	99	93	7-13
11/25	PORTLAND	W	112	108	8-13
11/26	at Indiana	L	89	110	8-14
11/28 (#)	at Milwaukee	L	108	113	8-15
11/29	DETROIT	L	95	98	8-16
12/2 (#)	PHILADELPHIA	W	112	108	9-16
12/3	at Boston	L	101	106	9-17
12/5	at Philadelphia	L	100	104	9-18
12/6	DALLAS	W	110	104	10-18
12/9	SAN DIEGO	W	114	87	11-18
12/10	at Detroit	W	100	92	12-18
12/13	MILWAUKEE	W	122	119	13-18
12/16	NEW JERSEY	W	131	114	14-18
12/18	at Utah	W	109	97	15-18
12/19	at Seattle	L	92	95	15-19
12/20 (#)	at Portland	L	119	122	15-20
12/23	WASHINGTON	W	100	83	16-20
12/26	at New Jersey	W	108	95	17-20
12/27	BOSTON	L	107	112	17-21
12/30	DENVER	W	96	89	18-21
1/2	INDIANA	L	106	109	18-22
1/3	at New York	L	95	131	18-23



@ATLHawks

(#, overtime; #2, double OT; #3, three OT; #4, four OT)

Date	Opponent	W/L	Atl.	Opp.	Record
1/6	PHOENIX	L	106	113	18-24
1/8	at Milwaukee	L	95	98	18-25
1/9 (#)	CLEVELAND	L	107	108	18-26
1/13	at Denver	L	132	135	18-27
1/14	at San Diego	L	85	106	18-28
1/16	at Golden State	W	111	110	19-28
1/18	at Phoenix	L	86	120	19-29
1/21	at Los Angeles	L	106	116	19-30
1/23	CLEVELAND	L	98	106	19-31
1/24	CHICAGO	L	102	104	19-32
1/27	WASHINGTON	L	104	105	19-33
1/29	NEW YORK	L	111	114	19-34
ALL-STAR BREAK					
2/3	PHILADELPHIA	L	93	97	19-35
2/6	at Dallas	W	100	98	20-35
2/7	at Houston	L	81	87	20-36
2/10	GOLDEN STATE	W	110	100	21-36
2/12	at San Antonio	L	109	110	21-37
2/13	at Kansas City	L	106	118	21-38
2/15	at Philadelphia	L	98	116	21-39
2/18	at Indiana	W	99	96	22-39
2/21	at Cleveland	W	118	105	23-39
2/22	at Chicago	W	121	116	24-39
2/24 (#)	NEW YORK	L	117	120	24-40
2/27	BOSTON	L	102	130	24-41
3/1	SEATTLE	W	108	102	25-41
3/3	at New York	W	100	93	26-41
3/5	at Milwaukee	L	91	107	26-42
3/6	NEW JERSEY	W	109	106	27-42
3/7	HOUSTON	W	114	108	28-42
3/10	CHICAGO	L	116	118	28-43
3/11	at Detroit	L	97	100	28-44
3/13	DENVER	W	119	117	29-44
3/14	CLEVELAND	L	110	112	29-45
3/17	at Cleveland	L	107	122	29-46
3/18	at Boston	W	108	97	30-46
3/20	at New Jersey	L	96	108	30-47
3/22	at Washington	L	101	121	30-48
3/24	DETROIT	W	96	91	31-48
3/26	INDIANA	L	107	115	31-49
3/27	at Chicago	L	83	108	31-50
3/29 (#)	MILWAUKEE	L	128	132	31-51

OPPONENT  
Most points: 135 (Denver, 1/13)  
Least points: 83 (Washington, 12/23)

## YEARLY RESULTS: 1981 - 82

42-40 OVERALL (24-17 at home, 18-23 on the road)



## SEASON STATS

	G	Min	FGM	FGA	Pct	FTM	FTA	Pct	Reb	Asst	PF	Stl	Blk	Pts	Avg
Roundfield	61	2217	424	910	.466	285	375	.760	721	162	210	64	93	1134	18.6
Drew	70	2040	465	957	.486	364	491	.741	375	96	250	64	3	1298	18.5
Johnson	68	2314	455	1011	.450	294	385	.764	191	358	188	102	16	1211	17.8
Sparrow	82	2610	366	730	.501	124	148	.838	224	424	240	87	13	857	10.5
McMillen	73	1792	291	572	.509	140	170	.824	336	129	202	25	24	723	9.9
Hawes	49	1317	178	370	.481	96	126	.762	320	142	156	36	34	456	9.3
Criss	27	552	84	210	.400	65	73	.890	38	75	40	23	2	235	8.7
Glenn	49	833	158	291	.543	59	67	.881	61	87	80	26	3	376	7.7
Macklin	79	1516	210	484	.434	134	173	.775	263	47	225	40	20	554	7.0
Matthews	47	837	131	298	.440	60	79	.759	58	139	129	53	2	324	6.9
McElroy	20	349	52	125	.416	29	36	.806	17	39	44	8	3	134	6.7
Rollins	79	2018	202	346	.584	79	129	.612	611	59	285	35	224	483	6.1
Williams	23	189	42	110	.382	22	26	.846	12	19	18	6	0	110	4.8
Wood	19	238	36	105	.343	20	28	.714	44	11	34	9	1	92	4.8
Pellom	69	1037	114	251	.454	61	79	.772	229	28	164	29	47	289	4.2
Shelton	4	21	2	6	.333	1	2	.500	3	0	3	1	0	5	1.3

3-pt. field goals: Atlanta 28-128 (.219) - Roundfield 1-5 (.200), Drew 4-12 (.333), Johnson 7-30 (.233), Williams 4-20 (.200), Sparrow 1-15 (.067), McMillen 1-3 (.333), Hawes 4-10 (.400), Criss 2-8 (.250), Glenn 1-2 (.500), Macklin 0-3 (.000), Matthews 2-8 (.250), McElroy 1-5 (.200), Wood 0-6 (.000), Pellom 0-1 (.000). Opponents 46-186 (.247).

## RESULTS

(#, overtime; #2, double OT; #3, three OT; #4, four OT)

Date	Opponent	W/L	Atl.	Opp.	Record
10/31	PHILADELPHIA	L	106	108	0-1
11/3	at Chicago	L	96	104	0-2
11/4	at New Jersey	W	95	86	1-2
11/6	at Philadelphia	W	106	99	2-2
11/10	MILWAUKEE	W	94	83	3-2
11/12	WASHINGTON	L	87	95	3-3
11/14	DETROIT	L	104	117	3-4
11/18	PHOENIX	W	102	97	4-4
11/19	at New York	W	89	84	5-4
11/21	INDIANA	W	107	100	6-4
11/24 (#)	CLEVELAND	W	94	92	7-4
11/27 (#)	at Detroit	W	114	112	8-4
11/28	BOSTON	L	90	98	8-5
12/1	PHILADELPHIA	L	98	107	8-6
12/4	at Milwaukee	L	80	97	8-7
12/5	SEATTLE	L	85	92	8-8
12/8	NEW JERSEY	L	88	98	8-9
12/9 (#)	at Cleveland	L	108	112	8-10
12/11 (1)	at Boston	L	86	94	8-11
12/12	BOSTON	W	108	97	9-11
12/15	NEW YORK	W	111	98	10-11
12/17	at Denver	L	103	138	10-12
12/19	at Golden State	L	109	126	10-13
12/20	at Los Angeles	L	94	112	10-14
12/22	at Indiana	L	88	92	10-15
12/26	at San Antonio	W	105	97	11-15
12/29	at Houston	W	102	93	12-15
12/30	SAN DIEGO	L	91	94	12-16
1/2	NEW JERSEY	W	97	95	13-16
1/5	CLEVELAND	W	113	103	14-16
1/8	at Milwaukee	W	90	88	15-16
1/9	NEW YORK	W	102	89	16-16
1/13	at Boston	L	95	116	16-17
1/15	at Philadelphia	W	96	90	17-17
1/17	at Washington	L	78	96	17-18
1/19	PORTLAND	W	112	101	18-18
1/21	at New York	L	101	104	18-19
1/22	SAN ANTONIO	L	107	115	18-20
1/23	at Cleveland	W	109	99	19-20
1/26	DALLAS	L	88	90	19-21
1/27	at Detroit	L	107	108	19-22

ATLANTA  
Most points: 127 at Seattle (2/19)  
Least points: 73 at Chicago (2/10)



## YEARLY RESULTS: 1982 - 83

43-39 OVERALL (26-15 at home, 17-24 on the road)



## SEASON STATS

	G	Min	FGM	FGA	Pct	FTM	FTA	Pct	Reb	Asst	PF	Stl	Blk	Pts	Avg
Roundfield	77	2811	561	1193	.470	337	450	.749	880	225	239	60	115	1464	19.0
Wilkins	82	2697	601	1220	.493	230	337	.682	478	129	210	84	63	1434	17.5
E. Johnson	61	1813	389	858	.453	186	237	.785	124	318	138	61	6	978	16.0
Davis	53	1465	258	567	.455	164	206	.796	128	315	100	43	7	685	12.9
Sparrow	49	1548	264	512	.516	84	113	.743	141	238	162	70	1	615	12.6
McMillen	61	1364	198	424	.467	108	133	.812	217	76	143	17	24	504	8.3
Rollins	80	2472	261	512	.510	98	135	.726	743	75	294	49	343	620	7.8
Glenn	73	1124	230	444	.518	74	89	.831	90	125	132	30	9	534	7.3
Matthews	64	1187	171	424	.403	86	112	.768	91	249	129	60	8	442	6.9
MacKlin	73	1171	170	360	.472	101	131	.771	190	71	189	41	10	441	6.0
Hawes	46	860	91	244	.373	46	62	.742	228	59	110	29	8	230	5.0
Brown	26	305	49	104	.471	25	40	.625	88	9	46	5	5	123	4.7
Smith	15	142	29	66	.439	13	14	.929	8	14	17	2	0	71	4.7
Edmondson	32	309	48	139	.345	16	27	.593	39	22	41	11	6	112	3.5
Pellom	2	9	2	6	.333	0	0	.000	0	1	0	0	0	4	2.0
G. Johnson	37	461	25	57	.439	14	19	.737	117	17	69	10	59	64	1.7
Hastings	10	42	5	16	.313	4	6	.667	10	2	3	1	1	14	1.4

3-pt. field goals: Atlanta 45-188 (.239) - Roundfield 5-27 (.185), Wilkins 2-11 (.182), E. Johnson 14-41 (.341), Davis 5-18 (.278), Sparrow 3-15 (.200), Smith 0-2 (.000), McMillen 0-1 (.000), Rollins 0-1 (.000), Glenn 0-1 (.000), Matthews 14-48 (.292), Macklin 0-4 (.000), Brown 0-1 (.000), Hawes 2-14 (.143), Edmonson 0-2 (.000), Hastings 0-2 (.000). Opponents 39-166 (.235).

## RESULTS

Date	Opponent	W/L	Att.	Opp.	Record
10/29	at Detroit	L	86	94	0-1
10/30	BOSTON	W	97	112	0-2
11/2	WASHINGTON	W	105	88	1-2
11/4	MILWAUKEE	L	100	104	1-3
11/6	DETROIT	W	95	93	2-3
11/9	at Denver	W	106	105	3-3
11/12	at Utah	W	106	98	4-3
11/13	at Golden State	L	101	114	4-4
11/16	at Portland	L	87	106	4-5
11/17	at Seattle	L	97	119	4-6
11/20	at Phoenix	L	80	91	4-7
11/23	CHICAGO	W	132	102	5-7
11/27	INDIANA	W	117	98	6-7
11/30	PHILADELPHIA	W	111	97	7-7
12/1	at Boston	L	97	122	7-8
12/3	NEW JERSEY	L	99	107	7-9
12/4	at New York	W	80	79	8-9
12/7	at Cleveland	W	102	90	9-9
12/8	at Philadelphia	L	85	132	9-10
12/10	MILWAUKEE	L	83	104	9-11
12/11	at Chicago	W	117	107	10-11
12/15	at Indiana	W	107	101	11-11
12/16	CLEVELAND	W	106	97	12-11
12/18	(#) BOSTON	L	103	107	12-12
12/21	(#2) at Chicago	L	116	124	12-13
12/23	at Milwaukee	L	90	101	12-14
12/25	at Washington	W	97	91	13-14
12/28	SAN DIEGO	W	123	113	14-14
12/29	at New Jersey	L	99	104	14-15
1/2	KANSAS CITY	L	104	108	14-16
1/4	SAN ANTONIO	L	95	104	14-17
1/6	at New York	W	99	89	15-17
1/7	DALLAS	W	110	102	16-17
1/8	CHICAGO	W	109	89	17-17
1/11	PHILADELPHIA	L	99	109	17-18
1/14	NEW YORK	W	88	80	18-18
1/15	LOS ANGELES	L	101	120	18-19
1/17	at New Jersey	W	102	96	19-19
1/19	SEATTLE	W	116	111	20-19
1/22	at Detroit	L	109	111	20-20
1/24	DETROIT	L	108	112	20-21

**ATLANTA**  
Most points: 132 vs. Chicago (11/23)  
Least points: 78 at Washington (4/9)

(#, overtime; #2, double OT; #3, three OT; #4, four OT)

Date	Opponent	W/L	Att.	Opp.	Record
1/25	PHOENIX	W	96	94	21-21
1/27	at San Diego	L	100	110	21-22
1/28	at Los Angeles	L	85	109	21-23
2/1	CLEVELAND	W	93	84	22-23
2/3	DENVER	L	112	126	22-24
2/4	at Cleveland	W	92	81	23-24
2/6	at Boston	W	116	111	24-24
2/8	NEW JERSEY	L	109	115	24-25
2/9	at Philadelphia	L	93	106	24-26
ALL-STAR BREAK					
2/15	at Houston	W	101	91	25-26
2/19	at Dallas	L	100	122	25-27
2/20	at San Antonio	L	100	103	25-28
2/22	GOLDEN STATE	L	97	109	25-29
2/24	DETROIT	W	116	107	26-29
2/26	NEW JERSEY	W	95	88	27-29
2/27	at Indiana	W	125	107	28-29
3/1	INDIANA	W	109	106	29-29
3/3	WASHINGTON	W	91	89	30-29
3/4	HOUSTON	W	115	87	31-29
3/6	at Washington	L	91	102	31-30
3/8	PORTLAND	W	110	93	32-30
3/9	at Milwaukee	L	100	109	32-31
3/12	at Detroit	W	120	119	33-31
3/15	at New York	L	97	119	33-32
3/16	(#) WASHINGTON	W	94	81	34-32
3/18	at Cleveland	W	97	73	35-32
3/19	UTAH	W	99	94	36-32
3/22	at Indiana	W	111	102	37-32
3/23	at Boston	L	102	114	37-33
3/25	NEW YORK	L	87	104	37-34
3/26	at New Jersey	L	81	102	37-35
3/29	CLEVELAND	W	95	82	38-35
3/30	at Philadelphia	L	113	120	38-36
4/1	at Chicago	W	108	107	39-36
4/2	INDIANA	W	109	99	40-36
4/5	BOSTON	L	95	117	40-37
4/8	CHICAGO	W	138	101	41-37
4/9	at Washington	L	78	100	41-38
4/12	PHILADELPHIA	W	102	97	42-38
4/13	at Kansas City	L	103	114	42-39
4/16	MILWAUKEE	W	96	79	43-39

OPPONENT  
Most points: 132 (Philadelphia, 12/8)  
Least points: 73 (Cleveland, 3/18)

## YEARLY RESULTS: 1983 - 84

40-42 OVERALL (31-10 at home, 9-32 on the road)



## SEASON STATS

	G	Min	FGM	FGA	Pct	FTM	FTA	Pct	Reb	Asst	PF	Stl	Bk	Pts	Avg
Wilkins	81	2961	684	1429	.479	382	496	.770	582	126	197	117	87	1750	21.6
Roundfield	73	2610	503	1038	.485	374	486	.770	721	184	221	61	74	1380	18.9
Johnson	67	1893	353	798	.442	164	213	.770	146	374	155	58	7	886	13.2
Davis	75	2079	354	800	.443	217	256	.848	139	326	146	62	6	925	12.3
Rivers	81	1938	250	541	.462	255	325	.785	220	314	286	127	30	757	9.3
Rollins	77	2351	274	529	.518	118	190	.621	593	62	297	35	277	666	8.6
Glenn	81	1503	312	554	.563	56	70	.800	104	171	146	46	5	681	8.4
Matthews	6	96	16	30	.533	18	22	.818	4	21	13	5	1	50	8.3
Williams	13	258	34	114	.298	36	46	.783	50	16	33	14	1	105	8.1
Wittman	78	1071	160	318	.503	28	46	.609	71	71	82	17	0	350	4.5
Hastings	68	1135	111	237	.468	82	104	.788	270	46	220	40	36	305	4.5
Brown	68	785	94	201	.468	48	65	.738	181	29	161	18	23	236	3.5
Hill	15	181	14	46	.304	17	21	.810	10	35	30	7	0	45	3.0
Pinone	7	65	7	13	.538	6	10	.600	10	3	11	2	1	20	2.9
Criss	9	108	9	22	.409	5	5	1.000	11	21	4	3	0	23	2.6
Paultz	40	486	36	88	.409	17	33	.515	113	18	57	8	7	89	2.2
Landsberger	35	335	17	51	.373	15	26	.577	119	10	32	6	3	53	1.5

3-pt. field goals: Atlanta 23-106 (.217) - Wilkins 0-11 (.000), Roundfield 0-11 (.000), Johnson 16-43 (.372), Davis 0-8 (.000), Rivers 2-12 (.167), Glenn 1-2 (.500), Matthews 0-1 (.000), Williams 1-9 (.111), Wittman 2-5 (.400), Hastings 1-4 (.250), Opponents 39-185 (.211).

## RESULTS

Date	Opponent	W/L	Att.	Opp.	Record
10/28	at New Jersey	L	108	126	0-1
10/29	DETROIT	W	117	115	1-1
11/1	WASHINGTON	W	95	92	2-1
11/4	CHICAGO	W	103	90	3-1
11/6	at Milwaukee	L	84	97	3-2
11/8	at Golden State	L	90	97	3-3
11/11	at Seattle	L	93	104	3-4
11/13	at Portland	L	105	135	3-5
11/15	SAN DIEGO	W	107	102	4-5
11/17	PHILADELPHIA	W	99	94	5-5
11/19	SEATTLE	W	104	92	6-5
11/22	INDIANA	W	104	93	7-5
11/25	at Boston	L	102	109	7-6
11/26	HOUSTON	W	115	109	8-6
11/29	DENVER	L	96	105	8-7
11/30	at Philadelphia	L	110	122	8-8
12/2	at Detroit	L	92	128	8-9
12/3	CLEVELAND	W	102	91	9-9
12/6	PHOENIX	W	95	88	10-9
12/7	at Cleveland	L	92	106	10-10
12/9	at Indiana	L	104	110	10-11
12/10	BOSTON	L	87	104	10-12
12/13	at Washington	W	94	89	11-12
12/14	WASHINGTON	L	96	99	11-13
12/17	SAN ANTONIO	W	113	108	12-13
12/20	NEW JERSEY	W	98	87	13-13
12/21	at Boston	L	96	107	13-14
12/23	(#) NEW YORK	W	114	113	14-14
12/27	DALLAS	W	112	109	15-14
12/29	at Cleveland	L	77	88	15-15
12/30	CLEVELAND	W	109	98	16-15
1/2	at Indiana	L	86	96	16-16
1/4	NEW JERSEY	L	88	91	16-17
1/6	MILWAUKEE	W	91	87	17-17
1/7	at New Jersey	L	104	108	17-18
1/10	GOLDEN STATE	W	103	101	18-18
1/12	at Washington	W	106	91	19-18
1/13	INDIANA	W	117	108	20-18
1/17	UTAH	W	112	106	21-18
1/18	at Milwaukee	L	90	99	21-19
1/20	at Detroit	L	94	116	21-20

**ATLANTA**  
Most points: 132 at San Antonio (3/20)  
Least points: 77 at Cleveland (12/29)

(#, overtime; #2, double OT; #3, three OT; #4, four OT)

Date	Opponent	W/L	Att.	Opp.	Record
1/21	at New York	W	97	95	22-20
1/23	at Chicago	W	100	93	23-20
1/25	MILWAUKEE	W	109	105	24-20
ALL-STAR BREAK					
1/31	at Washington	L	94	118	24-21
2/1	CHICAGO	W	116	103	25-21
2/3	at Philadelphia	W	99	88	26-21
2/4	PHILADELPHIA	W	102	97	27-21
2/7	NEW JERSEY	W	109	102	28-21
2/9	at Phoenix	L	105	118	28-22
2/10	at San Diego	L	101	113	28-23
2/12	at Los Angeles	L	87	108	28-24
2/14	at Utah	L	98	100	28-25
2/16	at Denver	L	102	117	28-26
2/18	at Kansas City	L	106	111	28-27
2/21	CLEVELAND	W	102	84	29-27
2/24	(#) NEW YORK	W	105	104	30-27
2/25	CHICAGO	W	122	87	31-27
2/27	at New York	L	92	96	31-28
2/28	DETROIT	L	96	101	31-29
3/2	LOS ANGELES	L	94	98	31-30
3/3	at Chicago	L	98	102	31-31
3/6	(#) MILWAUKEE	L	104	109	31-32
3/7	at Detroit	L	93	107	31-33
3/9	PORTLAND	L	101	104	31-34
3/11	at Milwaukee	W	108	94	32-34
3/13	at Cleveland	L	83	92	32-35
3/14	KANSAS CITY	L	93	101	32-36
3/16	at Philadelphia	W	105	102	33-36
3/17	BOSTON	L	88	103	33-37
3/20	at San Antonio	L	132	135	33-38
3/21	at Dallas	L	101	102	33-39
3/24	at Houston	L	102	103	33-40
3/27	PHILADELPHIA	W	97	78	34-40
3/30	at Boston	L	96	105	34-41
3/31	NEW YORK	W	109	106	35-41
4/4	WASHINGTON	W	99	92	36-41
4/6	at Chicago	L	103	111	36-42
4/7	INDIANA	W	122	103	37-42
4/11	at Indiana	W	114	111	38-42
4/13	at New Jersey	W	118	112	39-42
4/14	DETROIT	W	115	107	40-42

**OPPONENT**  
Most points: 135 (two times)  
Least points: 78 (Philadelphia, 3/27)

## YEARLY RESULTS: 1984 - 85

34-48 OVERALL (19-22 at home, 15-26 on the road)



## SEASON STATS

	G	Min	FGM	FGA	Pct	FTM	FTA	Pct	Reb	Asst	PF	Stl	Blk	Pts	Avg
Wilkins	81	3023	853	1891	.451	486	603	.806	557	200	170	135	54	2217	27.4
Johnson	73	2367	453	946	.479	265	332	.798	192	566	184	43	7	1193	16.3
Rivers	69	2126	334	701	.476	291	378	.770	214	410	250	163	53	974	14.1
Williams	34	867	167	380	.439	79	123	.642	168	94	83	28	8	417	12.3
Wittman	41	1168	187	352	.531	30	41	.732	73	125	58	28	7	406	9.9
Levingston	74	2017	291	552	.527	145	222	.653	566	104	231	70	69	727	9.8
Willis	82	1785	322	690	.467	119	181	.657	522	36	226	31	49	765	9.3
Glenn	60	1126	228	388	.588	62	76	.816	81	122	74	27	0	518	8.6
Carr	62	1195	198	375	.528	101	128	.789	232	80	219	29	78	499	8.0
Rollins	70	1750	186	339	.549	67	93	.720	442	52	213	35	167	439	6.3
Criss	4	115	7	17	.412	4	6	.667	14	22	5	3	0	18	4.5
Russell	21	377	34	63	.540	14	17	.824	40	66	37	17	4	83	4.0
Hastings	64	825	89	188	.473	63	81	.778	159	46	135	24	23	241	3.8
Eaves	3	37	3	6	.500	5	6	.833	0	4	6	0	0	11	3.7
Brown	69	814	78	192	.406	39	68	.574	223	25	117	19	22	195	2.8
Granger	9	92	6	17	.353	4	8	.500	6	12	13	2	0	16	1.8
Lowe	15	159	8	20	.400	8	8	1.000	15	42	23	11	0	24	1.6
Rautins	4	12	0	2	.000	0	0	.000	2	3	3	0	0	0	0.0

3-pt. field goals: Atlanta 73-235 (.311) - Wilkins 25-81 (.309), Johnson 22-72 (.306), Rivers 15-36 (.417), Williams 4-15 (.267), Wittman 2-7 (.286), Levingston 0-2 (.000), Willis 2-9 (.222), Glenn 0-2 (.000), Carr 2-6 (.333), Criss 0-2 (.000), Russell 1-1 (1.000), Granger 0-1 (.000), Lowe 0-1 (.000). Opponents 46-212 (.217).

## RESULTS

(#, overtime; #2, double OT; #3, three OT; #4, four OT)

(1) at New Orleans, LA

Date	Opponent	W/L	Atl.	Opp.	Record
10/26	at New Jersey	W	119	104	1-0
10/27	PHILADELPHIA	L	108	111	1-1
10/30	at Washington	L	104	119	1-2
11/1	DETROIT	L	114	118	1-3
11/3	WASHINGTON	W	127	107	2-3
11/7	at Milwaukee	L	99	103	2-4
11/8	(#) at Dallas	L	105	112	2-5
11/10	at Phoenix	W	114	107	3-5
11/13	MILWAUKEE	L	99	110	3-6
11/15	CLEVELAND	L	99	102	3-7
11/17	INDIANA	W	118	108	4-7
11/21	(1) UTAH	W	122	90	5-7
11/24	NEW JERSEY	W	101	99	6-7
11/25	at Cleveland	L	111	118	6-8
11/27	at New York	L	96	97	6-9
11/28	(1) MILWAUKEE	W	95	83	7-9
11/30	HOUSTON	L	102	116	7-10
12/4	at San Antonio	L	106	114	7-11
12/5	at Kansas City	L	100	121	7-12
12/7	LA CLIPPERS	W	101	89	8-12
12/9	at Boston	L	127	128	8-13
12/10	at Indiana	W	104	98	9-13
12/12	(1) CLEVELAND	W	116	99	10-13
12/13	at Houston	L	93	96	10-14
12/15	BOSTON	L	94	101	10-15
12/18	LA LAKERS	L	116	117	10-16
12/20	(#2) CHICAGO (NO)	L	129	132	10-17
12/22	WASHINGTON	W	119	101	11-17
12/25	at Cleveland	L	106	109	11-18
12/26	(1) NEW YORK	W	117	105	12-18
12/28	at Washington	L	111	125	12-19
12/29	at Chicago	W	104	101	13-19
1/2	CHICAGO	W	121	107	14-19
1/4	at Detroit	L	111	134	14-20
1/5	NEW JERSEY	W	124	114	15-20
1/11	at New Jersey	L	103	122	15-21
1/12	BOSTON	L	111	119	15-22
1/15	at Indiana	W	120	113	16-22
1/16	at Philadelphia	L	99	122	16-23
1/18	SEATTLE	W	104	90	17-23
1/19	at New York	L	86	88	17-24

Date	Opponent	W/L	Atl.	Opp.	Record
1/22	(1) DETROIT	L	113	130	17-25
1/23	PHOENIX	W	101	100	18-25
1/26	at Chicago	L	104	117	18-26
1/29	(1) INDIANA	W	115	106	19-26
2/1	CLEVELAND	W	126	108	20-26
2/2	(#) at Detroit	L	102	110	20-27
2/4	at Philadelphia	L	92	106	20-28
2/5	(1) DALLAS	L	103	112	20-29
2/7	(#) at Milwaukee	W	94	91	21-29
2/12	ALL-STAR BREAK				
2/12	at Denver	L	107	131	21-30
2/13	at Utah	W	94	88	22-30
2/15	at LA Lakers	L	111	120	22-31
2/17	at LA Clippers	W	91	90	23-31
2/19	GOLDEN STATE	W	107	104	24-31
2/22	NEW YORK	L	105	113	24-32
2/26	DENVER	L	94	106	24-33
2/27	at New Jersey	L	91	114	24-34
3/1	at Boston	W	114	105	25-34
3/2	SAN ANTONIO	L	92	105	25-35
3/5	(1) PORTLAND	L	91	100	25-36
3/6	at Philadelphia	L	86	96	25-37
3/9	DETROIT	L	113	115	25-38
3/11	MILWAUKEE	L	115	121	25-39
3/12	(1) BOSTON	L	115	126	25-40
3/14	at Golden State	W	120	112	26-40
3/16	at Seattle	L	99	122	26-41
3/17	at Portland	L	101	114	26-42
3/19	(1) WASHINGTON	W	103	97	27-42
3/22	KANSAS CITY	L	102	121	27-43
3/23	(#) at Cleveland	W	91	86	28-43
3/26	(1)(#) NEW JERSEY	L	108	109	28-44
3/27	at Indiana	W	125	99	29-44
3/30	at Milwaukee	L	95	106	29-45
4/1	at Detroit	W	114	100	30-45
4/2	PHILADELPHIA	L	91	102	30-46
4/4	at New York	W	100	79	31-46
4/6	CHICAGO	L	114	117	31-47
4/9	at Washington	L	110	130	31-48
4/10	NEW YORK	W	98	94	32-48
4/12	at Chicago	W	119	108	33-48
4/13	INDIANA	W	122	117	34-48

ATLANTA  
Most points: 129 vs. Chicago (12/20)  
Least points: 86 (two times)

OPPONENT  
Most points: 134 (Detroit, 1/4)  
Least points: 79 (New York, 4/4)

## YEARLY RESULTS: 1985 - 86

50-32 OVERALL (34-7 at home, 16-25 on the road)



## SEASON STATS

	G	Min	FGM	FGA	Pct	FTM	FTA	Pct	Reb	Asst	PF	Stl	Blk	Pts	Avg
Wilkins	78	3049	888	1897	.468	577	705	.818	618	206	170	138	49	2366	30.3
Wittman	81	2760	467	881	.530	104	135	.770	170	306	118	81	14	1043	12.9
Willis	82	2300	419	811	.517	172	263	.654	704	45	294	66	44	1010	12.3
Rivers	53	1571	220	464	.474	172	283	.608	162	443	185	120	13	612	11.5
Johnson	39	862	155	328	.473	79	110	.718	75	219	72	10	1	394	10.1
Levingston	81	1945	294	551	.534	164	242	.678	534	72	260	76	39	752	9.3
Williams	19	367	57	143	.399	41	48	.854	45	67	48	28	1	159	8.4
Koncak	82	1695	263	519	.507	156	257	.607	467	55	296	37	69	682	8.3
Webb	79	1229	199	412	.483	216	275	.785	123	337	164	82	5	616	7.8
Carr	17	258	49	93	.527	18	27	.667	52	14	51	7	15	116	6.8
Rollins	74	1781	173	347	.499	69	90	.767	458	41	239	38	167	415	5.6
Davis	27	402	46	107	.430	51	59	.864	19	112	32	13	0	144	5.3
Battle	64	639	101	222	.455	75	103	.728	62	74	80	23	3	277	4.3
Charles	36	273	49	88	.557	24	36	.667	39	8	37	2	6	122	3.4
Hastings	62	650	65	159	.409	60	70	.857	124	26	118	14	8	193	3.1
Toney	3	24	2	7	.286	1	1	1.000	2	0	6	1	0	5	1.7

3-pt. field goals: Atlanta 33-166 (.199) - Wilkins 13-70 (.186), Wittman 5-16 (.313), Willis 0-6 (.000), Rivers 0-16 (.000), Johnson 5-20 (.250), Levingston 0-2 (.000), Williams 4-11 (.264), Koncak 0-1 (.000), Webb 2-11 (.182), Davis 1-2 (.500), Rollins 0-1 (.000), Battle 0-7 (.000), Hastings 3-4 (.750). Opponents 87-283 (.307).

## RESULTS

(#, overtime; #2, double OT; #3, three OT; #4, four OT)

(1) at Hartford, CT

Date	Opponent	W/L	Atl.	Opp.	Record
10/25	WASHINGTON	L	91	100	0-1
10/26	at Milwaukee	L	91	117	0-2
10/29	NEW YORK	W	102	87	1-2
11/1	at Boston	L	105	109	1-3
11/2	(#) PHILADELPHIA	W	114	113	2-3
11/5	at Denver	L	113	128	2-4
11/6	at Phoenix	W	114	106	3-4
11/8	at Golden State	L	119	130	3-5
11/9	at LA Clippers	W	97	94	4-5
11/13	PHOENIX	W	108	101	5-5
11/15	DETROIT	W	122	118	6-5
11/16	at New York	L	96	103	6-6
11/20	CHICAGO	W	116	101	7-6
11/23	UTAH	L	106	116	7-7
11/24	at Cleveland	L	90	98	7-8
11/26	NEW YORK	W	104	94	8-8
11/27	at Milwaukee	L	96	114	8-9
11/29	at New Jersey	L	97	107	8-10
11/30	BOSTON	L	97	102	8-11
12/4	PORTLAND	W	109	98	9-11
12/6	MILWAUKEE	W	94	93	10-11
12/10	(1) at Boston	L	110	114	10-12
12/11	SEATTLE	W	105	97	11-12
12/13	at Indiana	L	89	109	11-13
12/14	PHILADELPHIA	W	107	103	12-13
12/17	NEW JERSEY	W	104	103	13-13
12/19	DALLAS	L	108	120	13-14
12/21	HOUSTON	W	123	122	14-14
12/27	at Washington	L	109	111	14-15
12/28	at New York	W	100	80	15-15
1/3	DETROIT	W	111	101	16-15
1/4	at Chicago	W	111	100	17-15
1/7	LA CLIPPERS	W	117	103	18-15
1/9	at Detroit	W	110	99	19-15
1/10	at Boston	L	108	115	19-16
1/14	SACRAMENTO	W	115	104	20-16
1/16	CLEVELAND	W	116	99	21-16
1/18	(#) BOSTON	L	122	125	21-17
1/20	MILWAUKEE	W	101	98	22-17
1/22	GOLDEN STATE	W	131	100	23-17
1/24	NEW YORK	W	117	100	24-17

## YEARLY RESULTS: 1986 - 87

57-25 OVERALL (35-6 at home, 22-19 on the road)



## SEASON STATS

	G	Min	FGM	FGA	Pct	FTM	FTA	Pct	Reb	Asst	PF	Stl	Blk	Pts	Avg
Wilkins	79	2969	828	1787	.463	607	742	.818	494	261	149	117	51	2294	29.0
McGee	81	2626	538	1003	.536	227	320	.709	849	62	313	65	61	1304	16.1
Rivers	82	2590	342	758	.451	365	441	.828	299	823	287	171	30	1053	12.8
Wittman	71	2049	398	792	.503	100	127	.787	124	211	107	39	16	900	12.7
McGee	76	1420	311	677	.459	80	137	.584	159	149	156	61	2	788	10.4
Levingston	82	1848	251	496	.506	155	212	.731	533	40	261	48	68	657	8.0
Webb	33	532	71	162	.438	80	105	.762	60	167	65	34	2	223	6.8
Battle	64	804	144	315	.457	93	126	.738	60	124	76	29	5	381	6.0
Koncak	82	1684	169	352	.480	125	191	.654	493	31	262	52	76	463	5.6
Rollins	75	1764	171	313	.546	63	87	.724	488	22	240	43	140	405	5.4
Carr	65	695	134	265	.506	73	103	.709	156	34	146	14	48	342	5.3
Williams	33	481	53	146	.363	27	40	.675	40	139	53	17	5	138	4.2
Hastings	40	256	23	68	.338	23	29	.793	70	13	35	10	7	71	1.8
Henderson	6	10	2	5	.400	1	1	1.000	3	0	1	0	0	5	0.8
Wilson	2	2	0	2	.000	0	0	.000	0	1	1	0	0	0	0.0

3-pt. field goals: Atlanta 135-425 (.318) - Wilkins 31-106 (.292), Willis 1-4 (.250), Rivers 4-21 (.190), Wittman 4-12 (.333), McGee 86-229 (.376), Levingston 0-3 (.000), Webb 1-6 (.167), Battle 0-10 (.000), Koncak 0-1 (.000), Carr 1-3 (.333), Williams 5-18 (.278), Hastings 2-12 (.167). Opponents 128-426 (.300).

## RESULTS

Date	Opponent	W/L	Atl.	Opp.	Record
11/1	NEW JERSEY	W	131	111	1-0
11/2	at Philadelphia	W	122	113	2-0
11/4	MILWAUKEE	W	107	98	3-0
11/7	PHOENIX	W	106	86	4-0
11/8	WASHINGTON	W	110	91	5-0
11/11	at Chicago	L	110	112	5-1
11/14	at Detroit	W	105	100	6-1
11/15	at New Jersey	W	109	90	7-1
11/19	at Boston	L	107	111	7-2
11/20	CLEVELAND	W	108	89	8-2
11/22	BOSTON	W	97	96	9-2
11/25	at LA Lakers	L	113	107	10-2
11/26	at Phoenix	L	106	120	10-3
11/28	at Utah	W	97	88	11-3
11/30	at Sacramento	W	113	109	12-3
12/2	DENVER	W	116	100	13-3
12/4	at Houston	W	109	93	14-3
12/5	at Indiana	L	113	119	14-4
12/9	at Cleveland	W	122	96	15-4
12/10	CHICAGO	W	123	95	16-4
12/12	SACRAMENTO	W	130	120	17-4
12/13	at New York	W	122	110	18-4
12/16	DETROIT	L	100	111	18-5
12/18	at Milwaukee	L	95	104	18-6
12/20	SAN ANTONIO	W	111	96	19-6
12/27	GOLDEN STATE	W	119	108	20-6
12/29	at Cleveland	L	106	107	20-7
1/2	at Washington	W	118	101	21-7
1/3	NEW YORK	W	114	92	22-7
1/6	at New York	L	86	118	22-8
1/7	PHILADELPHIA	L	102	109	22-9
1/10	CLEVELAND	W	129	104	23-9
1/12	LA CLIPPERS	W	125	115	24-9
1/14	at Philadelphia	L	93	96	24-10
1/15	MILWAUKEE	W	130	91	25-10
1/18	at Milwaukee	L	91	100	25-11
1/19	at Detroit	L	98	108	25-12
1/21	LA LAKERS	L	109	112	25-13
1/23	at Boston	L	106	126	25-14
1/24	SEATTLE	W	97	87	26-14
1/27	INDIANA	W	114	98	27-14

ATLANTA  
Most points: 136 vs. New Jersey (4/15)  
Least points: 86 at New York (1/6)

(#, overtime; #2, double OT; #3, three OT; #4, four OT)

Date	Opponent	W/L	Atl.	Opp.	Record
1/29	at Cleveland	L	91	102	27-15
1/30	NEW YORK	W	106	98	28-15
2/1	HOUSTON	L	104	106	28-16
2/3	(#) BOSTON	W	126	123	29-16
2/10	ALL-STAR BREAK				
2/11	at Seattle	W	125	113	30-16
2/11	at LA Clippers	W	109	82	31-16
2/14	at Golden State	L	96	103	31-17
2/15	at Portland	L	93	98	31-18
2/17	DETROIT	W	107	103	32-18
2/20	INDIANA	L	105	107	32-19
2/21	at Detroit	L	97	102	32-20
2/23	PHILADELPHIA	W	112	103	33-20
2/24	at Chicago	L	103	113	33-21
2/27	BOSTON	W	115	105	34-21
2/28	PORTLAND	W	123	102	35-21
3/2	WASHINGTON	W	121	99	36-21
3/3	at Indiana	W	109	108	37-21
3/6	at New Jersey	W	111	83	38-21
3/7	UTAH	W	122	97	39-21
3/9	CHICAGO	W	108	103	40-21
3/10	(#) at San Antonio	W	113	106	41-21
3/13	at Dallas	W	113	105	42-21
3/15	at Denver	W	104	100	43-21
3/17	WASHINGTON	W	118	98	44-21
3/18	at Philadelphia	L	107	109	44-22
3/20	MILWAUKEE	W	114	97	45-22
3/21	at New York	W	97	85	46-22
3/24	at Washington	W	96	87	47-22
3/26	DALLAS	W	120	112	48-22
3/28	INDIANA	L	114	120	48-23
4/1	at Milwaukee	L	92	104	48-24
4/3	NEW YORK	W	126	89	49-24
4/4	CHICAGO	W	110	97	50-24
4/6	CLEVELAND	W	110	105	51-24
4/8	PHILADELPHIA	W	110	92	52-24
4/10	DETROIT	W	101	99	53-24
4/12	at New Jersey	W	115	88	54-24
4/13	at Indiana	W	102	101	55-24
4/15	NEW JERSEY	W	136	116	56-24
4/16	at Chicago	W	117	114	57-24
4/19	at Boston	L	107	118	57-25

OPPONENT  
Most points: 126 (Boston, 1/23)  
Least points: 82 (L.A. Clippers, 2/11)

## YEARLY RESULTS: 1987 - 88

50-32 OVERALL (30-11 at home, 20-21 on the road)



## SEASON STATS

	G	Min	FGM	FGA	Pct	FTM	FTA	Pct	Reb	Asst	PF	Stl	Blk	Pts	Avg
Wilkins	78	2948	909	1957	.464	541	655	.826	502	224	162	103	47	2397	30.7
Rivers	80	2502	403	890	.453	319	421	.758	366	747	272	140	41	1134	14.2
Willis	75	2091	356	687	.518	159	245	.649	547	28	240	68	41	871	11.6
Battle	67	1227	278	613	.454	141	188	.750	113	158	84	31	5	713	10.6
Wittman	82	2412	376	787	.478	71	89	.798	170	302	117	50	18	823	10.0
Levingston	82	2135	314	564	.557	190	246	.772	504	71	287	52	84	819	10.0
Carr	80	1483	281	517	.544	142	182	.780	289	103	272	38	83	705	8.8
Webb	82	1347	191	402	.475	107	131	.817	146	337	125	63	12	490	6.0
Koncak	49	1073	98	203	.483	83	136	.610	333	19	161	36	56	279	5.7
McGee	11	117	22	52	.423	2	6	.333	16	13	6	5	0	51	4.6
Rollins	76	1765	133	260	.512	70	80	.875	459	20	229	31	132	336	4.4
Wood	14	79	16	30	.533	7	8	.875	6	19	6	4	0	48	3.4
Whitely	5	24	4	9	.444	3	4	.750	4	2	3	2	0	11	2.2
Washburn	29	174	22	49	.449	13	23	.565	55	3	19	4	8	57	2.0
Hastings	55	403	40	82	.488	25	27	.926	97	16	67	8	10	110	2.0

3-pt. field goals: Atlanta 85-282 (.301) - Wilkins 38-129 (.295), Rivers 9-33 (.273), Willis 0-2 (.000), Battle 16-41 (.390), Levingston 1-2 (.500), Carr 1-4 (.250), Wood 9-19 (.474), Webb 1-19 (.053), Koncak 0-2 (.000), McGee 5-19 (.263), Hastings 5-12 (.417). Opponents 136-406 (.335).

## RESULTS

Date	Opponent	W/L	Atl.	Opp.	Record
11/6	WASHINGTON	W	114	97	1-0
11/7	CLEVELAND	W	113	105	2-0
11/10	CHICAGO	L	95	105	2-1
11/11	at New York	W	94	93	3-1
11/14	PHILADELPHIA	W	104	83	4-1
11/15	at Milwaukee	L	103	112	4-2
11/18	GOLDEN STATE	W	95	92	5-2
11/20	at Chicago	L	92	94	5-3
11/21	HOUSTON	W	104	94	6-3
11/25	at Boston	L	102	117	6-4
11/27	at Indiana	L	86	88	6-5
11/28	SAN ANTONIO	W	124	100	7-5
12/1	BOSTON	W	120	106	8-5
12/3	at Washington	W	102	94	9-5
12/4	NEW JERSEY	W	139	102	10-5
12/8	at LA Clippers	W	90	79	11-5
12/9	at Phoenix	L	105	117	11-6
12/11	at Golden State	W	109	93	12-6
12/13	at Sacramento	W	106	100	13-6
12/15	INDIANA	W	93	91	14-6
12/18	at Milwaukee	W	94	87	15-6
12/19	(#) UTAH	W	130	124	16-6
12/22	at Houston	L	103	122	16-7
12/25	at Philadelphia	W	106	100	17-7
12/26	NEW YORK	W	125	98	18-7
12/29	at Chicago	W	108	98	19-7
12/30	at Cleveland	W	117	110	20-7
1/3	LA CLIPPERS	W	121	84	21-7
1/5	DETROIT	W	81	71	22-7
1/6	at Detroit	L	87	90	22-8
1/8	CLEVELAND	W	101	97	23-8
1/9	DENVER	W	113	105	24-8
1/13	at San Antonio	W	120	110	25-8
1/14	at Denver	L	112	115	25-9
1/16	at Dallas	W	101	98	26-9
1/18	at New York	L	102	110	26-10
1/19	CHICAGO	W	106	94	27-10
1/21	at Cleveland	W	101	93	28-10
1/22	at Boston	L	106	124	28-11
1/24	NEW JERSEY	W	118	111	29-11
1/26	BOSTON	L	97	102	29-12

ATLANTA  
Most points: 143 vs. Phoenix (3/8)  
Least points: 81 vs. Detroit (1/5)

(#, overtime; #2, double OT; #3, three OT; #4, four OT)

Date	Opponent	W/L	Atl.	Opp.	Record
1/29	at LA Lakers	L	107	117	29-13
1/30	at Utah	L	109	115	29-14
2/2	at Portland	L	118	121	29-15
2/4	at Seattle	W	119	109	30-15
ALL-STAR BREAK					
2/9	PHILADELPHIA	W	112	110	31-15
2/12	at Detroit	L	92	108	31-16
2/13	WASHINGTON	W	105	103	32-16
2/15	at Chicago	W	107	126	32-17
2/16	SACRAMENTO	L	115	118	32-18
2/19	(#) LA LAKERS	L	119	126	32-19
2/21	SEATTLE	W	129	113	33-19
2/23	INDIANA	W	131	111	34-19
2/26	at Indiana	W	116	101	35-19
2/27	PORTLAND	L	120	123	35-20
3/1	DETROIT	L	104	117	35-21
3/5	MILWAUKEE	L	101	104	35-22
3/8	PHOENIX	W	143	113	36-22
3/11	NEW YORK	W	122	115	37-22
3/13	at Boston	L	100	117	37-23
3/15	PHILADELPHIA	W	104	90	38-23
3/18	at New Jersey	W	106	104	39-23
3/19	at New York	L	110	116	39-24
3/21	MILWAUKEE	W	115	105	40-24
3/22	at Milwaukee	L	98	111	40-25
3/24	at Washington	L	91	94	40-26
3/26	CLEVELAND	W	109	102	41-26
3/29	DALLAS	W	120	106	42-26
3/30	at Detroit	W	103	102	43-26
4/1	at Philadelphia	W	105	93	44-26
4/4	at Indiana	W	102	100	45-26
4/5	MILWAUKEE	W	121	110	46-26
4/7	NEW JERSEY	W	120	94	47-26
4/9	DETROIT	L	102	115	47-27
4/11	WASHINGTON	L	85	86	47-28
4/12	at Cleveland	L	103	116	47-29
4/15	(#) at Philadelphia	W	103	101	48-29
4/16	NEW YORK	L	93	95	48-30
4/19	(#) at New Jersey	W	119	109	49-30
4/20	INDIANA	L	98	116	49-31
4/22	BOSTON	W	133	106	50-31
4/23	at Washington	L	96	106	50-32



## YEARLY RESULTS: 1988 - 89

52-30 OVERALL (33-8 at home, 19-22 on the road)



## SEASON STATS

	G	Min	FGM	FGA	Pct	FTM	FTA	Pct	Reb	Asst	PF	Stl	Blk	Pts	Avg
Wilkins	80	2997	814	1756	.464	442	524	.844	553	211	138	117	52	2099	26.2
Malone	81	2878	538	1096	.491	561	711	.789	956	112	154	79	100	1637	20.2
Theus	82	2517	497	1067	.466	285	335	.851	242	387	236	108	16	1296	15.8
Rivers	76	2462	371	816	.455	247	287	.861	286	525	263	181	40	1032	13.6
Battle	82	1672	287	628	.457	194	238	.815	140	197	125	42	9	779	9.5
Levingston	80	2184	300	568	.528	133	191	.696	498	75	270	97	70	734	9.2
Carr	78	1488	226	471	.480	130	152	.855	274	91	221	31	62	582	7.5
Koncak	74	1531	141	269	.524	63	114	.553	453	56	238	54	98	345	4.7
Webb	81	1219	133	290	.459	52	60	.867	123	284	104	70	6	319	3.9
Ferrell	41	231	35	83	.422	30	44	.682	41	10	33	7	6	100	2.4
Tolbert	50	341	40	94	.426	23	37	.622	88	16	55	13	13	103	2.1
Bradley	38	267	28	86	.326	8	16	.500	32	24	41	16	2	72	1.9
Mannion	5	18	2	6	.333	0	0	.000	2	2	2	2	0	4	0.8

3-pt. field goals: Atlanta 110-397 (.277) - Wilkins 29-105 (.276), Malone 0-12 (.000), Theus 17-58 (.293), Rivers 43-124 (.347), Battle 11-34 (.324), Levingston 1-5 (.200), Carr 0-1 (.000), Koncak 0-3 (.000), Webb 1-22 (.045), Bradley 8-31 (.258), Mannion 0-2 (.000). Opponents 147-511 (.288).

## RESULTS

Date	Opponent	W/L	Atl.	Opp.	Record
11/4	at New Jersey	W	113	105	1-0
11/5	at Milwaukee	W	107	94	2-0
11/8	INDIANA	W	112	107	3-0
11/9	(#) at Detroit	L	95	101	3-1
11/11	at Philadelphia	L	105	107	3-2
11/12	CHARLOTTE	W	132	111	4-2
11/15	at Cleveland	W	97	95	5-2
11/18	(#) at Chicago	L	112	115	5-3
11/19	GOLDEN STATE	W	111	92	6-3
11/21	at Houston	L	113	117	6-4
11/23	at San Antonio	L	109	119	6-5
11/25	at Dallas	L	95	100	6-6
11/26	BOSTON	W	104	91	7-6
11/29	SAN ANTONIO	W	120	104	8-6
12/1	WASHINGTON	W	127	115	9-6
12/3	PORTLAND	W	115	97	10-6
12/6	SACRAMENTO	W	123	113	11-6
12/7	at Boston	W	106	103	12-6
12/9	DETROIT	L	82	92	12-7
12/10	DENVER	L	130	133	12-8
12/13	at Chicago	W	106	88	13-8
12/14	PHILADELPHIA	W	103	96	14-8
12/16	MILWAUKEE	W	115	112	15-8
12/17	at Cleveland	L	94	120	15-9
12/20	SEATTLE	W	121	118	16-9
12/23	INDIANA	W	131	114	17-9
12/27	NEW YORK	W	128	126	18-9
12/30	at Milwaukee	W	117	113	19-9
1/3	DETROIT	W	123	104	20-9
1/4	at Indiana	L	113	116	20-10
1/6	at Detroit	L	88	111	20-11
1/7	NEW JERSEY	W	103	93	21-11
1/10	CHICAGO	L	101	104	21-12
1/13	at Philadelphia	L	101	114	21-13
1/14	at New York	L	122	132	21-14
1/16	at Washington	W	117	106	22-14
1/17	MILWAUKEE	W	111	98	23-14
1/21	CHARLOTTE	W	137	113	24-14
1/24	CLEVELAND	W	121	105	25-14
1/27	at Seattle	L	112	119	25-15
1/28	at Portland	L	94	110	25-16
1/30	at LA Clippers	W	130	101	26-16

ATLANTA  
Most points: 137 vs. Charlotte (1/21)  
Least points: 81 at Detroit (4/23)

(#, overtime; #2, double OT; #3, three OT; #4, four OT)

Date	Opponent	W/L	Atl.	Opp.	Record
2/1	at Utah	W	94	93	27-16
2/2	at Denver	L	103	112	27-17
2/4	(#) at Phoenix	W	118	116	28-17
2/8	NEW YORK	L	101	113	28-18
2/9	at Charlotte	L	108	110	28-19
ALL-STAR BREAK					
2/14	at Chicago	W	106	98	29-19
2/15	at New Jersey	W	119	112	30-19
2/17	CLEVELAND	W	108	100	31-19
2/19	at Miami	L	115	124	31-20
2/20	LA CLIPPERS	W	114	100	32-20
2/23	INDIANA	W	100	97	33-20
2/25	CHICAGO	W	125	95	34-20
2/27	DALLAS	W	105	83	35-20
3/2	at Boston	L	90	104	35-21
3/3	CHARLOTTE	W	133	109	36-21
3/5	UTAH	L	83	85	36-22
3/7	LA LAKERS	L	97	106	36-23
3/8	at Washington	L	111	119	36-24
3/11	MIAMI	W	111	78	37-24
3/14	PHOENIX	L	112	114	37-25
3/16	at Sacramento	W	119	103	38-25
3/17	(#) at Golden State	L	118	127	38-26
3/19	at LA Lakers	W	113	111	39-26
3/21	DETROIT	L	95	110	39-27
3/25	at New York	W	115	108	40-27
3/28	at New Jersey	L	108	111	40-28
3/29	WASHINGTON	W	120	102	41-28
3/31	NEW JERSEY	W	116	99	42-28
4/2	at Indiana	W	132	109	43-28
4/4	at Cleveland	L	91	105	43-29
4/5	PHILADELPHIA	W	135	93	44-29
4/7	(#) HOUSTON	W	120	112	45-29
4/9	CHICAGO	W	108	100	46-29
4/10	at Charlotte	W	112	105	47-29
4/13	BOSTON	W	132	118	48-29
4/15	MILWAUKEE	W	125	100	49-29
4/18	at Indiana	W	121	114	50-29
4/19	at Milwaukee	W	100	92	51-29
4/21	CLEVELAND	W	92	89	52-29
4/23	at Detroit	L	81	99	52-30

OPPONENT  
Most points: 133 (Denver, 12/10)  
Least points: 78 (Miami, 3/11)

## YEARLY RESULTS: 1989 - 90

41-41 OVERALL (25-16 at home, 16-25 on the road)



## SEASON STATS

	G	Min	FGM	FGA	Pct	FTM	FTA	Pct	Reb	Asst	PF	Stl	Blk	Pts	Avg
Wilkins	80	2888	810	1672	.484	459	569	.807	521	200	141	126	47	2138	26.7
Malone	81	2735	517	1077	.480	493	631	.781	812	130	158	47	84	1528	18.9
Rivers	48	1526	218	480	.454	138	170	.812	200	264	151	116	22	598	12.5
Willis	81	2273	418	805	.519	168	246	.683	645	57	259	63	47	1006	12.4
Battle	60	1477	275	544	.506	102	135	.756	99	154	115	28	3	654	10.9
Webb	82	2184	294	616	.477	162	186	.871	201	477	185	105	12	751	9.2
Long	48	1030	174	384	.453	46	55	.836	83	85	66	45	5	404	8.4
Smith	33	674	98	204	.480	55	65	.846	37	142	45	22	1	255	7.7
Carr	44	803	128	248	.516	79	102	.775	149	53	128	15	34	335	7.6
Levingston	75	1706	216	424	.509	83	122	.680	319	80	216	55	41	516	6.9
Volkov	72	937	137	284	.482	70	120	.583	119	83	166	36	22	357	5.0
Matthews	1	13	1	3	.333	2	2	1.000	0	5	0	0	0	4	4.0
Koncak	54	977	78	127	.614	42	79	.532	226	23	182	38	34	198	3.7
Toney	32	286	30	72	.417	21	25	.840	14	52	35	10	0	88	2.8
Marble	24	162	16	58	.276	19	29	.655	24	11	16	7	1	51	2.1
Workman	6	16	2	3	.667	2	2	1.000	3	2	3	3	0	6	1.0
Ferrell	14	29	5	14	.357	2	6	.333	7	2	3	1	0	12	0.9
Williams	5	14	0	4	.000	0	0	.000	1	0	2	0	0	0	0.0

3-pt. field goals: Atlanta 124-411 (.302) - Wilkins 59-183 (.322), Malone 1-9 (.111), Rivers 24-66 (.364), Willis 4-24 (.167), Battle 2-13 (.154), Webb 1-19 (.053), Long 10-29 (.345), Carr 0-4 (.000), Levingston 1-5 (.200), Volkov 13-34 (.382), Matthews 0-1 (.000), Koncak 0-1 (.000), Toney 7-13 (.538), Marble 0-2 (.000), Ferrell 0-1 (.000). Opponents 181-533 (.340).

## RESULTS

(#, overtime; #2, double OT; #3, three OT; #4, four OT)

Date	Opponent	W/L	Atl.	Opp.	Record
11/3	INDIANA	L	103	126	0-1
11/7	WASHINGTON	L	114	118	0-2
11/10	at Boston	L	106	117	0-3
11/11	ORLANDO	W	148	109	1-3
11/13	at Orlando	W	112	104	2-3
11/17	(#) at Cleveland	L	125	131	2-4
11/18	GOLDEN STATE	W	112	96	3-4
11/21	at Detroit	W	103	96	4-4
11/22	at Milwaukee	L	100	118	4-5
11/24	at Miami	W	103	87	5-5
11/25	BOSTON	W	108	100	6-5
11/28	at Chicago	L	98	113	6-6
11/29	at Washington	W	111	104	7-6
12/1	UTAH	W	114	103	8-6
12/2	PHILADELPHIA	W	102	92	9-6
12/6	at Orlando	W	118	100	10-6
12/8	PORTLAND	W	127	120	11-6
12/9	MINNESOTA	W	104	91	12-6
12/12	SAN ANTONIO	W	102	94	13-6
12/13	at Philadelphia	L	103	112	13-7
12/15	NEW YORK	L	109	113	13-8
12/21	SACRAMENTO	W	115	112	14-8
12/21	at Miami	W	117	115	15-8
12/22	CHICAGO	W	113	125	15-9
12/25	CLEVELAND	W	115	104	16-9
12/27	at Dallas	L	101	114	16-10
12/30	at Indiana	L	98	105	16-11
1/2	MILWAUKEE	W	113	107	17-11
1/4	at New York	L	95	100	17-12
1/6	NEW JERSEY	W	105	96	18-12
1/7	at New Jersey	L	93	98	18-13
1/10	LA CLIPPERS	L	109	115	18-14
1/13	at Seattle	L	106	113	18-15
1/16	at Sacramento	L	91	108	18-16
1/17	at Utah	L	88	95	18-17
1/19	CHICAGO	L	84	92	18-18
1/23	at Charlotte	W	106	101	19-18
1/24	CLEVELAND	W	103	86	20-18
1/27	at Orlando	W	114	96	21-18
1/29	at Chicago	L	111	121	21-19
1/30	DETROIT	L	95	112	21-20

ATLANTA  
Most points: 148 vs. Orlando (1/11)  
Least points: 84 vs. Chicago (1/19)

(1) at Baltimore, MD

Date	Opponent	W/L	Atl.	Opp.	Record
2/1	at Utah	W	94	93	27-1
2/1	at Phoenix	L	90	102	21-2
2/2	at LA Lakers	L	106	112	21-2
2/4	at Denver	L	113	125	21-2
2/6	at San Antonio	L	94	105	21-2
2/8	at Houston	W	110	108	22-2
ALL-STAR BREAK					
2/13	NEW YORK	L	109	114	22-2
2/15	ORLANDO	W	130	123	23-2
2/16	at Cleveland	L	101	109	23-2
2/18	at Minnesota	L	98	108	23-2
2/20	WASHINGTON	L	107	110	23-2
2/21	at Indiana	L	96	123	23-2
2/23	DETROIT	W	112	103	24-2
2/24	HOUSTON	W	104	96	25-2
2/26	MIAMI	W	123	114	26-2
2/28	INDIANA	W	102	99	27-2
3/2	MILWAUKEE	W	132	110	28-2
3/3	at New Jersey	L	109	114	28-3
3/6	PHOENIX	L	95	112	28-3
3/9	SEATTLE	W	107	97	29-3
3/11	LA LAKERS	L	115	123	29-3
3/13	BOSTON	L	100	112	29-3
3/16	(#) at Indiana	W	106	104	30-3
3/17	(1) at Washington	W	119	92	31-3
3/19	DALLAS	L	110	117	31-3
3/21	CHICAGO	L	89	99	31-3
3/23	at Boston	L	98	101	31-3
3/24	CHARLOTTE	W	122	109	32-3
3/26	DENVER	W	113	102	33-3
3/29	at Portland	L	106	112	33-3
3/30	at LA Clippers	W	122	118	34-3
4/1	at Golden State	W	142	116	35-3
4/4	at Cleveland	L	95	101	35-3
4/5	DETROIT	L	99	104	35-3
4/7	PHILADELPHIA	L	108	112	35-4
4/10	at Philadelphia	W	123	111	36-4
4/11	MILWAUKEE	W	106	94	37-4
4/13	at Detroit	W	115	111	38-4
4/14	at Milwaukee	L	93	109	38-4
4/17	NEW JERSEY	W	118	95	39-4
4/20	at New York	W	126	112	40-4
4/21	MIAMI	W	130	109	41-4

## YEARLY RESULTS: 1990 - 91

43-39 OVERALL (29-12 at home, 14-27 on the road)



## SEASON STATS

	G	Min	FGM	FGA	Pct	FTM	FTA	Pct	Reb	Asst	PF	Stl	Blk	Pts	Avg
Wilkins	81	3078	770	1640	.470	476	574	.829	732	265	156	123	65	2101	25.9
Rivers	79	2586	444	1020	.435	221	262	.844	253	340	216	148	47	1197	15.2
Battle	79	1863	397	862	.461	270	316	.854	159	217	145	45	6	1078	13.6
Webb	75	2197	359	803	.447	231	266	.868	174	417	180	118	6	1003	13.4
Willis	80	2373	444	881	.504	159	238	.668	704	99	235	60	40	1051	13.1
Malone	82	1912	280	598	.468	309	372	.831	667	68	134	30	74	869	10.6
Ferrell	78	1165	174	356	.489	125	156	.801	179	55	151	33	27	475	6.1
Robinson	47	674	108	242	.446	47	80	.588	71	132	65	32	8	265	5.6
Moncrief	72	1096	117	240	.488	82	105	.781	128	104	112	50	9	337	4.7
McCormick	56	689	93	187	.497	66	90	.733	165	32	91	11	14	252	4.5
Koncak	77	1931	140	321	.436	32	54	.593	375	124	265	74	76	313	4.1
Wilson	25	162	21	70	.300	13	26	.500	40	11	13	5	1	55	2.2
Wright	4	20	2	3	.667	1	1	1.000	6	0	3	0	0	5	1.3
Leonard	4	9	0	0	.000	2	4	.500	2	0	2	0	1	2	0.5

3-pt. field goals: Atlanta 271-836 (.324) - Wilkins 85-249 (.341), Rivers 88-262 (.336), Battle 14-49 (.286), Webb 54-168 (.321), Willis 4-10 (.400), Malone 0-7 (.000), Ferrell 2-3 (.667), Robinson 2-11 (.182), Moncrief 21-64 (.328), McCormick 0-3 (.000), Koncak 1-8 (.125), Wilson 0-2 (.000), Opponents 217-621 (.349).

## RESULTS

(#, overtime; #2, double OT; #3, three OT; #4, four OT)

Date	Opponent	W/L	Atl.	Opp.	Record
11/2	ORLANDO	W	115	111	1-0
11/3	INDIANA	W	121	120	2-0
11/6	at Sacramento	W	102	85	3-0
11/9	at Golden State	L	128	143	3-1
11/10	at LA Clippers	W	112	94	4-1
11/13	CLEVELAND	L	104	121	4-2
11/14	at Philadelphia	L	104	112	4-3
11/16	CHARLOTTE	L	109	119	4-4
11/17	at Detroit	L	83	91	4-5
11/20	at Charlotte	L	121	128	4-6
11/21	at Milwaukee	L	93	105	4-7
11/24	PHILADELPHIA	L	121	124	4-8
11/27	DETROIT	L	97	120	4-9
11/30	CLEVELAND	L	93	101	4-10
12/4	at Houston	W	113	110	5-10
12/5	at San Antonio	W	110	108	6-10
12/7	MILWAUKEE	L	103	104	6-11
12/8	NEW YORK	W	99	86	7-11
12/12	at Miami	W	118	93	8-11
12/13	NEW JERSEY	W	106	97	9-11
12/15	WASHINGTON	W	125	113	10-11
12/17	at Cleveland	W	109	98	11-11
12/20	UTAH	W	105	87	12-11
12/21	at Detroit	L	87	113	12-12
12/23**	at Boston	L	104	132	12-13
12/26	at New Jersey	W	113	111	13-13
12/28	BOSTON	W	131	114	14-13
12/29	GOLDEN STATE	W	134	130	15-13
1/2	LA CLIPPERS	W	120	107	16-13
1/4	INDIANA	W	111	96	17-13
1/5	(#) MINNESOTA	W	117	112	18-13
1/8	SAN ANTONIO	W	109	98	19-13
1/11	at Chicago	L	96	99	19-14
1/12	at New York	L	92	99	19-15
1/14	NEW YORK	W	96	82	20-15
1/15	at Indiana	W	117	106	21-15
1/18	CHICAGO	W	114	105	22-15
1/19	NEW JERSEY	W	114	84	23-15
1/22	MIAMI	W	118	107	24-15
1/23	at Washington	L	99	104	24-16
1/26	at Seattle	L	102	103	24-17

(1) at Baltimore, MD

Date	Opponent	W/L	Atl.	Opp.	Record
1/28	at Portland	L	111	116	24-18
1/29	at Utah	L	105	116	24-19
1/31	at LA Lakers	L	103	116	24-20
2/2	at Denver	L	125	126	24-21
2/5	CLEVELAND	W	118	114	25-21
2/7	CHARLOTTE	W	127	114	26-21
ALL-STAR BREAK					
2/12	at Chicago	L	113	122	26-22
2/13	at New Jersey	L	106	140	26-23
2/16	SEATTLE	W	122	113	27-23
2/19	at New York	W	110	102	28-23
2/20	at Detroit	L	89	97	28-24
2/22	LA LAKERS	W	111	102	29-24
2/23	DALLAS	W	122	107	30-24
2/25	SACRAMENTO	W	96	88	31-24
2/27	at Philadelphia	L	103	107	31-25
2/28	PORTLAND	W	117	109	32-25
3/3	at Milwaukee	W	115	106	33-25
3/5	DENVER	W	139	127	34-25
3/7	PHOENIX	L	104	106	34-26
3/8	at Miami	W	102	96	35-26
3/10	CHICAGO	L	87	122	35-27
3/12	(#) PHILADELPHIA	L	129	133	35-28
3/15	at Dallas	W	127	117	36-28
3/16	at Phoenix	L	116	128	36-29
3/19	BOSTON	W	104	92	37-29
3/20	at Chicago	L	107	129	37-30
3/22	(1) at Washington	L	116	121	37-31
3/23	MIAMI	W	108	93	38-31
3/26	at Indiana	L	113	123	38-32
3/28	HOUSTON	L	111	112	38-33
3/30	at Milwaukee	L	96	104	38-34
4/4	at Charlotte	L	91	98	38-35
4/6	INDIANA	W	137	110	39-35
4/8	WASHINGTON	W	105	94	40-35
4/9	at Cleveland	W	104	98	41-35
4/11	at Minnesota	L	98	112	41-36
4/13	MILWAUKEE	W	97	91	42-36
4/16	at Orlando	L	106	113	42-37
4/17	CHARLOTTE	L	111	123	42-38
4/19	DETROIT	L	120	126	42-39
4/21	at Boston	W	117	105	43-39

ATLANTA

Most points: 139 vs. Denver (3/5)  
Least points: 83 at Detroit (11/17)

OPPONENT

Most points: 143 (Golden State, 11/9)  
Least points: 82 (New York, 1/14)

\*\* Game on 11/28/90 was stopped in progress (slippery floor) and completed on 12/23/90.

## YEARLY RESULTS: 1991 - 92

38-44 OVERALL (23-18 at home, 15-26 on the road)



## SEASON STATS

	G	Min	FGM	FGA	Pct	FTM	FTA	Pct	Reb	Asst	PF	Stl	Blk	Pts	Avg
Wilkins	42	1601	424	914	.464	294	352	.835	295	158	77	52	24	1179	28.1
Willis	81	2962	591	1224	.484	292	363	.804	1258	173	223	72	54	1480	18.3
Augmon	82	2505	440	899	.489	213	320	.666	420	201	161	124	27	1094	13.3
Robinson	81	2220	423	928	.456	175	275	.636	219	446	178	105	24	1055	13.0
Ferrell	66	1598	331	632	.524	166	218	.761	210	92	134	49	17	839	12.7
Graham	78	1718	305	682	.447	126	170	.741	231	175	193	96	21	791	10.1
Rasmussen	81	1968	347	726	.478	30	40	.750	393	107	233	35	48	729	9.0
Volkov	77	1516	251	569	.441	125	198	.631	265	250	178	66	30	662	8.6
Mays	2	32	6	14	.429	2	2	1.000	2	1	4	0	0	17	8.5
Cheeks	56	1086	115	249	.462	26	43	.605	95	185	73	83	0	259	4.6
Wiley	41	767	71	160	.444	21	30	.700	73	166	73	43	3	177	4.3
Sanders	12	117	20	45	.444	7	9	.778	26	9	15	5	3	47	3.9
Monroe	38	313	53	144	.368	19	23	.826	33	27	19	12	2	131	3.4
Koncak	77	1489	111	284	.391	19	29	.655	261	132	207	50	67	241	3.1
Leonard	5	13	4	6	.667	2	2	1.000	5	1	3	1	0	10	2.0

3-pt. field goals: Atlanta 210-671 (.313) - Wilkins 37-128 (.289), Willis 6-37 (.162), Augmon 1-6 (.167), Robinson 34-104 (.327), Ferrell 11-33 (.333), Graham 55-141 (.390), Rasmussen 5-23 (.217), Volkov 35-110 (.318), Mays 3-6 (.500), Cheeks 3-6 (.500), Wiley 14-38 (.368), Monroe 6-27 (.222), Koncak 0-12 (.000), Opponents 251-732 (.343).

## RESULTS

(#, overtime; #2, double OT; #3, three OT; #4, four OT)

Date	Opponent	W/L	Atl.	Opp.	Record
11/2	DETROIT	L	87	89	0-1
11/5	UTAH	W	98	94	1-1
11/6	at Charlotte	L	104	114	1-2
11/8	at Boston	W	100	95	2-2
11/9	MIAMI	W	97	93	3-2
11/12	CHARLOTTE	W	118	100	4-2
11/14	at Sacramento	L	96	98	4-3
11/15	at Phoenix	W	119	115	5-3
11/17	at LA Lakers	L	89	111	5-4
11/20	SACRAMENTO	W	116	104	6-4
11/22	at Philadelphia	W	99	92	7-4
11/23	at Washington	L	115	126	7-5
11/26	DETROIT	L	93	103	7-6
11/27	at Detroit	L	91	100	7-7
11/29	SAN ANTONIO	L	85	88	7-8
11/30	BOSTON	W	129	102	8-8
12/3	at Dallas	W	103	99	9-8
12/5	at Houston	W	109	97	10-8
12/7	(#2) NEW YORK	L	128	137	10-9
12/10	MILWAUKEE	W	118	104	11-9
12/12	at Cleveland	L	107	134	11-10
12/14	at Miami	L	101	121	11-11
12/17	INDIANA	W	117	113	12-11
12/20	CLEVELAND	L	99	122	12-12
12/21	at Chicago	L	103	117	12-13
12/23	at New Jersey	L	93	105	12-14
12/26	CHICAGO	L	111	122	12-15
12/28	(#) MINNESOTA	W	125	122	13-15
1/2	PHOENIX	W	123	105	14-15
1/4	LA CLIPPERS	W	97	95	15-15
1/6	HOUSTON	W	109	97	16-15
1/7	at New York	W	109	94	17-15
1/9	DALLAS	W	124	108	18-15
1/11	at Indiana	L	115	138	18-16
1/14	MILWAUKEE	W	93	88	19-16
1/16	at Utah	L	111	116	19-17
1/17	(#) at LA Clippers	L	107	111	19-18
1/19	at Denver	W	119	93	20-18
1/21	at Seattle	W	128	119	21-18
1/22	at Golden State	L	124	134	21-19
1/24	at Portland	L	117	125	21-20

(1) at Baltimore, MD

Date	Opponent	W/L	Atl.	Opp.	Record
1/28	PHILADELPHIA	W	110	109	22-20
1/29	at Milwaukee	W	110	100	23-20
1/31	(#) at Indiana	L	106	115	23-21
2/1	DETROIT	L	80	89	23-22
2/3	SEATTLE	L	110	112	23-23
2/6	ORLANDO	W	123	112	24

## YEARLY RESULTS: 1992 - 93

43-39 OVERALL (25-16 at home, 18-23 on the road)



## SEASON STATS

	G	Min	FGM	FGA	Pct	FTM	FTA	Pct	Reb	Asst	PF	Stl	Blk	Pts	Avg
Wilkins	71	2647	741	1584	.468	519	627	.828	482	227	116	70	27	2121	29.9
Willis	80	2878	616	1218	.506	196	300	.653	1028	165	264	68	41	1435	17.9
Augmon	73	2112	397	792	.501	227	307	.739	287	170	141	91	18	1021	14.0
Blaylock	80	2820	414	964	.429	123	169	.728	280	671	156	203	23	1069	13.4
Ferrell	82	1736	327	696	.470	176	226	.779	191	132	160	59	17	839	10.2
Graham	80	1508	256	560	.457	96	131	.733	190	164	185	86	6	650	8.1
Mays	49	787	129	309	.417	54	82	.659	53	72	59	21	3	341	7.0
Keefe	82	1549	188	376	.500	166	237	.700	432	80	195	57	16	542	6.6
Henson	53	719	71	182	.390	34	40	.850	55	155	85	30	1	213	4.0
Koncak	78	1975	124	267	.464	24	50	.480	427	140	264	75	100	275	3.4
Rasmussen	22	283	30	80	.375	9	13	.692	55	5	61	5	10	71	3.2
Foster	33	205	44	95	.463	13	18	.722	56	10	41	3	9	101	3.1
Wiley	25	354	26	81	.321	5	8	.625	35	81	49	26	2	72	2.9
Breuer	12	107	15	31	.484	2	5	.400	28	6	12	2	3	32	2.7
Sanders	9	120	10	25	.400	4	8	.500	29	6	16	8	1	24	2.7
Stivins	5	15	4	9	.444	0	0	.000	5	0	0	0	1	8	1.6
Spencer	3	15	0	3	.000	0	0	.000	1	0	3	2	0	0	0.0

3-pt. field goals: Atlanta 382-1076 (.355) - Wilkins 120-316 (.380), Willis 7-29 (.241), Augmon 0-4 (.000), Blaylock 118-315 (.375), Ferrell 9-36 (.250), Graham 42-141 (.298), Mays 29-84 (.345), Keefe 0-1 (.000), Henson 37-80 (.463), Koncak 3-8 (.375), Rasmussen 2-6 (.333), Foster 0-4 (.000), Wiley 15-51 (.294), Stivins 0-1 (.000). Opponents 281-833 (.337).

## RESULTS

Date	Opponent	W/L	Atl.	Opp.	Record
11/6	NEW YORK	L	94	106	0-1
11/7	at Chicago	W	100	99	1-1
11/11	at Houston	L	82	101	1-2
11/12	at San Antonio	W	104	97	2-2
11/14	at Dallas	L	105	113	2-3
11/17	MILWAUKEE	L	106	114	2-4
11/19	NEW JERSEY	L	101	108	2-5
11/21	BOSTON	W	116	107	3-5
11/23 (#)	at Boston	W	101	97	4-5
11/25	at Philadelphia	W	111	105	5-5
11/27	at Cleveland	L	101	122	5-6
11/28	MIAMI	W	112	100	6-6
12/1	INDIANA	W	119	107	7-6
12/2	NEW JERSEY	L	118	122	7-7
12/4	at Indiana	L	106	122	7-8
12/5	SAN ANTONIO	W	113	105	8-8
12/7	CHICAGO	W	123	114	9-8
12/11 (#)	DENVER	W	112	107	10-8
12/12	PHILADELPHIA	L	96	103	10-9
12/13	DETROIT	L	94	107	10-10
12/16	at Detroit	L	88	89	10-11
12/18	at Miami	W	108	100	11-11
12/19	ORLANDO	L	84	125	11-12
12/22	CHARLOTTE	L	114	130	11-13
12/26	at Minnesota	W	113	105	12-13
12/28	at Washington	L	96	97	12-14
12/29	CLEVELAND	L	96	114	12-15
1/2	MILWAUKEE	L	93	106	12-16
1/5	WASHINGTON	L	100	107	12-17
1/7	at Milwaukee	W	100	94	13-17
1/8	at Detroit	W	101	92	14-17
1/12	GOLDEN STATE	W	126	118	15-17
1/14	DETROIT	W	108	91	16-17
1/16	at Cleveland	L	99	127	16-18
1/19	at Charlotte	W	102	100	17-18
1/20	at Boston	L	106	121	17-19
1/22	NEW JERSEY	W	102	91	18-19
1/23	PHOENIX	L	91	110	18-20
1/25	SACRAMENTO	W	117	106	19-20
1/26	at Orlando	L	106	120	19-21
1/28	at New York	W	110	105	20-21
1/30	PHILADELPHIA	W	149	123	21-21

(#, overtime; #2, double OT; #3, three OT; #4, four OT)

Date	Opponent	W/L	Atl.	Opp.	Record
2/2	SEATTLE	W	118	109	22-21
2/3	at Miami	L	96	116	22-22
2/6	CLEVELAND	L	109	120	22-23
2/9	at Golden State	W	125	114	23-23
2/11	at Sacramento	L	105	116	23-24
2/13	at Utah	W	121	112	24-24
2/14	at LA Lakers	L	96	135	24-25
2/16	at Portland	L	90	105	24-26
2/18	at Phoenix	L	119	131	24-27
2/23	WASHINGTON	W	109	94	25-27
2/24	at Philadelphia	W	132	107	26-27
2/26	BOSTON	L	99	110	26-28
2/27	at Chicago	L	92	112	26-29
3/2	at New York	L	98	107	26-30
3/4	at Indiana	L	111	136	26-31
3/6	UTA	W	139	118	27-31
3/8	LA CLIPPERS	W	121	113	28-31
3/9	at Milwaukee	W	117	103	29-31
3/12	ORLANDO	W	110	92	30-31
3/14	LA LAKERS	W	117	107	31-31
3/16	at Charlotte	W	122	107	32-31
3/17	at New Jersey	L	93	114	32-32
3/19	MINNESOTA	W	121	103	33-32
3/23	DALLAS	W	125	107	34-32
3/25	HOUSTON	W	106	96	35-32
3/27	MIAMI	W	118	106	36-32
3/29 (#)	PORTLAND	W	127	118	37-32
3/31	at Denver	W	103	94	38-32
4/2	at LA Clippers	L	99	111	38-33
4/3	at Seattle	L	105	129	38-34
4/6	NEW YORK	W	109	104	39-34
4/9	CHICAGO	L	87	88	39-35
4/10	at Charlotte	W	118	105	40-35
4/13 (#2)	CLEVELAND	L	109	112	40-36
4/14	at Detroit	L	84	87	40-37
4/17	CHARLOTTE	L	107	110	40-38
4/20	INDIANA	W	111	102	41-38
4/21	at Washington	W	119	98	42-38
4/23	MILWAUKEE	W	122	106	43-38
4/24	at Orlando	L	85	104	43-39

ATLANTA

Most points: 149 vs. Philadelphia (1/30)  
Least points: 82 at Houston (11/11)

OPPONENT

Most points: 136 (Indiana, 3/4)  
Least points: 87 (Detroit, 4/14)

## YEARLY RESULTS: 1993 - 94

57-25 OVERALL (36-5 at home, 21-20 on the road)



## SEASON STATS

	G	Min	FGM	FGA	Pct	FTM	FTA	Pct	Reb	Asst	PF	Stl	Blk	Pts	Avg
Wilkins	49	1687	430	996	.432	275	322	.854	305	114	87	63	88	1196	24.4
Willis	80	2867	627	1257	.499	268	376	.713	963	150	250	79	38	1531	19.1
Manning	26	925	177	372	.476	54	83	.651	169	85	93	46	25	409	15.7
Augmon	82	2605	439	861	.510	333	436	.764	394	187	179	149	45	1212	14.8
Blaylock	81	2915	444	1079	.411	116	159	.730	424	789	144	212	44	1118	13.8
Ehlo	82	2147	316	708	.446	112	154	.727	279	273	161	136	26	821	10.0
Ferrell	72	1155	184	379	.485	144	184	.783	129	65	85	44	16	513	7.1
Lang	82	1608	215	458	.469	73	106	.689	313	51	192	38	87	504	6.1
Keefe	63	763	96	213	.451	81	111	.730	201	34	80	20	9	273	4.3
Koncak	82	1823	159	369	.431	24	36	.667	365	102	236	63	125	342	4.2
Whattley	82	1004	120	236	.508	52	66	.788	99	181	93	59	2	292	3.6
Graham	21	128	21	57	.368	13	17	.765	12	13	11	4	5	58	2.8
Edwards	16	107	17	49	.347	9	16	.563	18	8	9	2	5	43	2.7
Grace	3	8	2	3	.667	0	2	.000	1	1	3	0	0	4	1.3
Bagley	3	13	0	2	.000	2	2	1.000	1	3	2	0	0	2	0.7

3-pt. field goals: Atlanta 260-830 (.323) - Wilkins 61-198 (.308), Manning 1-3 (.333), Willis 9-24 (.375), Augmon 1-7 (.143), Blaylock 114-341 (.334), Ehlo 77-221 (.348), Ferrell 1-9 (.111), Lang 1-4 (.250), Koncak 0-3 (.000), Whattley 0-6 (.000), Graham 3-13 (.231), Edwards 0-1 (.000). Opponents 275-872 (.315).

## RESULTS

Date	Opponent	W/L	Atl.	Opp.	Record
11/5	INDIANA	W	116	110	1-0
11/8	at Chicago	L	80	106	1-1
11/10	at Utah	L	88	91	1-2
11/12	at Portland	L	84	94	1-3
11/13 (#)	at Seattle	L	89	97	1-4
11/16	SACRAMENTO	W	118	95	2-4
11/17	at Philadelphia	W	92	90	3-4
11/19	at Miami	W	95	92	4-4
11/20	CHARLOTTE	W	96	91	5-4
11/23	LA LAKERS	W	103	94	6-4
11/24	at Milwaukee	W	89	85	7-4
11/26	WASHINGTON	W	124	108	8-4
11/27	PHILADELPHIA	W	111	79	9-4
11/30	BOSTON	W	122	114	10-4
12/3	HOUSTON	W	133	111	11-4
12/8	at Detroit	W	105	97	12-4
12/9	SAN ANTONIO	W	105	95	13-4
12/11	at Wash. (Balt.)	W	116	108	14-4
12/14	at Cleveland	W	103	92	15-4
12/16	INDIANA	L	81	99	15-5
12/18	DENVER	W	102	96	16-5
12/22	at Boston	W	108	103	17-5
12/23	at New York	L	75	84	17-6
12/26	at New Jersey	L	87	91	17-7
12/28	DETROIT	W	119	101	18-7
12/29	at Orlando	W	92	90	19-7
1/4	CHARLOTTE	W	133	94	20-7
1/7	PORTLAND	W	100	85	21-7
1/8	CLEVELAND	W	102	89	22-7
1/12	CHICAGO	W	92	81	23-7
1/14	DALLAS	W	113	96	24-7
1/15	at Indiana	L	91	94	24-8
1/17	MILWAUKEE	W	102	98	25-8
1/19	GOLDEN STATE	L	119	120	25-9
1/21 (#)	NEW JERSEY	L	111	113	25-10
1/22	at Minnesota	W	98	81	26-10
1/25	at Milwaukee	W	95	90	27-10
1/26	PHOENIX	W	116	107	28-10
1/28	at Charlotte	W	117	105	29-10
1/29	at San Antonio	L	87	100	29-11
1/31	at Dallas	W	90	85	30-11

(#, overtime; #2, double OT; #3, three OT; #4, four OT)

Date	Opponent	W/L	All.	Opp.	Record
2/2	ORLANDO	W	118	99	31-11
2/4	NEW YORK	W	114	102	32-11
2/5	at Cleveland	L	93	109	32-12
2/7	DETROIT	W	141	97	33-12
2/9	at Orlando	L	87	104	33-13
2/10	MIAMI	W	114	98	34-13
ALL-STAR BREAK					
2/15	at Houston	L	99	103	34-14
2/17	at Golden State	L	115	119	34-15
2/18	at LA Clippers	W	97	91	35-15
2/20	at Denver	L	92	97	35-16
2/23	SEATTLE	W	99	92	36-16
2/25	MILWAUKEE	W	111	100	37-16
2/26	at Philadelphia	W	118	102	38-16
3/1	MINNESOTA	W	102	99	39-16
3/3	at Washington	W	109	98	40-16
3/5	INDIANA	W	90	88	41-16
3/8	at Chicago	L	95	116	41-17
3/9	NEW YORK	L	83	90	41-18
3/11	CHICAGO	W	108	77	42-18
3/12	at Detroit	W	104	92	43-18
3/16	at Charlotte	L	79	92	43-19
3/18	at Indiana	W	81	78	44-19
3/20	at Boston	W	101	80	45-19
3/21	(#) UTAH	W	100	96	46-19
3/23	CHARLOTTE	W	100	92	47-19
3/25	LA CLIPPERS	L	94	97	47-20
3/26	MIAMI	W	100	90	48-20
3/29	NEW JERSEY	W	101	98	49-20
3/31	at Sacramento	W	106	102	50-20
4/1	at Phoenix	L	87	93	50-21
4/3	at LA Lakers	L	89	102	50-22
4/6	BOSTON	W	111	107	51-22
4/7	at New Jersey	L	87	93	51-23
4/9	WASHINGTON	W	117	103	52-23
4/13	CLEVELAND	W	110	95	53-23
4/15	at Milwaukee	W	105	96	54-23
4/16	PHILADELPHIA	W	123	94	55-23
4/18	at Chicago	L	70	87	55-24
4/19	at New York	W	87	84	56-24
4/21	at Miami	L	89	94	56-25
4/23	ORLANDO	W	93	89	57-25



## YEARLY RESULTS: 1994 - 95

42-40 OVERALL (24-17 at home, 18-23 on the road)



## SEASON STATS

	G	Min	FGM	FGA	Pct	FTM	FTA	Pct	Reb	Asst	PF	Stl	Blk	Pts	Avg
Willis	2	89	16	41	.390	10	15	.667	36	3	7	1	3	42	21.0
Blaylock	80	3069	509	1198	.425	156	214	.729	393	616	164	200	26	1373	17.2
Smith	78	2603	417	976	.427	295	349	.845	270	267	216	60	32	1264	16.2
Augmon	76	2362	397	876	.453	252	346	.728	368	197	163	100	47	1053	13.9
Norman	74	1879	388	856	.453	64	140	.457	362	94	154	34	20	938	12.7
Long	79	2579	337	704	.479	238	315	.756	595	127	232	107	34	923	11.7
Ehlo	49	1166	191	422	.453	44	71	.620	147	113	86	46	6	477	9.7
Lang	82	2340	320	677	.473	152	188	.809	456	72	271	45	144	794	9.7
Corbin	81	1389	205	464	.442	78	114	.684	262	67	161	55	16	502	6.2
Wiley	5	17	3	6	.500	0	0	—	4	6	0	1	1	7	1.4
Bazarevich	10	74	11	22	.500	7	9	.778	7	14	10	1	1	30	3.0
Anderson	51	622	57	104	.548	34	71	.479	188	17	103	23	32	148	2.9
Koncak	62	943	77	187	.412	13	24	.542	184	52	137	36	46	179	2.9
Whitley	27	292	24	53	.453	20	32	.625	30	54	37	19	0	70	2.6
Les	24	188	11	38	.289	23	27	.852	26	44	28	4	0	50	2.1
Edwards	38	212	22	48	.458	23	32	.719	48	13	30	5	4	67	1.8
Vinson	5	27	1	7	.143	1	1	1.000	0	1	4	0	0	4	0.8
Hovasse	2	4	0	1	.000	0	0	—	0	0	1	1	0	0	—

3-pt. field goals: Atlanta 539-1580 (.341) - Willis 0-1 (.000), Blaylock 199-555 (.359), Smith 135-404 (.334), Augmon 7-26 (.269), Norman 98-285 (.344), Long 11-31 (.355), Ehlo 51-134 (.381), Lang 2-3 (.667), Corbin 14-56 (.250), Wiley 1-4 (.250), Bazarevich 1-6 (.167), Koncak 12-36 (.333), Whitley 2-8 (.250), Les 5-23 (.217), Edwards 0-1 (.000), Vinson 1-6 (.167), Hovasse 0-1 (.000). Opponents 420-1212 (.347).

## RESULTS

Date	Opponent	W/L	Atl.	Opp.	Record
11/4	INDIANA	L	92	94	0-1
11/5	(#) DETROIT	L	109	114	0-2
11/7	at Utah	L	86	104	0-3
11/9	at Phoenix	L	102	106	0-4
11/10	at LA Clippers	W	108	91	1-4
11/12	at Sacramento	L	97	105	1-5
11/15	BOSTON	W	110	94	2-5
11/18	(#) MILWAUKEE	L	93	97	2-6
11/19	at New York	L	79	92	2-7
11/22	PHILADELPHIA	W	102	99	3-7
11/23	at Minnesota	W	89	77	4-7
11/25	LA LAKERS	L	87	92	4-8
11/29	CHARLOTTE	L	85	90	4-9
12/2	at Chicago	W	92	81	5-9
12/3	ORLANDO	W	107	105	6-9
12/6	(#) at New Jersey	W	94	91	7-9
12/7	at Boston	L	80	93	7-10
12/9	NEW YORK	W	89	85	8-10
12/10	at Orlando	L	88	109	8-11
12/13	(#) MINNESOTA	W	85	83	9-11
12/14	at Indiana	L	79	81	9-12
12/16	CHICAGO	L	80	85	9-13
12/17	at Miami	L	85	96	9-14
12/20	MILWAUKEE	W	115	97	10-14
12/22	UTAH	L	94	103	10-15
12/23	at Detroit	W	97	77	11-15
12/27	at Houston	L	93	105	11-16
12/29	(#) SAN ANTONIO	W	127	121	12-16
12/30	at Cleveland	L	85	87	12-17
1/3	PORTLAND	L	98	103	12-18
1/4	at New York	L	80	89	12-19
1/6	WASHINGTON	W	112	90	13-19
1/7	NEW JERSEY	W	102	85	14-19
1/10	at Washington	W	99	96	15-19
1/13	ORLANDO	L	96	101	15-20
1/16	MIAMI	W	99	95	16-20
1/18	PHILADELPHIA	L	80	92	16-21
1/20	at Indiana	L	89	99	16-22
1/21	BOSTON	W	89	84	17-22
1/25	at Charlotte	W	103	96	18-22
1/26	CLEVELAND	L	68	77	18-23
1/28	CHARLOTTE	L	93	102	18-24

(#, overtime; #2, double OT; #3, three OT; #4, four OT)

Date	Opponent	W/L	Atl.	Opp.	Record
1/30	at Miami	W	95	92	19-24
2/1	GOLDEN STATE	W	111	99	20-24
2/3	SEATTLE	L	98	121	20-25
2/4	at Detroit	L	78	84	20-26
2/6	at Philadelphia	W	107	92	21-26
2/8	NEW JERSEY	W	111	88	22-26
ALL-STAR BREAK					
2/14	at Denver	W	99	88	23-26
2/17	at Dallas	W	110	90	24-26
2/18	at San Antonio	L	97	111	24-27
2/21	CHICAGO	L	88	105	24-28
2/23	DALLAS	W	110	92	25-28
2/24	at Wash. (Balt.)	W	107	92	26-28
2/27	SACRAMENTO	W	118	99	27-28
3/2	at Milwaukee	L	93	102	27-29
3/3	DETROIT	W	94	78	28-29
3/5	(#) at Orlando	L	111	113	28-30
3/8	DENVER	W	99	88	29-30
3/10	NEW YORK	W	108	81	30-30
3/12	at Boston	W	104	98	31-30
3/13	HOUSTON	L	86	97	31-31
3/15	at Chicago	L	86	99	31-32
3/18	PHOENIX	W	122	117	32-32
3/20	LA CLIPPERS	W	106	102	33-32
3/22	MIAMI	L	84	98	33-33
3/24	at Cleveland	L	74	75	33-34
3/25	CHICAGO	L	98	99	33-35
3/28	at Portland	W	102	91	34-35
3/30	at Golden State	W	108	80	35-35
3/31	at LA Lakers	L	107	121	35-36
4/2	at Seattle	L	83	105	35-37
4/5	CLEVELAND	W	96	87	36-37
4/7	INDIANA	W	102	90	37-37
4/9	at Milwaukee	L	99	102	37-38
4/11	(#) at Philadelphia	W	110	106	38-38
4/12	WASHINGTON	W	90	82	39-38
4/14	at Cleveland	L	70	83	39-39
4/16	at Charlotte	W	94	93	40-39
4/19	at New Jersey	W	104	99	41-39
4/21	DETROIT	W	128	111	42-39
4/23	at Indiana	L	87	103	42-40

ATLANTA  
Most points: 128 vs. Detroit (4/21)  
Least points: 68 vs. Cleveland (1/26)

OPPONENT  
Most points: 121 (three times)  
Least points: 75 (Cleveland, 3/24)

## YEARLY RESULTS: 1995 - 96

46-36 OVERALL (26-15 at home, 20-21 on the road)



## SEASON STATS

	G	Min	FGM	FGA	Pct	FTM	FTA	Pct	Reb	Asst	PF	Stl	Blk	Pts	Avg
Smith	80	2856	494	1143	.432	318	385	.826	326	224	207	68	17	1446	18.1
Blaylock	81	2893	455	1123	.405	127	170	.747	332	478	151	212	17	1268	15.7
Laettner	30	977	159	325	.489	107	130	.823	236	68	119	31	28	425	14.2
Long	82	3008	395	838	.471	257	337	.763	788	183	233	108	34	1078	13.1
Lang	51	1815	281	619	.454	95	118	.805	334	62	178	35	85	657	12.9
Augmon	77	2294	362	738	.491	251	317	.792	304	137	188	106	31	976	12.7
Norman	34	770	127	273	.465	17	48	.354	132	63	68	15	16	304	8.9
Ehlo	79	1758	253	591	.428	81	103	.786	256	138	138	85	9	669	8.5
Henderson	79	1416	192	434	.442	119	200	.595	356	51	217	44	43	503	6.4
Webb	51	817	104	222	.468	74	87	.851	60	140	68	27	2	300	5.9
Rooks	16	215	32	58	.552	29	43	.674	51	9	35	4	14	93	5.8
Jordan	24	247	36	71	.507	22	38	.579	52	29	30	12	7	94	3.9
Bullard	46	460	66	162	.407	16	20	.800	60	18	50	17	11	174	3.8
Boyce	8	41	9	23	.391	2	4	.500	10	3	2	3	1	24	3.0
Nathan	5	15	5	9	.556	3	4	.750	0	2	2	3	0	13	2.6
Mundt	24	118	13	32	.406	5	8	.625	25	2	23	1	4	31	1.3
Grandison	4	19	2	4	.500	0	0	—	6	1	0	0	0	4	1.0
Kempton	3	11	0	0	—	0	0	—	2	1	5	0	0	0	—

3-pt. field goals: Atlanta 566-1595 (.355) - Smith 140-423 (.331), Blaylock 231-623 (.371), Laettner 0-8 (.000), Long 31-86 (.360), Lang 0-3 (.000), Augmon 1-4 (.250), Norman 33-84 (.393), Ehlo 82-221 (.371), Henderson 0-3 (.000), Webb 18-57 (.316), Rooks 0-1 (.000), Bullard 26-72 (.361), Boyce 4-8 (.500), Nathan 0-1 (.000), Grandison 0-1 (.000). Opponents 479-1329 (.360).

## RESULTS

Date	Opponent	W/L	Atl.	Opp.	Record
11/3	INDIANA	L	106	111	0-1
11/4	ORLANDO	W	124	91	1-1
11/6	at Utah	L	96	105	1-2
11/8	at LA Clippers	W	100	92	2-2
11/9	at Golden State	W	125	121	3-2
11/11	at Dallas	W	113	100	4-2
11/14	CHARLOTTE	W	111	104	5-2
11/17	MIAMI	L	88	91	5-3
11/19	at Sacramento	W	108	94	6-3
11/21	at Denver	L	99	107	6-4
11/22	at Phoenix	L	112	117	6-5
11/25	TORONTO	W	114	102	7-5
11/28	(#) at New York	W	102	97	8-5
11/29	PHILADELPHIA	W	106	81	9-5
12/1	DALLAS	L	98	106	9-6
12/2	at Detroit	L	96	104	9-7
12/6	at Washington	L	79	96	9-8
12/7	SAN ANTONIO	L	102	104	9-9
12/9	NEW YORK	L	92	101	9-10
12/10	at Boston	W	108	103	10-10
12/12	MINNESOTA	L	78	85	10-11
12/14	CHICAGO	L	108	127	10-12
12/16	DENVER	W	95	86	11-12
12/22	NEW JERSEY	W	94	91	12-12
12/23	at Milwaukee	L	111	115	12-13
12/26	LA CLIPPERS	W	94	88	13-13
12/29	GOLDEN STATE	L	96	117	13-14
12/30	at Chicago	L	93	95	13-15
1/2	SEATTLE	L	88	111	13-16
1/4	(#) TORONTO	W	104	101	14-16
1/6	at Charlotte	L	90	96	14-17
1/7	at New Jersey (PPD - Snow - rescheduled 4/5)	W	104	88	15-17
1/9	SACRAMENTO	W	104	88	16-17
1/11	at Toronto	W	87	79	16-17
1/13	BOSTON	W	108	105	17-17
1/15	DETROIT	W	96	88	18-17
1/17	INDIANA	W	102	93	19-17
1/19	at Philadelphia	W	82	77	20-17

## YEARLY RESULTS: 1996 - 97

56-26 OVERALL (36-5 at home, 20-21 on the road)



## SEASON STATS

	G	Min	FGM	FGA	Pct	FTM	FTA	Pct	Reb	Asst	PF	Stl	Blk	Pts	Avg
Smith	72	2818	491	1145	.429	333	393	.847	238	305	173	62	23	1445	20.1
Laettner	82	3140	548	1128	.486	359	440	.816	720	223	277	102	64	1486	18.1
Blaylock	78	3056	501	1159	.432	131	174	.753	413	463	141	212	20	1354	17.4
Mutombo	80	2973	380	721	.527	306	434	.705	929	110	249	49	264	867	13.3
Corbin	70	2305	253	600	.422	86	108	.796	294	124	176	90	7	666	9.5
James	53	945	125	306	.408	30	36	.833	81	21	98	11	1	356	6.7
Henderson	30	501	77	162	.475	45	75	.600	116	23	73	21	6	199	6.6
Burton	24	380	39	116	.336	57	68	.838	41	11	55	8	3	148	6.2
Recasner	71	1207	148	350	.423	51	58	.879	115	94	97	38	4	405	5.7
Barry	58	965	100	246	.407	37	46	.804	99	115	56	55	3	285	4.9
Norman	17	220	27	94	.287	4	12	.333	39	12	17	7	3	64	3.8
Lauderdale	35	180	49	89	.551	13	23	.565	43	12	39	1	9	111	3.2
Boyce	22	154	21	63	.333	11	22	.500	15	13	17	10	4	55	2.5
Hancock (TOT)	24	133	16	35	.457	10	14	.714	18	12	15	9	1	42	1.8
Hancock (ATL)	14	86	13	27	.481	8	12	.667	13	7	6	7	1	34	2.4
Newbill	72	850	40	91	.440	20	52	.385	204	24	115	28	15	100	1.4
Alston	2	11	0	5	.000	0	2	.000	4	0	0	0	0	0	0.0
Miller	1	14	0	5	.000	0	0	—	7	0	2	0	0	0	0.0

3-pt. field goals: Atlanta 659-1834 (.359) - Smith 130-388 (.335), Laettner 31-88 (.352), Blaylock 221-604 (.366), Corbin 74-208 (.356), James 76-181 (.420), Burton 13-46 (.283), Recasner 58-140 (.414), Barry 48-124 (.387), Norman 6-38 (.158), Lauderdale 0-1 (.000), Boyce 2-16 (.125). Opponents 485-1399 (.347).

## RESULTS

Date	Opponent	W/L	Atl.	Opp.	Record
11/1	at Miami	L	81	94	0-1
11/2	DETROIT	L	78	90	0-2
11/4	at Portland	W	94	76	1-2
11/5	at Seattle	W	117	95	2-2
11/7	at Sacramento	W	91	87	3-2
11/10	at LA Lakers	L	85	92	3-3
11/12	CLEVELAND	W	87	83	4-3
11/13	at Boston	L	85	103	4-4
11/15	MIAMI	W	85	77	5-4
11/16	at Chicago	L	69	97	5-5
11/19	at Cleveland	L	63	73	5-6
11/21	at Milwaukee	W	73	65	6-6
11/23	at Toronto	W	91	88	7-6
11/26	VANCOUVER	W	101	80	8-6
11/27	at Orlando	L	75	79	8-7
11/29	WASHINGTON	W	110	81	9-7
12/3	BOSTON	W	105	95	10-7
12/4	at Detroit	L	90	100	10-8
12/7	TORONTO	W	101	75	11-8
12/10	DENVER	W	89	88	12-8
12/14	PHILADELPHIA	W	106	81	13-8
12/17	@Dallas	W	109	73	14-8
12/20	NEW JERSEY	W	109	95	15-8
12/21	at Charlotte	L	93	98	15-9
12/23	at New York	L	76	82	15-10
12/26	CHICAGO	W	108	103	16-10
12/28	at Wash. (Balt.)	L	86	97	16-11
1/3	BOSTON	W	105	95	17-11
1/4	NEW YORK	W	88	71	18-11
1/7	(#) PHOENIX	W	105	103	19-11
1/9	(#) at Orlando	W	97	92	20-11
1/11	(#) SAN ANTONIO	W	87	82	21-11
1/13	at Cleveland	W	93	79	22-11
1/14	MINNESOTA	W	95	93	23-11
1/16	ORLANDO	W	78	67	24-11
1/18	MILWAUKEE	W	94	71	25-11
1/20	CHARLOTTE	W	106	97	26-11
1/21	at Miami	L	91	94	26-12
1/24	(#) WASHINGTON	W	117	105	27-12
1/25	BOSTON	W	95	90	28-12
1/28	at LA Clippers	L	112	96	29-12
1/30	at Utah	L	96	102	29-13
1/31	at Vancouver	W	87	76	30-13

ATLANTA  
Most points: 136 vs. Philadelphia (4/19)  
Least points: 63 at Cleveland (11/19)

(#, overtime; #2, double OT; #3, three OT; #4, four OT)

Date	Opponent	W/L	Atl.	Opp.	Record
2/2	at Denver	L	104	115	30-14
2/4	at Golden State	W	107	85	31-14
2/5	at Phoenix	L	81	99	31-15
ALL-STAR BREAK					
2/12	TORONTO	W	106	84	32-15
2/14	CHICAGO	L	88	89	32-16
2/15	at San Antonio	W	109	89	33-16
2/17	at Houston	L	98	127	33-17
2/19	INDIANA	W	100	87	34-17
2/21	HOUSTON	W	76	74	35-17
2/22	CHARLOTTE	L	92	93	35-18
2/24	GOLDEN STATE	W	106	100	36-18
2/26	at Milwaukee	W	79	72	37-18
2/28	LA LAKERS	W	86	75	38-18
3/2	at Detroit	L	75	82	38-19
3/4	CLEVELAND	W	93	88	39-19
3/6	at Philadelphia	W	117	104	40-19
3/7	MILWAUKEE	W	90	80	41-19
3/9	at Boston	W	114	90	42-19
3/11	UTAH	W	106	99	43-19
3/12	at Indiana	L	82	92	43-20
3/14	SEATTLE	L	91	97	43-21
3/15	at Chicago	L	79	99	43-22
3/17	(#) ORLANDO	W	112	107	44-22
3/19	INDIANA	W	107	95	45-22
3/21	DALLAS	W	93	72	46-22
3/23	at Toronto	W	90	79	47-22
3/25	PORTLAND	W	96	89	48-22
3/27	LA CLIPPERS	W	103	88	49-22
3/29	SACRAMENTO	W	88	74	50-22
4/2	at Charlotte	L	84	95	50-23
4/4	DETROIT	W	103	89	51-23
4/5	NEW YORK	L	97	102	51-24
4/9	at Philadelphia	W	116	101	52-24
4/11	at Indiana	W	104	92	53-24
4/12	at Minnesota	W	80	66	54-24
4/15	NEW JERSEY	W	109	101	55-24
4/16	at New York	L	92	96	55-25
4/19	PHILADELPHIA	W	136	104	56-25
4/20	at New Jersey	L	92	108	56-26

OPPONENT  
Most points: 127 (Houston, 2/17)  
Least points: 65 (Milwaukee, 11/21)

## YEARLY RESULTS: 1997 - 98

50-32 OVERALL (29-12 at home, 21-20 on the road)



## SEASON STATS

	G	Min	FGM	FGA	Pct	FTM	FTA	Pct	Reb	Asst	PF	Stl	Blk	Pts	Avg
Smith	73	2857	489	1101	.444	389	455	.855	309	292	219	75	29	1464	20.1
Henderson	69	2000	365	753	.485	253	388	.652	442	73	175	42	36	986	14.3
Laettner	74	2282	354	730	.485	306	354	.864	487	190	246	71	73	1020	13.8
Mutombo	82	2917	399	743	.537	303	452	.670	932	82	254	34	277	1101	13.4
Blaylock	70	2700	368	938	.392	95	134	.709	341	469	122	183	21	921	13.2
Corbin	79	2699	328	747	.439	101	128	.789	362	173	197	105	7	806	10.2
Recasner	59	1454	206	452	.456	74	79	.937	142	117	94	41	1	548	9.3
Gray	30	472	77	202	.381	55	65	.846	45	34	73	15	11	227	7.6
Daniels (TOT)	6	82	12	29	.414	8	10	.800	7	4	4	3	2	34	5.7
Brown	77	1202	161	372	.433	63	87	.724	183	55	100	23	13	387	5.0
Crawford	40	256	46	110	.418	57	68	.838	41	9	27	12	7	150	3.8
Oliver	5	61	7	19	.368	1	4	.250	9	2	4	1	0	15	3.0
Miller	37	228	29	52	.558	21	39	.538	70	3	41	15	3	79	2.1
Barry	27	256	18	38	.474	11	13	.846	35	49	28	10	1	56	2.1
Anderson	50	398	36	81	.444	16	41	.390	118	15	85	19	10	88	1.8
Livingston	12	82	3	12	.250	4	5	.800	6	5	6	7	2	10	0.8
Whiteside	3	16	1	2	.500	0	2	.000	1	1	0	0	0	2	0.7

3-pt. field goals: Atlanta 337-1016 (.332) - Smith 97-276 (.351), Henderson 3-6 (.500), Laettner 6-27 (.222), Blaylock 90-334 (.269), Corbin 49-141 (.348), Recasner 62-148 (.419), Gray 18-46 (.391), Daniels 2-9 (.222), Brown 2-8 (.250), Crawford 1-3 (.333), Barry 9-21 (.429), Anderson 0-5 (.000), Whiteside 0-1 (.000). Opponents 348-1017 (.342).

## RESULTS

(#, overtime; #2, double OT; #3, three OT; #4, four OT)

Date	Opponent	W/L	Atl.	Opp.	Record
10/31	at Orlando	W	105	99	1-0
11/1	(T) TORONTO	W	90	85	2-0
11/4	(D) DETROIT	W	82	71	3-0
11/5	at Philadelphia	W	93	88	4-0
11/7	(D) CHICAGO	W	80	78	5-0
11/8	(#) at Cleveland	W	99	97	6-0
11/11	(D) SEATTLE	W	89	87	7-0
11/12	at Indiana	W	89	86	8-0
11/14	(D) SACRAMENTO	W	104	103	9-0
11/16	(T) LA CLIPPERS	W	89	83	10-0
11/18	(D) WASHINGTON	W	98	89	11-0
11/20	(D) NEW YORK	L	79	100	11-1
11/22	at Detroit	L	85	87	11-2
11/26	(#2) at Toronto	W	109	104	12-2
11/29	(D) CHARLOTTE	W	98	80	13-2
11/30	(D) SAN ANTONIO	W	108	96	14-2
12/2	at Dallas	W	112	79	15-2
12/4	at Houston	L	87	94	15-3
12/9	(T) MIAMI	L	81	97	15-4
12/11	at Phoenix	L	78	94	15-5
12/12	at LA Clippers	W	83	74	16-5
12/14	at Sacramento	W	93	89	17-5
12/15	at Portland	W	99	90	18-5
12/17	(D) CLEVELAND	W	94	83	19-5
12/19	(D) LA LAKERS	L	96	98	19-6
12/20	at Miami	L	92	99	19-7
12/22	(D) UTAH	L	99	101	19-8
12/26	(#) at Milwaukee	L	94	99	19-9
12/27	at Chicago	L	90	97	19-10
1/2	at LA Lakers	L	106	116	19-11
1/3	at Utah	L	82	97	19-12
1/7	at Golden State	W	106	86	20-12
1/9	(T) WASHINGTON	W	82	77	21-12
1/11	(#) at Washington	W	107	102	22-12
1/13	at New York	W	91	89	23-12
1/14	(T) DALLAS	W	108	82	24-12
1/16	(T) GOLDEN STATE	W	102	89	25-12
1/17	at New Jersey	L	81	97	25-13
1/20	(D) MILWAUKEE	W	103	93	26-13
1/21	at San Antonio	L	76	90	26-14
1/23	(D) BOSTON	L	85	89	26-15

## YEARLY RESULTS: 1998 - 99



31-19 OVERALL (16-9 at home, 15-10 on the road)

## SEASON STATS

	G	Min	FGM	FGA	Pct	FTM	FTA	Pct	Reb	Asst	PF	Stl	Blk	Pts	Avg
Smith	36	1314	217	540	.402	191	225	.849	151	118	100	36	11	672	18.7
Blaylock	48	1763	247	651	.379	69	91	.758	224	278	61	99	9	640	13.3
Henderson	38	1142	187	423	.442	100	149	.671	250	28	96	33	19	474	12.5
Mutombo	50	1829	173	338	.512	195	285	.684	610	57	145	16	147	541	10.8
Ellis	20	539	80	190	.421	43	61	.705	109	18	48	8	7	204	10.2
Long	50	1380	151	359	.421	184	235	.783	296	53	143	57	16	489	9.8
Corbin	47	1066	131	335	.391	52	80	.650	145	43	74	31	7	352	7.5
Crawford	42	784	110	255	.431	57	70	.814	90	24	106	10	13	288	6.9
Johnson	49	885	91	225	.404	57	82	.695	75	107	67	35	7	244	5.0
Gray	30	337	53	182	.291	28	37	.757	28	12	30	12	1	146	4.9
McLeod	34	348	62	163	.380	37	45	.822	50	14	24	2	1	162	4.8
Sheppard	18	185	15	39	.385	8	13	.615	22	16	12	3	0	40	2.2
Williams	2	4	0	1	.000	3	4	.750	0	1	0	0	0	3	1.5
West	49	499	22	59	.373	16	45	.356	125	13	81	4	22	60	1.2

3-pt. field goals: Atlanta 197-644 (.306) - Smith 47-139 (.338), Blaylock 77-251 (.307), Henderson 0-1 (.000), Ellis 1-5 (.200), Long 3-18 (.167), Corbin 38-119 (.319), Crawford 11-33 (.333), Johnson 5-19 (.263), Gray 12-42 (.286), McLeod 1-10 (.100), Sheppard 2-7 (.286). Opponents 190-634 (.300).

## RESULTS

(#, overtime; #2, double OT; #3, three OT; #4, four OT)

Date	Opponent	W/L	Atl.	Opp.	Record
2/5	(D) CLEVELAND	W	100	83	1-0
2/6	(D) NEW JERSEY	W	111	106	2-0
2/7	at New Jersey	L	69	79	2-1
2/9	at Chicago	W	87	71	3-1
2/11	(T) CHARLOTTE	W	100	88	4-1
2/14	at Philadelphia	L	70	78	4-2
2/16	at Chicago	W	83	67	5-2
2/19	(T)(#) ORLANDO	L	94	99	5-3
2/20	at Philadelphia	W	76	69	6-3
2/22	(T) CHICAGO	L	68	77	6-4
2/23	at Dallas	L	85	89	6-5
2/25	at Houston	W	93	87	7-5
2/27	at LA Clippers	W	103	74	8-5
3/1	at Orlando	L	67	70	8-6
3/2	(T) WASHINGTON	L	77	97	8-7
3/4	(T) TORONTO	L	77	86	8-8
3/8	at Orlando	W	114	110	9-8
3/10	at Miami	L	77	88	9-9
3/11	(T) BOSTON	W	99	85	10-9
3/13	(T) TORONTO	W	86	75	11-9
3/14	at Detroit	W	85	72	12-9
3/16	at Indiana	W	85	79	13-9
3/17	(D) MIAMI	L	85	86	13-10
3/19	(D) PHOENIX	W	93	85	14-10
3/20	(D) MILWAUKEE	L	77	83	14-11
3/22	at New York	W	80	71	15-11
3/24	(D) INDIANA	W	103	102	16-11
3/26	(D) CHICAGO	W	93	81	17-11
3/27	(D)(#) PHILADELPHIA	W	103	99	18-11
3/29	at Indiana	W	83	82	19-11
3/30	(D) DETROIT	L	77	93	19-12

ATLANTA  
Most points: 114 at Orlando (3/8)  
Least points: 67 (two times)

OPPONENT  
Most points: 110 (Orlando, 3/8)  
Least points: 65 (Cleveland, 5/2)

## YEARLY RESULTS: 1999 - 2000



28-54 OVERALL (21-20 at home, 7-34 on the road)

## SEASON STATS

	G	Min	FGM	FGA	Pct	FTM	FTA	Pct	Reb	Asst	PF	Stl	Blk	Pts	Avg
Rider	60	2084	449	1072	.419	204	260	.785	258	219	132	41	6	1158	19.3
Jackson	79	2767	507	1235	.411	186	212	.877	394	230	167	57	10	1317	16.7
Henderson	82	2775	429	930	.461	224	334	.671	571	77	233	81	54	1083	13.2
Mutombo	82	2984	322	573	.562	298	421	.708	1157	105	248	27	269	942	11.5
Ellis	58	1309	209	464	.450	66	95	.695	290	59	133	32	25	487	8.4
Terry	81	1888	249	600	.415	113	140	.807	166	346	133	90	10	657	8.1
Coles	80	1924	276	607	.455	85	104	.817	172	290	178	58	11	645	8.1
McLeod	44	860	131	332	.395	54	70	.771	138	52	84	16	5	318	7.2
Glover	30	446	66	171	.386	51	70	.729	38	27	28	15	4	195	6.5
Wright	75	1205	180	361	.499	87	135	.644	305	21	203	29	40	448	6.0
Crawford	55	668	91	229	.397	63	81	.778	99	33	83	17	16	252	4.6
Bowdler	46	423	49	115	.426	24	38	.632	85	14	46	14	9	122	2.7
Barry (TOT)	16	159	15	33	.455	4	5	.800	12	33	23	2	0	41	2.6
Barry (ATL)	8	74	6	15	.400	3	3	1.000	4	16	9	0	0	19	2.4
Johnson	38	423	36	103	.350	19	24	.792	39	59	41	23	2	92	2.4

3-pt. field goals: Atlanta 258-814 (.317) - Rider 56-180 (.311), Jackson 117-303 (.386), Henderson 1-10 (.100), Ellis 3-21 (.143), Terry 46-157 (.293), Coles 8-39 (.205), McLeod 2-13 (.154), Glover 12-45 (.267), Wright 1-3 (.333), Crawford 7-27 (.259), Bowdler 0-1 (.000), Barry 7-18 (.389), Johnson 1-6 (.167). Opponents 373-1015 (.367).

## RESULTS

(#, overtime; #2, double OT; #3, three OT; #4, four OT)

Date	Opponent	W/L	Atl.	Opp.	Record
11/2	at Washington	L	87	94	0-1
11/4	MILWAUKEE	L	109	119	0-2
11/6	CHICAGO	W	113	97	1-2
11/8	at Denver	L	100	115	1-3
11/10	(#) at Vancouver	L	97	102	1-4
11/13	at Portland	L	95	131	1-5
11/14	at LA Lakers	L	88	95	1-6
11/16	CHARLOTTE	W	103	98	2-6
11/19	at Indiana	W	105	99	3-6
11/20	ORLANDO	L	103	107	3-7
11/23	MIAMI	W	113	106	4-7
11/24	at Miami	L	91	93	4-8
11/26	at Detroit	L	91	93	4-9
11/27	BOSTON	W	94	84	5-9
11/30	at Toronto	W	107	89	6-9
12/2	SACRAMENTO	W	110	100	7-9
12/4	DETROIT	W	112	110	8-9
12/8	LA CLIPPERS	W	99	81	9-9
12/10	GOLDEN STATE	L	99	107	9-10
12/11	at Cleveland	L	116	127	9-11
12/14	MINNESOTA	W	105	94	10-11
12/16	LA LAKERS	L	88	95	10-12
12/18	UTAH	L	96	106	10-13
12/19	at New Jersey	L	88	96	10-14
12/22	at Boston	L	81	98	10-15
12/23	CLEVELAND	W	108	90	11-15
12/27	at Charlotte	L	104	108	11-16
12/29	INDIANA	L	89	116	11-17
12/30	(#) at Detroit	L	105	106	11-18
1/4	at Milwaukee	L	113	116	11-19
1/5	DETROIT	L	108	120	11-20
1/7	TORONTO	W	105	97	12-20
1/8	at Dallas	L	85	95	12-21
1/14	at Chicago	W	89	83	13-21
1/15	PHILADELPHIA	L	98	101	13-22
1/17	MILWAUKEE	L	101	107	13-23
1/19	at Philadelphia	L	89	107	13-24
1/21	at Miami	L	79	101	13-25
1/22	WASHINGTON	W	111	93	14-25
1/25	CHICAGO	W	96	89	15-25
1/28	(#) NEW YORK	W	98	96	16-25
1/29	at Orlando	L	87	103	16-26

Date	Opponent	W/L	Atl.	Opp.	Record
2/2	at New Jersey	W	97	89	17-26
2/4	PORTLAND	L	90	97	17-27
2/5	at Cleveland	W	102	94	18-27
2/8	at Toronto	L	88	109	18-28
2/9	HOUSTON	W	116	100	19-28
ALL-STAR BREAK					
2/15	NEW JERSEY	W	103	86	20-28
2/18	at Phoenix	L	73	85	20-29
2/21	at Utah	L	94	96	20-30
2/23	at Sacramento	W	100	94	21-30
2/25	at Seattle	W	95	87	22-30
2/26	at LA Clippers	L	77	78	22-31
2/28	at Golden State	L	75	80	22-32
3/1	WASHINGTON	L	83	102	22-33
3/3	NEW YORK	W	83	70	23-33
3/4	SEATTLE	L	81	93	23-34
3/6	at Milwaukee	L	78	111	23-35
3/7	at Chicago	L	82	89	23-36
3/9	SAN ANTONIO	L	79	105	23-37
3/11	VANCOUVER	W	91	86	24-37
3/14	at San Antonio	L	79	94	24-38
3/15	INDIANA	L	107	113	24-39
3/17	BOSTON	L	90	114	24-40
3/19	DALLAS	L	85	89	24-41
3/21	MIAMI	W	82	77	25-41
3/22	at Orlando	L	90	103	25-42
3/24	at New York	L	83	95	25-43
3/25	CHARLOTTE	L	70	86	25-44
3/28	DENVER	W	116	111	26-44
3/30	PHOENIX	L	74	118	26-45
4/1	at Houston	L	93	115	26-46
4/4	(#) at Minnesota	L	76	86	26-47
4/5	at Philadelphia	L	86	107	26-48
4/7	TORONTO	L	84	104	26-49
4/8	at Washington	L	98	108	26-50
4/10	at Boston	L	94	99	26-51
4/12	at Charlotte	L	87	119	26-52
4/14	PHILADELPHIA	L	92	104	26-53
4/16	CLEVELAND	W	104	101	27-53
4/18	(#2) NEW JERSEY	W	111	109	28-53
4/19	at Indiana	L	92	111	28-54

ATLANTA  
Most points: 116 (three times)  
Least points: 70 vs. Charlotte (3/25)

OPPONENT  
Most points: 127 (Cleveland, 12/11)  
Least points: 70 (New York, 3/3)



## YEARLY RESULTS: 2000 - 01

25-57 OVERALL (18-23 at home, 7-34 on the road)



## SEASON STATS

	G	Min	FGM	FGA	Pct	FTM	FTA	Pct	Reb	Asst	PF	Stl	Blk	Pts	Avg
Terry	82	3089	596	1367	.436	303	358	.846	269	403	204	104	12	1619	19.7
Jackson	17	550	77	217	.355	73	85	.859	79	50	42	19	4	243	14.3
Ratliff (TOT)	50	1800	228	457	.499	165	217	.760	413	58	165	30	187	621	12.4
Wright	71	1988	363	811	.448	155	216	.718	535	87	232	42	63	881	12.4
Kukoc (TOT)	65	1597	275	582	.473	101	160	.631	259	199	98	48	11	721	11.1
Kukoc (ATL)	17	618	124	252	.492	49	72	.681	97	106	36	13	5	335	19.7
Henderson	73	1810	298	671	.444	173	271	.638	180	50	164	51	29	769	10.5
McLeod	34	907	144	330	.436	45	51	.882	118	58	88	23	8	335	9.9
Mutombo	49	1716	169	354	.477	107	154	.695	693	54	139	20	137	445	9.1
Mohammed (TOT)	58	912	176	369	.477	89	126	.706	307	19	113	29	35	441	7.6
Moham (ATL)	28	716	135	281	.480	75	98	.765	252	17	73	23	28	345	12.3
Crawford	47	901	122	270	.452	68	83	.819	110	37	117	21	16	318	6.8
Maloney	55	1403	146	348	.420	26	34	.765	117	154	94	56	5	369	6.7
Knight (TOT)	53	1457	139	371	.375	54	66	.818	168	311	155	101	4	333	6.3
Knight (ATL)	47	1364	137	356	.385	49	60	.817	161	286	138	95	3	324	6.9
Glover	57	929	141	336	.420	47	69	.881	131	69	92	49	10	338	5.9
Robinson (TOT)	34	632	67	184	.364	21	24	.875	87	36	46	28	2	199	5.9
Robinson (ATL)	33	631	67	184	.364	21	24	.875	87	36	46	28	2	199	6.0
D. Johnson	78	1313	146	390	.374	64	87	.736	178	64	134	43	30	397	5.1
Mottola	73	989	123	277	.444	73	90	.811	174	25	163	11	9	319	4.4
Bowdler	44	375	53	114	.465	33	40	.825	77	4	45	10	21	140	3.2
Smith	6	78	8	23	.348	1	2	.500	3	10	12	7	0	17	2.8
A. Johnson	25	279	26	71	.366	12	17	.706	23	34	41	17	5	64	2.6
Miller	2	6	1	2	.500	0	0	—	2	0	0	0	0	0	0.0
Bowman	3	19	0	2	.000	0	0	—	2	7	0	0	0	0	0.0
Colson	3	14	0	5	.000	0	0	—	3	3	0	0	0	0	0.0
Panko	1	1	0	0	.000	0	0	—	0	0	0	0	0	0	0.0
Sanchez	5	34	0	7	.000	0	0	—	1	5	3	2	0	0	0.0

3-pt. field goals: Atlanta 333-933 (.357) - Terry 124-314 (.395), Jackson 16-38 (.421), Wright 0-2 (.000), Kukoc 38-79 (.481), Henderson 0-1 (.000), McLeod 2-21 (.095), Mohammed 0-1 (.000), Crawford 6-22 (.273), Maloney 51-142 (.359), Knight 1-10 (.100), Glover 9-46 (.196), Robinson 44-116 (.379), D. Johnson 41-127 (.323), Mottola 0-3 (.000), Bowdler 1-5 (.200), Smith 0-2 (.000), A. Johnson 0-3 (.000), Colson 0-1 (.000), Opponents 396-1080 (.367).

## RESULTS

Date	Opponent	W/L	Atl.	Opp.	Record
10/31	CHARLOTTE	L	82	106	0-1
11/2	at New York	L	69	94	0-2
11/4	ORLANDO	L	104	107	0-3
11/6	at Vancouver	L	87	97	0-4
11/7	at Portland	L	88	97	0-5
11/9	at Phoenix	L	79	88	0-6
11/10	at LA Clippers	L	106	115	0-7
11/14	PORTLAND	W	99	97	1-7
11/15	at Milwaukee	L	74	84	1-8
11/17	at Boston	L	99	106	1-9
11/18	MINNESOTA	L	84	94	1-10
11/22	NEW YORK	W	78	74	2-10
11/24	PHILADELPHIA	L	67	76	2-11
11/25	at Orlando	L	92	114	2-12
11/28	at Washington	W	102	75	3-12
11/30	CHICAGO	L	82	91	3-13
12/2	MILWAUKEE	W	101	94	4-13
12/5	MIAMI	L	92	100	4-14
12/8	at Miami	L	76	80	4-15
12/9	at Cleveland	L	90	97	4-16
12/12	SACRAMENTO	W	107	99	5-16
12/13	at Detroit	L	69	92	5-17
12/15	at Chicago	W	85	74	6-17
12/16	NEW JERSEY	L	83	89	6-18
12/19	NEW YORK	W	87	77	7-18
12/22	at Toronto	W	78	72	8-18
12/23	INDIANA	W	91	87	9-18
12/26	at New Jersey	W	81	76	10-18
12/28	at Minnesota	L	81	88	10-19
12/29	CLEVELAND	L	85	97	10-20
1/2	BOSTON	W	92	81	11-20
1/3	at Philadelphia	L	80	98	11-21
1/6	ORLANDO	W	83	82	12-21
1/9	SEATTLE	L	86	95	12-22
1/11	GOLDEN STATE	W	107	96	13-22
1/13	LA CLIPPERS	W	108	88	14-22
1/15	NEW JERSEY	L	78	84	14-23
1/18	at Indiana	L	76	84	14-24
1/21	at Washington	L	90	94	14-25
1/23	at Boston	L	82	83	14-26
1/26	WASHINGTON	L	99	106	14-27

(#, overtime; #2, double OT; #3, three OT; #4, four OT)

Date	Opponent	W/L	Atl.	Opp.	Record
1/27	at Cleveland	W	101	90	15-27
1/29	PHOENIX	L	82	95	15-28
1/31	TORONTO	W	102	97	16-28
2/2	MIAMI	L	80	91	16-29
2/3	at Orlando	L	84	96	16-30
2/5	DALLAS	L	81	91	16-31
2/6	at New Jersey	L	84	90	16-32
2/8	at Charlotte	L	84	101	16-33
ALL-STAR BREAK					
2/13	at Chicago	L	92	96	16-34
2/14	MILWAUKEE	L	98	102	16-35
2/17	at Seattle	W	101	94	17-35
2/18	at Golden State	W	98	91	18-35
2/20	at Sacramento	L	80	94	18-36
2/23	at LA Lakers	L	106	113	18-37
2/24	at Denver	L	82	95	18-38
2/26	at Utah	L	82	99	18-39
2/28	TORONTO	L	88	95	18-40
3/2	CHARLOTTE	L	99	105	18-41
3/3	at San Antonio	L	95	124	18-42
3/5	UTAH	L	102	109	18-43
3/7	HOUSTON	L	98	104	18-44
3/9	at Philadelphia	L	103	108	18-45
3/10	CHICAGO	W	93	90	19-45
3/13	VANCOUVER	W	109	99	20-45
3/16	at Indiana	L	97	103	20-46
3/17	DETROIT	L	90	106	20-47
3/19	LA LAKERS	W	108	106	21-47
3/22	SAN ANTONIO	L	101	115	21-48
3/23	at Toronto	L	86	112	21-49
3/25	at Milwaukee	L	98	105	21-50
3/27	(#) BOSTON	L	112	115	21-51
3/29	INDIANA	W	104	93	22-51
3/31	DENVER	W	99	88	23-51
4/5	at Dallas	L	94	108	23-52
4/7	at Houston	L	97	110	23-53
4/9	at Detroit	L	69	81	23-54
4/11	CLEVELAND	W	107	102	24-54
4/13	at New York	L	65	101	24-55
4/14	(#) DETROIT	L	124	129	24-56
4/16	at Charlotte	L	83	106	24-57
4/17	WASHINGTON	W	122	119	25-57

ATLANTA  
Most points: 124 vs. Detroit (4/14)  
Least points: 65 at New York (4/13)

OPPONENT  
Most points: 129 (Detroit, 4/14)  
Least points: 72 (Toronto, 12/22)

## YEARLY RESULTS: 2001 - 02

33-49 OVERALL (23-18 at home, 10-31 on the road)



## SEASON STATS

	G	Min	FGM	FGA	Pct	FTM	FTA	Pct	Reb	Asst	PF	Stl	Blk	Pts	Avg
Abdur-Rahim	77	2980	598	1297	.461	419	523	.801	696	239	214	98	81	1636	21.2
Terry	78	2967	524	1219	.430	284	340	.835	270	444	156	144	13	1504	19.3
Kukoc	59	1494	211	504	.419	109	153	.712	218	210	91	48	17	584	9.9
Mohammed	82	2168	329	713	.461	137	222	.617	651	33	252	63	61	795	9.7
Glover	55	1156	192	456	.421	78	103	.757	169	84	89	45	14	492	8.9
Ratliff	3	82	10	20	.500	6	11	.545	16	1	8	1	8	26	8.7
Johnson	72	1727	214	540	.396	85	105	.810	247	81	163	62	56	602	8.4
Newble	42	1273	131	263	.498	75	88	.852	222	45	117	38	20	338	8.0
Crawford	7	131	21	45	.467	11	15	.733	25	5	21	2	5	53	7.6
Davis	28	774	70	198	.354	16	18	.889	74	68	68	27	5	185	6.6
Vaughn	82	1856	206	438	.470	104	126	.825	168	349	183	65	2	540	6.6
Henderson	26	422	59	116	.509	24	45	.533	97	11	40	11	15	143	5.5
Mottola	82	1371	169	384	.440	57	76	.750	268	50	174	20	19	396	4.8
Strickland	46	654	91	204	.446	25	44	.568	131	20	48	19	17	208	4.5
Bowdler	52	585	61	174	.351	39	47	.830	110	11	64	18	15	162	3.1
Smith	14	100	10	26	.385	11	17	.647	31	3	12	5	1	31	2.2

3-pt. field goals: Atlanta 423-1194 (.354) - Abdur-Rahim 21-70 (.300), Terry 172-444 (.387), Kukoc 53-171 (.310), Mohammed 0-1 (.000), Glover 30-91 (.330), Johnson 89-247 (.360), Newble 1-7 (.143), Crawford 0-1 (.000), Davis 29-85 (.341), Vaughn 24-54 (.444), Henderson 1-1 (.100), Mottola 1-13 (.077), Strickland 1-4 (.250), Bowdler 1-5 (.200), Opponents 472-1329 (.355).

## RESULTS

Date	Opponent	W/L	Atl.	Opp.	Record
10/30	(#) at Houston	L	84	89	0-1
11/1	WASHINGTON	L	88	98	0-2
11/3	MIAMI	W	90	83	1-2
11/5	at LA Clippers	L	86	109	1-3
11/7	at Utah	L	89	96	1-4
11/8	at Phoenix	L	80	108	1-5
11/10	at San Antonio	L	88	110	1-6
11/14	UTAH	W	111	79	2-6
11/16	at Philadelphia	L	78	98	2-7
11/17	BOSTON	W	112	103	3-7
11/20	at Indiana	L	102	106	3-8
11/21	at Boston	W	92	85	4-8
11/23	DETROIT	W	106	99	5-8
11/24	at Milwaukee	L	88	95	5-9
11/26	at New York	L	83	88	5-10
11/28	NEW YORK	L	100	105	5-11
11/29	at Cleveland	W	105	96	6-11
12/1	TORONTO	L	103	104	6-12
12/5	SAN ANTONIO	L	112	120	6-13
12/7	at Orlando	L	94	129	6-14
12/8	ORLANDO	W	107	104	7-14
12/11	PHILADELPHIA	W	89	87	8-14
12/15	at Chicago	W	80	79	9-14
12/18	INDIANA	L	100	103	9-15
12/19	at Washington	L	76	103	9-16
12/21	at Philadelphia	L	83	94	9-17
12/22	CHARLOTTE	W	101	88	10-17
12/26	at Milwaukee	L	97	107	10-18
12/27	MIAMI	W	100	96	11-18
12/29	at Dallas	L	97	113	11-19
1/4	at Memphis	W	113	109	12-19
1/5	MINNESOTA	L	96	112	12-20
1/8	PORTLAND	W	101	92	13-20
1/9	at Charlotte	L	87	111	13-21
1/11	(#) at Toronto	L	91	94	13-22
1/12	BOSTON	L	91	115	13-23
1/15	DALLAS	L	107	116	13-24
1/17	CHICAGO	L	91	94	13-25
1/19	MILWAUKEE	L	107	116	13-26
1/21	HOUSTON	W	95	91	14-26
1/22	at Orlando	L	86	100	14-27

## YEARLY RESULTS: 2002 - 03

35-47 OVERALL (26-15 at home, 9-32 on the road)



## SEASON STATS

	G	Min	FGM	FGA	Pct	FTM	FTA	Pct	Reb	Asst	PF	Stl	Blk	Pts	Avg
Robinson	69	2591	539	1248	.432	268	306	.876	457	205	183	91	26	1436	20.8
Abdur-Rahim	81	3087	566	1183	.478	455	541	.841	677	242	240	76	38	1608	19.9
Terry	81	3081	488	1141	.428	259	292	.887	279	600	175	126	14	1395	17.2
Glover	76	1890	277	648	.427	127	162	.784	282	141	146	71	15	737	9.7
Ratliff	81	2518	276	595	.464	154	214	.720	607	73	271	56	262	706	8.7
Newble	73	1931	231	467	.495	70	90	.778	271	99	174	50	26	564	7.7
Wilks	15	364	29	81	.358	21	29	.724	41	42	38	16	1	85	5.7
Henderson	82	1494	153	327	.468	88	138	.638	398	41	168	33	32	394	4.8
Crawford	5	38	8	13	.615	7	8	.875	7	1	7	2	3	24	4.8
Mohammed	35	445	67	159	.421	26	41	.634	129	6	79	16	21	160	4.6
Benjamin	9	152	13	43	.302	12	16	.750	31	10	20	1	2	40	4.4
Davis	24	340	32	88	.364	17	22	.773	43	36	28	12	2	88	3.7
Dickau	50	515	70	170	.412	21	26	.808	43	85	66	14	2	183	3.7
Ham	75	926	71	159	.447	38	79	.481	153	38	127	16	19	180	2.4
Jackson (TOT)	53	559	40	110	.364	40	55	.727	57	74	51	19	6	121	2.3
Jackson (ATL)	29	273	19	42	.452	17	28	.607	32	35	27	10	3	55	1.9
Moore (TOT)	8	43	5	13	.385	8	10	.800	8	3	7	0	4	18	2.3
Moore (ATL)	5	31	5	12	.417	8	10	.800	7	3	1	0	2	18	3.6
Maloney	14	103	8	25	.320	3	5	.600	7	17	9	4	0	24	1.7
Harvey	4	32	2	5	.400	0	0	—	6	0	7	1	4	4	1.0
McCaskill	11	70	4	17	.235	3	4	.750	22	5	13	3	1	11	1.0
Williams	6	19	1	7	.143	0	0	—	2	0	4	2	0	2	0.3
Shirley	2	5	0	4	.000	0	0	—	1	0	0	0	0	0	0.0

3-pt. field goals: Atlanta 402-1141 (.352) - Robinson 90-263 (.342), Abdur-Rahim 21-60 (.350), Terry 160-431 (.371), Glover 56-158 (.354), Newble 32-84 (.381), Wilks 6-17 (.353), Henderson 0-2 (.000), Crawford 1-3 (.333), Benjamin 2-13 (.154), Davis 7-29 (.241), Dickau 22-61 (.361), Ham 0-3 (.000), Jackson 0-1 (.000), Maloney 5-15 (.333), Williams 0-1 (.000). Opponents 446-1243 (.359).

## RESULTS

Date	Opponent	W/L	Atl.	Opp.	Record
10/30	at New Jersey	L	94	105	0-1
10/31	UTAH	W	105	98	1-1
11/2	CHICAGO	W	98	92	2-1
11/5	at Denver	W	103	87	3-1
11/6	at Phoenix	L	88	93	3-2
11/8	at Utah	L	97	110	3-3
11/10	at Sacramento	L	97	105	3-4
11/12	at L.A. Lakers	W	95	83	4-4
11/16	NEW ORLEANS	W	89	82	5-4
11/18	TORONTO	W	117	92	6-4
11/20	MINNESOTA	L	93	103	6-5
11/22	(#2) at Boston	L	98	105	6-6
11/23	BOSTON	L	99	109	6-7
11/26	(#) SEATTLE	W	119	116	7-7
11/27	at New Orleans	L	94	106	7-8
11/29	(#) MIAMI	W	100	94	8-8
11/30	at Orlando	L	92	117	8-9
12/3	at New Jersey	L	72	87	8-10
12/5	MILWAUKEE	W	98	80	9-10
12/7	DETROIT	W	94	92	10-10
12/11	at Detroit	L	80	91	10-11
12/12	at Minnesota	L	95	113	10-12
12/14	PHOENIX	L	88	102	10-13
12/17	WASHINGTON	L	99	109	10-14
12/20	at Houston	L	82	101	10-15
12/21	PHILADELPHIA	W	79	77	11-15
12/23	at Indiana	W	97	112	11-16
12/27	SAN ANTONIO	W	81	79	12-16
12/28	at Washington	L	76	84	12-17
12/30	at Miami	L	84	93	12-18
1/1	MIAMI	L	73	107	12-19
1/4	DETROIT	L	86	90	12-20
1/6	NEW JERSEY	L	94	101	12-21
1/8	DALLAS	L	99	117	12-22
1/10	HOUSTON	W	84	75	13-22
1/11	NEW ORLEANS	W	87	80	14-22
1/14	at Milwaukee	L	88	97	14-23
1/15	at Boston	L	66	86	14-24
1/17	at San Antonio	L	93	106	14-25
1/18	NEW YORK	L	92	95	14-26
1/20	CHICAGO	L	102	115	14-27

(#, overtime; #2, double OT; #3, three OT; #4, four OT)

Date	Opponent	W/L	Atl.	Opp.	Record
1/22	(#2) PORTLAND	L	110	112	14-28
1/24	SACRAMENTO	W	115	104	15-28
1/25	(#) at Cleveland	W	102	101	16-28
1/28	at New York	L	98	103	16-29
1/29	at Philadelphia	W	97	83	17-29
1/31	CLEVELAND	W	96	91	18-29
2/2	ORLANDO	W	97	89	19-29
2/3	at Miami	L	79	99	19-30
ALL-STAR BREAK					
2/11	GOLDEN STATE	L	113	116	19-31
2/12	at Toronto	L	96	97	19-32
2/14	(#) at Indiana	L	97	98	19-33
2/16	INDIANA	W	99	86	20-33
2/18	at Dallas	L	79	105	20-34
2/22	at L.A. Clippers	W	89	87	21-34
2/23	at Golden State	L	93	115	21-35
2/25	at Portland	L	86	89	21-36
2/26	at Seattle	L	76	93	21-37
2/28	at Chicago	W	110	88	22-37
3/2	at Milwaukee	L	93	120	22-38
3/4	DENVER	W	92	86	23-38
3/5	at Cleveland	W	111	105	24-38
3/8	TORONTO	L	98	107	24-39
3/10	L.A. CLIPPERS	W	95	86	25-39
3/12	MILWAUKEE	W	111	92	26-39
3/14	NEW YORK	W	107	104	27-39
3/16	at Memphis	L	92	124	27-40
3/18	at Chicago	L	78	103	27-41
3/19	at Toronto	L	86	87	27-42
3/21	at Philadelphia	W	114	105	28-42
3/22	INDIANA	W	92	89	29-42
3/25	L.A. LAKERS	L	91	108	29-43
3/26	(#) at Detroit	L	99	102	29-44
3/29	PHILADELPHIA	L	89	110	29-45
4/3	WASHINGTON	W	91	89	30-45
4/5	MEMPHIS	W	97	91	31-45
4/8	at New York	L	95	99	31-46
4/9	NEW JERSEY	W	97	92	32-46
4/11	CLEVELAND	W	109	89	33-46
4/12	at Washington	W	101	100	34-46
4/14	ORLANDO	W	100	86	35-46
4/16	at New Orleans	L	77	92	35-47

## ATLANTA

Most points: 119 vs. Seattle (11/26)  
Least points: 66 at Boston (1/15)

## OPPONENT

Most points: 124 (Memphis, 3/16)  
Least points: 75 (Houston, 1/10)

## YEARLY RESULTS: 2003 - 04

28-54 OVERALL (18-23 at home, 10-31 on the road)



## SEASON STATS

	G	Min	FGM	FGA	Pct	FTM	FTA	Pct	Reb	Asst	PF	Stl	Blk	Pts	Avg
Abdur-Rahim	53	1956	383	790	.485	294	334	.880	495	127	147	44	19	1065	20.1
Wallace	1	42	8	24	.333	3	3	1.000	6	2	0	1	5	20	20.0
Jackson	80	2940	536	1261	.425	233	297	.785	370	244	216	142	20	1450	18.1
Terry	81	3018	499	1196	.417	215	260	.827	336	437	192	124	16	1359	16.8
Collier	20	545	79	165	.479	67	85	.788	111	17	71	11	11	226	11.3
Crawford	56	1207	211	471	.448	103	119	.866	175	45	131	37	20	569	10.2
Glover	55	1465	205	524	.391	110	142	.775	237	115	106	40	17	556	10.1
Ratliff	53	1648	171	373	.458	96	147	.653	381	51	189	30	166	438	8.3
Sura (TOT)	80	1663	202	485	.416	171	226	.757	326	233	158	62	14	596	7.5
Sura (ATL)	27	956	131	312	.420	123	157	.783	223	144	72	25	5	397	14.7
Mohammed	53	938	138	280	.493	69	110	.627	267	20	113	22	27	345	6.5
Person (TOT)	58	1037	126	314	.401	31	39	.795	117	66	38	19	9	338	5.8
Person (ATL)	9	132	13	39	.333	6	6	1.000	25	5	5	3	1	40	4.4
Nailon	27	300	63	138	.457	16	19	.842	63	17	48	10	7	142	5.3
Diaw	76	1919	140	313	.447	56	93	.602	342	182	191	59	37	442	4.5
Henderson	6	69	10	21	.476	4	6	.667	21	2	1	1	2	24	4.0
Vaughn	71	1271	107	277	.386	53	68	.779	116	195	126	44	2	270	3.8
Rebraca (TOT)	24	273	34	77	.442	23	30	.767	58	6	52	5	11	91	3.8
Rebraca (ATL)	3	51	12	23	.522	1	2	.500	9	2	7	0	2	25	8.3
N'diaye (TOT)	28	366	27	69	.391	44	59	.746	112	0	58	8	25	98	3.5
N'diaye (ATL)	25	359	27	68	.397	44	59	.746	111	0	58	8	24	98	3.9
Hansen	41	507	46	130	.354	22	27	.815	70	19	67	10	9	123	3.0
Przybylla (TOT)	17	347	18	50	.360	13	31	.419	111	7	53	5	17	49	2.9
Przybylla (ATL)	12	314	18	50	.360	12	29	.414	101	4	48	5	17	48	4.0
Dickau	23	143	21	49	.429	4	6	.667	16	18	22	9	0	49	2.1
Fuller	4	43	3	8	.375	2	6	.333	11	2	5	0	1	8	2.0
Davis	4	23	2	5	.400	1	1	1.000	5	0	3	0	0	5	1.3
Bradley (TOT)	16	98	7	15	.467	1	2	.500	23	1	14	3	0	15	0.9
Bradley (ATL)	11	60	6	12	.500	0	0	—	12	0	8	2	0	12	1.1

3-pt. field goals: Atlanta 419-1249 (.335) - Abdur-Rahim 5-23 (.217), Wallace 1-6 (.167), Jackson 145-427 (.340), Terry 146-421 (.347), Collier 1-4 (.250), Crawford 44-113 (.389), Glover 36-105 (.343), Sura 12-43 (.279), Person 8-19 (.421), Vaughn 3-20 (.150), Hansen 9-30 (.300), Dickau 3-10 (.300), Davis 0-2 (.000). Opponents 482-1345 (.358).

## RESULTS

Date	Opponent	W/L	Atl.	Opp.	Record
10/29	(#) at New Orleans	L	83	88	0-1
10/31	at Chicago	L	94	100	0-2
11/1	(#) INDIANA	L	99	103	0-3
11/3	NEW ORLEANS	W	90	80	1-3
11/5	at Golden State	L	72	99	1-4
11/8	at Portland	L	83	90	1-5
11/9	at Seattle	W	91	81	2-5
11/11	at L.A. Clippers	L	103	115	2-6
11/12	at Phoenix	W	99	90	3-6
11/15	NEW JERSEY	L	85	100	3-7
11/17	at MAWICHTON	L	97	106	3-8
11/18	at Milwaukee	W	101	93	4-8
11/21	at San Antonio	L	75	114	4-9
11/22	CLEVELAND	W	92	83	5-9
11/24	DETROIT	L	89	94	5-10
11/26	(#) TORONTO	L	97	99	5-11
11/28	MIAMI	W	95	83	6-11
11/29	at Philadelphia	L	86	98	6-12
12/2	MILWAUKEE	L	94	106	6-13
12/5	at Toronto	L	87	92	6-14
12/6	at Cleveland	L	85	95	6-15
12/9	DENVER	W	112	98	7-15
12/10	at Memphis	L	90	103	7-16
12/12	at Indiana	L	92	103	7-17
12/13	ORLANDO	L	102	105	7-18
12/16	at Miami	L	79	97	7-19
12/17	GOLDEN STATE	L	85	98	7-20
12/19	SACRAMENTO	L	86	98	7-21
12/20	at New York	L	92	103	7-22
12/23	BOSTON	W	93	88	8-22
12/26	at New Orleans	L	79	109	8-23
12/27	DETROIT	L	84	87	8-24
12/30	at Washington	W	83	73	9-24
1/2	at Minnesota	L	75	93	9-25
1/3	at Denver	W	84	76	10-25
1/6	at Sacramento	L	89	105	10-26
1/9	at L.A. Lakers	W	67	113	10-27
1/10	at Phoenix	L	71	92	10-28
1/13	SAN ANTONIO	W	86	77	11-28
1/14	at Indiana	L	78	85	11-29
1/17	TORONTO	W	75	70	12-29

## YEARLY RESULTS: 2004 - 05



13-69 OVERALL (9-32 at home, 4-37 on the road)

## SEASON STATS

	G	Min	FGM	FGA	Pct	FTM	FTA	Pct	Reb	Asst	PF	Stl	Blk	Pts	Avg
Walker	53	2128	420	1013	.415	157	294	.534	497	194	147	64	32	1082	20.4
Harrington	66	2550	453	986	.459	236	351	.672	461	208	249	85	16	1158	17.5
Delk	56	1340	246	591	.416	103	136	.757	130	104	123	47	3	667	11.9
Lue (TOT)	70	2007	295	654	.451	142	165	.861	149	322	168	33	0	787	11.2
Lue (ATL)	49	1528	247	532	.464	128	147	.871	109	264	120	25	0	662	13.5
Childress	80	2376	302	642	.470	190	231	.823	482	151	184	74	35	807	10.1
J. Smith	74	2050	274	602	.455	163	237	.688	457	127	157	59	144	715	9.7
Drobnjak	71	1435	238	543	.438	96	120	.800	238	49	138	42	24	597	8.4
Collier	70	942	174	376	.463	48	71	.676	184	18	147	15	13	402	5.7
Ekezie	42	732	79	182	.434	72	93	.774	179	11	129	22	12	230	5.5
Barry	16	275	31	77	.403	10	13	.769	21	28	28	14	2	83	5.2
Gugliotta (TOT)	47	966	99	241	.411	33	43	.767	191	68	104	41	17	239	5.1
Gugliotta (ATL)	27	748	88	204	.431	29	37	.784	148	56	81	32	13	213	7.9
Anderson	39	717	81	190	.426	27	37	.730	83	98	81	33	0	195	5.0
Diaw	66	1201	124	294	.422	57	77	.740	170	149	0	37	18	314	4.8
Ivey	62	809	85	198	.429	47	67	.701	84	103	140	39	7	220	3.5
D. Smith	38	433	44	113	.389	33	48	.688	52	39	50	23	5	127	3.3
Willis	29	344	35	90	.389	17	23	.739	76	9	53	8	7	87	3.0
Thomas (TOT)	11	117	12	20	.600	2	6	.333	37	4	13	4	4	26	2.4
Thomas (ATL)	2	5	1	2	.500	0	0	—	2	0	1	0	0	2	1.0
Stewart (TOT)	12	145	11	21	.524	3	7	.429	40	5	32	6	5	25	2.1
Stewart (ATL)	12	145	11	21	.524	3	7	.429	40	5	32	6	5	25	2.1
Miller	2	9	2	3	.667	0	0	—	1	1	2	1	0	4	2.0
McCoy	10	88	7	13	.538	1	5	.200	21	0	24	3	8	15	1.5

3-pt. field goals: Atlanta 304-973 (.312) - Walker 85-268 (.317), Delk 72-202 (.356), Lue 40-110 (.364), Drobnjak 25-71 (.352), Harrington 16-74 (.216), Childress 13-56 (.232), Barry 11-32 (.344), Diaw 9-50 (.180), Gugliotta 8-26 (.308), Anderson 6-13 (.462), Collier 6-14 (.429), D. Smith 6-22 (.273), J. Smith 4-23 (.174), Ivey 3-9 (.333), Willis 0-2 (.000), Ekezie 0-1 (.000), Opponents 467-1232 (.379).

## RESULTS

Date	Opponent	W/L	Atl.	Opp.	Record
11/3	at Phoenix	L	82	112	0-1
11/5	at Seattle	L	85	106	0-2
11/7	at LA Lakers	L	90	106	0-3
11/9	CLEVELAND	L	79	93	0-4
11/12	at New Orleans	W	96	95	1-4
11/13	SAN ANTONIO	L	88	103	1-5
11/16	HOUSTON	W	88	84	2-5
11/17	at Indiana	L	86	93	2-6
11/20	UTAH	L	79	92	2-7
11/23	at New York	L	88	104	2-8
11/24	MIAMI	L	93	99	2-9
11/26	ORLANDO	L	99	117	2-10
11/27	at Charlotte	L	92	107	2-11
11/30	(#) NEW YORK	L	109	110	2-12
12/3	WASHINGTON	L	90	114	2-13
12/4	at New Jersey	L	88	109	2-14
12/6	PHILADELPHIA	W	96	92	3-14
12/8	MEMPHIS	L	89	97	3-15
12/10	at Detroit	W	88	72	4-15
12/11	NEW JERSEY	L	90	95	4-16
12/14	(#) INDIANA	L	97	108	4-17
12/15	at Houston	L	69	92	4-18
12/17	PORTLAND	L	84	100	4-19
12/18	at Dallas	L	68	90	4-20
12/22	DALLAS	W	113	100	5-20
12/27	at Miami	L	102	116	5-21
12/28	CLEVELAND	L	102	111	5-22
12/30	SEATTLE	L	79	94	5-23
1/2	at Washington	L	101	104	5-24
1/5	at Cleveland	L	85	101	5-25
1/7	SACRAMENTO	L	97	100	5-26
1/11	MILWAUKEE	W	103	80	6-26
1/14	at Boston	L	94	106	6-27
1/15	CHARLOTTE	W	103	95	7-27
1/17	NEW JERSEY	L	84	85	7-28
1/19	at Miami	L	92	111	7-29
1/21	at Chicago	L	85	95	7-30
1/22	BOSTON	W	100	96	8-30
1/24	CHICAGO	L	82	107	8-31
1/26	at Minnesota	L	87	104	8-32
1/28	MIAMI	L	96	106	8-33

ATLANTA  
Most points: 139 at New York (4/17)  
Least points: 68 (two times)

(#, overtime; #2, double OT; #3, three OT; #4, four OT)

Date	Opponent	W/L	Atl.	Opp.	Record
1/29	at Memphis	L	83	84	8-34
1/31	ORLANDO	W	80	79	9-34
2/2	at Detroit	L	84	99	9-35
2/4	at Philadelphia	L	85	103	9-36
2/5	INDIANA	L	79	84	9-37
2/7	LA LAKERS	W	114	108	10-37
2/10	at Orlando	L	96	101	10-38
2/12	at Milwaukee	L	83	113	10-39
2/15	DENVER	L	96	100	10-40
2/16	at Cleveland	L	89	111	10-41
2/22	ALL-STAR BREAK				
2/22	at Sacramento	L	104	114	10-42
2/23	at Golden State	L	96	101	10-43
2/25	at Portland	L	101	102	10-44
2/27	at LA Clippers	L	104	111	10-45
3/1	at Denver	L	74	97	10-46
3/2	at Utah	L	74	96	10-47
3/5	PHILADELPHIA	L	97	98	10-48
3/8	at Milwaukee	L	101	105	10-49
3/9	at Boston	L	91	95	10-50
3/11	(#) at Toronto	W	116	112	11-50
3/12	GOLDEN STATE	L	92	105	11-51
3/14	(#) DETROIT	L	108	114	11-52
3/16	WASHINGTON	L	93	122	11-53
3/18	NEW YORK	L	92	106	11-54
3/21	at Chicago	L	91	105	11-55
3/22	PHOENIX	L	94	105	11-56
3/25	at San Antonio	L	95	111	11-57
3/26	TORONTO	L	104	109	11-58
3/28	at Orlando	L	102	109	11-59
3/30	at Washington	L	99	102	11-60
4/1	BOSTON	L	100	116	11-61
4/3	LA CLIPPERS	L	91	111	11-62
4/5	NEW ORLEANS	L	86	96	11-63
4/8	(#) at Toronto	L	101	109	11-64
4/9	MINNESOTA	W	105	98	12-64
4/11	(#) CHARLOTTE	L	105	110	12-65
4/13	at Charlotte	L	84	105	12-66
4/16	CHICAGO	L	105	114	12-67
4/17	(#) at New York	W	139	135	13-67
4/19	DETROIT	L	68	95	13-68
4/20	at Philadelphia	L	86	110	13-69

OPPONENT  
Most points: 135 (New York, 4/17)  
Least points: 72 (Detroit, 12/10)

## YEARLY RESULTS: 2005 - 06



26-56 OVERALL (18-23 at home, 8-33 on the road)

## SEASON STATS

	G	Min	FGM	FGA	Pct	FTM	FTA	Pct	Reb	Asst	PF	Stl	Blk	Pts	Avg
Johnson	82	3340	632	1395	.453	261	330	.791	335	536	187	103	31	1653	20.2
Harrington	76	2782	551	1220	.452	243	350	.694	523	238	301	85	14	1411	18.6
Pachulia	78	2452	307	681	.451	297	404	.735	613	129	286	89	39	911	11.7
J. Smith	80	2559	329	774	.425	210	292	.719	531	191	260	64	208	902	11.3
Lue	51	1234	192	418	.459	118	138	.855	82	157	113	26	3	560	11.0
Childress	74	2249	278	504	.552	154	201	.766	387	131	184	86	39	742	10.0
Stoudamire	61	1236	204	492	.415	99	110	.900	116	75	118	27	3	589	9.7
Williams	79	1952	235	531	.443	189	253	.747	383	63	227	48	24	672	8.5
Grundy	12	108	19	38	.500	9	14	.643	17	9	14	7	0	52	4.3
Ivey	73	978	116	264	.439	24	33	.727	96	74	147	24	7	260	3.6
Delk	1	7	0	1	.000	2	2	1.000	2	0	0	0	0	2	2.0
Batista	57	495	34	80	.425	33	53	.623	144	7	111	15	11	101	1.8
Edwards	40	296	31	64	.484	8	11	.727	48	5	76	3	15	70	1.8
D. Smith	23	127	15	27	.556	6	12	.500	14	9	20	8	0	38	1.7
Thomas	11	66	3	7	.429	3	4	.750	10	1	10	2	0	9	0.8

3-pt. field goals: Atlanta 424-1154 (.367) - Johnson 128-360 (.356), Stoudamire 82-216 (.380), Harrington 66-191 (.346), Lue 58-127 (.457), J. Smith 34-110 (.309), Childress 32-65 (.492), Williams 13-53 (.245), Grundy 5-15 (.333), Ivey 4-10 (.400), D. Smith 2-4 (.500), Pachulia 0-2 (.000), Batista 0-1 (.000), Opponents 444-1205 (.368).

## RESULTS

Date	Opponent	W/L	Atl.	Opp.	Record
11/2	at Golden State	L	97	122	0-1
11/4	at LA Clippers	L	77	92	0-2
11/5	at Portland	L	93	94	0-3
11/8	LA LAKERS	L	97	103	0-4
11/10	LA CLIPPERS	L	95	102	0-5
11/12	MEMPHIS	L	84	85	0-6
11/15	at San Antonio	L	79	103	0-7
11/17	at Dallas	L	78	87	0-8
11/18	at NOK	L	92	95	0-9
11/23	BOSTON	W	120	117	1-9
11/25	at Indiana	W	87	85	2-9
11/27	PORTLAND	L	75	77	2-10
11/29	at Houston	L	85	100	2-11
11/30	MIAMI	L	74	96	2-12
12/2	TORONTO	L	101	102	2-13
12/4	at Phoenix	L	94	112	2-14
12/6	at Denver	L	116	125	2-15
12/7	at Utah	L	83	95	2-16
12/10	SAN ANTONIO	W	94	84	3-16
12/13	at Cleveland	W	100	94	4-16
12/14	at Philadelphia	L	101	106	4-17
12/16	NEW YORK	W	122	111	5-17
12/18	(#) DENVER	W	110	107	6-17
12/20	at Miami	L	92	111	6-18
12/23	PHILADELPHIA	W	111	108	7-18
12/27	CHARLOTTE	L	90	93	7-19
12/28	at Toronto	L	102	108	7-20
12/30	at New Jersey	L	91	99	7-21
1/3	TORONTO	L	97	108	7-22
1/6	at Boston	W	103	98	8-22
1/7	NOK	W	101	93	9-22
1/10	BOSTON	L	94	98	9-23
1/11	at Washington	L	72	103	9-24
1/13	at New York	L	94	105	9-25
1/14	(#) WASHINGTON	L	106	114	9-26
1/16	HOUSTON	W	94	83	10-26
1/18	DETROIT	L	89	117	10-27
1/20	MILWAUKEE	L	102	118	10-28
1/23	INDIANA	W	104	94	11-28
1/25	CLEVELAND	L	97	106	11-29
1/27	PHOENIX	L	106	119	11-30
1/28	at Chicago	L	99	111	11-31
1/30	NEW YORK	W	120	101	12-31



## YEARLY RESULTS: 2006 - 07



30-52 OVERALL (18-23 at home, 12-29 on the road)

## SEASON STATS

	G	Min	FGM	FGA	Pct	FTM	FTA	Pct	Reb	Asst	PF	Stl	Blk	Pts	Avg
J. Johnson	57	2359	536	1139	.471	235	314	.748	239	249	115	60	11	1426	25.0
Smith	72	2647	436	993	.439	268	387	.693	621	236	241	101	207	1178	16.4
M. Williams	64	2179	306	706	.433	216	265	.815	337	121	191	52	30	839	13.1
Childress	55	2024	261	518	.504	167	210	.795	340	127	118	58	36	715	13.0
Pachulia	72	2026	291	614	.474	293	373	.786	500	106	267	77	36	875	12.2
Lue	56	1488	218	524	.416	144	163	.883	104	201	101	24	0	636	11.4
Stoudamire	61	1034	177	425	.416	61	68	.897	74	61	88	21	2	471	7.7
S. Williams	81	1514	166	365	.455	110	144	.764	435	44	199	52	39	444	5.5
A. Johnson (TOT)	67	1300	142	343	.414	46	61	.754	101	201	119	33	3	355	5.3
A. Johnson (ATL)	27	739	82	197	.416	25	32	.781	53	123	51	17	2	203	7.5
Claxton	42	1054	91	278	.327	33	60	.550	81	185	131	72	4	221	5.3
Jones	58	666	65	128	.508	59	75	.787	136	11	124	11	42	189	3.3
Medvedenko	14	81	12	29	.414	17	20	.850	14	2	16	0	2	42	3.0
Ivey	53	539	64	143	.448	24	35	.686	51	45	62	24	4	157	3.0
Thompson	6	50	6	15	.400	5	6	.833	8	2	2	0	0	17	2.8
Wright	67	1035	82	183	.448	9	32	.281	216	40	204	28	28	173	2.6
Freije	19	147	16	54	.296	5	6	.833	24	7	13	3	1	40	2.1
Richardson	5	19	3	6	.500	0	0	---	2	0	2	1	0	8	1.6
Batista	13	81	8	16	.500	4	7	.571	30	4	13	3	0	20	1.5
Bozeman	23	199	11	39	.282	2	6	.333	23	9	32	5	2	26	1.1

3-pt. field goals: Atlanta 341-1038 (.329) - J. Johnson 119-312 (.381), Stoudamire 56-155 (.361), Lue 56-161 (.348), Smith 38-152 (.250), Childress 26-77 (.338), A. Johnson 14-44 (.318), M. Williams 11-45 (.244), Claxton 6-28 (.214), Ivey 5-16 (.313), Freije 3-22 (.136), Richardson 2-3 (.667), S. Williams 2-4 (.500), Bozeman 2-13 (.154), Medvedenko 1-2 (.500), Opponents 465-1236 (.376).

## RESULTS

Date	Opponent	W/L	Atl.	Opp.	Record
11/1	at Philadelphia	L	75	88	0-1
11/3	NEW YORK	W	102	92	1-1
11/5	ORLANDO	W	95	82	2-1
11/7	(#) at Cleveland	W	104	95	3-1
11/10	at Toronto	W	111	102	4-1
11/11	(#) SEATTLE	L	112	113	4-2
11/14	MILWAUKEE	L	101	103	4-3
11/18	(#) MIAMI	L	88	93	4-4
11/22	at Detroit	L	98	103	4-5
11/24	TORONTO	W	97	93	5-5
11/25	at Orlando	L	79	98	5-6
11/28	at Washington	L	95	96	5-7
11/29	CHARLOTTE	W	99	90	6-7
12/1	CLEVELAND	L	95	106	6-8
12/3	at Portland	W	107	96	7-8
12/5	at Seattle	L	87	102	7-9
12/6	at Denver	W	98	96	8-9
12/8	at LA Lakers	L	95	106	8-10
12/10	at Sacramento	L	92	117	8-11
12/12	DENVER	L	87	100	8-12
12/13	at New York	L	82	94	8-13
12/15	at Memphis	W	97	88	9-13
12/16	(#) CHICAGO	L	104	106	9-14
12/20	UTAH	L	106	112	9-15
12/22	INDIANA	L	90	100	9-16
12/23	at Detroit	L	81	108	9-17
12/27	CLEVELAND	L	76	89	9-18
12/29	at Houston	L	68	94	9-19
12/31	at San Antonio	L	81	95	9-20
1/5	at Toronto	L	92	105	9-21
1/6	LA CLIPPERS	W	86	74	10-21
1/9	at Indiana	L	72	91	10-22
1/10	NOK	L	77	96	10-23
1/12	DETROIT	W	99	93	11-23
1/15	BOSTON	W	100	96	12-23
1/17	at Minnesota	W	105	88	13-23
1/19	CHARLOTTE	L	75	96	13-24
1/20	at Charlotte	L	85	104	13-25
1/23	at Chicago	L	86	94	13-26
1/24	at Boston	W	82	76	14-26
1/26	at Orlando	W	93	90	15-26
1/27	PHILADELPHIA	L	89	104	15-27

(#, overtime; #2, double OT; #3, three OT; #4, four OT)

Date	Opponent	W/L	Atl.	Opp.	Record
1/29	ORLANDO	W	93	83	16-27
1/31	GOLDEN STATE	W	115	94	17-27
2/2	TORONTO	L	91	103	17-28
2/4	(#) at New Jersey	W	101	99	18-28
2/5	LA LAKERS	L	83	90	18-29
2/7	NEW JERSEY	L	85	87	18-30
2/9	at Phoenix	W	120	111	19-30
2/11	at Golden State	W	106	105	20-30
2/12	at Utah	L	76	102	20-31
2/14	at LA Clippers	W	96	93	21-31
2/20	ALL-STAR BREAK				
2/21	at Chicago	L	81	106	21-32
2/21	SAN ANTONIO	L	96	103	21-33
2/23	HOUSTON	W	105	99	22-33
2/25	PHOENIX	L	106	115	22-34
2/26	at Dallas	L	87	110	22-35
2/28	at NOK	L	100	107	22-36
3/2	at Washington	L	92	93	22-37
3/3	(#) NEW YORK	L	100	104	22-38
3/5	at Miami	L	81	88	22-39
3/7	WASHINGTON	W	100	97	23-39
3/9	MEMPHIS	W	106	105	24-39
3/10	MINNESOTA	W	99	93	25-39
3/13	PHILADELPHIA	W	104	92	26-39
3/14	at Boston	L	88	109	26-40
3/17	at Indiana	L	90	113	26-41
3/19	SACRAMENTO	W	99	76	27-41
3/21	MIAMI	L	83	91	27-42
3/23	(#) PORTLAND	L	100	102	27-43
3/25	DALLAS	L	97	104	27-44
3/26	at Miami	L	89	106	27-45
3/28	at Charlotte	L	87	101	27-46
4/1	CHICAGO	L	97	105	27-47
4/4	at New Jersey	L	86	101	27-48
4/6	MILWAUKEE	W	115	102	28-48
4/8	(#) at Philadelphia	L	104	109	28-49
4/10	BOSTON	W	104	96	29-49
4/13	WASHINGTON	L	85	98	29-50
4/14	at Cleveland	L	76	110	29-51
4/16	at Milwaukee	L	96	102	29-52
4/17	INDIANA	W	118	102	30-52

ATLANTA  
Most points: 120 at Phoenix (2/9)  
Least points: 68 at Houston (12/29)

OPPONENT  
Most points: 117 (Sacramento, 12/10)  
Least points: 74 (LA Clippers, 1/6)

## YEARLY RESULTS: 2007 - 08



37-45 OVERALL (25-16 at home, 12-29 on the road)

## SEASON STATS

	G	Min	FGM	FGA	Pct	FTM	FTA	Pct	Reb	Asst	PF	Stl	Blk	Pts	Avg
J. Johnson	82	3343	647	1497	.432	316	379	.834	367	474	168	84	18	1779	21.7
Smith	81	2873	518	1133	.457	333	469	.822	667	272	269	123	227	1394	17.2
M. Williams	80	2765	424	918	.462	336	409	.822	457	137	225	81	33	1185	14.8
Bibby (TOT)	48	1573	248	603	.411	78	100	.780	160	290	97	54	4	667	13.9
Bibby (ATL)	33	1100	170	411	.414	55	69	.797	104	215	63	35	2	464	14.1
Childress	76	2274	327	573	.571	222	275	.807	373	117	129	71	43	898	11.8
Horford	81	2540	333	668	.499	155	212	.731	785	124	267	60	76	821	10.1
Lue	33	564	86	196	.439	24	28	.857	41	59	38	11	0	226	6.8
A. Johnson	42	1121	115	267	.431	26	32	.813	98	202	86	42	8	283	6.7
Stoudamire	35	402	65	180	.361	41	50	.820	24	28	34	7	5	200	5.7
Pachulia	62	944	107	245	.437	108	153	.706	248	36	140	24	13	322	5.2
Law	56	865	95	237	.401	38	48	.792	57	113	73	29	0	235	4.2
S. Williams	36	414	37	100	.370	35	51	.686	107	11	60	13	11	109	3.0
Richardson (TOT)	27	132	16	44	.364	2	2	1.000	9	2	13	3	0	41	1.5
Richardson (ATL)	19	88	13	31	.419	0	0	---	7	0	6	2	0	31	1.6
Jones	35	145	12	30	.400	11	20	.550	42	0	28	3	5	35	1.0
Wright	13	148	5	17	.294	3	6	.500	37	3	26	3	3	13	1.0
West	64	269	21	49	.429	17	26	.654	48	13	61	12	4	59	0.9

3-pt. field goals: Atlanta 384-1078 (.356) - J. Johnson 169-444 (.381), Bibby 69-187 (.369), Lue 30-69 (.435), Stoudamire 29-85 (.341), A. Johnson 27-63 (.429), Smith 25-99 (.253), Childress 22-60 (.367), Law 7-34 (.206), Richardson 5-12 (.417), M. Williams 1-10 (.100), Opponents 512-1413 (.362).

## RESULTS

(#, overtime; #2, double OT; #3, three OT; #4, four OT)

(1) game completed on 3/8

Date	Opponent	W/L	Atl.	Opp.	Record
11/2	DALLAS	W	101	94	1-0
11/4	at Detroit	L	91	92	1-1
11/6	at New Jersey	L	82	87	1-2
11/7	PHOENIX	W	105	96	2-2
11/9	at Boston	L	83	106	2-3
11/11	WASHINGTON	L	90	101	2-4
11/14	CHARLOTTE	W	117	109	3-4
11/16	(#2) SEATTLE	L	123	126	3-5
11/17	at Milwaukee	L	96	105	3-6
11/20	SAN ANTONIO	L	83	95	3-7
11/21	at Miami	W	82	79	4-7
11/24	at Minnesota	W	94	87	5-7
11/27	at Chicago	L	78	90	5-8
11/28	MILWAUKEE	W	96	80	6-8
11/30	NEW ORLEANS	L	86	92	6-9
12/3	at Philadelphia	W	88	79	7-9
12/4	DETROIT	L	95	106	7-10
12/6	MINNESOTA	W	90	89	8-10
12/8	MEMPHIS	W	86	78	9-10
12/10	at Orlando	W	98	87	10-10
12/11	TORONTO	L	88	100	10-11
12/14	at Detroit	L	81	91	10-12
12/15	CHARLOTTE	W	93	84	11-12
12/17	UTAH	W	116	111	12-12
12/19	(1) (#)MIAMI	W	114	111	13-12
12/21	at Washington	W	97	92	14-12
12/26	INDIANA	W	107	95	15-12
12/29	at Dallas	L	84	97	15-13
1/2	at Cleveland	L	94	98	15-14
1/4	at Indiana	L	91	113	15-15
1/5	NEW JERSEY	L	107	113	15-16
1/9	CLEVELAND	W	90	81	16-16
1/11	(#) WASHINGTON	L	98	102	16-17
1/13	CHICAGO	W	105	84	17-17
1/15	DENVER	W	104	93	18-17
1/16	at Milwaukee	L	80	87	18-18
1/18	at Toronto	L	78	89	18-19
1/21	(#) PORTLAND	L	109	111	18-20
1/23	at Denver	L	100	107	18-21
1/25	at Seattle	W	99	90	19-21
1/27	at Portland	L	93	94	19-22
1/30	at Phoenix	L	92	125	19-23
1/29	at LA Clippers	L	88	95	19-24

## YEARLY RESULTS: 2008 - 09



47-35 OVERALL (31-10 at home, 16-25 on the road)

## SEASON STATS

	G	Min	FGM	FGA	Pct	FTM	FTA	Pct	Reb	Asst	PF	Stl	Blk	Pts	Avg
Johnson	79	3124	620	1420	.437	299	362	.826	346	455	176	0	19	1688	21.4
Smith	69	2421	418	849	.492	211	359	.588	498	169	184	94	111	1073	15.6
Bibby	79	2740	437	1005	.435	135	171	.789	278	392	145	98	11	1176	14.9
Williams	61	2093	285	622	.458	220	273	.806	382	81	127	57	39	845	13.9
Murray	80	1975	355	795	.447	177	233	.760	168	158	173	88	17	974	12.2
Horford	67	2242	312	594	.525	149	205	.727	624	163	190	53	95	773	11.5
Evans	80	1840	208	482	.432	60	73	.822	243	54	163	50	1	574	7.2
Pachulia	77	1473	159	320	.497	163	230	.709	436	57	208	35	26	481	6.2
Jones	63	675	67	111	.604	53	74	.716	142	15	125	7	34	188	3.0
Law	55	560	52	139	.374	49	60	.817	58	86	43	11	3	162	2.9
Claxton	2	15	2	7	.286	1	2	.500	0	3	1	0	0	5	2.5
Gardner	16	98	9	36	.250	2	4	.500	7	2	4	4	1	24	1.5
Hunter	16	92	11	20	.550	0	5	.000	24	1	11	2	5	22	1.4
West	53	269	14	34	.412	14	30	.467	56	19	35	18	4	43	0.8
Morris	23	89	7	17	.412	4	4	1.000	20	2	25	2	1	18	0.8

3-pt. field goals: Atlanta 597-1633 (.366) - Bibby 167-428 (.390), Johnson 149-414 (.360), Evans 98-248 (.395), Murray 87-242 (.360), Williams 55-155 (.355), Smith 26-87 (.299), Law 9-29 (.310), Gardner 4-23 (.174), West 1-1 (.000), Claxton 1-2 (.500). Opponents 528-1496 (.353).

## RESULTS

Date	Opponent	W/L	Atl.	Opp.	Record
10/29	at Orlando	W	99	85	1-0
11/1	PHILADELPHIA	W	95	88	2-0
11/5	at New Orleans	W	87	79	3-0
11/7	TORONTO	W	110	92	4-0
11/9	at Okla. City	W	89	85	5-0
11/11	at Chicago	W	113	108	6-0
11/12	at Boston	L	102	103	6-1
11/14	at New Jersey	L	108	115	6-2
11/15	NEW JERSEY	L	107	119	6-3
11/18	at Indiana	L	96	113	6-4
11/19	WASHINGTON	W	91	87	7-4
11/21	CHARLOTTE	W	88	83	8-4
11/22	at Cleveland	L	96	110	8-5
11/26	MILWAUKEE	W	102	96	9-5
11/28	at Toronto	L	88	93	9-6
11/29	at Washington	W	102	98	10-6
12/3	MEMPHIS	W	105	95	11-6
12/5	NEW YORK	W	98	95	12-6
12/6	at Dallas	L	98	100	12-7
12/9	at Houston	L	84	92	12-8
12/10	at San Antonio	L	89	95	12-9
12/12	at Miami	W	87	73	13-9
12/13	CLEVELAND	W	97	92	14-9
12/15	CHARLOTTE	W	83	79	15-9
12/17	BOSTON	L	85	88	15-10
12/19	GOLDEN ST.	W	115	99	16-10
12/21	DETROIT	W	85	78	17-10
12/23	OKLA. CITY	W	99	88	18-10
12/27	CHICAGO	W	129	117	19-10
12/29	DENVER	W	109	91	20-10
12/30	at Indiana	W	110	104	21-10
1/2	(#) at New Jersey	L	91	93	21-11
1/3	HOUSTON	W	103	100	22-11
1/7	ORLANDO	L	102	106	22-12
1/9	at Orlando	L	87	121	22-13
1/11	PHILADELPHIA	L	94	109	22-14
1/13	at Phoenix	L	102	107	22-15
1/14	at LA Clippers	W	97	80	23-15
1/16	at Golden St.	L	114	119	23-16
1/19	TORONTO	W	87	84	24-16
1/20	at Chicago	W	105	102	25-16
1/23	MILWAUKEE	W	117	87	26-16

(#, overtime; #2, double OT; #3, three OT; #4, four OT)

Date	Opponent	W/L	Atl.	Opp.	Record
1/25	PHOENIX	L	99	104	26-17
1/26	at Miami	L	79	95	26-18
1/28	at New York	L	104	112	26-19
1/30	NEW JERSEY	W	105	88	27-19
1/31	at Milwaukee	L	107	110	27-20
2/4	at Minnesota	W	94	86	28-20
2/6	at Charlotte	W	102	97	29-20
2/7	LA CLIPPERS	L	97	121	29-21
2/10	WASHINGTON	W	111	90	30-21
2/11	at Detroit	W	99	95	31-21
ALL-STAR BREAK					
2/17	at LA Lakers	L	83	96	31-22
2/18	at Sacramento	W	105	100	32-22
2/20	at Portland	L	98	108	32-23
2/23	at Utah	L	89	108	32-24
2/25	at Denver	L	109	110	32-25
2/27	MIAMI	W	91	83	33-25
3/1	CLEVELAND	L	87	88	33-26
3/2	at Washington	W	98	89	34-26
3/4	at New York	L	105	109	34-27
3/6	at Charlotte	L	91	98	34-28
3/7	DETROIT	W	87	83	35-28
3/9	NEW ORLEANS	W	89	79	36-28
3/11	UTAH	W	100	93	37-28
3/13	INDIANA	W	101	87	38-28
3/15	PORTLAND	W	98	80	39-28
3/17	SACRAMENTO	W	119	97	40-28
3/19	DALLAS	W	95	87	41-28
3/21	at Cleveland	L	96	102	41-29
3/23	MINNESOTA	W	109	97	42-29
3/25	SAN ANTONIO	L	92	102	42-30
3/27	BOSTON	L	93	99	42-31
3/29	LA LAKERS	W	86	76	43-31
3/31	at Philadelphia	L	85	98	43-32
4/3	at Boston	L	92	104	43-33
4/4	ORLANDO	L	82	88	43-34
4/7	at Toronto	W	118	110	44-34
4/8	at Milwaukee	W	113	105	45-34
4/10	INDIANA	W	122	118	46-34
4/14	MIAMI	W	81	79	47-34
4/15	at Memphis	L	90	98	47-35

ATLANTA  
Most points: 129 at Chicago (12/27)  
Least points: 79 at Miami (1/26)

OPPONENT  
Most points: 121 (LA Clippers, 2/7)  
Least points: 73 (Miami, 12/12)

## YEARLY RESULTS: 2009 - 10



53-29 OVERALL (34-7 at home, 19-22 on the road)

## SEASON STATS

	G	Min	FGM	FGA	Pct	FTM	FTA	Pct	Reb	Asst	PF	Stl	Blk	Pts	Avg
Johnson	76	2886	635	1386	.458	220	269	.818	353	369	145	82	5	1619	21.3
Crawford	79	2460	496	1105	.449	270	315	.857	201	238	132	61	12	1425	18.0
Jos. Smith	81	2871	504	999	.505	261	422	.618	705	342	240	130	173	1269	15.7
Horford	81	2845	467	847	.551	213	270	.789	799	189	225	59	91	1148	14.2
Williams	81	2468	302	664	.455	176	215	.819	416	93	160	66	46	820	10.1
Bibby	80	2195	268	644	.416	68	79	.861	184	310	157	67	3	730	9.1
Evans	79	1317	175	393	.445	46	61	.754	154	48	125	34	17	453	5.7
Pachulia	78	1089	120	246	.488	93	143	.650	293	42	186	37	30	333	4.3
Teague	71	719	90	227	.396	41	49	.837	67	122	82	34	11	228	3.2
Joe Smith	64	592	77	193	.399	39	48	.813	157	21	95	6	19	194	3.0
Morris	28	124	23	41	.561	16	27	.593	38	2	34	5	3	62	2.2
Hunter	7	33	4	12	.333	3	4	.750	12	0	5	0	1	11	1.6
West	39	142	12	21	.571	6	10	.600	27	9	25	8	0	30	0.8
Collins	24	115	8	23	.348	0	2	.000	14	4	21	3	2	16	0.7

3-pt. field goals: Atlanta 524-1455 (.360) - Crawford 163-427 (.382), Johnson 129-350 (.369), Bibby 126-324 (.389), Evans 57-169 (.337), Williams 40-132 (.303), Teague 7-32 (.219), Horford 1-1 (.000), Joe Smith 1-7 (.143), Josh Smith 0-7 (.000), Pachulia 0-4 (.000), Collins 0-1 (.000), West 0-1 (.000). Opponents 480-1392 (.345).

## RESULTS

Date	Opponent	W/L	Atl.	Opp.	Record
10/28	INDIANA	W	120	109	1-0
10/30	WASHINGTON	W	100	89	2-0
11/1	at LA Lakers	L	110	118	2-1
11/3	at Portland	W	97	91	3-1
11/4	at Sacramento	W	113	105	4-1
11/6	at Charlotte	L	83	103	4-2
11/7	DENVER	W	125	100	5-2
11/11	at New York	W	114	101	6-2
11/13	at Boston	W	97	86	7-2
11/14	NEW ORLEANS	W	121	98	8-2
11/16	(#) PORTLAND	W	99	95	9-2
11/18	MIAMI	W	105	90	10-2
11/20	HOUSTON	W	105	103	11-2
11/21	at New Orleans	L	88	96	11-3
11/26	ORLANDO	L	76	93	11-4
11/27	at Philadelphia	W	100	86	12-4
11/29	at Detroit	L	88	94	12-5
12/2	TORONTO	W	146	115	13-5
12/4	NEW YORK	L	107	114	13-6
12/5	at Dallas	W	80	75	14-6
12/9	CHICAGO	W	118	83	15-6
12/11	at Toronto	W	111	89	16-6
12/13	NEW JERSEY	W	130	107	17-6
12/16	MEMPHIS	W	110	97	18-6
12/18	UTAH	W	96	83	19-6
12/19	(#) at Chicago	L	98	101	19-7
12/22	at Minnesota	W	112	87	20-7
12/23	at Denver	L	104	124	20-8
12/26	at Indiana	W	110	98	21-8
12/29	CLEVELAND	L	84	95	21-9
12/30	at Cleveland	L	101	106	21-10
1/1	(#) NEW YORK	L	108	112	21-11
1/4	at Miami	L	75	92	21-12
1/6	NEW JERSEY	W	119	89	22-12
1/8	BOSTON	W	93	85	23-12
1/9	at Orlando	L	81	113	23-13
1/11	at Boston	W	102	96	24-13
1/13	WASHINGTON	W	94	82	25-13
1/15	PHOENIX	W	102	101	26-13
1/18	OKLAHOMA CITY	L	91	94	26-14
1/20	SACRAMENTO	W	108	97	27-14
1/22	CHARLOTTE	W	103	89	28-14

(#, overtime; #2, double OT; #3, three OT; #4, four OT)

Date	Opponent	W/L	Atl.	Opp.	Record
1/25	at Houston	W	102	95	29-14
1/27	at San Antonio	L	90	105	29-15
1/29	BOSTON	W	100	91	30-15
1/30	at Orlando	L	86	104	30-16
2/2	at Oklahoma City	L	99	106	30-17
2/3	LA CLIPPERS	W	103	97	31-17
2/5	CHICAGO	W	91	81	32-17
2/6	at Washington	Postponed to 3/11 due to weather			
2/9	at Memphis	W	108	94	33-17
2/10	MIAMI	L	76	94	33-18
ALL-STAR BREAK					
2/17	at LA Clippers	W	110	92	34-18
2/19	at Phoenix	L	80	88	34-19
2/21	at Golden State	L	104	108	34-20
2/22	at Utah	W	105	100	35-20
2/24	MINNESOTA	W	98	92	36-20
2/26	(#) DALLAS	L	103	111	36-21
2/28	(#) MILWAUKEE	W	106	102	37-21
3/1	at Chicago	W	116	92	38-21
3/3	PHILADELPHIA	W	112	93	39-21
3/5	GOLDEN STATE	W	127	122	40-21
3/6	at Miami	L	94	100	40-22
3/8	at New York	L	98	99	40-23
3/11	at Washington	W	105	99	41-23
3/13	DETROIT	W	112	99	42-23
3/16	at New Jersey	W	108	84	43-23
3/17	at Toronto	L	105	106	43-24
3/19	(#) CHARLOTTE	W	93	92	44-24
3/21	(#) SAN ANTONIO	W	119	114	45-24
3/22	at Milwaukee	L	95	98	45-25
3/24	ORLANDO	W	86	84	46-25
3/26	at Philadelphia	L	98	105	46-26
3/28	INDIANA	W	94	84	47-26
3/31	LA LAKERS	W	109	92	48-26
4/2	at Cleveland	L	88	93	48-27
4/3	DETROIT	W	91	85	49-27
4/6	at Charlotte	L	100	109	49-28
4/7	at Detroit	L	88	90	49-29
4/9	TORONTO	W	107	101	50-29
4/10	at Washington	W	105	95	51-29
4/12	at Milwaukee	W	104	96	52-29
4/14	CLEVELAND	W	99	83	53-29

## YEARLY RESULTS: 2010 - 11



44-38 OVERALL (24-17 at home, 20-21 on the road)

## SEASON STATS

	G	Min	FGM	FGA	Pct	FTM	FTA	Pct	Reb	Asst	PF	Stl	Blk	Pts	Avg
Johnson	72	2554	514	1161	.443	195	243	.802	291	338	131	47	7	1312	18.2
Smith	77	2645	497	1041	.477	229	316	.725	657	255	217	99	120	1274	16.5
Horford	77	2704	513	921	.557	150	188	.798	718	266	193	59	80	1178	15.3
Ja. Crawford	76	2297	368	874	.421	222	260	.854	130	241	97	57	14	1077	14.2
Williams	65	1865	246	537	.458	147	174	.845	313	88	104	34	23	676	10.4
Hinrich (TOT)	72	2157	278	623	.446	106	126	.841	182	288	185	75	17	737	10.2
Hinrich (ATL)	24	686	80	185	.432	14	21	.667	53	78	66	19	7	206	8.6
Bibby	56	1674	192	441	.435	29	46	.630	143	202	125	38	6	526	9.4
Teague	70	963	133	304	.438	77	97	.794	102	138	82	45	25	361	5.2
Evans	47	837	79	201	.393	24	28	.857	84	30	74	16	5	210	4.5
Pachulia	79	1244	107	232	.461	135	179	.754	333	58	184	34	22	349	4.4
Ja. Crawford	16	160	27	77	.351	4	6	.667	28	15	13	3	0	67	4.2
Powell	54	653	94	208	.452	36	45	.800	135	22	78	5	5	224	4.1
Wilkins	52	676	69	137	.504	40	56	.714	90	41	72	27	9	180	3.5
Thomas	13	82	10	21	.476	12	15	.800	23	2	11	1	4	32	2.5
Sy	3	21	2	6	.333	3	3	1.000	3	2	1	1	0	7	2.3
Collins	49	593	34	71	.479	27	41	.659	102	22	97	9	9	96	2.0
Armstrong (TOT)	53	489	37	76	.487	16	33	.485	131	14	84	18	21	92	1.7
Armstrong (ATL)	12	76	6	12	.500	2	10	.200	17	4	9	3	5	15	1.3

3-pt. field goals: Atlanta 502-1427 (.352) - Ja. Crawford 119-439 (.341), Bibby 113-256 (.441), Johnson 89-300 (.297), Smith 51-154 (.331), Williams 37-110 (.336), Hinrich 32-76 (.421), Evans 28-89 (.315), Teague 18-48 (.375), Jo. Crawford 9-27 (.333), Horford 2-4 (.500), Wilkins 2-10 (.200), Armstrong 1-1 (1.000), Collins 1-1 (1.000). Opponents 459-1358 (.338).

## RESULTS

Date	Opponent	W/L	Atl.	Opp.	Record
10/27	at Memphis	W	119	104	1-0
10/29	at Philadelphia	W	104	101	2-0
10/30	WASHINGTON	W	99	95	3-0
11/2	at Cleveland	W	100	88	4-0
11/3	DETROIT	W	94	85	5-0
11/5	at Minnesota	W	113	103	6-0
11/7	PHOENIX	L	114	118	6-1
11/8	at Orlando	L	89	93	6-2
11/10	MILWAUKEE	L	91	108	6-3
11/12	UTAH	L	86	90	6-4
11/14	MINNESOTA	W	111	105	7-4
11/16	at Indiana	W	102	92	8-4
11/20	DALLAS	L	93	98	8-5
11/22	BOSTON	L	76	99	8-6
11/23	(#) at New Jersey	L	101	107	8-7
11/25	WASHINGTON	W	116	96	9-7
11/27	NEW YORK	W	99	90	10-7
11/28	at Toronto	W	96	78	11-7
12/1	MEMPHIS	W	112	109	12-7
12/3	PHILADELPHIA	W	93	88	13-7
12/4	at Miami	L	77	89	13-8
12/6	at Orlando	W	80	74	14-8
12/7	NEW JERSEY	W	116	101	15-8
12/10	at San Antonio	L	92	108	15-9
12/11	INDIANA	W	97	83	16-9
12/14	at Detroit	L	80	103	16-10
12/16	at Boston	L	90	102	16-11
12/17	CHARLOTTE	W	90	85	17-11
12/19	at New Jersey	L	82	89	17-12
12/20	ORLANDO	W	91	81	18-12
12/22	CLEVELAND	W	98	84	19-12
12/26	at New Orleans	L	86	93	19-13
12/27	at Milwaukee	W	95	80	20-13
12/29	GOLDEN STATE	W	103	93	21-13
12/31	at Oklahoma City	L	94	103	21-14
1/2	at LA Clippers	W	107	98	22-14
1/4	at Sacramento	W	108	102	23-14
1/5	at Utah	W	110	107	24-14
1/8	INDIANA	W	108	93	25-14
1/11	MILWAUKEE	PPD (severe weather) to 3/15			
1/12	at Toronto	W	104	101	26-14
1/15	HOUSTON	L	106	112	26-15

(#, overtime; #2, double OT; #3, three OT; #4, four OT)

Date	Opponent	W/L	Atl.	Opp.	Record
1/17	SACRAMENTO	W	100	98	27-15
1/18	(#) at Miami	W	93	89	28-15
1/21	NEW ORLEANS	L	59	100	28-16
1/22	at Charlotte	W	103	87	29-16
1/26	at Milwaukee	L	90	98	29-17
1/28	NEW YORK	W	111	102	30-17
1/29	at Dallas	L	91	102	30-18
2/2	TORONTO	W	100	87	31-18
2/4	LA CLIPPERS	W	101	100	32-18
2/5	at Washington	W	99	92	33-18
2/8	PHILADELPHIA	L	83	117	33-19
2/12	CHARLOTTE	L	86	88	33-20
2/14	at Detroit	W	94	79	34-20
2/16	at New York	L	90	102	34-21
2/22	ALL-STAR BREAK				
2/22	at LA Lakers	L	80	104	34-22
2/23	at Phoenix	L	97	105	34-23
2/25	at Golden State	W	95	79	35-23
2/27	at Portland	W	90	83	36-23
2/28	at Denver	L	90	100	36-24
3/2	CHICAGO	W	83	80	37-24
3/4	OKLAHOMA CITY	L	104	111	37-25
3/6	NEW YORK	L	79	92	37-26
3/8	LA LAKERS	L	87	101	37-27
3/11	at Chicago	L	76	94	37-28
3/12	PORTLAND	W	91	82	38-28
3/15	MILWAUKEE	W	110	85	39-28
3/16	DENVER	L	87	102	39-29
3/18	MIAMI	L	85	106	39-30
3/20	DETROIT	W	104	96	40-30
3/22	CHICAGO	L	81	114	40-31
3/23	at Philadelphia	L	100	105	40-32
3/26	NEW JERSEY	W	99	87	41-32
3/27	at Cleveland	W	98	83	42-32
3/30	ORLANDO	W	85	82	43-32
4/1	BOSTON	W	88	83	44-32
4/3	at Houston	L	109	114	44-33
4/5	SAN ANTONIO	L	90	97	44-34
4/8	at Indiana	L	102	114	44-35
4/9	at Washington	L	83	115	44-36
4/11	MIAMI	L	90	98	44-37
4/13	at Charlotte	L	85	96	44-38

ATLANTA  
Most points: 119 at Memphis (10/27)  
Least points: 59 vs. New Orleans (1/21)

OPPONENT  
Most points: 118 (Phoenix, 11/7)  
Least points: 74 (Orlando, 12/6)

## YEARLY RESULTS: 2011 - 12



40-26 OVERALL (23-10 at home, 17-16 on the road)

## SEASON STATS

	G	Min	FGM	FGA	Pct	FTM	FTA	Pct	Reb	Asst	PF	Stl	Blk	Pts	Avg
J. Johnson	60	2127	423	931	.454	158	186	.849	221	232	75	48	13	1129	18.8
Smith	66	2329	504	1101	.458	203	322	.630	632	257	172	93	115	1239	18.8
Teague	66	2183	320	672	.476	140	185	.757	159	321	145	106	37	831	12.6
Horford	11	348	57	103	.553	22	30	.733	77	24	21	10	14	136	12.4
Williams	57	1500	203	470	.432	115	146	.788	294	71	84	47	18	579	10.2
Pachulia	58	1640	169	339	.499	117	158	.741	457	79	172	55	29	455	7.8
Green	53	922	153	325	.471	48	56	.857	80	40	74	23	6	404	7.6
Hinrich	48	1237	122	295	.414	25	32	.781	101	132	100	38	11	316	6.6
I. Johnson	56	934	141	275	.513	72	100	.720	226	32	116	43	18	356	6.4
Pargo	50	671	105	253	.415	19	20	.950	73	96	64	20	2	282	5.6
McGrady	52	837	101	231	.437	56	83	.675	154	110	35	16	15	273	5.3
Radmanovic	49	755	74	197	.376	22	29	.759	143	54	62	21	15	220	4.5
Stackhouse	30	273	37	100	.370	21	23	.913	23	14	12	10	3	108	3.6
Collins	30	308	16	40	.400	7	15	.467	48	10	34	4	3	39	1.3
Sloan	5	20	3	8	.375	0	0	---	5	5	3	1	0	6	1.2
Dampier	15	83	1	8	.125	0	0	---	25	4	9	1	4	2	0.1

3-pt. field goals: Atlanta 492-1330 (.370) - Johnson 125-322 (.388), Williams 58-149 (.389), Pargo 53-138 (.384), Teague 51-149 (.342), Green 50-113 (.442), Radmanovic 50-135 (.370), Hinrich 47-136 (.346), Smith 28-109 (.257), McGrady 15-33 (.455), Stackhouse 13-38 (.342), I. Johnson 2-6 (.333). Opponents 391-1137 (.344).

## RESULTS

(#, overtime; #2, double OT; #3, three OT; #4, four OT)

Date	Opponent	W/L	Atl.	Opp.	Record
12/27	at New Jersey	W	106	70	1-0
12/28	WASHINGTON	W	101	83	2-0
12/30	NEW JERSEY	W	105	98	3-0
12/31	at Houston	L	84	95	3-1
1/2	at Miami	W	100	92	4-1
1/3	at Chicago	L	74	76	4-2
1/5	(#3) MIAMI	L	109	116	4-3
1/6	(#) at Charlotte	W	102	96	5-3
1/7	CHICAGO	W	109	94	6-3
1/9	at New Jersey	W	106	101	7-3
1/11	at Indiana	L	84	96	7-4
1/12	CHARLOTTE	W	111	81	8-4
1/14	MINNESOTA	W	93	91	9-4
1/16	TORONTO	W	93	84	10-4
1/18	PORTLAND	W	92	89	11-4
1/20	at Philadelphia	L	76	90	11-5
1/21	CLEVELAND	W	121	94	12-5
1/23	at Milwaukee	W	97	92	13-5
1/25	at San Antonio	L	83	105	13-6
1/27	(#) at Detroit	W	107	101	14-6
1/29	at New Orleans	W	94	72	15-6
1/31	at Toronto	W	100	77	16-6
2/2	MEMPHIS	L	77	96	16-7
2/4	PHILADELPHIA	L	87	98	16-8
2/6	PHOENIX	L	90	99	16-9
2/8	INDIANA	W	97	87	17-9
2/10	(#) at Orlando	W	89	87	18-9
2/12	MIAMI	L	87	107	18-10
2/14	at LA Lakers	L	78	86	18-11
2/15	at Phoenix	W	101	99	19-11
2/18	at Portland	L	77	97	19-12
2/20	at Chicago	L	79	90	19-13
2/22	at New York	L	82	99	19-14
2/23	ORLANDO	W	83	78	20-14
2/29	ALL-STAR BREAK				
2/29	GOLDEN STATE	L	82	85	20-15

Date	Opponent	W/L	Atl.	Opp.	Record
3/2	MILWAUKEE	W	99	94	21-15
3/3	OKLAHOMA CITY	W	97	90	22-15
3/6	at Indiana	W	101	96	23-15
3/7	at Miami	L	86	89	23-16
3/9	at Detroit	L	85	86	23-17
3/11	at Sacramento	W	106	99	24-17
3/13	(#) at Denver	L	117	118	24-18
3/14	at LA Clippers	L	82	96	24-19
3/16	WASHINGTON	W	102	88	25-19
3/18	at Cleveland	W	103	87	26-19
3/19	BOSTON	L	76	79	26-20
3/21	(#) CLEVELAND	W	103	102	27-20
3/23	NEW JERSEY	W	93	84	28-20
3/24	at Washington	W	95	92	29-20
3/25	(#4) UTAH	W	139	133	30-20
3/27	at Milwaukee	L	101	108	30-21
3/28	CHICAGO	L	77	98	30-22
3/30	NEW YORK	W	100	90	31-22
3/31	at Philadelphia	L	90	95	31-23
4/4	CHARLOTTE	W	120	93	32-23
4/6	DETROIT	W	101	96	33-23
4/7	at Charlotte	W	116	96	34-23
4/11	(#) at Boston	L	86	88	34-24
4/13	at Orlando	W	109	81	35-24
4/15	TORONTO	L	86	102	35-25
4/16	at Toronto	W	109	87	36-25
4/18	DETROIT	W	116	84	37-25
4/20	BOSTON	W	97	92	38-25
4/22	NEW YORK	L	112	113	38-26
4/24	LA CLIPPERS	W	109	102	39-26
4/26	DALLAS	W	106	89	40-26



## YEARLY RESULTS: 2012 - 13



44-38 OVERALL (25-16 at home, 19-22 on the road)

## SEASON STATS

	G	Min	FGM	FGA	Pct	FTM	FTA	Pct	Reb	Asst	PF	Stl	Blk	Pts	Avg
Smith	76	2683	550	1182	.465	166	321	.517	639	321	175	94	136	1327	17.5
Horford	74	2756	576	1060	.543	134	208	.644	757	240	163	78	78	1289	17.4
Teague	80	2628	439	974	.451	199	226	.881	180	579	181	117	28	1166	14.6
Williams	39	1119	187	443	.422	105	121	.868	80	139	55	44	10	551	14.1
Korver	74	2259	277	601	.461	67	78	.859	293	146	170	70	37	810	10.9
Harris	58	1421	194	443	.438	112	154	.727	116	197	103	64	13	577	9.9
Johnson	69	1035	185	356	.520	81	131	.618	266	46	131	56	14	452	6.6
Jenkins	61	902	131	294	.446	59	70	.843	94	56	37	12	10	374	6.1
Pachulia	52	1134	114	241	.473	78	103	.757	336	79	128	35	12	306	5.9
Morrow	24	301	47	111	.423	16	18	.889	26	9	33	12	1	125	5.2
Stevenson	56	1158	98	262	.374	12	23	.522	122	52	69	29	6	284	5.1
Pargo	7	113	13	38	.342	2	2	1.000	7	19	8	3	0	35	5.0
Mack (TOT)	31	416	58	126	.460	9	16	.563	40	68	39	15	0	143	4.6
Mack (ATL)	20	268	41	84	.488	8	14	.571	24	44	28	9	0	104	5.2
Scott	40	376	70	147	.476	43	56	.768	110	12	32	4	2	183	4.6
Tolliver	62	963	82	216	.380	44	51	.863	155	32	66	15	12	253	4.1
Petro	31	352	48	110	.436	11	12	.917	112	16	48	10	9	108	3.5
Jones (TOT)	78	1017	82	222	.369	87	113	.770	101	48	119	22	6	262	3.4
Jones (ATL)	28	381	32	82	.390	21	31	.677	31	20	46	12	1	88	3.1
Tyler (TOT)	21	68	9	24	.375	4	6	.667	20	1	10	1	2	22	1.0

3-pt. field goals: Atlanta 706-1901 (.371) - Korver 189-414 (.457), Teague 89-248 (.359), Harris 77-230 (.335), Stevenson 76-209 (.364), Williams 72-196 (.367), Smith 61-201 (.303), Jenkins 53-138 (.384), Tolliver 45-133 (.338), Morrow 15-38 (.395), Mack 14-35 (.400), Pargo 7-20 (.350), Horford 3-6 (.500), Jones 3-12 (.250), Petro 1-4 (.250), Johnson 1-13 (.077). Opponents 620-1635 (.379).

## RESULTS

(#, overtime; #2, double OT; #3, three OT; #4, four OT)

Date	Opponent	W/L	At	Opp.	Record	Date	Opponent	W/L	At	Opp.	Record
11/2	HOUSTON	L	102	109	0-1	1/25	(#2) BOSTON	W	123	111	25-18
11/4	at Oklahoma City	W	104	95	1-1	1/27	at New York	L	104	106	25-19
11/7	INDIANA	W	89	86	2-1	1/30	TORONTO	W	93	92	26-19
11/9	MIAMI	L	89	95	2-2	2/2	CHICAGO	L	76	93	26-20
11/11	at LA Clippers	L	76	89	2-3	2/5	at Indiana	L	103	114	26-21
11/12	at Portland	W	95	87	3-3	2/6	MEMPHIS	W	103	92	27-21
11/14	at Golden State	L	88	92	3-4	2/8	NEW ORLEANS	L	100	111	27-22
11/16	at Sacramento	W	112	96	4-4	2/11	at Dallas	W	105	101	28-22
11/19	ORLANDO	W	81	72	5-4	2/13	at Orlando	W	108	76	29-22
11/21	(#) WASHINGTON	W	101	100	6-4	ALL-STAR BREAK					
11/23	at Charlotte	W	101	91	7-4	2/20	MIAMI	L	90	103	29-23
11/24	LA CLIPPERS	W	104	93	8-4	2/22	SACRAMENTO	W	122	108	30-23
11/28	CHARLOTTE	W	94	91	9-4	2/23	at Milwaukee	W	103	102	31-23
11/30	CLEVELAND	L	111	113	9-5	2/25	at Detroit	W	114	103	32-23
12/5	DENVER	W	108	104	10-5	2/27	at Utah	W	102	91	33-23
12/7	WASHINGTON	W	104	95	11-5	3/1	at Phoenix	L	87	92	33-24
12/8	at Memphis	W	93	83	12-5	3/3	at LA Lakers	L	98	99	33-25
12/10	at Miami	L	92	101	12-6	3/4	at Denver	L	88	104	33-26
12/12	at Orlando	W	86	80	13-6	3/6	PHILADELPHIA	W	107	96	34-26
12/13	CHARLOTTE	W	113	90	14-6	3/8	(#) at Boston	L	102	107	34-27
12/15	GOLDEN STATE	L	93	115	14-7	3/9	BROOKLYN	L	80	93	34-28
12/18	(#) at Washington	W	100	95	15-7	3/12	at Miami	L	81	98	34-29
12/19	OKLAHOMA CITY	L	92	100	15-8	3/13	LA LAKERS	W	96	92	35-29
12/21	at Philadelphia	L	80	99	15-9	3/15	PHOENIX	W	107	94	36-29
12/22	CHICAGO	W	92	75	16-9	3/17	at Brooklyn	W	105	93	37-29
12/26	(#2) DETROIT	W	126	119	17-9	3/18	DALLAS	L	113	127	37-30
12/28	at Cleveland	W	102	94	18-9	3/20	MILWAUKEE	W	98	90	38-30
12/29	INDIANA	W	109	100	19-9	3/22	PORTLAND	L	93	104	38-31
12/31	at Houston	L	104	123	19-10	3/24	at Milwaukee	W	104	99	39-31
1/1	at New Orleans	W	95	86	20-10	3/25	at Indiana	L	94	100	39-32
1/4	at Detroit	L	84	95	20-11	3/27	at Toronto	W	107	88	40-32
1/5	BOSTON	L	81	89	20-12	3/29	at Boston	L	107	118	40-33
1/8	at Minnesota	L	103	108	20-13	3/30	ORLANDO	W	97	88	41-33
1/9	at Cleveland	L	83	99	20-14	4/1	CLEVELAND	W	102	94	42-33
1/11	UTAH	W	103	95	21-14	4/3	NEW YORK	L	82	95	42-34
1/12	at Washington	L	83	93	21-15	4/5	PHILADELPHIA	L	90	101	42-35
1/14	at Chicago	L	58	97	21-16	4/6	at San Antonio	L	97	99	42-36
1/16	BROOKLYN	W	109	95	22-16	4/10	at Philadelphia	W	124	101	43-36
1/18	at Brooklyn	L	89	94	22-17	4/12	MILWAUKEE	W	109	104	44-36
1/19	SAN ANTONIO	L	93	98	22-18	4/16	TORONTO	L	96	113	44-37
1/21	MINNESOTA	W	104	96	23-18	4/17	at New York	L	92	98	44-38
1/23	at Charlotte	W	104	92	24-18						

ATLANTA  
Most points: 139 vs. Utah (3/25)  
Least points: 74 at Chicago (1/3)OPPONENT  
Most points: 133 (Utah, 3/25)  
Least points: 70 (New Jersey, 12/27)

## YEARLY RESULTS: 2013-14



38-44 OVERALL (24-17 at home, 14-27 on the road)

## SEASON STATS

	G	Min	FGM	FGA	Pct	FTM	FTA	Pct	Reb	Asst	PF	Stl	Blk	Pts	Avg
Horford	29	958	238	420	.567	58	85	.682	244	76	56	27	44	538	18.6
Millisap	74	2482	483	1047	.461	286	391	.731	627	232	210	129	78	1328	17.9
Teague	79	2542	456	1040	.438	318	376	.846	208	528	158	89	17	1304	16.5
Korver	71	2409	289	609	.475	87	94	.926	282	208	147	70	24	850	12.0
Carroll	73	2341	302	642	.470	109	141	.773	403	134	188	108	21	810	11.1
Williams	60	1445	197	493	.400	152	179	.849	124	210	65	45	4	625	10.4
Scott	80	1482	301	628	.479	103	132	.780	284	75	121	30	7	767	9.6
Mack	73	1490	209	501	.417	64	74	.865	160	271	100	50	2	544	7.5
Antic	50	925	123	294	.418	50	66	.758	209	58	126	19	12	352	7.0
Brand	73	1414	179	332	.539	61	94	.649	361	74	192	40	88	419	5.7
Martin (TOT)	59	870	111	264	.420	48	65	.738	110	33	71	27	7	329	5.6
Martin (ATL)	53	822	106	256	.414	46	61	.754	105	31	68	26	7	314	5.9
Nunnally	4	54	6	18	.333	3	4	.750	8	2	2	1	1	18	4.5
Ayon	26	429	52	102	.510	8	20	.400	125	28	47	25	10	112	4.3
Jamison (TOT)	22	248	29	92	.315	18	25	.720	55	7	29	9	3	84	3.8
Muscala	20	215	31	73	.425	14	14	1.000	52	7	29	3	10	76	3.8
Schröder	49	641	72	188	.383	29	43	.674	60	93	54	17	0	183	3.7
Jenkins	13	158	16	42	.381	4	4	1.000	22	11	11	1	1	40	3.1
Cunningham	5	22	1	2	.500	0	2	.000	1	3	3	0	0	2	0.4
Pittman	2	3	0	1	.000	0	2	.000	3	0	0	0	0	0	0.0

3-pt. field goals: Atlanta 768-2116 (.363) - Korver 185-392 (.472), Carroll 97-268 (.362), Williams 79-231 (.342), Millisap 76-212 (.358), Teague 74-225 (.329), Mack 62-184 (.337), Scott 62-200 (.310), Antic 56-171 (.327), Martin 56-146 (.384), Schröder 10-42 (.238), Horford 4-11 (.364), Jenkins 4-18 (.222), Nunnally 3-10 (.300). Opponents 654-1793 (.365).

## RESULTS

(#, overtime; #2, double OT; #3, three OT; #4, four OT)

(1) at London, England

Date	Opponent	W/L	At	Opp.	Record	Date	Opponent	W/L	At	Opp.	Record
10/30	at Dallas	L	109	118	0-1	1/25	at Milwaukee	W	112	87	23-20
11/1	TORONTO	W	102	95	1-1	1/27	at Oklahoma City	L	109	111	23-21
11/3	at LA Lakers	L	103	105	1-2	1/31	at Philadelphia	W	125	99	24-21
11/5	at Sacramento	W	105	100	2-2	2/1	MINNESOTA	W	120	113	25-21
11/7	at Denver	L	107	109	2-3	2/4	INDIANA	L	85	89	25-22
11/9	ORLANDO	W	104	94	3-3	2/5	at New Orleans	L	100	105	25-23
11/11	at Charlotte	W	103	94	4-3	2/8	MEMPHIS	L	76	79	25-24
11/13	NEW YORK	L	91	95	4-4	2/11	at Chicago	L	85	100	25-25
11/15	PHILADELPHIA	W	113	103	5-4	2/12	at Toronto	L	83	104	25-26
11/16	at New York	W	110	90	6-4	ALL-STAR BREAK					
11/19	at Miami	L	88	104	6-5	2/18	at Indiana	L	98	108	25-27
11/20	DETROIT	W	93	85	7-5	2/19	WASHINGTON	L	97	114	25-28
11/22	at Detroit	W	96	89	8-5	2/21	at Detroit	L	107	115	25-29
11/23	BOSTON	L	87	94	8-6	2/22	NEW YORK	W	107	98	26-29
11/26	ORLANDO	L	92	09	8-7	2/25	CHICAGO	L	103	107	26-30
11/27	at Houston	L	84	113	8-8	2/26	at Boston	L	104	115	26-31
11/29	DALLAS	W	88	87	9-8						
11/30	at Washington	L	101	108	9-9	3/2	at Phoenix	L	120	129	26-32
12/2	at San Antonio	L	100	109	9-10	3/5	at Portland	L	78	102	26-33
12/4	LA CLIPPERS	W	107	97	10-10	3/7	at Golden State	L	97	111	26-34
12/6	CLEVELAND	W	108	89	11-10	3/10	at LA Clippers	L	108	109	26-35
12/10	OKLAHOMA CITY	L	92	101	11-11	3/13	MILWAUKEE	W	102	97	28-35
12/13	(#) WASHINGTON	W	101	99	12-11	3/15	DENVER	W	97	92	29-35
12/14	at New York	L	106	111	12-12	3/17	at Charlotte	W	97	83	30-35
12/16	LA LAKERS	W	114	100	13-12	3/18	(#) TORONTO	W	118	113	31-35
12/18	SACRAMENTO	W	124	107	14-12	3/21	NEW ORLEANS	L	105	111	31-36
12/20	UTAH	W	118	85	15-12	3/23	at Toronto	L	86	96	31-37
12/23	(#) at Miami	L	119	121	15-13	3/24	PHOENIX	L	95	102	31-38
12/26	(#2) at Cleveland	W	127	125	16-13	3/26	at Minnesota	L	83	93	31-39
12/28	(#) CHARLOTTE	W	118	116	17-13	3/27	PORTLAND	L	95	100	31-40
12/29	at Orlando	L	102	109	17-14	3/29	at Washington	L	97	101	31-41
12/31	at Boston	W	92	91	18-14	3/31	PHILADELPHIA	W	103	95	32-41
1/3	GOLDEN STATE	L	100	101	18-15	4/2	CHICAGO	L	92	105	32-42
1/4	at Chicago	L	84	91	18-16	4/4	CLEVELAND	W	117	98	33-42
1/6	at Brooklyn	L	86	91	18-17	4/6	at Indiana	W	107	88	34-42
1/8	INDIANA	W	97	87	19-17	4/8	DETROIT	L	95	102	34-43
1/10	HOUSTON	W	83	80	20-17	4/9	BOSTON	W	105	97	35-43
1/12	at Memphis	L	101	108	20-18	4/11	at Brooklyn	W	93	88	36-43
1/16	(1) BROOKLYN	W	110	127	20-19	4/14	MIAMI	W	85	98	37-43
1/20	MIAMI	W	121	114	21-19	4/17	CHARLOTTE	L	93	95	37-44
1/22	at Orlando	W	112	109	22-19	4/16	at Milwaukee	W	111	103	38-44
1/24	SAN ANTONIO	L	79	105	22-20						

## YEARLY RESULTS: 2014-15

60-22 OVERALL (35-6 at home, 25-16 on the road)



## SEASON STATS

	G	Min	FGM	FGA	Pct	FTM	FTA	Pct	Reb	Asst	PF	Stl	Blk	Pts	Avg
Millsap	73	2390	443	930	.476	255	337	.757	570	223	201	130	69	1218	16.7
Teague	73	2228	408	887	.460	275	319	.862	184	513	139	125	31	1162	15.9
Horford	76	2318	519	965	.538	107	141	.759	544	244	121	68	98	1156	15.2
Carroll	70	2189	318	653	.487	127	181	.702	372	118	154	94	17	883	12.6
Korver	75	2418	292	600	.487	106	118	.898	304	196	140	52	42	911	12.1
Schröder	77	1516	284	665	.427	148	179	.827	164	317	127	49	4	768	10.0
Scott	68	1123	201	453	.444	61	77	.792	199	75	83	25	3	529	7.8
Antic	63	1037	108	296	.365	88	123	.715	189	49	132	18	14	356	5.7
Jenkins	24	297	49	99	.495	16	19	.842	39	13	15	10	0	135	5.6
Mack	55	833	117	292	.401	25	31	.806	79	155	32	30	2	299	5.4
Sefolosha	52	976	104	249	.418	45	58	.776	223	75	67	53	21	278	5.3
Bazemore	75	1324	141	331	.426	60	100	.600	222	78	127	52	33	390	5.2
Muscala	40	502	83	151	.550	22	25	.880	119	25	52	16	19	197	4.9
Daye (TOT)	34	344	50	141	.355	5	6	.833	75	17	39	12	5	129	3.8
Daye (ATL)	8	76	10	26	.385	1	2	.500	14	8	9	4	2	26	3.3
Brand	36	486	42	95	.442	12	23	.522	100	22	54	17	25	96	2.7
Payne	3	19	2	7	.286	1	2	.500	4	0	4	1	0	5	1.7

3-pt. field goals: Atlanta 818-2152 (.380) - Korver 221-449 (.492), Carroll 120-304 (.395), Millsap 77-216 (.356), Teague 71-207 (.343), Scott 66-192 (.344), Antic 52-173 (.301), Schröder 52-148 (.351), Bazemore 48-132 (.364), Mack 40-127 (.315), Sefolosha 25-78 (.321), Jenkins 21-52 (.404), Horford 11-36 (.306), Muscala 9-22 (.409), Daye 5-14 (.357). Opponents 720-2112 (.341).

## RESULTS

(#, overtime; #2, double OT; #3, three OT; #4, four OT)

Date	Opponent	W/L	AtL	Opp.	Record
10/29	at Toronto	L	102	109	0-1
11/1	INDIANA	W	102	92	1-1
11/5	at San Antonio	L	92	94	1-2
11/7	#2 at Charlotte	L	119	122	1-3
11/8	NEW YORK	W	103	96	2-3
11/10	at New York	W	91	85	3-3
11/12	UTAH	W	100	97	4-3
11/14	MIAMI	W	114	103	5-3
11/15	at Cleveland	L	94	127	5-4
11/18	LA LAKERS	L	109	114	5-5
11/21	DETROIT	W	99	89	6-5
11/25	at Washington	W	106	102	7-5
11/26	TORONTO	L	115	126	7-6
11/28	NEW ORLEANS	W	100	91	8-6
11/29	CHARLOTTE	W	105	75	9-6
12/2	BOSTON	W	109	105	10-6
12/3	at Miami	W	112	102	11-6
12/5	at Brooklyn	W	98	75	12-6
12/7	DENVER	W	96	84	13-6
12/8	at Indiana	W	108	92	14-6
12/10	PHILADELPHIA	W	95	79	15-6
12/12	ORLANDO	W	87	81	16-6
12/13	at Orlando	L	99	100	16-7
12/15	CHICAGO	W	93	86	17-7
12/17	at Cleveland	W	127	98	18-7
12/20	at Houston	W	104	97	19-7
12/22	at Dallas	W	105	102	20-7
12/23	LA CLIPPERS	W	107	104	21-7
12/26	MILWAUKEE	L	77	107	21-8
12/27	at Milwaukee	W	90	85	22-8
12/30	CLEVELAND	W	109	101	23-8
1/2	at Utah	W	98	92	24-8
1/3	at Portland	W	115	107	25-8
1/5	at LA Clippers	W	107	98	26-8
1/7	MEMPHIS	W	96	86	27-8
1/9	at Detroit	W	106	103	28-8
1/11	WASHINGTON	W	120	89	29-8
1/13	at Philadelphia	W	105	87	30-8
1/14	at Boston	W	105	91	31-8
1/16	at Toronto	W	110	89	32-8
1/17	at Chicago	W	107	99	33-8
1/19	DETROIT	W	93	82	34-8



@ATLHawks

ATLANTA  
Most points: 131 vs. Brooklyn (4/4)  
Least points: 77 vs. Milwaukee (12/26)

OPPONENT  
Most points: 127 at Cleveland (11/15)  
Least points: 69 vs. Phoenix (4/7)

## YEARLY RESULTS: 2015-16

48-34 OVERALL (27-14 at home, 21-20 on the road)



## SEASON STATS

	G	Min	FGM	FGA	Pct	FTM	FTA	Pct	Reb	Asst	PF	Stl	Blk	Pts	Avg
Millsap	81	2647	501	1066	.470	309	408	.757	732	265	237	147	139	1385	17.1
Teague	79	2255	434	988	.439	261	312	.837	214	470	167	97	24	1239	15.7
Horford	82	2631	529	1048	.505	103	129	.798	596	263	163	68	121	1249	15.2
Bazemore	75	2083	320	725	.441	123	151	.815	379	171	176	98	38	872	11.6
Schröder	80	1621	329	781	.421	144	182	.791	204	349	138	70	9	879	11.0
Korver	80	2401	268	616	.435	45	54	.833	260	164	161	60	35	739	9.2
Humphries (TOT)	53	835	121	295	.410	67	84	.798	218	36	94	16	23	343	6.5
Humphries (ATL)	21	295	47	101	.465	32	45	.711	71	13	44	10	7	134	6.4
Sefolosha	75	1758	188	372	.505	62	99	.626	334	107	109	85	37	480	6.4
Hardaway Jr.	51	864	114	265	.430	50	56	.893	86	51	48	21	7	326	6.4
Scott	75	1146	176	376	.468	50	63	.794	206	78	102	25	17	464	6.2
Splitter	36	579	81	155	.523	39	48	.813	120	30	71	20	12	201	5.6
Mack	24	179	40	95	.421	9	12	.750	22	38	7	8	14	93	3.9
Muscala	50	565	76	152	.500	31	39	.795	117	34	72	13	27	195	3.3
Hinrich (TOT)	46	631	49	129	.380	15	16	.938	70	73	64	15	2	137	3.0
Hinrich (ATL)	11	76	2	11	.182	0	0	----	12	14	1	2	1	5	0.5
Holiday	26	263	24	73	.329	5	10	.500	27	11	21	13	4	63	2.4
Patterson	35	395	28	80	.350	16	22	.727	50	39	45	9	2	84	2.4
Tavares	11	73	11	19	.579	3	8	.375	21	3	8	1	6	25	2.3

3-pt. field goals: Atlanta 815-2326 (.350) - Korver 158-396 (.399), Teague 110-275 (.400), Bazemore 109-305 (.357), Horford 88-256 (.344), Schröder 77-239 (.322), Millsap 74-232 (.319), Scott 62-158 (.392), Hardaway 48-142 (.338), Sefolosha 42-124 (.339), Muscala 12-39 (.308), Patterson 12-49 (.245), Holiday 10-45 (.222), Humphries 8-31 (.258), Mack 4-27 (.148), Hinrich 1-6 (.167), Splitter 0-2 (.000). Opponents 679-2008 (.338).

## RESULTS

(#, overtime; #2, double OT; #3, three OT; #4, four OT)

Date	Opponent	W/L	AtL	Opp.	Record
10/27	DETROIT	L	94	106	0-1
10/29	at New York	W	112	101	1-1
10/30	CHARLOTTE	W	97	94	2-1
11/1	at Charlotte	W	94	92	3-1
11/3	at Miami	W	98	92	4-1
11/4	BROOKLYN	W	101	87	5-1
11/6	at New Orleans	W	121	115	6-1
11/7	WASHINGTON	W	114	99	7-1
11/9	MINNESOTA	L	107	117	7-2
11/11	NEW ORLEANS	W	106	98	8-2
11/13	at Boston	L	93	106	8-3
11/15	UTAH	L	96	97	8-4
11/17	at Brooklyn	L	88	90	8-5
11/18	SACRAMENTO	W	103	97	9-5
11/21	at Cleveland	L	97	109	9-6
11/24	BOSTON	W	121	97	10-6
11/25	at Minnesota	L	95	99	10-7
11/27	at Memphis	W	116	101	11-7
11/28	at San Antonio	L	88	108	11-8
11/30	OKLAHOMA CITY	W	106	100	12-8
12/2	TORONTO	L	86	96	12-9
12/4	LA LAKERS	W	100	87	13-9
12/9	at Dallas	W	98	95	14-9
12/10	at Oklahoma City	L	94	107	14-10
12/12	SAN ANTONIO	L	78	103	14-11
12/14	MIAMI	L	88	100	14-12
12/16	PHILADELPHIA	W	127	106	15-12
12/18	at Boston	W	109	101	16-12
12/20	at Orlando	W	103	100	17-12
12/21	PORTLAND	W	106	97	18-12
12/23	DETROIT	W	107	100	19-12
12/26	NEW YORK	W	117	98	20-12
12/28	at Indiana	L	87	93	20-13
12/29	at Houston	W	121	115	21-13
1/3	at New York	L	97	111	21-14
1/5	NEW YORK	L	101	107	21-15
1/7	at Philadelphia	W	126	98	22-15
1/9	CHICAGO	W	120	105	23-15
1/13	at Charlotte	L	84	107	23-16
1/15	# at Milwaukee	L	101	108	23-17
1/16	BROOKLYN	W	114	86	24-17
1/18	ORLANDO	W	98	81	25-17

ATLANTA  
Most points: 127 vs. Philadelphia (12/16)  
Least points: 78 vs. San Antonio (12/12)

OPPONENT  
Most points: 117 four times  
Least points: 75 vs. Indiana (3/13)

## YEARLY RESULTS: 2016-17

43-39 OVERALL (23-18 at home, 20-21 on the road)



## SEASON STATS

	G	Min	FGM	FGA	Pct	FTM	FTA	Pct	Reb	Asst	PF	Stl	Blk	Pts	Avg
Millsap	69	2343	430	972	.442	311	405	.768	533	252	186	90	62	1246	18.1
Schröder	79	2485	548	1214	.451	218	255	.855	248	499	149	74	16	1414	17.9
Hardaway Jr.	79	2154	415	912	.455	164	214	.766	224	182	103	55	15	1145	14.5
Howard	74	2199	388	613	.633	226	424	.533	940	104	203	64	92	1002	13.5
Ilyasova (TOT)	82	2142	384	890	.431	161	207	.778	481	140	211	58	23	1071	13.1
Ilyasova (ATL)	26	633	93	226	.412	52	65	.800	151	42	73	22	8	270	10.4
Bazemore	73	1963	295	721	.409	119	168	.708	231	177	165	91	52	801	11.0
Korver	32	894	108	246	.439	24	27	.889	89	75	47	23	13	305	9.5
Sefolosha	62	1596	174	395	.441	55	75	.733	270	107	97	96	31	444	7.2
Muscala	70	1237	170	337	.504	49	64	.766	239	95	97	30	41	435	6.2
Prince	59	981	114	285	.400	74	94	.787	157	55	96	43	27	335	5.7
Delaney	73	1248	145	388	.374	75	93	.806	123	193	112	39	1	391	5.4
Dunleavy (TOT)	53	841	93	220	.423	36	45	.800	116	50	67	15	7	275	5.2
Dunleavy (ATL)	30	475	57	130	.438	22	26	.846	69	30	35	9	5	169	5.6
Humphries	56	689	87	214	.407	64	82	.780	206	29	69	15	21	257	4.6
Calderon (TOT)	41	539	55	134	.410	11	12	.917	74	88	36	11	1	141	3.4
Calderon (ATL)	17	247	23	57	.404	7	8	.875	32	37	14	4	0	61	3.6
Bembry	38	371	47	98	.480	6	16	.375	59	29	21	8	5	101	2.7
Scott	18	195	17	59	.288	7	8	.875	37	17	12	4	3	45	2.5
Neal	2	18	0	7	.000	4	4	1.000	1	1	0	0	0	2	2.0
Tavares	1	4	1	1	1.000	0	2	.000	1	0	0	0	0	2	2.0
Patterson	5	40	3	15	.200	2	3	.667	7	6	6	1	0	9	1.8
Kelly	16	110	8	28	.286	5	6	.833	18	8	5	4	5	25	1.6

3-pt. field goals: Atlanta 729-2137 (.341) - Hardaway Jr. 149-417 (.357), Schröder 100-294 (.340), Bazemore 92-266 (.346), Millsap 75-241 (.311), Korver 65-159 (.409), Muscala 46-110 (.418), Sefolosha 41-120 (.342), Dunleavy 33-77 (.429), Prince 33-102 (.324), Ilyasova 32-92 (.348), Delaney 26-110 (.236), Humphries 19-54 (.352), Calderon 8-30 (.267), Kelly 4-10 (.400), Scott 4-27 (.148), Bembry 1-18 (.056), Patterson 1-6 (.167). Opponents 893-2502 (.357).

## RESULTS

(#, overtime; #2, double OT; #3, three OT; #4, four OT)

Date	Opponent	W/L	Atl.	Opp.	Record	Date	Opponent	W/L	Atl.	Opp.	Record
10/27	WASHINGTON	W	114	99	1-0	1/18	at Detroit	L	95	118	24-18
10/29	at Philadelphia	W	104	72	2-0	1/20	CHICAGO	W	102	93	25-18
10/31	SACRAMENTO	W	106	95	3-0	1/21	PHILADELPHIA	W	110	93	26-18
						1/23	LA CLIPPERS	L	105	115	26-19
11/2	LA LAKERS	L	116	123	3-1	1/25	at Chicago	W	119	114	27-19
11/4	at Washington	L	92	95	3-2	1/27	WASHINGTON	L	86	112	27-20
11/5	HOUSTON	W	112	97	4-2	1/29	#4 NEW YORK	W	142	139	28-20
11/8	at Cleveland	W	110	106	5-2						
11/9	CHICAGO	W	115	107	6-2	2/1	at Miami	L	93	116	28-21
11/12	PHILADELPHIA	W	117	96	7-2	2/2	at Houston	W	113	108	29-21
11/15	at Miami	W	93	90	8-2	2/4	ORLANDO	W	113	86	30-21
11/16	MILWAUKEE	W	107	100	9-2	2/6	UTAH	L	95	120	30-22
11/18	at Charlotte	L	96	100	9-3	2/8	DENVER	W	117	106	31-22
11/20	at New York	L	94	104	9-4	2/10	at Sacramento	L	107	108	31-23
11/22	NEW ORLEANS	L	94	112	9-5	2/13	# at Portland	W	109	104	32-23
11/23	at Indiana	L	96	85	10-5	2/15	at LA Clippers	L	84	99	32-24
11/25	at Utah	L	68	95	10-6						
11/27	at LA Lakers	L	94	109	10-7	2/24	MIAMI	L	90	108	32-25
11/28	at Golden State	L	100	105	10-8	2/25	at Orlando	L	86	105	32-26
11/30	at Phoenix	L	107	109	10-9	2/27	at Boston	W	114	98	33-26
12/2	DETROIT	L	85	121	10-10	3/1	DALLAS	W	100	95	34-26
12/3	at Toronto	L	84	128	10-11	3/3	CLEVELAND	L	130	135	34-27
12/5	OKLAHOMA CITY	L	99	102	10-12	3/5	INDIANA	L	96	97	34-28
12/7	MIAMI	W	103	95	11-12	3/6	GOLDEN STATE	L	111	119	34-29
12/9	at Milwaukee	W	114	110	12-12	3/8	BROOKLYN	W	110	105	35-29
12/13	ORLANDO	L	120	131	12-13	3/10	TORONTO	W	105	99	36-29
12/16	at Toronto	W	125	121	13-13	3/11	at Memphis	W	107	90	37-29
12/17	CHARLOTTE	L	99	107	13-14	3/13	at San Antonio	L	99	107	37-30
12/19	at Oklahoma City	W	110	108	14-14	3/16	MEMPHIS	L	91	103	37-31
12/21	MINNESOTA	L	84	92	14-15	3/18	PORTLAND	L	97	113	37-32
12/23	at Denver	W	109	108	15-15	3/20	at Charlotte	L	90	105	37-33
12/26	at Minnesota	L	90	104	15-16	3/22	at Washington	L	100	104	37-34
12/28	# NEW YORK	W	102	98	16-16	3/24	at Milwaukee	L	97	100	37-35
12/30	DETROIT	W	105	98	17-16	3/26	BROOKLYN	L	92	107	37-36
1/1	# SAN ANTONIO	W	114	112	18-16	3/28	PHOENIX	W	95	91	38-36
1/4	at Orlando	W	111	92	19-16	3/29	at Philadelphia	W	99	92	39-36
1/5	at New Orleans	W	99	94	20-16	4/1	at Chicago	L	104	106	39-37
1/7	at Dallas	W	97	82	21-16	4/2	at Brooklyn	L	82	91	39-38
1/10	at Brooklyn	W	117	97	22-16	4/6	BOSTON	W	123	116	40-38
1/13	BOSTON	L	101	103	22-17	4/7	at Cleveland	W	114	100	41-38
1/15	MILWAUKEE	W	111	98	23-17	4/9	# CLEVELAND	W	126	125	42-38
1/16	at New York	W	108	107	24-17	4/11	CHARLOTTE	W	103	76	43-38
						4/12	at Indiana	L	86	104	43-39

ATLANTA  
Most points: 142 vs. New York (1/29)  
Least points: 68 at Utah (11/25)

OPPONENT  
Most points: 139 vs. New York (1/29)  
Least points: 72 at Philadelphia (10/29)

## MAJOR TRANSACTIONS: 1968 - 2017

August 9, 2017	.....	Signed Luke Babbitt.
July 31, 2017	.....	Requested waivers on Diamond Stone.
July 25, 2017	.....	Re-signed Mike Muscala.
July 25, 2017	.....	Named Josh Longstaff Head Coach of the Erie BayHawks of the NBA G League.
July 22, 2017	.....	Claimed Nicolas Brussino off waivers.
July 21, 2017	.....	Re-signed Ersan Ilyasova, and signed Dewayne Dedmon.
July 14, 2017	.....	Signed rookie Tyler Dorsey.
July 7, 2017	.....	Requested waivers on Jamal Crawford.
July 7, 2017	.....	Named Chris Jent as an assistant coach.
July 6, 2017	.....	Acquired a 2018 first-round pick, Diamond Stone, Jamal Crawford and cash considerations from the Los Angeles Clippers, as Atlanta sends a 2019 second-round pick to the Denver Nuggets ... As part of the three-team trade, the Clippers receive Denver forward Danilo Gallinari.
July 1, 2017	.....	Signed rookie John Collins.
June 30, 2017	.....	Requested waivers on Mike Dunleavy.
June 28, 2017	.....	Traded Ryan Kelly to the Houston Rockets in exchange for draft considerations.
June 22, 2017	.....	Selected John Collins (19th overall), Tyler Dorsey (41st overall) and Alpha Kaba (60th overall) in the 2017 NBA Draft.
June 20, 2017	.....	Acquired Marco Belinelli, Miles Plumlee and the 41st overall pick in the 2017 NBA Draft from the Charlotte Hornets in exchange for Dwight Howard and the 31st overall pick in the 2017 NBA Draft.
May 25, 2017	.....	Named Travis Schlenk as General Manager/Head of Basketball Operations.
May 5, 2017	.....	Announced basketball operations reorganization; Mike Budenholzer continues as head coach while resigning his position as President of Basketball Operations, while Wes Wilcox is named as a special advisor to ownership.
April 11, 2017	.....	Named Malik Rose as General Manager of the Erie BayHawks of the NBA Development League.
March 19, 2017	.....	Recalled DeAndre' Bembry from Salt Lake City of the NBA Development League.
March 14, 2017	.....	Assigned DeAndre' Bembry to Salt Lake City of the NBA Development League.
March 4, 2017	.....	Claimed Jose Calderon off waivers.
February 26, 2017	.....	Requested waivers on Lamar Patterson.
February 24, 2017	.....	Signed Ryan Kelly and Lamar Patterson to multi-year contracts.
February 23, 2017	.....	Acquired a future protected second-round draft pick and cash considerations from the Phoenix Suns in exchange for Mike Scott.
February 22, 2017	.....	Acquired Ersan Ilyasova from the Philadelphia 76ers in exchange for Tiago Splitter, Miami's protected 2017 second-round draft pick and the right to swap the lesser of Philadelphia's 2017 second-round picks with Atlanta's own 2017 second-round pick.
February 8, 2017	.....	Signed Lamar Patterson to a second 10-day contract.
February 4, 2017	.....	Recalled Taurean Prince from Long Island of the NBA Development League.
February 3, 2017	.....	Assigned Taurean Prince to Long Island of the NBA Development League.
January 29, 2017	.....	Signed Lamar Patterson to a 10-day contract.
January 18, 2017	.....	Signed Gary Neal to a 10-day contract.
January 18, 2017	.....	Acquired the draft rights to Cenk Akyol and a traded player exception from Denver in exchange for Mo Williams.
January 7, 2017	.....	Acquired a future first-round draft pick along with Mike Dunleavy and Mo Williams from the Cleveland Cavaliers in exchange for Kyle Korver.
January 6, 2017	.....	Requested waivers on Ryan Kelly.
January 6, 2017	.....	Recalled Taurean Prince and Mike Scott from Long Island of the NBA Development League.
January 1, 2017	.....	Assigned Mike Scott to Long Island of the NBA Development League.
December 29, 2016	.....	Assigned Taurean Prince to Long Island of the NBA Development League.
December 23, 2016	.....	Recalled DeAndre' Bembry from Salt Lake City of the NBA Development League.
December 21, 2016	.....	Assigned DeAndre' Bembry to Salt Lake City of the NBA Development League.
December 17, 2016	.....	Recalled Mike Scott from Long Island of the NBA Development League.
December 13, 2016	.....	Assigned Mike Scott to Long Island of the NBA Development League.
December 12, 2016	.....	Recalled DeAndre' Bembry from Salt Lake City of the NBA Development League.
December 10, 2016	.....	Assigned DeAndre' Bembry to Salt Lake City of the NBA Development League.
December 9, 2016	.....	Recalled Mike Scott from Delaware of the NBA Development League.
December 6, 2016	.....	Assigned Mike Scott to Delaware of the NBA Development League.
December 2, 2016	.....	Recalled DeAndre' Bembry from Salt Lake City of the NBA Development League.
November 30, 2016	.....	Assigned DeAndre' Bembry to Salt Lake City of the NBA Development League.
October 31, 2016	.....	Signed Ryan Kelly.
October 31, 2016	.....	Requested waivers on Edy Tavares.
October 26, 2016	.....	Signed Dennis Schröder to a multi-year contract extension.
October 22, 2016	.....	Requested waivers on Josh Magette.
October 21, 2016	.....	Requested waivers on Will Bynum.
October 20, 2016	.....	Requested waivers on Jarrett Jack.
October 19, 2016	.....	Requested waivers on Ryan Kelly.
October 17, 2016	.....	Requested waivers on Matt Costello.
October 3, 2016	.....	Signed Josh Magette.
October 1, 2016	.....	Requested waivers on Richard Solomon.
September 20, 2016	.....	Signed Will Bynum, Ryan Kelly and Richard Solomon.
July 26, 2016	.....	Signed Matt Costello.
July 15, 2016	.....	Re-signed Kris Humphries; Signed Jarrett Jack and Malcolm Delaney.
July 15, 2016	.....	Signed rookies Taurean Prince and DeAndre' Bembry.
July 12, 2016	.....	Requested waivers on Lamar Patterson.
July 12, 2016	.....	Signed free agent Dwight Howard.
July 7, 2016	.....	Acquired rights to Taurean Prince from the Utah Jazz as part of a three-team trade, with Jeff Teague going to the Indiana Pacers.
July 7, 2016	.....	Re-signed Kent Bazemore.
June 29, 2016	.....	Picked up contract option on Mike Muscala for 2016-17 season.
June 24, 2016	.....	Selected DeAndre' Bembry (21st overall) and Isala Cordinier (44th overall) in the 2016 NBA Draft ... Atlanta also selected Kay Felder (54th overall) and sent his draft rights to the Cleveland Cavaliers in exchange for cash considerations.
June 2, 2016	.....	Promoted Jeff Peterson to Assistant General Manager.
April 21, 2016	.....	Recalled Lamar Patterson and Edy Tavares from Austin of the NBA Development League.
April 20, 2016	.....	Assigned Lamar Patterson to Austin of the NBA Development League.
April 19, 2016	.....	Recalled Lamar Patterson from Austin of the NBA Development League.



## MAJOR TRANSACTIONS: 1968 - 2017, CONT.

April 17, 2016	Assigned Lamar Patterson to Austin of the NBA Development League.
April 15, 2016	Recalled Lamar Patterson from Austin of the NBA Development League.
March 29, 2016	Assigned Lamar Patterson to Austin of the NBA Development League.
March 25, 2016	Recalled Lamar Patterson from Canton of the NBA Development League.
March 6, 2016	Assigned Edy Tavares to Austin of the NBA Development League.
March 4, 2016	Recalled Edy Tavares from Bakersfield of the NBA Development League.
March 2, 2016	Assigned Edy Tavares to Bakersfield of the NBA Development League.
March 1, 2016	Signed free agent Kris Humphries.
March 1, 2016	Assigned Lamar Patterson to Canton of the NBA Development League.
February 28, 2016	Recalled Lamar Patterson and Edy Tavares from Austin of the NBA Development League.
February 26, 2016	Assigned Lamar Patterson and Edy Tavares to Austin of the NBA Development League.
February 18, 2016	Acquired Kirk Hinrich from Chicago as part of a three-team transaction with Shelvin Mack being traded to Utah and Justin Holiday and the Jazz's 2018 second-round draft pick (Denver's selection) traded to Chicago.
February 12, 2016	Recalled Edy Tavares from Austin of the NBA Development League.
February 8, 2016	Assigned Edy Tavares to Austin of the NBA Development League.
February 1, 2016	Recalled Edy Tavares from Austin of the NBA Development League.
January 27, 2016	Assigned Edy Tavares to Austin of the NBA Development League.
January 17, 2016	Recalled Lamar Patterson and Edy Tavares from Austin of the NBA Development League.
January 13, 2016	Assigned Lamar Patterson and Edy Tavares to Austin of the NBA Development League.
January 3, 2016	Recalled Tim Hardaway Jr. from Austin of the NBA Development League.
December 31, 2015	Recalled Edy Tavares from Austin of the NBA Development League.
December 30, 2015	Assigned Edy Tavares to Austin of the NBA Development League.
December 28, 2015	Assigned Tim Hardaway Jr. to Austin of the NBA Development League.
December 21, 2015	Recalled Edy Tavares from Austin of the NBA Development League.
December 17, 2015	Assigned Edy Tavares to Austin of the NBA Development League.
December 6, 2015	Recalled Tim Hardaway Jr. and Edy Tavares from Canton and Lamar Patterson from Austin of the NBA Development League.
December 5, 2015	Assigned Lamar Patterson to Austin of the NBA Development League.
December 3, 2015	Assigned Tim Hardaway Jr. and Edy Tavares to Canton of the NBA Development League.
November 15, 2015	Recalled Lamar Patterson and Edy Tavares from Austin of the NBA Development League.
November 13, 2015	Assigned Lamar Patterson to Austin of the NBA Development League.
November 11, 2015	Assigned Edy Tavares to Austin of the NBA Development League.
October 27, 2015	Exercised fourth-year contract options on Tim Hardaway Jr. and Dennis Schröder.
October 24, 2015	Waived Earl Barron and DeQuan Jones.
October 22, 2015	Waived Terran Petteway.
October 10, 2015	Waived Arsalan Kazemi and Edgar Sosa.
September 29, 2015	Signed Arsalan Kazemi.
September 25, 2015	Signed Earl Barron, DeQuan Jones and Edgar Sosa, and waived Jason Richardson.
September 18, 2015	Named Michael Blackstone as Assistant General Manager, John Treloar Director of Player Personnel, Malik Rose as Manager of Basketball Operations, Dotun Akinwale as Manager of Scouting, Matt Elijah as Manager of Basketball Administration, Daniel Starkman as Coordinator of Basketball Operations and David Painter as Director of Basketball Facilities ... Promoted Jeff Peterson to Director of Scouting and Naya-Joi Martin to Manager of Player Programs.
August 28, 2015	Named Keke Lyles Executive Director of Player Performance, Art Home Head Athletic Trainer, Mike Roncarati Director of Rehabilitation and Chris Chase Athletic Performance Coach.
August 18, 2015	Signed Jason Richardson.
July 24, 2015	Signed Lamar Patterson and Terran Petteway.
July 9, 2015	Signed Justin Holiday.
July 9, 2015	Signed Walter "Edy" Tavares.
July 9, 2015	Re-signed Paul Millsap.
July 9, 2015	Acquired Tiago Splitter from the San Antonio Spurs in exchange for the draft rights to Georgios Printezis and a future second-round pick.
July 9, 2015	Requested waivers on Austin Daye.
June 30, 2015	Announced the promotions of Head Coach Mike Budenholzer to President of Basketball Operations and Wes Wilcox to General Manager.
June 25, 2015	Acquired Tim Hardaway Jr. from the New York Knicks, and selected Marcus Eriksson and Dimitrios Agravanis in the 2015 NBA Draft.
June 24, 2015	NBA Board of Governors approves sale of the Hawks to an ownership group led by Tony Ressler.
June 1, 2015	Hawks announce new primary and secondary logos.
April 29, 2015	Kyle Korver wins NBA Sportsmanship Award.
April 21, 2015	Mike Budenholzer named NBA Coach of the Year.
April 4, 2015	Signed Austin Daye to a multi-year contract.
March 25, 2015	Signed Austin Daye to a second 10-day contract.
March 15, 2015	Signed Austin Daye to a 10-day contract.
March 5, 2015	Signed Jarrell Eddie to a 10-day contract.
March 2, 2015	Recalled Mike Muscala from Fort Wayne of the NBA Development League.
March 1, 2015	Assigned Mike Muscala to Fort Wayne of the NBA Development League.
February 10, 2015	Traded Adreian Payne to Minnesota in exchange for a future first round draft pick.
February 8, 2015	Recalled Mike Muscala from Fort Wayne of the NBA Development League.
February 7, 2015	Assigned Mike Muscala to Fort Wayne of the NBA Development League.
January 20, 2015	Recalled John Jenkins from Idaho of the NBA Development League.
January 12, 2015	Recalled Adreian Payne from Austin of the NBA Development League.
December 30, 2014	Assigned John Jenkins to Idaho and Adreian Payne to Austin of the NBA Development League, pursuant to the flexible assignment rule.
December 29, 2014	Recalled Mike Muscala from Fort Wayne of the NBA Development League.
December 28, 2014	Assigned Mike Muscala to Fort Wayne of the NBA Development League.
December 22, 2014	Recalled Adreian Payne from Austin of the NBA Development League.
December 20, 2014	Recalled Mike Muscala from Fort Wayne of the NBA Development League.
December 9, 2014	Assigned Adreian Payne to Austin of the NBA Development League, pursuant to the flexible assignment rule.
December 8, 2014	Recalled John Jenkins and Mike Muscala from Fort Wayne of the NBA Development League.
December 6, 2014	Recalled Adreian Payne from Fort Wayne of the NBA Development League and assigned Mike Muscala to Fort Wayne.
November 28, 2014	Assigned John Jenkins and Adreian Payne to Fort Wayne of the NBA Development League.

## MAJOR TRANSACTIONS: 1968 - 2017, CONT.

November 23, 2014	Recalled Adreian Payne from Fort Wayne of the NBA Development League.
November 20, 2014	Assigned Adreian Payne to Fort Wayne of the NBA Development League.
October 21, 2014	Waived Jarrell Eddie and Dexter Pittman.
September 29, 2014	Signed Jarrell Eddie and Dexter Pittman.
September 23, 2014	Re-signed Elton Brand and signed Kent Bazemore.
August 26, 2014	Re-signed Mike Scott.
August 22, 2014	Re-signed Shelvin Mack.
August 20, 2014	Named Charles Lee and Ben Sullivan as assistant coaches.
August 4, 2014	Named Neven Spahija assistant coach.
July 25, 2014	Signed 2014 first-round pick Adreian Payne.
July 15, 2014	Acquired Thabo Sefolosha in a sign-and-trade transaction from the Oklahoma City Thunder, along with the draft rights to Giorgos Printezis in exchange for the draft rights to Sofoklis Schortsanitis.
July 11, 2014	Requested waivers on John Salmons.
June 30, 2014	Acquired a 2015 second-round pick and John Salmons from Toronto in exchange for Lou Williams and the draft rights to Lucas Nogueira.
June 27, 2014	Selected Adreian Payne (15th overall) and Walter Tavares (43rd overall) in the 2014 NBA Draft, later acquiring the draft rights to Lamar Patterson (48th overall) from Milwaukee in exchange for a future second-round pick.
April 13, 2014	Steve Koonin named CEO of Atlanta Hawks and Philips Arena.
February 27, 2014	Released Dexter Pittman and signed Mike Muscala.
February 22, 2014	Requested waivers on Jared Cunningham and signed Dexter Pittman to a 10-day contract.
February 21, 2014	Signed Cartier Martin for the remainder of the season, requested waivers on Antawn Jamison and recalled Jared Cunningham from Bakersfield of the NBA Development League.
February 20, 2014	Acquired Antawn Jamison from the Los Angeles Clippers in exchange for the draft rights to Cenk Akyol.
February 11, 2014	Signed Cartier Martin to a second 10-day contract.
February 4, 2014	Assigned Jared Cunningham to Bakersfield of the NBA Development League.
February 1, 2014	Signed Cartier Martin to a 10-day contract.
January 25, 2014	Recalled Jared Cunningham from Bakersfield of the NBA Development League.
January 22, 2014	Signed James Nunnally to a second 10-day contract.
January 11, 2014	Signed James Nunnally to a 10-day contract.
January 7, 2014	Waived Cartier Martin.
January 1, 2014	Assigned Jared Cunningham to Bakersfield of the NBA Development League.
December 29, 2013	Recalled Jared Cunningham from Bakersfield of the NBA Development League.
December 16, 2013	Recalled Dennis Schröder from Bakersfield of the NBA Development League and assigned Jared Cunningham.
December 13, 2013	Recalled John Jenkins from Bakersfield of the NBA Development League.
December 6, 2013	Recalled Jared Cunningham from Bakersfield of the NBA Development League and assigned John Jenkins.
December 4, 2013	Assigned Dennis Schröder to Bakersfield of the NBA Development League.
November 11, 2013	Assigned Jared Cunningham to Bakersfield of the NBA Development League.
October 31, 2013	Exercised the 2014-15 contract option on John Jenkins.
October 26, 2013	Waived Eric Dawson.
October 25, 2013	Waived Royal Ivey.
October 21, 2013	Waived James Johnson.
October 15, 2013	Signed free agent Cartier Martin.
October 14, 2013	Waived David Lighty, Adonis Thomas and Damien Wilkins.
September 30, 2013	Signed Eric Dawson, Royal Ivey, James Johnson, David Lighty, Adonis Thomas and Damien Wilkins.
August 3, 2013	Signed DeMarre Carroll.
August 2, 2013	Name Jim Thomas assistant coach.
July 29, 2013	Awarded Gustavo Ayon off waivers.
July 25, 2013	Signed Pero Antic.
July 15, 2013	Signed Elton Brand.
July 13, 2013	Matched the Milwaukee Bucks' offer sheet for restricted free agent Jeff Teague.
July 12, 2013	Signed Kyle Korver to new contract.
July 11, 2013	Named Taylor Jenkins assistant coach.
July 11, 2013	Signed Dennis Schröder.
July 10, 2013	Signed Paul Millsap.
June 27, 2013	Selected Dennis Schröder with the 17th pick of the 2013 NBA Draft, also acquiring the rights to Lucas Nogueira (the 16th pick), Mike Muscala (the 44th pick) and Jared Cunningham from Dallas in exchange for the rights to Shane Larkin (the 18th pick) ... Also acquired a 2015 second-round pick from the Utah Jazz in exchange for Raul Neto, and a conditional 2017 second-round pick from the Miami Heat in exchange for James Ennis.
June 15, 2013	Named Darvin Ham assistant coach.
June 10, 2013	Named Quin Snyder assistant coach.
May 28, 2013	Named Mike Budenholzer head coach.
March 26, 2013	Signed Shelvin Mack for the remainder of the season.
March 16, 2013	Signed Shelvin Mack to a second 10-day contract.
March 6, 2013	Recalled Mike Scott from Bakersfield of the NBA Development League ... Waived Jeremy Tyler ... Signed Shelvin Mack to a 10-day contract.
March 1, 2013	Assigned Mike Scott to Bakersfield of the NBA Development League.
February 21, 2013	Acquired Dahntay Jones from Dallas in exchange for Anthony Morrow ... Acquired Jeremy Tyler and cash considerations from Golden State in exchange for future draft considerations.
February 2, 2013	Signed Jannero Pargo to a second 10-day contract.
January 21, 2013	Signed Jannero Pargo to a 10-day contract.
December 11, 2012	Recalled Mike Scott from Bakersfield of the NBA Development League.
December 5, 2012	Recalled John Jenkins from Bakersfield of the NBA Development League.
November 31, 2012	Assigned John Jenkins and Mike Scott to Bakersfield of the NBA Development League.
October 27, 2012	Waived James Anderson and Damian James.
October 17, 2012	Waived Carlisle Johnson.
October 11, 2012	Waived Keith Benson and Isma'il Muhammad.
October 1, 2012	Signed free agent Isma'il Muhammad.
September 27, 2012	Signed free agents James Anderson, Keith Benson, Damian James, Carlisle Johnson and Anthony Tolliver.
September 18, 2012	Re-signed restricted free agent Ivan Johnson.
September 17, 2012	Requested waivers on Jordan Williams.

## MAJOR TRANSACTIONS: 1968 - 2017, CONT.

September 6, 2012	Signed second-round draft pick Mike Scott.
August 28, 2012	Named Kenny Atkinson Assistant Coach/Player Development, Bob Weiss Assistant Coach/Consultant, Rick Sund Senior Advisor, Basketball Operations and Jeff Watkinson Strength and Conditioning Coach.
July 30, 2012	Completed a sign-and-trade transaction that sent Willie Green to the LA Clippers in exchange for the rights to Sofoklis Schortsanitis.
July 16, 2012	Acquired Kyle Korver from the Chicago Bulls in exchange for cash considerations.
July 16, 2012	Requested waivers on Jordan Farmar.
July 12, 2012	Signed free agent Lou Williams.
July 11, 2012	Acquired Anthony Morrow, Jordan Farmar, DeShawn Stevenson, Johan Petro, Jordan Williams, a first-round pick, a second-round pick and draft considerations from the Brooklyn Nets in exchange for Joe Johnson.
July 11, 2012	Acquired Devin Harris from the Utah Jazz in exchange for Marvin Williams.
July 10, 2012	Signed John Jenkins.
July 3, 2012	Named Wes Wilcox Assistant General Manager.
June 28, 2012	Selected John Jenkins (23rd overall) and Mike Scott (43rd overall) in 2012 NBA Draft.
June 25, 2012	Danny Ferry named President of Basketball Operations and General Manager.
May 18, 2012	Hawks pick up contract option for head coach Larry Drew.
April 27, 2012	Ivan Johnson named Eastern Conference Rookie of the Month.
March 26, 2012	Joe Johnson named Eastern Conference Player of the Week.
March 15, 2012	Hawks trade a 2012 second-round pick to the Golden State Warriors in exchange for cash considerations.
March 1, 2012	Signed Erick Dampier for the remainder of the season.
February 19, 2012	Signed Erick Dampier to a second 10-day contract.
February 9, 2012	Signed Erick Dampier to a 10-day contract.
January 26, 2012	Requested waivers on Donald Sloan.
December 23, 2011	Requested waivers on Keith Benson, Magnum Rolle, Pape Sy and Brad Wanamaker.
December 22, 2011	Signed Willie Green.
December 20, 2011	Signed Jannero Pargo.
December 17, 2011	Requested waivers on Charles Garcia and Zach Graham.
December 12, 2011	Signed Brad Wanamaker.
December 9, 2011	Signed second-round pick Keith Benson ... Signed free agents Tracy McGrady, Vladimir Radmanovic, Jerry Stackhouse, Charles Garcia, Zach Graham, Ivan Johnson and Donald Sloan ... Re-signed Jason Collins.
June 23, 2011	Selected Keith Benson with the 48th overall pick (2nd round) of the 2011 NBA Draft.
April 11, 2011	Signed free agent Magnum Rolle.
March 2, 2011	Recalled Pape Sy from the Utah Flash of the NBA Development League.
February 23, 2011	Acquired Kirk Hinrich and Hilton Armstrong from Washington in exchange for Mike Bibby, Maurice Evans, Jordan Crawford and a draft pick.
January 28, 2011	Signed Damien Wilkins for the remainder of the season.
January 18, 2011	Signed Damien Wilkins to a second 10-day contract.
January 8, 2011	Signed Damien Wilkins to a 10-day contract.
January 5, 2011	Requested waivers on Damien Wilkins.
December 27, 2010	Assigned Pape Sy to the Utah Flash of the NBA Development League.
December 3, 2010	Signed Damien Wilkins.
November 1, 2010	Agreed to a multi-year contract extension with Al Horford.
October 20, 2010	Released Evan Brock, Richard Delk and Ricardo Marsh.
September 24, 2010	Signed Evan Brock, Richard Delk and Ricardo Marsh.
September 15, 2010	Signed Pape Sy.
September 8, 2010	Named Nick Van Exel as Player Development Instructor.
September 2, 2010	Signed Etan Thomas.
July 29, 2010	Re-signed Jason Collins.
July 28, 2010	Named Kenny Gattison an assistant coach.
July 26, 2010	Josh Powell signed to a contract.
July 14, 2010	Acquired second-round pick from Phoenix, in exchange for Josh Childress.
July 9, 2010	Signed rookie guard Jordan Crawford.
July 8, 2010	Re-signed unrestricted free agent Joe Johnson.
July 8, 2010	Named Lester Conner, Bob Bender and Tyrone Hill assistant coaches, and Greg Ballard as scout.
June 24, 2010	Acquired Jordan Crawford, along with rights to Tibor Pleiss, in a draft night trade from New Jersey, in exchange for the rights to Damian James ... Pleiss' rights are traded to the Oklahoma City Thunder in exchange for cash considerations.
June 18, 2010	Philips Arena President Bob Williams named President of the Hawks.
June 13, 2010	Larry Drew named head coach.
May 6, 2010	Joe Johnson named All-NBA third team.
May 5, 2010	Josh Smith named to NBA's All-Defensive second team.
April 27, 2010	Jamal Crawford named the winner of the NBA's Sixth Man Award.
February 1, 2010	Signed Mario West for the remainder of the season.
January 22, 2010	Signed Mario West to a second 10-day contract.
January 12, 2010	Signed Mario West to a 10-day contract.
January 5, 2010	Waived Othello Hunter.
October 21, 2009	Waived Garret Siler, Courtney Sims and Mario West.
October 20, 2009	Waived Juan Dixon and Mike Wilks.
October 13, 2009	Waived Aaron Miles and Frank Robinson.
September 25, 2009	Signed Juan Dixon, Othello Hunter, Aaron Miles, Frank Robinson, Garret Siler, Courtney Sims, Mario West and Mike Wilks.
September 2, 2009	Signed Jason Collins.
August 25, 2009	Signed Joe Smith.
August 7, 2009	Re-signed Marvin Williams.
July 20, 2009	Signed Jeff Teague.
July 14, 2009	Acquired a second-round draft pick, cash and future considerations from Houston in exchange for David Andersen.
July 13, 2009	Signed Mike Bibby and Zaza Pachulia to new contracts.
June 25, 2009	Acquired Jamal Crawford from Golden State in exchange for Acie Law IV and Speedy Claxton.
June 25, 2009	Selected Jeff Teague (19th overall) and Sergiy Gladys (49th) in the 2009 NBA Draft.
February 23, 2009	Recalled Thomas Gardner and Othello Hunter from the Anaheim Arsenal of the NBA D-League.

## MAJOR TRANSACTIONS: 1968 - 2017, CONT.

February 20, 2009	Assigned Thomas Gardner to the Anaheim Arsenal of the NBA D-League.
February 17, 2009	Assigned Othello Hunter to the Anaheim Arsenal of the NBA D-League.
October 14, 2008	Requested waivers on Marcus Hubbard and Frank Robinson.
October 4, 2008	Waived Olumide Oyedele.
September 29, 2008	Signed free agent Olumide Oyedele.
September 26, 2008	Signed free agents Marcus Hubbard, Frank Robinson and Mario West.
September 25, 2008	Exercised the contract options for 2009-10 season on Al Horford and Acie Law IV.
September 24, 2008	Named Mark Price Shooting Consultant and Duane Ferrell as Player Relations and Programs Manager.
August 13, 2008	Atlanta matches the Memphis Grizzlies offer sheet on Josh Smith, signing him to a new contract.
August 12, 2008	Hawks sign free agent Ronald "Flip" Murray.
August 11, 2008	Atlanta signs free agents Thomas Gardner and Othello Hunter.
July 30, 2008	Hawks sign free agent Randolph Morris.
July 29, 2008	Atlanta signs free agent Maurice Evans.
July 16, 2008	Hawks name Jim Todd and Tyrone Hill assistant coaches.
June 24, 2008	Atlanta signs assistant coaches Larry Drew and Bob Bender to new contracts, and announces the addition of David Pendergraft (Assistant GM/Director of Player Personnel) and Steve Rosenberry (Director of Pro Personnel/College Scouting) to the basketball operations department.
June 13, 2008	Hawks sign head coach Mike Woodson to a new contract.
May 28, 2008	Atlanta names Rick Sund as General Manager.
March 9, 2008	Hawks sign Jeremy Richardson for the remainder of the season.
February 28, 2008	Atlanta signs Jeremy Richardson to a second 10-day contract.
February 18, 2008	Hawks sign Jeremy Richardson to a 10-day contract.
February 16, 2008	Atlanta acquires Mike Bibby from Sacramento in exchange for Anthony Johnson, Tyrone Lue, Shelden Williams, Lorenzen Wright and a 2008 second round draft pick.
October 25, 2007	Hawks waive Antywane Robinson, Steven Smith and Jamaal Tatum.
October 1, 2007	Atlanta signs free agents Antywane Robinson, Steven Smith, Jamaal Tatum and Mario West.
August 22, 2007	Hawks name Alton Lister as an assistant coach.
August 21, 2007	Atlanta exercised contract options on Marvin Williams and Shelden Williams for 2008-09 season.
July 9, 2007	Hawks sign first-round picks Al Horford and Acie Law IV.
June 28, 2007	Atlanta selects Al Horford (third overall) and Acie Law IV (11th overall) in the 2007 NBA Draft.
April 19, 2007	Shelden Williams named NBA Eastern Conference Rookie of the Month.
February 22, 2007	Hawks acquire Anthony Johnson from Dallas in exchange for a 2007 2nd-round pick.
February 6, 2007	Atlanta signs Jeremy Richardson to a second 10-day contract.
January 27, 2007	Hawks sign Jeremy Richardson to a 10-day contract.
January 16, 2007	Atlanta signs Dijon Thompson to a second 10-day contract.
January 6, 2007	Hawks sign Dijon Thompson to a 10-day contract.
January 3, 2007	Atlanta waives Cedric Bozeman.
December 28, 2006	Hawks sign Slava Medvedenko.
December 23, 2006	Atlanta waives Matt Freije.
October 26, 2006	Hawks waive Andre Brown and Andreas Glyniadakis.
October 23, 2006	Atlanta waives Lionel Chalmers and Kaniel Dickens.
October 3, 2006	Promoted Gary Fitzsimmons to VP/Asst. GM, Scott Wilkinson to Asst. GM and Mike McNeive to Director of Basketball Ops.
September 29, 2006	Signed Cedric Bozeman, Andre Brown, Lionel Chalmers, Kaniel Dickens, Matt Freije and Andreas Glyniadakis.
August 30, 2006	Hawks sign Lorenzen Wright to a contract.
August 28, 2006	Atlanta exercises the 2007-08 contract options for Josh Smith, Josh Childress and Marvin Williams.
August 22, 2006	Hawks acquire a 2007 first-round pick from the Indiana Pacers, in exchange for Al Harrington and John Edwards.
July 12, 2006	Atlanta signs guard Speedy Claxton to a contract.
July 12, 2006	Atlanta signs second-round draft pick Solomon Jones to a contract.
July 10, 2006	Hawks sign first-round draft pick Shelden Williams to a contract.
June 30, 2006	Hawks exercised contract option on Royal Ivey for 2005-06 campaign, and decline Donta Smith's option.
June 29, 2006	Atlanta selects Shelden Williams (1st round, 5th overall) and Solomon Jones (2nd round, 33rd overall) in the 2006 NBA Draft.
May 4, 2006	Marvin Williams named to the NBA All-Rookie second team.
April 16, 2006	Hawks sign Anthony Grundy for the remainder of the season.
April 6, 2006	Atlanta signs Anthony Grundy to a second 10-day contract.
March 27, 2006	Hawks sign Anthony Grundy to a 10-day contract.
March 12, 2006	Atlanta signs James Lang to a second 10-day contract.
March 6, 2006	Hawks recall Donta Smith from Arkansas of the NBA Development League.
March 2, 2006	Atlanta signs James Lang to a 10-day contract.
February 24, 2006	Hawks waive Tony Delk.
January 5, 2006	Atlanta waives John Thomas.
December 2, 2005	Hawks assign Donta Smith to the Arkansas RimRockers of the NBA Development League.
November 25, 2005	Atlanta claims John Thomas off waivers.
October 27, 2005	Hawks waive Anthony Grundy and Ajani Williams.
October 13, 2005	Atlanta waives Roderick Riley, Mark Strickland and Anthony Wilkins.
October 4, 2005	Hawks sign free agents Anthony Grundy, Roderick Riley, Mark Strickland, Anthony Wilkins and Ajani Williams.
September 12, 2005	Atlanta signs free agent Esteban Batista.
August 30, 2005	Hawks announce signing of Tyrone Lue, Salim Stoudamire and John Edwards.
August 19, 2005	Atlanta obtains Joe Johnson from the Phoenix Suns in exchange for Boris Diaw and two conditional first-round picks.
August 11, 2005	Hawks sign free agent Zaza Pachulia.
August 3, 2005	Atlanta signs Milwaukee's restricted free agent Zaza Pachulia to an offer sheet.
July 12, 2005	Hawks sign Marvin Williams to a contract.
July 5, 2005	Atlanta releases Obinna Ekezie and James Thomas.
July 1, 2005	Hawks decline to pick up the contract option on Peja Stojakovic, making him an unrestricted free agent.
June 28, 2005	Atlanta selects Marvin Williams (No. 2), Salim Stoudamire (No. 31) and Cenk Akyol (No. 59) in the 2005 NBA Draft.

## MAJOR TRANSACTIONS: 1968 - 2017, CONT.

April 16, 2005.....	Hawks place James Thomas (back spasms) on the injured list, and activate Kevin Willis.
April 9, 2005.....	Atlanta places Obinna Ekezie (strained left shoulder) on the IL, and signs James Thomas for the remainder of the season.
April 7, 2005.....	Hawks place Al Harrington (right knee tendinitis) on the IL, and activate Michael Stewart.
March 14, 2005.....	Hawks place Michael Stewart (low back spasms) on the IL, and activate Tony Delk.
March 8, 2005.....	Atlanta places Kevin Willis (lower back strain) on the IL, and activates Donta Smith.
March 5, 2005.....	Hawks activate Kevin Willis from the IL.
March 1, 2005.....	Atlanta waives Gary Payton.
February 24, 2005.....	Atlanta acquires a 2005 or future first-round pick, Gary Payton, Tom Gugliotta and Michael Stewart from the Boston Celtics in exchange for Antoine Walker ... Atlanta waives Kenny Anderson and Chris Crawford ... Atlanta places Tony Delk (left hand contusion) and Donta Smith (left knee tendinitis) on the injured list.
February 22, 2005.....	Hawks place Kevin Willis (lower back strain) on the IL, and activate Al Harrington.
February 12, 2005.....	Hawks place Kenny Anderson (left hamstring strain) on the IL, and activate Josh Smith.
February 7, 2005.....	Hawks place Al Harrington (right knee tendinitis) on the IL, and activate Kenny Anderson.
February 2, 2005.....	Atlanta places Josh Smith (sprained right ankle) on the IL, and activates Donta Smith.
January 31, 2005.....	Hawks sign Obinna Ekezie for the remainder of the season.
January 29, 2005.....	Atlanta places Kenny Anderson (left calf strain) on the IL, and activates Royal Ivey.
January 24, 2005.....	Hawks place Donta Smith (left knee tendinitis) on the IL, and activate Kevin Willis.
January 20, 2005.....	Hawks sign Obinna Ekezie to a second 10-day contract.
January 19, 2005.....	Hawks place Royal Ivey (right knee tendinitis) on the IL, and activate Tony Delk.
January 10, 2005.....	Atlanta places Kevin Willis (strained lower back) on the IL, and signs Obinna Ekezie to a 10-day contract.
January 6, 2005.....	Atlanta places Tony Delk (left hand contusion/sprain) on the IL, and activates Donta Smith.
December 23, 2004.....	Atlanta acquires Tyrone Lue from the Houston Rockets in exchange for Jon Barry.
December 14, 2004.....	Atlanta waives Jelani McCoy, and activates Royal Ivey from the IL.
November 30, 2004.....	Hawks place Donta Smith (lower back strain) on the IL, and activate Kevin Willis.
November 26, 2004.....	Hawks place Royal Ivey (sprained right medial collateral ligament) on the IL, and activate Donta Smith.
November 19, 2004.....	Atlanta places Kevin Willis (strained right shoulder) on the IL, and activates Tony Delk.
November 8, 2004.....	Hawks waive Anthony Miller and sign Jelani McCoy.
November 1, 2004.....	Hawks place Chris Crawford (torn ACL, right knee), Tony Delk (sore right knee) and Donta Smith (lower back strain) on the IL.
October 28, 2004.....	Hawks waive Lonny Baxter and Donnell Harvey.
October 22, 2004.....	Atlanta signs Donnell Harvey, and waives Reggie Butler, Jeff Myers and Saddi Washington.
October 6, 2004.....	Atlanta extends the contract of Executive VP and General Manager Billy Knight.
October 5, 2004.....	Hawks sign Anthony Miller.
October 4, 2004.....	Atlanta signs Saddi Washington, Reggie Butler, Jeff Myers and Lonny Baxter.
September 22, 2004.....	Atlanta signs Kevin Willis.
September 16, 2004.....	Hawks sign Kenny Anderson and Jon Barry.
August 24, 2004.....	Hawks name Larry Drew, Herb Brown, Bob Bender, Greg Ballard and David Fizdale assistant coaches.
August 16, 2004.....	Hawks acquire Predrag Drobnjak from Charlotte for a 2005 second-round pick.
August 4, 2004.....	Atlanta acquires Antoine Walker and Tony Delk from Dallas in exchange for Jason Terry, Alan Henderson and a future first-round pick.
July 15, 2004.....	Hawks acquire Al Harrington from the Indiana Pacers in exchange for Stephen Jackson (sign-and-trade).
July 12, 2004.....	Atlanta signs first-round picks Josh Childress and Josh Smith.
July 8, 2004.....	Hawks name Mike Woodson as head coach.
June 24, 2004.....	Hawks select Josh Childress (No. 6), Josh Smith (No. 17), Donta Smith (No. 34), Royal Ivey (No. 37) and Viktor Sanikidze (No. 42) in the 2004 NBA Draft ... Hawks trade Sanikidze to the San Antonio Spurs for a 2005 second-round pick, and cash considerations.
May 7, 2004.....	Hawks dismiss Terry Stotts from head coaching position.
March 31, 2004.....	The Hawks and Philips Arena operating rights are sold to a group of businessmen led by Bruce Levenson and Michael Gearon. Additionally, Bernie Mullin is named President and Chief Executive Officer, Billy Duffy is named Executive Vice President and Chief Financial Officer and Ailey Penningroth is named Vice President of Strategic Planning/Special Assistant to the President & CEO ... Additionally, Dominique Wilkins is named Vice President/Basketball.
March 28, 2004.....	Atlanta signs Jason Collier for the remainder of the season.
March 18, 2004.....	Hawks sign Michael Bradley for the remainder of the season, and sign Jason Collier to a second 10-day contract.
March 15, 2004.....	Atlanta waives forward Chris Mills, places center Joel Przybilla on the injured list, and signs center Mamadou N'diaye for the rest of the season.
March 12, 2004.....	Hawks announce that a group of businessmen led by Bruce Levenson and Michael Gearon have received NBA approval for transfer of the Hawks' operations.
March 9, 2004.....	Atlanta signs forward Josh Davis to a 10-day contract.
March 8, 2004.....	Hawks sign forward Jason Collier to a 10-day contract.
March 1, 2004.....	Atlanta places forward Chris Mills on the injured list, and activates guard/forward Travis Hansen.
February 28, 2004.....	Hawks sign center Mamadou N'diaye to a second 10-day contract.
February 27, 2004.....	Atlanta signs forward/center Hiram Fuller to a 10-day contract.
February 25, 2004.....	Hawks request waivers on guard Dion Glover.
February 19, 2004.....	Atlanta obtains a first-round pick (owed to Detroit from Milwaukee), guard Bob Sura and center Zeljko Rebraca from the Detroit Pistons, as well as forward Chris Mills from the Boston Celtics, with forward Rasheed Wallace going to the Pistons in exchange. As part of the three-team deal, Chuckie Atkins, Lindsey Hunter, a first-round pick and cash compensation go from Detroit to Boston in exchange for Mike James.
February 19, 2004.....	Hawks request waivers on Terrell Brandon, and place Travis Hansen and Alan Henderson on the injured list.
February 18, 2004.....	Hawks request waivers on Michael Doleac, and sign center Mamadou N'diaye to a 10-day contract.
February 15, 2004.....	Atlanta acquires Michael Doleac (from the Knicks) and Joel Przybilla (from the Bucks), along with a 2005 second-round draft choice (from the Knicks), in exchange for Nazr Mohammed (to the Knicks) ... In addition, Keith Van Horn goes from New York to Milwaukee, while Tim Thomas goes from the Bucks to the Knicks.
February 9, 2004.....	Hawks obtain Rasheed Wallace and Wesley Person from Portland in exchange for Shareef Abdur-Rahim, Theo Ratliff and Dan Dickau.
December 29, 2003.....	Atlanta requests waivers on forward Lee Nailon, and activates forward Alan Henderson from the injured list.
November 17, 2003.....	Hawks, Braves and Thrashers president Stan Kasten announces his resignation.
November 8, 2003.....	Hawks place Alan Henderson on the injured list, and activate Dan Dickau.
October 27, 2003.....	Hawks place guards Terrell Brandon and Dan Dickau and forward/center Obinna Ekezie on the injured list.

## MAJOR TRANSACTIONS: 1968 - 2017, CONT.

October 27, 2003.....	Atlanta requests waivers on Randy Holcomb.
October 23, 2003.....	Hawks request waivers on Jerry Holman and "Smush" Parker.
October 17, 2003.....	Hawks request waivers on guard Tierre Brown.
October 3, 2003.....	Atlanta signs free agent forward Stephen Jackson.
September 29, 2003.....	Hawks head coach Terry Stotts names Larry Smith, Jim Boylan, Armond Hill and Mike McNeive as his assistant coaches.
September 26, 2003.....	Hawks sign guard Dion Glover to a contract.
September 25, 2003.....	Atlanta announces the re-signing of guard Jason Terry to a contract.
September 16, 2003.....	Hawks announce that Turner Broadcasting System, Inc. (TBS, Inc.) and a group of businessmen led by Bruce Levenson and Michael Gearon have signed a binding agreement for transfer of ownership of the Hawks.
September 11, 2003.....	Hawks receive notification that guard Jason Terry has signed an offer sheet with the Utah Jazz.
September 4, 2003.....	Atlanta signs free agent guard Jacques Vaughn.
August 11, 2003.....	Hawks name Billy Knight as General Manager and Terry Stotts as Head Coach.
August 6, 2003.....	Hawks assistant coach Alex English accepts an assistant coaching position with the Philadelphia 76ers.
July 23, 2003.....	Atlanta acquires the contract and services of guard Terrell Brandon from the Timberwolves, and Randy Holcomb from the Philadelphia 76ers, along with a 2007 first-round pick, in exchange for sending forward Glenn Robinson and a 2006 second-round pick to the Sixers, as part of a four-team deal which includes New York and Minnesota.
July 10, 2003.....	Hawks sign draft picks Boris Diaw and Travis Hansen to contracts.
June 26, 2003.....	Atlanta selects guard/forward Boris Diaw in the first round (21st overall) and guard Travis Hansen in the second round (37th overall) of the 2003 NBA Draft.
June 26, 2003.....	Hawks extend qualifying offer to restricted free agent Jason Terry.
May 29, 2003.....	Hawks assistant coach Steve Henson accepts a position as assistant coach at University of South Florida.
May 1, 2003.....	Turner Broadcasting enters letter of intent with David McDavid, providing an exclusive negotiating period for the possible purchase of the Atlanta Hawks, Atlanta Thrashers and the operating rights to Philips Arena.
April 14, 2003.....	Hawks sign Mikki Moore for the remainder of the season.
April 3, 2003.....	Atlanta signs Mikki Moore to a second 10-day contract.
April 2, 2003.....	Hawks relieve VP/GM Pete Babcock of his duties.
March 24, 2003.....	Atlanta signs Mikki Moore to a 10-day contract.
March 4, 2003.....	Hawks sign Brandon Williams to a second 10-day contract.
February 21, 2003.....	Jermaine Jackson signed for the remainder of the season, and Brandon Williams signed to a 10-day contract.
February 10, 2003.....	Atlanta signs Jermaine Jackson to a second 10-day contract.
February 2, 2003.....	Hawks sign Corey Benjamin to his second 10-day contract.
January 30, 2003.....	Atlanta signs Jermaine Jackson to a 10-day contract.
January 24, 2003.....	Hawks place Ira Newble on the injured list and activate Chris Crawford.
January 22, 2003.....	Atlanta signs Corey Benjamin to a 10-day contract.
January 20, 2003.....	Mike Wilks is signed to a second 10-day contract.
January 9, 2003.....	Hawks place Chris Crawford on the injured list, and sign Mike Wilks and Paul Shirley to 10-day contracts.
January 7, 2003.....	Atlanta requests waivers on guard Mike Wilks.
January 3, 2003.....	Hawks waive Matt Maloney and activate Dan Dickau from the injured list.
December 26, 2002.....	Atlanta releases head coach Lon Kruger and assistant coach Gar Heard of their duties. Terry Stotts is named head coach, while Alex English is promoted from Director of Player Development to assistant coach, and Steve Henson remains as assistant coach.
December 24, 2002.....	Hawks sign guard Mike Wilks.
December 23, 2002.....	Guard Emanuel Davis is placed on the injured list.
December 10, 2002.....	Atlanta waives center Amal McCaskill and activated center Nazr Mohammed.
November 21, 2002.....	Hawks place Dan Dickau on the injured list and signed Matt Maloney.
November 9, 2002.....	Atlanta releases Antonio Harvey and activated Chris Crawford from the injured list.
October 31, 2002.....	Nazr Mohammed placed on the injured list, and signed Amal McCaskill.
October 28, 2002.....	Hawks place Chris Crawford and DerMarr Johnson on the injured list.
October 24, 2002.....	Atlanta releases Maurice Carter, Rod Grizzard and Paul Shirley from the training camp roster.
October 18, 2002.....	Hawks release Fred House and George Williams from the training camp roster.
October 11, 2002.....	Atlanta releases Mario Bennett from the training camp roster.
September 11, 2002.....	Hawks re-sign forward Ira Newble.
September 5, 2002.....	Atlanta names Harold Ellis as an advance scout.
August 20, 2002.....	Hawks name Terry Stotts and Steve Henson as assistant coaches, Alex English as Director of Player Development, and Dominique Wilkins as Player Development Assistant.
August 2, 2002.....	Atlanta acquires forward Glenn Robinson from the Milwaukee Bucks in exchange for Toni Kukoc, Leon Smith and a first round draft pick in 2003.
July 11, 2002.....	Hawks sign rookie point guard Dan Dickau.
June 26, 2002.....	Atlanta acquires the draft rights to Dan Dickau from the Sacramento Kings in exchange for a future first-round draft pick ... Atlanta selects David Andersen in the second round (37th overall) ... The Hawks trade Efthimos Rentzias to Philadelphia for two future second-round picks.
May 17, 2002.....	Hawks announce the promotion of Chris Grant to Director of Scouting.
May 15, 2002.....	Billy Knight named to newly created position of Director of Basketball Operations.
March 6, 2002.....	Atlanta granted an injury exception for Dion Glover, and sign Leon Smith for the remainder of the season.
February 17, 2002.....	Hawks place Theo Ratliff (right hip sprain) on the injured list and activate Toni Kukoc from the injured list.
February 15, 2002.....	Atlanta activates Alan Henderson from the injured list.
February 11, 2002.....	Ira Newble signed for the remainder of the season.
February 1, 2002.....	Hawks sign Ira Newble to a second 10-day contract.
January 29, 2002.....	Atlanta signs Mark Strickland for the remainder of the season.
January 24, 2002.....	Leon Smith signed to a second 10-day contract.
January 22, 2002.....	The NBA suspends Shareef Abdur-Rahim and Jason Terry for three games and one game respectively for their roles in an altercation during the fourth quarter of the Jan. 21 game against Houston ... Hawks place Emanuel Davis on the injured list and sign Ira Newble to a 10-day contract.
January 19, 2002.....	Atlanta signs Mark Strickland to a second 10-day contract.
January 14, 2002.....	Hawks sign Leon Smith to a 10-day contract.
January 10, 2002.....	Atlanta activates Theo Ratliff from the injured list and places Toni Kukoc (fractured right wrist) on the injured list.
January 9, 2002.....	Chris Crawford (torn ACL, left knee) is placed on the injured list and Mark Strickland is signed to a 10-day contract.
January 7, 2002.....	Hawks request waivers on Mark Strickland and Reggie Slater ... Chris Crawford is activated from the injured list.



## MAJOR TRANSACTIONS: 1968 - 2017, CONT.

December 13, 2001	Atlanta signs Reggie Slater.
November 18, 2001	Dickey Simpkins is waived.
November 14, 2001	Hawks sign Dickey Simpkins.
November 13, 2001	Atlanta signs forward Mark Strickland ... Hawks activate Shareef Abdur-Rahim from the injured list, and in a separate transaction, places forward Chris Crawford (torn ACL, left knee) on the injured list.
November 10, 2001	Toni Kukoc is activated from the injured list and Shareef Abdur-Rahim (left knee contusion) is placed on the injured list.
November 6, 2001	Hawks place Toni Kukoc (strained left quadricep muscle) is placed on the injured list.
November 5, 2001	Atlanta places Theo Ratliff (right hip flexor and slight groin pull) on the injured list.
October 29, 2001	Alan Henderson (inflammation, right knee) is placed on the injured list.
October 26, 2001	Hawks exercise their option on fourth-year contracts of Jason Terry and Dion Glover.
October 24, 2001	Atlanta requests waivers on Ira Newble, Ivano Newbill and Scoonie Penn.
October 9, 2001	Hawks release Juan "Pepe" Sanchez.
October 2, 2001	Free agents Ivano Newbill, Ira Newble, Scoonie Penn and Juan "Pepe" Sanchez signed.
July 30, 2001	Atlanta signs free agent guard Jacque Vaughn.
July 27, 2001	Free agent guard Emanuel Davis signs with Atlanta.
July 19, 2001	Hawks agree to terms with free agent center Nazr Mohammed.
June 27, 2001	Atlanta drafts Maryland's Terence Morris with the 34th overall pick in the 2001 NBA Draft, and trades his rights to the Houston Rockets for a future first round pick.
June 27, 2001	Hawks draft Iowa State's Jamaal Tinsley with the 27th overall pick in the 2001 NBA Draft, and trade his rights to the Indiana Pacers for a future first round pick.
June 27, 2001	Hawks reach an agreement in principle to acquire Shareef Abdur-Rahim and the 27th overall pick in the 2001 NBA Draft from the Vancouver Grizzlies in exchange for Brevin Knight, Lorenzen Wright and Pau Gasol, the third overall pick in the 2001 NBA Draft.
March 19, 2001	Atlanta activates Lorenzen Wright from the injured list.
March 12, 2001	Pepe Sanchez is waived and Matt Maloney is activated from the injured list.
March 10, 2001	Hawks place Lorenzen Wright (sprained right thumb) on the injured list.
February 23, 2001	Theo Ratliff (stress fracture, right wrist) is placed on injured list and Hanno Mottlola is activated.
February 22, 2001	Atlanta releases Ira Bowman and Larry Robinson from 10-day contracts, and acquires Theo Ratliff, Toni Kukoc, Nazr Mohammed and Pepe Sanchez from the Philadelphia 76ers in exchange for Dikembe Mutombo and Roshown McLeod.
February 16, 2001	Roshown McLeod is placed on the injured list and Ira Bowman is signed to a 10-day contract.
February 14, 2001	Hawks place Matt Maloney (strained right hand) on the injured list.
February 13, 2001	Atlanta places Hanno Mottlola (sprained left elbow) on the injured list.
February 5, 2001	Tony Smith is not offered a second 10-day contract and Matt Maloney is activated.
February 2, 2001	Brevin Knight is activated from the injured list.
January 26, 2001	Hawks place Brevin Knight (strained right groin) on the injured list.
January 25, 2001	Sean Colson is waived and Tony Smith is signed to a 10-day contract.
January 18, 2001	Hawks sign Sean Colson to a 10-day contract.
January 17, 2001	Atlanta places Matt Maloney (strained right hand) on the injured list.
January 13, 2001	The No. 21 jersey of Hawks and NBA legend Dominique Wilkins is retired at Philips Arena.
January 13, 2001	Atlanta waives Andy Panko, and activates Chris Crawford from the injured list.
January 6, 2001	Alan Henderson is activated from the injured list.
January 5, 2001	Andy Panko is signed to a 10-day contract.
January 2, 2001	Hawks acquire Brevin Knight from the Cleveland Cavaliers in exchange for Jim Jackson, Anthony Johnson and Larry Robinson.
December 26, 2000	Atlanta activates Jim Jackson from the injured list.
December 19, 2000	Alan Henderson (sprained left shoulder) is placed on the injured list.
December 15, 2000	Atlanta places Jim Jackson (sprained right knee) on the injured list and activates Roshown McLeod.
December 12, 2000	Hawks place Chris Crawford (sprained left ankle and sore right big toe) on the injured list.
November 28, 2000	Dion Glover activated from injured list.
November 24, 2000	Jim Jackson (sprained medial collateral ligament, right knee) is placed on the injured list.
November 14, 2000	Atlanta places Roshown McLeod on the injured list and Cal Bowdler is activated.
November 8, 2000	Hawks waive Anthony "Pig" Miller, and activate Dikembe Mutombo from the injured list.
October 30, 2000	Cal Bowdler (sprained medial collateral ligament, right knee), Dion Glover (stress fracture, left foot) and Dikembe Mutombo (mild case of malaria) are placed on the injured list, and Roshown McLeod's contract is extended to a fourth year (for the 2001-02 season).
October 28, 2000	Dan Cross, Stephen Howard and Rick Hughes are waived.
October 26, 2000	Free agent Chris Carrawell signs, and is waived.
October 25, 2000	Atlanta signs free agent Stephen Howard.
October 22, 2000	Hawks sign free agents Dan Cross and Rick Hughes.
October 2, 2000	Atlanta signs free agents Pete Chilcutt, Anthony "Pig" Miller, Matt Maloney, Michael Hawkins, Larry Robinson and Jason Sasser to contracts.
August 24, 2000	Hawks name Wally Blase as Athletic Trainer and Tom Smith as assistant trainer/equipment manager.
August 18, 2000	Atlanta signs free agent guard Anthony Johnson to a contract, marking his second tour of duty with the Hawks.
July 26, 2000	Hawks sign second round pick Hanno Mottlola to a contract.
July 14, 2000	Atlanta signs first round pick DerMarr Johnson to a contract.
July 10, 2000	Hawks name Gar Heard as an assistant coach, joining the staff of Lon Kruger.
June 28, 2000	Atlanta selects DerMarr Johnson (sixth overall), Hanno Mottlola (40th overall) and Scoonie Penn (56th overall) in NBA Draft 2000.
June 8, 2000	Hawks name Rick Mahorn and Eric Musselman as assistant coaches to Lon Kruger's staff.
May 25, 2000	Atlanta names former Illinois head coach Lon Kruger as the eighth full-time head coach in Atlanta Hawks history.
April 24, 2000	Head coach Lenny Wilkens elects to resign his position.
March 27, 2000	Hawks sign Drew Barry for the remainder of the season.
March 17, 2000	Atlanta places Isaiah Rider on waivers.
February 25, 2000	Hawks activate Dion Glover from the injured list.
February 24, 2000	Atlanta trades Anthony Johnson to the Orlando Magic in exchange for a future second-round pick.
February 13, 2000	Hawks center Dikembe Mutombo plays in the All-Star game for the sixth time in his career.
January 28, 2000	Hawks place Dion Glover on the injured list and activate Roshown McLeod.
December 30, 1999	Isaiah Rider suspended by the Hawks for one game.
December 22, 1999	Atlanta requests waivers on Brandon Williams and activates LaPhonso Ellis from the injured list.
December 15, 1999	Hawks sign Brandon Williams to a contract.

## MAJOR TRANSACTIONS: 1968 - 2017, CONT.

December 8, 1999	Atlanta places Roshown McLeod (strained hamstring) on the injured list.
November 15, 1999	Hawks suspend Isaiah Rider (violation of team rules) for one game.
November 4, 1999	Atlanta plays their first game ever at Philips Arena, a 119-109 loss to the Milwaukee Bucks.
November 1, 1999	LaPhonso Ellis is placed on the injured list (strained calf).
October 18, 1999	Atlanta requests waivers on Raja Bell, Terik Brown, Tom Wideman and Kevin Jobity.
August 17, 1999	Hawks request waivers on Tyrone Corbin and Duane Ferrell.
August 8, 1999	Atlanta acquires Lorenzen Wright from the Los Angeles Clippers in exchange for two first round draft picks.
August 2, 1999	Hawks acquire guards Isaiah "J.R." Rider and Jim Jackson from the Portland Trail Blazers in exchange for guards Steve Smith and Ed Gray.
July 15, 1999	Hawks sign first round pick Dion Glover to a multi-year contract.
July 14, 1999	Atlanta signs first round picks Jason Terry and Cal Bowdler to multi-year contracts.
June 30, 1999	The Hawks select Arizona's Jason Terry with the 10th overall pick in the 1999 NBA Draft. Cal Bowdler (17th overall), Dion Glover (20th overall), Jamaime Jones (27th overall) and Roberto Bergersen (52nd overall) round out the team's draft picks. Jones (to Philadelphia for a future first round draft pick) and Bergersen (to Portland for cash considerations) are traded on draft night.
June 29, 1999	The Hawks trade guard Mookie Blaylock, along with the 21st pick in the 1999 NBA Draft, to the Golden State Warriors in exchange for guard Vernell "Bimbo" Coles, forward Duane Ferrell and the 10th overall selection.
May 9, 1999	Dikembe Mutombo is awarded the NBA's IBM Award, given to the player who makes the biggest contribution to his team.
April 16, 1999	Atlanta activates Steve Smith from the injured list.
April 8, 1999	Hawks sign Jeff Sheppard for the remainder of the season.
April 5, 1999	Atlanta announces the hiring of former Hawks player Jim Washington as Director of Community Affairs.
April 2, 1999	Atlanta places Steve Smith on the injured list.
March 29, 1999	Jeff Sheppard is signed to a second 10-day contract.
March 19, 1999	Hawks sign Jeff Sheppard to a 10-day contract.
March 14, 1999	LaPhonso Ellis is placed on the injured list.
March 4, 1999	Hawks release Jeff Sheppard and activate Steve Smith from the injured list.
February 22, 1999	Atlanta places Steve Smith on the injured list and re-signs Jeff Sheppard.
February 19, 1999	Hawks release Scot Pollard and Shammond Williams.
February 13, 1999	Scot Pollard is activated from the injured list.
February 12, 1999	Atlanta releases Jeff Sheppard.
February 4, 1999	Hawks place Scot Pollard on the injured list.
February 2, 1999	Atlanta releases Kebu Stewart.
February 1, 1999	Hawks sign Grant Long to a contract and request waivers on Bakari Hendrix.
January 30, 1999	Atlanta faces the Charlotte Hornets in a free pre-season game at Georgia Tech.
January 30, 1999	Atlanta signs free-agent forward LaPhonso Ellis to a multi-year contract.
January 25, 1999	Hawks release Mitch Henderson, Brian Oliver and Jason Lawson.
January 21, 1999	The Hawks sign free agent guard Anthony Johnson and free agent center Mark West, while reaching agreements with draft picks Roshown McLeod and Shammond Williams.
January 7, 1999	NBA owners ratify collective bargaining agreement, assuring a 1998-99 season.
October 2, 1998	Lenny Wilkens is enshrined into the Naismith Memorial Basketball Hall of Fame as a coach, joining John Wooden as the only people to be inducted twice (once as player, once as coach).
June 24, 1998	The Hawks select Roshown McLeod (20th pick overall) and Cory Carr (49th overall) in the 1998 NBA Draft. Atlanta then trades the draft rights to Carr, along with two future second round draft picks, to Chicago for the rights to Shammond Williams (34th selection overall).
June 23, 1998	The Basketball Hall of Fame announces that Lenny Wilkens will be re-enshrined to the Hall, this time as a coach, joining John Wooden as the only men to be inducted twice.
May 20, 1998	Dikembe Mutombo is named to the All-NBA third team.
May 6, 1998	Dikembe Mutombo named to the league's All-Defensive first team, while Mookie Blaylock is selected to the second team.
May 5, 1998	Dikembe Mutombo is named the NBA's Defensive Player of the Year for the second straight year, and third time in four seasons.
April 30, 1998	Alan Henderson is honored as the NBA's Most Improved Player for the 1997-98 season.
April 28, 1998	Steve Smith wins the NBA's 1997-98 J. Walter Kennedy Citizenship Award.
March 10, 1998	Eldridge Recasner is activated from the injured list.
March 9, 1998	Hawks opt not to re-sign Brian Oliver.
February 27, 1998	Brian Oliver is re-signed to a second 10-day contract.
February 17, 1998	Hawks sign Brian Oliver to a 10-day contract.
February 16, 1998	Lloyd Daniels is released.
February 13, 1998	Hawks sign Lloyd Daniels to a 10-day contract.
February 11, 1998	Drew Barry is signed for the remainder of the season.
January 30, 1998	Hawks sign Drew Barry to a second 10-day contract.
January 27, 1998	Dikembe Mutombo is selected (by fan vote) as the starting center for the Eastern Conference All-Star team, while Steve Smith is added as a reserve by the Eastern Conference coaches.
January 26, 1998	Ed Gray is removed from the suspended list, but remains on the injured list.
January 20, 1998	Hawks activate Mookie Blaylock from the injured list, opt not to sign Randy Livingston to a second 10-day contract and sign Drew Barry to a 10-day contract.
January 19, 1998	Ed Gray is placed on the suspended list (violation of team policies).
January 12, 1998	Steve Smith is named NBA Player of the Week.
January 10, 1998	Hawks sign Randy Livingston to a 10-day contract.
January 9, 1998	Mookie Blaylock and Ed Gray are placed on the injured list.
December 19, 1997	Hawks request waivers on Randy Livingston and activate "Pig" Miller from the injured list.
December 9, 1997	Anthony "Pig" Miller is placed on the injured list and Randy Livingston is signed.
November 20, 1997	Hawks request waivers on Randy Livingston and activate Eldridge Recasner.
November 10, 1997	Dikembe Mutombo is named the NBA Player of the Week.
November 7, 1997	Hawks requested waivers on Donald Whiteside and signed Randy Livingston.
October 30, 1997	Eldridge Recasner is placed on the injured list and request waivers on Ken Norman.
October 28, 1997	Hawks release Matt Steigenga.
October 19, 1997	Drew Barry and Walter Bond are released.
October 9, 1997	Turner Sports and Entertainment Development, Inc. unveils design of the new downtown facility to serve as home of the

## MAJOR TRANSACTIONS: 1968 - 2017, CONT.

October 8, 1997	Hawks and the NHL expansion Thrashers, scheduled to open in September, 1999.
September 29, 1997	Hawks release David Crouse, Chris King and Jared Prickett.
September 12, 1997	Hawks trade Priest Lauderdale to the Denver Nuggets in exchange for Efthimios Rentzas and a second-round selection in 2000.
September 12, 1997	Hawks re-sign free agent Eldridge Recasner to a contract.
August 29, 1997	Hawks Athletic Trainer Joe O'Toole announces his retirement, effective October 1. Strength and Conditioning Coach Chris Tucker is named as his replacement.
August 29, 1997	Mookie Blaylock signs a four-year contract extension, effective after the 1997-98 season.
August 27, 1997	Head Coach Lenny Wilkens is signed to a four-year contract extension, taking him through 2001-02 season.
July 8, 1997	Announced the hiring of Phil Hubbard as an assistant coach, replacing Bill Hanzlik, who was named head coach of the Denver Nuggets.
June 25, 1997	Atlanta selects Ed Gray (1st Round, 22nd overall), along with Alain Digbeu (2nd Round, 50th overall) and Chris Crawford (2nd Round, 51st overall) in the 1997 NBA Draft.
April 29, 1997	Dikembe Mutombo (1st team) and Mookie Blaylock (2nd team) are named to the NBA's All-Defensive Team.
April 24, 1997	Dikembe Mutombo is named the NBA's Defensive Player of the Year for the second time.
March 25, 1997	Hawks sign Darrin Hancock for the remainder of the season.
March 15, 1997	Darrin Hancock is signed to a second 10-day contract.
March 5, 1997	Signed Darrin Hancock to a 10-day contract.
March 4, 1997	Atlanta released Donnie Boyce.
February 24, 1997	Hawks placed Ken Norman on the injured list and activated Tyrone Corbin.
February 15, 1997	Placed Tyrone Corbin on the injured list and activated Alan Henderson.
February 5, 1997	Christian Laettner and Dikembe Mutombo are named as reserves to the 1997 Eastern Conference All-Star Team. Mutombo started the game, replacing injured starter Patrick Ewing.
January 7, 1997	Requested waivers on Darrin Hancock and Willie Burton and activated Tyrone Corbin.
January 2, 1997	Atlanta signs Darrin Hancock to a contract.
December 31, 1996	Hawks placed Willie Burton on the injured list.
December 20, 1996	Atlanta signs Henry James to a contract.
December 19, 1996	Placed Tyrone Corbin on the injured list.
December 2, 1996	Activated Priest Lauderdale from the injured list.
November 26, 1996	Hawks release Derrick Alston.
November 18, 1996	Released Anthony "Pig" Miller and activated Ken Norman from the injured list.
November 14, 1996	Atlanta signs Anthony "Pig" Miller to a contract.
November 13, 1996	Hawks place Priest Lauderdale on the injured list and sign Derrick Alston to a contract.
November 12, 1996	Atlanta places Alan Henderson on the injured list.
November 4, 1996	Placed Ken Norman on the injured list and signed Willie Burton to a contract.
October 29, 1996	Zarko Paspalj is released.
October 28, 1996	Atlanta requests waivers on Willie Burton, Melvin Booker and Horacio Llamas.
October 2, 1996	Sign Zarko Paspalj, Melvin Booker, Pat Durham and Ivano Newbill to contracts.
September 27, 1996	Sign free agent Eldridge Recasner to a contract.
September 12, 1996	Atlanta signs free agents Tyrone Corbin and Willie Burton to contracts.
September 9, 1996	Hawks sign first round pick Priest Lauderdale to a three-year contract.
September 5, 1996	Atlanta announces that the club has hired Stan Albeck as an assistant coach/scout, replacing Jack Nolan, who took a position as an assistant coach with the Dallas Mavericks.
August 13, 1996	Hawks sign Jon Barry to a one-year contract.
August 9, 1996	Atlanta signs Horacio Llamas to a contract.
August 5, 1996	Hawks re-sign Donnie Boyce to a one-year contract.
July 23, 1996	Atlanta re-signs Steve Smith to a seven-year contract.
June 25, 1996	Atlanta waives Donnie Boyce and Blair Rasmussen, while renouncing veteran free agents Craig Ehlo, Matt Bullard and Reggie Jordan.
July 15, 1996	Atlanta reaches agreement on a multi-year contract with center Dikembe Mutombo and trades Stacey Augmon and Grant Long to the Detroit Pistons in exchange for two first round and two second round draft picks.
June 28, 1996	Hawks elect not to exercise the option on Craig Ehlo's contract, making him a free agent.
June 26, 1996	Hawks draft center Priest Lauderdale with the 28th overall pick in the 1996 NBA Draft.
June 25, 1996	Atlanta trades the 45th and 47th overall picks in the 1996 NBA Draft to the Seattle Sonics in exchange for the 28th overall selection (second to last pick of the first round).
June 12, 1996	The New York Knicks notify the Hawks that they will exercise their option and take Atlanta's first-round pick (19th overall) in the 1996 NBA Draft.
March 26, 1996	Hawks sign Reggie Jordan for the remainder of the season.
March 16, 1996	Atlanta signs Reggie Jordan to a second 10-day contract.
March 9, 1996	Hawks release Todd Mundt and activate Donnie Boyce from the injured list.
March 6, 1996	Atlanta signs Reggie Jordan to a 10-day contract.
March 1, 1996	Hawks release Howard Nathan.
February 22, 1996	Atlanta obtains Christian Laettner and Sean Rooks from the Minnesota Timberwolves in exchange for Andrew Lang and Spud Webb and signs Howard Nathan to a 10-day contract.
February 5, 1996	Hawks release Ronnie Grandison.
January 26, 1996	Atlanta signs Ronnie Grandison to a second 10-day contract.
January 16, 1996	Hawks sign Ronnie Grandison to a 10-day contract.
January 5, 1996	Atlanta releases Tim Kempton.
December 14, 1995	Hawks release Howard Nathan and sign Tim Kempton.
October 30, 1995	Atlanta releases Troy Brown, Cuonzo Martin and Gaylon Nickerson.
October 15, 1995	Hawks release Alex Blackwell.
October 5, 1995	Atlanta signs Stacey Augmon to a five-year contract and second round pick Troy Brown. The Hawks also sign free agents Howard Nathan, Todd Mundt, Matt Bullard and Alex Blackwell prior to the start of training camp.
October 1, 1995	Hawks sign second round pick Donnie Boyce to a two-year contract.
September 25, 1995	Atlanta signs first round pick Alan Henderson to a three-year contract and second-round pick Cuonzo Martin to a one-year deal.
July 1, 1995	Greg Anderson, Jon Koncak, Jim Les and Ennis Whatley become unrestricted free agents, and Stacey Augmon becomes a restricted free agent.
June 29, 1995	Atlanta acquires Anthony "Spud" Webb from the Sacramento Kings in exchange for Tyrone Corbin.
June 28, 1995	The Hawks select Alan Henderson (16th overall), Donnie Boyce (42nd overall), Troy Brown (45th overall) and Cuonzo

## MAJOR TRANSACTIONS: 1968 - 2017, CONT.

June 27, 1995	Martin (57th overall) in the 1995 NBA Draft.
June 23, 1995	Atlanta names Jerry Powell as an assistant coach.
June 23, 1995	Hawks unveil new logo and uniforms for the 1995-96 season.
June 19, 1995	Hawks assistant coach Brian Winters is named first coach of the expansion Vancouver Grizzlies.
June 14, 1995	Atlanta informs the Miami Heat of the Hawks' intention of keeping their number one draft selection (16th overall) for the 1995 NBA Draft and as a result, Miami receives Atlanta's number one selection in the 1996 draft.
April 24, 1995	Lenny Wilkens is named head coach of the 1996 US Olympic Team.
March 23, 1995	Activated Craig Ehlo off the injured list and released Morlon Wiley.
March 21, 1995	Sign Ennis Whatley for the remainder of the season.
March 14, 1995	Sign Morlon Wiley to a second 10-day contract.
March 11, 1995	Sign Ennis Whatley to a second 10-day contract.
March 4, 1995	Placed Jim Les on the injured list and signed Morlon Wiley to a 10-day contract.
March 1, 1995	Sign Ennis Whatley to a 10-day contract.
February 24, 1995	Place Craig Ehlo on the injured list.
January 6, 1995	Lenny Wilkens becomes the winningest coach in NBA history with a 112-90 victory over Washington. He earns victory #939, surpassing Red Auerbach.
December 15, 1994	Sign Greg Anderson and release Sergei Bazarevich.
November 29, 1994	Activate Craig Ehlo from the injured list and release Fred Vinson.
November 7, 1994	Acquire Steve Smith, Grant Long and a future second round draft pick from the Miami Heat in exchange for Kevin Willis and a future first round selection.
November 3, 1994	Place Craig Ehlo on the injured list.
September 16, 1994	Atlanta acquires Tyrone Corbin along with a 1995 second-round draft pick from the Utah Jazz in exchange for Adam Keefe.
September 14, 1994	Hawks re-sign free agent Craig Ehlo to a two-year contract with an option year.
August 11, 1994	Hawks sign free agent guard Jim Les to a two-year contract.
June 29, 1994	The Hawks select guard Gaylon Nickerson from NW Oklahoma State with the 34th pick in the second round in the 1994 NBA Draft, the club's only selection. Atlanta's first round pick goes to the Los Angeles Clippers as a result of the Dominique Wilkins/Danny Manning trade.
June 22, 1994	Atlanta acquires Ken Norman from Milwaukee in exchange for the rights to Roy Hinson.
May 27, 1994	Lenny Wilkens named IBM NBA Coach of the Year to go along with that same honor from The Sporting News, Basketball Weekly and Basketball Digest.
May 13, 1994	Hawks president Stan Kasten announces the club's intentions of building a new arena for the Hawks, perhaps to be ready for the 1999 season, with hopes of drawing an NHL franchise to the building as well.
May 11, 1994	Mookie Blaylock selected to the NBA's All-Defensive First Team.
April 23, 1994	Atlanta clinches its first Central Division title since 1986-87 and home court advantage throughout the Eastern Conference playoffs with a 93-89 win over Orlando in the Hawks' last game of the regular season.
February 24, 1994	Hawks acquire Danny Manning from the Los Angeles Clippers in exchange for Dominique Wilkins and a conditional 1994 or 1995 first round draft pick.
February 15, 1994	Dominique Wilkins becomes the NBA's ninth all-time leading scorer with 23,178 points.
February 10, 1994	Dominique Wilkins becomes the NBA's 10th all-time leading scorer with 23,150 points.
February 2, 1994	Lenny Wilkens becomes the second coach in NBA history to win 900 games, joining Arnold "Red" Auerbach.
February 2, 1994	Dominique Wilkins and Mookie Blaylock named to the Eastern Conference All-Star team for the February 13th game in Minneapolis, Minnesota.
January 28, 1994	Lenny Wilkins along with assistant coaches Dick Helm and Brian Winters named coaches of the Eastern Conference All-Star squad.
December 16, 1993	Doug Edwards is activated off the injured list.
December 13, 1993	Hawks release John Bagley.
November 26, 1993	Atlanta signs John Bagley.
November 23, 1993	Hawks release Ricky Grace.
November 6, 1993	Atlanta releases Todd Mundt and signs Ricky Grace.
November 2, 1993	Atlanta waives Steve Henson, Rich Manning and Greg Foster.
October 14, 1993	Hawks release Byron Dinkins and Corey Allen.
September 7, 1993	Hawks sign free agent center Andrew Lang to a six-year deal.
July 2, 1993	Hawks sign free agent Craig Ehlo to a three-year deal.
July 1, 1993	Contract offers are tendered to Steve Henson and Greg Foster, and the option year is picked up on the contract of Duane Ferrell.
June 29, 1993	Hawks select Doug Edwards of Florida State with the 15th pick in the first round of the 1993 NBA Draft. With the second pick (40th overall), the club picked Washington's Richard Manning.
June 9, 1993	Guard Mookie Blaylock is signed to a new five-year contract, negating the option year on his previous contract with the New Jersey Nets.
June 1, 1993	Former Cleveland coach Lenny Wilkens becomes the seventh full-time head coach of the Atlanta Hawks. He later names Dick Helm and Brian Winters as his assistants.
May 10, 1993	Bob Weiss' contract as Hawks head coach is not renewed.
April 1, 1993	Randy Breuer signed for the remainder of the season.
March 22, 1993	Randy Breuer signed to his second 10-day contract.
March 10, 1993	Blair Rasmussen placed on the injured list (back) and Randy Breuer is signed to a 10-day contract.
February 2, 1993	Dominique Wilkins becomes the franchise's all-time leading scorer, breaking Bob Pettit's record of 20,880 points. Wilkins ends the 1992-93 season with 22,096 points.
January 25, 1993	Blair Rasmussen is activated and Alex Stivins is released.
January 20, 1993	Alex Stivins signed to his second 10-day contract.
January 12, 1993	Dominique Wilkins is activated and Blair Rasmussen is placed on the injured list (back).
January 10, 1993	Alex Stivins signed to a 10-day contract.
January 6, 1993	Blair Rasmussen is activated, and the club releases Andre Spencer and Alex Stivins.
January 1, 1993	Hawks sign Alex Stivins and release Morlon Wiley.
December 24, 1992	Blair Rasmussen is placed on the injured list (back) and the club signs Andre Spencer.
December 22, 1992	Dominique Wilkins is placed on the injured list (fractured finger) and the club signs Steve Henson.
December 15, 1992	Jeff Sanders is released and Atlanta signs Greg Foster.
November 6, 1992	Dominique Wilkins scores his 20,000th point with a one-handed baseline jumper in the opener against New York.
November 5, 1992	Ronnie Coleman is released from training camp.
November 3, 1992	Hawks obtain Mookie Blaylock and Roy Hinson from New Jersey for Rumeal Robinson. In addition, the team waives Rodney Monroe, Elmer Bennett and Dan Cryuk.

## MAJOR TRANSACTIONS: 1968 - 2017, CONT.

October 15, 1992	LaKeith Humphrey and Mark Strickland are released from training camp.
August 28, 1992	Gary Wortman named Assistant Coach and Director of Scouting.
August 14, 1992	Hawks sign Paul Graham to a two-year contract with an option. The club confirms Alexander Volkov has signed a contract with Panasonic Reggio Calabria in Italy.
August 13, 1992	Former Director of Scouting Ed Badger joins Indiana as an assistant coach.
July 11, 1992	Hawks sign Adam Keefe to a five-year contract, replacing the salary of guard Maurice Cheeks.
June 24, 1992	Hawks select Stanford's Adam Keefe with the 10th pick in the first round of the 1992 NBA Draft. Notre Dame's Elmer Bennett is Atlanta's choice in the second round.
March 23, 1992	Rookie forward Stacey Augmon scores the NBA's 6,000,000th point in the second quarter on a layup against Golden State.
March 17, 1992	Signed Jeff Sanders to a contract for remainder of the season.
March 7, 1992	Signed Jeff Sanders to second 10-day contract.
February 26, 1992	Placed Dominique Wilkins on the injured list and signed Jeff Sanders to a 10-day contract.
February 9, 1992	Kevin Willis registers eight points and four rebounds in his first All-Star Game appearance.
January 30, 1992	Dominique Wilkins undergoes successful surgery on his right Achilles tendon at the Hughston Sports Medicine Hospital in Columbus, GA.
January 29, 1992	Hawks forward Kevin Willis is named to replace injured teammate Dominique Wilkins on the Eastern Conference All-Star squad.
January 28, 1992	Hawks forward Dominique Wilkins is named as a reserve to the Eastern Conference All-Star team. In the second quarter (5:32 left) of that night's game against Philadelphia, Wilkins suffers a ruptured Achilles tendon. The injury forces him to miss the remainder of the 1991-92 season.
January 2, 1992	Released Gary Leonard and signed Morlon Wiley.
November 25, 1991	Kevin Willis named Edge/NBA Player of the Week.
November 12, 1991	Travis Mays is lost for season after ankle surgery to repair two torn tendons.
November 8, 1991	Placed Travis Mays on injured list and signed Paul Graham.
October 31, 1991	Released Paul Graham from training camp.
October 30, 1991	Released guards Clifford Lett and Darren Henrie and center Dave Popson from training camp.
October 2, 1991	Hawks obtain Maurice Cheeks from New York for Tim McCormick.
August 13, 1991	Hawks name Bob Weinbauer assistant coach, replacing Kevin Loughery who joined the Miami Heat as their head coach on June 27, 1991.
July 1, 1991	Hawks obtain Blair Rasmussen from Denver for the draft rights to Anthony Avent (15th overall pick), and Travis Mays from Sacramento for Anthony "Spud" Webb.
June 26, 1991	Hawks trade Glenn "Doc" Rivers to L.A. Clippers for rights to the ninth pick in the 1991 NBA Draft.
April 1, 1991	Hawks waive Trevor Wilson.
March 13, 1991	Hawks place Trevor Wilson on injured list and activate Gary Leonard.
March 3, 1991	Dominique Wilkins named Edge/NBA Player of the Month for February.
March 1, 1991	Hawks sign free agent Gary Leonard and place him on the suspended list.
January 8, 1991	Dominique Wilkins named Edge/NBA Player of the Week.
January 2, 1991	Bob Weiss named Digital/NBA Coach of the Month for December.
November 13, 1990	Hawks activate Jon Koncak from injured list and waive Howard Wright.
November 2, 1990	Hawks place Jon Koncak on injured list and re-sign Duane Ferrell.
November 1, 1990	Hawks place Alexander Volkov on injured list after undergoing surgery on his fractured wrists.
October 31, 1990	Hawks waive Duane Ferrell and Darren Henrie from training camp roster.
October 19, 1990	Hawks waive Stephen Bardo and Scott Haffner from training camp roster.
October 2, 1990	Hawks waive Henry Turner and Lanard Copeland from training camp roster.
September 27, 1990	Hawks trade Kenny Smith and Roy Marble to Houston for Tim McCormick and John Lucas.
June 19, 1990	Bob Weiss names Kevin Loughery and Johnny Davis as his new assistant coaches.
May 22, 1990	Bob Weiss replaces Michael Fratello as the sixth Atlanta head coach.
April 23, 1990	Michael Fratello resigns as Hawks head coach.
March 15, 1990	Glenn Rivers returns from injured list, Mike Williams is released and Duane Ferrell is signed for remainder of the season.
March 6, 1990	Jon Koncak returns from injured list and Duane Ferrell is signed to a second 10-day contract.
February 22, 1990	Roy Marble placed on NBA's suspended list and Duane Ferrell is signed to a 10-day contract.
February 15, 1990	Hawks release Haywoode Workman.
February 14, 1990	Atlanta names Pete Babcock general manager replacing Stan Kasten who retains title of team president.
February 13, 1990	Hawks obtain Kenny Smith and Mike Williams from Sacramento in exchange for Antoine Carr, Sedric Toney and Hawks second round pick in 1991.
February 6, 1990	John Battle returns from injured list and Haywoode Workman is signed to a second 10-day contract.
February 1, 1990	Hawks place Jon Koncak on injured list.
January 26, 1990	Hawks sign John Long for remainder of the season, place Glenn Rivers on injured list (herniated disk in his lower back) and sign Haywoode Workman to a 10-day contract.
January 19, 1990	Cliff Livingston returns from injured list.
January 15, 1990	Hawks sign John Long to a second 10-day contract.
January 6, 1990	Hawks place John Battle on injured list after undergoing arthroscopic knee (left) surgery and sign Wes Matthews to a 10-day contract.
January 5, 1990	Hawks place Cliff Livingston on injured list after suffering injury to his right knee and sign John Long to a 10-day contract.
November 2, 1989	Hawks release Haywoode Workman, Duane Ferrell and Mitch McMullen from training camp roster.
March 7, 1989	Dudley Bradley returns to active roster and Hawks do not re-sign Pace Mannion.
February 24, 1989	Hawks sign Pace Mannion to a second 10-day contract.
February 14, 1989	Hawks place Dudley Bradley on injured list due to reactive inflammatory arthritis in his right knee, and as a result, sign Pace Mannion to a 10-day contract.
November 4, 1988	Hawks place Kevin Willis on injured list with a Jones fracture of the fifth metatarsal of his left foot.
October 7, 1988	Hawks sign free agents Dudley Bradley, Ray Tolbert and Duane Ferrell to contracts.
August 16, 1988	Hawks sign unrestricted free agent Moses Malone to a three-year contract.
June 27, 1988	Hawks acquire veteran guard Reggie Theus and 1988 third round pick from Sacramento in exchange for Randy Wittman and 1988 first round pick.
June 13, 1988	Assistant Coach Don Chaney resigns to become head coach of Houston Rockets.
March 25, 1988	Leon Wood signs for remainder of season.

## MAJOR TRANSACTIONS: 1968 - 2017, CONT.

March 15, 1988	Hawks sign free agent guard Leon Wood to second 10-day contract. Jon Koncak placed on injured list with torn right knee ligaments suffered 2/12/88 at Detroit. John Battle activated from injured list.
March 4, 1988	Hawks sign veteran free agent guard Leon Wood to 10-day contract.
February 22, 1988	Hawks sign Ennis Whitley to second 10-day contract.
February 11, 1988	Hawks sign veteran free agent guard Ennis Whitley to 10-day contract.
December 15, 1987	Chris Washburn obtained from Warriors in exchange for rights to Ken Barlow. Hawks top pick in 1986 draft.
December 14, 1987	Mike McGee traded to Kings in exchange for second round draft picks in 1991 and 1995.
November 3, 1987	Hawks trade 1987 top pick Dallas Comegys to Nets in exchange for second round pick in 1990.
June 10, 1987	Don Chaney appointed assistant coach.
June 4, 1987	Stan Kasten named NBA Executive of the Year by The Sporting News.
May 30, 1987	Willis Reed resigns and accepts assistant coaching position with Sacramento Kings under Bill Russell.
March 13, 1987	Anthony "Spud" Webb is activated from list after missing 44 games and Scott Hastings is placed on injured list due to nagging knee problems.
March 2, 1987	Scott Hastings is activated from list and Gus Williams is placed on injured list due to a strained back.
February 23, 1987	Jerome Henderson's 10-day contract expires and he is not re-signed.
February 14, 1987	Hawks sign center Jerome Henderson of the Pensacola Tornadoes of the CBA to a 10-day contract. Tree Rollins is placed on the injured list.
February 11, 1987	Tree Rollins breaks big toe on right foot in game with Clippers.
January 6, 1987	Hawks sign veteran free agent guard Gus Williams for the remainder of the season.
January 4, 1987	Mike Wilson is not signed to a second 10-day contract when first expires.
December 27, 1986	Anthony "Spud" Webb is placed on injured list and Hawks sign guard Mike Wilson to a 10-day contract.
December 23, 1986	Anthony "Spud" Webb undergoes knee surgery at the Hughston Sports Medicine Clinic in Columbus, GA for torn cartilage in right knee.
December 15, 1986	Dominique Wilkins named Edge/NBA Player of the Week.
December 5, 1986	Anthony "Spud" Webb injures right knee at Indiana.
November 25, 1986	Hawks waive Cedric Henderson and activate Antoine Carr.
November 6, 1986	Hawks' President and General Manager Stan Kasten is named President of the Atlanta Braves Baseball Club.
November 1, 1986	Hawks open season with forward Antoine Carr on injured list due to burns suffered on right leg in accident during the pre-season.
October 3, 1986	Lorenzo Charles elects to play season in Italy.
September 23, 1986	Dominique Wilkins signs new five-year contract with Hawks.
September 10, 1986	Hawks name Brian Hill an assistant coach.
August 20, 1986	Assistant coach Ron Rothstein resigns to accept top assistant position with the Detroit Pistons.
August 7, 1986	Hawks sign head coach Mike Fratello to a four-year contract.
June 4, 1986	Stan Kasten named Executive of the Year by The Sporting News. Mike Fratello named Coach of the Year by The Sporting News.
May 2, 1986	Mike Fratello named Haggard/NBA Coach of the Year.
February 21, 1986	Hawks activate Lorenzo Charles from injured list and place Antoine Carr on injured list.
February 9, 1986	Hawks acquire Johnny Davis from Cavs in exchange for Eddie Johnson.
January 29, 1986	Mike Glenn joins the Milwaukee Bucks after Atlanta allows offer sheet to lapse.
January 28, 1986	Dominique Wilkins named to NBA All-Star squad.
January 14, 1986	Hawks activate Antoine Carr and place Lorenzo Charles on injured list.
January 11, 1986	Free agent Mike Glenn signed to an offer sheet by the Milwaukee Bucks.
December 4, 1985	Hawks waive Ray Williams and activate Glenn Rivers from injured list.
November 4, 1985	Hawks waive Sedric Toney and activate Eddie Johnson.
October 28, 1985	Hawks sign free agent Eddie Johnson.
October 25, 1985	Hawks sign free agent Ray Williams.
May 7, 1985	Willis Reed appointed assistant coach.
February 22, 1985	Hawks activate Glenn Rivers.
February 15, 1985	Hawks do not re-sign Stewart Granger or Charlie Criss and activate Mike Glenn.
February 5, 1985	Hawks place guard Glenn Rivers on the injured reserve list and sign Charlie Criss to a 10-day contract. Hawks also sign Stewart Granger to his second 10-day contract.
January 26, 1985	Hawks sign Stewart Granger to a 10-day contract and elect not to sign Sidney Lowe for the remainder of the season.
January 16, 1985	Hawks place guard Mike Glenn on the injured list and sign Sidney Lowe to his second 10-day contract.
January 2, 1985	Hawks activate forward Antoine Carr.
December 20, 1984	Hawks sign Sidney Lowe to a 10-day contract.
December 18, 1984	Hawks activate guard Randy Wittman and release guards Walker Russell and Sidney Lowe.
November 26, 1984	Hawks place forward Antoine Carr on the injured list for a broken left thumb and sign guard Sidney Lowe.
November 7, 1984	Hawks activate Scott Hastings and release Leo Rautins.
October 31, 1984	Hawks sign guard Walker Russell and release guard Jerry Eaves.
October 26, 1984	Hawks sign guard Mike Glenn and to make room for him on the roster waive guard Walker Russell. Hawks start the season with Randy Wittman and Scott Hastings on the injured reserve list due to knee surgery.
October 16, 1984	Hawks sign free agent guard Jerry Eaves.
October 15, 1984	Hawks sign free agent guard Leo Rautins.
September 5, 1984	Hawks sign Antoine Carr to a multi-year contract.
August 8, 1984	Hawks acquire Stewart Granger and John Garris from Cleveland in exchange for Johnny Davis.
July 24, 1984	Hawks sign top 1984 draft choice Kevin Willis.
July 19, 1984	Hawks announce plans to play 12 games in 84-85 in New Orleans.
July 11, 1984	Hawks sign free agent guard Walker Russell.
June 18, 1984	Hawks acquire Cliff Livingston, the rights to Antoine Carr and second round draft picks in 1986 and 1987 from Detroit in exchange for Dan Roundfield.
February 4, 1984	Hawks sign free agent Charlie Criss.
December 20, 1983	Hawks sign free agent Mark Landsberger.
July 10, 1983	Hawks name Ron Rothstein an assistant coach.
July 6, 1983	Hawks acquire rights to Randy Wittman from Bullets in exchange for Tom McMillen.
July 5, 1983	Hawks appoint Bob Reinhart an assistant coach.
June 29, 1983	Hawks acquire Sly Williams and cash from Knicks in exchange for cash and a second round draft pick in 1984.
June 9, 1983	Michael Fratello named head coach.
March 18, 1983	Hawks sign free agent Randy Smith.



## MAJOR TRANSACTIONS: 1968 - 2017, CONT.

February 15, 1983.....	Hawks obtain forward Rickey Brown from Golden State in exchange for cash and a second round draft pick in 1984.
February 13, 1983.....	Hawks trade Steve Hawes to Seattle for Ray Tolbert. Hawks then send Tolbert to Detroit in exchange for two second round draft picks.
February 12, 1983.....	Hawks obtain Scott Hastings and cash from Knicks in exchange for Rory Sparrow.
December 21, 1982.....	Hawks acquire Johnny Davis from the Pacers in exchange for cash and a second-round pick in 1983.
October 21, 1982.....	Hawks sign 1982 top pick Keith Edmonson.
September 27, 1982.....	Hawks obtain George Johnson from San Antonio in exchange for Jim Johnstone and Hawks' second round picks in 1983 and 1985.
September 3, 1982.....	Hawks acquire Dominique Wilkins from the Jazz in exchange for John Drew, Freeman Williams and cash.
June 30, 1982.....	Hawks acquire Mike Glenn from New York in exchange for their second round pick in the 1982 NBA draft. Hawks obtain Freeman Williams from San Diego in exchange for Charlie Criss and Al Wood.
January 20, 1982.....	Hawks waive Craig Shelton.
November 18, 1981.....	Hawks acquire Mike Glenn from New York in exchange for their second round pick in the 1982 NBA draft.
October 26, 1981.....	Hawks obtain Rory Sparrow from New Jersey in exchange for their fourth round choice in the 1982 NBA draft.
August 11, 1981.....	Fred Carter named assistant coach.
June 10, 1981.....	Hawks trade their first round pick in 1981 and Utah's second in 1982 to Chicago for the Bulls' first pick in 1981, a second round choice in 1981, and the option to have Chicago draft in either the Hawks' or the Bulls' first round position in 1982. Hawks select Al Wood with the first round pick, fourth overall, and Clyde Bradshaw with the second, 38th overall.
June 4, 1981.....	Hawks re-sign free agent Steve Hawes to a multi-year contract.
May 21, 1981.....	Hawks name Kevin Loughery head coach.
May 1, 1981.....	Hawks extend the contract of All-Star forward Dan Roundfield.
January 17, 1981.....	Hawks obtain Wes Matthews from Washington in exchange for Don Collins.
December 2, 1980.....	Hawks trade Armond Hill to Seattle for future draft choices and cash.
July 8, 1980.....	Hawks sign free agent center Tom Burleson. Kansas City is awarded cash and a second round pick in 1981 as compensation.
May 28, 1980.....	Dallas selects Jack Givens in the expansion draft.
January 24, 1980.....	Hawks obtain James McElroy from Detroit in exchange for Ron Lee and future draft choices.
November 23, 1979.....	Hawks trade Terry Furlow to Utah for future draft choices and considerations.
November 23, 1979.....	Sam Pellom signed as a free agent.
October 10, 1979.....	Hawks acquire Ron Lee from Utah in exchange for future draft choices.
June 25, 1979.....	Brendan Suhr named assistant coach.
January 31, 1979.....	Hawks acquire Terry Furlow from Cleveland in exchange for Butch Lee and future considerations.
October 4, 1979.....	Hawks waive Ollie Johnson.
June 9, 1978.....	Hawks sign free agent forward Dan Roundfield.
June 2, 1978.....	Hawks sign John Drew to a new six-year agreement.
December 8, 1977.....	Hawks waive Ken Charles.
November 14, 1977.....	Hawks obtain Tom McMillen from New York in exchange for future draft pick.
September 30, 1977.....	Hawks acquire Ollie Johnson from Los Angeles in exchange for Lou Hudson.
August 5, 1977.....	Hawks obtain Ron Behagen from New Orleans as compensation for the signing of free agent Truck Robinson.
June 25, 1977.....	Charlie Criss signs as a free agent.
January 20, 1977.....	Hawks obtain Truck Robinson from Washington with future draft picks in exchange for Tom Henderson and future draft choices.
January 3, 1977.....	Ted Turner purchases the team.
August 5, 1976.....	Hawks acquire Steve Hawes and Geoff Petrie from Portland in exchange for future draft choices.
July 17, 1976.....	Hubie Brown named head coach.
June 16, 1976.....	Hawks obtain Ken Charles, Dick Gibbs and cash from Buffalo in exchange for Tom Van Arsdale.
June 6, 1976.....	Hawks acquire Joe C. Meriwether and Houston's first pick in 1976 draft in exchange for Dwight Jones and Hawks' top pick in 1976 draft.
August 8, 1975.....	Hawks obtain Connie Hawkins from Los Angeles in exchange for future draft choices.
November 8, 1974.....	Hawks acquire Tom Van Arsdale from Philadelphia in exchange for Clyde Lee and number three pick in 1975 draft.
October 4, 1974.....	Hawks acquire Clyde Lee from San Francisco as compensation for the NBA rights to Zelmo Beaty.
May 3, 1974.....	Pete Maravich traded to New Orleans in exchange for Dean Meminger, Bob Kauffman and future draft choices.
October 15, 1972.....	Hawks play first regular season game at The Omni.
November 19, 1971.....	Hawks obtain Jim Washington from Philadelphia in exchange for Bill Bridges.
November 9, 1971.....	Hawks acquire Don Adams and Larry Sigfried from Houston in exchange for Jim Davis and John Valley.
July 26, 1971.....	Hawks receive Herm Gilliam and Don May from Buffalo in return for Walt Hazzard and Jerry Chambers.
February 1, 1970.....	Hawks obtain Walt Bellamy from Detroit in exchange for players to be named later.
May 8, 1969.....	Hawks trade Paul Silas to Phoenix in exchange for Gary Gregor.
October 19, 1968.....	Atlanta beats Milwaukee for the franchise's first win, 125-107.
October 15, 1968.....	Hawks drop regular season opener 125-110 to Cincinnati at Georgia Tech's Alexander Memorial Coliseum.
May 3, 1968.....	It is announced that the St. Louis Hawks would move South to the city of Atlanta for the 1968-69 season, under the guidance of new owners Tom Cousins and former Georgia Governor Carl Sanders.

## OFFENSIVE TEAM STATS: 1968 - 2017 (three-point shot totals on p. 181)

Season	GP	FGM-FGA	Pct.	FT	FT-FTA	Pct.	Off	Def	Total	Reb	Asst.	PF	DQ	Stls	Bkls	Pts	Avg	High
1968-69	82																109.4	156
1969-70	82	3801-8825	446	753	1893-2515	753	142	2754	4279	52.2	1996	2074	30	—	—	9495	117.2	146
1970-71	82	3681-7744	445	613	1925-2530	613	142	2754	4279	50.6	1890	1996	25	—	—	9127	115.8	141
1971-72	82	3758-8152	461	773	1696-2193	773	142	2754	4279	47.5	2020	2104	35	—	—	9212	111.3	137
1972-73	82	3671-7628	468	787	1878-2386	787	142	2754	4279	47.5	2020	2104	35	—	—	9024	110.0	132
1973-74	82	3573-7628	475	765	1606-2098	765	142	2754	4279	49.0	1914	2265	33	823	388	8732	106.5	140
1974-75	82	3563-7504	475	757	1592-2102	757	142	2754	4279	47.7	1778	2174	40	823	388	8650	105.5	133
1975-76	82	3529-7357	480	748	1509-2027	748	142	2754	4279	44.6	2020	2174	34	803	442	8727	106.4	132
1976-77	82	3409-7137	474	748	1939-2930	748	142	2754	4279	44.6	2020	2174	34	803	442	8517	103.9	132
1977-78	82	3162-6671	474	748	2193-2930	748	142	2754	4279	44.6	2020	2174	34	803	442	8727	106.4	132
1978-79	82	3367-6886	489	748	2045-2727	750	176	2440	3664	45.1	1928	2174	34	803	442	8727	106.4	132
1979-80	82	3144-6872	458	765	2024-2651	765	161	2339	3600	43.9	1935	2209	30	748	555	8334	101.6	126
1980-81	82	3401-6709	470	765	1891-2482	765	161	2339	3600	43.0	1935	2209	30	748	555	8334	101.6	126
1981-82	82	3383-7201	470	765	1608-2235	765	161	2339	3600	43.0	1935	2209	30	748	555	8334	101.6	126
1982-83	82	3277-6845	479	765	1834-2384	765	161	2339	3600	43.0	1935	2209	30	748	555	8334	101.6	126
1983-84	82	3367-6886	479	765	1834-2384	765	161	2339	3600	43.0	1935	2209	30	748	555	8334	101.6	126
1984-85	82	3504-7267	482	765	1905-2508	765	161	2339	3600	43.0	1935	2209	30	748	555	8334	101.6	126
1985-86	82	3360-7074	475	765	1905-2508	765	161	2339	3600	43.0	1935	2209	30	748	555	8334	101.6	126
1986-87	82	3156-6998	451	765	1987-2598	777	156	2335	3596	42.8	2037	2109	23	687	389	8699	104.3	133
1987-88	82	3243-6885	471	765	1987-2598	777	156	2335	3596	42.8	2037	2109	23	687	389	8699	104.3	133
1988-89	82	3363-7124	472	765	1626-2339	784	161	2236	3387	41.8	2144	1961	17	672	361	8817	107.5	131
1989-90	82	3438-6935	496	772	1760-2279	772	151	2236	3387	41.8	2144	1961	17	672	361	8817	107.5	131
1990-91	82	3568-7219	494	766	1587-2069	767	180	2499	3579	43.6	2320	2034	29	688	361	8940	109.0	143
1991-92	82	3523-7342	480	766	1537-2006	766	180	2499	3579	43.6	2320	2034	29	688	361	8940	109.0	143
1992-93	82	3509-7074	496	758	1586-2092	758	180	2413	3705	42.6	2189	1732	13	711	333	8834	107.7	138
1993-94	82	3163-6954	455	742	1285-1732	742	157	2358	3451	42.0	1997	1722	13	641	338	8885	108.4	136
1994-95	82	3001-6485	463	726	1394-1919	726	157	2358	3451	42.0	1997	1722	13	641	338	8885	108.4	136
1995-96	82	3044-6419	474	746	1392-1865	746	154	2292	3346	40.8	1841	1807	15	605	332	7959	97.1	127
1996-97	82	2804-6451	435	737	1235-1676	737	145	2225	3270	39.9	1665	1747	18	605	332	7328	89.4	127
1997-98	82	2961-6698	442	735	1302-1772	735	181	2152	3233	39.0	1753	1892	26	617	372	7572	92.3	116
1998-99	50	1598-3873	413	729	784-1076	729	981	1369	1950	39.4	895	1202	10	379	243	4170	83.4	110
1999-00	82	3211-7060	455	769	1381-1796	769	1052	2474	3526	43.0	1886	1830	13	655	404	8176	99.7	131
2000-01	82	2922-6609	442	765	1646-2153	765	1029	2534	3563	43.5	1737	1696	11	698	513	7886	96.2	129
2001-02	82	3065-6675	459	744	1456-1957	744	1004	2523	3527	43.0	1956	1647	8	705	509	8058	98.3	129
2002-03	82	3015-6908	436	760	1530-2013	760	1073	2420	3493	42.6	1771	1668	9	738	409	8006	97.6	124
2003-04	82	2968-6740	440	760	1574-2072	760	1048	2485	3533	43.1	1803	1699	15	731	416	7992	97.5	137
2004-05	82	3044-6389	476	770	1846-2396	770	902	2483	3535	43.1	1803	1699	15	731	416	8401	102.5	135
2005-06	82	3075-6433	478	745	1768-2372	745	981	2335	3316	40.4	1689	1855	13	597	422	8362	102.0	125
2006-07	82	2953-6335	466	734	1699-2315	734	948	2335	3316	40.4	1689	1855	13	597	422	8362	102.0	125
2007-08	82	3115-6733	463	752	1461-1943	752	968	2481	3436	41.9	1825	1793	16	615	421	8203	98.4	117
2008-09	82	3002-6609	454	769	1385-1800	769	955	2481	3436	41.9	1825	1793	16	615	421	8203	98.4	117
2009-10	82	3048-6623	460	745	1380-1852	745	922	2471	3393	41.4	1719	1582	7	506	359	7917	96.5	121
2010-11	82	3009-6537	460	774	1380-1782	774	839	2488	3327	40.6	1719	1582	7	506	359	7917	96.5	121
2011-12	66	2380-5366	444	753	997-1324	753	712	2079	2791	42.3	1354	1263	11	494	348	7857	95.8	118
2012-13	82	3084-6644	464	715	1158-1619	715	758	2593	3351	40.9	2007	1473	8	664	369	8032	96.0	126
2013-14	82	3121-6699	458	781	1392-1782	781	713	2565	3326	40.0	2041	1457	4	744	380	8282	101.0	127
2014-15	82	3121-6699	458	781	1392-1782	781	713	2565	3326	40.0	2041	1457	4	744	380	8282	101.0	127
2015-16	82	3168-6923	451	783	1482-2039	783	679	2772	3451	44.3	2100	1591	5	672	486	8409	102.5	131
2016-17	82	3123-6918	451	728	1484-2039	728	842	2793	3635	44.3	1938	1470	5	672	486	8459	103.2	142

RECORDS PRIOR TO 1970-71 ARE UNAVAILABLE

## DEFENSIVE TEAM STATS: 1968 - 2017 (three-point shot totals on p. 181)

Season	GP	FG Pct.	FT Pct.	Off Reb	Def Reb	Total Reb	Reb Avg	Asst.	PF	DQ	Stls	Bkls	Pts	Avg	High Game
1968-69	82	36.05	78.44	460	460	920	11.3	9123	111.3	142	9123	111.3	9123	111.3	142
1969-70	82	38.17	79.09	483	483	966	11.76	9646	117.6	155	9646	117.6	9646	117.6	155
1970-71	82	36.14	77.79	465	465	930	11.40	9348	114.0	139	9348	114.0	9348	114.0	139
1971-72	82	34.62	75.70	460	460	920	11.24	9219	108.6	145	9219	108.6	9219	108.6	145
1972-73	82	37.00	80.33	461	461	922	11.24	9219	108.6	145	9219	108.6	9219	108.6	145
1973-74	82	36.02	77.44	438	438	876	10.69	8728	106.1	126	8728	106.1	8728	106.1	126
1974-75	82	34.24	76.24	434	434	868	10.59	8641	105.1	135	8641	105.1	8641	105.1	135
1975-76	82	33.01	73.38	450	450	900	10.98	8994	102.4	125	8994	102.4	8994	102.4	125
1976-77	82	32.79	71.76	457	457	914	11.15	9116	103.7	134	9116	103.7	9116	103.7	134
1977-78	82	33.55	72.53	460	460	920	11.22	9160	104.1	130	9160	104.1	9160	104.1	130
1978-79	82	33.65	74.10	473	473	946	11.41	9389	108.1	143	9389	108.1	9389	108.1	143
1979-80	82	32.61	70.27	464	464	928	11.33	9201	104.9	132	9201	104.9	9201	104.9	132
1980-81	82	32.91	70.16	476	476	952	11.61	9481	108.1	143	9481	108.1	9481	108.1	143
1981-82	82	32.91	70.16	476	476	952	11.61	9481	108.1	143	9481	108.1	9481	108.1	143
1982-83	82	32.91	70.16	476	476	952	11.61	9481	108.1	143	9481	108.1	9481	108.1	143
1983-84	82	32.91	70.16	476	476	952	11.61	9481	108.1	143	9481	108.1	9481	108.1	143
1984-85	82	32.91	70.16	476	476	952	11.61	9481	108.1	143	9481	108.1	9481	108.1	143
1985-86	82	32.91	70.16	476	476	952	11.61	9481	108.1	143	9481	108.1	9481	108.1	143
1986-87	82	32.91	70.16	476	476	952	11.61	9481	108.1	143	9481	108.1	9481	108.1	143
1987-88	82	32.91	70.16	476	476	952	11.61	9481	108.1	143	9481	108.1	9481	108.1	143
1988-89	82	32.91	70.16	476	476	952	11.61	9481	108.1	143	9481	108.1	9481	108.1	143
1989-90	82	32.91	70.16	476	476	952	11.61	9481	108.1	143	9481	108.1	9481	108.1	143
1990-91	82	32.91	70.16	476	476	952	11.61	9481	108.1	143	9481	108.1	9481	108.1	143
1991-92	82	32.91	70.16	476	476	952	11.61	9481	108.1	143	9481	108.1	9481	108.1	143
1992-93	82	32.91	70.16	476	476	952	11.61	9481	108.1	143	9481	108.1	9481	108.1	143
1993-94	82	32.91	70.16	476	476	952	11.61	9481	108.1	143	9481	108.1	9481	108.1	143
1994-95	82	32.91	70.16	476	476	952	11.61	9481	108.1	143	9481	108.1	9481	108.1	143
1995-96	82	32.91	70.16	476	476	952	11.61	9481	108.1	143	9481	108.1	9481	108.1	143
1996-97	82	32.91	70.16	476	476	952	11.61	9481	108.1	143	9481	108.1	9481	108.1	143
1997-98	82	32.91	70.16	476	476	952	11.61	9481	108.1	143	9481	108.1	9481	108.1	143
1998-99	82	32.91	70.16	476	476	952	11.61	9481	108.1	143	9481	108.1	9481	108.1	143
1999-00	82	32.91	70.16	476	476	952	11.61	9481	108.1	143	9481	108.1	9481	108.1	143
2000-01	82	32.91	70.16	476	476	952	11.61	9481	108.1	143	9481	108.1	9481	108.1	143
2001-02	82	32.91	70.16	476	476	952	11.61	9481	108.1	143	9481	108.1	9481	108.1	143
2002-03	82	32.91	70.16	476	476	952	11.61	9481	108.1	143	9481	108.1	9481	108.1	143
2003-04	82	32.91	70.16	476	476	952	11.61	9481	108.1	143	9481	108.1	9481	108.1	143
2004-05	82	32.91	70.16	476	476	952	11.61	9481	108.1	143	9481	108.1	9481	108.1	143
2005-06	82	32.91	70.16	476	476	952	11.61	9481	108.1	143	9481	108.1	9481	108.1	143
2006-07	82	32.91	70.16	476	476	952	11.61	9481	108.1	143	9481	108.1	9481	108.1	143
2007-08	82	32.91	70.16	476	476	952	11.61	9481	108.1	143	9481	108.1	9481	108.1	143
2008-09	82	32.91	70.16	476	476	952	11.61	9481	108.1	143	9481	108.1	9481	108.1	143
2009-10	82	32.91	70.16	476	476	952	11.61	9481	108.1	143	9481	108.1	9481	108.1	143
2010-11	82	32.91	70.16	476	476	952	11.61	9481	108.1	143	9481	108.1	9481	108.1	143
2011-12	82	32.91	70.16	476	476	952	11.61	9481	108.1	143	9481	108.1	9481	108.1	143
2012-13	82	32.91	70.16	476	476	952	11.61	9481	108.1	143	9481	108.1	9481	108.1	143
2013-14	82	32.91	70.16	476	476	952	11.61	9481	108.1	143	9481	108.1	9481	108.1	143
2014-15	82	32.91	70.16	476	476	952	11.61	9481	108.1	143	9481	108.1	9481	108.1	143
2015-16	82	32.91	70.16	476	476	952	11.61	9481	108.1	143	9481	108.1	9481	108.1	143
2016-17	82	32.91	70.16	476	476	952	11.61	9481	108.1	143	9481	108.1	9481	108.1	143

## ATTENDANCE TOTALS: 1977-2017

Season	GP	Home Total	Avg	GP	Road Total	Avg	GP	Overall Total	Avg
1977-78	41	304,050	7,416	41	387,942	9,462	82	691,992	8,439
1978-79	41	329,064	8,026	41	411,636	10,040	82	740,700	9,033
1979-80	41	449,843	10,972	41	427,419	10,425	82	877,262	10,698
1980-81	41	362,702	8,892	41	358,884	8,753	82	721,586	8,800
1981-82	41	309,899	7,534	41	394,570	9,624	82	704,469	8,579
1982-83	41	292,690	7,138	41	445,771	10,872	82	738,461	9,006
1983-84	41	292,059	7,139	41	424,276	10,348	82	716,335	8,736
1984-85	41	299,794	7,312	41	432,965	10,561	82	732,759	8,936
1985-86	41	377,678	9,212	41	495,679	12,090	82	873,357	10,650
1986-87	41	549,652	13,406	41	588,639	14,357	82	1,138,291	13,882
1987-88	41	583,073	14,221	41	637,607	15,551	82	1,220,680	14,886
1988-89	41	644,291	15,714	41	665,613	16,234	82	1,309,904	15,974
1989-90	41	573,731	13,993	41	644,023	15,708	82	1,217,754	14,851
1990-91	41	529,171	12,907	41	637,768	15,555	82	1,166,939	14,231
1991-92	41	511,903	12,485	41	638,892	15,583	82	1,150,795	14,583
1992-93	41	491,229	11,981	41	672,412	16,400	82	1,163,641	14,191
1993-94	41	546,749	13,335	41	689,558	16,818	82	1,236,307	15,077
1994-95	41	504,807	12,312	41	709,517	17,305	82	1,214,324	14,809
1995-96	41	496,679	12,114	41	714,066	17,416	82	1,210,745	14,765
1996-97	41	585,802	14,288	41	699,151	17,052	82	1,284,953	15,670
1997-98	41	715,452	17,450	41	698,945	17,047	82	1,414,397	17,249
1998-99	25	331,831	13,273	25	400,575	16,023	50	732,406	14,648
1999-00	41	601,238	14,664	41	667,967	16,292	82	1,269,205	15,478
2000-01	41	560,324	13,666	41	672,553	16,404	82	1,232,877	15,035
2001-02	41	506,110	12,344	41	668,938	16,316	82	1,175,048	14,330
2002-03	41	528,655	12,894	41	671,882	16,387	82	1,200,537	14,641
2003-04	41	565,728	13,798	41	667,598	16,283	82	1,233,326	15,041
2004-05	41	586,390	14,302	41	685,963	16,731	82	1,272,353	15,517
2005-06	41	617,942	15,072	41	699,761	17,067	82	1,317,703	16,070
2006-07	41	639,375	15,595	41	703,992	17,171	82	1,343,367	16,383
2007-08	41	667,518	16,281	41	690,997	16,854	82	1,358,515	16,567
2008-09	41	686,688	16,748	41	709,432	17,303	82	1,396,120	17,026
2009-10	41	687,375	16,546	41	700,983	17,097	82	1,388,358	16,931
2010-11	41	641,596	15,649	41	695,258	16,958	82	1,336,854	16,303
2011-12	33	501,593	15,200	33	555,071	16,820	66	1,056,664	16,010
2012-13	41	620,146	15,126	41	703,804	17,166	82	1,323,950	16,146
2013-14	41	587,927	14,340	41	708,234	17,274	82	1,296,161	15,807
2014-15	41	713,909	17,412	41	709,873	17,314	82	1,423,782	17,363
2015-16	41	690,150	16,832	41	741,886	18,095	82	1,432,036	17,464
2016-17	41	654,306	15,959	41	730,479	17,817	82	1,384,785	16,888

## LARGEST HOME CROWDS

\* 62,046 - Chicago, March 27, 1998  
 45,790 - Chicago, November 7, 1997  
 31,820 - Boston, January 23, 1998  
 \* (NBA Record)

## LARGEST PHILIPS ARENA CROWDS

20,425 - Boston, May 2,

## ATTENDANCE TOTALS: 1977 - 2017

## HOME ATTENDANCE TOTALS

Season	G	REGULAR SEASON				PLAYOFFS			
		Attendance	Avg	SO		G	Attendance	Avg	SO
1968-69	40 (a)	178,979	4,474						
1969-70	38 (a)	197,990	5,210						
1970-71	41 (a)	245,910	5,998						
1971-72	41 (a)	230,784	5,629						
1972-73	41 (b)	304,802	7,434		3	39,444	13,148	1	
1973-74	41 (b)	312,128	7,613	0					
1974-75	41 (b)	205,341	5,008	0					
1975-76	41 (b)	227,815	5,556	0					
1976-77	41 (b)	214,775	5,238	2					
1977-78	41 (b)	304,050	7,416	3	1	15,601	15,601	1	
	36(b)	279,709	7,770	2					
	04(c)	22,127	5,532	1					
	01(d)	2,219	2,219						
1978-79	41 (b)	329,064	8,026	2	4	63,192	15,798	4	
1979-80	41 (b)	449,843	10,972	6	2	31,234	15,617	2	
1980-81	41 (b)	362,702	8,846	0					
1981-82	41 (b)	308,899	7,534	1	1	8,703	8,703	0	
1982-83	41 (b)	292,690	7,138	1	1	10,405	10,405	0	
1983-84	41 (b)	292,059	7,139	1	2	11,830	5,915	0	
1984-85	41 (b)	299,794	7,312	3					
	29(b)	252,814	8,718	2					
	12(e)	46,980	3,915	1					
1985-86	41 (b)	377,678	9,212	3	4	50,216	12,544	2	
1986-87	41 (b)	549,652	13,406	10	5	80,449	16,090	4	
1987-88	41 (b)	583,073	14,221	15	6	84,837	14,140	3	
1988-89	41 (b)	644,291	15,714	24	3	46,503	15,501	0	
1989-90	41 (b)	573,731	13,993	9					
1990-91	41 (b)	529,171	12,907	5	2	23,425	11,713	0	
1991-92	41 (b)	511,903	12,485	7					
1992-93	41 (b)	491,229	11,981	6	1	15,141	15,141	0	
1993-94	41 (b)	546,749	13,335	11	6	86,276	14,379	1	
1994-95	41 (b)	504,807	12,312	4	1	12,106	12,106	0	
1995-96	41 (b)	496,679	12,114	5	4	54,891	13,723	0	
1996-97	41 (b)	585,802	14,288	17	5	81,307	16,261	4	
1997-98	41 TOT	715,452	17,450	12	2	41,819	20,910	1	
	28 (f)	601,579	21,485	10					
	13 (a)	113,873	8,759	2					
1998-99	25 TOT	331,831	13,273	3	5	86,792	17,358	2	
	13 (f)	239,827	18,448	2	4	78,332	19,583	2	
	12 (a)	92,004	7,667	0	1	8,460	8,460	0	
1999-00	41 (g)	601,238	14,664	4					
2000-01	41 (g)	560,324	13,666	2					
2001-02	41 (g)	506,110	12,344	4					
2002-03	41 (g)	528,655	12,894	4					
2003-04	41 (g)	565,728	13,798	7					
2004-05	41 (g)	586,390	14,302	5					
2005-06	41 (g)	617,942	15,072	4					
2006-07	41 (g)	639,375	15,595	8					
2007-08	41 (g)	667,518	16,281	8	3	60,166	20,055	3	
2008-09	41 (g)	686,688	16,748	12	6	115,296	19,216	6	
2009-10	41 (g)	678,375	16,546	11	6	113,670	18,945	6	
2010-11	41 (g)	641,596	15,649	7	6	116,799	19,467	6	
2011-12	33 (g)	501,593	15,200	3	3	57,919	19,306	3	
2012-13	41 (g)	620,146	15,126	5	3	54,717	18,239	3	
2013-14	40 (g)	569,238	14,231	4	3	56,211	18,737	3	
	1 (h)	18,689	18,689	1					
2014-15	41 (g)	713,909	17,412	25	8	147,044	18,381	8	
2015-16	41 (g)	690,150	16,833	14	5	95,059	19,012	5	
2016-17	41 (g)	654,306	15,959	10	3	56,391	18,797	3	
TOTALS	1,940	13,046,060	11,265	283	101	1,570,399	15,549	65	

- (a) — played in Atlanta, Alexander Memorial Coliseum  
 (b) — played in Atlanta, The Omni  
 (c) — played in Charlotte, NC  
 (d) — played in Louisville, KY  
 (e) — played in New Orleans, LA  
 (f) — played in Atlanta, The Georgia Dome  
 (g) — played in Atlanta, Philips Arena  
 (h) — played in The O2 Arena, London, England

1,059,540  
 10,227,406  
 22,127  
 2,219  
 46,980  
 841,406  
 11,362,290  
 18,689

## MISCELLANEOUS RECORDS

## RECORD BY MONTHS

Season	October	November	December	January	February	March	April
1968-69	3-4	9-8	10-3	11-7	9-7	6-5	—
1969-70	4-3	12-5	10-6	6-11	8-7	—	—
1970-71	1-5	5-11	7-11	6-10	5-7	9-2	—
1971-72	3-6	2-11	8-8	7-8	7-6	9-5	—
1972-73	4-6	6-7	12-4	7-9	8-4	9-6	—
1973-74	6-4	6-7	7-7	4-13	5-9	7-7	—
1974-75	3-4	6-8	6-9	6-11	3-9	7-8	0-2
1975-76	1-1	9-6	6-12	3-10	2-12	2-12	1-6
1976-77	2-4	5-9	5-12	6-7	7-5	5-10	1-4
1977-78	3-1	8-6	6-11	6-9	6-6	8-7	4-1
1978-79	4-4	8-5	7-9	6-4	8-7	8-7	—
1979-80	6-5	9-6	10-4	7-8	8-3	10-4	—
1980-81	5-5	3-11	10-5	1-13	5-7	7-10	—
1981-82	0-1	8-4	4-11	7-6	5-8	12-5	6-5
1982-83	0-2	7-5	7-8	7-9	7-6	10-7	48-34
1983-84	1-1	7-7	8-7	8-6	7-8	4-12	5-1
1984-85	1-2	6-8	6-9	6-7	5-8	5-11	5-3
1985-86	1-2	7-9	7-4	11-4	8-6	12-5	4-2
1986-87	0-0	12-3	8-4	7-6	13-2	7-7	—
1987-88	0-0	7-5	13-2	9-7	6-6	8-6	7-6
1988-89	0-0	8-6	11-3	7-7	9-4	6-8	10-2
1989-90	0-0	7-6	9-5	5-9	6-9	7-8	7-4
1990-91	0-0	4-10	11-3	9-7	8-5	6-9	5-5
1991-92	0-0	8-8	5-7	10-6	6-6	6-10	3-7
1992-93	0-0	6-6	6-9	9-6	5-8	12-3	5-7
1993-94	0-0	10-4	9-3	11-4	8-5	12-4	7-5
1994-95	0-0	4-9	8-8	4-9	8-4	7-8	7-4
1995-96	0-0	9-5	4-10	11-4	7-5	9-7	6-5
1996-97	0-0	9-7	7-4	14-2	8-5	12-4	6-4
1997-98	1-0	13-2	5-8	9-8	5-6	9-5	8-3
1998-99	0-0	5-11	5-11 in May '99)	5-11	6-6	11-7	10-6
1999-00	0-0	6-9	5-8	6-9	6-6	4-13	2-9
2000-01	0-1	3-12	7-7	6-8	2-12	5-11	2-6
2001-02	0-1	6-10	5-8	3-12	6-6	9-7	4-5
2002-03	1-8	7-8	4-8	4-8	6-6	8-8	6-2
2003-04	0-2	6-10	3-12	6-9	4-7	5-11	4-3
2004-05	0-0	2-12	3-11	4-11	1-11	1-15	2-9
2005-06	0-0	2-12	5-9	5-10	6-6	4-12	4-7
2006-07	0-0	6-7	3-13	3-13	5-9	3-10	3-1
2007-08	0-0	6-9	9-4	4-11	6-8	9-8	3-5
2008-09	1-0	9-6	11-4	6-10	6-5	10-7	4-3
2009-10	2-0	10-5	9-6	9-6	7-5	9-5	5-3
2010-11	3-0	8-7	10-7	10-7	8-6	7-8	1-6
2011-12	0-0	0-0	3-1	13-5	4-9	11-8	9-3
2012-13	0-0	9-5	10-5	7-9	7-4	8-10	3-5
2013-14	0-1	9-8	9-5	6-7	2-10	6-10	6-3
2014-15	0-1	9-5	14-2	7-4	7-4	9-3	4-3
2015-16	2-1	10-7	9-5	6-9	5-6	12-4	3-3
2016-17	3-0	7-9	7-7	11-4	5-6	6-10	4-3

## RECORD BY DIVISION

Season	East	West	Atlantic	Central	Midwest	Pacific	Record
1968-69	22-20	26-14	—	—	—	—	48-34
1969-70	24-18	24-16	—	—	—	—	48-34
1970-71	—	—	12-10	9-7	3-17	12-12	36-46
1971-72	—	—	10-10	9-9	8-12	9-15	36-46
1972-73	—	—	15-9	10-12	7-9	14-6	46-36
1973-74	—	—	7-17	13-9	3-13	12-8	35-47
1974-75	—	—	3-13	11-19	6-10	11-9	31-47
1975-76	—	—	9-11	7-19	7-9	6-14	29-53
1976-77	—	—	9-11	9-11	7-16	6-13	31-51
1977-78	—	—	12-8	8-12	11-12	10-9	41-41
1978-79	—	—	10-10	14-6	12-7	10-13	46-36
1979-80	—	—	17-13	21-9	5-5	7-5	50-32
1980-81	—	—	9-19	9-21	8-4	5-7	31-51
1981-82	—	—	14-15	15-14	8-4	5-7	42-40
1982-83	—	—	12-17	21-8	6-6	4-8	43-39
1983-84	—	—	16-14	16-14	4-8	4-8	40-42
1984-85	—	—	10-18	15-15	2-10	7-5	34-46
1985-86	—	—	14-14	21-9	6-6	9-3	50-32
1986-87	—	—	20-7	18-13	11-10	8-4	57-25
1987-88	—	—	19-10	16-13	8-6	7-5	50-32
1988-89	—	—	19-8	19-10	5-7	10-5	52-30
1989-90	—	—	12-12	15-15	8-4	6-8	41-41
1990-91	—	—	15-9	11-19	9-5	8-6	43-39
1991-92	—	—	16-12	7-21	9-3	6-8	38-44
1992-93	—	—	14-14	12-16	10-2	7-7	31-52
1993-94	—	—	21-7	21-7	8-4	7-7	57-25
1994-95	—	—	19-9	9-19	7-5	7-7	42-40
1995-96	—	—	17-9	15-13	7-7	7-7	46-36
1996-97	—	—	19-9	15-11	11-3	11-3	56-26
1997-98	—	—	15-11	19-9	8-6	8-6	50-32
1998-99	—	—	12-9	15-9	2-1	2-0	31-19
1999-00	—	—	10-17	10-17	4-10	4-10	28-54
2000-01	—	—	8-19	8-19	2-12	7-7	25-57
2001-02	—	—	10-16	11-17	6-8	6-8	33-49
2002-03	—	—	10-16	14-14	6-8	5-9	33-47
2003-04	—	—	9-17	10-18	6-8	3-11	28-54

	Atlantic	Central	Southeast	Southwest	Northwest	Pacific	Record
2004-05	4-15	2-16	2-13	3-7	1-9	1-9	13-69
2005-06	7-11	3-11	5-11	3-7	2-8	2-8	26-56
2006-07	8-10	5-11	5-11	3-7	4-6	4-6	30-52
2007-08	9-9	6-12	9-7	3-7	5-5	5-5	37-45
2008-09	6-12	13-5	11-5	5-5	7-3	5-5	47-35
2009-10	13-5	11-7	8-8	7-3	7-3	7-3	53-29
2010-11	10-8	12-6	9-7	2-8	5-5	6-4	44-38
2011-12	9-8	11-6	11-3	4-2	4-2	4-2	40-26
2012-13	7-11	11-7	11-5	4-6	6-4	5-5	44-38
2013-14	10-8	10-8	8-8	2-8	4-6	4-6	38-44
2014-15	12-6	14-4	12-4	6-4	8-2	8-2	60-22
2015-16	11-7	10-7	9-8	8-2	6-4	5-5	48-34
2016-17	13-5	11-7	6-10	6-4	4-6	4-6	43-39



## MISCELLANEOUS RECORDS

## HAWKS WINNING STREAKS

Year	WINNING STREAKS			LOSING STREAKS		
	Home	Away	Overall	Home	Away	Overall
1968-69	6	7	12	2	6	4
1969-70	6	4	9	5	5	5
1970-71	6	2	6	4	10	6
1971-72	6	2	6	4	5	6
1972-73	7	3	6	3	4	3
1973-74	4	3	3	2	8	4
1974-75	4	3	4	2	10	4
1975-76	4	3	4	5	22	16
1976-77	4	3	3	4	7	5
1977-78	5	4	7	2	7	4
1978-79	16	3	9	2	6	4
1979-80	7	5	7	2	4	5
1980-81	6	4	6	7	12	10
1981-82	8	4	5	5	7	8
1982-83	8	3	6	3	5	4
1983-84	11	2	4	6	10	7
1984-85	4	2	3	6	5	6
1985-86	13	4	7	1	7	3
1986-87	9	5	11	1	6	4
1987-88	15	3	7	4	4	4
1988-89	8	2	9	2	4	3
1989-90	8	2	7	4	7	6
1990-91	22	6	7	6	8	9
1991-92	7	2	6	4	4	7
1992-93	10	2	6	7	4	4
1993-94	9	7	14	2	4	4
1994-95	5	3	4	2	4	4
1995-96	8	4	10	5	4	5
1996-97	20	3	10	1	4	3
1997-98	7	4	11	3	5	7
1998-99	4	4	7	4	3	4
1999-00	5	2	5	3	14	9
2000-01	3	3	4	7	14	10
2001-02	6	2	3	4	7	6
2002-03	5	1	4	4	13	6
2003-04	2	2	3	3	9	7
2004-05	2	1	1	11	23	14
2005-06	4	2	3	3	11	9
2006-07	5	5	4	6	13	8
2007-08	6	2	5	3	7	6
2008-09	8	4	7	2	5	4
2009-10	12	2	7	2	6	4
2010-11	10	6	6	3	5	6
2011-12	6	4	4	3	3	3
2012-13	4	5	6	2	6	4
2013-14	5	3	5	3	10	8
2014-15	12	12	19	1	3	3
2015-16	6	4	7	4	4	3

## HAWKS RECORD AT THE ALL-STAR BREAK

Year	W-L before All-Star Game		Final Record	Year	W-L before All-Star Game		Final Record
	W-L before All-Star Game	W-L after All-Star Game			W-L before All-Star Game	W-L after All-Star Game	
1968-69	27-17	21-17	48-34	1992-93	24-27	19-12	43-39
1969-70	31-21	17-13	48-34	1993-94	34-13	23-12	57-25
1970-71	14-32	22-14	36-46	1994-95	22-26	20-14	42-40
1971-72	17-30	19-16	36-46	1995-96	26-21	20-15	46-36
1972-73	27-24	19-12	46-46	1996-97	31-15	25-11	56-26
1973-74	21-24	14-23	35-47	1997-98	29-20	21-12	50-32
1974-75	17-26	14-25	31-51	1998-99	-	-	31-19
1975-76	24-25	5-28	29-53	1999-00	19-28	9-26	28-54
1976-77	22-34	9-17	31-51	2000-01	16-33	9-24	25-57
1977-78	24-27	17-14	41-41	2001-02	16-33	17-16	33-49
1978-79	28-25	18-11	46-36	2002-03	19-30	16-17	35-47
1979-80	32-23	18-9	50-32	2003-04	18-35	10-19	28-54
1980-81	19-34	12-17	31-51	2004-05	10-41	3-28	13-69
1981-82	19-22	23-18	42-40	2005-06	16-34	10-22	26-56
1982-83	24-26	19-13	43-39	2006-07	21-31	9-21	30-52
1983-84	24-20	16-22	40-42	2007-08	22-28	15-17	37-45
1984-85	21-29	13-19	34-48	2008-09	31-21	16-14	47-35
1985-86	28-20	22-12	50-32	2009-10	33-18	20-11	53-29
1986-87	29-16	28-9	57-25	2010-11	34-21	10-17	44-38
1987-88	30-15	20-17	50-32	2011-12	19-14	21-12	40-26
1988-89	28-19	24-11	52-30	2012-13	29-22	15-16	44-38
1989-90	22-24	19-17	41-41	2013-14	25-26	13-18	38-44
1990-91	26-21	17-18	43-39	2014-15	43-10	17-12	60-22
1991-92	24-23	14-21	38-44	2015-16	31-24	17-10	48-34
				2016-17	32-24	11-15	43-39

## MISCELLANEOUS RECORDS

## HAWKS ALL-TIME TRIPLE DOUBLES (REGULAR SEASON ONLY)

Player	Date and Opponent	Stats	Player	Date and Opponent	Stats
Bill Bridges	12/21/68 vs. DET	12 p/25 r/12 a	Mookie Blaylock	11/27/93 vs. PHI	15 p/10 r/10 a
	11/29/69 vs. CIN	19 p/28 r/11 a		3/26/94 vs. MIA	17 p/11 r/14 a
	12/12/69 vs. LAL	13 p/10 r/11 a		11/18/94 vs. MIL	17 p/10 r/12 a
	2/2/70 vs. DET	13 p/17 r/12 a		3/5/95 at ORL	15 p/11 r/14 a
Walt Bellamy	2/21/70 at NYK	20 p/17 r/10 a		3/17/98 at TOR	10 p/11 r/12 a
	3/20/70 vs. NYK	11 p/12 r/10 a		4/14/98 vs. PHI	14 p/11 a/10 s
	11/1/70 at CLE	10 p/14 r/11 a		5/2/99 at CLE	19 p/11 r/10 a
Herm Gilliam	2/5/74 vs. CAP	34 p/13 r/13 a	Dikembe Mutombo	2/15/00 vs. NJN	21 p/13 r/11 b
Steve Hawes	11/9/78 vs. SD	12 p/10 r/10 a	Toni Kukoc	3/13/01 vs. VAN	20 p/10 r/10 a
Tree Rollins	2/21/79 vs. POR	11 p/13 r/12 b		3/17/01 vs. DET	29 p/10 r/10 a
	11/27/82 vs. IND	10 p/15 r/11 b	Jason Terry	2/28/03 at CHI	23 p/10 r/13 a
	12/21/82 at CHI	14 p/15 r/10 b	Bob Sura	4/9/04 vs. BOS	12 p/11 r/12 a
	11/4/83 vs. CHI	15 p/11 r/10 b	Joe Johnson	4/10/04 vs. BOS	15 p/10 r/11 a
Dan Roundfield	4/8/83 vs. CHI	11 p/10 r/11 a		2/1/06 at CHA	15 p/10 r/11 a
Doc Rivers	12/29/87 at CHI	29 p/14 r/12 a	Josh Smith	1/23/08 at DEN	22 p/12 r/10 a
	1/19/88 vs. CHI	19 p/10 r/10 a		2/5/10 vs. CHI	18 p/14 r/10 a
	2/27/88 vs. POR	21 p/10 r/14 a		11/28/10 at TOR	12 p/13 r/10 a
	4/19/89 at MIL	20 p/12 r/10 a	Paul Millsap	3/18/14 vs. TOR	19 p/13 r/10 a
			Al Horford	1/13/15 at PHI	21 p/10 r/10 a

## HAWKS ALL-TIME FOUR-POINT PLAYS (REGULAR SEASON ONLY)

Player	ATLANTA	Date and Opponent	Player	OPPONENTS	Date
Anthony "Spud" Webb		1/23/91 at Was.	Isiah Thomas (Detroit)		2/02/82
Glenn "Doc" Rivers		3/28/91 vs. Hou.	Mark Aguirre (Dallas)		12/27/83
Paul Graham		12/28/92 vs. Was.	Andrew Toney (Philadelphia)		3/06/85
Dominique Wilkins		2/24/93 at Phi	Glen Rice (Miami)		11/28/92
Craig Ehlo		2/28/94 at LAC	Reggie Miller (Indiana)		3/05/94
Eldridge Recasner		3/11/97 vs. Uta.	Scottie Pippen (Chicago)		3/08/94
Steve Smith		3/14/97 vs. Sea.	Pete Myers (Chicago)		3/08/94
Salim Stoudamire		12/4/05 at Pho.	B.J. Armstrong (Golden State)		12/29/95
Salim Stoudamire		2/22/08 at GSW	Brent Price (Washington)		4/04/96
Jamal Crawford		12/26/09 at Ind.	Joe Dumars (Detroit)		4/04/97
Jamal Crawford		1/8/10 vs. Bos.	Morris Peterson (Toronto)		4/12/02
Jamal Crawford		1/20/10 vs. Sac.	Chris Duhon (Chicago)		2/20/07
Jamal Crawford		1/27/10 at SAS	Daniel Gibson (Cleveland)		1/09/08
Jamal Crawford		2/3/10 vs. LAC	Jamal Crawford (New York)		4/11/08
Jamal Crawford		3/6/10 at Mila.	Kevin Martin (Sacramento)		2/18/09
Jamal Crawford		3/8/10 at NYK	Danny Granger (Indiana)		4/10/09
Jamal Crawford		4/9/10 vs. Tor.	Kyle Korver (Utah)		2/22/10
Jamal Crawford		4/10/10 at Was.	Brandon Jennings (Milwaukee)		11/10/10
Jamal Crawford		11/5/10 at Min.	Deron Williams (Utah)		1/5/11
Jamal Crawford		11/7/10 vs. Pho.	James Jones (Miami)		4/11/11
Jamal Crawford		1/5/11 at Uta.	Nick Young (Washington)		12/28/11
Jamal Crawford		1/29/11 at Dal.	Shane Battier (Miami)		1/2/12
Jamal Crawford		3/6/11 vs. NYK	Anthony Morrow (New Jersey)		1/9/12
Kirk Hinrich		3/11/11 at Chi.	Ryan Anderson (Orlando)		4/15/12
Kyle Korver		11/21/12 vs. Was.	James Harden (Houston)		1/5/12
John Jenkins		2/5/13 at Ind.	Jamal Crawford (LA Clippers)		11/24/12
Kyle Korver		3/25/13 at Ind.	Arron Afflalo (Orlando)		12/12/12
John Jenkins		4/6/13 at SAS	Andrei Kirilenko (Minnesota)		1/21/13
Kyle Korver		11/16/13 at NYK	Orlando Johnson (Indiana)		3/25/13
Kyle Korver		12/4/13 vs. LAC	Rudy Gay (Toronto)		4/6/13
Kyle Korver		12/26/13 at Cle.	Alan Anderson (Brooklyn)		1/16/14
Kyle Korver		12/31/13 at Bos.	P.J. Hairston (Charlotte)		11/7/14
Kyle Korver		1/8/14 vs. Ind.	C.J. Miles (Indiana)		12/8/14
Kyle Korver		1/25/14 at Mil.	Stephen Curry (Golden State)		3/18/15
DeMarre Carroll		2/22/14 vs. NYK	Joe Ingles (Utah)		3/8/16
Kyle Korver		2/25/14 vs. Chi.	Ben McLemore (Sacramento)		1/21/16
DeMarre Carroll		3/8/14 at LAC	Damian Lillard (Portland)		1/20/16
DeMarre Carroll		3/23/14 at Tor.	Nicolas Batum (Charlotte)		1/13/16
Cartier Martin		4/14/14 vs. Cha.	Kevin Martin (Minnesota)		11/9/15
Kyle Korver		1/17/15 at Chi.	Kawhi Leonard (San Antonio)		11/28/15
Paul Millsap		1/8/15 at GSW	Robert Covington (Philadelphia)		12/18/15
John Jenkins		3/22/15 vs. SAS	Isiah Thomas (Boston)		12/18/15
Kyle Korver		4/13/15 vs. NYK	Nick Young (LA Lakers)		11/27/16
Tim Hardaway Jr.		3/19/16 vs. HOU	Jimmy Butler (Chicago)		1/25/17
Tim Hardaway Jr.		3/25/16 vs. MIL	Damian Lillard (Portland)		3/18/17
Kyle Korver		3/26/16 at DET	Spencer Dinwiddie (Brooklyn)		3/26/17
Tim Hardaway Jr.		12/9/16 at MIL			

## HAWKS THREE-POINT FG PERCENTAGE

Year	Hawks 3-Pt %	Opponents 3-Pt %	Year	Hawks 3-Pt %	Opponents 3-Pt %
2016-17	.341 (729-2137)	.357 (1280-1658)	1997-98	.332 (337-1016)	.342 (348-1017)
2015-16	.350 (815-2326)	.338 (679-2008)	1996-97	.359 (659-1834)	.347 (485-1399)
2014-15	.380 (818-2152)	.341 (720-2112)	1995-96	.355 (566-1595)	.360 (479-1329)
2013-14	.363 (768-2116)	.345 (654-1793)	1994-95	.341 (535-1580)	.347 (441-1212)
2012-13	.371 (706-1901)	.379 (620-1635)	1993-94	.323 (268-830)	.315 (275-872)
2011-12	.370 (492-1330)	.344 (391-1137)	1992-93	.355 (382-1076)	.337 (281-833)
2010-11	.352 (502-1427)	.338 (459-1358)	1991-92	.313 (210-671)	.343 (251-732)
2009-10	.360 (524-1455)	.345 (480-1392)	1990-91	.324 (271-836)	.349 (217-621)
2008-09	.366 (597-1633)	.328 (428-1496)	1989-90	.302 (124-411)	.340 (181-533)
2007-08	.356 (384-1078)	.362 (512-1413)	1988-89	.277 (110-397)	.288 (147-511)
2006-07	.329 (341-1038)	.376 (465-1236)	1987-88	.301 (85-282)	.335 (136-406)
2005-06	.367 (424-1154)	.368 (444-1205)	1986-87	.318 (135-425)	.300 (128-426)
2004-05	.312 (304-973)	.379 (467-1232)	1985-86	.199 (33-166)	.307 (87-263)
2003-04	.335 (419-1249)	.358 (482-1345)	1984-85	.311 (73-235)	.342 (46-112)
2002-03	.352 (402-1141)	.359 (446-1243)	1983-84	.217 (23-106)	.311 (39-185)
2001-02	.354 (423-1194)	.355 (472-1329)	1982-83	.239 (45-188)	.235 (39-166)
2000-01	.357 (333-933)	.367 (396-1080)	1981-82	.219 (28-128)	.247 (46-186)
1999-00	.317 (258-814)	.367 (373-1015)	1980-81	.122 (10-82)	.211 (32-152)
1998-99	.306 (197-644)	.300 (190-634)	1979-80	.173 (13-75)	.251 (46-183)

## MISCELLANEOUS RECORDS

## HAWKS OPENING GAME RESULTS

HOME	Season	Opponent	Date	Result	Score	Attendance
	1968-69	Cincinnati	10-15-68	lost	125-110	5,606
	1969-70	Seattle	10-15-69	WON	124-119	3,718
	1970-71	Milwaukee	10-17-70	lost	107-98	7,197
	1971-72	Philadelphia	10-16-71	lost	104-102	5,806
	1972-73	* New York	10-15-72	WON	109-101	13,867
	1973-74	Capital	10-08-73	WON	128-114	7,503
	1974-75	Houston	10-19-74	WON	118-112	4,427
	1975-76	New Orleans	10-23-75	WON	109-91	5,579
	1976-77	Houston	10-12-76	lost	120-104	4,385
	1977-78	Cleveland	10-22-77	WON	107-101	7,894
	1978-79	Detroit	10-14-78	WON	122-114	10,249
	1979-80	New York	10-12-79	WON	121-104	9,428
	1980-81	Chicago	10-11-80	WON	101-93	11,275
	1981-82	Philadelphia	10-31-81	lost	108-106	9,824
	1982-83	Boston	10-30-82	lost	112-97	13,419
	1983-84	Detroit	10-29-83	WON	117-115	9,677
	1984-85	Philadelphia	10-27-84	lost	111-108	13,964
	1985-86	Washington	10-25-85	lost	100-910	10,129
	1986-87	New Jersey	11-01-86	WON	131-111	13,776
	1987-88	Washington	11-06-87	WON	114-97	16,064
	1988-89	Indiana	11-08-88	WON	112-107	16,371
	1989-90	Indiana	11-03-89	lost	126-103	15,906
	1990-91	Orlando	11-02-90	WON	115-111	13,593
	1991-92	Detroit	11-02-91	lost	89-87	16,435 **
	1992-93	New York	11-06-92	lost	106-94	16,389
	1993-94	Indiana	11-05-93	WON	116-110	12,032
	1994-95	Indiana	11-04-94	lost	94-92	12,568
	1995-96	Indiana	11-03-95	lost	106-111	15,188
	1996-97	Detroit	11-02-96	lost	90-78	16,378
	1997-98	Toronto	11-01-97	WON	90-85	8,539 ***
	1998-99	Cleveland	2-05-99	WON	99-83	19,806
	1999-00	! Milwaukee	11-04-99	lost	119-109	18,514
	2000-01	Charlotte	10-31-00	lost	106-82	18,465
	2001-02	Washington	11-01-01	lost	98-88	20,073 ***
	2002-03	Utah	10-31-02	WON	105-98	14,155
	2003-04	Indiana	11-01-03	lost	103-99 †	18,818
	2004-05	Cleveland	11-09-04	lost	93-79	19,624
	2005-06	LA Lakers	11-08-05	Oktoberfest	11-08-05	19,523
	2006-07	New York	11-03-06	WON	102-92	19,604
	2007-08	Dallas	11-02-07	WON	101-94	19,767
	2008-09	Philadelphia	11-01-08	WON	95-88	19,651
	2009-10	Indiana	10-28-09	WON	120-109	17,998
	2010-11	Washington	10-30-10	WON	99-95	18,729
	2011-12	Washington	12-28-11	WON	101-83	17,750
	2012-13	Houston	11-02-12	lost	109-102	18,238
	2013-14	Toronto	11-01-13	WON	102-95	18,118
	2014-15	Indiana	11-01-14	WON	102-82	19,118
	2015-16	Detroit	10-27-15	lost	106-94	19,187
	2016-17	Washington	10-27-16	WON	114-99	19,043

49 Year Totals

28-21

ROAD	Season	Opponent	Date	Result	Score	Attendance
	1968-69	Seattle	10-25-68	lost	123-112	4,689
	1969-70	Boston	10-24-69	WON	122-110	6,605 @
	1970-71	Detroit	10-22-70	lost	120-101	10,460
	1971-72	Cincinnati	10-21-71	lost	120-113	5,124
	1972-73	Buffalo	10-10-72	WON	120-109	7,634
	1973-74	Detroit	10-12-73	lost	122-105	5,020
	1974-75	Chicago	10-18-74	lost	120-116 †	7,351
	1975-76	Los Angeles	11-02-75	lost	116-113 †	11,257
	1976-77	Los Angeles	10-29-76	lost	118-101	9,752
	1977-78	Boston	10-25-77	lost	110-103	6,590
	1978-79	Indiana	10-13-78	lost	117-104	8,476
	1979-80	Indiana	10-13-79	lost	115-101	10,904
	1980-81	Detroit	10-18-80	WON	125-123 †	4,036
	1981-82	Chicago	11-03-81	lost	104-96	7,112
	1982-83	Detroit	10-29-82	lost	94-86	15,252
	1983-84	New Jersey	10-28-83	lost	126-108	10,173
	1984-85	New Jersey	10-26-84	WON	119-104	10,061
	1985-86	Milwaukee	11-7-85	lost	117-91	10,237
	1986-87	Philadelphia	11-02-86	lost	122-113	11,468
	1987-88	New York	11-11-87	WON	94-93	12,781
	1988-89	New Jersey	11-04-89	WON	113-105	14,480
	1989-90	Boston	11-10-89	lost	117-106	14,890
	1990-91	Sacramento	11-06-90	WON	102-85	17,014
	1991-92	Charlotte	11-06-91	lost	114-104	23,698
	1992-93	Chicago	11-07-92	WON	106-99	18,676
	1993-94	Chicago	11-08-93	lost	106-80	18,157
	1994-95	Utah	11-07-94	lost	104-86	18,661
	1995-96	Utah	11-06-95	lost	106-96	18,742
	1996-97	Miami	11-01-96	lost	94-81	15,113
	1997-98	Orlando	10-31-97	WON	105-99	17,248
	1998-99	New Jersey	2-07-99	lost	79-69	18,545
	1999-00	Washington	11-02-99	lost	94-87	16,038
	2000-01	New York	11-02-00	lost	94-69	19,763
	2001-02	Houston	10-30-01	lost	89-84 †	9,500
	2002-03	New Jersey	10-30-02	lost	105-95	16,324
	2003-04	New Orleans	10-29-03	lost	88-83 †	15,242
	2004-05	Phoenix	11-03-04	lost	112-82	18,422
	2005-06	Golden State	11-02-05	lost	122-97	18,629
	2006-07	Philadelphia	11-01-06	lost	88-75	17,119
	2007-08	Detroit	11-04-07	lost	92-91	22,076
	2008-09	Orlando	10-29-08	WON	99-85	17,461
	2009-10	LA Lakers	11-01-09	lost	118-110	18,987
	2010-11	Memphis	10-27-10	WON	119-104	17,519
	2011-12	New Jersey	12-27-11	WON	106-70	18,711
	2012-13	Oklahoma City	11-04-12	WON	104-95	18,203
	2013-14	Dallas	10-30-13	lost	118-109	19,834
	2014-15	Toronto	10-29-14	lost	109-102	19,800
	2015-16	New York	10-29-15	WON	112-101	19,812
	2016-17	Philadelphia	10-29-16	WON	104-72	16,312

49 Year Totals

16-33

\* first Hawks game at Omni  
 † first Hawks game at Philips Arena  
 ‡ denotes overtime game

\*\* largest opening night crowd at Omni  
 \*\*\*\* largest opening night crowd ever  
 @ game played in Hartford, CT

\*\*\* opening night at Ga. Tech

## MISCELLANEOUS NUMBERS

## HAWKS OVERTIME GAMES

Season	Home	Road	Total	Pct.	Season	Home	Road	Total	Pct.
1968-69	2-0	0-0	2-0	1.000	1993-94	1-1	0-1	1-2	.333
1969-70	0-0	4-0	4-0	1.000	1994-95	2-2	2-1	4-3	.571
1970-71	1-0	1-1	2-1	.667	1995-96	1-0	1-0	2-0	1.000
1971-72	0-2	0-0	0-2	.000	1996-97	4-0	1-0	5-0	1.000
1972-73	2-1	2-1	4-2	.667	1997-98	2-1	3-1	5-2	.714
1973-74	1-1	0-1	1-2	.333	1998-99	1-2	0-0	1-2	.333
1974-75	1-1	0-2	1-3	.250	1999-00	2-0	0-3	2-3	.400
1975-76	1-1	0-3	1-4	.200	2000-01	0-2	0-0	0-2	.000
1976-77	1-0	0-0	1-0	1.000	2001-02	1-0	0-2	1-2	.333
1977-78	3-0	1-1	4-1	.800	2002-03	2-1	1-3	3-4	.4293
1978-79	3-1	1-1	4-2	.667	2003-04	0-4	0-2	0-6	.000
1979-80	2-1	1-0	3-1	.750	2004-05	0-4	2-1	2-5	.286
1980-81	1-3	1-3	2-6	.250	2005-06	3-1	2-1	5-2	.714
1981-82	1-1	2-1	3-2	.600	2006-07	1-4	2-1	3-5	.375
1982-83	1-1	0-1	1-2	.333	2007-08	2-3	0-1	2-4	.333
1983-84	2-1	0-1	2-2	.500	2008-09	0-0	0-1	0-1	.000
1984-85	0-1	2-2	2-3	.400	2009-10	4-1	0-2	4-3	.571
1985-86	1-1	1-2	2-3	.400	2010-11	0-0	1-1	1-1	.500
1986-87	1-0	1-0	2-0	1.000	2011-12	2-1	3-2	5-3	.625
1987-88	1-1	2-0	3-1	.750	2012-13	3-0	1-1	4-1	.800
1988-89	1-0	1-3	2-3	.400	2013-14	3-0	1-1	4-1	.800
1989-90	0-0	1-1	1-1	.500	2014-15	0-0	0-1	0-1	.0000
1990-91	1-1	0-0	1-1	.500	2015-16	0-3	0-2	0-5	.000
1991-92	2-3	0-3	2-6	.250	2016-17	4-0	1-0	5-0	1.000
1992-93	3-1	1-0	4-1	.800	TOTALS	70-52	43-55	113-107	.514

Team	Site	Hawks	Opp.	W-L
BOSTON (4-8)				
3-08-13	BOS	102	107	L
1-25-13 (20T)	ATL	123	111	W
4-11-12	BOS	86	88	L
11-22-02 (20T)	BOS	98	105	L
3-27-01	ATL	112	115	L
11-23-92	BOS	101	97	W
2-03-87	ATL	126	123	W
1-18-86	ATL	122	125	L
12-18-82	ATL	103	107	L
12-14-74	ATL	90	92	L
2-26-71	BOS	129	136	L
2-14-69	ATL	104	101	W
CHARLOTTE HORNETS/BOBCATS (3-3)				
11-7-14	CHAR	119	122	L
12-28-13	ATL	118	116	W
1-06-12	CHAR	102	96	W
3-19-10	ATL	93	92	W
2-13-08	CHAR	98	100	L
4-11-05	ATL	105	110	L
CHICAGO (4-8)				
12-19-09	CHI	98	101	L
12-16-06	ATL	104	106	L
11-18-88	CHI	112	115	L
12-20-84 (20T)	NO	129	132	L
12-21-82 (20T)	CHI	116	124	L
2-26-82	ATL	110	116	L
1-31-78	CHI	103	106	L
12-21-75	ATL	97	90	W
10-18-74	CHI	115	120	L
12-07-72	CHI	94	89	W
3-19-71	ATL	112	111	W
11-06-69	CHI	142	137	W
CLEVELAND (11-7)				
4-09-17	ATL	126	125	W
4-01-16	ATL	108	110	L
12-26-13 (20T)	CLE	127	125	W
3-21-12	ATL	103	102	W
11-07-06	CLE	104	95	W
1-25-03	CLE	101	91	W
4-13-02 (20T)	ATL	128	123	W
11-08-97	CLE	99	97	W
4-13-93	ATL	109	112	L
11-17-89 (20T)	CLE	125	131	L
3-23-85	CLE	91	86	W
12-09-81	CLE	108	112	L
11-24-81	ATL	94	92	W
1-09-81	ATL	107	108	L
2-29-80	ATL	111	102	W
1-07-75	ATL	113	112	W
2-23-75	CLE	105	111	L
2-08-73	ATL	132	136	L

## MISCELLANEOUS NUMBERS

## HAWKS OVERTIME GAMES, CONT.

Team	Site	Hawks	Opp.	W-L
LOS ANGELES LAKERS (1-2)				
2-19-88	ATL	119	125	L
11-02-75	LA	113	116	L
12-01-72	LA	114	109	W
MEMPHIS/VANCOUVER (0-2)				
3-29-04 (20T)	ATL	133	136	L
11-10-99	VAN	97	102	L
MIAMI (3-3)				
12-23-12	MIA	119	121	L
1-05-12 (30T)	ATL	109	116	L
1-18-11	MIA	93	89	W
12-19-07	ATL	114	111	W
11-18-06	ATL	88	93	L
11-29-02	ATL	100	94	W
MILWAUKEE (3-9)				
1-15-16	MIL	101	108	L
2-20-16 (20T)	ATL	109	117	L
2-28-10	ATL	106	102	W
12-26-97	MIL	94	99	L
11-19-94	ATL	93	97	L
3-01-92	MIL	106	109	L
2-07-85	MIL	94	91	W
3-06-84	ATL	104	109	L
3-29-81	ATL	128	132	L
11-28-80	MIL	108	113	L
1-10-79 (20T)	MIL	117	113	W
3-30-76	MIL	126	130	L
MINNESOTA (3-1)				
4-04-00	MIN	76	86	L
12-13-94	ATL	85	83	W
12-28-91	ATL	125	122	W
1-05-91	ATL	117	112	W
NEW JERSEY (6-5)				
11-23-10	NJ	101	107	L
1-02-09	NJ	91	93	L
2-04-07	NJ	101	99	W
2-27-06	ATL	104	102	W
4-18-00 (20T)	ATL	111	109	W
12-06-94	NJ	94	91	W
1-21-94	ATL	111	113	L
4-19-88	NJ	119	109	W
3-26-85	NO	108	109	L
11-04-78	ATL	117	118	L
10-26-77	NJ	113	110	W
NEW ORLEANS/CHARLOTTE (0-1)				
10-29-03	NO	83	88	L
NEW YORK (11-7)				
01-29-17 (40T)	ATL	142	139	W
12-28-16	ATL	102	98	W
1-01-10	ATL	108	112	L
3-03-07	ATL	100	104	L
3-15-06 (20T)	NY	117	121	L
4-17-05	NY	139	135	W
11-30-04	NY	109	110	L
1-28-00	ATL	98	96	W
11-28-95	NY	102	97	W
4-06-93	ATL	109	104	W
12-07-91	ATL	128	137	L
2-24-84	ATL	105	104	W
12-23-83	ATL	114	113	W
2-24-81	ATL	117	120	L
10-30-80	NY	115	116	L
11-30-78	ATL	102	96	W
2-24-77	ATL	101	98	W
12-16-69	NY	125	124	W
OKLAHOMA CITY/SEATTLE (5-3)				
11-16-07 (20T)	ATL	123	126	L
11-11-06	ATL	112	113	L
11-26-02	ATL	119	116	W
11-13-93	SEA	89	97	L
2-19-82 (30T)	SEA	127	122	W
3-11-79	ATL	113	111	W
2-05-71	SEA	121	120	W
3-16-69	ATL	131	127	W

Team	Site	Hawks	Opp.	W-L
ORLANDO (4-3)				
2-08-16	ATL	110	117	L
2-10-12	ORL	89	87	W
3-19-06	ATL	110	107	W
2-19-99	ATL	94	99	L
3-17-97	ATL	112	107	W
1-09-97	ORL	97	92	W
3-05-95	ORL	111	113	L
PHILADELPHIA (6-5)				
4-08-07	PHIL	104	109	L
4-06-04	ATL	100	103	L
3-27-99	ATL	103	99	W
1-29-98	ATL	109	99	W
3-12-91	ATL	129	133	L
4-15-88	PHIL	103	101	W
3-05-86	PHIL	114	122	L
11-02-85	ATL	114	113	W
12-02-80	ATL	112	108	W
3-11-80	ATL	97	102	L
3-31-78	ATL	111	110	W
PHOENIX (3-1)				
1-07-97	ATL	105	103	W
2-04-89	PHO	118	116	W
12-18-77	ATL	134	129	W
2-16-74	PHO	123	124	L
PORTLAND (3-4)				
2-13-17	POR	109	104	W
11-16-09	ATL	99	95	W
1-21-08	ATL	109	111	L
3-23-07	ATL	100	102	L
1-22-03	ATL	110	112	L
3-29-93	ATL	127	118	W
12-20-80	POR	119	122	L
SAN ANTONIO (5-1)				
1-01-17	ATL	114	112	W
3-21-10	ATL	119	114	W
1-11-97	ATL	87	82	W
12-29-94	ATL	127	121	W
3-10-87	SA	113	106	W
3-20-84	SA	132	135	L
SAN DIEGO / BUFFALO / LA CLIPPERS (0-3)				
1-17-92	LAC	107	111	L
12-11-73	ATL	127	132	L
11-05-71	ATL	117	122	L
TORONTO (6-3)				
3-18-14	ATL	118	113	W
4-02-08	ATL	127	120	W
3-01-06	TOR	113	111	W
4-8-05	TOR	101	109	L
3-11-05	TOR	116	112	W
11-26-04	ATL	97	99	L
1-11-02	TOR	91	94	L
11-26-97 (20T)	TOR	109	104	W
1-04-96	ATL	104	101	W
UTAH / NEW ORLEANS (4-1)				
3-25-12 (40T)	ATL	139	133	W
3-21-94	ATL	100	96	W
12-19-87	ATL	130	124	W
2-19-86	UTAH	105	109	L
3-24-78	ATL	96	94	W
WASHINGTON / CAPITAL / BALTIMORE (11-3)				
12-13-13	ATL	101	99	W
12-18-12	WAS	100	95	W
11-21-12	ATL	101	100	W
1-11-08	ATL	98	102	L
1-14-06	ATL	114	106	W
1-11-98	WAS	107	102	W
11-18-97	ATL	98	89	W
1-24-97	ATL	117	105	W
2-19-92	ATL	102	103	L
4-04-86	WAS	129	135	L
3-16-83	ATL	94	81	W
3-23-74	ATL	119	108	W
11-07-72	ATL	109	107	W
11-01-69	BAL	140	137	W

## HAWKS DRAFT CHOICES

## 2017 DRAFT CHOICES

Name	From	Pos.	Ht.	Wt.	Round	Pick
John Collins	Wake Forest	F	6-10	235	1	19
Tyler Dorsey	Oregon	G	6-5	183	2	41
Alpha Kaba	France	F	6-10	242	2	60

## 1968 - 2016 HAWKS DRAFT CHOICES

Rnd.	Player	College	Pick	Rnd.	Player	College	Pick
2016 DRAFT				(CONT'D)			
1	DeAndre' Bembry	St. Joseph's	21	* On draft night, Jones' rights were traded to the Philadelphia 76ers for a future first-round draft choice (via Toronto).			
2	Isaia Cordinier	Denain ASC Voltaire (France)	44	** On draft night, rights were traded to Portland for cash considerations.			
2	Kay Felder	Oakland University	54				
* The Hawks traded Felder's rights to Cleveland for cash considerations.				1998 DRAFT			
2015 DRAFT				1	Roshown McLeod	Duke	22
1	Kelly Oubre	Kansas	15	2	Cory Carr *	Texas Tech	49
2	Marcus Eriksson	Barcelona	50	* On draft night, Carr's rights were traded to Chicago, along with two future second-round draft picks, for the rights to Shammond Williams.			
2	Dimitrios Agravanis	Olympiacos	59	1997 DRAFT			
* The Hawks traded Oubre's rights to the Washington Wizards in exchange for Jerian Grant, the 19th pick, and two second-round picks. Atlanta then acquired Tim Hardaway Jr. from the New York Knicks in exchange for the draft rights to Grant.				1	Ed Gray	California	22
2014 DRAFT				2	Alain Digbeu	Villeneuve, France	50
1	Adreian Payne	Michigan State	15	2	Chris Crawford	Marquette	51
2	Walter "Edy" Tavares	Gran Canaria	43	1996 DRAFT			
2	Lamar Patterson	Pittsburgh	48	1	Priest Lauderdale	Central State (OH)	28
* The Hawks acquired Patterson's draft rights from Milwaukee, in exchange for a 2015 second-round pick.				1995 DRAFT			
2013 DRAFT				1	Alan Henderson	Indiana	16
1	Dennis Schröder	NY Phantoms Braunschweig (Germany)	17	2	Donnie Boyce	Colorado	42
2	Raul Neto	Lagun Aro (Spain)	47	3	Troy Brown	Providence	45
2	James Ennis	Long Beach State	50	4	Cuonzo Martin	Purdue	57
* On June 28, the Hawks acquired the rights to Lucas Nogueira (16th pick), Mike Muscala (44th pick) and Jared Cunningham from Dallas in exchange for the rights to Shane Larkin (18th pick) ... In addition, the Hawks acquired a 2015 second-round pick from the Utah Jazz in exchange for Raul Neto (47th pick) and a conditional 2017 second-round pick from the Miami Heat in exchange for James Ennis (50th pick).				1994 DRAFT			
2012 DRAFT				2	Gaylon Nickerson	NW Oklahoma State	34
1	John Jenkins	Vanderbilt	23	(Atlanta's first-round position belonged to the LA Clippers as a result of the Dominique Wilkins/Danny Manning trade).			
2	Mike Scott	Virginia	43	1993 DRAFT			
2011 DRAFT				1	Doug Edwards	Florida State	15
2	Keith Benson	Oakland	48	2	Richard Manning	Washington	40
2010 DRAFT				1992 DRAFT			
1	Damion James *	Texas	24	1	Adam Keefe	Stanford	38
2	Pape Sy	France	53	2	Elmer Bennett	Notre Dame	10
* On draft night, James was traded to NJ for rights to Jordan Crawford and Tibor Pleiss ... Pleiss was traded to OKC for cash considerations.				1991 DRAFT			
2009 DRAFT				1	Stacey Augmon	UNLV	9
1	Jeff Teague	Wake Forest	19	2	Anthony Avent *	Seton Hall	15
2	Sergiy Gladys	NBC Mykolaiv	49	2	Rodney Monroe	N.C. State	30
2008 DRAFT				* Avent's rights were traded to Denver on 6/26/91.			
No draft picks				1990 DRAFT			
2007 DRAFT				1	Rumeal Robinson	Michigan	10
1	Al Horford	Florida	3	2	Trevor Wilson	UCLA	36
1	Acie Law IV	Texas A&M	11	1989 DRAFT			
2006 DRAFT				1	Roy Marble	Iowa	23
1	Shelden Williams	Duke	5	2	Haywoode Workman	Oral Roberts	49
2	Solomon Jones	South Florida	33	1988 DRAFT			
2005 DRAFT				2	Anthony Taylor	Oregon	44
1	Marvin Williams	North Carolina	2	3	Jorge Gonzalez	Argentina	54
2	Salim Stoudamire	Arizona	31	3	Darryl Middleton	Baylor	68
2	Centik Akoyi	Turkey (Efes Pilsen)	59	First round pick and Randy Wittman to Sacramento for Reggie Theus 6/27/88.			
2004 DRAFT				1987 DRAFT			
1	Josh Childress	Stanford	6	1	Dallas Comegys	DePaul	21
1	Josh Smith	Oak Hill Academy (HS)	17	2	Terrance Bailey	Wagner	42
2	Donta Smith	SE Illinois JC	34	2	Terry Coner	Alabama	46
2	Royal Ivey	Texas	37	3	Song Tao	China	67
2	Viktor Sanikidze *	SAOS JDA Dijon (Georgia)	42	4	Theo Christodoulou	Greece	90
* On draft night, Sanikidze was traded to the Spurs for a 2005 second-round pick and cash considerations.				5	Jose-Antonio Montero	Spain	113
2003 DRAFT				6	Ricardo Morandotti	Italy	136
1	Boris Diaw	Pau Orthez (France)	21	7	Franjo Arapovic	Yugoslavia	159
2	Travis Hansen	Brigham Young	37	1986 DRAFT			
2002 DRAFT				1	Billy Thompson *	Louisville	19
2	David Andersen	Kinder Bologna (Italy)	3	2	Cedric Henderson	Georgia	32
On draft night, the Hawks acquired the draft rights to Dan Dickau (selected in the first round, 28th overall by Sacramento) in exchange for a future first-round pick.				2	Augusto Binelli	Italian Nat'l.	40
2001 DRAFT				3	Dave Hoppen	Nebraska	65
1	Pau Gasol *	Spain	3	3	Jim Les	Bradley	70
1	Jamaal Tinsley **	Iowa State	27	4	Efram Winters	Illinois	88
2	Terence Morris	Maryland	34	5	Nicky Jones	Virginia Commonwealth	111
* On draft night, Gasol was traded to the Grizzlies, along with Brevin Knight and Lorenzen Wright, in exchange for Shareef Abud-Rahim and the 27th pick.				6	Alexander Volkov	USSR	134
* On draft night, Tinsley was traded to Pacers for a future first-round.				7	Valery Tkachenko	USSR	157
2000 DRAFT				* Thompson was traded to L.A. Lakers for Ken Barlow 6/17/86.			
1	DerMarr Johnson	Cincinnati	6	1985 DRAFT			
2	Hanno Motzila	Utah	40	1	Jon Koncack	SMU	5
2	James "Scoonne" Penn	Ohio State	57	2	Lorenzo Charles	N.C. State	59
1999 DRAFT				2	Sedric Toney	USSR	77
1	Jason Terry	Arizona	10	4	Arydas Sabonis	USSR	77
1	Cal Bowdler	Old Dominion	17	4	John Battie	Rutgers	84
1	Dion Glover	Georgia Tech	20	5	Larry Hampton	F.D.U.	100
1	Junimine Jones *	Georgia	27	6	Tony Duckett	Lafayette	123
2	Roberto Berresen **	Boise State	52	7	Bob Ferry	Harvard	146
2000 DRAFT				1984 DRAFT			
1	Kevin Willis	Michigan State	11	1	Kevin Willis	Michigan State	11
3	Bobby Parks	Memphis State	58	3	Bobby Parks	Memphis State	58
3	Dicky Beal	Kentucky	81	4	Dicky Beal	Kentucky	81
5	Terry Martin	NE Louisiana	104	5	Terry Martin	NE Louisiana	104
6	Jim Master	Kentucky	127	6	Jim Master	Kentucky	127
7	Vince Martello	Florida State	150	7	Vince Martello	Florida State	150
8	Robert Brown	Long Island	173	8	Robert Brown	Long Island	173
9	Fred Brown	Georgetown	185	9	Fred Brown	Georgetown	185
10	Doug Mills	Hofstra	217	10	Doug Mills	Hofstra	217
Second round pick (#35) to Golden State for Ricky Brown on 2/15/83.							



## HAWKS DRAFT CHOICES, CONT.

Rnd.	Player	College	Pick
1983 DRAFT			
1	Randy Wittman *	Indiana	22
2	Glenn Rivers	Marquette	31
3	John Pinone	Villanova	38
4	Harry Kelly	Texas Southern	81
5	Charles Jones	Oklahoma	104
6	Tom Bethea	Richmond	127
7	Lex Drum	UAB	150
8	George Thomas	Georgia Tech	173
9	Will Cotchery	Livingston	195
10	Ronnie Carr	W. Carolina	216

\*Wittman acquired from Bullets for Tom McMillen and future pick 7/5/83.

1982 DRAFT			
1	Keith Edmonson	Purdue	10
2	Joe Kopicki	Detroit	56
3	Mark Hall	Minnesota	102
6	Jay Bruchak	Mt. St. Mary's	126
7	Horace Wyatt	Clemson	148
8	James Ratiff	Howard	172
9	Pierre Bland	Elizabeth City	194
10	Ronnie McDoo	Old Dominion	216

Second round pick to New York for Mike Glenn 10/24/81.  
Fourth round pick to New Jersey for Rory Sparrow 8/11/81.

1981 DRAFT			
1	Al Wood	North Carolina	4
2	Clyde Bradshaw	DePaul	38
3	Durand Macklin	LSU	52
4	Kevin Fagaro	SW Louisiana	75
5	Steve Krafcsin	Iowa	98
6	Darryl Wanwick	Hampton	121
7	Kevin Vesey	Iona	144
8	Gilbert Salinas	Notre Dame	167
9	Howard Thompson	Wagner	189
10	Mike Frazier	Georgetown	209

1980 DRAFT			
1	Don Collins	Washington State	18
2	Craig Shelton	Georgetown	28
5	Mike Doyle	South Carolina	110
6	Charles Hightower	G. Washington	133
9	Stan Lamb	Steuenville	195

Third round pick to Utah.  
Fourth round pick to Los Angeles.  
Selected ineligible player in eighth and tenth rounds.

1979 DRAFT			
2	James Bradley	Memphis State	35
2	Larry Wilson	Nicholls State	38
3	Don Marsh	Franklin & Marshall	57
5	Tiny Pinder	N.C. State	101
6	Dwight Williams	Gardner-Webb	121
7	Tim Waterman	St. Bonavent.	141
8	John Godeke	Maryland (Balt.)	160
9	Cedric Oliver	Hamilton	178
10	Chad Newson	Drake	196

First round pick to Pacers as compensation for signing of free agent Dan Roundfield.

1978 DRAFT			
1	Butch Lee	Marquette	10
1	Jack Givens	Kentucky	2
2	Rick Wilson	Louisville	25
3	Steve Grant	Manhattan	54
5	Chris Potter	Holy Cross	98
6	Cerald Glover	Howard	120
7	Jim DeWeese	Gonzaga	141
8	Ed Murphy	Merrimack	160
9	Maurice Robinson	W. Virginia	177
10	Marshall Lester	Florida Southern	192

Fourth round pick to Buffalo.

1977 DRAFT			
1	Wayne Rollins	Clemson	14
3	Sam Smith	UNLV	48
3	Eddie Johnson	Auburn	49
4	Dave Bormann	Gardner-Webb	92
5	Bill Gordon	Illinois	92
6	Calvin Crews	Northwestern	114
7	James Holliman	Arizona State	135
8	Vern Thompson	Brigham Young	155

Second round pick to New York for Tom McMillen.

1976 DRAFT			
1	Armond Hill	Princeton	9
2	Bob Carrington	Boston College	28
3	Larry Cooke	Marquette	46
4	Tom Barker	Hawaii	53
5	Ron Davis	Washington State	70
6	Pete Padgett	Nevada-Reno	88
7	Carl Gerlach	Kansas State	106
8	Doug Terry	Kansas State	124
9	Bob Kovach	San Diego State	142
10	Mike Dickerson	S. Florida	160

1975 DRAFT			
1	David Thompson	N.C. State	1
1	Marvin Webster	Morgan State	3
2	Bill Wiloughby	Morrow (NJ) High	19
4	Monte Tow	N.C. State	57
5	Wilbur Holland	New Orleans	75
6	Danny Williams	Mississippi	93
7	Gus Johnson	Winona State	111
8	Oscar Jackson	Duquesne	129
9	Dave Schlessner	Morningside	148
10	Kelly Kelly	Hawaii	162

Rnd.	Player	College	Pick
1974 DRAFT			
1	Tom Henderson	Hawaii	7
1	Mike Sojourner	Utah	10
2	John Drew	Gardner-Webb	25
2	Darrell Eiston	North Carolina	26
4	Ed Palubinskas	Louisiana State	43
5	Tyronne Medley	Utah	79
6	Sammy Harvey	So. Methodist	97
7	Greg Lee	UCLA	115
8	Bill Butler	Louisville	133
9	Lon Kruger	Kansas State	151
10	Brendy Lee	Nebraska	168

1973 DRAFT			
1	Dwight Jones	Houston	9
1	John Brown	Missouri	36
2	Tom Inglesby	Villanova	27
3	Ted Manakas	Princeton	36
3	Leonard Gray	Long Beach State	45
4	James Brown	Harvard	62
5	Dave Winfield	Minnesota	79
6	John Williamson	New Mexico State	96
7	Pete Harris	Stephen F. Austin	113
8	Tim Doiny	Valdosta State	133

1972 DRAFT			
2	Steve Bracey	Tulsa	21
4	Reggie Bird	Princeton	55
5	Bob Lackey	Marquette	71
6	Marshall	Marshall	77
7	Billy Pleas	Detroit	105
8	Oscar Evans	Butler	121
9	Larry Strozier	Morehouse	136
10	Jim Clesson	Tulsa	149
11	Charles Allen	Texas Southern	160
12	James Green	Paine College	169

1971 DRAFT			
1	George Trapp	Long Beach State	2
2	Ted McClain	Tennessee State	55
3	Jeff Halliburton	Drake	55
4	Jim Welch	Houston	39
5	Willie Humes	Idaho State	58
6	Mike Jordan	Savannah State	107
7	Jim Smith	Kentucky Wesleyan	124
8	Ernie Fleming	Kentucky Wesleyan	140
9	Ron Rippeck	Lipscomb	156
10	Levi Wyatt	Alcorn	171
12	Roger Moore	Columbus	186
13	Ed Jenkins	Michigan Lutheran	198

1970 DRAFT			
1	Pete Maravich	Louisiana State	3
1	John Vallely	UCLA	14
2	Dan Hester	Louisiana State	31
6	Fred Davis	Howard Payne	65
5	Bob Riley	Mt. St. Mary's	82
6	Dave Parker	Windham	99
7	John Shinnal	Jackson State	116
8	Herb White	Georgia	133
9	Larry Jackson	Sul Ross	150
11	Dino Meneghin	Italy	182

1969 DRAFT			
1	Butch Beard	Louisville	10
2	Wally Andreuznas	Creighton	25
4	Billy Hann	Tennessee	53
5	Mike Mitchell	West Texas State	67
6	Guy Mackner	South Dakota	80
7	Bob Bundy	Vanderbilt	95
8	Bob Christian	Grambling	109
9	Pete Gayska	Massachusetts	123
10	Dick Stewart	Rutgers	137
11	Loran Bracci	SF Valley State	151
12	Dave Jones	LaVerne	166
13	Dick Barton	Riverside	174
14	Mike Dahl	Oglethorpe	185
15	Norm Carmichael	Virginia	193
16	Buddy Cornelius	Jacksonville (Ala.)	199
17	John Tolmie	Navy205	210
18	Cliff Parsons	Air Force	210
19	Grady O'Malley	Manhattan	214
20	Carl Rodwell	California-Riverside	220

1968 DRAFT			
1	Skip Harlicka	South Carolina	13
4	Bob Warren	Vanderbilt	40
5	Rusty Parker	Miami	61
6	Phil Wagner	Georgia Tech	75
7	Oscar Smith	Elizabeth City	89
8	Markin Baietti	Manhattan	103
9	Mark Daughtry	Albany State	117
10	Dwight Walter	Tennessee State	131
11	Henry Watkins	Tennessee State	144
12	Bill Harris	Texas Western	157
12	Frank Standard	South Carolina	169
13	George Hicker	Syracuse	188
14	Bernie Foster	Pasadena	188
15	Terry Allerton	Baldwin-Wallace	196

## ALL-TIME ROSTER: 1968 - 2017

YEAR	GP	MINS	FGM	FGA	FG%	FTM	FTA	FT%	OR	DR	TR	AST	PF-D	STL	BS	PTS	PPG
SHARREFF ABDUR-BAHIM																	
2001-02	77	2980	598	1297	461	419	523	801	198	498	696	239	214-2	98	81	1636	20.5
2002-03	81	3087	566	1183	478	455	541	841	175	502	677	242	240-2	87	38	1608	19.9
2003-04	53	1856	393	790	495	294	334	880	141	354	495	127	147-1	44	19	1065	20.1
3 Years	211	8023	1547	3270	473	1168	1389	473	514	1354	1888	608	601-3	229	138	4509	20.4
DON ADAMS																	
1971-72	70	2030	307	779	394	204	273	747	—	—	494	137	259-5	—	—	818	11.7
1972-73	4	76	8	38	21	7	8	875	—	—	22	5	11-0	—	—	23	5.8
2 Years	74	2106	315	817	386	211	281	751	—	—	516	142	270-5	—	—	841	11.4
DERRICK ALSTON																	
1996-97	2	11	0	5	0	0	0	—	3	1	4	0	0-0	0	0	0	0.0
GREG "Cadillac" ANDERSON																	
1994-95	51	822	57	104	548	34	71	479	62	126	188	17	103-0	23	29	148	2.9
1997-98	50	398	36	81	444	36	41	390	39	79	118	15	85-0	19	10	88	1.8
2 Years	101	1020	93	185	503	50	112	446	101	205	306	32	188-0	42	39	236	2.3
KENNY ANDERSON																	
2004-05	39	717	81	190	426	27	37	730	23	60	83	98	81-1	33	0	195	5.0
PERO ANTIC																	
2013-14	50	925	123	294	419	50	66	758	57	152	209	58	126-0	19	12	392	7.0
2014-15	63	1037	108	296	365	88	123	715	98	131	189	49	132-0	18	14	403	5.7
2 Years	113	1962	231	590	392	138	189	730	115	283	398	107	258-0	37	26	708	6.3
HILTON ARMSTRONG																	
2010-11	12	76	6	12	500	2	10	200	3	14	17	4	9-0	3	5	15	1.3
STACEY AUGMON																	
1991-92	82	2505	440	889	489	213	320	666	191	229	420	201	161-0	124	27	1094	13.3
1992-93	73	2112	397	792	501	227	307	739	141	146	287	170	141-1	91	18	1023	14.0
1993-94	82	2605	439	861	510	333	436	764	178	216	394	187	179-0	149	45	1212	14.8
1994-95	76	2362	397	876	453	252	346	728	157	211	368	197	163-0	100	47	1053	13.9
1995-96	77	2294	417	738	491	251	378	629	137	178	315	106	101-0	31	9	1002	13.2
5 Years	390	11878	2035	4166	488	1276	1725	740	804	969	1773	892	832-2	570	168	5356	13.7
GUSTAVO AYON																	
2013-14	26	429	52	102	510	8	20	400	42	83	125	28	47-0	25	10	112	4.3
JOHN BAGLEY																	
1993-94	3	13	0	2	0	2	2	1.000	0	1	1	3	2-0	0	0	2	0.7
TOM BARKER																	
1976-77	59	1354	182	436	417	112	164	683	111	290	401	60	223-11	33	41	476	8.1
DREW BARRY																	
1997-98	27	236	18	35	453	14	13	846	5	0	35	49	38-0	10	1	76	2.1
1998-99	8	74	15	15	400	1	1	1000	0	0	1	16	13-0	0	0	15	1.9
2 Years	35	330	24	53	454	14	16	846	5	34	39	65	37-0	10	1	95	2.1
JOHN BARRY																	
1996-97	58	965	100	246	407	37	46	804	26	73	99	115	56-0	55	3	285	4.9
2004-05	16	275	31	77	403	10	13	769	4	17	21	28	28-0	14	2	83	5.2
2 Years	74	1240	131	323	406	2	49	969	30	90	120	143	84-0	69	5	368	5.0
ESTEBAN BATISTA																	
2005-06	57	495	34	80	425	33	53	623	61	83	144	7	11-2	15	11	101	1.8
2006-07	13	81	8	16	500	4	7	571	7	23	30	4	13-0	3	0	20	1.5
2 Years	70	576	42	96	438	37	60	617	68	106	174	11	124-2	18	11	121	1.7
JOHN BATTLE																	
1964-65	64	639	101	232	455	75	75	102	12	50	62	74	80-0	23	3	272	4.3
1966-67	64	604	144	315	457	93	126	738	16	44	50	124	76-0	29	5	381	6.0
1967-68	67	1227	278	613	454	141	188	750	26	87	113	158	84-0	31	5	713	10.6
1968-69	82	1672	297	628	457	184	236	815	30	110	140	197	125-0	42	9	779	9.5
1969-70	60	1477	192	444	536	75	93	756	30	72	99	115	116-0	28	4	654	10.9
1980-91	79	1863	397	862	461	270	316	854	34	125	159	217	145-0	45	6	1078	13.6
6 Years	416	7682	1482	3184	465	875	1106	791	145	488	633	924	625-0	198	31	3882	9.3
SERGEI BAZAREVICH																	
1994-95	10	74	11	22	500	1	6	167	1	6	7	14	10-0	1	1	30	3.0
ALFRED "Butch" BEARD																	
1969-70	72	941	183	392	467	135	163	828	—	—	140	121	124-0	—	—	501	7.0
ZELMIRO "Big Z" BEATY																	
1968-69	72	2578	588	1251	470	370	506	731	—	—	798	131	272-0	—	—	1546	21.2
BON BEHAGEN																	
1977-78	26	571	117	249	470	51	73	729	53	120	173	34	97-3	30	—	285	11.0
WALT "Big Belts" BELLAMY																	
1969-70	23	855	141	287	611	75	124	805	—	—	310	88	97-2	—	—	357	15.5
1970-71	82	2908	433	879	493	336	556	804	—	—	1060	230	271-4	—	—	1202	14.7
1971-72	82	3187	593	1089	545	404	581	858	—	—	1049	262	255-2	—	—	1526	18.6
1972-73	74	2802	455	931	489	336	526	538	94	178	244	113	144-1	—	—	1183	16.1
1973-74	77	2440	389	801	486	263	383	608	264	476	740	189	232-2	52	48	1011	13.1
5 Years	338	12192	2011	3957	508	1237	2170	584	264	476	4123	948	1099-11	52	48	5289	15.7
COREY BENJAMIN																	
2002-03	9	152	13	43	302	12	16	750	10	21	31	10	20-0	1	2	40	4.4
MIKE BIBBY																	
2008-09	15	1097	170	431	414	23	31	742	11	45	56	75	34-0	35	2	667	14.5
2009-10	79	2740	437	1005	435	133	171	789	38	240	278	392	145-0	181	11	1176	14.9
2010-11	80	2195	268	644	416	68	79	861	20	164	184	310	157-0	67	3	730	9.1
2010-11	55	1674	243	475	510	45	123	435	15	123	143	202	125-1	63	2	526	9.4
2010-11	230	7706	1067	2501	427	225	327	780	84	577	661	100	244-1	238	22	3089	13.5
MOOKIE BLAYLOCK																	
1992-93	80	2820	414	964	429	123	169	728	89	191	280	671	156-0	203	23	1069	13.4
1993-94	81	2915	444	1079	411	116	159	730	117	307	424	789	144-0	212	44	1118	13.8
1994-95	89	3069	518	1193	434	124	179	726	117	276	393	845	160-0	200	26	1403	15.7
1995-96	81	2893	455	1123	405	127	170	747	110	222	332	478	151-1	217	17	1268	15.7
1996-97	78	3056	501	1158	432	131	174	753	114	299	413	463	141-0	212	20	1354	17.4
1997-98	70	2700	450	1036	434	85	134	769	88	194	282	469	122-1	183	21	1167	16.6
1998-99	46	763	247	651	379	69	91	758	45	179	224	278	110-0	99	9	640	13.3
7 Years	518	19216	2938	7112	413	817	1111	735	673	1734	2407	3764	939-4	1321	160	7743	14.9
CAL BOWDLER																	
1999-00	46	423	49	114	426	24	38	832	22	63	85	14	46-1	14	9	122	2.7
2000-01	44	375	51	174	465	33	37	30	38	72	10	4	45-0	13	2	140	3.2
2001-02	52	585	61	114	351	29	47	830	32	72	110	11	64-1	18	5	162	3.1
2002-03	142	1383	163	403	404	96	125	768	90	182	272	29	155-2	42	45	424	3.0
IRA BOWMAN																	
2000-01	3	19	0	2	0	0	0	—	1	1	2	7	0-0	0	0	0	0.0
DONNIE BOYCE																	
1995-96	8	41	9	23	391	2	4	500	5	5	10	3	2-0	3	1	24	3.0
1996-97	22	154	21	63	333	11	11	22	15	13	28	13	13-0	4	5	79	3.6
2 Years	30	195	30	86	349	13	26	500	12	13	25	16	19-0	7	6	103	2.6
CEDRIC BOZEMAN																	
2006-07	23	199	11	39	282	2	6	333	3	20	23	9	32-0	5	2	26	1.1

## ALL-TIME ROSTER: 1968 - 2017, CONT.

YEAR	GP	MINS	FGM	FGA	FG%	FTM	FTA	FT%	OR	DR	TR	AST	PF-D	STL	BS	PTS	PPG				
STEVE BRACEY	70	1050	192	395	48.6	73	110	66.4	Weight: 175									Tulsa '62			
1972-73	75	1463	241	520	46.3	69	96	71.9	—	—	10	125	125-0	—	—	457	6.5				
2 Years	145	2513	433	915	47.3	142	206	68.9	26	120	146	231	157-0	60	5	551	7.3				
DUDLEY BRADLEY	38	267	86	28	326	8	16	500	Weight: 195									North Carolina '79			
1988-89	11	60	6	12	500	0	0	—	7	25	32	24	41-0	16	2	72	1.9				
MICHAEL BRADLEY	2003-04	11	60	6	12	500	0	0	—	5	7	12	0	8-0	2	0	12	1.1			
CLYDE BRADSHAW	1981-82	— on active roster for five games from 10/21/81 to 11/10/81 but saw no action —																			
ELTON BRAND	2013-14	73	1414	179	332	53.9	61	94	64.9	97	264	361	74	192-0	40	88	419	5.7			
2014-15	36	486	42	95	44.2	12	23	52.2	28	72	100	22	54-0	17	25	56	2.7				
2 Years	109	1900	221	427	51.8	73	117	190	125	336	461	96	246-0	57	113	515	4.7				
RANDY BREUER	1992-93	12	107	15	31	48.4	2	5	400	10	18	28	6	12-0	2	3	32	2.7			
BILL BRIDGES	1968-69	80	2330	453	932	47.7	239	353	67.7	Weight: 235									Kansas '61		
1969-70	82	3269	443	932	47.5	331	451	73.4	—	—	1132	298	290-3	—	—	941	11.8				
1970-71	82	3140	382	834	45.8	211	330	63.9	—	—	1233	230	317-7	—	—	975	11.9				
1971-72	14	546	31	134	23.1	31	44	70.5	—	—	190	40	50-1	—	—	133	9.5				
4 Years	258	9885	1227	2675	45.9	812	1178	68.9	—	—	3736	923	949-17	—	—	3266	12.7				
CHUCKY BROWN	1997-98	77	1202	161	372	43.3	63	87	72.4	57	126	183	55	100-0	23	13	387	5.0			
JOHN BROWN	1973-74	77	1715	277	632	43.8	163	217	75.1	177	264	441	114	239-10	29	16	717	9.3			
1974-75	73	1996	315	684	46.1	185	250	74.0	180	254	434	133	228-7	54	15	815	11.2				
1975-76	75	1758	215	486	44.2	146	209	70.3	146	257	403	126	235-7	45	16	592	7.9				
1976-77	77	1405	160	350	45.7	121	150	80.7	101	161	236	103	217-7	46	7	441	5.7				
1977-78	75	1594	192	405	47.4	165	200	82.5	137	166	303	105	280-18	55	8	549	7.3				
1979-80	28	626	44	98	44.9	21	41	51.2	21	41	62	14	65-0	3	3	108	3.9				
6 Years	405	8819	1196	2655	45.1	830	1070	77.6	736	1143	1879	595	1265-49	232	66	3222	8.0				
RICKEY BROWN	1982-83	26	305	94	104	47.1	25	40	62.5	35	53	88	9	46-1	5	5	123	4.7			
1983-84	68	785	94	201	46.8	48	65	73.8	67	114	181	29	161-4	18	23	236	3.5				
1984-85	68	785	94	201	46.8	48	65	73.8	67	114	181	29	161-4	18	23	236	3.5				
3 Years	163	1904	221	497	44.5	112	173	64.7	178	314	492	63	324-5	42	50	554	3.4				
MATT BULLARD	1995-96	46	460	66	162	40.7	16	20	80.0	18	42	60	18	50-0	17	10	174	3.8			
TOM BURLESON	1980-81	31	363	41	99	41.4	20	41	48.8	44	50	94	12	73-2	7	19	102	3.3			
WILLIE BURTON	1996-97	24	380	39	116	33.6	57	68	83.8	11	30	41	11	55-0	8	3	148	6.2			
JOSE CALDERON	2016-17	17	247	23	57	40.4	7	8	87.5	7	25	32	37	14-0	4	0	61	3.6			
JOE "Pogo" CALDWELL	1968-69	81	2720	561	1106	50.7	159	296	53.7	—	—	—	320	23-1	—	—	1281	15.8			
1969-70	82	2857	574	1239	50.7	379	687	55.2	—	—	—	320	23-1	—	—	1281	15.8				
2 Years	163	5577	1235	2445	50.7	758	984	63.5	—	—	—	607	466-4	—	—	3008	18.5				
ANTOINETTE CARR	1984-85	62	1195	128	375	52.8	101	128	78.9	79	153	232	80	219-4	29	78	499	8.0			
1985-86	17	258	49	93	52.7	18	27	66.7	16	36	52	14	51-1	7	15	116	6.8				
1986-87	134	685	134	295	39.9	73	103	70.9	60	94	154	34	146-1	14	17	116	6.8				
1987-88	80	1483	281	517	54.4	142	182	78.0	94	195	289	103	272-7	38	83	705	8.8				
1988-89	78	1488	226	471	48.0	130	152	85.5	106	168	274	91	221-0	31	62	582	7.5				
1989-90	44	813	78	248	31.6	54	69	77.5	43	149	192	33	128-4	15	14	176	7.6				
6 Years	346	5922	1016	1969	51.6	543	694	78.2	405	747	1152	375	1037-17	134	320	2579	7.5				
DEMARRE CARROLL	2013-14	73	2341	302	642	47.0	109	141	77.3	107	296	403	134	119-2	108	21	810	11.1			
2014-15	70	2189	315	642	49.1	127	173	73.4	99	273	372	118	154-1	84	17	721	10.6				
2 Years	143	4530	620	1284	47.9	236	322	73.3	206	569	775	232	273-3	192	38	1683	11.8				
JERRY CHAMBERS	1970-71	65	1168	237	526	45.1	106	134	79.1	—	—	245	61	119-0	—	—	580	8.9			
LEN CHAPPELL	1970-71	42	451	71	161	44.1	60	74	81.1	—	—	133	16	63-2	—	—	202	4.8			
KEN CHARLES	1976-77	82	2487	354	855	41.4	205	256	80.1	41	127	168	295	240-4	141	45	913	11.1			
1977-78	21	520	73	184	39.7	42	42	50.0	6	18	24	8	53-0	25	5	188	9.0				
2 Years	103	3007	427	1039	41.1	247	306	80.7	47	145	192	377	293-4	166	50	1101	10.7				
LORENZO CHARLES	1985-86	36	273	49	88	55.7	24	36	66.7	13	26	39	8	37-0	2	6	122	3.4			
MAURICE CHEEKS	1991-92	56	1086	115	249	46.2	26	43	60.5	29	66	95	185	73-0	83	0	259	4.6			
JOSH CHILDRRESS	2004-05	80	2376	302	642	47.0	190	231	82.3	195	287	482	151	184-1	74	35	807	10.1			
2005-06	74	2249	278	504	55.2	154	201	76.6	134	253	387	131	184-1	86	39	742	10.1				
2006-07	55	2624	128	516	54.4	167	210	79.5	127	217	340	112	118-0	86	36	715	13.0				
2007-08	76	2273	327	573	57.1	222	275	80.7	174	199	373	117	129-1	71	43	898	11.8				
4 Years	285	8923	1168	2237	52.2	733	917	79.9	626	956	1582	526	615-3	289	153	3162	11.1				
BOB CHRISTIAN	1970-71	54	524	55	127	43.3	40	64	62.5	—	—	—	30	118-0	—	—	150	2.8			
1971-72	56	485	66	142	46.5	44	61	72.1	—	—	177	30	118-0	—	—	176	3.1				
1972-73	55	759	85	155	54.8	60	79	75.9	—	—	305	47	111-2	—	—	230	4.2				
3 Years	165	1766	206	424	48.6	144	204	70.6	—	—	663	105	306-2	—	—	556	3.4				
CRAIG CLAXTON	2006-07	42	1054	91	278	32.7	33	60	55.0	12	69	81	185	131-3	72	4	221	5.2			
2008-09	2	15	0	0	0.0	0	0	0.0	12	69	81	185	131-3	72	4	221	5.2				
2 Years	44	1069	93	285	32.6	34	62	54.8	—	—	—	—	—	—	—	—	—	—			
RIMBO COLES	1999-00	80	1924	276	607	45.5	85	104	81.7	30	142	172	290	178-1	58	11	645	8.1			
JASON COLLIER	2003-04	20	545	79	165	44.7	67	95	78.8	36	75	111	17	71-3	11	11	226	11.3			
2004-05	20	545	79	165	44.7	67	95	78.8	36	75	111	17	71-3	11	11	226	11.3				
2 Years	40	1487	253	571	46.8	115	156	73.7	120	175	295	35	218-4	26	24	628	7.6				
ART COLLINS	1980-81	29	395	35	99	35.4	24	36	66.7	19	22	41	25	35-0	11	1	94	3.2			
DON COLLINS	1980-81	47	1184	230	530	43.4	137	162	84.6	96	91	187	115	166-5	69	11	597	12.7			

## ALL-TIME ROSTER: 1968 - 2017, CONT.

YEAR	GP	MINS	FGM	FGA	FG%	FTM	FTA	FT%	OR	DR	TR	AST	PF-D	STL	BS	PTS	PPG	
JASON COLLINS	2009-10	24	115	8	23	34.8	0	2	0.00	5	9	14	4	21-0	3	2	16	0.7
2010-11	49	593	34	71	47.9	27	41	65.9	30	72	102	22	97-1	9	9	96	2.0	
2011-12	30	308	16	40	40.0	7	15	46.7	12	36	48	10	34-0	4	3	89	1.3	
3 Years	103	1016	58	134	43.3	34	58	58.6	47	117	164	36	152-1	16	14	193	1.5	
SEAN COLSON	2000-01	3	14	0	5	0.00	0	0	—	0	3	3	3	0-0	0	0	0	0.0
TYRONE CORBIN	1994-95	81	1389	205	464	44.2	78	114	68.4	98	164	262	67	161-1	55	16	502	6.2
1996-97	70	2305	253	600	42.2	86	108	79.6	76	218	294	124	176-1	90	7	666	9.5	
1998-99	79	2699	328	747	43.9	101	128	78.9	78	208	286	173	197-1	105	7	806	10.2	
1999-00	47	1348	133	282	47.2	54	82	65.9	24	104	128	47	56-3	31	3	362	7.7	
4 Years	277	7459	917	2145	42.8	317	430	73.7	289	774	1063	407	608-3	281	37	2326	8.4	
CHRIS CRAWFORD	1997-98	40	256	46	110	41.8	57	68	83.8	20	21	41	9	27-0	12	7	150	3.8
1998-99	42	784	110	255	43.1	70	70	81.4	37	53	90	24	106-1	10	13	288	6.9	
1999-00	55	688	95	213	44.6	68	83	81.9	51	68	119	33	83-1	17	16	228	4.1	
2000-01	47	901	122	270	45.2	68	83	81.9	28	82	110	37	117-3	21	16	318	6.8	
2001-02	7	131	21	45	46.7	11	15	73.3	5	16	25	5	13-1	2	5	53	7.6	
2002-03	5	80	9	15	60.0	7	11	63.6	3	4	7	1	2-0	3	0	23	4.6	
2003-04	56	1207	211	471	44.8	103	119	86.6	58	117	175	45	21-4	37	20	569	10.2	
2004-05	252	ONP - Injured 8 years	609	1393	43.7	366	444	82.4	206	341	547	154	492-10	101	80	1654	6.6	
JAMAL CRAWFORD	2009-10	79	2460	496	1105	44.9	270	315	85.7	34	167	201	238	132-0	61	12	1425	18.0
2010-11	76	2297	368	874	42.1	222	260	85.4	22	108	130	241	97-0	57	14	1077	14.2	
2 Years	155	4757	864	1979	43.7	492	575	85.6	56	275	331	479	229-0	118	26	2502	16.1	
JORDAN CRAWFORD	2010-11	16	160	27	77	35.1	4	5	80.0	9	19	28	15	13-0	0	0	67	4.2
JIM CREIGHTON	1975-76	32	172	12	77	6.7	7	20	35.0	13	32	45	4	23-0	2	9	10	1.0
CHARLIE CRISS	1977-78	77	1935	319	723	44.2	236	294	79.9	24	97	121	294	143-0	108	5	874	11.4
1978-79	54	879	249	589	42.3	67	86	77.9	17	49	66	138	70-0	41	3	285	5.3	
1979-80	81	1794	109	278	39.1	172	212	81.1	27	89	116	246	133-0	74	4	677	8.3	
1980-81	66	1708	220	454	48.5	26	74	35.1	26	74	100	383	87-1	61	3	825	12.5	
1981-82	27	552	84	210	40.0	65	73	89.0	6	32	38	75	40-0	23	2	235	8.7	
1983-84	9	108	7	17	40.9	5	5	100.0	3	8	11	21	4-0	3	0	23	2.6	
1984-85	4	7	1	15	6.7	2	12	16.7	2	4	6	2	1-0	0	0	18	4.5	
7 Years	318	7091	997	2352	42.4	734	892	82.3	107	353	460	1079	482-0	313	17	2732	8.6	
JARED CUNNINGHAM	2013-14	5	22	1	2	5.00	0	0	0.00	0	1	1	3	3-0	0	0	2	0.4
ERICK DAMPER	2011-12	15	83	1	8	12.5	0	0	0.00	10	15	25	4	9-0	1	4	2	0.1
LLOYD DANIELS	1997-98	—	—	—	—	—	—	—	—	—	—	—	—	—	—	—	—	—
JIM DAVIS	1991-92	78	1367	265	594	44.6	154	224	68.7	—	529	97	239-6	9	—	584	6.4	
1992-93	82	2623	438	943	46.4	240	318	75.5	—	796	238	355-5	—	—	1116	13.6		
1993-94	82	1864	241	503	47.9	195	288	67.7	—	546	108	253-5	—	—	677	8.3		
1994-95	11	119	8	19	42.1	3	14	21.4	—	358	32	14-2	—	—	26	2.4		
1997-98	253	5973	952	2047	46.5	599	855	70.1	—	1907	451	841-16	—	—	2503	9.9		
EMANUEL DAVIS	2001-02	28	774	70	198	35.4	16	18	88.9	19	55	74	68	68-0	27	5	185	6.6
2002-03	24	340	32	88	36.4	17	22	77.3	5	38	43	36	28-0	12	2	88	3.7	
2003-04	52	1114	102	266	38.3	33	40	82.5	24	93	117	104	96-0	39	7	273	5.3	
JOHNNY DAVIS	1982-83	53	1465	258	657	45.5	164	208	79.6	37	91	128	315	100-0	43	7	685	12.7
1983-84	75	2079	354	800	44.3	217	256	84.8	53	86	139	326	146-0	62	6	925	12.3	
1985-86	27	402	46	107	43.0	51	59	86.4	2	17	19	112	32-0	13	0	144	5.3	
3 Years	135	3946	658	1474	44.6	432	521	82.9	32	194	286	753	278-0	118	13	1784	13.2	
JOSE DAVIS	2003-04	4	23	2	5	4.00	1	1	100.0	1	4	5	3	3-0	0	0	0	0.0
RON DAVIS	1976-77	7	67	8	35	22.9	4	13	30.8	2	5	7	2	9-0	7	0	20	2.9
AUSTIN DAVE	2014-15	8	76	10	26	38.5	1	2	50.0	4	10	14	8	9-0	4	2	26	3.3
TONY DELK	2004-05	56	1340	246	591	41.6	103	136	75.7	28	102	130	104	123-3	47	3	667	11.9
2005-06	5	1	0	0	0.00	103	136	75.7	28	102	130	104	123-3	47	3	667	11.9	
2 Years	57	1347	246	592	41.6	103	136	75.7	29	103	132	104	123-0	47	3	669	11.7	
RANDY DENTON	1976-77	45	700	103	256	40.2	33	47	70.2	81	137	218	81	90-1	14	16	239	5.3
BORIS DIAW	2003-04	76	1919	140	313	44.7	56	93	60.2	111	231	342	182	191-2	59	37	342	4.5
2004-05	66	1201	124	294	42.2	57	77	74.0	54	116	170	149	123-0	37	18	314	4.8	
142	3120	264	607	43.5	86.5	113	170	66.5	165	347	512	331	314-2	96	55	656	4.6	
DAN DICKAU	2004-05	50	515	70	210	41.2	2	2	100.0	9	34	43	85	66-0	14	2	2	0.2
2005-06	23	143	21	49	42.9	2	6	66.7	4	12	16	18	22-0	9	0	49	2.1	
2 Years	73	658	91	219	41.6	24	32	78.1	13	46	59	103	88-0	23	2	23	3.2	
HENRY DICKERSON	1976-77	6	63	6	12	5.00	5	19	26.3	0	2	7	11	13-0	1	0	17	2.8
MICHAEL DOLEAC	2003-04	—	—	—	—	—	—	—	—	—	—	—	—	—	—	—	—	—
JOHN DREW	1977-78	78	2289	527	1228	42.9	388	488	79.5	357	479	636	138	274-4	119	39	713	9.1
1978-79	76	2351	566	1168	50.2	488	656	74.4	286	374	860	150	261-11	139	39	800	10.5	
1979-77	74	2688	680	1416	48.7	412	577	71.4	280	395	675	133	275-9	102	29	1790	24.2	
1980-81	73	2203	578	1203	48.0	412	577	71.4	280	395	675	133	275-9	102	29	1790	24.2	
1978-79	79	2410	659	1315	47.3	495	677	73.1	225	297	522	119	332-19	128	16	1795	22.7	
1979-80	80	2306	535	1182	45.3	495	677	73.1	225	297	522	119	332-19	128	16	1795	22.7	
1981-82	67	1891	406	707	57.4	384	496	77.4	169	206	375	91	213-10	51	23	1559	19.5	
1983-84	70	2040	465	957	48.6	384	496	77.4	169	206	375	91	213-10	51	23	1559	19.5	
3 Years	595	18362	4545	9660	47.1	3527	4743	74.4	1878	2555	4433	957	2216-76	859	182	12621	21.2	
PEJA DROBNJAK	2003-04	71	1435	238	543	38.9	96	120	80.0	73	156	229	40	138-0	4	24	597	8.4
MIKE DUNLEAVY	2016-17	30	475	57	130	43.8	22	26	84.6	13	56	69	39	35-0	9	5	169	5.6
DEMNIS DUVAL	13	130	15	13	9.9	6	7	85.7	1	7	8	20	15-0	6	2	4	0.3	
DEMNIS DUVAL	13	130	15	13	9.9	6	7	85.7	1	7	8	20	15-0	6	2	4	0.3	

## ALL-TIME ROSTER: 1968 - 2017, CONT.

YEAR	GP	MIN	FGM	FGA	FG%	FTM	FTA	FT%	OR	DR	TR	AST	PF-D	STL	BS	PTS	PPG	
JERRY FAVES 1984-85	3	37	3	6	500	5		Weight: 185	0	0	0	4	6-0	0	0	Louisville '82	3.7	
JARELL EDDIE 2003-04	— on active roster for five games from 3/5/15 to 3/14/15 but saw no action —																	Virginia Tech '14
KEITH EDMONSON 1982-83	32	309	48	139	345	16	27	Weight: 203	20	19	39	22	41-0	11	6	Purdue '82	3.5	
DOUG EDWARDS 1993-94 1994-95 1995-96 2 Years	16 38 54 319	107 212 384 319	17 22 32	49 148 232	347 458 719	9 22 32	16 32 48	Weight: 235	7 11 18	29 48 66	18 48 66	8 13	9-0 30-0 39-0	2 6 9	5 4 9	Florida St. '93	2.3	
JOHN EDWARDS 2005-06	40	296	31	64	484	8	11	Weight: 275	18	30	48	5	76-1	3	15	Kent State '04	1.8	
CRAIG EHLO 1993-94 1994-95 1995-96 3 Years	82 49 210	2147 1166 1578	136 319 253	708 422 591	446 453 428	112 44 81	154 71 103	Weight: 205	71 55 191	208 92 491	279 147 256	273 134 138	161-0 86-0 138-0	136 26 85	26 6 41	Washington St. '83	10.0	
OBINNA EKEZIE 2004-05	42	732	79	182	434	72	93	Weight: 270	69	110	179	11	129-2	22	12	Maryland '99	5.5	
LAPHONSO ELLIS 1998-99 1999-00 2 Years	20 58 78	539 1309 1848	80 209 289	190 464 654	421 487 442	43 66 109	61 95 156	Weight: 240	25 84 109	88 192 276	154 399	18 59	48-1 134-1 182-2	8 32	5 25	Notre Dame '92	10.2	
MAURICE EVANS 2008-09 2009-10 2010-11 3 Years	80 79 47 206	1840 1317 837 3994	208 175 79 462	432 393 201 1076	432 445 393 442	60 46 24	73 61 28	Weight: 222	188 155 28	242 154 61	32 179 95	88 57 34	163-1 154-0 84-0	50 14 30	7 17	Texas 7.2 5.7 5.5		
DYLAN FERRELL 1988-89 1989-90 1990-91 1991-92 1992-93 1993-94 6 Years	41 14 29 68 72 353	231 29 1165 1398 1736 5914	35 5 171 331 232 1053	83 14 336 1598 696 5914	422 357 480 485 470 485	30 2 125 105	44 6 156 105	Weight: 215	19 3 97	22 4 179	41 7 218	20 5	33-0 151-3 134-0	7 33	6 0	Georgia Tech '88	2.4	
GREG FOSTER 1992-93	33	205	44	95	463	13	18	Weight: 240	24	32	56	10	41-0	3	9	UTEP '90	3.1	
MATT FREJJE 2006-07	19	147	16	54	296	5	6	Weight: 240	8	16	24	7	13-0	3	1	Vanderbilt '04	2.1	
HIRAM FULLER 2003-04	4	43	3	8	375	2	6	Weight: 240	4	7	11	2	5-0	0	1	Fresno State '03	2.0	
TERRY FURLOW 1978-79 1979-80 2 Years	29 21 50	576 400 980	113 66 119	235 161 396	481 410 453	60 44 104	70 51 121	Weight: 190	32 23 55	39 19 58	71 42 113	81 72	42-0 19-0 61-0	18 19	13 22	Michigan St. '76	9.9	
THOMAS GARDNER 2008-09	16	98	9	36	250	2	4	Weight: 225	0	7	7	2	4-0	4	1	Missouri '06	1.5	
HERM GILLIAM 1971-72 1972-73 1973-74 1974-75 4 Years	82 76 62 181	2337 2741 2003 1363	345 471 384	774 1007 464 1363	446 468 454 450	143 125 106	173 150 134	Weight: 190	— — 61	335 399	377 482	232-3 257-8	— — 1065	— — 1085	— — 14	— — 874	Purdue '69	
JACK "GOOSE" GIVENS 1978-79 1979-80 2 Years	74 82 156	280 1347 2601	280 234 416	8474 3664 1037	450 415 401	102 102 208	135 135 263	Weight: 205	98 116	214 242	214 242	83 83	121-0 132-1	72 17	17 5	Kentucky '78	7.7	
MIKE "Stinger" GLENN 1982-83 1983-84 1984-85 4 Years	49 81 60 263	833 1503 1126 4586	158 312 228	291 544 388 1677	543 518 588 553	59 74 62	67 89 76	Weight: 185	5 <brtd>56</brtd>	61 74 81	87 90 104	80 125	87-0 132-0 145-1	26 30 46	3 <brtd>9</brtd>	S. Illinois '77		
DION GLOVER 1999-00 2000-01 2001-02 2002-03 2003-04 5 Years	30 57 55 76 55	446 929 1156 1890 1465	66 141 192	377 629 456	421 427 427	51 47	70 89	Weight: 225	15 39	23 92	38 131	27 89	28-0 92-1	15 49	4 <brtd>10</brtd>	Georgia Tech '99		
RICKY GRACE 1993-94	3	8	2	3	667	0	2	Weight: 180	0	1	1	1	3-0	0	0	Oklahoma '88	1.3	
PAUL "Snoop" GRAHAM 1991-92 1992-93 1993-94 3 Years	78 80 21	1708 1508 128	305 256 57	682 560 128	447 457 452	126 96	170 131	Weight: 200	72 61	159 129	231 80	175 164	193-3 185-0	96 6	21 <brtd>8</brtd>	791 650	Ohio '89	
RONNIE GRANDISON 1995-96	4	19	2	4	500	0	0	Weight: 220	1	5	6	1	0-0	0	0	New Orleans '87	1.0	
STEWART GRANGER 1984-85	9	92	6	17	353	4	8	Weight: 195	1	5	6	12	13-0	2	0	Villanova '83	1.8	
ED GRAY 1997-98 1998-99 2 Years	30 30 60	472 537 809	77 130	202 384 339	437 437 339	55 83	65 84	Weight: 225	9 <brtd>36</brtd>	45 57	45 73	34 46	73-0 103-2	15 27	11 <brtd>12</brtd>	227 373	California '97	
WILLIE GREEN 2011-12	53	922	153	325	471	48	56	Weight: 213	15	65	80	40	74-0	23	6	Detroit Mercy '03	7.6	
GARY GREGOR 1969-70	81	1603	286	661	433	88	113	Weight: 235	—	—	397	63	159-5	—	—	South Carolina '68	8.1	
ANTHONY GRUNDY 2005-06	12	108	19	38	500	9	14	Weight: 185	1	16	17	9	14-0	7	0	North Carolina State '02	4.3	
RICHE GUERIN 1968-69 1969-70 2 Years	27 10 35	472 8 536	47 8	111 64	423 64	57 58	74 75	Weight: 210	— —	— 61	59 73	99 111	66-0 75-0	— 32	— —	151 158	Iona '54	
TOM GUGLIOTTA 2004-05	27	748	88	204	431	29	37	Weight: 250	56	81	148	56	81-0	32	13	North Carolina State '92	7.9	
SHALER HALIMON 1971-72	1	4	0	0	000	0	0	Weight: 220	—	—	0	0	1-0	—	—	Utah '68	0.0	

## ALL-TIME ROSTER: 1968 - 2017, CONT.

YEAR	GP	MIN	FGM	FGA	FG%	FTM	FTA	FT%	OR	DR	TR	AST	PF-D	STL	BS	PTS	PPG
JEFF HALLIBURTON 1971-72 1972-73 2 Years	37 24 61	288 238 526	61 50 111	133 116 249	45.9 43.1 44.6	25 21 46	30 22 52	190 95.5 85.5	— — —	— 26 63	37 28 48	20 28 48	50-1 29-0 79-1	— — —	— — —	147 121 268	Drake '70 7.1 5.0 4.4
DARVIN HAM 2002-03	75	926	71	159	44.7	38	79	48.1	73	80	153	38	127-0	16	19	180	Texas Tech '96 2.4
DENNIS HAMILTON 1968-69	25	141	37	67	55.2	2	5	40.0	—	—	29	8	19-0	—	—	76	Arizona St. '66 3.0
DARVIN HANCOCK 1996-97	14	86	13	27	48.1	8	12	66.7	3	10	13	7	6-0	7	1	34	Kansas '93 2.4
TRAVIS HANSEN 2003-04	41	507	46	130	35.4	22	27	81.5	30	40	70	19	67-0	10	9	223	Brigham Young '03 8.0
TIM HARDAWAY JR. 2015-16 2016-17 2 Years	51 79 130	864 2154 2018	114 415 529	265 412 1177	43.0 45.5 44.4	50 164 214	56 214 270	89.3 45.5 79.3	7 79 42	79 226 310	86 226 310	51 182 233	48-0 103-0 151-0	21 55 76	21 7 76	143 145 1469	Michigan '13 6.4 14.5 11.3
SKIP HARLICKA 1968-69	26	218	41	90	45.6	24	31	77.4	—	—	16	37	29-0	—	—	106	South Carolina '68 4.1
AL HARRINGTON 2004-05 2005-06 2 Years	66 76 142	2550 2782 5332	453 551 1004	886 1220 2206	45.8 45.2 45.5	236 343 479	351 350 694	67.2 69.4 68.3	145 132 277	316 391 707	461 523 584	208 301-5 446	249-2 85 550-7	85 85 170	14 11 230	St. Patrick's HS (NJ) '98 17.5 18.6 18.1	
DEVIN HARRIS 2012-13	58	1421	194	443	43.8	112	154	72.7	6	110	116	197	103-0	64	13	577	Wisconsin '04 9.9
ANTONIO HARVEY 2002-03	4	32	2	5	40.0	0	0	—	1	5	6	0	7-0	1	4	4	Pfeiffer '93 1.0
SCOTT HASTINGS 1982-83 1983-84 1984-85 1985-86 1986-87 1987-88 6 Years	10 18 64 62 40 299	42 108 825 650 236 3311	10 111 89 65	16 237 188 159	31.3 46.8 47.3 40.9	4 6 104	6 78	66.7 78.3 77.8 85.7	5 5 10	5 10	2 2	3-0 227-0 135-1 118-2	1 1 4	1 36	Arkansas '82 1.4 8.2 3.8 3.1 1.8 3.1		
STEVE HAWES 1976-77 1977-78 1978-79 1979-80 1980-81 1981-82 1982-83 7 Years	44 75 81 82 74 461	945 2325 2205 187 2309 1317	147 387 372	442 854 756	45.3 49.3 49.2	67 175	86 214	72.2 81.8	78 183	261 690	63 141	141-4 261-1	36 24	36 78	57 949	Washington '72 7.2 12.7 10.5 10.5 12.0 9.3 10.0	
CONNIE "The Hawk" HAWKINS 1975-76	74	1907	237	530	44.7	136	191	71.2	102	343	445	212	172-2	80	46	610	Iowa '60 8.2
WALT HAZZARD 1968-69 1969-70 1970-71 3 Years	80 82 244	2420 2757 2877	345 493 517	869 1056 1126	39.7 46.3 45.4	208 361 315	294 707 415	70.7 82.9 75.9	— — —	— 266 300	— — —	474 264-6 514	264-6 — 276-2	— — —	— — —	898 11.2 13.3	UCLA '64 11.2 11.3 16.5
ALAN HENDERSON 1995-96 1996-97 1997-98 1998-99 1999-00 2000-01 2001-02 2002-03 2003-04 9 Years	79 30 61 72 82 28 26 465	1416 1416 2000 2272 2775 1810 1424 68	192 77 365	434 442 753	44.2 45.3 48.5	119 200	240 585	24.0	164 192	356 316	51 217	51 213	44 44	43 50	50 199	Indiana '95 9.6 6.5 14.3 10.2 13.2 10.5 10.2 9.4	
CLORIS HENDERSON 1986-87	6	10	2		40.0	1		100.0	2	1	3	0	1-0	0	0	0	Georgia '88 0.8
TOM HENDERSON 1974-75 1975-76 1976-77 3 Years	79 81 206	2131 2900 6599	367 469 1032	893 1136 2482	41.3 41.1 41.6	168 241 510	697 708 714	69.7	58 201	262 750	314 149	149-0 195-1	105 137	7 10	7 1154	Hawaii '74 14.2 14.2 12.5	
STEVE HENSON 1992-93	53	719	71	182	39.0	34	40	85.0	12	43	55	155	85-0	30	1	213	Kansas State '90 4.0
KEITH HERRON 1978-79	14	81	14	48	29.2	12	13	92.3	4	6	10	3	11-0	6	2	40	Villanova '78 2.9
ARMOND HILL 1976-77 1977-78 1978-79 1979-80 1980-81 6 Years	81 82 82 79 24	1825 2530 2277 2000 624	175 304 296	439 732 434	39.9 41.1 43.8	139 189	174 223	79.9 84.8	39 104	143 143	403 245-8	245-8 302-15	85 15	6 79	6 489	Princeton '76 6.0 7.7 7.7 10.2 5.0 7.6	
KIRK HIRNICH 2010-11 2011-12 2015-16 3 Years	24 112 83	686 1237 1999	24 122 83	686 295 414	42.2 41.2 41.5	12 25 30	42 78 —	66.7 32.781 0	7 11 1	46 90 102	53 78 101	78-6 132	19-0 140-1	29 38	11	206 316 62	Georgia '07 8.6 11.2 5.3
JUSTIN HOLIDAY 2015-16	26	263	24	49	41.5	5	10	50.0	4	23	27	11	21-0	13	4	24	Washington '11 0.9
WILBUR HOLLAND 1975-76	33	351	85	213	39.9	22	34	64.7	15	26	41	26	48-0	20	2	192	Ohio State '75 5.8
AL HONFORD 07-08 08-09 09-10 10-11 11-12 12-13 13-14 14-15 15-16 6 Years	81 87 82 79 24 24 92 578	2540 2642 2245 2104 611 276 2318 18342	333 312 304	668 732 594	49.9 52.1 55.5	155 149	212 205	72.7 72.7	248 253	57 79	785 624	124 163	267-1 190-0	60 53	76 95	821 773	Florida '07 10.1 11.5 11.2 14.2 12.4 12.4 15.2 15.2
TOM HOVASSE 1994-95	2	4	0	1	0.00	0	1	0.00	0	0	0	0	1-0	1	0	0	Penn State '90 0.0
DWIGHT HOWARD 2016-17	74	2199	388	613	63.3	226	424	53.3	296	644	940	104	203-2	64	92	1002	13.4 13.5



## ALL-TIME ROSTER: 1968 - 2017, CONT.

YEAR	GP	MIN	FGM	FGA	FG%	FTM	FTA	FT%	OR	DR	TR	AST	PF-D	STL	BS	PTS	PPG
LOU "Super Lou" HUDSON																	
1968-69	81	2869	716	1455	.492	338	435	.777	—	—	533	216	248-0	—	—	1770	21.9
1969-70	80	3091	830	1565	.531	371	502	.739	—	—	373	276	225-1	—	—	2031	25.4
1970-71	76	3113	829	1713	.484	381	502	.759	—	—	386	257	186-0	—	—	2039	26.8
1971-72	77	3042	755	1540	.503	302	430	.802	—	—	385	309	225-0	—	—	1899	24.7
1972-73	75	3027	816	1710	.477	397	481	.825	—	—	467	258	197-1	—	—	2029	27.1
1973-74	75	3028	678	1356	.500	295	353	.836	126	224	350	213	205-3	160	29	1651	22.4
1974-75	11	380	57	135	.422	48	57	.842	14	33	47	40	33-1	13	2	242	22.0
1975-76	81	2558	569	1205	.472	237	291	.814	140	196	330	214	241-3	124	17	1375	17.0
1976-77	58	1745	413	905	.456	142	169	.840	48	81	129	155	160-2	67	19	968	16.7
9 Years	604	22413	5723	11673	.490	2558	3188	.808	292	534	2970	1938	1720-11	364	67	14004	23.2
KRIS HUMPHRIES																	
1915-16	21	295	47	101	.465	32	45	.711	20	51	71	13	44-0	10	7	134	6.4
2016-17	56	689	87	214	.407	64	82	.780	60	146	206	29	69-0	15	21	257	4.6
2 Years	77	984	134	315	.425	96	127	.756	80	197	277	42	113-0	25	28	391	5.1
OTHELLO HUNTER																	
2008-09	16	92	11	20	.550	0	5	.000	9	15	24	1	11-0	2	5	22	1.4
2009-10	7	33	4	12	.333	3	4	.750	6	6	12	0	5-0	1	1	11	1.6
2 Years	23	125	15	32	.469	3	9	.333	15	21	36	1	16-0	2	6	33	1.4
TOM INGLEBY																	
1973-74	48	398	50	131	.382	29	37	.784	10	34	44	37	43-0	19	4	129	2.7
ROYAL IVEY																	
2004-05	62	809	85	198	.429	47	67	.701	19	65	84	103	140-1	39	7	220	3.5
2005-06	73	978	116	264	.439	24	33	.727	31	65	96	74	147-1	24	7	260	3.6
2006-07	83	539	64	144	.448	24	34	.686	15	36	51	45	62-0	44	4	157	3.0
3 Years	188	2326	265	605	.438	95	135	.704	65	166	231	222	349-2	87	18	637	3.4
JERMAINE JACKSON																	
2002-03	29	273	19	42	.452	17	28	.607	9	23	32	35	27-0	10	3	55	1.9
JIM JACKSON																	
1977-78	79	2767	507	1235	.411	186	212	.877	101	293	394	230	167-0	57	10	1317	16.7
2000-01	17	550	77	217	.355	73	85	.859	17	62	79	50	42-0	19	4	243	14.3
2 Years	96	3317	584	1452	.402	259	297	.872	118	355	473	280	209-0	76	14	1560	16.3
STEPHEN JACKSON																	
2003-04	80	2940	536	1261	.425	233	297	.785	97	273	370	244	216-3	142	20	1450	18.1
HENRY JAMES																	
1996-97	53	945	125	306	.408	30	36	.833	27	54	81	21	98-1	11	1	356	6.7
JOHN JENKINS																	
2012-13	61	902	131	294	.446	59	70	.843	17	77	94	56	37-0	12	10	374	6.1
2013-14	13	158	16	42	.381	3	19	.158	3	19	22	11	11-0	1	1	40	3.1
2014-15	24	297	49	99	.495	16	19	.842	22	37	39	13	15-0	10	0	135	5.6
3 Years	98	1357	196	435	.451	79	93	.849	22	133	155	80	63-0	23	11	549	5.6
ANTHONY JOHNSON																	
1998-99	49	885	91	225	.404	57	82	.695	16	59	75	107	67-0	35	2	244	5.0
1999-00	38	823	36	103	.350	19	24	.792	15	24	39	59	41-0	23	2	92	2.4
2000-01	25	279	11	27	.366	26	31	.839	3	20	23	34	41-0	17	5	64	2.6
2007-08	42	1121	115	267	.431	26	32	.813	17	81	98	202	86-0	42	8	283	6.7
4 Years	154	2708	268	666	.401	114	155	.735	51	184	235	402	235-0	117	22	883	4.4
DERMARR JOHNSON																	
2000-01	78	1313	146	390	.374	64	87	.736	56	122	178	64	134-0	43	30	397	5.1
2001-02	72	1277	214	540	.396	85	105	.810	95	188	247	81	163-1	62	56	602	8.4
3 Years	150	3040	360	930	.387	149	192	.776	115	310	425	145	297-1	105	86	1104	7.4
EDDIE JOHNSON																	
1977-78	79	1875	332	686	.484	164	201	.816	55	102	153	235	232-4	100	4	1245	15.7
1978-79	78	2413	501	982	.510	65	105	.610	65	105	170	360	241-6	121	11	839	10.7
1979-80	79	2622	590	1212	.487	280	338	.828	95	105	200	370	216-2	120	24	1465	18.5
1980-81	75	2693	573	1136	.504	279	356	.784	60	119	179	407	187-2	126	11	1431	19.1
1981-82	68	2314	455	1011	.450	294	385	.764	63	128	191	358	188-1	102	16	1211	17.8
1982-83	61	1813	389	858	.453	186	237	.785	26	98	124	61	138-2	61	6	978	16.0
1983-84	67	1893	635	1386	.459	274	354	.774	31	115	146	574	155-2	58	7	886	13.2
1984-85	73	2367	453	946	.479	265	332	.798	38	154	192	566	184-1	63	7	1193	16.3
1985-86	39	862	155	328	.473	79	110	.718	17	58	75	219	72-1	10	1	349	10.1
9 Years	619	18852	3801	8157	.466	1954	2464	.793	446	984	1430	3207	1613-11	741	87	9631	15.6
GEORGE JOHNSON																	
1982-83	37	461	25	57	.439	14	19	.737	44	73	117	17	69-0	10	59	64	1.7
IVAN JOHNSON																	
2011-12	56	934	141	275	.513	72	100	.720	65	161	226	32	116-2	43	18	386	6.4
2012-13	69	1035	185	356	.520	81	131	.618	76	190	266	46	131-1	56	14	452	6.6
2 Years	125	1969	326	631	.517	153	231	.662	141	351	492	78	247-3	99	32	808	6.5
JOE JOHNSON																	
2005-06	82	3340	632	1395	.453	261	330	.791	98	237	335	536	187-0	103	31	1653	20.2
2006-07	57	2559	471	1031	.457	235	314	.748	53	186	239	449	115-1	80	11	1426	25.0
2007-08	82	3348	647	1497	.432	316	379	.834	83	284	367	474	168-1	84	19	1779	21.7
2008-09	79	3124	620	1420	.437	299	362	.826	65	281	346	455	176-0	84	19	1688	21.4
2009-10	76	2686	576	1286	.449	270	358	.754	74	279	353	369	145-0	87	16	1619	21.3
2010-11	72	2551	514	1161	.443	195	243	.802	59	232	291	332	131-0	47	17	1312	18.2
2011-12	60	2127	423	931	.454	158	186	.849	53	168	221	232	75-0	48	13	1129	18.8
7 Years	508	19733	4007	8929	.449	1684	2083	.808	485	1667	2152	2653	997-2	508	104	10606	20.9
OLLIE JOHNSON																	
2007-08	82	1704	292	619	.472	111	130	.854	89	171	260	120	180-2	80	36	695	8.5
DAHNTAY JONES																	
2012-13	28	381	32	82	.390	21	31	.677	11	20	31	20	46-3	12	1	88	3.1
DWAYNE JONES																	
1973-74	74	1448	235	502	.474	116	156	.744	145	309	454	86	197-2	29	64	592	8.0
1974-75	75	1086	172	372	.462	133	183	.727	126	241	367	152	226-1	51	51	662	8.8
1975-76	66	2082	251	542	.463	163	219	.744	171	353	524	83	214-8	52	61	778	11.8
3 Years	215	5296	812	1796	.452	411	558	.736	552	1123	1675	321	637-12	132	176	2035	9.5
SOLOMON JONES																	
2006-07	58	666	65	128	.508	59	75	.787	49	87	136	11	124-3	11	42	189	3.3
2007-08	35	645	67	121	.554	30	20	.650	19	23	42	0	28-0	3	5	138	3.9
2008-09	63	1475	67	117	.604	53	74	.716	52	90	142	15	125-0	7	34	188	3.0
3 Years	156	1486	144	269	.535	123	169	.728	120	200	320	26	277-3	21	81	412	2.6
REGGIE JORDAN																	
1995-96	24	247	36	71	.507	22	38	.579	23	29	52	29	30-0	12	7	94	3.9
BO KAUFFMAN																	
1974-75	73	797	113	261	.433	59	59	.702	67	115	182	81	103-1	19	4	285	3.9
ADAM KEEFE																	
1982-83	82	1549	188	437	.429	166	221	.750	171	261	432	80	195-1	57	16	527	6.4
1993-94	63	763	96	213	.451	81	111	.730	77	124	201	34	80-0	20	9	273	4.3
3 Years	145	2312	284	589	.482	247	348	.710	248	385	633	114	275-1	77	25	273	5.6
RYAN KELLY																	
2015-16	16	110	8	28	.286	5	6	.833	1	17	18	8	5-0	4	5	25	1.6
TIM KEMPTON																	
1995-96	3	11	0	0	—	0	0	—	0	2	2	1	5-0	0	0	0	0
NOTRE DAME '86																	

## ALL-TIME ROSTER: 1968 - 2017, CONT.

YEAR	GP	MINS	FGM	FGA	FG%	FTM	FTA	FT%	OR	DR	TR	AST	PF-D	STL	BS	PTS	PPG
PADE MANNION	5	18	2	6	.333	0	0	0.000	0	2	2	2	2-0	2	0	4	0.8
1968-69																	
PETE MARAWICH	81	2926	738	1613	.458	404	505	.800	—	—	298	355	238-1	—	—	1880	23.2
1970-71																	
1971-72	66	2302	460	1077	.427	355	438	.811	—	—	256	393	207-0	—	—	1275	19.3
1972-73	79	2808	709	1731	.409	485	606	.800	—	—	256	393	207-0	—	—	1275	19.3
1973-74	76	2903	819	1791	.457	469	586	.800	98	276	374	586	261-4	111	13	2107	27.7
4 Years	302	11220	2806	6269	.448	1713	2117	.809	98	276	1274	1690	951-6	111	13	7325	24.3
ROY MARBLE	24	162	16	58	.276	19	29	.655	15	9	24	11	16-0	7	1	51	2.1
1989-90																	
CARTIER MARTIN	53	822	106	256	.414	46	61	.754	12	93	105	31	68-0	26	7	314	5.9
1990-91																	
EDDIE MAST	42	447	50	118	.424	19	30	.633	—	—	136	37	50-0	—	—	119	2.8
1972-73																	
WES MATTHEWS	34	1105	161	330	.488	103	123	.837	16	56	72	212	122-1	61	7	425	12.5
1981-82	47	838	131	298	.440	80	79	.759	25	66	91	138	129-3	33	2	324	6.9
1982-83	64	1187	171	424	.403	86	112	.768	16	66	91	249	129-0	60	8	442	6.9
1983-84	6	96	16	30	.533	18	22	.818	1	3	4	2	13-0	5	0	50	8.3
1984-85	1	13	1	3	.333	2	2	1.000	0	0	0	0	0-0	0	0	4	4.0
5 Years	152	3239	480	1085	.442	269	338	.796	61	164	225	626	393-4	179	18	1245	8.1
DON MAY	75	1285	234	476	.492	126	164	.768	—	—	217	55	133-0	—	—	594	7.9
1972-73	32	517	61	134	.455	22	31	.710	—	—	67	21	35-0	—	—	144	4.5
2 Years	107	1802	295	610	.484	148	195	.759	—	—	284	76	188-0	—	—	738	6.9
TRAVIS MAYS	2	32	6	14	.429	5	2	1.000	1	1	2	1	4-0	0	0	17	8.5
1991-92	49	787	129	309	.417	54	82	.659	20	33	53	72	59-0	21	3	341	7.0
2 Years	51	819	135	323	.418	56	84	.667	21	34	55	73	65-0	21	3	358	7.0
AMAL MCKASKILL	11	70	4	17	.235	3	4	.750	7	15	22	5	13-0	3	1	Marquette '96	1.0
1992-93																	
TIM MCCORMICK	56	689	93	187	.497	66	90	.733	56	109	165	32	91-1	11	14	Michigan '84	4.5
1990-91																	
JELANI MCCOY	10	88	7	13	.538	1	5	2.00	7	14	21	0	24-0	3	8	UCLA '95	1.5
2004-05																	
JAMES MCLEROY	31	516	66	171	.386	37	53	.698	20	29	49	65	45-1	21	5	Central Michigan '75	5.5
1979-80	31	516	66	171	.386	37	53	.698	20	29	49	65	45-1	21	5	Central Michigan '75	5.5
1980-81	54	680	78	202	.386	48	59	.814	10	38	48	82	62-0	20	9	205	3.8
1981-82	20	349	36	98	.367	52	125	.416	66	98	164	136	72-0	40	4	134	7.7
3 Years	105	1545	196	498	.394	114	148	.770	38	78	114	186	151-1	49	17	510	4.9
MIKE MCGEE	76	1420	311	677	.459	80	137	.584	71	88	159	149	156-1	61	2	Michigan '81	8.1
1986-87	76	1420	311	677	.459	80	137	.584	71	88	159	149	156-1	61	2	Michigan '81	8.1
1987-88	11	117	22	52	.423	2	6	.333	4	12	16	13	6-0	5	0	51	4.6
2 Years	87	1537	333	729	.457	82	143	.573	75	100	175	162	162-1	66	2	839	9.6
TRACY MCGRADY	52	837	101	231	.437	56	83	.675	23	131	154	110	35-0	—	—	Michigan '84	9.7
2011-12																	
RUSHOWN MCLEOD	34	348	62	163	.380	37	45	.822	12	38	50	14	24-0	2	1	Duke '98	7.2
1988-89	34	348	62	163	.380	37	45	.822	12	38	50	14	24-0	2	1	Duke '98	7.2
1989-90	44	860	131	332	.395	54	70	.771	37	57	93	52	84-0	16	5	168	7.2
2000-01	34	807	144	330	.436	45	51	.882	37	81	118	58	88-0	23	8	335	9.9
3 Years	112	2115	137	344	.395	136	166	.819	30	216	306	124	196-0	41	14	815	7.3
TOM MILLLEN	68	1683	280	588	.476	116	145	.800	151	265	416	84	233-8	33	16	Maryland '74	9.0
1977-78	68	1683	280	588	.476	116	145	.800	151	265	416	84	233-8	33	16	Maryland '74	9.0
1978-79	82	1392	232	498	.466	109	219	.891	131	201	332	69	211-2	15	32	676	9.9
1979-80	53	1071	191	382	.500	81	107	.757	70	150	220	62	126-2	36	14	463	8.7
1980-81	79	1284	232	498	.466	109	219	.891	131	201	332	69	211-2	15	32	676	9.9
1981-82	73	1792	291	572	.509	140	170	.824	102	204	336	129	202-1	25	24	723	9.9
1982-83	61	1364	198	424	.467	108	133	.812	57	160	217	76	143-2	17	14	504	8.3
6 Years	416	8866	1495	2982	.500	634	872	.811	607	1209	1816	482	1078-15	149	135	3523	8.3
SLAVA MEDVEDENKO	14	81	12	29	.414	17	20	.850	4	10	14	2	16-0	0	2	42	3.0
2006-07																	
DEAN "The Dream" MEMINGER	20	2177	233	500	.466	168	263	.639	84	130	214	397	160-0	118	11	634	7.9
1974-75	80	2177	233	500	.466	168	263	.639	84	130	214	397	160-0	118	11	634	7.9
1975-76	148	3595	388	879	.441	268	415	.646	149	216	365	619	276-0	172	19	1044	7.1
JOE C. MERIWEATHER	74	2068	319	607	.526	182	255	.714	216	380	596	82	324-21	41	82	820	11.1
1976-77																	
ANTHONY "Pig" MILLER	1	14	0	5	.000	0	0	0.000	2	5	7	0	2-0	0	0	0	0.0
1996-97	37	228	29	52	.558	21	39	.538	30	40	70	3	41-0	15	3	79	2.1
1997-98	2	2	1	2	.500	0	0	0.000	0	2	2	0	0-0	0	0	2	1.0
2000-01	0	0	0	0	0.000	0	0	0.000	0	0	0	0	0-0	0	0	0	0.0
2004-05	42	257	32	62	.516	21	39	.538	32	48	80	4	45-0	16	3	85	2.0
4 Years																	
CHRIS MILLS	—	—	—	—	—	—	—	—	—	—	—	—	—	—	—	—	—
2003-04																	
PAUL MILLSAP	74	2482	483	1047	.461	286	391	.731	154	473	627	232	210-3	129	78	1328	17.9
2013-14	74	2482	483	1047	.461	286	391	.731	154	473	627	232	210-3	129	78	1328	17.9
2014-15	73	2390	440	930	.473	255	337	.757	141	431	571	233	210-3	129	78	1328	17.9
2015-16	81	2847	501	1086	.462	309	408	.757	198	534	732	265	237-2	147	139	1585	17.1
2016-17	69	2343	430	972	.442	311	401	.768	111	422	533	252	186-0	92	62	1246	18.1
4 Years	297	9862	1857	4015	.465	1161	1541	.753	602	1660	2462	972	634-5	496	348	5177	17.4
NAZR MOHAMMED	28	716	139	325	.428	75	96	.781	97	155	252	39	73-0	23	28	345	12.3
2000-01	28	716	139	325	.428	75	96	.781	97	155	252	39	73-0	23	28	345	12.3
2001-02	82	2168	329	713	.461	137	222	.617	242	409	651	33	252-2	63	61	795	9.7
2002-03	35	445	67	159	.421	26	41	.634	47	82	129	6	79-0	16	21	160	4.6
2003-04	13	538	23	58	.397	69	110	.626	101	166	267	29	113-0	22	27	345	5.9
4 Years	198	2967	669	1433	.467	307	471	.652	487	812	1239	78	517-2	124	137	1645	8.3
SIDNEY MONCRIEF	72	1096	117	240	.488	82	105	.781	31	97	128	104	112-0	50	9	337	4.7
1990-91																	
RODNEY MONROE	38	313	53	144	.368	19	23	.825	12	21	33	27	19-0	12	2	131	3.4
1991-92																	
MIKKI MOORE	5	31	5	12	.417	8	10	.800	5	2	7	3	1-0	0	2	18	3.6
2002-03																	
RANDOLPH MORRIS	23	89	7	17	.412	4	4	1.000	4	16							

## ALL-TIME ROSTER: 1968 - 2017, CONT.

YEAR	GP	MIN	FGM	FGA	FG%	FTM	FTA	FT%	OR	DR	TR	AST	PF	STL	BS	PTS	PPG
BLAIR RASMUSSEN					Height: 7' 0"											Weight: 260	
1991-92	81	1968	347	726	47.8	30	40	75.0	94	299	393	107	233-1	35	48	729	9.0
1992-93	22	283	30	80	37.5	9	13	69.2	20	35	55	5	61-2	12	10	71	3.2
2 Years	103	2251	377	806	46.8	39	53	73.36	114	334	448	112	294-3	47	58	800	7.8
THEO RATLIFF					Height: 6' 10"											Weight: 235	
2001-02	3	10	2	5	40.0	6	10	60.0	1	1	16	1	8-0	1	20	5.0	8.7
2002-03	81	2518	276	595	46.4	154	214	72.0	154	453	607	73	271-3	56	282	706	8.7
2003-04	53	1648	171	373	45.8	96	147	65.3	105	276	381	51	189-2	30	166	438	8.3
3 Years	137	4248	457	988	46.3	256	372	68.8	264	740	1004	125	468-5	87	436	1170	8.5
LEO RAUTINS					Height: 6' 8"											Weight: 215	
1984-85	4	12	0	2	0.00	0	0	0.00	1	1	2	3	3-0	0	0	0	0.0
ZELJKO REBRACA					Height: 7' 0"											Weight: 257	
2005-04	3	51	12	23	52.2	1	2	50.0	4	5	9	2	7-1	0	2	25	8.3
ELDRIDGE RECASNER					Height: 6' 3"											Weight: 190	
1998-97	71	1207	148	360	42.3	51	58	87.9	35	80	115	94	97-0	38	4	348	9.0
1997-98	59	1454	206	452	45.6	74	79	93.7	32	110	142	117	94-0	41	1	548	9.3
2 Years	130	2661	354	802	44.1	125	137	91.2	67	190	257	211	191-0	79	5	893	7.3
JEREMY RICHARDSON					Height: 6' 7"											Weight: 190	
2000-07	19	88	3	6	50.0	0	0	0	1	1	2	0	2-0	1	0	8	1.6
2007-08	19	88	13	31	41.9	0	0	0	1	6	7	0	8-0	2	0	3	1.6
2 Years	24	107	16	37	43.2	0	0	0	2	7	9	0	8-0	3	0	39	1.6
ISAIAH RIDER					Height: 6' 5"											Weight: 215	
1999-00	60	2084	449	1072	41.9	204	260	78.5	63	195	258	219	132-3	41	6	1158	19.3
BOB RILEY					Height: 6' 4"											Weight: 235	
1970-71	7	39	4	9	44.4	5	9	55.6	—	—	12	1	5-0	—	—	13	1.9
GLENN "Doc" RIVERS					Height: 6' 4"											Weight: 185	
1983-84	81	1938	250	541	46.2	255	325	78.5	72	148	220	314	286-9	127	30	757	9.3
1984-85	69	1726	230	517	44.5	230	297	77.4	66	148	214	410	157	33	97	714	7.1
1985-86	53	1571	220	464	47.4	172	283	60.8	49	113	162	443	185-2	120	13	612	11.5
1986-87	82	2590	342	736	45.1	365	441	82.8	83	216	299	923	287-5	171	30	1053	12.8
1987-88	80	2302	474	929	51.0	319	433	73.6	747	272	343	147	272-3	141	31	1134	14.2
1988-89	76	2462	371	816	45.5	247	287	86.1	89	197	286	525	263-6	181	40	1032	13.6
1989-90	48	1526	218	480	45.4	138	170	81.2	47	153	200	264	151-2	116	22	598	12.5
1990-91	79	2386	474	1020	46.4	221	282	78.4	47	102	149	215-2	145	24	1137	14.4	
8 Years	568	17301	2582	5670	45.5	2008	2567	78.2	536	1464	2000	3866	1910-35	1166	276	7357	13.0
TONY ROBERTSON					Height: 6' 4"											Weight: 170	
1977-78	63	929	168	381	44.1	37	53	69.8	15	55	70	103	133-2	74	5	373	5.9
GLENN ROBINSON					Height: 6' 7"											Weight: 230	
2002-03	69	2591	539	1248	43.2	268	306	87.6	86	371	457	205	183-0	91	26	1436	20.8
LARRY ROBINSON					Height: 6' 3"											Weight: 180	
2000-01	33	631	67	184	36.4	21	24	87.5	23	64	87	36	46-0	28	2	199	6.0
RUMAL ROBINSON					Height: 6' 2"											Weight: 200	
1989-91	47	674	108	248	44.5	58	47	123.0	22	51	73	132	65-0	32	75	265	5.6
1991-92	81	2220	423	928	45.6	175	275	63.6	64	155	219	446	178-0	105	54	1055	13.0
2 Years	128	2894	531	1170	45.4	222	355	62.5	86	206	292	578	243-0	137	129	1320	10.3
LEN "Truck" ROBINSON					Height: 6' 7"											Weight: 225	
1976-77	36	1449	310	648	47.8	186	241	77.2	133	329	462	97	130-3	38	20	806	22.4
WAYNE "Tree" ROLLINS					Height: 6' 1"											Weight: 240	
1977-78	80	1795	253	520	48.7	104	148	70.3	179	373	552	79	326-16	57	218	610	7.6
1978-79	81	1900	297	555	53.5	89	141	63.1	219	369	588	49	328-19	46	254	683	8.4
1979-80	82	2123	287	514	55.8	157	220	71.4	283	491	774	76	322-12	54	244	731	8.9
1980-81	50	1044	116	210	55.2	46	57	80.7	102	184	286	35	151-7	29	117	278	5.6
1981-82	79	2018	202	346	58.4	79	129	61.2	168	443	611	59	285-4	35	224	483	6.1
1982-83	80	2472	261	512	51.0	68	135	72.6	210	533	743	75	294-7	49	343	620	7.8
1983-84	77	2051	312	625	50.0	118	190	62.1	200	363	563	62	297-9	48	277	666	8.6
1984-85	70	1750	186	339	54.9	67	93	72.0	113	329	442	52	213-6	35	167	439	6.3
1985-86	74	1781	173	347	49.9	69	90	76.7	131	327	458	41	239-5	38	167	415	5.6
1986-87	78	1767	167	374	44.6	72	140	51.4	135	333	468	45	240-5	36	145	410	5.3
1987-88	76	1765	173	360	51.2	70	80	87.5	142	317	459	20	229-2	31	132	336	4.4
11 Years	814	20763	2353	4445	52.9	960	1370	70.1	1902	4092	5994	570	2924-88	452	2283	5666	6.9
SEAN ROOKS					Height: 6' 10"											Weight: 250	
1995-96	16	215	32	58	55.2	29	43	67.4	26	30	51	9	35-0	4	14	93	5.8
DAI ROYDFIELD					Height: 6' 8"											Weight: 205	
1978-79	80	2539	462	916	50.4	300	420	71.4	326	539	865	131	358-16	87	176	1224	15.3
1979-80	81	2588	502	1007	49.9	330	465	71.0	293	544	837	184	317-6	101	139	1334	16.5
1980-81	63	2128	426	808	52.7	256	335	72.1	231	403	634	161	258-8	76	119	1108	17.5
1981-82	61	2216	424	910	46.6	285	375	76.0	162	219	381	64	93	1134	18.6		
1982-83	77	2811	561	1193	47.0	337	450	74.9	259	621	880	225	239-1	60	115	1464	19.0
1983-84	73	2610	503	1038	48.5	374	486	77.0	266	515	721	184	221-2	61	74	1380	18.9
6 Years	435	14591	2828	5672	49.0	1882	2551	74.4	1542	3116	4658	1047	1663-36	449	716	7644	17.6
WALKER D. RUSSELL					Height: 6' 4"											Weight: 210	
1984-85	21	377	34	63	54.0	14	17	82.4	8	32	40	66	37-1	17	4	83	4.0
JUAN "Pope" SANCHEZ					Height: 6' 4"											Weight: 195	
2000-01	5	34	0	7	0.00	0	0	0	1	0	1	5	3-0	2	0	0	0.0
JEFF SANDERS					Height: 6' 8"											Weight: 240	
1991-92	12	117	20	45	44.4	7	9	77.8	9	17	26	9	15-0	5	3	47	3.9
1992-93	9	120	14	40	35.0	4	8	50.0	12	17	29	6	15-0	1	4	24	2.7
2 Years	21	237	30	70	42.9	11	17	64.7	21	34	55	15	31-0	13	4	71	3.4
DALE SCHLUETER					Height: 6' 10"											Weight: 235	
1973-74	57	547	63	135	46.7	38	50	76.0	54	101	155	45	84-0	25	22	164	2.9
MIKE SCOTT					Height: 6' 8"											Weight: 237	
2012-13	40	376	70	147	47.6	43	56	76.8	39	71	110	12	32-0	4	2	183	4.6
2013-14	80	1482	301	628	47.9	103	132	78.0	62	222	284	75	121-0	30	7	767	9.6
2014-15	78	1123	201	415	48.4	61	77	79.0	45	134	179	15	42-0	3	7	359	4.6
2015-16	75	1146	176	376	46.8	50	63	79.4	53	103	206	78	102-0	26	17	464	6.2
2016-17	18	195	17	39	28.8	7	8	87.5	10	27	37	17	12-0	4	3	45	2.5
6 Years	291	4322	765	1663	46.0	284	338	78.6	209	627	836	257	350-0	85	32	1988	6.1
THABO SEFOLOSHA					Height: 6' 7"											Weight: 220	
2014-15	52	976	10														



## ALL-TIME ROSTER: 1968 - 2017, CONT.

YEAR	GP	MIN	FGM	FGA	FG%	FTM	FTA	FT%	OR	DR	TR	AST	PF-D	STL	BS	PTS	PPG
JAMES THOMAS					Height: 6' 8"			Weight: 235									Texas '04
2004-05	2	5	1	3	.333	0	0		2	0	2	0	1-0	0	0	2	1.0
JOHN THOMAS					Height: 6' 8"			Weight: 265									Minnesota '08
2005-06	11	66	3	7	.429	3	4	.750	3	7	10	1	10-0	2	0	9	0.8
DLON THOMPSON					Height: 195			Weight: 183									UCLA '05
2006-07	6	50	6	15	.400	5	6	.833	3	5	8	2	2-0	0	0	17	2.8
RAY TOLBERT					Height: 240			Weight: 240									Indiana '81
1988-89	50	341	40	94	.426	23	37	.622	31	57	88	16	55-0	13	13	103	2.1
ANTHONY TOLLIVER					Height: 6' 8"			Weight: 243									Craigenton '07
2012-13	62	963	82	216	.380	44	51	.863	31	124	155	32	66-0	15	12	253	4.1
SEDRIC TONEY					Height: 6' 2"			Weight: 180									Dayton '85
1985-86	3	24	2	7	.286	1	1	1.000	0	2	2	0	6-0	1	0	5	1.7
1989-90	32	296	30	72	.417	21	26	.840	3	11	14	52	35-0	10	0	88	2.9
2 Years	35	310	32	79	.405	22	26	.846	3	11	14	52	41-0	11	0	93	2.7
GENE "Bumper" TORMOHLN					Height: 6' 8"			Weight: 245									Tennessee '59
1969-70	2	11	2	4	.500	0	0	.000	—	—	4	1	3-0	—	—	4	2.0
GEORGE TRAPP					Height: 6' 8"			Weight: 215									Long Beach St. '71
1971-72	60	890	144	388	.371	105	139	.755	—	—	183	51	144-2	—	—	393	6.6
1972-73	77	1853	359	824	.436	150	194	.773	—	—	455	127	274-11	—	—	868	11.2
2 Years	137	2743	503	1212	.415	255	333	.766	—	—	638	178	416-13	—	—	1261	9.2
JOHN TSCHOLG					Height: 6' 6"			Weight: 206									UCSB '77
1972-73	10	94	14	40	.350	2	4	.500	—	—	21	6	25-0	—	—	30	3.0
1973-74	64	499	59	166	.355	10	17	.588	33	43	76	33	69-0	17	20	128	2.0
2 Years	74	593	73	206	.354	12	21	.571	33	43	76	39	94-0	17	20	158	2.1
JEREMY TYLER					Height: 6' 10"			Weight: 260									Tokyo Apache '11
2012-13	1	5	0	0	—	0	0	—	0	3	3	0	0	0	0	0	0.0
TOM VAN ARSDALE					Height: 6' 5"			Weight: 200									Indiana '65
1974-75	73	2570	544	1269	.429	294	383	.768	70	179	249	207	221-5	78	3	1382	18.9
1975-76	75	2026	346	785	.440	126	180	.700	35	151	186	146	202-5	57	7	818	10.6
2 Years	148	4596	890	2054	.433	420	549	.765	105	330	435	353	433-10	135	10	2200	14.9
JOHN VALLEY					Height: 6' 3"			Weight: 185									UCLA '70
1970-71	51	430	73	204	.358	45	59	.763	—	—	34	47	50-0	—	—	191	3.7
1971-72	9	9	9	20	.450	5	9	.556	—	—	33	9	13-0	—	—	53	5.9
2 Years	60	540	83	224	.377	58	79	.734	—	—	45	56	63-0	—	—	244	4.1
JACQUE VAUGHN					Height: 6' 1"			Weight: 190									Kansas '97
2002-03	82	1856	206	438	.470	104	126	.825	18	150	168	349	183-0	65	2	540	6.6
2003-04	71	1271	107	277	.386	53	68	.779	12	104	116	195	126-0	44	2	270	3.8
2 Years	153	3127	313	715	.438	157	194	.809	30	254	284	544	309-0	109	4	810	5.3
FRED VINSON					Height: 6' 4"			Weight: 190									Georgia Tech '94
1994-95	5	27	1	4	.250	1	1	1.000	0	0	0	1	4-0	0	0	0	0.8
ALEXANDER VOLKOV					Height: 6' 10"			Weight: 213									Kiev Institute '99
1989-90	77	937	137	284	.482	70	120	.583	52	67	119	83	166-3	36	22	357	5.0
1991-92	77	1516	251	569	.441	125	198	.631	103	162	265	250	178-2	66	30	428	8.6
2 Years	149	2453	388	853	.455	195	318	.613	155	229	384	333	344-5	102	52	1019	6.8
RASHDEE WALLACE					Height: 6' 11"			Weight: 230									North Carolina '97
2003-04	1	42	8	24	.333	3	3	1.000	1	5	6	2	0-0	1	5	20	2.0
ANTOINETTE WALKER					Height: 6' 9"			Weight: 245									Kentucky '96
2004-05	53	2128	420	1013	.415	157	294	.534	126	371	497	194	147-0	64	32	1082	20.4
DWIGHT WALLER					Height: 6' 7"			Weight: 230									Tennessee St. '68
1968-69	11	29	2	9	.222	3	7	.429	—	—	10	1	8-0	—	—	7	0.6
CHRIS WASHBURN					Height: 6' 11"			Weight: 255									North Carolina State '86
1987-88	29	174	22	49	.449	13	23	.565	19	36	55	3	19-0	4	8	57	2.0
JOHN WASHINGTON					Height: 6' 7"			Weight: 215									Illianaova '95
1971-72	67	2416	325	746	.436	201	266	.756	—	—	601	121	217-0	—	—	853	12.7
1972-73	75	2833	308	713	.432	163	224	.728	—	—	801	174	252-5	—	—	779	10.4
1973-74	73	2519	297	612	.485	134	196	.684	207	528	735	156	249-5	49	74	728	10.0
1974-75	38	865	41	55	.440	41	55	.745	32	141	173	68	86-2	23	13	269	7.1
4 Years	253	8673	1044	2313	.451	539	731	.737	259	669	2330	519	804-12	72	87	2627	10.4
ANTHONY "Spud" WEBB					Height: 6' 7"			Weight: 133									North Carolina State '85
1985-86	79	1229	199	412	.483	216	275	.785	27	96	123	337	164-1	82	5	616	7.8
1986-87	33	532	71	162	.438	80	105	.762	6	54	60	167	65-1	34	2	223	6.8
1987-88	82	1347	191	402	.475	161	131	.817	16	130	146	137	125-0	33	11	490	6.0
1988-89	81	1219	133	290	.459	52	60	.867	21	102	123	284	104-0	70	6	319	3.9
1989-90	82	2184	294	616	.477	162	186	.871	38	163	201	477	185-0	105	12	751	9.2
1990-91	75	2197	75	2197	.447	162	186	.871	41	133	174	417	180-0	113	6	1003	13.4
1995-96	51	817	104	222	.468	74	87	.851	19	41	60	40	68-0	27	2	300	5.9
2 Years	483	9525	1351	2907	.465	922	1110	.831	168	719	887	2159	891-2	499	44	3702	7.7
MARIO WEST					Height: 6' 5"			Weight: 210									Georgia Tech '07
2007-08	64	269	21	48	.438	17	26	.654	26	22	48	13	61-1	12	4	68	0.9
2008-09	53	268	14	34	.412	14	30	.467	24	32	56	19	35-0	18	4	43	0.8
2009-10	39	142	12	21	.571	6	10	.600	8	19	27	9	25-0	8	0	30	0.8
3 Years	156	680	47	104	.452	37	66	.561	58	73	131	41	121-1	38	8	132	0.8
MARK WEST					Height: 6' 10"			Weight: 250									Old Dominion '82
1999-99	49	499	22	59	.373	16	45	.356	49	76	125	13	80-0	4	22	60	1.3
JOHN WETZEL					Height: 6' 5"			Weight: 192									Virginia Tech '67
1972-73	28	504	42	94	.447	14	17	.824	—	—	58	39	41-1	—	—	225	3.6
1973-74	70	1232	107	252	.425	41	57	.719	39	131	170	138	147-1	73	19	225	3.6
1974-75	63	785	28	50	.426	68	77	.883	34	80	114	77	108-1	51	8	242	3.8
3 Years	161	2521	87	236	.450	123	151	.815	73	211	342	254	296-3	124	27	595	3.7
EVANS WHITLEY					Height: 6' 8"			Weight: 180									Alabama '32
1987-88	5	24	4	12	.333	3	4	.750	0	4	4	2	3-0	2	0	9	2.2
1988-89	82	1004	120	236	.508	52	64	.788	22	77	99	181	93-0	59	2	292	3.6
1994-95	27	292	24	53	.453	20	32	.625	9	21	30	34	37-0	19	0	70	2.6
3 Years	114	1320	148	286	.497	75	102	.735	31	102	133	237	133-0	80	2	373	3.3
HEBB WHITE					Height: 6' 2"			Weight: 185									Georgia '90
1970-71	38	315	34	84	.405	22	39	.564	—	—	48	47	62-2	—	—	90	2.4
DONALD WHITESIDE					Height: 5' 10"			Weight: 170									N. Illinois '91
1997-98	3	16	1	2	.500	0	2	.000	0	1	1	1	0-0	0	0	2	0.7
JOHN WILEY					Height: 6' 4"			Weight: 192									Long Beach State '88
1991-92	41	767	71	160	.444	21	30	.700	22	51	73	166	73-0	43	3	177	4.3
1992-93	25	342	26	81	.321	5	8	.625	9	26	35	81	49-0	26	2	72	2.9
1994-95	5	17	6	10	.600	1	1	1.000	0	4	4	6	4-0	1	1	7	1.4

## ALL-TIME UNIFORM NUMBERS

No.	Player	No.	Player	No.	Player	No.	Player
0	Greg "Cadillac" Anderson	Andy Panko	Stewart Granger	Randy Denton			
	Dickey Simpkins	Steve Smith	Wilbur Holland	Mike Dunleavy			
	Jeff Teague	Alexander Volkov	George Lehmann	Doug Edwards			
00	Tony Delk	Antoine Walker	Cartier Martin	Mike Glenn			
	Amal McCaskill	<b>Bob Pettit*</b>	Howard Nathan	Devin Harris			
1	Josh Childress	Don Adams	Larry Robinson	Gary Leonard			
	Lloyd Daniels	Drew Barry	Larry Siegfried	John Long			
	Maurice Evans	John Battle	Salim Stoudamire	Jelani McCoy			
	Stephen Jackson	Mike Bibby	Donald Whiteside	Mamadou N'diaye			
	DerMarr Johnson	Mookie Blaylock	Derrick Alston	Isaiah Rider			
	Wes Matthews	Maurice Cheeks	Clyde Bradshaw	Jeff Sanders			
	Travis Mays	Steve Hawes	Jack "Goose" Givens	Tony Smith			
	Tracy McGrady	Anthony Johnson	Skip Harlicka	Ray Tolbert			
	Jeremy Tyler	Tim Hardaway Jr.	<b>Dominique Wilkins*</b>	Gene Tormohlen			
	Ennis Whatley	Tyronn Lue	Greg "Cadillac" Anderson	Dwight Waller			
	Gus Williams	Pace Mannion	Dudley Bradley	Herb White			
2	Leon Wood	Don Ohl	John Drew	35	Antoine Carr		
	Stacey Augmon	Johan Petro	Ed Gray	Ronnie Grandison			
	Ira Bowman	Joel Przybilla	Jim Jackson	Darrin Hancock			
	Sean Colson	Randy Wittman	Reggie Jordan	Reggie Slater			
	Tyler Dorsey	Drew Barry	Brevin Knight	Mike Williams			
	Joe Johnson	Esteban Batista	Roy Marble	Sly Williams			
	Moses Malone	Jamal Crawford	Don May	36	Royal Ivey		
	Anthony "Pig" Miller	Keith Edmonson	Anthony Morrow	Etan Thomas			
	Nazr Mohammed	Shaler Halimon	Flip Murray	Rasheed Wallace			
	James Nunnally	Keith Herron	Rumeal Robinson	38	Mikki Moore		
	Walker D. Russell	Sidney Lowe	Edy Tavares	40	Jason Collier		
	Rory Sparrow	Matt Maloney	John Tschogl	Gary Gregor			
3	Shareef Abdur-Rahim	Leo Rautins	<b>Lou Hudson*</b>	Antonio Harvey			
	Cal Bowdler	Craig Shelton	23	Durant "Rudy" Macklin			
	Marco Belinelli	Tiago Splitter	24	Tim McCormick			
	Austin Daye	Jacque Vaughn	Donnie Boyce	Mike McGee			
	Craig Ehlo	Fred Vinson	Jim Creighton	Mike Sojourner			
	Thomas Gardner	Morlon Wiley	Jim Davis	John Valley			
	Herm Gilliam	Milt Williams	Cedric Henderson	41	Tom Barker		
	Al Harrington	Ray Williams	Armond Hill	Ron Behagen			
	Eddie Johnson	Kenny Anderson	Tony Inglesby	Sam Peliom			
	Slava Medvedenko	John Battle	Anthony Johnson	Blair Rasmussen			
	Ken Norman	Speedy Claxton	Juan "Pope" Sanchez	Leon Smith			
	Eldridge Recasner	Bimbo Coles	Andre Spencer	Mark West			
	Bob Sura	Dan Dickau	Reggie Theus	Howard Wright			
	Damien Wilkins	Steve Henson	Marvin Williams	42	Elton Brand		
	Lou Williams	Kirk Hinrich	Corey Benjamin	Len Chappell			
	Shamond Williams	John Jenkins	Erick Dampier	Dan Collins			
4	Quinn Cook	Grady O'Malley	John Furlow	Jeff Halliburton			
	Chris Crawford	Matt Maloney	Paul "Snoop" Graham	Connie Hawkins			
	Matt Freije	Rodney Monroe	Grant Long	Walt Hazzard			
	Acie Law IV	Josh Powell	Eddie Mast	Tom Inglesby			
	Paul Millsap	Taurean Prince	Joe Meriwether	Henry James			
	Ken Norman	Zeljko Rebraca	Glenn "Doc" Rivers	Tom Ratiiff			
	Tony Robertson	Bob Riley	Thabo Sefolosha	Jeff Stachhouse			
	Anthony Tolliver	Donald Sloan	Kyle Korver	Kevin Willis			
	Anthony "Spud" Webb	Claude Terry	26	Rick Wilson			
5	John Bagley	John Thomas	27	Lorenzen Wright			
	Sergei Bazarevich	Jim Washington	Ollie Johnson	43	Lorenzo Charles		
	DeMarre Carroll	Jose Calderon	Zaza Pachulia	Chris Humphries			
	Josh Davis	Ron Davis	Andrew Lang	Clyde Lee			
	Malcolm Delaney	Boris Diaw	Ivano Newbill	Grant Long			
	Jerry Eaves	Dwight Jones	David Newmark	Alex Stivris			
	Dion Glover	Hanno Möttölä	Paul Sales	44	Ken Charles		
	Danny Manning	Lamar Patterson	Mike Wilks	Art Collins			
	Ken Norman	Glenn Robinson	Dahnray Jones	Greg Foster			
	Billy Pultz	Giannis Robinson	Ryan Kelly	Scott Hastings			
	Eldridge Recasner	Gustavo Ayon	Wayne "Tree" Rollins	Ivan Henderson			
	Josh Smith	Alfred "Butch" Beard	Scott Strickland	Alan Johnson			
	Randy Smith	Charlie Criss	George Trapp	Solomon Jones			
	Tom Van Arsdale	Dewayne Dedmon	Hilton Armstrong	Bob Kauffman			
	Freeman Williams	Predrag "Peja" Stojanovic	Zelmo Beaty	<b>Pete Maravich*</b>			
6	Pero Antic	Tom Henderson	Rickey Brown	Michael Stewart			
	Cal Bowdler	Jim Les	Bob Christian	Travis Wilson			
	Cedric Bozeman	Gary Neal	Adam Keefe	Randy Breuer			
	Travis Hansen	Ira Newble	Mike Muscala	Dexter Pittman			
	Kirk Hinrich	Haywoode Workman	Brian Oliver	Sean Rooks			
	Jermaine Jackson	Emanuel Davis	Kenny Smith	50	John Brown		
	James Thomas	Hiram Fuller	Jason Terry	51	Bill Bullard		
	Sedric Toney	Ricky Grace	Bill Bridges	52	Othello Hunter		
	Mario West	Richie Guerin	Boris Diaw	Chris Washburn			
7	Jared Cunningham	Al Horford	John Koncak	53	Todd Mundt		
	Dennis Duval	Priest Lauderdale	Christian Laethner	54	Chuckey Brown		
	Tom Gugliotta	Alfred "Butch" Lee	Jeremy Richardson	55	George Johnson		
	Justin Holiday	Sidney Moncrief	Dan Roundfield	56	James Lang		
	Ersan Ilyasova	Jeff Sheppard	Mike Scott	57	Tom Millien		
	Tim Kempton	Donta Smith	Joe Smith	58	Mark Landsberger		
	Toni Kukoc	Mike Wilson	Bill Willoughby	59	Cliff Levingston		
	Randy Livingston	Nicolas Brussino	Michael Bradley	60	Obinna Ekezie		
	Roshown McLeod	Tom Burleson	Antoine Carr	61	Tom Payne		
	Dean Meminger	Johnny Davis	Jerry Chambers	62	Dale Schlueter		
	Jannero Pargo	Anthony Grundy	Tyrone Corbin	63	Vladimir Radmanovic		
	Wesley Person	Jon Barry	Duane Ferrell	64	DeShawn Stevenson		
	Dion Thompson	Tom Hovasse	Willie Green	65	DeAndre Bembry		
	Al Wood	Dennis Schröder	James McCoy				
8	Luke Babbitt	Brandon Williams	Randolph Morris				
	Walt Bellamy	Miles Plumlee	Adreian Payne				
	Darvin Ham	Richie Guerin	John Pinone				
	Dwight Howard	Pape Sy	Len Robinson				
	Anthony Johnson	Jon Barry	John Wetzel				
	Shelvin Mack	Steve Bracey	Shelden Williams				
		John Collins	Willie Burton				
		LaPhonso Ellis	Jason Collins				

\*Retired jersey number

## THE HISTORY OF THE HAWKS

## FROM MILWAUKEE, TO ST. LOUIS, TO ATLANTA.

It was a setting made for Mark Twain. A banjo box gymnasium called Wharton Field House seating 6,000 on hardwood benches in a city, or should we say three cities, straddling the Mississippi River is where the Atlanta Hawks have their roots.

They were known as the Tri-City Blackhawks, one of the original members of the National Basketball Association after a mid-summer merger in 1949 of the 12-year-old National Basketball League and the four-year-old Basketball Association of America formed the new league.

The Illinois cities of Moline and Rock Island and Davenport, Iowa across the river formed the formal name of the neophyte Blackhawks, coached by Roger Potter.

In the opening game at Wharton Field House, the Blackhawks beat the old Denver Nuggets, 93-85. But after a string of six losses, Potter became the first former coach of the franchise, as he was replaced by Red Auerbach.

The first edition of the Blackhawks made the playoffs, despite being six games under .500, but dropped out in the first round to the Anderson Duffey Packers. Then the coach, better known as Red Auerbach, left for Boston and many green-and-white World Championship banners.

After two years and a grammatical change to Tri-Cities, the Blackhawks packed their bags and moved to Milwaukee. They shortened the nickname to the Hawks and struggled for four years, never winning more than 27 games and finishing last each season. But it was in Milwaukee where the Hawks made a draft choice that would solidify the franchise for years to come.

His name was Bob Pettit. A first-round draft choice from Louisiana State in 1954, Pettit played his entire 11-year career with the Hawks, moving with the club to St. Louis in 1955. He wrote nearly every record in the Hawks' record book and was a four-time MVP of the annual NBA All-Star game, more times than any other player in history.

From 1957 through 1961, the Hawks won five consecutive Western Conference titles. Pettit was the star of the show and had an excellent supporting cast with Cliff Hagan, Slater Martin, Charley Share and Ed Macauley.

In 1958, the Hawks captured their lone World Championship by defeating Boston, four games to two. On three other occasions during the five-year stretch, the Hawks advanced to the finals only to lose to the Celtics each time.

For no apparent reason, the Hawks turned sour during the 1961-62 season and had it not been for the expansion of the Chicago Packers, the club would have gone from first to last in just one year. It was the only spring the Hawks failed to qualify for the playoffs in the 13 seasons they spent in St. Louis.

Fortunately for the franchise, Harry Gallatin, the former All-Pro with the New York Knickerbockers, took over the reins the following season and guided the Hawks to a second-place finish and back into the playoffs. For his efforts, Gallatin became the first recipient of the NBA's Coach of the Year award.

But Gallatin couldn't put the Hawks back on top and was replaced in the middle of the 1964-65 season by Richie Guerin, another Knick standout. The club again made the playoffs but was upset in the opening round by the Baltimore Bullets, a team which finished under .500 and eight games behind the Hawks during the regular season.

After the playoff loss, Pettit took off his uniform for the last time. He wound up his career with a 26.4 scoring average topped by a 31.1 mark during the disappointing '61-'62 campaign. His rebounding standards were even more incredible, a career average of 16.2, and a single-season high of 20.3 set during the 1960-61 season. He was named first-team All-Pro in his first ten seasons in the league, and second-team in his 11th and final season. In 1970, Pettit was enshrined in the Basketball Hall of Fame, and his uniform #9 has been retired.

The Hawks were becoming a young team as was characterized by the early Pettit-led teams. A year later, Hagan was gone, representing the last remaining link to the '58 Championship team.

In their places were Lou Hudson, the number one pick in 1966, Zelmo Beaty, Joe Caldwell, Lenny Wilkens and Bill Bridges. By 1968, the Hawks added another Western Conference title with a record of 56-26 — at that time the best in the team's history — and Guerin became the Hawks' second Coach of the Year.

Then came the shocker.

During the broadcast of an Atlanta Braves baseball game, announcer Milo Hamilton told Atlanta fans the city was going to have a professional basketball team. It was, of course, the Hawks, a perennial NBA powerhouse, moving from St. Louis to Atlanta.

Bringing the team to the South were two of Atlanta's and Georgia's most respected gentlemen, businessman Thomas G. Cousins and former governor Carl E. Sanders. They acquired the club from Ben Kerner.

Skeptics viewed the move as one of disaster since Atlanta had no facility for professional basketball and noted that the area was a hotbed for football, and there was not room for both sports.

It goes without saying that they were wrong on both counts.

The Hawks received permission to play their games in Alexander Memorial Coliseum on the Georgia Tech campus until a new arena could be constructed. Five years later that realization came true when The Omni was completed.

## THE HISTORY OF THE HAWKS, CONT.

Under Guerin, the Hawks were sensational the first two years in Atlanta. They won the Western Conference title again in 1970 and advanced to the conference finals both seasons before losing to the star-studded Los Angeles Lakers.

With the emergence of the American Basketball Association came the fall of the Hawks. The new league raided the NBA teams, offering big money to the NBA stars in order to build credibility. Beatty was the first to jump in 1969, and Caldwell followed a year later.

Though the Hawks drafted Pete Maravich, the college scoring champion from Louisiana State, in 1970, the team struggled into the playoffs the next two seasons. The club finished 10 games under .500 each year and couldn't get past the first round of the playoffs.

For the 1972-73 season, the Hawks moved into The Omni, then a 16,500-seat structure, with a new coach, Cotton Fitzsimmons. Behind the 27.1 scoring average of Hudson, the Hawks responded to the new surroundings by reversing the record of the previous year.

The next year, however, the Hawks failed to make a playoff appearance for the first time in 12 seasons, and second in 19. Only another expansion team, this time the New Orleans Jazz, kept the club from plummeting into last place. The first move to rectify the situation was to trade Maravich to New Orleans for a slew of draft choices.

Owning the first and third selections in the 1975 NBA College Draft, the Hawks chose David Thompson from North Carolina State and Marvin Webster from Morgan State. The NBA-ABA bidding war was at its peak and both players opted for the Denver Nuggets of the rival league.

The team lost 51 games, the most in thirteen years, and tumbled into last place for the first time since the team left Milwaukee. Fitzsimmons lost his job eight games from the end (1975-76).

The bright spot on the club was the emergence of John Drew, a second-round pick in 1974, as one of the premier offensive players in the league. Drew, who was Basketball Weekly's Rookie of the Year for 1974-75 while leading the league in offensive rebounds, averaged 21.4 points per game in his second season.

Rumors abounded that a move was imminent, and that a new owner was soon to purchase the team; but Hubie Brown, who coached the Kentucky Colonels to the 1975 NBA Championship, took over the team and promptly began to change the team's image. Midway through the 1976-77 season (January '77), half of the rumor became reality as R.E. "Ted" Turner, owner of the Braves and WTCG-TV, bought the club but stated the team would remain in Atlanta.

Hudson, an 11-year veteran of 730 NBA games, all in a Hawks uniform, was traded to Los Angeles (Lakers) as a youth movement was instituted. The #23 worn by Hudson was retired on the Lakers' first visit to the Omni, marking the second Hawks number to be retired. The two men so honored to that point, Pettit and Hudson, shared the Atlanta record for the most points scored in one game: 57.

Brown's first team suffered through a difficult initial year ('76-'77) by finishing in sixth place in their division with a 31-51 record. The team made a dramatic turnaround just one year later (1977-78), becoming the Cinderella team of the NBA, by advancing to the playoffs for the first time in five years. Brown was named NBA Coach of the Year as the fans became "Hubie's Sixth Man." In addition to Brown's coaching, Atlanta's move forward was sparked by two rookies who would have an impact in the team's history for years to come.

Seven-foot-two center Wayne "Tree" Rollins was selected by the Hawks in the first round of the NBA draft to secure the middle for the team. The Hawks' other impact pick was 6-2 guard Eddie Johnson. These two additions, along with a proven veteran like Drew, would comprise the nucleus of the team.

The Hawks were again playoff participants in 1978-79, but it was just a building block for the following season. Atlanta added forward Dan Roundfield that season and his play, along with the other players, brought the Central Division title to Atlanta in 1979-80. The squad finished with a 50-32 mark, and a first-place finish for the first time in nine years, and three players, Drew, Johnson and Roundfield, participated in the 1980 NBA All-Star game.

After just one season at the top, the Hawks fell 20 games under the .500 mark (1980-81), finishing 31-51 and out of the playoffs for the first time in four years.

Atlanta replaced Brown as coach with former New York/New Jersey Nets coach Kevin Loughery, and he led the Hawks back to the playoffs during both of his seasons in Atlanta (1981-82 and 1982-83) before leaving the team following his final year for another coaching position.

The Hawks' biggest move during Loughery's tenure was made off the court on September 3, 1982. The team traded players John Drew and Freeman Williams plus cash to the Utah Jazz in exchange for Dominique Wilkins, who they had selected that year in the NBA draft. Wilkins, a former All-American player at the University of Georgia, was a unanimous choice to the NBA All-Rookie first team in his rookie season, which was a preview of coming attractions.

Former Hawks assistant Michael Fratello was named to succeed Loughery as the Atlanta franchise's fifth head coach, and he promptly led the Hawks to their third consecutive playoff appearance in 1983-84.

Seeking to change their fortunes and join the NBA elite teams, Atlanta implemented their second youth movement. The Hawks introduced a three-year rebuilding plan in 1984-85 that would hopefully bring the team closer to a championship.

## THE HISTORY OF THE HAWKS, CONT.

The movement started with the Hawks dealing Roundfield to the Detroit Pistons for forwards Cliff Levingston and Antoine Carr and two future draft picks. Roundfield concluded his six-year career with three All-Star seasons and a 17.6 points-per-game average. In addition to acquiring the youthful forwards, Atlanta drafted another big man in 7-0 center Kevin Willis of Michigan State. Willis' size and speed for an inside player would give the Hawks added depth in the frontcourt. The task of rebuilding was a long and difficult process for Fratello and the Hawks that season as the club finished 34-48 and out of the playoffs for only the second time in eight years.

As a result of missing the playoffs, there was some consolation as the team prepared for the '85-'86 season. The Hawks were allowed to participate in the NBA's first draft lottery (where the seven teams not making the playoffs were allowed to draw for the top seven picks in the 1985 draft), and with the fifth selection, Atlanta grabbed another seven-footer, SMU's Jon Koncak.

One of Atlanta's interesting free agent signings that season was 5-7 guard Anthony "Spud" Webb from N.C. State. A diminutive athlete who defied the odds of making an NBA roster, Webb electrified fans throughout the league with his speed and incredible jumping ability (42 inches). That talent was showcased at the 1986 NBA All-Star Weekend, as Webb defeated his teammate and defending champion Wilkins in the '86 Slam Dunk contest.

Despite the loss of his "crown," Wilkins became the first Atlanta player to lead the NBA in scoring after averaging 30.3 points in '85-'86. He was also honored with his first appearance in the NBA All-Star game, and he was also named to the first-team All-NBA squad.

As a team, the Hawks tied franchise marks for most wins in a season (50) and best home record (34-7), and their 50-32 record, which was second in the Central Division, was the league's biggest turnaround (+16 games) from the previous campaign. For his efforts, Fratello was named Haggard/NBA Coach of the Year.

With the high expectations of the 1986-87 season awaiting them, the Hawks provided another year of outstanding play. A franchise record 57 wins capped an extraordinary season that saw Atlanta win the Central Division title. With the third-best record in the NBA, the Hawks established themselves among the league's elite teams, and with the combination of talent and athletic ability, they became one of the NBA's most popular teams. Wilkins finished second among the league's leaders in scoring with a 29.0 average, and was voted an All-Star starter for the first time in his career (his second appearance overall).

Several individual records were also established as Glenn "Doc" Rivers broke Atlanta's single-season assist record with 823, which also ranked him fourth in the NBA (10.0 average). Rollins moved into second place on the NBA's all-time blocked shots list, and Mike McGee set an all-time team mark for three-point goals (86) and attempts (229). The team made the playoffs for the second straight season and defeated Indiana in the first round, but faltered in the second round and lost to the Detroit Pistons.

The following season ('87-'88), the Hawks were replaced as division champs by Detroit, as Atlanta concluded the season four games out of first place with a 50-32 record. Highlighting the year's achievements was the first appearance by a Hawks coach in the annual NBA All-Star game, as Mike Fratello earned the spot after Atlanta placed the best record in the Eastern Conference over the first half of the season. Joining Fratello on the victorious East squad were Wilkins and Rivers, who scored 29 and nine points respectively.

An exciting seven-game second-round playoff series against Boston ended the Hawks' quest for a possible championship series berth, but Atlanta followers, who during the season set new attendance records in The Omni, anxiously awaited the start of the 1988-89 year as the Hawks made two off-season acquisitions to challenge for the NBA championship.

With the addition of Moses Malone and Reggie Theus, many prognosticators around the country believed the Hawks would pose a serious threat for the club's second NBA title, but that was prior to the monumental loss of Willis, who would miss all 82 games with a fracture in his left foot. Despite the absence of the seven-foot forward, Atlanta ended the season with its fourth straight 50-win campaign (which at that time was the longest current streak in the Eastern Conference).

But what most will remember about the Hawks' '88-'89 season is the disappointing end to their title dreams, as the Milwaukee Bucks, who were beaten in all six regular season meetings with Atlanta, upset the Hawks in the first round of the NBA playoffs, three games to two.

The Hawks continued to struggle in 1989-90 as injuries plagued the team over much of the season, forcing them to miss the playoffs for the first time in five years. With a 41-41 record, Atlanta dropped to sixth place in the Central Division.

As a result, Michael Fratello resigned as head coach on April 23, 1990 and was replaced on May 22 by former NBA player and San Antonio Head Coach Bob Weiss.

On the strength of a 22-game home winning streak, Atlanta returned to the playoffs and pushed the two-time defending champion Detroit Pistons to five games before the curtains fell on the 1990-91 season.

Weiss' coaching approach wasn't lost on Hawks fans, as well as the rest of the league, and was certainly evident in December when he was named Digital/NBA Coach of the Month as Atlanta streaked to an 11-3 record.

The season also brought improved play from Wilkins, who soared to his sixth NBA All-Star Game appearance in addition to Player of the Week (in January) and Month (in February) honors. While leading the team in scoring for the eighth straight season, he led the team for the first time in rebounding, and finished third in assists.



## THE HISTORY OF THE HAWKS, CONT.

Unfortunately for the Hawks, January 28, 1992 was the telling blow of the 1991-92 season. Prior to that evening's game against Philadelphia, Wilkins was selected as a reserve for the Eastern Conference All-Star Game and was looking forward to the opportunity to become the 17th player in league history to reach the 20,000-point level. In the second quarter (with 5:32 remaining), the 6-8 forward, whose 28.1 scoring average trailed only Chicago's Michael Jordan, suffered a ruptured right achilles tendon injury which forced him to miss the remainder of the season.

At the time, Atlanta's record was 22-20. Without their veteran, the Hawks finished 16-24 and surprisingly, only one game away from making the 1992 NBA Playoffs. It came down to the final regular season game of the season, and if not for a 112-108 loss at Cleveland, Weiss' squad would have capped off an injury-filled campaign by earning an opening round playoff berth against Chicago.

Not only were the Hawks without the services of Wilkins for the final 40 games, but the outside shooting of Travis Mays was absent for 80 games after he suffered tendon problems in his right ankle after the second game of the year.

While deserving of an All-Star position prior to replacing his fallen teammate, center Kevin Willis' production was worthy of praise. After years of unfulfilled expectations, he led Atlanta in scoring (18.3), rebounding (15.5) and minutes played (2,962). His work on the boards (which also placed him second in the NBA) enabled him to become Atlanta's all-time season rebounding leader (1,258), and his 33 rebounds against Washington was an Atlanta game record.

The 1992-93 season saw the previous season's goal attained: the Hawks finished 43-39 and met the Chicago Bulls in the first round of the playoffs. An appearance in the playoffs had alternately seemed likely and impossible throughout this tumultuous season. To begin the season, Wilkins returned to the court after his career-threatening achilles injury to score his 20,000th point and become only the 17th NBA player to do so. Atlanta gained a true point guard from the New Jersey Nets as Rumeal Robinson was traded away for Nets guard Mookie Blaylock. Blaylock provided the leadership and ball distribution that the Hawks so desperately needed, and the season showed potential.

Although the first half of the season was spent in the depths of mediocrity, there were some bright spots. On February 2, Wilkins scored 31 points against Seattle to become the franchise's all-time leading scorer by breaking Bob Pettit's long-standing record of 20,880.

Slated to face the Bulls in the first round of the NBA Playoffs, the games went quickly, with Chicago sweeping the Hawks in three en route to their third straight NBA title.

Immediately after the season, the Hawks announced that Weiss would not have his contract extended. The search for a new coach began in April and ended on June 1, when former Cavaliers Head Coach Lenny Wilkens rejoined the franchise. Wilkens, who spent eight years with the Hawks in St. Louis and entered the 1993-94 season 69 victories behind Arnold "Red" Auerbach's league-record total of 938 career coaching wins, brought longtime assistant coaches Dick Helm and Brian Winters with him in the move to Atlanta and began to look at the talent he was handed. With the draft at hand and a #15 first-round pick, the Hawks took Doug Edwards, a 6-7 forward known for his defense and passing, a perfect complement to the Hawks' squad.

While it was believed Wilkens and his staff would improve the Hawks fortunes, no one imagined the results would be so immediate. The 1993-94 season brought the franchise's third Central Division championship, a 57-25 record (the best in the Eastern Conference), and the first IBM/NBA Coach of the Year award for Wilkens, who also earned his fourth All-Star coaching assignment by leading the Eastern Conference All-Stars during the 1994 Game in Minneapolis.

Blaylock's season was also highlighted by his first appearance in the NBA All-Star Game, joining fellow teammate Wilkins and the Hawks coaching staff on the Eastern Conference squad.

For Wilkins however, his All-Star showing would be his last in an Atlanta uniform, when on February 24, the Hawks traded their future Hall-of-Famer and a number one draft pick to the Clippers for Danny Manning, ending a 12-year career in Atlanta. Wilkins, who began the 1994-95 season in Boston, concluded his days in Atlanta as the franchise leader in numerous categories including games played (882), minutes played (32,542), steals (1,245), points scored (23,292) and scoring average (26.4).

The 1994-95 season began with a bang, as two games into the season the Hawks traded Kevin Willis, who ranked among Hawks all-time leaders in every rebounding category. In exchange for Willis and a future first-round pick, Atlanta received Steve Smith and Grant Long from the Heat, who helped form the cornerstone for the future of the franchise.

Adjusting to the change in team chemistry didn't come easily. The Hawks came out of the gates slowly for the second consecutive year, before eventually recovering to the .500 mark (30-30) on March 10.

The highlight of the season was Lenny Wilkens' pursuit of Red Auerbach's all-time NBA wins mark of 939.

After trying unsuccessfully three times to deliver the record breaking win, the stage was set for a home game against Washington on January 6. Behind 23 points from Ken Norman, Atlanta pulled away early, eventually winning 112-90.

Going into the playoffs, Atlanta was playing their best ball of the season, getting solid contributions all around.

## THE HISTORY OF THE HAWKS, CONT.

Unfortunately for the Hawks, their first round opponent was the Central Division champion (and Atlanta arch-rival) Indiana Pacers, a tough, veteran club as well. The Pacers were on top of their game and swept the Hawks, 3-0.

Going into the 1995-96 season, the Hawks hoped to return to the upper echelon of the Eastern Conference as their nucleus continued to grow stronger with experience. Atlanta felt they had the right mix to contend again immediately.

The season turned for the better on the night of January 7, as the team was stranded in New Jersey, due to the Blizzard of '96. After having a contest with the Nets postponed, the Hawks came home and reeled off 10 consecutive wins.

As the Hawks rolled toward the playoffs, the team hit a couple of bumps, losing three straight home games at one point in the final month of the season. But a win at Miami on the last day of the season sealed the sixth playoff spot for the Hawks, where they would face the Pacers for the third consecutive year.

When Reggie Miller's three-point attempt at the final buzzer rimmed out, the Hawks had prevailed in an exciting five-game series.

Although the Hawks fell to the Orlando Magic in the second round of the playoffs in five games (4-1), they didn't go down without a fight.

The acquisition of Dikembe Mutombo in 1996 gave Atlanta the big defensive presence in the middle they lacked since "Tree" Rollins. Mutombo's combination of shot blocking and rebounding ability is unparalleled in the NBA.

As the 1996-97 season began, the Hawks featured four All-Star caliber players and Dream Team III head coach Lenny Wilkens at the helm.

The addition of Mutombo, along with the movement of Laettner to his natural position, helped lead Atlanta to 56 wins (one off the franchise record), including a 20-game home winning streak and a franchise-tying 36 home wins.

Over the first two months of the season, the Hawks went 16-11, setting the stage for a record January. Atlanta went 14-2 that month, the most wins in a single month in franchise history. The Hawks reeled off 10 straight wins, equalling the fourth-best win streak in Atlanta history.

The Hawks pulled out a 3-2 win in the first round of the playoffs against the Pistons, setting the stage for a showdown with the Bulls.

After almost pulling out game one in Chicago, the Hawks did the unthinkable, winning at the United Center, and becoming the first team to win a road playoff game there since 1995. But the Bulls reeled off the next three games to win the series.

Mookie Blaylock turned in another solid season, leading the NBA in steals (2.7) for the first time, while Mutombo finished second in the league in blocked shots (3.3) and rebounding (11.6).

The Hawks pulled out a 3-2 win in the first round of the playoffs against the Pistons.

After almost pulling out game one of Round Two in Chicago, the Hawks did the unthinkable, winning at the United Center, and becoming the first team to win a road playoff game there since 1995. But the Bulls reeled off the next three games to win the series.

The Hawks success brought individual honors to a couple of players as Mutombo took home the NBA's Defensive Player of the Year Award and a first-team All-Defensive honor. Blaylock also received consideration for the All-Defensive team, garnering second team honors.

The start of the 1997-98 season brought an unparalleled level of excitement over the city. The Hawks began the season with a franchise record 11-game winning streak, tying the fifth-best start in NBA history.

The rest of the season didn't live up to the first month's promise, however, as Atlanta posted a 5-8 mark in December followed by a 9-8 January, which led to a 29-20 mark after the All-Star break.

After finishing fifth overall in the conference, the Hawks solidified a first-round playoff matchup with the Charlotte Hornets, a team Atlanta had swept, 4-0, during the regular season.

The playoffs didn't hold true to form, as the Hornets surprised the Hawks, winning the series, 3-1, and moving on to face eventual champion Chicago in the second round.

Alan Henderson was named as the league's Most Improved Player after posting career-highs in points (14.3), rebounds (6.4), assists (1.1), shooting percentage (.485) and free throw percentage (.652).

The 1998-99 season was memorable for many reasons. A season cut short by the NBA's first work stoppage (lockout), Atlanta put together a 31-19 mark, just two games off the best mark in the Eastern Conference.

The Hawks finished up 2-1 in May, and headed into the playoffs with the fourth seed.

The playoffs also proved to be a make-or-break proposition, as Atlanta took a 3-2 first round win over Detroit, but followed it with a difficult 4-0 second round loss to eventual Eastern Conference finalist New York.

The 1999 offseason was one of great transition, as the Hawks traded the longtime backcourt tandem of Mookie Blaylock and Steve Smith.

As the team moved into their new home, Philips Arena, the youthful and athletic direction of the team promised to be exciting.

The 1999-2000 saw the opening of the state-of-the-art Philips Arena, where the Hawks recorded a 21-20 mark on the campaign. Early on, after pulling even at a 9-9 mark, the Hawks went just 19-45 the remainder of the season.

## THE HISTORY OF THE HAWKS, CONT.

Rookie Jason Terry brought hope for the future, as the 10th overall pick was named to the NBA's All-Rookie second team.

Dikembe Mutombo was once again named to the Eastern Conference All-Star team and won the NBA rebounding title for the first time in his career. He also finished second in blocked shots and field goal percentage.

Following the season, head coach Lenny Wilkens elected to resign his position, setting the stage for the Lon Kruger era. Kruger, who spent 18 years as a college coach at Pan American, Kansas State, Florida and Illinois looked to duplicate his success on the pro level.

While 2000-01 was not a successful season from a won-loss standpoint, a strong foundation was laid, and the subsequent offseason provided an excitement level unmatched in recent years.

Despite being on the losing end of the most contests in franchise history (57), Lon Kruger's group showed outstanding effort on a nightly basis and the team's attitude did not go unnoticed.

Jason Terry avoided the sophomore jinx in a big way leading the team with 19.7 ppg, the highest by a Hawk since Steve Smith's 20.1 output in 1997-98.

A mid-season trade changed the look of the team's future, as center Dikembe Mutombo was traded to the Philadelphia 76ers for three talents — Theo Ratliff, Toni Kukoc and Nazr Mohammed.

Ratliff was named the Eastern Conference's starting center in the 2001 NBA All-Star Game, but was unable to play due to a fractured wrist. That injury also pushed his Hawks debut back to the 2001-02 season.

Three-time NBA champ Kukoc and the unheralded Mohammed both made major contributions, with Mohammed playing so well he was re-signed in the offseason.

The draft day acquisition of the Grizzlies' Shareef-Abdur Rahim provided a tremendous amount of buzz around the league, as the experienced, yet young 2000 U.S. Olympian will now lead his hometown team.

Injuries became a major story of 2001-02, as the Hawks lost an NBA-high 319 games due to injury/illness.

While there were some terrific individual performances — Shareef Abdur-Rahim's All-Star appearance, 50-point game and all-around consistent play — the loss of Theo Ratliff for 79 of the season's 82 games proved too much to overcome in a 33-49 campaign.

Jason Terry also shined, averaging 19.3 ppg (his second straight season over 19 ppg), while the exciting DerMarr Johnson showed significant development over his rookie season.

The Hawks delivered a solid performance over the second half of the season, going 17-16 following the All-Star break (after a 16-33 first half).

Ira Newble, signed in mid-January, brought a toughness and defensive presence to the club, starting 35 of 42 games in which he played.

The summer of 2002 saw another draft night trade, as the Hawks acquired Gonzaga point guard Dan Dickau from the Sacramento Kings in exchange for a future first round pick. In the second round, Atlanta selected Australian David Andersen (37th overall).

An early August trade added All-Star forward Glenn Robinson to the Hawks roster, bringing one of the league's best mid-range shooters and scorers to the Atlanta roster.

There were very high expectations entering the 2002-03 season.

After a 6-4 start through 10 games, the Hawks dropped 12 of 17, costing head coach Lon Kruger his job. Assistant coach Terry Stotts replaced Kruger and had a rough start as well, going 3-11.

But the Hawks showed signs of life in mid-January, and really began playing solidly following the All-Star break.

Speaking of All-Star, the 2003 classic, held at Philips Arena, was certainly a highlight for the franchise and the city, as the first-ever double overtime All-Star game ended with a 155-145 West win. Kevin Garnett (37 points) secured MVP honors in Michael Jordan's final All-Star appearance.

Atlanta produced a 16-17 mark following the break, and posted a 6-2 mark in April. Glenn Robinson, Shareef Abdur-Rahim and Jason Terry combined to average 57.9 ppg, becoming the highest-scoring trio in the league on the season. Additionally, center Theo Ratliff returned to All-Star form in the season's second half.

After the first part of the 2003-04 season didn't go as planned, General Manager Billy Knight decided major changes had to be made for the franchise to move forward. His vision included adding young, versatile and athletic players, and taking no shortcuts to build a long-term winner.

Over a 10-day span in February, Knight pulled off three major trades, leaving the Hawks with massive salary cap room for the summer of 2004.

In another move that changed the shape of the franchise, the Hawks were sold to a nine-man ownership group led by businessmen Bruce Levenson and Michael Gearon on March 31, 2004.

On the court, Stephen Jackson had a breakout season, while rookies Boris Diaw and Travis Hansen showed signs of things to come.

Leading into 2004-05, the Hawks made several roster moves, including the acquisitions of veterans Al Harrington, Antoine Walker, Tony Delk, Peja Stojak and Kenny Anderson, and the return of former Hawks Kevin Willis and Jon Barry. Additionally, the team stocked up with four draft picks — Josh Childress (sixth overall), Josh Smith (17th), Donta Smith (34th) and Royal Ivey (37th).

## THE HISTORY OF THE HAWKS, CONT.

By the time the smoke cleared, only two players remained on the roster (Chris Crawford and Boris Diaw) from the start of the previous season.

The season was a frustrating one in some ways (with a 13-69 finish), but also led to opportunities for the team's young nucleus to get significant playing time as the season went along.

Childress and Smith especially made progress, with both earning NBA second-team All-Rookie honors after solid rookie campaigns.

The high-flying Smith captured the imagination of the entire league on All-Star Weekend in Denver, single-handedly rejuvenating the Slam Dunk Contest in the process. The 19-year-old rookie put together four devastating dunks (three earned perfect 50's) en route to earning the title.

In the 2005-06 campaign, the young Hawks showed significant progress, both individually and team-wise. The addition of the multi-talented Joe Johnson was a huge step for the franchise, as was the drafting of Marvin Williams (2nd overall) and Salim Stoudamire (31st overall).

After a blockbuster trade to acquire him prior to the season, Johnson was everything the team expected and more, coming up with four 40+point games, the most since Dominique Wilkins' eight in 1992-93, leading the team in several offensive categories, breaking the franchise's single-season record for minutes played and earning a spot on the prestigious USA Senior National Team program.

Another offseason acquisition, restricted free agent signee Zaza Pachulia, proved to be a great find in the pivot. Second-year man Josh Smith came on especially strong after the All-Star break, and finished second in the NBA in total blocks. Williams and Stoudamire showed promise as well, the former improving his scoring and rebounding every month.

The club went 26-56, doubling the previous season's win total, improving more than all but two teams in the league. With the club believed to be the youngest in NBA history (avg. age — 23), the sky seems to be the limit.

In September of 2006, the franchise (and fans around the world) celebrated the induction of legend Dominique Wilkins into the Naismith Basketball Hall of Fame, as he took his rightful place among the immortals of the sport.

The 2006-07 campaign saw continued growth of the team's exciting young core, despite a devastating rash of injuries. Four of the team's top seven players missed 20 or more games, and Atlanta only had six games with all top seven players healthy.

Joe Johnson stepped up as one of the elite players in the league, ranking ninth in the NBA in scoring (25.0), while earning the team's first All-Star berth since 2002. Johnson missed the first games of his six-year career due to injury (missing 25 total), yet recorded 19 30-point games, and set a franchise record by beginning the season with seven consecutive games scoring 25 or more.

Josh Smith was outstanding as well, placing second in the league in blocks (207), in the process of becoming the youngest player in NBA history (21 years, 88 days) to reach the 500-block milestone. But his all-around game began to catch up as well, as he was one of just three men in the league to rank in the top 20 in blocks, steals and rebounds.

Still the youngest team in the NBA, Atlanta saw its win total improve for the third straight season (Hawks finished 30-52), as all five of the team's top players (Johnson, Smith, Josh Childress, Marvin Williams and Zaza Pachulia) finished with career-high scoring numbers.

The Hawks' patience over the last several years paid off in the 2007-08 season. After recording a 37-45 mark and reaching postseason play for the first time since 1999, Atlanta took the NBA's top regular season team and eventual champion (Boston) to seven games, before falling 4-3 in the thrilling first round series. The home contests (all Hawks wins) in particular generated tremendous support from the Philips Arena faithful, and raised eyebrows around the NBA.

Veteran point guard Mike Bibby was added to the roster at the trade deadline, and the Hawks' picked it up offensively in the second half of the season, playing their way into the playoff picture.

Several Hawks players pushed their games to the next level — Joe Johnson earned his second straight All-Star berth, Josh Smith again finished second in the league in blocks (and placed sixth in Defensive Player of the Year voting), Al Horford was the only unanimous selection to the NBA All-Rookie team (finishing as the runner-up for Rookie of the Year) and Josh Childress was sixth in voting for the NBA's Sixth Man Award.

The momentum generated in the 2007-08 playoffs certainly carried over into the 2008-09 regular season, as Atlanta recorded its best (and first .500 or better) campaign in 10 years.

Sporting one of the league's best home records (31-10), the Hawks improved their overall mark for the fourth straight year, going 47-35, finishing second in the Southeast Division and fourth in the Eastern Conference.

Joe Johnson made the All-Star game for the third straight season, and hit the 10,000 career point plateau on Jan. 31.

Atlanta reached the Eastern Conference semifinals (also for the first time since 1999), as they took out Miami, 4-3 in the first round, before falling, 4-0, to Cleveland.

The still-young team looked to continue that momentum in 2009-10.

The 2009-10 campaign was notable for many reasons, not the least of which was the Hawks recording 53 wins, a superlative 34 home victories and once again advancing to the second round of the playoffs for the second straight season.

## THE HISTORY OF THE HAWKS, CONT.

While much of the '08-'09 team returned for '09-'10, a new face provided a major difference off the bench. Veteran Jamal Crawford, who was acquired in the summer of 2009, eagerly accepted and thrived in his substitute role, earning NBA Sixth Man of the Year honors.

Joe Johnson was named an All-Star for the fourth straight season, and took home his first berth on the All-NBA team (third team). Josh Smith was runner-up to childhood friend Dwight Howard for Defensive Player of the Year honors, and made the NBA All-Defensive second team.

Second-year big man Al Horford earned his first All-Star berth, giving Atlanta two players in the game for the first time in 12 years.

After beating Milwaukee in the first round, the Hawks ran into a hot Orlando Magic squad in round two, suffering a 4-0 sweep in the Conference Semifinals for the second consecutive year.

Looking to take another step forward, the club installed longtime assistant coach Larry Drew as the club's new head coach, after 27 combined seasons in the NBA as a player and coach.

He led the club to a red-hot 6-0 start (the best by a first-year head coach in Atlanta history) and in the season's first half, the Hawks became a dangerous road team, while maintaining their home dominance. Atlanta enjoyed a 10-game home win streak, as well as a six-game road win streak, during the campaign.

After securing a playoff spot in early April, the Hawks rested most of their primary players, and finished off with a 44-38 mark, good for fifth in the East, earning a rematch with Orlando in the first round of the 2011 NBA Playoffs.

After taking the series opener in a hostile environment in Orlando, the Hawks controlled most of the games, earning a 4-2 series win, and a measure of sweet revenge from the embarrassing loss in the '10 Playoffs.

But Atlanta couldn't get past the NBA's best team during the regular season, the Chicago Bulls, in the Eastern Conference Semifinals. Tied at two games each, and holding a lead in the fourth quarter of game five, the Hawks couldn't hang on. After losing the fifth game, Atlanta came home and fell in game six.

But progress was certainly made, as the Hawks played their best basketball during the postseason.

The 2011-12 regular season was notable for several reasons. Shortened to 66-games by a work stoppage, the campaign tipped off on December 27 as the Hawks played nine games in the first 12 days.

Despite a number of major injuries to key players (including the loss of All-Pro center Al Horford for the remainder of the season after just 11 games), the Hawks persevered through the sprint, ending the season taking five-of-the-last-six to finish the season at 40-26, an equivalent to a 50-win season during a regular 82-game campaign.

In fact, Atlanta finished with the fourth-best record in the East, taking home court advantage in the first round against Atlantic Division champion and longtime nemesis Boston.

After the Hawks took game one of the series, the veteran Celtics bounced back to win three-in-a-row. After Atlanta trimmed the deficit to 3-2, they went to TD Garden and nearly pulled out a game six victory to extend the season. But some bad breaks down the stretch cost them, and the Hawks fell to the Celtics, 4-2.

Despite not reaching the second round of the Playoffs for the first time in four years, Atlanta had a lot to be proud of -- overcoming the injuries and rugged schedule to take 40 regular season wins, and taking a tough Celtics bunch to the wire.

Entering 2012-13, the Hawks' roster had a different look than the one that finished the prior season, as veterans Joe Johnson (Brooklyn) and Marvin Williams (Utah) were dealt in the offseason. But with the returning trio of Al Horford, Josh Smith and Jeff Teague, plus a collection of outside shooting threats, Atlanta looked to make postseason for the sixth straight year.

In an excellent position for much of the year, Atlanta finished up second in the Southeast Division and sixth in the East with a 44-38 mark, setting up a first-round matchup with the physical Indiana Pacers. Trailing 2-0 after tough losses in Indy, Atlanta roared back with two solid home wins behind revved up crowds at Philips Arena. After dropping Game 5 at Indiana, Atlanta trailed late in Game 6 but fought back again, only to fall short and lose the series.

Injuries were again a story, as key rotation players Lou Williams (14.1 points per game in 39 contests before tearing his right ACL) and Zaza Pachulia (5.9 points and 6.5 rebounds in 52 games prior to suffering an Achilles injury) missed extended portions of the season, including the playoff series.

The summer of 2013 saw even more changes as Mike Budenholzer became the franchise's 12th full-time head coach.

The Hawks opened the season incorporating many new faces and held their ground, carrying a 16-13 mark after a double-overtime win in Cleveland on 12/26. Unfortunately that would be the final game of the season for two-time All-Star Al Horford, who tore his right pectoral muscle two years after tearing his left.

Atlanta was able to maintain, reaching a 25-25 mark through 50 games, but a multitude of other injuries to key players began to take their toll.

The Hawks had a rough February and early March, but from March 10 on recorded a 12-9 mark to secure a playoff berth, the franchise's seventh in a row, the longest active streak in the Eastern Conference. Atlanta finished the regular season at 38-44.

Atlanta almost pulled a major first-round upset, losing to the top-seeded Indiana Pacers in a hard-fought and competitive seven-game series. The Hawks led 2-1 and 3-2 during the course of the series but couldn't close out the favored Pacers.

## THE HISTORY OF THE HAWKS, CONT.

Among many impressive performances was the first All-Star season of Paul Millsap's eight-year career. An offseason signee as an unrestricted free agent, Millsap was outstanding and became a focal point of Atlanta's offensive attack.

Jeff Teague, Kyle Korver and DeMarre Carroll also enjoyed solid seasons, second-year men Mike Scott and Shelvin Mack made tremendous strides in becoming every day contributors and rookie Pero Antic (named to the Rookie-Sophomore game) along with veteran Elton Brand provided help in the post in Horford's absence.

Korver set an NBA record, making a three-pointer in 90 straight games, set on 12/6/13 vs. Cleveland (the mark eventually reached 127 consecutive).

The 2014-15 season was a season of firsts and milestones for the Hawks franchise, centered on a franchise-best 19-game win streak, a team-best 60 wins, and multiple honors along the way.

After a 7-6 start, Atlanta won nine-in-a-row before losing on a buzzer-beater at Orlando on 12/13. After a 5-1 stretch ended with a 107-77 home loss to the Bucks, Atlanta reeled off 19 consecutive wins to push their record to 40-8. Overall, the Hawks won 33-of-35 at one point.

By mid-season, Atlanta had the best record in the Conference, the All-Star head coach in Mike Budenholzer and four Eastern Conference All-Stars (Al Horford, Kyle Korver, Paul Millsap and Jeff Teague) for the first time in club history.

Atlanta continued to roll en route to a 60-22 record, earning the top seed overall, and home court advantage until the NBA Finals, heading into the 2015 NBA Playoffs.

After a 4-2 first round series win over Brooklyn, the Hawks took down Washington in the Eastern Conference Semifinals, also 4-2. Atlanta won the clinching games of both rounds on the road.

For the first time in franchise history, the Hawks reached the Eastern Conference Finals, eventually falling short against the Cleveland Cavaliers.

Postseason brought more honors and memories, including Budenholzer taking home NBA Coach of the Year honors, the fourth Atlanta coach so honored.

In 2015-16, the Hawks started hot at 7-1, hovered just above the .500 mark in the middle of the campaign, then finished with a 15-7 flurry after March 1 (including 12-4 in March, one win shy of the Atlanta record for wins in that month) to secure the fourth overall spot in the Eastern Conference and home court advantage in the first round.

After taking a 2-0 lead over the Celtics in the first round, the Hawks saw Boston come back to knot the series at 2. After taking the fifth game at home, the Hawks took care of business in Boston to close out the series in 6, 104-92. It marked the first time in franchise history the Hawks had topped the Celtics in a playoff series.

Though the Hawks fell short to top-seeded Cleveland, 4-0, in the Eastern Conference Semifinals, losing to the Cavs in the postseason for the second straight year, the season on the whole was another successful one.

Atlanta's defense was amongst the best in the league, as the Hawks led the NBA in FG%, ranking third in spg, fifth in bpg, sixth in fewest points allowed and sixth in opponent 3FG%. Atlanta was once again amongst the NBA's most unselfish teams, averaging 25.6 assists (No. 2 in the NBA).

Paul Millsap earned his third consecutive All-Star berth, while Al Horford secured his fourth overall appearance. Millsap capped off his tremendous campaign earning second team All-Defensive team honors.

Atlanta made the postseason for the ninth straight time, the longest active streak in the East and the longest run in team history. The Hawks finished 48-34, and the two-year combined mark of 108-56 marked the best two-year run in the history of the franchise.

With changes at two key starting positions beginning the 2016-17 campaign - Dwight Howard at center and Dennis Schröder at point guard - the Hawks began the season on a roll, marching out to a 9-2 start.

The Hawks struggled the rest of the '16 calendar year, and were sitting at 17-16 at the turn of the year.

Atlanta had yet another strong January, going 11-4, including a stirring New Year's Day overtime home win against San Antonio.

There were several other thrilling wins on the season, including dramatic comebacks, highlighted by a stunning 126-125 home win over Cleveland on April 9, as Atlanta trailed by 26 points in the fourth quarter.

The injury bug hit down the stretch, but Atlanta was able to finish at 43-39, earning the fifth spot in the Eastern Conference playoff picture. The postseason berth was Atlanta's 10th straight, the longest in the Conference and second-longest in the NBA behind the Spurs.

In a back-and-forth first-round series against fourth-seeded Washington, the Hawks fell short, 4-2.

Paul Millsap led the way for the Hawks once again, earning his fourth consecutive Eastern Conference All-Star berth. In his first season as a starter, Schröder broke out, averaging 17.9 points and 6.3 assists. Tim Hardaway Jr. added 14.5 points per game, also garnering attention as one of the league's most improved players.

After struggling in close games the prior year, Atlanta went 5-0 in overtime, including a dramatic four OT win over the Knicks on January 29, 142-139.



## HAWKS RETIRED JERSEYS



Lou Hudson



Pete Maravich



Dikembe Mutombo




Bob Pettit



Dominique Wilkins

Uniform Illustrations - Mitch Rood (Hudson/Pettit) / Cliff Lummus (Maravich, Mutombo) / Jordan Shorthouse (Wilkins)

## HAWKS PRIMARY LOGOS

St. Louis Hawks  
pre-AtlantaAtlanta Hawks  
1969-70Atlanta Hawks  
1970-72Atlanta Hawks  
1972-1995Atlanta Hawks  
Primary Mark  
1995-2007Atlanta Hawks  
Secondary Mark  
2001-2007Atlanta Hawks  
Primary Mark  
2007-2015Atlanta Hawks  
Secondary Mark  
2007-2014Atlanta Hawks  
Secondary Mark 2014  
Primary Partial Mark  
2015-2016Atlanta Hawks  
Primary Mark  
2015-presentAtlanta Hawks  
Secondary Mark  
2015-present

Honorary Banner

## HAWKS INDIVIDUAL HONORS \* MVP of All-Star game

## NBA COACH OF THE YEAR

2004-15	Mike Budenholzer
1993-94	Lenny Wilkens
1985-86	Michael Fratello
1977-78	Hubie Brown
1967-68	Richie Guerin
1962-63	Harry Gallatin

## NBA MVP'S

1958-59	Bob Pettit
1955-56	Bob Pettit

## DEFENSIVE PLAYER OF THE YEAR

1997-98	Dikembe Mutombo
1996-97	Dikembe Mutombo

## ROOKIE OF THE YEAR

1954-55	Bob Pettit
---------	------------

## ALL-NBA SELECTIONS

2010-11	Al Horford (3rd)
2009-10	Joe Johnson (3rd)
1997-98	Dikembe Mutombo (3rd)
1992-93	Dominique Wilkins (2nd)
1991-92	Kevin Willis (3rd)
1990-91	Dominique Wilkins (2nd)
1988-89	Dominique Wilkins (3rd)
1987-88	Dominique Wilkins (2nd)
1986-87	Dominique Wilkins (2nd)
1985-86	Dominique Wilkins (1st)
1979-80	Dan Roundfield (2nd)
1972-73	Pete Maravich (2nd)
1969-70	Lou Hudson (2nd)
1968-69	Bill Bridges (2nd)
1964-65	Bob Pettit (2nd)
1963-64	Bob Pettit (1st)
1962-63	Bob Pettit (1st)
1961-62	Bob Pettit (1st)
1960-61	Bob Pettit (1st)
1959-60	Bob Pettit (1st)
1958-59	Cliff Hagan (2nd)
	Slater Martin (2nd)
	Bob Pettit (1st)

## ALL-DEFENSIVE SELECTIONS

2015-16	Paul Millsap (2nd)
2009-10	Josh Smith (2nd)
1998-99	Dikembe Mutombo (2nd)
1997-98	Mookie Blaylock (2nd)
	Dikembe Mutombo (1st)
1996-97	Mookie Blaylock (2nd)
	Dikembe Mutombo (1st)
1995-96	Mookie Blaylock (2nd)
1994-95	Mookie Blaylock (1st)
1993-94	Mookie Blaylock (1st)
1983-84	Wayne Rollins (1st)
1982-83	Dan Roundfield (1st)
	Wayne Rollins (2nd)
1981-82	Dan Roundfield (1st)
1980-81	Dan Roundfield (2nd)
1979-80	Dan Roundfield (1st)
	Eddie Johnson (2nd)
1978-79	Eddie Johnson (2nd)
1969-70	Joe Caldwell (2nd)
1968-69	Bill Bridges (2nd)
1957-58	Cliff Hagan (2nd)
	Slater Martin (2nd)
1956-57	Bob Pettit (1st)
	Slater Martin (2nd)
	Bob Pettit (1st)
1955-56	Bob Pettit (1st)
1954-55	Bob Pettit (1st)
1953-54	Bob Pettit (1st)
1950-51	Frank Brian (2nd)

## ALL-ROOKIE TEAM SELECTIONS

2007-08	Al Horford (1st, unanimous selection)
2005-06	Marvin Williams (2nd)
2004-05	Josh Childress (2nd) and Josh Smith (2nd)
1999-00	Jason Terry (2nd)
1991-92	Stacey Augmon (1st)
1982-83	Dominique Wilkins
1974-75	John Drew
1973-74	John Brown

## ALL ROOKIE TEAM SELECTIONS, cont'd

1970-71	Pete Maravich
1966-67	Lou Hudson

## IN ALL-STAR GAMES

2017	Paul Millsap
2016	Paul Millsap
2015	Al Horford, Paul Millsap
2014	Al Horford, Kyle Korver, Paul Millsap, Jeff Teague
	Mike Budenholzer (Coach)
2012	Joe Johnson (DNP - Injured)
2011	Al Horford, Joe Johnson
2010	Al Horford, Joe Johnson
2009	Joe Johnson
2008	Joe Johnson
2007	Joe Johnson
2002	Shareef Abdur-Rahim
2001	Dikembe Mutombo
2000	Dikembe Mutombo
1999	No All-Star Game
1998	Dikembe Mutombo
	Steve Smith
1997	Christian Laettner
	Dikembe Mutombo
	Dominique Wilkins
1994	Mookie Blaylock
	Lenny Wilkins (Coach)
1993	Dominique Wilkins
1992	Dominique Wilkins
	Kevin Willis
1991	Dominique Wilkins
1990	Dominique Wilkins
1989	Dominique Wilkins
	Moses Malone
1988	Dominique Wilkins, Glenn Rivers
	Michael Fratello (Coach)
1987	Dominique Wilkins
1986	Dominique Wilkins
1982	Dan Roundfield
1981	Dan Roundfield, Eddie Johnson
1980	John Drew, Eddie Johnson
	John Drew
1976	John Drew
1974	Lou Hudson, Pete Maravich
1973	Lou Hudson, Pete Maravich
1972	Lou Hudson
1971	Lou Hudson
1970	Bill Bridges, Joe Caldwell
	Lou Hudson
1969	Joe Caldwell, Lou Hudson
1968	Zelmo Beaty
	Lenny Wilkins, Bill Bridges
1967	Lenny Wilkins, Bill Bridges
1966	Zelmo Beaty
1965	Bob Pettit, Lenny Wilkins
1964	Bob Pettit, Lenny Wilkins
1963	Bob Pettit, Lenny Wilkins
1962	* Bob Pettit, Cliff Hagan
1961	Bob Pettit, Cliff Hagan
	Clyde Lovellette
1960	Bob Pettit, Cliff Hagan
	Clyde Lovellette
1959	* Bob Pettit, Cliff Hagan
	Slater Martin
1958	* Bob Pettit, Cliff Hagan
	Slater Martin
1957	Bob Pettit, Slater Martin
	Ed Macauley
1956	* Bob Pettit, Bob Harrison
1955	Bob Pettit, Frank Selvy
1954	Mel Hutchins, Don Sunderlage
1953	Mel Hutchins
1952	Dike Eddleman
1951	Dike Eddleman

## IN ALL-STAR WEEKEND EVENTS

SLAM DUNK COMPETITION
1984 - Dominique Wilkins
1985 - Dominique Wilkins (winner)
1986 - Dominique Wilkins and Spud Webb (winner)
1988 - Dominique Wilkins
1989 - Spud Webb
1990 - Dominique Wilkins (winner) and Kenny Smith
1992 - Stacey Augmon
2005 - Josh Smith (winner)
2006 - Josh Smith

## ROOKIE-SOPHOMORE GAME

1996 - Alan Henderson
2001 - Jason Terry
2005 - Josh Smith
2008 - Al Horford
2009 - Al Horford
2014 - Pero Antic (selected but unable to play due to injury)
2015 - Dennis Schröder, Kenny Atkinson (Coach)

## THREE-POINT SHOOTOUT

2009 - Mike Bibby
2015 - Kyle Korver

## HAWKS NBA WEEKLY/MONTHLY HONORS

## NBA PLAYER OF THE WEEK

Week Ending	Player
12/16/79	Dan Roundfield
12/14/80	Dan Roundfield
11/22/81	Dan Roundfield
2/21/82	Eddie Johnson
4/17/83	Mike Glenn
12/25/83	Dan Roundfield
4/15/84	Dominique Wilkins
2/3/85	Dominique Wilkins
12/29/85	Dominique Wilkins
4/13/86	Dominique Wilkins
12/14/86	Dominique Wilkins
12/27/87	Dominique Wilkins
1/17/88	Dominique Wilkins
2/14/88	Dominique Wilkins
1/6/91	Dominique Wilkins
11/24/91	Kevin Willis
3/27/94	Kevin Willis
12/1/96	Dikembe Mutombo
1/19/97	Dikembe Mutombo
1/11/98	Steve Smith
1/30/99	Dikembe Mutombo
1/31/00	Dikembe Mutombo

EASTERN CONFERENCE  
PLAYER OF THE WEEK

Week Ending	Player
11/25/01	Shareef Abdur-Rahim
11/3/02	Glenn Robinson
12/19/05	Joe Johnson
11/12/06	Joe Johnson
12/9/07	Josh Smith
12/23/07	Joe Johnson
4/6/08	Joe Johnson
11/9/09	Joe Johnson
3/26/12	Joe Johnson
11/26/12	Al Horford
12/10/12	Josh Smith
1/27/14	Paul Millsap
4/14/14	Jeff Teague
12/21/14	Al Horford
1/4/15	Jeff Teague
1/18/15	Al Horford
4/11/16	Paul Millsap

## NBA PLAYER OF THE MONTH

Month	Player
January, 1986	Dominique Wilkins
February, 1991	Dominique Wilkins
February, 1993	Dominique Wilkins

EASTERN CONFERENCE  
PLAYER OF THE MONTH

Month	Player
March, 2008	Joe Johnson
January, 2015	DeMarre Carroll, Al Horford, Kyle Korver, Paul Millsap, Jeff Teague

## NBA COACH OF THE MONTH

Month	Coach
January, 1986	Mike Fratello
December, 1990	Bob Weiss
March, 1993	Bob Weiss
November, 1997	Lenny Wilkens

EASTERN CONFERENCE  
COACH OF THE MONTH

Month	Coach
December, 2012	Larry Drew
December, 2014	Mike Budenholzer
January, 2015	Mike Budenholzer

## JASON COLLIER MEMORIAL TROPHY

The Jason Collier Memorial Trophy, named after the late Hawks center who passed away on October 15, 2005, is presented annually to the individual who best exemplifies the characteristics Collier displayed off the court as a community ambassador.

2005-06: Josh Childress  
 2006-07: Josh Childress  
 2007-08: Marvin Williams  
 2008-09: Al Horford  
 2009-10: Josh Smith  
 2010-11: Marvin Williams  
 2011-12: Zaza Pachulia  
 2012-13: Devin Harris  
 2013-14: Kyle Korver  
 2014-15: DeMarre Carroll  
 2015-16: Mike Muscala  
 2016-17: Paul Millsap



2016-17 Jason Collier Memorial Trophy winner Paul Millsap







PLAYOFFS



**5** Malcolm  
DELANEY

## ALL-TIME PLAYOFF RESULTS

Year	First Round	Quarter-Finals	Semi-Finals	Finals	Totals
1950	—	—	Anderson 1-2	—	1-2
1956	@ Minneapolis 0-1	Minneapolis 2-1	Anderson 2-3	—	4-5
1957	* Ft. Wayne 1-0	—	Minneapolis 3-0	Boston 3-4	8-4
	* Minneapolis 1-0	—	—	—	8-3
1958	—	—	Detroit 4-1	Boston 4-2	2-4
1959	—	—	Minneapolis 2-4	—	7-7
1960	—	—	Minneapolis 4-3	Boston 3-4	5-7
1961	—	—	Los Angeles 4-3	Boston 1-4	6-5
1963	—	Detroit 3-1	Los Angeles 3-4	—	6-6
1964	—	Los Angeles 3-2	San Francisco 3-4	—	1-3
1965	—	Baltimore 1-3	—	—	6-4
1966	—	Baltimore 3-0	Los Angeles 3-4	—	5-4
1967	—	Chicago 2-4	San Francisco 2-4	—	2-4
1968	—	San Francisco 4-2	Los Angeles 1-4	—	5-6
1969	—	San Diego 4-1	Los Angeles 0-4	—	4-5
1970	—	Chicago 1-4	—	—	1-4
1971	—	New York 2-4	—	—	2-4
1972	—	Boston 2-4	—	—	2-4
1973	—	Boston 2-4	—	—	0-2
1978	Washington 0-2	—	—	—	5-4
1979	Houston 2-0	Washington 3-4	—	—	1-4
1980	—	Philadelphia 1-4	—	—	0-2
1982	Philadelphia 0-2	—	—	—	1-2
1983	Boston 1-2	—	—	—	2-3
1984	Milwaukee 2-3	—	—	—	4-5
1986	Detroit 3-1	Boston 1-4	—	—	6-6
1987	Indiana 3-1	Detroit 1-4	—	—	2-3
1988	Milwaukee 3-2	Boston 3-4	—	—	0-3
1989	Milwaukee 2-3	—	—	—	5-6
1991	Detroit 0-3	—	—	—	0-3
1993	Chicago 0-3	—	—	—	0-3
1994	Miami 3-2	Indiana 2-4	—	—	4-6
1995	Indiana 0-3	—	—	—	4-6
1996	Indiana 3-2	Orlando 1-4	—	—	1-3
1997	Detroit 3-2	Chicago 1-4	—	—	3-6
1998	Charlotte 1-3	—	—	—	4-7
1999	Detroit 3-2	New York 0-4	—	—	6-6
2008	Boston 3-4	—	—	—	2-4
2009	Miami 4-3	Cleveland 0-4	—	—	3-4
2010	Milwaukee 4-3	Orlando 0-4	—	—	8-8
2011	Orlando 4-2	Chicago 2-4	—	—	4-6
2012	Boston 2-4	—	—	—	2-4
2013	Indiana 2-4	—	—	—	3-4
2014	Indiana 3-4	—	—	—	4-6
2015	Brooklyn 4-2	Washington 4-2	Cleveland 0-4	—	2-4
2016	Boston 4-2	Cleveland 0-4	—	—	65-69
2017	Washington 2-4	—	—	—	49-80
TOTALS					32-44

@ Western Division: 2nd Place Game \* Western Division tiebreakers

## HAWKS PLAYOFF SCORES

## TRI - CITIES HAWKS (1 - 2)

1949-50 (1-2)	
Western Division Semifinals (1-2)	
March 21.....W.....	Tri-Cities 77 at Anderson 89 (-12)
March 23.....W.....	Anderson 75 at Tri-Cities 76 (+1)
March 24.....L.....	Tri-Cities 71 at Anderson 94 (-23)

## ST. LOUIS HAWKS (60 - 56)

1955-56 (4-5)	
March 16 (Western Div. Second Place Game) Mpls 103 at St. Louis 97 (-6)	
Western Division Semifinals (2-1)	
March 17.....W.....	Minneapolis 115 at St. Louis 116 (+1)
March 19.....L.....	St. Louis 75 at Minneapolis 133 (-58)
March 21.....W.....	St. Louis 116 at Minneapolis 115 (+1)

Western Division Finals (2-3)	
March 22.....W.....	St. Louis 86 at Ft. Wayne 85 (+1)
March 24.....W.....	Ft. Wayne 74 at St. Louis 84 (+10)
March 26.....L.....	St. Louis 84 at Ft. Wayne 107 (-23)
March 27.....L.....	Ft. Wayne 93 at St. Louis 84 (-9)
March 29.....L.....	St. Louis 97 at Ft. Wayne 102 (-5)

1956-57 (8-4)	
Western Division Tiebreaker (2-0)	
March 14.....W.....	Ft. Wayne 103 at St. Louis 115 (+12)
March 16.....W.....	Minneapolis 111 at St. Louis 114 (+3)

Western Division Finals (3-0)	
March 21.....W.....	Minneapolis 109 at St. Louis 118 (+9)
March 24.....W.....	Minneapolis 104 at St. Louis 106 (+2)
March 25.....W.....	St. Louis 143 at Minneapolis 135 (+8)

World Championship Series (3-4)	
March 30.....W.....	St. Louis 125 at Boston 123 (+2)
March 31.....L.....	St. Louis 99 at Boston 119 (-20)
April 6.....W.....	Boston 98 at St. Louis 100 (+2)
April 7.....L.....	Boston 123 at St. Louis 118 (-5)
April 9.....L.....	St. Louis 109 at Boston 124 (-15)
April 11.....W.....	Boston 94 at St. Louis 96 (+2)
April 13.....L.....	St. Louis 123 at Boston 125 (-2)

## 1957-58 (8-3)

Western Division Finals (4-1)	
March 19.....W.....	Detroit 111 at St. Louis 114 (+3)
March 22.....W.....	St. Louis 99 at Detroit 96 (+3)
March 23.....L.....	Detroit 109 at St. Louis 89 (-20)
March 25.....W.....	St. Louis 143 at Detroit 101 (+44)
March 27.....W.....	Detroit 96 at St. Louis 120 (+24)

World Championship Series (4-2)	
March 29.....W.....	St. Louis 104 at Boston 102 (+2)
March 30.....L.....	St. Louis 112 at Boston 136 (-24)
April 2.....W.....	Boston 108 at St. Louis 111 (+3)
April 5.....L.....	Boston 109 at St. Louis 98 (-11)
April 9.....W.....	St. Louis 102 at Boston 100 (+2)
April 12.....W.....	Boston 109 at St. Louis 110 (+1)

1958-59 (2-4)	
Western Division Finals (2-4)	
March 21.....W.....	Minneapolis 90 at St. Louis 124 (+34)
March 22.....L.....	St. Louis 93 at Minneapolis 99 (-4)
March 24.....W.....	Minneapolis 97 at St. Louis 127 (+30)
March 26.....L.....	St. Louis 98 at Minneapolis 106 (-10)
March 28.....L.....	Minneapolis 98 at St. Louis 97 (-1)
March 29.....L.....	St. Louis 104 at Minneapolis 106 (-2)

1959-60 (7-7)	
Western Division Finals (4-3)	
March 16.....W.....	Minneapolis 99 at St. Louis 112 (+13)
March 17.....L.....	Minneapolis 120 at St. Louis 113 (-7)
March 19.....W.....	St. Louis 93 at Minneapolis 99 (-4)
March 20.....L.....	St. Louis 101 at Minneapolis 103 (-2)
March 22.....L.....	Minneapolis 117 at St. Louis 110 (-7)
March 24.....W.....	St. Louis 117 at Minneapolis 96 (-21)
March 26.....W.....	Minneapolis 86 at St. Louis 97 (+11)

World Championship Series (3-4)	
March 27.....L.....	St. Louis 122 at Boston 140 (-18)
March 29.....W.....	St. Louis 113 at Boston 103 (+10)
April 2.....L.....	Boston 102 at St. Louis 86 (-16)
April 3.....W.....	Boston 123 at St. Louis 106 (+10)
April 9.....L.....	St. Louis 102 at Boston 127 (-25)
April 7.....W.....	Boston 102 at St. Louis 105 (+3)
April 9.....L.....	St. Louis 103 at Boston 122 (-19)

## HAWKS PLAYOFF SCORES, CONT.

## 1960-61 (5-7)

Western Division Finals (4-3)	
March 21.....L.....	Los Angeles 122 at St. Louis 118 (-4)
March 22.....W.....	Los Angeles 106 at St. Louis 121 (+15)
March 24.....L.....	St. Louis 112 at Los Angeles 118 (-6)
March 25.....W.....	St. Louis 118 at Los Angeles 117 (+1)
March 27.....L.....	Los Angeles 121 at St. Louis 112 (-9)
March 29.....W.....	St. Louis 114 at Los Angeles 113 (+1)
April 1.....W.....	Los Angeles 103 at St. Louis 105 (+2)

World Championship Series (1-4)	
April 2.....L.....	St. Louis 95 at Boston 129 (-34)
April 3.....L.....	St. Louis 108 at Boston 116 (+3)
April 5.....W.....	Boston 120 at St. Louis 124 (+4)
April 9.....L.....	Boston 119 at St. Louis 104 (-15)
April 11.....L.....	St. Louis 112 at Boston 121 (-9)

## 1962-63 (6-5)

Western Division Semifinals (3-1)	
March 20.....W.....	Detroit 99 at St. Louis 118 (+19)
March 22.....W.....	Detroit 108 at St. Louis 122 (+14)
March 24.....L.....	St. Louis 103 at Detroit 107 (-4)
March 26.....W.....	St. Louis 104 at Detroit 100 (+4)

Western Division Finals (3-4)	
March 31.....L.....	St. Louis 104 at Los Angeles 112 (-8)
April 2.....L.....	St. Louis 99 at Los Angeles 101 (-2)
April 4.....L.....	Los Angeles 112 at St. Louis 125 (+43)
April 6.....W.....	Los Angeles 114 at St. Louis 124 (+10)
April 7.....L.....	St. Louis 100 at Los Angeles 123 (-23)
April 9.....W.....	Los Angeles 113 at St. Louis 121 (-8)
April 11.....L.....	St. Louis 100 at Los Angeles 115 (-15)

## 1963-64 (6-6)

Western Division Semifinals (3-2)	
March 21.....W.....	Los Angeles 104 at St. Louis 115 (+11)
March 22.....W.....	Los Angeles 90 at St. Louis 106 (+16)
March 25.....L.....	St. Louis 105 at Los Angeles 107 (-2)
March 28.....L.....	St. Louis 88 at Los Angeles 97 (-9)
March 30.....W.....	Los Angeles 108 at St. Louis 121 (+13)

Western Division Finals (3-4)	
April 1.....W.....	St. Louis 116 at San Francisco 111 (+5)
April 3.....W.....	St. Louis 85 at San Francisco 120 (-35)
April 5.....W.....	San Francisco 109 at St. Louis 113 (+4)
April 8.....L.....	San Francisco 111 at St. Louis 109 (-2)
April 10.....L.....	St. Louis 97 at San Francisco 121 (-24)
April 12.....W.....	San Francisco 95 at St. Louis 123 (+28)
April 16.....L.....	St. Louis 95 at San Francisco 105 (-10)

## 1964-65 (1-3)

Western Division Semifinals (1-3)	
March 24.....L.....	Baltimore 108 at St. Louis 105 (-3)
March 26.....W.....	Baltimore 105 at St. Louis 129 (+24)
March 27.....L.....	St. Louis 99 at Baltimore 131 (-32)
March 30.....W.....	St. Louis 103 at Baltimore 109 (-6)

## 1965-66 (6-4)

Western Division Semifinals (3-0)	
March 24.....W.....	St. Louis 113 at Baltimore 111 (+2)
March 27.....W.....	St. Louis 105 at Baltimore 100 (+5)
March 30.....W.....	Baltimore 112 at St. Louis 121 (+9)

Western Division Finals (3-4)	
April 1.....L.....	St. Louis 106 at Los Angeles 129 (-23)
April 3.....L.....	St. Louis 116 at Los Angeles 125 (-9)
April 6.....W.....	Los Angeles 113 at St. Louis 120 (+7)
April 9.....L.....	Los Angeles 107 at St. Louis 95 (-12)
April 10.....W.....	St. Louis 112 at Los Angeles 100 (+12)
April 13.....W.....	Los Angeles 127 at St. Louis 131 (+4)
April 15.....L.....	St. Louis 121 at Los Angeles 130 (-9)

## 1966-67 (5-4)

Western Division Semifinals (3-0)	
March 21.....W.....	Chicago 100 at St. Louis 114 (+14)
March 23.....W.....	St. Louis 113 at Chicago 107 (+6)
March 25.....W.....	Chicago 106 at St. Louis 119 (+13)

Western Division Finals (2-4)	
March 30.....L.....	St. Louis 115 at San Francisco 117 (-2)
April 1.....L.....	St. Louis 136 at San Francisco 143 (-7)
April 3.....W.....	San Francisco 109 at St. Louis 115 (+5)
April 6.....W.....	San Francisco 104 at St. Louis 109 (+5)
April 10.....L.....	St. Louis 102 at San Francisco 123 (-21)
April 12.....L.....	San Francisco 112 at St. Louis 107 (-5)

## 1967-68 (2-4)

Western Division Semifinals (2-4)	
March 22.....L.....	San Francisco 111 at St. Louis 106 (-5)
March 23.....W.....	San Francisco 103 at St. Louis 111 (+8)
March 26.....L.....	St. Louis 109 at San Francisco 124 (-15)
March 29.....L.....	St. Louis 107 at San Francisco 108 (-1)
March 31.....W.....	San Francisco 103 at St. Louis 129 (+26)
April 2.....L.....	St. Louis 106 at San Francisco 111 (-5)

## ATLANTA HAWKS (79 - 127)

March 27.....W.....	San Diego 98 at Atlanta 107 (+9)
March 29.....W.....	San Diego 114 at Atlanta 116 (+2)
April 1.....L.....	Atlanta 97 at San Diego 104 (-7)
April 4.....L.....	Atlanta 112 at San Diego 114 (-2)
April 6.....W.....	San Diego 101 at Atlanta 112 (+1)
April 7.....W.....	Atlanta 108 at San Diego 106 (+2)

Western Division Finals (1-4)	
April 11.....L.....	Atlanta 93 at Los Angeles 95 (-2)
April 13.....L.....	Atlanta 102 at Los Angeles 104 (-2)
April 15.....W.....	Los Angeles 80 at Atlanta 99 (+19)
April 17.....L.....	Los Angeles 100 at Atlanta 95 (-15)
April 20.....L.....	Atlanta 96 at Los Angeles 104 (-8)

## 1969-70 (4-5)

Western Division Semifinals (4-1)	
March 24.....W.....	Chicago 111 at Atlanta 129 (+18)
March 28.....W.....	Chicago 104 at Atlanta 124 (+20)
March 31.....W.....	Atlanta 106 at Chicago 101 (+5)
April 3.....L.....	Atlanta 102 at Chicago 131 (-11)
April 5.....W.....	Chicago 107 at Atlanta 113 (+6)

Western Division Finals (0-4)	
April 12.....L.....	Los Angeles 119 at Atlanta 115 (-4)
April 13.....L.....	Los Angeles 105 at Atlanta 94 (-11)
April 16.....L.....	Atlanta 114 at Los Angeles 115 (-1)
April 19.....L.....	Atlanta 114 at Los Angeles 133 (-19)

## 1970-71 (1-4)

Eastern Conference Semifinals (1-4)	
March 25.....L.....	Atlanta 101 at New York 112 (-11)
March 27.....W.....	Atlanta 113 at New York 104 (+9)
March 28.....L.....	New York 110 at Atlanta 95 (-15)
March 30.....L.....	New York 113 at Atlanta 107 (-6)
April 1.....L.....	Atlanta 107 at New York 111 (-4)

## 1971-72 (2-4)

Eastern Conference Semifinals (2-4)	
March 29.....L.....	Atlanta 108 at Boston 126 (-18)
March 31.....W.....	Boston 104 at Atlanta 113 (+9)
April 2.....L.....	Atlanta 113 at Boston 136 (-23)
April 4.....W.....	Boston 110 at Atlanta 112 (+2)
April 7.....L.....	Atlanta 114 at Boston 124 (-10)
April 9.....L.....	Boston 127 at Atlanta 118 (-9)

## 1972-73 (2-4)

Eastern Conference Semifinals (2-4)	
April 1.....L.....	Atlanta 109 at Boston 134 (-25)
April 4.....L.....	Boston 126 at Atlanta 113 (-13)
April 6.....W.....	Atlanta 118 at Boston 108 (-12)
April 8.....L.....	Boston 94 at Atlanta 97 (+3)
April 11.....L.....	Atlanta 101 at Boston 108 (-7)
April 13.....L.....	Boston 121 at Atlanta 103 (-18)

## 1977-78 (0-2)

Eastern Conference First Round (0-2)	
April 12.....L.....	Atlanta 94 at Washington 103 (-9)
April 14.....L.....	Washington 107 at Atlanta 103 (-4)

## 1978-79 (5-4)

Eastern Conference First Round (2-0)	
April 11.....W.....	Atlanta 109 at Houston 106 (+3)
April 13.....W.....	Houston 91 at Atlanta 100 (+9)

Eastern Conference Semifinals (3-4)	
April 15.....L.....	Atlanta 89 at Washington 103 (-14)
April 17.....W.....	Atlanta 107 at Washington 99 (+8)
April 20.....L.....	Washington 89 at Atlanta 77 (-12)
April 22.....L.....	Washington 120 at Atlanta 118 (-2)
April 24.....W.....	Atlanta 107 at Washington 103 (+4)
April 26.....W.....	Washington 86 at Atlanta 104 (+18)
April 29.....L.....	Atlanta 94 at Washington 100 (-6)

## 1979-80 (1-4)

Eastern Conference Semifinals (1-4)	
April 6.....L.....	Atlanta 104 at Philadelphia 107 (-3)
April 9.....L.....	Atlanta 92 at Philadelphia 99 (-7)
April 10.....W.....	Philadelphia 93 at Atlanta 105 (+12)
April 13.....L.....	Philadelphia 107 at Atlanta 83 (-24)
April 15.....L.....	Atlanta 100 at Philadelphia 105 (-5)

## 1981-82 (0-2)

Eastern Conference First Round (
----------------------------------

## HAWKS PLAYOFF SCORES, CONT.

## 1982-83 (1-2)

## Eastern Conference First Round (1-2)

April 19	L	Atlanta 95 at Boston 103 (-8)
April 22	W	Boston 93 at Atlanta 95 (+2)
April 24	L	Atlanta 79 at Boston 98 (-19)

## 1983-84 (2-3)

## Eastern Conference First Round (2-3)

April 17	L	Atlanta 89 at Milwaukee 105 (-16)
April 19	L	Atlanta 87 at Milwaukee 101 (-4)
April 21	W	Milwaukee 94 at Atlanta 103 (+9)
April 24	W	Milwaukee 97 at Atlanta 100 (+3)
April 26	L	Atlanta 89 at Milwaukee 118 (-29)

## 1985-86 (4-5)

## Eastern Conference First Round (3-1)

April 17	W	Detroit 122 at Atlanta 140 (+18)
April 19	W	Detroit 125 at Atlanta 137 (+12)
April 22	L	Atlanta 97 at Detroit 106 (-9)
April 25	W	Atlanta 114 at Detroit 113 (+1)

## Eastern Conference Semifinals (1-4)

April 27	L	Atlanta 91 at Boston 103 (-12)
April 29	L	Atlanta 108 at Boston 119 (-11)
May 2	L	Boston 111 at Atlanta 107 (-4)
May 4	L	Boston 94 at Atlanta 106 (+12)
May 6	L	Atlanta 99 at Boston 132 (-33)

## 1986-87 (4-5)

## Eastern Conference First Round (3-1)

April 24	W	Indiana 94 at Atlanta 110 (+16)
April 26	W	Indiana 93 at Atlanta 94 (+1)
April 29	L	Atlanta 87 at Indiana 96 (-9)
May 1	W	Atlanta 101 at Indiana 97 (+4)

## Eastern Conference Semifinals (1-4)

May 3	L	Detroit 112 at Atlanta 111 (-1)
May 5	W	Detroit 102 at Atlanta 115 (+13)
May 8	L	Atlanta 99 at Detroit 108 (-9)
May 10	L	Atlanta 88 at Detroit 89 (-1)
May 13	L	Detroit 101 at Atlanta 96 (-5)

## 1987-88 (6-6)

## Eastern Conference First Round (3-2)

April 29	W	Milwaukee 107 at Atlanta 110 (+3)
May 1	L	Milwaukee 97 at Atlanta 104 (+7)
May 4	L	Atlanta 115 at Milwaukee 123 (-8)
May 6	L	Atlanta 99 at Milwaukee 105 (-6)
May 8	W	Milwaukee 111 at Atlanta 121 (+10)

## Eastern Conference Semifinals (3-4)

May 11	L	Atlanta 101 at Boston 110 (-9)
May 13	L	Atlanta 97 at Boston 108 (-11)
May 15	W	Boston 92 at Atlanta 110 (+18)
May 16	W	Boston 109 at Atlanta 118 (+9)
May 18	W	Atlanta 112 at Boston 104 (+8)
May 20	L	Boston 102 at Atlanta 100 (-2)
May 22	L	Atlanta 116 at Boston 118 (-2)

## 1988-89 (2-3)

## Eastern Conference First Round (2-3)

April 27	W	Milwaukee 92 at Atlanta 100 (+8)
April 29	L	Milwaukee 108 at Atlanta 98 (-10)
May 2	L	Atlanta 113 at Milwaukee 117 (-4)
May 5	W	Atlanta 113 at Milwaukee 106 (+7)
May 7	L	Milwaukee 96 at Atlanta 92 (-4)

## 1990-91 (2-3)

## Eastern Conference First Round (2-3)

April 26	W	Atlanta 103 at Detroit 98 (+5)
April 28	L	Atlanta 88 at Detroit 101 (-13)
April 30	L	Detroit 103 at Atlanta 91 (-12)
May 2	W	Detroit 111 at Atlanta 123 (+12)
May 5	L	Atlanta 81 at Detroit 113 (-32)

## 1992-93 (0-3)

## Eastern Conference First Round (0-3)

April 30	L	Atlanta 90 at Chicago 114 (-24)
May 2	L	Atlanta 102 at Chicago 117 (-15)
May 4	L	Chicago 98 at Atlanta 88 (-10)

## 1993-94 (5-6)

## Eastern Conference First Round (3-2)

April 28	L	Miami 93 at Atlanta 88 (-5)
April 30	W	Miami 86 at Atlanta 104 (+18)
May 3	W	Atlanta 86 at Miami 90 (-4)
May 5	W	Atlanta 103 at Miami 89 (+14)
May 8	W	Miami 91 at Atlanta 102 (+11)

## Eastern Conference Semifinals (2-4)

May 10	L	Indiana 96 at Atlanta 85 (-11)
May 12	W	Indiana 69 at Atlanta 92 (+23)
May 14	L	Atlanta 81 at Indiana 101 (-20)
May 15	L	Atlanta 86 at Indiana 102 (-16)
May 17	W	Indiana 76 at Atlanta 86 (+12)
May 19	L	Atlanta 79 at Indiana 98 (-19)

## 1994-95 (0-3)

## Eastern Conference First Round (0-3)

April 27	L	Atlanta 82 at Indiana 90 (-8)
April 29	W	Atlanta 97 at Indiana 105 (-8)
May 2	L	Indiana 105 at Atlanta 89 (-16)

## 1995-96 (4-6)

## Eastern Conference First Round (3-2)

April 25	W	Atlanta 92 at Indiana 80 (+12)
April 27	L	Atlanta 94 at Indiana 102 (ot) (-9)
April 29	W	Indiana 83 at Atlanta 90 (+7)
May 2	L	Indiana 84 at Atlanta 97 (+1)
May 5	W	Atlanta 89 at Indiana 87 (+2)

## Eastern Conference Semifinals (1-4)

May 8	L	Atlanta 105 at Orlando 110 (-12)
May 10	L	Atlanta 94 at Orlando 127 (-26)
May 12	L	Orlando 103 at Atlanta 96 (-7)
May 13	W	Orlando 99 at Atlanta 104 (+5)
May 15	L	Atlanta 88 at Orlando 96 (-8)

## 1996-97 (4-6)

## Eastern Conference First Round (3-2)

April 25	W	Detroit 75 at Atlanta 89 (+14)
April 27	L	Detroit 93 at Atlanta 90 (-13)
April 29	L	Atlanta 91 at Detroit 99 (-9)
May 2	W	Atlanta 94 at Detroit 92 (+12)
May 4	W	Detroit 79 at Atlanta 84 (+5)

## Eastern Conference Semifinals (1-4)

May 6	L	Atlanta 97 at Chicago 100 (-3)
May 8	L	Atlanta 103 at Chicago 95 (-20)
May 10	L	Chicago 100 at Atlanta 80 (-20)
May 11	L	Chicago 89 at Atlanta 80 (-9)
May 13	L	Atlanta 92 at Chicago 107 (-15)

## 1997-98 (1-3)

## Eastern Conference First Round (1-3)

April 23	L	Atlanta 87 at Charlotte 97 (-10)
April 25	L	Atlanta 85 at Charlotte 92 (-7)
April 28	W	Charlotte 94 at Atlanta 96 (+32)
May 1	L	Charlotte 91 at Atlanta 82 (-9)

## 1998-99 (3-6)

## Eastern Conference First Round (3-2)

May 8	W	Detroit 70 at Atlanta 90 (+20)
May 10	W	Detroit 69 at Atlanta 89 (+20)
May 12	L	Atlanta 63 at Detroit 79 (-16)
May 14	L	Atlanta 82 at Detroit 103 (-21)
May 16	W	Detroit 75 at Atlanta 87 (+12)

## Eastern Conference Semifinals (0-4)

May 18	L	New York 100 at Atlanta 92 (-8)
May 20	L	New York 77 at Atlanta 70 (-7)
May 23	L	Atlanta 78 at New York 90 (-12)
May 24	L	Atlanta 66 at New York 79 (-13)

## 2007-08 (3-4)

## Eastern Conference First Round (3-4)

April 20	L	Atlanta 81 at Boston 104 (-23)
April 23	L	Atlanta 77 at Boston 96 (-19)
April 26	W	Boston 93 at Atlanta 102 (+9)
April 28	W	Boston 92 at Atlanta 97 (+5)
April 30	L	Atlanta 85 at Boston 110 (-25)
May 2	W	Boston 100 at Atlanta 103 (+3)
May 4	L	Atlanta 65 at Boston 99 (-34)

## 2008-09 (4-7)

## Eastern Conference First Round (4-3)

April 19	W	Miami 64 at Atlanta 90 (+26)
April 22	L	Miami 108 at Atlanta 93 (-15)
April 25	L	Atlanta 78 at Miami 107 (-29)
April 27	W	Atlanta 81 at Miami 71 (+10)
April 29	W	Miami 91 at Atlanta 106 (+15)
May 1	L	Atlanta 72 at Miami 98 (+26)
May 3	W	Miami 78 at Atlanta 91 (+13)

## Eastern Conference Semifinals (0-4)

May 5	L	Atlanta 72 at Cleveland 99 (-27)
May 7	L	Atlanta 85 at Cleveland 105 (-20)
May 9	L	Cleveland 97 at Atlanta 82 (-15)
May 11	L	Cleveland 84 at Atlanta 74 (-10)

## 2009-10 (4-7)

## Eastern Conference First Round (4-3)

April 17	W	Milwaukee 92 at Atlanta 102 (+10)
April 20	W	Milwaukee 86 at Atlanta 96 (+10)
April 24	L	Atlanta 89 at Milwaukee 107 (-18)
April 26	L	Atlanta 104 at Milwaukee 111 (-7)
April 28	L	Milwaukee 91 at Atlanta 87 (-4)
April 30	W	Atlanta 83 at Milwaukee 96 (+14)
May 2	W	Milwaukee 74 at Atlanta 95 (+21)

## Eastern Conference Semifinals (0-4)

May 4	L	Atlanta 71 at Orlando 114 (-43)
May 6	L	Atlanta 82 at Orlando 112 (-14)
May 8	L	Orlando 105 at Atlanta 75 (-30)
May 10	L	Orlando 98 at Atlanta 84 (-14)

## 2010-11 (6-6)

## Eastern Conference First Round (4-2)

April 16	W	Atlanta 103 at Orlando 93 (+10)
April 19	L	Atlanta 82 at Orlando 88 (-6)
April 22	W	Orlando 84 at Atlanta 88 (+4)
April 24	W	Orlando 85 at Atlanta 88 (-9)
April 26	W	Atlanta 76 at Orlando 101 (-25)
April 28	W	Orlando 81 at Atlanta 84 (+3)

## HAWKS PLAYOFF SCORES, CONT.

## 2011-12 (2-4)

## Eastern Conference First Round (2-4)

April 29	W	Boston 74 at Atlanta 83 (+9)
May 1	L	Boston 87 at Atlanta 80 (-7)
May 4	L	Atlanta 84 at Boston 90 OT (-6)
May 6	L	Atlanta 79 at Boston 101 (-22)
May 8	L	Boston 86 at Atlanta 87 (+1)
May 10	L	Atlanta 80 at Boston 83 (-3)

## 2012-13 (2-4)

## Eastern Conference First Round (2-4)

April 21	L	Atlanta 90 at Indiana 107 (-17)
April 24	L	Atlanta 98 at Indiana 113 (-15)
April 27	W	Indiana 69 at Atlanta 90 (+21)
April 29	W	Indiana 91 at Atlanta 102 (+11)
May 1	L	Atlanta 83 at Indiana 106 (-23)
May 3	L	Indiana 81 at Atlanta 73 (-8)

## 2013-14 (3-4)

## Eastern Conference First Round (3-4)

April 19	W	Atlanta 101 at Indiana 93 (+8)
April 22	L	Atlanta 85 at Indiana 101 (-16)
April 24	W	Indiana 85 at Atlanta 98 (+13)
April 26	L	Indiana 91 at Atlanta 88 (-3)
April 28	W	Atlanta 107 at Indiana 97 (+10)
May 1	L	Indiana 95 at Atlanta 88 (-7)
May 3	L	Atlanta 80 at Indiana 92 (-12)

## 2014-15 (8-8)

## Eastern Conference First Round (4-2)

April 19	W	Brooklyn 92 at Atlanta 99 (+7)
April 22	W	Brooklyn 91 at Atlanta 96 (+5)
April 25	W	Atlanta 83 at Brooklyn 91 (-8)
April 27	L	Atlanta 115 at Brooklyn 120 OT (-5)
April 29	W	Brooklyn 97 at Atlanta 107 (+10)
May 1	W	Atlanta 111 at Brooklyn 87 (+24)

## 2017 NBA PLAYOFFS

## FIRST ROUND

## EASTERN CONFERENCE

## BOSTON vs. CHICAGO

## Warriors win series, 4-2

Apr. 16	Chi.	106	at	Bos.	102
Apr. 17	Chi.	111	at	Bos.	97
Apr. 18	Chi.	111	at	Bos.	87
Apr. 21	Bos.	104	at	Chi.	95
Apr. 23	Bos.	104	at	Chi.	95
Apr. 26	Chi.	97	at	Bos.	108
Apr. 28	Bos.	105	at	Chi.	83

## CLEVELAND vs. INDIANA

## Cavaliers win series, 4-0

Apr. 15	Ind.	108	at	Cle.	109
Apr. 17	Ind.	111	at	Cle.	117
Apr. 20	Cle.	119	at	Ind.	114
Apr. 23	Cle.	106	at	Ind.	102

## TORONTO vs. MILWAUKEE

## Raptors win series, 4-2

Apr. 15	Mil.	97	at	Tor.	83
Apr. 16	Mil.	100	at	Tor.	106
Apr. 18	Tor.	77	at	Mil.	104
Apr. 20	Tor.	87	at	Mil.	76
Apr. 22	Mil.	93	at	Tor.	118
Apr. 24	Mil.	93	at	Tor.	118
Apr. 27	Tor.	92	at	Mil.	89

## WASHINGTON vs. ATLANTA

## Wizards win series, 4-2

Apr. 16	Atl.	107	at	Was.	114
Apr. 19	Atl.	101	at	Was.	109
Apr. 22	Was.	98	at	Atl.	116
Apr. 24	Was.	101	at	Atl.	111
Apr. 26	Atl.	99	at	Was.	103
Apr. 28	Was.	115	at	Atl.	99

## CONFERENCE SEMIFINALS

## EASTERN CONFERENCE

## BOSTON vs. WASHINGTON

## Celtics win series, 4-3

Apr. 30	Was.	111	at	Bos.	123
May 2	Was.	119	at	Bos.	129
May 4	Bos.	89	at	Was.	116
May 7	Bos.	102	at	Was.	121
May 10	Was.	101	at	Bos.	123
May 12	Bos.	91	at	Was.	92
May 15	Was.	105	at	Bos.	115

## CLEVELAND vs. TORONTO

## Cavaliers win series, 4-0

May 1	Tor.	105	at	Cle.	116
May 3	Tor.	103	at	Cle.	125
May 5	Cle.	115	at	Tor.	94
May 7	Cle.	109	at	Tor.	102

## Eastern Conference Semifinals (4-2)

May 3	L	Washington 104 at Atlanta 98 (-6)
May 5	W	Washington 90 at Atlanta 106 (+16)
May 9	L	Atlanta 101 at Washington 103 (-2)
May 11	W	Atlanta 106 at Washington 101 (+5)
May 13	W	Washington 81 at Atlanta 82 (+1)
May 15	W	Atlanta 94 at Washington 91 (+3)

## Eastern Conference Finals (0-4)



## 2017 NBA PLAYOFFS, CONTINUED

## CONFERENCE FINALS

## EASTERN CONFERENCE

## BOSTON vs. CLEVELAND

Cavaliers win series, 4-1

May 17	Cle.	117	at	Bos.	104
May 19	Cle.	130	at	Bos.	86
May 21	Bos.	111	at	Cle.	108
May 23	Bos.	99	at	Cle.	112
May 25	Cle.	135	at	Bos.	102

## WESTERN CONFERENCE

## GOLDEN STATE vs. SAN ANTONIO

Warriors win series, 4-0

May 14	SAS	111	at	GSW	113
May 16	SAS	100	at	GSW	136
May 20	GSW	120	at	SAS	108
May 22	GSW	129	at	SAS	115

## 2017 NBA FINALS

## GOLDEN STATE vs. CLEVELAND • Warriors win series, 4-1

June 1	Cle.	91	at	GSW	113
June 4	Cle.	113	at	GSW	132
June 7	GSW	118	at	Cle.	113
June 9	GSW	116	at	Cle.	137
June 12	Cle.	120	at	GSW	129

## ATLANTA HAWKS PLAYOFF HIGHS / ALL - TIME LEADERS

## GAMES PLAYED

Al Horford	74
Jeff Teague	62
Tree Rollins	56
Josh Smith	52
Dominique Wilkins	51
Mookie Blaylock	50
Kevin Willis	49
Joe Johnson	47
Glenn Rivers	44
Marvin Williams	42

## POINTS

Dominique Wilkins	1,345
Al Horford	958
Lou Hudson	894
Joe Johnson	846
Jeff Teague	823
Josh Smith	820
Mookie Blaylock	731
Kevin Willis	721
Steve Smith	718
Paul Millsap	692

## REBOUNDS

Al Horford	620
Kevin Willis	444
Josh Smith	441
Paul Millsap	365
Dikembe Mutombo	299
Dominique Wilkins	276
Mookie Blaylock	250
Joe Johnson	208
Tree Rollins	202
Grant Long	194

## ASSISTS

Glenn Rivers	332
Mookie Blaylock	326
Jeff Teague	290
Al Horford	221
Anthony Webb	198
Joe Johnson	183
Josh Smith	153
Dennis Schröder	144
Paul Millsap	128
Dominique Wilkins	123

## SCORING AVERAGE (Minimum 10 Games)

Dominique Wilkins	26.4
Pete Maravich	25.5
Lou Hudson	24.2
Zelmo Beaty	22.5
Danny Manning	20.0

## FIELD GOALS MADE

Dominique Wilkins	488
Al Horford	406
Lou Hudson	367
Joe Johnson	319
Josh Smith	306
Kevin Willis	302
Jeff Teague	289
Mookie Blaylock	263
Steve Smith	240
Paul Millsap	235

## FIELD GOALS ATTEMPTED

Dominique Wilkins	1,138
Al Horford	840
Joe Johnson	782
Josh Smith	725
Jeff Teague	719
Mookie Blaylock	702
Kevin Willis	592
Steve Smith	574
Paul Millsap	548
Glenn Rivers	431

## FREE THROWS MADE

Dominique Wilkins	350
Jeff Teague	193
Josh Smith	193
Paul Millsap	187
Steve Smith	169
Glenn Rivers	166
Lou Hudson	160
Joe Johnson	144
Al Horford	132
Kevin Willis	115

## FREE THROWS ATTEMPTED

Dominique Wilkins	426
Josh Smith	283
Paul Millsap	242
Jeff Teague	222
Glenn Rivers	221
Steve Smith	204
Lou Hudson	199
Joe Johnson	186
Al Horford	173
Kevin Willis	169

Steve Smith	19.9
Joe Caldwell	19.4
Joe Johnson	18.0
Paul Millsap	17.7
Dan Roundfield	17.7

## PLAYOFF HIGHS / ALL - TIME, CONTINUED

## HAWKS FRANCHISE PLAYOFF LEADERS

Games Played Cliff Hagan.....	90	Field Goals Attempted Bob Pettit.....	1,834
Points Bob Pettit.....	2,240	Free Throws Made Bob Pettit.....	708
Rebounds Bob Pettit.....	1,304	Free Throws Attempted Bob Pettit.....	915
Assists Lenny Wilkens .....	372	Scoring Average (Minimum 10 Games) Dominique Wilkins .....	26.4
Field Goals Made Bob Pettit.....	766		

## HAWKS INDIVIDUAL PLAYOFF RECORDS (\*) NBA RECORD

TOTAL	PLAYER	TEAM	DATE
-------	--------	------	------

## MOST POINTS

50	Dominique Wilkins	Atlanta vs. Detroit	4-19-86
50	Bob Pettit	St. Louis vs. Boston	4-12-58
47	Dominique Wilkins	Atlanta at Boston	5-22-88
46	Zelmo Beaty	St. Louis vs. San Francisco	3-23-68

## MOST REBOUNDS

36	Bill Bridges	Atlanta at New York	3-27-71
32	Bill Bridges	St. Louis vs. San Francisco	4-05-67
25	Bill Bridges	Atlanta at Chicago	4-03-70
23	Walt Bellamy	Atlanta vs. Chicago	4-05-70
22	Bill Bridges	Atlanta vs. Houston	3-27-69

## FIELD GOALS MADE

19	Paul Millsap	Atlanta at Boston	4-24-16
19	Dominique Wilkins	Atlanta at Boston	5-22-88
19	Dominique Wilkins	Atlanta vs. Detroit	4-19-86
19	Bob Pettit	St. Louis vs. Boston	4-12-58

## FIELD GOALS ATTEMPTED

37	Dominique Wilkins	Atlanta vs. Indiana	4-26-87
37	Dominique Wilkins	Atlanta at Detroit	4-25-86
34	Bob Pettit	two times	

## FREE THROWS MADE

19	Bob Pettit	St. Louis vs. Boston	4-09-58
18	Zelmo Beaty	St. Louis vs. San Francisco	3-23-68
16	Pete Maravich	Atlanta vs. New York	4-01-71
16	Lenny Wilkens	St. Louis vs. Chicago	3-21-67

## FREE THROWS ATTEMPTED

24	Bob Pettit	St. Louis vs. Boston	4-09-58
22	Bill Bridges	St. Louis at San Francisco	4-01-67
21	Zelmo Beaty	St. Louis vs. San Francisco	3-23-67
20	Pete Maravich	Atlanta vs. New York	4-01-71

## MOST ASSISTS

22	Glenn Rivers	Atlanta vs. Boston	5-16-88
18	Mookie Blaylock	Atlanta vs. Miami	5-08-94
18	Glenn Rivers	Atlanta at Boston	5-22-88
18	Anthony Webb	Atlanta vs. Detroit	4-19-86

## MOST STEALS

8	Mookie Blaylock	Atlanta vs. Indiana	4-29-96
6	Kyle Korver	Atlanta vs. Washington	5-13-15
6	Grant Long	Atlanta at New York	5-24-99
5	seven times		

## MOST BLOCKED SHOTS

7	Josh Smith	Atlanta vs. Boston	4-28-08
6	Dikembe Mutombo	Atlanta at Detroit	5-12-90
6	Dikembe Mutombo	Atlanta vs. Detroit	5-08-99
6	Dikembe Mutombo	Atlanta vs. Detroit	5-04-97

## ATLANTA / ST. LOUIS PLAYOFF TEAM RECORDS

## MOST POINTS

145	St. Louis at Detroit	3-25-58
143	St. Louis at Minneapolis	3-25-57
140	Atlanta vs. Detroit	4-17-86
137	Atlanta vs. Detroit	4-19-86
136	St. Louis at San Francisco	4-01-67

## FEWEST POINTS

63	Atlanta at Detroit	5-12-99
65	Atlanta at Boston	5-04-08
66	Atlanta at New York	5-24-99
70	Atlanta vs. New York	5-20-99
71	two times	

## LARGEST WINNING MARGIN

+44	St. Louis 145 at Detroit 101	3-25-58
+34	St. Louis 124 vs. Minneapolis 90	3-21-59
+32	Atlanta 96 vs. Charlotte 64	4-28-98
+30	St. Louis 127 vs. Minneapolis 97	3-24-59

## LARGEST LOSING MARGIN

-58	St. Louis 75 at Minneapolis 133 (*)	3-25-58
-43	Atlanta 71 at Orlando 114	5-04-10
-35	Atlanta 76 at Philadelphia 111	4-21-82
-35	St. Louis 85 at San Francisco 120	4-03-64
-34	two times	

## MOST POINTS, FIRST HALF

71	Atlanta vs. Detroit	4-17-86
68	Atlanta vs. Detroit	4-19-86
67	Atlanta vs. Orlando	5-13-96
66	Atlanta vs. Boston	5-16-88
64	Atlanta vs. Washington	4-22-17

## FEWEST POINTS, FIRST HALF

26	Atlanta at Boston	5-04-08
27	Atlanta at Detroit	5-12-99
29	Atlanta vs. Indiana	5-03-13
29	Atlanta at Miami	4-25-09
30	St. Louis at Minneapolis	3-19-56

## MOST POINTS, SECOND HALF

69	Atlanta at Boston	5-18-88
69	Atlanta vs. Detroit	4-19-86
69	Atlanta vs. Detroit	4-17-86
65	Atlanta vs. Detroit	5-02-91
63	three times	

## FEWEST POINTS, SECOND HALF

28	Atlanta at Cleveland	5-05-09
28	Atlanta vs. Chicago	5-10-97
29	Atlanta at New York	5-24-99
30	Atlanta at Miami	5-01-09
31	Atlanta vs. Miami	4-19-09

## MOST POINTS, FIRST QUARTER

44	Atlanta vs. Orlando	5-13-96
40	St. Louis at Detroit	3-25-58
38	Atlanta vs. Washington	4-22-17
37	Atlanta vs. Washington	5-03-15
36	two times	

## FEWEST POINTS, FIRST QUARTER

9	Atlanta at Boston	5-13-88
12	Atlanta at Miami	4-25-09
13	Atlanta at Orlando	4-26-11
13	Atlanta at Detroit	5-12-99
14	Atlanta at Milwaukee	4-19-84

## MOST POINTS, SECOND QUARTER

45	St. Louis vs. Ft. Wayne	3-14-57
41	Atlanta at Indiana	4-28-14
41	Atlanta vs. Detroit	4-17-86
39	Atlanta vs. Miami	4-29-09
39	Atlanta vs. Detroit	4-19-86

## FEWEST POINTS, SECOND QUARTER

9	Atlanta vs. Indiana	5-03-13
10	Atlanta at Orlando	5-04-10
10	Atlanta at Boston	5-04-08
12	Atlanta at Indiana	5-19-94
13	Atlanta at Indiana	5-03-14

## MOST POINTS, THIRD QUARTER

42	Atlanta vs. Boston	4-26-16
41	Atlanta at Brooklyn	5-01-15
39	Atlanta at Boston	4-28-16
38	St. Louis vs. San Francisco	4-01-67
36	two times	

## FEWEST POINTS, THIRD QUARTER

6	Atlanta at Boston (*)	5-06-86
11	Atlanta at Orlando	5-04-10
11	Atlanta at New York	5-23-99
11	Atlanta vs. Chicago	5-11-97
12	three times	

## MOST POINTS, FOURTH QUARTER

43	Atlanta at Boston	5-18-88
38	Atlanta vs. Detroit	5-02-91
38	Atlanta at Boston	5-06-86
37	Atlanta vs. Detroit	4-17-86
36	Atlanta vs. Detroit	4-19-86

## FEWEST POINTS, FOURTH QUARTER

11	Atlanta at Cleveland	5-05-09
11	Atlanta vs. Indiana	5-02-96
12	Atlanta vs. Chicago	5-10-97
13	Atlanta at Washington	4-15-79
14	four times	

## ATLANTA / STL PLAYOFF TEAM RECORDS, CONT. (\*) NBA RECORD

## MOST POINTS, OVERTIME

17	St. Louis at Minneapolis (1st OT)	3-25-57
----	-----------------------------------	---------

## FEWEST POINTS, OVERTIME

3	Atlanta at Boston	4-24-16
---	-------------------	---------

## MOST FIELD GOALS MADE-GAME

59	Atlanta vs. Chicago	3-25-70
56	St. Louis at Minneapolis	3-25-57
55	St. Louis vs. Detroit	3-25-58
52	Atlanta at Boston	5-22-88
51	Atlanta vs. Detroit	4-17-86

## FEWEST FIELD GOALS MADE-GAME

22	St. Louis at Minnesota	3-19-56
23	two times	
24	four times	
25	three times	

## MOST FIELD GOALS ATT.-GAME

117	St. Louis vs. San Francisco	4-10-67
105	Atlanta vs. Houston (San Diego)	3-29-69
101	Atlanta at Detroit	4-25-86
100	Atlanta at Boston	4-24-16
98	Atlanta at Houston	4-11-79

## FEWEST FIELD GOALS ATT.-GAME

60	Atlanta at Boston	4-23-08
64	two times	
65	two times	
66	five times	

## HIGHEST FIELD GOAL PCT.-GAME

.598	Atlanta vs. Detroit	4-19-86
.571	Atlanta at Boston	5-22-88
.564	Atlanta vs. Milwaukee	5-08-88
.560	Atlanta vs. Detroit	4-17-86
.543	two times	

## LOWEST FIELD GOAL PCT.-GAME

.242	St. Louis at Minneapolis	3-19-56
.293	Atlanta at Boston	5-04-08
.295	Atlanta at New York	5-24-99
.296	Atlanta vs. New York	5-20-99
.297	Atlanta at Detroit	5-05-91

## MOST 3FGM - GAME

16	Atlanta vs. Cleveland	5-06-16
15	Atlanta at Indiana	4-28-14
14	Atlanta vs. Boston	4-26-16
13	four times	
12	five times	

## MOST 3FGA - GAME

44	Atlanta at Indiana	5-03-14
43	Atlanta at Boston	4-24-16
38	Atlanta vs. Washington	5-03-15
36	Atlanta vs. Boston	4-26-16
35	Atlanta vs. Indiana	5-01-14

## MOST FREE THROWS MADE-GAME

54	St. Louis vs. Minneapolis	3-17-56
44	Atlanta vs. Detroit	5-02-91
44	St. Louis vs. San Francisco	4-01-67
44	St. Louis vs. Boston	4-09-58
39	Atlanta vs. Detroit	4-19-86

## FEWEST FREE THROWS MADE-GAME

7	Atlanta at Indiana	4-21-13
7	Atlanta vs. Cleveland	5-09-09
7	Atlanta vs. Washington	4-20-79
9	six times	
10	five times	

## MOST FREE THROWS ATT.-GAME

70	St. Louis vs. Minneapolis (*)	3-17-56
57	St. Louis vs. Boston	4-09-58
53	Atlanta vs. Detroit	4-19-86
51	Atlanta vs. Detroit	5-02-91
48	Atlanta vs. Houston (San Diego)	4-06-69

## FEWEST FREE THROWS ATT.-GAME

10	Atlanta at Boston	5-10-12
10	Atlanta vs. Washington	4-20-79
11	Atlanta vs. Cleveland	5-09-09
12	two times	
13	four times	

## MOST REBOUNDS-GAME

82	St. Louis vs. Los Angeles	4-09-66
63	Atlanta vs. Washington	4-20-79
60	Atlanta vs. Houston (San Diego)	4-06-69
56	Atlanta vs. Indiana	5-12-94
55	two times	

## FEWEST REBOUNDS-GAME

23	Atlanta vs. Cleveland	5-09-09
28	four times	
29	three times	

## MOST ASSISTS-GAME

40	Atlanta vs. Chicago	4-19-86
38	Atlanta vs. Boston	5-16-88
37	Atlanta vs. Boston	5-15-88
36	Atlanta vs. Detroit	4-17-86
34	Atlanta at Brooklyn	5-01-15

## OPPONENT INDIVIDUAL PLAYOFF RECORDS (\*) NBA RECORD

TOTAL	PLAYER	TEAM	DATE
<b>MOST POINTS</b>			
54	John Havlicek	Boston vs. Atlanta	4-01-73
50	Wilt Chamberlain	San Francisco vs. St. Louis	4-10-64
47	LeBron James	Cleveland at Atlanta	5-09-09
47	Rick Barry	San Francisco vs. St. Louis	4-16-67
47	Elgin Baylor	Los Angeles at St. Louis	3-27-61
<b>MOST REBOUNDS</b>			
40	Bill Russell	Boston vs. St. Louis	3-29-60
38	Bill Russell	Boston vs. St. Louis	4-11-61
26	Dave DeBusschere	Detroit vs. St. Louis	3-24-63
24	Moses Malone	Houston at Atlanta	4-13-79
20	three times		
<b>FIELD GOALS MADE</b>			
22*	John Havlicek	Boston vs. Atlanta	4-01-73
22	Wilt Chamberlain	San Francisco vs. St. Louis	4-10-64
19	Wilt Chamberlain	San Francisco vs. St. Louis	4-16-64
19	Wilt Chamberlain	San Francisco at St. Louis	4-05-64
<b>FIELD GOALS ATTEMPTED</b>			
45	Elgin Baylor	Los Angeles vs. St. Louis	3-27-61
38	Rick Barry	San Francisco vs. St. Louis	4-16-67
37	LeBron James	Cleveland vs. Atlanta	5-24-15
36	John Havlicek	Boston vs. Atlanta	4-01-73
36	Wilt Chamberlain	San Francisco at St. Louis	4-05-64
<b>THREE-POINT FIELD GOALS MADE</b>			
8	two times		
7	three times		
6	four times		
<b>THREE-POINT FIELD GOALS ATTEMPTED</b>			
15	Kevin Love	Cleveland at Atlanta	5-08-16
14	Bradley Beal	Washington at Atlanta	4-24-17
13	J.R. Smith	Cleveland vs. Atlanta	5-04-16
<b>FREE THROWS MADE</b>			
18	Elgin Baylor	Minneapolis vs. St. Louis	3-17-60
17	Paul George	Indiana vs. Atlanta	4-21-13
16	Dwyane Wade	Miami vs. Atlanta	5-01-09
15	Dwight Howard	Orlando vs. Atlanta	4-19-11
15	Latrell Sprewell	New York at Atlanta	5-20-99
<b>FREE THROWS ATTEMPTED</b>			
23	Jerry West	Los Angeles vs. Atlanta	4-19-70
23	Elgin Baylor	Minneapolis at St. Louis	3-17-60
22	Dwight Howard	Orlando vs. Atlanta	4-16-11
19	Dwight Howard	Orlando vs. Atlanta	4-19-11
19	Rick Barry	San Francisco at St. Louis	4-05-67
<b>MOST ASSISTS</b>			
19	Bob Cousy	Boston vs. St. Louis	4-09-58
16	Rajon Rondo	Boston at Atlanta	4-29-12
16	Isiah Thomas	Detroit at Atlanta	4-17-86
<b>MOST STEALS</b>			
7	Dennis Johnson	Boston vs. Atlanta	4-29-86
<b>BLOCKED SHOTS</b>			
8	Darryl Dawkins	Philadelphia vs. Atlanta	4-21-82

## OPPONENT TEAM PLAYOFF RECORDS (\*) NBA RECORD

## MOST POINTS

143	San Francisco at St. Louis	4-01-67
140	Boston vs. St. Louis	3-27-60
136	Boston vs. Atlanta	4-02-72
136	Boston vs. St. Louis	3-30-58
135	Minneapolis vs. St. Louis	3-25-57

## FEWEST POINTS

64	Miami at Atlanta	4-19-09
64	Charlotte at Atlanta	4-28-98
69	Milwaukee vs. Atlanta	4-30-10
69	Indiana at Atlanta	4-27-13
69	Detroit at Atlanta	5-10-99
69	Indiana at Atlanta	5-12-94

## MOST POINTS, FIRST HALF

76	Cleveland vs. Atlanta	5-04-16
66	Boston vs. Atlanta	5-06-86
66	Detroit at Atlanta	4-19-86
65	two times	
64	two times	

## FEWEST POINTS, FIRST HALF

28	Boston at Atlanta	4-19-16
30	Indiana at Atlanta	4-27-13
32	Charlotte at Atlanta	4-28-98
32	Indiana at Atlanta	5-12-94
33	Boston vs. Atlanta	4-28-16

## MOST POINTS, SECOND HALF

78	San Francisco vs. St. Louis	4-01-67
74	Chicago vs. Atlanta	4-03-70
69	two times	
67	Boston at Atlanta	4-16-16
66	two times	

## FEWEST POINTS, SECOND HALF

25	Miami at Atlanta	4-19-09
25	Detroit at Atlanta	5-10-99
27	Detroit at Atlanta	5-08-99
29	Miami vs. Atlanta	4-27-09
31	New York vs. Atlanta	5-24-99

## MOST POINTS, FIRST QUARTER

38	Boston at Atlanta	5-16-88
38	Boston vs. Atlanta	5-11-88
37	Boston vs. Atlanta	4-22-16
36	three times	

## FEWEST POINTS, FIRST QUARTER

7	Boston at Atlanta	4-19-16
13	Milwaukee at Atlanta	5-02-10
14	Indiana at Atlanta	4-27-13
15	two times	
16	three times	

## MOST POINTS, SECOND QUARTER

46	Boston vs. St. Louis (*)	3-27-60
39	Cleveland vs. Atlanta	5-04-16
37	Detroit at Atlanta	5-02-91
35	Washington at Atlanta	4-28-17

## FEWEST POINTS, SECOND QUARTER

13	Indiana at Atlanta	4-26-14
13	Indiana vs. Atlanta	4-25-96
13	Indiana vs. Atlanta	4-27-95
13	Indiana at Atlanta	5-12-94
14	three times	

## MOST POINTS, THIRD QUARTER

44	Detroit vs. Atlanta	5-08-87
44	San Francisco vs. St. Louis	4-01-67
42	Chicago vs. Atlanta	4-03-70
38	two times	
36	two times	

## FEWEST POINTS, THIRD QUARTER

10	Detroit at Atlanta	5-10-99
11	Milwaukee vs. Atlanta	4-30-10
11	Detroit at Atlanta	5-08-99
12	Charlotte at Atlanta	4-28-98
13	Miami vs. Atlanta	4-27-09

## MOST POINTS, FOURTH QUARTER

41	Milwaukee at Atlanta	5-08-88
39	Detroit at Atlanta	5-13-87
36	two times	
35	Washington vs. Atlanta	4-19-17
34	two times	

## FEWEST POINTS, FOURTH QUARTER

7	Miami at Atlanta	4-19-09
10	Cleveland at Atlanta	5-22-15
11	Boston vs. Atlanta	5-06-12
11	Detroit at Atlanta	5-16-99
12	two times	

## MOST POINTS, OVERTIME

17	Minneapolis vs. St. Louis (1st OT)	3-25-57
----	------------------------------------	---------

## FEWEST POINTS, OVERTIME

4	Minneapolis vs. St. Louis (2nd OT)	3-25-57
---	------------------------------------	---------



## OPPONENT PLAYOFF TEAM RECORDS, CONT. (\*) NBA RECORD

## MOST FIELD GOALS MADE-GAME

61	Boston vs. St. Louis	3-27-60
58	San Francisco vs. St. Louis	4-01-67
53	Chicago vs. Atlanta	4-03-70
52	Boston vs. Atlanta	4-29-86
50	two times	

## FEWEST FIELD GOALS MADE-GAME

22	Indiana at Atlanta	4-27-13
23	Miami vs. Atlanta	4-27-09
25	Milwaukee vs. Atlanta	4-30-10
25	Charlotte at Atlanta	4-28-98
26	three times	

## MOST FIELD GOALS ATT.-GAME

109	Chicago vs. Atlanta	4-03-70
108	Chicago at St. Louis	3-25-67
107	Detroit vs. Atlanta	4-25-86
102	three times	

## FEWEST FIELD GOALS ATT.-GAME

61	Miami vs. Atlanta	4-27-09
63	Miami at Atlanta	5-03-09
65	four times	
66	Indiana vs. Atlanta	4-25-96
66	Indiana vs. Atlanta	5-01-87

## HIGHEST FIELD GOAL PCT.-GAME

.608	Boston vs. Atlanta	5-22-88
.591	Boston at Atlanta	5-02-86
.588	Charlotte vs. Atlanta	4-23-98
.578	Orlando vs. Atlanta	5-08-96
.571	Boston vs. Atlanta	5-11-88

## LOWEST FIELD GOAL PCT.-GAME

.272	Indiana at Atlanta	4-27-13
.318	two times	
.326	Milwaukee at Atlanta	5-02-10
.329	Milwaukee vs. Atlanta	4-30-10
.341	Boston at Atlanta	5-04-86

## MOST 3FGM, GAME

25	Cleveland vs. Atlanta	5-04-16
21	Cleveland at Atlanta	5-06-16
16	two times	
15	two times	
14	three times	

## MOST 3FGA, GAME

45	Cleveland vs. Atlanta	5-04-16
39	Cleveland at Atlanta	5-06-16
36	Cleveland vs. Atlanta	5-24-15
35	Boston at Atlanta	4-16-16
33	Boston vs. Atlanta	4-24-16

## MOST FREE THROWS MADE-GAME

41	Milwaukee at Atlanta	5-04-88
41	Philadelphia vs. Atlanta	4-09-80
40	San Francisco at St. Louis	4-12-67
38	Philadelphia vs. Atlanta	4-06-80
36	two times	

## FEWEST FREE THROWS MADE-GAME

8 six times

## MOST FREE THROWS ATT.-GAME

60	Los Angeles at Atlanta	4-12-70
53	San Francisco at St. Louis	4-12-67
49	Philadelphia vs. Atlanta	4-09-80
48	Philadelphia vs. Atlanta	4-06-80
47	two times	

## FEWEST FREE THROWS ATT.-GAME

10	Chicago at Atlanta	5-12-11
11	Detroit vs. Atlanta	5-14-99
11	Chicago vs. Atlanta	5-10-97
12	four times	

## MOST REBOUNDS-GAME

62	Chicago vs. Atlanta	4-30-93
58	Chicago vs. Atlanta	5-04-11
57	Washington at Atlanta	4-22-79
56	Cleveland vs. Atlanta	5-26-15
56	Cleveland vs. Atlanta	5-24-15

## FEWEST REBOUNDS-GAME

21	Detroit vs. Atlanta	4-29-97
26	Detroit at Atlanta	5-16-99
27	Charlotte vs. Atlanta	4-23-98
27	Boston vs. Atlanta	5-22-88
29	Miami at Atlanta	4-29-09

## HAWKS YEARLY PLAYOFF STATS

## 1968-69 PLAYOFF STATS

(Defeated San Diego, 4-2 ... Lost to Los Angeles, 4-1)														
	G	Min	FGM	FGA	Pct.	FTM	FTA	Pct.	Reb	Asst	PF	DQ	Pts	Avg
Beatty	11	473	102	236	.432	43	64	.672	142	25	47	0	247	22.5
Hudson	11	424	101	216	.468	40	52	.769	59	32	43	1	242	22.0
Bridges	11	442	69	156	.442	34	48	.708	178	37	48	2	172	15.6
Caldwell	11	404	65	134	.485	32	69	.466	55	37	40	1	162	14.7
Hazzard	11	360	53	135	.393	48	61	.787	33	43	38	0	154	14.0
Ohl	11	194	30	86	.349	13	22	.591	13	16	25	0	73	6.6
Silas	11	258	21	58	.362	19	37	.514	92	21	32	0	61	5.5
Davis	8	52	4	15	.267	5	8	.625	17	1	7	0	13	1.6
Guerin	3	32	1	4	.250	1	2	.500	5	7	8	0	3	1.0
Harlicka	1	1	0	0	.000	0	0	.000	0	0	1	0	0	0.0

## 1969-70 PLAYOFF STATS

(Defeated Chicago, 4-1 ... Lost to Los Angeles, 4-0)														
	G	Min	FGM	FGA	Pct.	FTM	FTA	Pct.	Reb	Asst	PF	DQ	Pts	Avg
Caldwell	9	393	93	198	.470	39	60	.650	45	38	34	1	225	25.0
Hudson	9	360	78	187	.417	41	50	.820	40	33	34	2	197	21.9
Hazzard	7	255	65	130	.500	20	32	.625	24	54	23	0	150	21.4
Bellamy	9	368	59	126	.468	33	46	.717	140	35	32	0	151	16.8
Guerin	2	56	13	21	.619	7	7	1.000	8	4	6	0	33	16.5
Bridges	9	381	44	110	.400	16	27	.593	154	29	37	1	104	11.6
Beard	9	146	31	65	.477	19	26	.731	26	8	19	0	81	9.0
Newmark	6	42	15	33	.455	4	4	1.000	12	2	8	0	34	5.7
Davis	9	117	14	37	.378	10	17	.588	30	6	24	1	38	4.2
Gregor	7	67	6	21	.286	4	6	.667	17	2	14	0	16	2.3

## 1970-71 PLAYOFF STATS

(Lost to New York, 4-1)														
	G	Min	FGM	FGA	Pct.	FTM	FTA	Pct.	Reb	Asst	PF	DQ	Pts	Avg
Hudson	5	213	49	108	.454	29	39	.744	35	15	19	0	127	25.4
Maravich	5	199	46	122	.377	18	26	.692	26	24	14	0	110	22.0
Bellamy	5	216	41	69	.594	22	29	.759	72	10	16	0	104	20.8
Hazzard	5	202	25	76	.329	20	25	.800	25	27	22	1	70	14.0
Davis	5	119	17	36	.472	22	27	.815	22	4	17	1	56	11.2
Bridges	5	229	23	58	.397	3	9	.333	104	5	17	0	49	9.8
Chambers	4	22	3	9	.333	1	2	.500	5	0	4	0	7	1.8

## 1971-72 PLAYOFF STATS

(Lost to Boston, 4-2)														
	G	Min	FGM	FGA	Pct.	FTM	FTA	Pct.	Reb	Asst	PF	DQ	Pts	Avg
Maravich	6	219	54	121	.446	58	71	.817	32	28	24	0	166	27.7
Hudson	6	266	63	139	.453	24	29	.828	33	21	13	0	150	25.0
Bellamy	6	247	42	86	.488	27	43	.628	82	11	20	0	111	18.5
Gilliam	6	173	28	71	.394	10	11	.909	30	33	15	0	66	11.0
Washington	6	209	28	58	.483	9	16	.563	48	10	20	0	65	10.8
Adams	6	188	20	56	.357	16	23	.696	38	12	25	1	56	9.3
Trapp	6	66	19	44	.432	3	8	.375	18	5	13	0	41	6.8
May	3	31	3	9	.333	6	8	.750	8	1	3	0	12	4.0
Payne	1	5	1	1	1.000	2	5	.400	4	0	1	0	4	4.0
Christian	6	34	3	8	.375	1	1	1.000	7	0	10	0	7	1.2
Haliburton	1	2	0	1	.000	0	0	.000	0	0	0	0	0	0.0

## 1972-73 PLAYOFF STATS

(Lost to Boston, 4-2)														
	G	Min	FGM	FGA	Pct.	FTM	FTA	Pct.	Reb	Asst	PF	DQ	Pts	Avg
Hudson	6	255	76	166	.458	26	29	.897	47	17	16	0	178	29.7
Maravich	6	234	65	155	.419	27	34	.794	29	40	24	1	157	26.2
Bellamy	6	247	34	86	.395	14	31	.452	73	13	17	0	82	13.7
Gilliam	6	197	33	81	.407	5	5	1.000	21	31	19	1	71	11.8
Bracey	6	123	24	47	.511	11	16	.688	13	20	13	0	59	9.8
Washington	6	226	19	48	.396	5	17	.294	60	14	19	1	43	7.2
Trapp	6	99	11	32	.343	3	5	.600	21	3	21	0	25	4.2
Tschogl	3	11	5	8	.625	0	0	.000	4	1	0	0	10	3.3
Mast	4	15	5	5	1.000	0	0	.000	5	1	1	0	10	2.5
Wetzel	3	33	3	7	.429	0	0	.000	2	4	6	0	6	2.0

## HAWKS YEARLY PLAYOFF STATS, CONT.

## 1977-78 PLAYOFF STATS

(Lost to Washington, 2-0)

	G	Min	FGM	FGA	Pct.	FTM	FTA	Pct.	Reb	Asst	PF	Stl	Blk	Pts	Avg
Drew	2	79	21	49	.429	10	16	.625	15	3	9	1	1	52	26.0
E. Johnson	2	64	12	19	.632	7	8	.875	6	6	10	8	1	31	15.5
Criss	2	65	10	24	.417	7	9	.778	4	3	5	4	1	27	13.5
McMillen	2	75	13	23	.565	0	0	.000	22	1	9	1	0	26	13.0
Hawes	2	71	7	18	.389	2	3	.667	17	8	5	1	2	16	8.0
Hill	2	61	6	15	.400	4	4	1.000	3	7	7	2	0	16	8.0
Rollins	2	51	7	12	.583	2	8	.250	9	1	8	1	4	16	8.0
O. Johnson	2	21	4	11	.364	0	0	—	3	2	4	1	1	8	4.0
Robertson	2	12	2	6	.333	1	2	.500	0	0	3	0	0	5	2.5
Brown	2	6	0	0	—	0	0	—	0	0	1	0	0	0	—

## 1978-79 PLAYOFF STATS

(Defeated Houston, 2-0 ... Lost to Washington, 4-3)

	G	Min	FGM	FGA	Pct.	FTM	FTA	Pct.	Reb	Asst	PF	Stl	Blk	Pts	Avg
Roundfield	9	338	61	133	.459	36	45	.800	106	25	44	8	23	158	17.6
Johnson	9	262	65	128	.508	18	25	.720	23	45	22	4	2	148	16.4
Drew	9	275	55	131	.420	35	46	.761	60	7	36	9	4	145	16.1
Furlow	9	244	55	113	.487	26	28	.929	32	29	15	7	2	136	15.1
Hawes	9	243	40	81	.494	9	12	.750	63	29	33	8	3	89	9.9
Hill	9	267	29	71	.408	8	12	.667	17	50	33	12	1	66	7.3
McMillen	9	163	20	46	.435	16	19	.842	34	7	21	2	1	56	6.2
Rollins	9	212	21	51	.412	9	13	.692	71	5	29	3	24	51	5.7
Criss	9	99	12	29	.414	9	10	.900	5	16	5	3	0	33	3.7
Givens	9	81	10	30	.333	3	3	1.000	21	3	9	1	2	23	2.6
Wilson	1	1	0	0	—	0	0	—	0	0	0	0	0	0	—

## 1979-80 PLAYOFF STATS

(Lost to Philadelphia, 4-1)

	G	Min	FGM	FGA	Pct.	FTM	FTA	Pct.	Reb	Asst	PF	Stl	Blk	Pts	Avg
Johnson	5	188	38	74	.514	21	28	.750	18	21	12	8	2	97	19.4
Roundfield	5	174	32	69	.464	22	35	.629	58	11	22	4	8	86	17.2
Drew	5	150	24	63	.381	25	35	.714	30	4	21	7	0	73	14.6
Criss	5	152	29	59	.492	11	12	.917	5	22	12	6	0	70	14.0
Hawes	5	149	18	41	.439	16	18	.889	35	12	22	9	1	52	10.4
Rollins	5	134	18	31	.581	6	10	.600	38	3	25	2	14	42	8.4
Hill	5	109	12	30	.400	11	12	.917	6	15	14	4	1	35	7.0
McElroy	5	32	4	9	.444	4	5	.800	2	4	1	0	0	12	2.4
Brown	5	58	4	13	.308	2	2	1.000	10	1	9	1	1	10	2.0
Givens	4	36	3	14	.214	0	0	—	5	3	7	2	0	6	1.5
Pellom	4	18	0	3	.000	1	3	.333	0	1	3	0	1	1	0.3

3-pt. field goals: Atlanta 1-7 (.143) - Roundfield 0-1 (.000), Criss 1-3 (.333), Hill 0-1 (.000), Brown 0-1 (.000), McElroy 0-1 (.000). Opponents 2-15 (.133).

## 1981-82 PLAYOFF STATS

(Lost to Philadelphia, 2-0)

	G	Min	FGM	FGA	Pct.	FTM	FTA	Pct.	Reb	Asst	PF	Stl	Blk	Pts	Avg
Roundfield	2	85	17	36	.472	8	14	.571	22	2	8	2	4	42	21.0
Drew	2	59	8	22	.364	7	12	.583	10	1	11	0	0	23	11.5
Johnson	2	67	9	26	.346	4	4	1.000	6	9	8	0	1	22	11.0
McMillen	2	47	8	13	.615	4	6	.667	7	1	5	3	0	20	10.0
Hawes	1	12	2	5	.400	3	4	.750	5	0	1	0	0	7	7.0
Macklin	2	30	4	8	.500	6	6	1.000	3	1	6	0	0	14	7.0
Sparrow	2	69	5	12	.417	4	4	1.000	8	11	7	2	0	14	7.0
Glenn	2	35	5	7	.714	2	2	1.000	1	2	3	3	0	12	6.0
Matthews	2	28	2	10	.200	4	4	1.000	0	4	4	0	1	8	4.0
Rollins	2	65	2	6	.333	3	4	.750	8	2	8	0	6	7	3.5
Pellom	1	4	1	3	.333	0	0	—	1	0	0	0	0	2	2.0
Williams	1	4	0	2	.000	0	0	—	0	0	0	0	0	0	—

3-pt. field goals: Atlanta 0-3 (.000) - Macklin 0-1 (.000), Sparrow 0-1 (.000), Williams 0-1 (.000). Opponents 0-1 (.000).

## HAWKS YEARLY PLAYOFF STATS, CONT.

## 1982-83 PLAYOFF STATS

(Lost to Boston, 2-1)

	G	Min	FGM	FGA	Pct.	FTM	FTA	Pct.	Reb	Asst	PF	Stl	Blk	Pts	Avg
Roundfield	3	124	24	50	.480	5	11	.455	42	10	5	4	4	53	17.7
Davis	3	113	21	52	.404	9	10	.900	5	27	6	0	0	51	17.0
Wilkins	3	109	17	42	.405	12	14	.857	15	1	9	2	1	47	15.7
Macklin	3	78	11	24	.458	8	10	.800	15	2	12	2	2	30	10.0
Rollins	3	118	13	27	.481	3	9	.333	30	3	12	1	10	29	9.7
Glenn	3	67	12	22	.545	4	4	1.000	5	3	10	2	0	28	9.3
Matthews	3	38	3	9	.333	4	5	.800	0	11	5	0	1	10	3.3
McMillen	3	39	4	12	.333	2	2	1.000	7	2	5	1	2	10	3.3
Smith	2	15	1	5	.200	4	4	1.000	1	4	1	1	0	6	3.0
Edmonson	1	2	1	1	1.000	0	0	—	1	1	0	0	0	2	2.0
Brown	2	15	1	3	.333	1	2	.500	3	0	3	0	0	3	1.5
G. Johnson	1	2	0	0	—	0	0	—	0	0	0	0	0	0	—

3-pt. field goals: Atlanta 1-4 (.250) - Roundfield 0-1 (.000), Davis 0-1 (.000), Wilkins 1-1 (1.000), Matthews 0-1 (.000). Opponents 3-13 (.231).

## 1983-84 PLAYOFF STATS

(Lost to Milwaukee, 3-2)

	G	Min	FGM	FGA	Pct.	FTM	FTA	Pct.	Reb	Asst	PF	Stl	Blk	Pts	Avg
Wilkins	5	197	35	84	.417	26	31	.839	41	11	13	12	1	96	19.2
Roundfield	5	191	30	69	.435	25	35	.714	44	8	16	2	7	86	17.2
Rivers	5	130	16	32	.500	36	41	.878	10	16	16	12	4	68	13.6
Johnson	5	123	19	54	.352	15	22	.682	9	24	11	6	0	54	10.8
Davis	5	131	22	55	.400	6	6	1.000	10	24	10	1	0	50	10.0
Wittman	5	96	20	37	.541	0	0	.000	9	11	5	1	0	40	8.0
Brown	5	83	10	21	.476	10	12	.833	19	2	19	0	1	30	6.0
Rollins	5	152	10	25	.400	5	8	.625	34	1	23	2	10	25	5.0
Glenn	5	53	5	14	.357	0	0	.000	5	5	9	2	0	10	2.0
Hastings	5	32	2	9	.222	3	4	.750	8	1	4	1	0	7	1.4
Paultz	2	7	1	3	.333	0	0	.000	0	0	0	0	0	2	1.0
Landsberger	2	5	0	1	.000	0	0	—	1	0	1	0	0	0	0.0

3-pt. field goals: Atlanta 2-11 (.182) - Wilkins 0-1 (.000), Roundfield 1-1 (1.000), Rivers 0-3 (.000), Johnson 1-6 (.167). Opponents 6-21 (.286).

## 1985-86 PLAYOFF STATS

(Defeated Detroit, 3-1 ... Lost to Boston, 4-1)

	G	Min	FGM	FGA	Pct.	FTM	FTA	Pct.	Reb	Asst	PF	Stl	Blk	Pts	Avg
Wilkins	9	360	94	217	.433	68	79	.861	54	25	24	9	2	257	28.6
Wittman	9	348	71	135	.526	18	26	.692	24	30	16	10	1	160	17.8
Willis	9	280	55	98	.561	15	23	.652	65	5	38	7	8	125	13.9
Rivers	9	262	40	92	.435	31	42	.738	42	78	38	18	0	114	12.7
Webb	9	183	42	81	.519	26	33	.788	31	65	13	4	1	110	12.2
Rollins	9	248	26	47	.553	7	11	.636	78	3	32	2	15	59	6.6
Koncak	9	193	14	29	.483	26	46	.565	34	5	27	6	10	54	6.0
Levingston	9	180	22	37	.595	7	9	.778	41	3	23	4	9	52	5.8
Hastings	9	49	11	14	.786	5	11	.455	10	2	11	2	0	28	3.1
Davis	8	65	9	25	.360	4	4	1.000	6	15	6	2	0	22	2.8
Battle	6	27	4	11	.364	3	4	.750	4	2	5	2	0	11	1.8
Charles	4	15	3	4	.750	1	1	1.000	2	2	1	0	0	7	1.8

3-pt. field goals: Atlanta 6-21 (.286) - Wilkins 1-5 (.200), Wittman 0-1 (.000), Rivers 3-6 (.500), Webb 0-2 (.000), Levingston 1-1 (1.000), Hastings 1-4 (.250), Battle 0-1 (.000). Opponents 14-35 (.400).

## 1986-87 PLAYOFF STATS

(Defeated Indiana, 3-1 ... Lost to Detroit, 4-1)															
	G	Min	FGM	FGA	Pct.	FTM	FTA	Pct.	Reb	Asst	PF	Stl	Blk	Pts	Avg
Wilkins	9	360	86	210	.410	66	74	.892	70	25	25	16	8	241	26.8
Wittman	9	300	67	121	.554	14	17	.824	18	30	22	4	4	148	16.4
Willis	9	356	60	115	.522	21	31	.677	83	6	33	9	7	141	15.7
Carr	9	162	39	56	.696	26	32	.813	27	13	36	3	8	104	11.6
Rivers	8	245	18	47	.383	26	52	.500	27	90	32	9	3	62	7.8
Battle	8	78	15	34	.441	21	23	.913	10	8	13	1	0	53	6.6
Rollins	9	221	15	28	.536	10	14	.714	53	3	33	3	16	40	4.4
Webb	8	122	9	19	.474	13	17	.765	8	38	10	6	0	31	3.9
McGee	8	101	10	39	.256	5	10	.500	20	15	7	4	0	27	3.4
Levingston	9	108	7	18	.389	14	18	.778	34	3	21	0	3	28	3.1
Koncak	8	86	7	13	.538	6	8	.750	25	3	24	3	4	20	2.5
Hastings	4	21	2	3	.667	2	2	1.000	6	0	5	1	1	6	1.5

## HAWKS YEARLY PLAYOFF STATS, CONT.

## 1987-88 PLAYOFF STATS

(Defeated Milwaukee, 3-2 ... Lost to Boston, 4-3)

	G	Min	FGM	FGA	Pct.	FTM	FTA	Pct.	Reb	Asst	PF	Stl	Blk	Pts	Avg
Wilkins	12	473	137	300	.457	96	125	.768	77	34	24	16	6	374	31.2
Willis	12	462	80	138	.580	34	50	.680	108	11	51	10	10	194	16.2
Rivers	12	409	71	139	.511	39	43	.907	59	115	40	25	2	188	15.7
Wittman	12	344	66	122	.541	5	7	.714	26	43	26	7	1	137	11.4
Webb	12	211	35	81	.432	34	37	.919	20	56	22	9	0	106	8.8
Battle	12	166	32	67	.478	17	25	.680	20	26	14	2	0	81	6.8
Carr	12	210	36	68	.529	9	14	.643	41	15	47	4	17	81	6.8
Levingston	12	163	24	50	.480	12	16	.750	26	7	25	5	5	60	5.0
Rollins	12	333	20	36	.556	13	15	.867	71	6	46	10	19	53	4.4
Hastings	11	103	9	14	.643	8	8	1.000	17	3	21	3	1	26	2.4
Wood	4	4	1	1	1.000	0	0	—	0	1	0	0	0	3	0.8
Washburn	1	2	0	0	—	0	0	—	0	0	0	0	0	0	—

3-pt. field goals: Atlanta 14-54 (.259) - Wilkins 4-18 (.222), Willis 0-1 (.000), Rivers 7-22 (.318), Webb 2-8 (.250), Battle 0-2 (.000), Carr 0-1 (.000), Hastings 0-1 (.000), Wood 1-1 (.000), Opponents 21-70 (.300).

## 1988-89 PLAYOFF STATS

(Lost to Milwaukee, 3-2)

	G	Min	FGM	FGA	Pct.	FTM	FTA	Pct.	Reb	Asst	PF	Stl	Blk	Pts	Avg
Wilkins	5	212	52	116	.448	27	38	.711	27	17	5	4	8	136	27.2
Malone	5	197	32	64	.500	40	51	.784	60	9	5	7	4	105	21.0
Rivers	5	191	22	57	.386	17	24	.708	24	34	22	7	2	67	13.4
Koncak	5	192	18	29	.621	28	33	.848	48	4	23	2	8	64	12.8
Battle	5	118	20	46	.435	9	12	.750	13	16	13	2	0	49	9.8
Theus	5	127	14	38	.368	9	12	.750	7	24	18	1	0	37	7.4
Carr	5	81	13	21	.619	8	11	.727	8	7	13	0	4	34	6.8
Levingston	5	77	3	11	.273	9	10	.900	17	2	15	0	3	16	3.2
Webb	5	55	3	11	.273	2	2	1.000	4	15	6	4	0	8	1.6

3-pt. field goals: Atlanta 13-46 (.283) - Wilkins 5-17 (.294), Malone 1-1 (.000), Rivers 6-19 (.316), Battle 0-6 (.000), Theus 0-2 (.000), Levingston 1-1 (.000), Opponents 13-41 (.317).

## 1990-91 PLAYOFF STATS

(Lost to Detroit, 3-2)

	G	Min	FGM	FGA	Pct.	FTM	FTA	Pct.	Reb	Asst	PF	Stl	Blk	Pts	Avg
Wilkins	5	195	35	94	.372	32	35	.914	32	13	8	9	5	104	20.8
Rivers	5	173	30	64	.469	17	19	.895	20	15	14	5	2	78	15.6
Willis	5	159	27	67	.403	21	30	.700	45	5	22	3	1	77	15.4
Webb	5	154	25	57	.439	11	16	.688	22	24	13	7	1	66	13.2
Battle	5	107	16	44	.364	24	25	.960	10	11	11	1	0	58	11.6
Moncrief	5	91	11	22	.500	13	16	.813	16	2	16	3	0	36	7.2
Ferrell	5	73	8	18	.444	8	12	.667	17	3	10	0	0	24	4.8
Malone	5	84	4	20	.200	13	14	.929	31	3	4	2	1	21	4.2
McCormick	2	13	2	7	.286	2	3	.667	2	0	1	0	0	6	3.0
Koncak	5	133	4	14	.286	2	2	1.000	23	7	17	2	4	10	2.0
Leonard	2	5	2	2	1.000	0	0	—	2	0	0	0	0	4	2.0
Robinson	2	13	1	4	.250	0	0	—	1	1	1	1	0	2	1.0

3-pt. field goals: Atlanta 13-52 (.250) - Wilkins 2-15 (.133), Rivers 1-11 (.091), Willis 2-3 (.667), Webb 5-12 (.417), Battle 2-5 (.400), Moncrief 1-6 (.167), Opponents 23-59 (.390).

## 1992-93 PLAYOFF STATS

(Lost to Chicago, 3-0)

	G	Min	FGM	FGA	Pct.	FTM	FTA	Pct.	Reb	Asst	PF	Stl	Blk	Pts	Avg
Wilkins	3	113	32	75	.427	23	30	.767	16	9	8	3	1	90	30.0
Willis	3	103	21	45	.467	8	14	.571	26	3	13	2	0	50	16.7
Augmon	3	93	14	31	.452	8	12	.667	5	5	7	4	0	36	12.0
Ferrell	3	54	14	23	.609	4	5	.800	5	1	6	0	0	33	11.0
Blaylock	3	99	9	25	.360	5	6	.833	13	13	9	3	4	27	9.0
Keefe	3	53	7	13	.538	4	6	.667	13	6	7	1	0	18	6.0
Foster	1	5	1	3	.333	3	4	.750	1	0	0	0	0	5	5.0
Mays	1	20	2	4	.500	0	0	—	1	0	3	0	0	4	4.0
Henson	3	47	3	9	.333	0	0	—	4	5	4	4	0	8	2.7
Graham	2	27	2	8	.250	0	0	—	3	2	2	4	0	4	2.0
Breuer	1	17	1	4	.250	0	0	—	2	1	2	0	1	2	2.0
Koncak	3	89	1	10	.100	1	2	.500	24	4	9	3	5	3	1.0

3-pt. field goals: Atlanta 10-36 (.278) - Wilkins 3-12 (.250), Willis 0-1 (.000), Ferrell 1-3 (.333), Blaylock 4-12 (.333), Mays 0-1 (.000), Henson 2-5 (.400), Graham 0-2 (.000), Opponents 15-34 (.441).

## HAWKS YEARLY PLAYOFF STATS, CONT.

## 1993-94 PLAYOFF STATS

(Defeated Miami, 3-2 ... Lost to Indiana, 4-2)

	G	Min	FGM	FGA	Pct.	FTM	FTA	Pct.	Reb	Asst	PF	Stl	Blk	Pts	Avg
Manning	11	426	84	172	.488	52	66	.788	77	37	39	15	9	220	20.0
Blaylock	11	415	48	141	.340	25	30	.833	55	98	22	24	5	143	13.0
Willis	11	362	59	129	.457	16	21	.762	119	11	37	8	5	134	12.2
Ehlo	11	317	50	118	.424	17	24	.708	30	40	32	11	0	125	11.4
Augmon	11	324	46	89	.517	27	38	.711	29	28	26	7	2	119	10.8
Ferrell	11	187	25	63	.397	27	36	.750	31	17	24	5	3	78	7.1
Lang	11	234	29	63	.460	17	22	.773	47	5	35	6	20	75	6.8
Koncak	11	195	27	66	.409	4	10	.400	30	13	32	6	12	58	5.3
Keefe	7	62	6	10	.600	4	9	.444	13	2	9	1	1	16	2.3
Whatley	11	113	9	28	.321	6	8	.750	14	12	18	7	0	24	2.2
Graham	1	2	1	2	.500	0	0	—	0	0	0	0	0	2	2.0
Edwards	1	3	0	0	—	0	0	—	0	0	0	0	1	0	—

3-pt. field goals: Atlanta 31-98 (.316) - Blaylock 22-64 (.344), Willis 0-5 (.000), Ehlo 8-23 (.348), Ferrell 1-4 (.250), Lang 0-1 (.000), Graham 0-1 (.000), Opponents 47-130 (.362).

## 1994-95 PLAYOFF STATS

(Lost to Indiana, 3-0)

	G	Min	FGM	FGA	Pct.	FTM	FTA	Pct.	Reb	Asst	PF	Stl	Blk	Pts	Avg
Smith	3	108	17	43	.395	16	19	.842	8	6	14	6	1	57	19.0
Blaylock	3	121	18	49	.367	7	11	.636	13	17	6	4	0	54	18.0
Long	3	110	14	28	.500	13	18	.722	34	4	11	4	1	41	13.7
Corbin	3	79	12	26	.462	8	9	.889	10	2	0	2	1	34	11.3
Lang	3	101	12	28	.429	7	9	.778	12	1	12	2	2	31	10.3
Augmon	3	52	6	14	.429	9	12	.750	7	5	8	3	0	21	7.0
Norman	3	42	7	18	.389	1	7	.143	9	3	13	0	1	16	5.3
Ehlo	3	49	2	12	.167	4	4	1.000	7	3	0	2	0	9	3.0
Anderson	3	39	1	5	.200	3	4	.750	13	2	9	2	2	5	1.7
Whatley	3	19	0	4	.000	0	0	—	4	1	2	0	0	0	—

3-pt. field goals: Atlanta 22-67 (.328) - Smith 7-18 (.389), Blaylock 11-28 (.393), Long 0-1 (.000), Corbin 2-6 (.333), Norman 1-8 (.125), Ehlo 1-6 (.167), Opponents 17-49 (.347).

## 1995-96 PLAYOFF STATS

(Defeated Indiana, 3-2 ... Lost to Orlando, 4-1)

	G	Min	FGM	FGA	Pct.	FTM	FTA	Pct.	Reb	Asst	PF	Stl	Blk	Pts	Avg
Smith	10	421	75	171	.439	42	52	.808	41	32	31	13	13	217	21.7
Blaylock	10	426	61	145	.421	16	24	.667	43	64	15	22	8	171	17.1
Laettner	10	334	59	122	.484	38	54	.704	69	15	41	10	10	157	15.7
Long	10	362	44	111	.396	20	25	.800	86	28	27	7	3	114	11.4
Augmon	10	314	35	72	.486	33	40	.825	36	27	26	11	6	103	10.3
Henderson	10	145	23	40	.575	7	10	.700	27	7	20	1	4	53	5.3
Rooks	10	140	16	28	.571	13	21	.619	27	7	35	4	4	45	4.5
Ehlo	9	171	12	41	.293	5	7	.714	18	9	14	9	2	36	4.0
Bullard	4	51	4	12	.333	2	4	.500	6	0	6	0	2	14	3.5
Jordan	10	59	7	13	.538	3	7	.429	6	9	7	5	1	17	1.7
Boyce	1	2	0	2	.000	0	0	—	0	0	0	0	0	0	—

3-pt. field goals: Atlanta 76-206 (.369) - Smith 25-61 (.410), Blaylock 33-84 (.393), Laettner 1-3 (.333), Long 6-24 (.250), Augmon 0-1 (.000), Ehlo 7-23 (.304), Bullard 4-8 (.500), Boyce 0-2 (.000), Opponents 49-149 (.329).

## 1996-97 PLAYOFF STATS

	(Defeated Detroit, 3-2 ... Lost to Chicago, 4-1)														
	G	Min	FGM	FGA	Pct.	FTM	FTA	Pct.	Reb	Asst	PF	Stl	Blk	Pts	Avg
Smith	10	421	55	139	.396	61	74	.824	39	17	38	4	1	189	18.9
Laettner	10	403	62	153	.405	48	56	.857	72	26	32	10	8	176	17.6
Blaylock	10	441	61	154	.396	14	21	.667	70	65	15	21	2	164	16.4
Mutombo	10	415	54	86	.628	46	64	.719	123	13	30	1	26	154	15.4
Corbin	10	364	42	92	.457	9	9	1.000	43	20	29	4	2	106	10.6
Henderson	10	136	19	34	.559	20	26	.769	33	0	26	1	3	58	5.8
Recasner	10	121	11	26	.423	5	8	.625	11	9	9	2	0	31	3.1
James	8	45	3	13	.231	0	0	—	1	2	12	1	0	8	1.0
Hancock	6	33	2	5	.400	0	3	.000	5	1	5	1	1	4	0.7
Barry	2	9	0	3	.000	0	0	—	0	0	0	0	0	0	0.0
Lauderdale	3	7	0	3	.000	0	0	—	2	0	1	0	0	0	0.0
Newbill	3	5	0	0	—	0	0	—	1	1	2	0	0	0	0.0



## HAWKS YEARLY PLAYOFF STATS, CONT.

## 1997-98 PLAYOFF STATS

(Lost to Charlotte, 3-1)														
G	Min	FGM	FGA	Pct.	FTM	FTA	Pct.	Reb	Asst	PF	Stl	Blk	Pts	Avg
Smith	4	160	39	.688	11	12	.917	11	9	17	2	3	99	24.8
Blaylock	4	153	22	.53	7	12	.583	20	33	8	9	1	59	14.8
Henderson	4	126	20	.38	11	18	.611	22	4	13	3	1	51	12.8
Laethner	4	87	12	.35	15	17	.882	17	4	16	6	1	39	9.8
Mutombo	4	136	11	.24	10	16	.625	51	1	10	1	9	32	8.0
Recasner	4	89	10	.25	2	2	1.000	4	8	7	2	0	29	7.3
Brown	4	50	7	.15	1	2	.500	6	4	5	0	0	16	4.0
Corbin	4	113	7	.25	0	0	—	15	4	10	6	1	15	3.8
Crawford	1	4	0	0	2	2	1.000	2	0	2	0	1	2	2.0
Miller	4	33	3	.8	2	2	1.000	9	1	5	2	1	8	2.0
Anderson	1	4	0	0	0	2	.000	2	0	1	0	1	0	0.0
Barry	2	5	0	1	0	0	—	1	0	0	0	0	0	0.0

3-pt. field goals: Atlanta 27-72 (.375) - Smith 10-20 (.500), Blaylock 8-27 (.296), Henderson 0-1 (.000), Laethner 0-3 (.000), Recasner 7-12 (.583), Brown 1-2 (.500), Corbin 1-6 (.167), Barry 0-1 (.000), Opponents 14-35 (.400).

## 1998-99 PLAYOFF STATS

(Defeated Detroit, 3-2 ... Lost to New York, 4-0)															
	G	Min	FGM	FGA	Pct.	FTM	FTA	Pct.	Reb	Asst	PF	Stl	Blk	Pts	Avg
Smith	9	356	54	153	.353	39	43	.907	31	30	32	14	2	156	17.3
Mutombo	9	380	40	71	.563	33	47	.702	125	11	28	5	23	113	12.6
Blaylock	9	358	44	135	.326	7	15	.467	36	36	11	18	2	113	12.6
Long	9	358	36	88	.409	32	44	.727	74	8	27	18	4	105	11.7
Crawford	6	125	16	48	.333	23	26	.885	19	5	19	1	1	59	9.8
Corbin	9	268	30	72	.417	3	4	.750	33	16	20	6	0	69	7.7
Gray	8	71	15	41	.366	10	11	.909	9	4	11	6	1	44	5.5
McLeod	6	49	11	21	.524	4	4	1.000	3	1	3	1	1	26	4.3
Johnson	9	111	8	29	.276	7	10	.700	9	10	9	1	1	24	2.7
West	9	68	3	10	.300	2	4	.500	9	2	14	2	1	8	0.9
Sheppard	4	12	0	3	.000	0	0	—	2	2	0	1	0	0	—
Henderson	1	4	0	0	—	0	0	—	0	0	1	0	0	0	—

3-pt. field goals: Atlanta 43-138 (.312) - Smith 9-33 (.273), Blaylock 18-51 (.353), Long 1-4 (.250), Crawford 4-14 (.286), Corbin 6-23 (.261), Gray 4-11 (.364), Johnson 1-2 (.500), Opponents 28-92 (.304).

## 2007-08 PLAYOFF STATS

(Lost to Boston, 4-3)															
	G	Min	FGM	FGA	Pct.	FTM	FTA	Pct.	Reb	Asst	PF	Stl	Blk	Pts	Avg
Johnson	7	275	47	115	.409	30	33	.909	27	28	16	2	0	140	20.0
Smith	7	237	35	88	.398	37	44	.841	45	20	26	12	20	110	15.7
Horford	7	277	34	72	.472	20	27	.741	73	25	26	3	7	88	12.6
Williams	7	199	24	58	.414	32	36	.889	28	5	21	2	3	80	11.4
Bibby	7	252	22	65	.338	21	32	.656	22	22	12	4	2	72	10.3
Childress	7	205	22	42	.524	6	12	.500	40	11	7	1	5	50	7.1
Pachulia	7	105	7	25	.280	15	21	.714	20	2	22	2	0	29	4.1
Stoudamire	3	28	4	9	.444	2	2	1.000	1	0	2	1	0	12	4.0
Law	7	61	6	8	.750	9	10	.900	2	8	5	2	0	21	3.0
Richardson	3	6	1	4	.250	0	0	—	0	0	1	0	0	2	0.7
Jones	7	29	2	10	.200	0	2	.000	8	1	3	1	3	4	0.6
West	6	6	1	3	.333	0	1	.000	2	0	0	0	0	2	0.3

3-pt. field goals: Atlanta 28-87 (.322) - Johnson 16-36 (.444), Bibby 7-24 (.292), Smith 3-18 (.167), Stoudamire 2-6 (.333), Childress 0-2 (.000), Pachulia 0-1 (.000), Opponents 50-131 (.382).

## 2008-09 PLAYOFF STATS

(Defeated Miami, 4-3 ... Lost to Cleveland, 4-0)																
	G	Min	FGM	FGA	Pct.	FTM	FTA	Pct.	Reb	Asst	PF	Stl	Blk	Pts	Avg	
Smith	11	410	67	159	.421	52	71	.732	82	24	36	12	17	188	17.1	
Johnson	11	429	70	168	.417	28	45	.622	49	39	24	14	0	180	16.4	
Bibby	11	390	49	106	.462	21	22	.955	37	46	34	10	2	145	13.2	
Murray	11	341	42	123	.341	32	37	.865	30	28	17	12	3	130	11.8	
Pachulia	11	260	22	53	.415	32	42	.762	76	3	40	5	3	76	6.9	
Horford	9	252	25	59	.424	12	18	.667	52	18	26	6	6	62	6.9	
Evans	11	265	28	65	.431	4	6	.667	16	10	29	6	3	68	6.2	
Williams	6	97	10	29	.345	9	13	.692	9	6	8	5	2	30	5.0	
Gardner	3	19	5	13	.385	1	1	1.000	2	2	4	1	0	14	4.7	
Jones	9	77	6	12	.500	2	2	1.000	16	2	9	1	0	14	1.6	
Law	6	28	3	9	.333	1	1	1.000	2	6	3	0	0	8	1.3	
Hunter	4	14	2	3	.667	0	0	—	6	0	1	1	1	4	1.0	
West	11	46	2	10	.200	1	4	.250	5	2	2	2	0	5	0.5	
Claxton	1	3	0	0	—	0	0	—	0	0	0	0	0	0	—	
Morris	3	8	0	1	.000	0	0	—	2	0	2	1	0	0	0.0	

3-pt. field goals: Atlanta 67-192 (.349) - Bibby 26-48 (.542), Murray 14-50 (.280), Johnson 12-34 (.353), Evans 8-28 (.286), Gardner 3-6 (.500), Smith 2-15 (.133), Law 1-3 (.333), Williams 1-6 (.167), Opponents 80-219 (.365).

## HAWKS YEARLY PLAYOFF STATS, CONT.

## 2009-10 PLAYOFF STATS

(Defeated Milwaukee, 4-3 ... Lost to Orlando, 4-0)															
	G	Min	FGM	FGA	Pct.	FTM	FTA	Pct.	Reb	Asst	PF	Stl	Blk	Pts	Avg
Johnson	11	440	77	199	.387	34	42	.810	56	55	22	10	3	197	17.9
Crawford	11	351	56	154	.364	49	58	.845	30	30	26	9	1	179	16.3
Horford	11	388	67	128	.523	26	31	.839	99	29	35	8	19	161	14.6
Jos. Smith	11	392	62	129	.481	29	44	.659	99	29	30	13	19	155	14.1
Bibby	11	292	36	80	.450	7	10	.700	28	28	26	9	0	93	8.5
Williams	11	345	31	79	.392	29	32	.906	63	8	20	6	5	92	8.4
Pachulia	11	161	18	35	.514	15	24	.625	38	3	34	2	7	51	4.6
Evans	11	148	11	37	.297	0	0	---	13	2	19	9	0	25	2.3
Collins	3	10	3	5	.600	0	0	---	5	0	7	0	0	6	2.0
Teague	9	59	7	21	.333	0	0	---	2	4	3	3	1	16	1.8
Morris	3	10	1	2	.500	1	1	1.000	2	0	3	0	0	3	1.0
West	7	20	3	4	.750	0	0	---	2	1	7	1	0	6	0.9
Joe Smith	5	24	0	3	.000	0	0	---	2	0	1	0	1	0	0.0

3-pt. field goals: Atlanta 50-150 (.333) - Johnson 9-41 (.220), Crawford 18-50 (.360), Horford 1-1 (.000), Jos. Smith 2-6 (.333), Bibby 14-34 (.412), Williams 1-2 (.500), Evans 3-10 (.300), Teague 2-5 (.400), West 0-1 (.000), Opponents 90-261 (.345).

## 2010-11 PLAYOFF STATS

(Defeated Orlando, 4-2 ... Lost to Chicago, 4-2)															
	G	Min	FGM	FGA	Pct.	FTM	FTA	Pct.	Reb	Asst	PF	Stl	Blk	Pts	Avg
Johnson	12	497	87	198	.439	34	42	.810	55	40	19	13	1	226	18.8
Ja. Crawford	12	358	61	155	.394	42	51	.824	16	30	17	9	4	185	15.4
Smith	12	438	69	171	.404	40	67	.597	102	35	39	13	25	181	15.1
Teague	8	238	37	72	.514	19	23	.826	17	28	10	6	3	94	11.8
Horford	12	468	58	137	.423	20	26	.769	115	42	33	5	12	136	11.3
Hinrich	6	173	26	52	.500	1	1	1.000	14	16	21	7	2	61	10.2
Williams	12	216	22	56	.393	10	13	.769	27	6	18	9	7	57	4.8
Pachulia	11	195	11	23	.478	17	22	.773	54	13	37	2	1	39	3.5
Collins	12	158	9	14	.643	3	8	.375	17	1	31	5	3	21	1.8
Wilkins	8	39	7	13	.538	0	0	---	8	1	2	2	2	14	1.8
Sy	4	11	2	3	.667	2	4	.500	1	3	1	1	0	6	1.5
Powell	9	48	5	9	.556	0	0	---	9	1	8	0	0	10	1.1
Armstrong	8	35	1	5	.200	3	6	.500	10	1	7	3	0	5	0.6
Thomas	1	7	0	2	.000	0	0	---	1	0	1	0	0	0	0.0

3-pt. field goals: Atlanta 54-167 (.323) - Ja. Crawford 21-60 (.350), Johnson 18-42 (.429), Hinrich 8-19 (.421), Smith 3-24 (.125), Williams 3-11 (.273), Teague 1-7 (.143), Opponents 70-244 (.287).

## 2011-12 PLAYOFF STATS

(Lost to Boston, 4-2)															
	G	Min	FGM	FGA	Pct.	FTM	FTA	Pct.	Reb	Asst	PF	Stl	Blk	Pts	Avg
J. Johnson	6	243	38	102	.373	18	24	.750	21	21	11	8	1	103	17.2
Smith	5	196	34	88	.386	16	21	.762	68	24	14	3	5	84	16.8
Horford	3	108	20	34	.588	6	8	.750	25	8	11	4	4	46	15.3
Teague	6	225	30	73	.411	17	19	.895	22	25	18	5	5	84	14.0
Williams	6	145	16	45	.356	7	9	.778	33	5	9	3	2	47	7.8
Hinrich	6	141	13	30	.433	2	2	1.000	12	6	9	4	0	34	5.7
McGrady	6	90	10	26	.385	5	6	.833	17	6	4	0	2	25	4.2
Dampier	4	55	7	13	.538	2	3	.667	14	0	6	0	1	16	4.0
Pargo	5	46	6	21	.286	0	0	---	5	6	5	2	0	16	3.2
Green	5	63	6	13	.462	0	0	---	8	3	6	0	0	13	2.6
I. Johnson	5	54	5	16	.313	3	5	.600	17	0	7	3	0	13	2.6
Collins	5	85	6	11	.545	0	0	---	12	0	16	1	0	12	2.4
Radmanovic	2	15	0	4	.000	0	0	---	1	1	3	0	0	0	0.0

# ATLANTA HAWKS

## HAWKS YEARLY PLAYOFF STATS, CONT.

### 2013-14 PLAYOFF STATS

(Lost to Indiana, 4-3)															
	G	Min	FGM	FGA	Pct.	FTM	FTA	Pct.	Reb	Asst	PF	Stl	Blk	Pts	Avg
Millsap	7	267	41	103	.398	45	56	.804	76	20	25	10	13	136	19.4
Teague	7	242	44	112	.393	38	40	.950	26	35	15	7	4	135	19.3
Korver	7	250	30	66	.455	11	12	.917	37	5	15	4	2	94	13.4
Scott	7	146	23	63	.365	10	14	.714	18	3	11	1	0	66	9.4
Carroll	7	246	23	49	.469	7	11	.636	34	11	21	5	3	62	8.9
Williams	7	133	19	50	.380	15	16	.938	16	8	10	7	1	58	8.3
Mack	7	118	19	47	.404	9	12	.750	13	25	10	4	0	57	8.1
Antic	7	170	7	42	.167	5	8	.625	27	5	26	5	3	22	3.1
Schröder	2	7	2	2	1.000	0	0	----	2	0	1	0	0	5	2.5
Martin	3	15	2	3	.667	0	0	----	3	0	2	2	0	4	1.3
Brand	7	81	2	12	.167	4	5	.800	23	6	10	1	6	8	1.1
Muscala	2	5	0	2	.000	0	0	----	0	0	0	0	0	0	0.0

3-pt. field goals: Atlanta 79-230 (.343) - Korver 23-54 (.426), Mack 10-27 (.370), Scott 10-31 (.323), Carroll 9-22 (.409), Millsap 9-27 (.333), Teague 9-27 (.333), Williams 5-16 (.313), Antic 3-25 (.120), Schröder 1-1 (1.000). Opponents 54-149 (.362).

### 2014-15 PLAYOFF STATS

(Defeated Brooklyn, 4-2 ... Defeated Washington, 4-2 ... Lost to Cleveland, 4-0)															
	G	Min	FGM	FGA	Pct.	FTM	FTA	Pct.	Reb	Asst	PF	Stl	Blk	Pts	Avg
Teague	16	529	98	239	.410	52	60	.867	51	107	34	24	7	269	16.8
Millsap	16	566	85	209	.407	58	78	.744	139	55	52	25	14	243	15.2
Carroll	16	558	86	177	.486	32	41	.780	97	32	36	18	5	233	14.6
Horford	16	522	107	211	.507	15	20	.750	138	59	34	13	23	231	14.4
Korver	14	526	52	133	.391	13	16	.813	70	33	27	20	15	156	11.1
Schröder	16	290	56	145	.386	24	28	.857	29	62	28	9	0	144	9.0
Bazemore	16	303	30	71	.423	21	31	.677	53	13	25	11	9	87	5.4
Scott	11	172	21	55	.382	4	4	1.000	46	5	16	5	0	50	4.5
Antic	15	199	16	50	.320	20	25	.800	43	4	38	2	3	63	4.2
Muscala	10	102	20	33	.606	0	0	----	18	1	13	1	3	42	4.2
Mack	10	99	15	39	.385	3	6	.500	11	10	7	8	0	39	3.9
Jenkins	4	21	4	6	.667	0	0	----	3	0	2	0	0	10	2.5
Brand	3	4	0	1	.000	1	2	.500	1	0	3	0	0	1	0.3

3-pt. field goals: Atlanta 145-458 (.317) - Korver 39-110 (.355), Carroll 29-72 (.403), Teague 21-65 (.323), Millsap 15-49 (.306), Antic 11-32 (.344), Schröder 8-34 (.235), Bazemore 6-28 (.214), Mack 6-21 (.286), Scott 4-26 (.154), Horford 2-9 (.222), Jenkins 2-4 (.500), Muscala 2-8 (.250). Opponents 151-403 (.375).

### 2015-16 PLAYOFF STATS

(Defeated Boston, 4-2 ... Lost to Cleveland, 4-0)															
	G	Min	FGM	FGA	Pct.	FTM	FTA	Pct.	Reb	Asst	PF	Stl	Blk	Pts	Avg
Millsap	10	365	59	137	.431	41	55	.745	94	27	29	13	23	167	16.7
Teague	10	279	46	121	.380	44	52	.846	19	62	30	6	2	145	14.5
Horford	10	327	54	116	.466	15	16	.938	65	30	25	12	24	134	13.4
Bazemore	10	325	44	121	.364	15	22	.682	66	19	14	14	6	119	11.9
Schröder	10	191	47	104	.452	11	13	.846	19	36	24	4	1	117	11.7
Korver	10	316	35	75	.467	9	9	1.000	48	10	23	10	4	103	10.3
Humphries	4	56	13	28	.464	6	6	1.000	24	4	9	2	5	37	9.3
Scott	10	161	25	40	.625	7	8	.875	32	5	20	3	3	65	6.5
Sefolosha	10	203	22	46	.478	8	15	.533	41	17	17	10	6	59	5.9
Muscala	9	67	10	20	.500	2	2	1.000	17	3	6	0	1	24	2.7
Hardaway	9	67	7	26	.269	4	6	.667	9	7	2	0	1	20	2.2
Patterson	4	20	2	7	.286	1	1	1.000	5	3	1	1	0	6	1.5
Hinrich	6	27	2	7	.286	0	0	----	4	3	2	0	0	5	0.8

3-pt. field goals: Atlanta 106-318 (.333) - Korver 24-54 (.444), Bazemore 16-61 (.262), Schröder 12-35 (.343), Horford 11-28 (.393), Teague 9-36 (.250), Millsap 8-33 (.242), Scott 8-16 (.500), Sefolosha 7-19 (.368), Humphries 5-10 (.500), Hardaway 2-14 (.143), Muscala 2-6 (.333), Hinrich 1-3 (.333), Patterson 1-3 (.333). Opponents 129-341 (.378).

### 2016-17 PLAYOFF STATS

(Lost to Washington, 4-2)															
	G	Min	FGM	FGA	Pct.	FTM	FTA	Pct.	Reb	Asst	PF	Stl	Blk	Pts	Avg
Schröder	6	211	50	110	.455	31	37	.838	14	46	19	6	0	148	24.7
Millsap	6	219	50	99	.505	45	53	.811	56	26	19	10	4	146	24.3
Hardaway Jr.	6	200	27	82	.329	12	19	.632	16	7	13	3	0	77	12.8
Prince	6	187	29	52	.558	5	5	1.000	32	8	9	2	1	67	11.2
Bazemore	6	150	21	53	.396	10	14	.714	23	20	15	4	5	59	9.8
Delaney	1	3	3	3	1.000	1	2	.500	1	0	0	0	0	8	8.0
Howard	6	157	18	36	.500	12	19	.632	64	9	21	6	5	48	8.0
Calderon	6	75	11	23	.478	9	0	----	8	13	9	2	1	26	4.3
Ilyasova	6	90	8	23	.348	7	9	.778	31	2	7	1	0	24	4.0
Muscala	6	81	5	18	.278	7	8	.875	16	2	12	1	3	17	2.8
Dunleavy	6	53	3	7	.429	4	4	1.000	5	2	3	1	0	12	2.0
Sefolosha	4	9	0	1	.000	1	4	.250	0	0	1	0	0	1	0.3
Humphries	1	3	0	0	----	0	0	----	0	0	0	0	1	0	0.0

3-pt. field goals: Atlanta 50-164 (.305) - Schröder 17-40 (.425), Hardaway Jr. 11-42 (.262), Bazemore 7-24 (.292), Calderon 4-12 (.333), Prince 4-14 (.286), Millsap 3-17 (.176), Dunleavy 2-5 (.400), Delaney 1-1 (1.000), Ilyasova 1-5 (.200). Opponents 50-159 (.314).



Hawks.com



/Hawks



@ATLHawks

PLAYOFFS



NBA



**95** DeAndre'  
BEMBRY



## NATIONAL BASKETBALL ASSOCIATION



NATIONAL BASKETBALL ASSOCIATION  
(www.nba.com)

NBA ENTERTAINMENT

WOMEN'S NATIONAL  
BASKETBALL ASSOCIATION

NBA DEVELOPMENT LEAGUE

NEW YORK  
Olympic Tower  
645 Fifth Avenue  
New York, NY 10022  
TEL: (212) 407-8000  
FAX: (212) 832-3861

NEW JERSEY  
100 Plaza Drive  
Secaucus, NJ 07094  
TEL: (201) 865-1500  
FAX: (201) 974-5973

## INTERNATIONAL OFFICES

## EUROPE

Headquarters - NBA EMEA  
Endeavour House  
189 Shaftesbury Avenue  
London, United Kingdom WC2H 8JR  
TEL: 44-20-74-20-8900

## SPAIN

Leganitos Street 6th Floor  
28013 Madrid, Spain  
TEL: 34-610-200-051  
Communications: Ignasi Castello

## AFRICA

6th Floor GreenPark Corner  
Morningside 2196  
Johannesburg, South Africa  
TEL: 27-100-072-668

## INDIA

Tower 1, 10th Floor  
Indiabulls Finance Center  
Senapati Bapat Marg Mumbai  
Maharashtra 400013  
TEL: 91-22-6124-6100

## CANADA

50 Bay Street  
Suite 1402  
Toronto, Ontario  
Canada M5J 3A5  
TEL: 416-682-2000  
FAX: 416-364-0205

## LATIN AMERICA

## BRAZIL

Av Borges de Medeiros, 633  
Sala 303 - Leblon  
Rio de Janeiro, RJ, Brazil 22430-041  
TEL: 55-21-3206-6400  
FAX: 55-21-2586-6001

## MEXICO

Av Prolongacion Paseo de la Reforma 1236, Planta baja  
Col. Desarrollo Santa Fe, CP. 05348  
De. Cuajimalpa de Morelos  
Ciudad de Mexico, Mexico 01210  
TEL: 52-55-8851-1159  
FAX: 52-55-8851-1111

## ASIA/PACIFIC

## HONG KONG

Room 3101, Lee Gardens One  
33 Hysan Avenue  
Causeway Bay, Hong Kong  
TEL: 011 852-2843-9600  
FAX: 011 852-2536-4808

## TAIWAN

Suite 1303, No. 88, Section 2, Chung Hsiao East Rd.  
Taipei, Taiwan ROC 100  
TEL: 011-886-2-2397-8000  
FAX: 011-886-2-2358-1098

## PHILIPPINES

Unit 1701, World Plaza Building  
5th Avenue corner 30th Street Bonifacio Global City  
Taguig, 1634 Philippines  
Communications: Jandric Lim (63) 917-791-9457

## CHINA-BEIJING

19th Floor, Office Tower 2,  
China Central Place  
No. 79 Jianguo Road, Chaoyang District  
Beijing 100025 China  
TEL: (86) 10-5200-8200  
FAX: (86) 10-5200-8202

## CHINA-SHANGHAI

Unit 2703-08, 27/F,  
Tower 2, Plaza 66  
1366 Nanjing West Road, Jing An District  
Shanghai 200040, China  
TEL: 86-21-6137-2200  
FAX: 86-21-6288-9920

## NATIONAL BASKETBALL ASSOCIATION G LEAGUE

## ERIE BAYHAWKS

GENERAL MANAGER - MALIK ROSE  
HEAD COACH - JOSH LONGSTAFF

On January 31, 2017, The NBA G League and the Atlanta Hawks Basketball Club announced that the Hawks' new NBA G League team intends to play in Erie, Pennsylvania, for the 2017-18 and 2018-19 seasons. The team will permanently relocate to a newly constructed arena in College Park, Georgia, prior to the 2019-20 season. It was previously announced that Atlanta's NBA G League affiliate would make its debut in 2019-20 in College Park.

The team plans to play the next two seasons at Erie Insurance Arena, as the Erie BayHawks, giving Atlanta an earlier start with its goal of developing young talent while keeping NBA G League basketball in the Erie community. The Atlanta Hawks will partner with the BayHawks' current management team in Erie, led by Owen McCormick and Matt Bresce.

The Orlando Magic, which has agreed to acquire the current Erie BayHawks franchise, announced in December, 2016, that the team would relocate to Lakeland, Florida. During the team's two-year period in Pennsylvania, the Erie BayHawks management team, College Park officials and the Atlanta Hawks will work together on operational and construction matters and collaborate to ensure that both communities benefit from this agreement.

Hawks' Manager of Basketball Operations Malik Rose was named General Manager of the BayHawks on April 11, 2017, and Josh Longstaff was named head coach on July 25, 2017.

## NBA G LEAGUE TEAM DIRECTORY

645 5th Avenue, New York, NY 10022 [www.nba.com/dleague](http://www.nba.com/dleague)

AGUA CALIENTE CLIPPERS OF ONTARIO  
730 3rd St.  
Des Moines, IA 50309  
(515) 564-8550  
Arena: Wells Fargo Arena  
Media Relations: Perri Travillion  
(ptravillion@attcatt.com)  
NBA Affiliation: San Antonio

AUSTIN SPURS  
13581 Pond Springs Road, Suite 108  
Austin, TX 78729  
(512) 236-8333, FAX: (512) 236-8444  
Arena: H-E-B Center at Cedar Park  
Media Relations: Perri Travillion  
(ptravillion@attcatt.com)  
NBA Affiliation: San Antonio

CANTON CHARGE  
1101 Market Avenue North  
Canton, OH 44702  
(330) 444-1944, FAX: (330) 489-1703  
Arena: Canton Memorial Civic Center  
Media Relations: Sean Wyatt  
(swyatt@cantoncharge.com)  
NBA Affiliation: Cleveland

DELAWARE 87ers  
300 Martin Luther King Blvd., Suite 200  
Wilmington, DE 19801  
(302) 504-7587, FAX: (302) 351-5370  
Arena: Bob Carpenter Center  
Media Relations: Amanda Janczak  
(amandajanczak@sevens.com)  
NBA Affiliation: Philadelphia

ERIE BAYHAWKS  
110 East 8th Street  
Erie, PA 16501  
(814) 790-5600, FAX: (814) 790-5608  
Arena: Erie Insurance Arena  
Media Rel.: Billy Hartman  
(billyhartman@nbaerie.com)  
NBA Affiliation: Atlanta

FORT WAYNE MAD ANTS  
1910 St. Joe Center Rd., Suite 61  
Fort Wayne, IN 46825  
(260) 469-4667, FAX: (260) 469-4674  
Arena: Allen Co. War Memorial Coliseum  
Media Rel.: Ryan Stevens  
(rstevens@fortwaynehops.com)  
NBA Affiliation: Indiana

GRAND RAPIDS DRIVE  
40 Monroe Center NW, Ste. 11,  
Grand Rapids, MI 49503  
Tel: (844) 473-7463  
Arena: DeltaPlex Arena  
Media Relations: Sarah Parfet Jbara  
(spj@nbgandrapids.com)  
NBA Affiliation: Detroit

GREENSBORO SWARM  
2411 West Gate City Blvd.  
Greensboro, NC 27403  
(336) 907-3600  
Arena: The Fieldhouse at the Greensboro Coliseum  
NBA Affiliation: Charlotte

IOWA WOLVES  
701 West Liberty St., Suite 201  
Des Moines, IA 50309  
(515) 564-8550  
Arena: Wells Fargo Arena  
Media Relations: Seth Nutting  
(seth.nutting@iawolves.com)  
NBA Affiliation: Minnesota

LAKELAND MAGIC  
701 West Liberty St., Suite 201  
Reno, NV 89501  
(775) 853-8200  
Arena: Reno Event Center  
Media Relations: Kyle Jones  
(kjones@renobighorns.com)  
NBA Affiliation: Sacramento

LONG ISLAND NETS  
168 39th St., 8th Floor  
Brooklyn, NY 11232  
(718) 215-2299  
Arena: NYCB Live's Nassau Coliseum  
Media Relations: Megan Walsh  
(mwalsh@brooklynynets.com)  
NBA Affiliation: Brooklyn

MAINE RED CLAWS  
550 Forest Avenue  
Portland, ME 04012  
(207) 210-6655, FAX: (207) 210-6659  
Arena: Portland Exposition Building  
Media Relations: Evans Boston  
(eboston@maineredclaws.com)  
NBA Affiliation: Boston

MEMPHIS HUSTLE  
191 Beale St.  
Memphis, TN 38103  
(901) 2015-1234  
Arena: The Landers Center  
Media Relations: Geoffrey Langham  
(glangham@grizzlies.com)  
NBA Affiliation: Memphis

NORTHERN ARIZONA SUNS  
3201 N. Main St.  
Prescott Valley, AZ 86314  
(928) 772-7867  
Arena: Prescott Valley Event Center  
Media Relations: Jake Withee  
(jwithe@nazsuns.com)  
NBA Affiliation: Phoenix

OKLAHOMA CITY BLUE  
208 Thunder Drive  
Oklahoma City, OK 73102  
(918) 208-4800; FAX: (918) 429-7900  
Arena: Cox Convention Center  
Media Relations: Laila Wani  
(lwani@okcthunder.com)  
NBA Affiliation: Oklahoma City

SALT LAKE CITY STARS  
301 West South Temple  
Salt Lake City, UT 84101  
(801) 325-2500  
Arena: Lifetime Activities Center - Bruin  
Arena  
Media Relations: Gina Calvert  
(gina.calvert@saltstars.com)  
NBA Affiliation: Utah

SANTA CRUZ WARRIORS  
903 Pacific Ave., Suite 101  
Santa Cruz, CA 95060  
(831) 731-4396, FAX: (831) 466-3201  
Arena: Kaiser Permanente Arena  
Media Relations: Massimo Degaudenzi  
(massimo@santacruzbasketball.com)  
NBA Affiliation: Golden State

SIOUX FALLS SKYFORGE  
2131 South Minnesota Ave  
Sioux Falls, SD 57105  
(605) 332-0605, FAX: (605) 332-2305  
Arena: Sanford Pentagon  
Media Relations: Matt Dykstra  
(mattydykstra@skyforceline.com)  
NBA Affiliation: Miami

SOUTH BAY LAKERS  
2275 E. Mariposa Ave.  
El Segundo, CA 90245  
(310) 426-6000, FAX: (310) 426-6031  
Arena: Toyota Sports Center  
Media Relations: Noah Camarena  
(ncamarena@sblakers.com)  
NBA Affiliation: Los Angeles Lakers

Media Relations Contact: Joanna Shapiro (jshapiro@nba.com)

RAPTORS 905  
5600 Rose Cherry Place  
Mississauga, ON L4Z4B6  
(416) 815-5423, FAX: (416) 902-4311  
Arena: Hershey Centre  
Media Relations: Stefano Toniutti  
(stefano.toniutti@raptors905.com)  
NBA Affiliation: Toronto

RENO BIGHORNS  
50 West Liberty St., Suite 201  
Reno, NV 89501  
(775) 853-8200  
Arena: Reno Event Center  
Media Relations: Kyle Jones  
(kjones@renobighorns.com)  
NBA Affiliation: Sacramento

RIO GRANDE VALLEY VIPERS  
4500 N 10th St., Suite 315  
McAllen, TX 78504  
(956) 972-1144, FAX: (956) 972-1150  
Arena: State Farm Arena  
Media Relations: Arwan Chagollan  
(arwan@rgvc.com)  
NBA Affiliation: Houston

SALT LAKE CITY STARS  
301 West South Temple  
Salt Lake City, UT 84101  
(801) 325-2500  
Arena: Lifetime Activities Center - Bruin  
Arena  
Media Relations: Gina Calvert  
(gina.calvert@saltstars.com)  
NBA Affiliation: Utah

SANTA CRUZ WARRIORS  
903 Pacific Ave., Suite 101  
Santa Cruz, CA 95060  
(831) 731-4396, FAX: (831) 466-3201  
Arena: Kaiser Permanente Arena  
Media Relations: Massimo Degaudenzi  
(massimo@santacruzbasketball.com)  
NBA Affiliation: Golden State

SIOUX FALLS SKYFORGE  
2131 South Minnesota Ave  
Sioux Falls, SD 57105  
(605) 332-0605, FAX: (605) 332-2305  
Arena: Sanford Pentagon  
Media Relations: Matt Dykstra  
(mattydykstra@skyforceline.com)  
NBA Affiliation: Miami

SOUTH BAY LAKERS  
2275 E. Mariposa Ave.  
El Segundo, CA 90245  
(310) 426-6000, FAX: (310) 426-6031  
Arena: Toyota Sports Center  
Media Relations: Noah Camarena  
(ncamarena@sblakers.com)  
NBA Affiliation: Los Angeles Lakers

Texas Legends  
2601 Avenue of the Stars, Suite 300  
Frisco, TX 75034  
(214) 469-0822, FAX: (214) 469-0823  
Arena: Dr. Pepper Arena  
Media Relations: Britney Wynn  
(bwynn@texlegends.com)  
NBA Affiliation: Dallas

WESTCHESTER KNICKS  
198 Central Avenue  
White Plains, NY 10606  
(914) 559-6888  
Arena: Westchester County Center  
Media Relations: Katie Hatch  
(katie.hatch@msg.com)  
NBA Affiliation: New York

WINDY CITY BULLS  
5333 Prairie Stone Pkwy.  
Hoffman Estates, IL 60192  
(847) 396-7070  
Arena: Sears Centre Arena  
Media Relations: Shannon Jones  
(sjones@bulls.com)  
NBA Affiliation: Chicago

WISCONSIN HERD  
549 High Avenue  
Oshkosh, WI 54901  
(920) 233-4374  
Arena: Oshkosh Arena  
Media Relations: Mallory Steinberg  
(msteinberg@wisconsinherd.com)  
NBA Affiliation: Milwaukee

## NATIONAL BASKETBALL ASSOCIATION G LEAGUE

## 2016-17 FINAL STANDINGS

## CHAMPIONSHIP SERIES

April 23, 2017 - Rio Grande Valley 119 - Raptors 905 106

April 25, 2017 - Raptors 905 95 - Rio Grande Valley 85

April 27, 2017 - Raptors 905 122 - Rio Grande Valley 96

## 2016-17 FINAL REGULAR SEASON STANDINGS

ATLANTIC DIVISION		W	L	HOME W L	AWAY W L	Pct	GB	Last 10	AFFILIATION
Maine	29-21	15-10	14-11	.580	--	5-5	BOS		
Delaware	26-24	15-10	11-14	.520	3.0	4-6	PHI		
Westchester	19-31	12-13	7-18	.380	10.0	3-7	NYK		
Greensboro	19-31	13-12	6-19	.380	10.0	5-5	CHA		
Long Island	17-33	10-15	7-18	.340	12.0	3-7	BKN		
Erie	14-36	9-16	5-20	.280	15.0	3-7	ATL		
CENTRAL DIVISION		W	L	HOME W L	AWAY W L	Pct	GB	Last 10	AFFILIATION
Raptors 905	39-11	18-7	21-4	.780	--	8-2	TOR		
Fort Wayne	30-20	16-9	14-11	.600	9.0	7-3	IND		
Canton	29-21	17-8	12-13	.580	10.0	6-4	CLE		
Grand Rapids	26-24	15-10	11-14	.520	13.0	6-4	DET		
Windy City	23-27	15-10	8-17	.460	16.0	5-5	CHI		
PACIFIC DIVISION		W	L	HOME W L	AWAY W L	Pct	GB	Last 10	AFFILIATION
Los Angeles	34-16	16-9	18-7	.680	--	5-5	LAL		
Santa Cruz	31-19	18-7	13-12	.620	3.0	8-2	GSW		
Northern Arizona	22-28	14-11	8-17	.440	12.0	3-7	PHO		
Reno	21-29	12-13	9-16	.420	13.0	7-3	SAC		
Salt Lake City	14-36	7-18	7-18	.280	20.0	0-10	UTA		
SOUTHWEST DIVISION		W	L	HOME W L	AWAY W L	Pct	GB	Last 10	AFFILIATION
Oklahoma City	34-16	19-6	15-10	.680	--	6-4	OKC		
Rio Grande Valley	32-18	19-6	13-12	.640	2.0	7-3	HOU		
Sioux Falls	29-21	16-9	13-12	.580	5.0	6-4	MIA		
Austin	25-25	13-12	12-13	.500	9.0	6-4	SAS		
Texas	25-25	14-11	11-14	.500	9.0	5-5	DAL		
Iowa	12-38	6-19	6-19	.240	22.0	1-9	MIN		



## NBA AWARD WINNERS

## 2017 NBA HONOR ROLL

NBA Most Valuable Player.....	Russell Westbrook, Oklahoma City
Red Auerbach Coach of the Year.....	Mike D'Antoni, Houston
Rookie of the Year.....	Malcolm Brogdon, Milwaukee
Most Improved Player.....	Giannis Antetokounmpo, Milwaukee
Defensive Player of the Year.....	Draymond Green, Golden State
Sixth Man of the Year.....	Eric Gordon, Houston
J. Walter Kennedy PBWA Citizenship Award.....	LeBron James, Cleveland
Sporting News NBA Executive of the Year.....	Bob Myers, Golden State
Joe Dumars Trophy/NBA Sportsmanship Award.....	Kemba Walker, Charlotte
Twyman-Stokes Award.....	Dirk Nowitzki, Dallas

## ALL-NBA TEAMS

First Team	Second Team	Third Team
F LeBron James, Cleveland	Giannis Antetokounmpo, Milwaukee	Draymond Green, Golden State
F Kawhi Leonard, San Antonio	Kevin Durant, Golden State	Jimmy Butler, Chicago
C Anthony Davis, New Orleans	Rudy Gobert, Utah	DeAndre Jordan, LA Clippers
G James Harden, Houston	Stephen Curry, Golden State	John Wall, Washington
G Russell Westbrook, Oklahoma City	Isaiah Thomas, Boston	DeMar DeRozan, Toronto

## NBA ALL-DEFENSIVE TEAMS

First Team	Second Team
Draymond Green, Golden State	Tony Allen, Memphis
Rudy Gobert, Utah	Danny Green, San Antonio
Kawhi Leonard, San Antonio	Anthony Davis, New Orleans
Chris Paul, LA Clippers	Andre Roberson, Oklahoma City
Patrick Beverley, Houston	Giannis Antetokounmpo, Milwaukee

## NBA ALL-ROOKIE TEAMS (Chosen without regard to position)

First Team	Second Team
Malcolm Brogdon, Milwaukee	Jamal Murray, Denver
Dario Saric, Philadelphia	Jaylen Brown, Boston
Joel Embiid, Philadelphia	Marquese Chriss, Phoenix
Buddy Hield, Sacramento	Brandon Ingram, LA Lakers
Willy Hernangomez, New York	Yogi Ferrell, Dallas

## NBA MOST VALUABLE PLAYER BALLOTING

Player, Team	1st	2nd	3rd	4th	5th	Pts
Russell Westbrook, Oklahoma City	69	19	13	0	0	888
James Harden, Houston	22	69	10	0	0	753
Kawhi Leonard, San Antonio	9	9	52	28	3	500
LeBron James, Cleveland	1	4	19	63	11	333
Isaiah Thomas, Boston	0	0	4	8	37	81
Stephen Curry, Golden State	0	0	3	1	34	52
John Wall, Washington	0	0	0	1	4	7
Giannis Antetokounmpo, Milwaukee	0	0	0	0	7	7
Anthony Davis, New Orleans	0	0	0	0	2	2
Kevin Durant, Golden State	0	0	0	0	2	2
DeMar DeRozan, Toronto	0	0	0	0	1	1

## FINAL NBA STANDINGS

## EASTERN CONFERENCE

ATLANTIC	W	L	PCT.	GB	HOME	ROAD	LAST 10 GAMES	STREAK
Boston	53	29	.646	--	30-11	23-18	7-3	Won 3
Toronto	51	31	.622	2	28-13	23-18	8-2	Won 4
New York	31	51	.378	22	19-22	12-29	4-6	Won 1
Philadelphia	28	54	.341	25	17-24	11-30	1-9	Lost 8
Brooklyn	20	62	.244	33	13-28	7-34	5-5	Lost 2
CENTRAL	W	L	PCT.	GB	HOME	ROAD	LAST 10 GAMES	STREAK
Cleveland	51	31	.622	--	31-10	20-21	4-6	Lost 4
Milwaukee	42	40	.512	9	23-18	19-22	5-5	Lost 1
Indiana	42	40	.512	9	23-18	19-22	5-5	Won 1
Chicago	41	41	.500	10	25-16	16-25	7-3	Won 2
Detroit	37	45	.451	14	24-17	13-28	3-7	Lost 2
SOUTHEAST	W	L	PCT.	GB	HOME	ROAD	LAST 10 GAMES	STREAK
Washington	49	33	.598	--	30-11	19-22	5-5	Lost 1
Atlanta	43	39	.524	6	23-18	20-21	6-4	Lost 1
Miami	41	41	.500	8	23-18	18-23	6-4	Won 3
Charlotte	36	46	.439	13	22-19	14-27	4-6	Lost 5
Orlando	29	53	.354	20	16-25	13-28	3-7	Won 1

## WESTERN CONFERENCE

SOUTHWEST	W	L	PCT.	GB	HOME	ROAD	LAST 10 GAMES	STREAK
San Antonio	61	21	.744	--	31-10	30-11	5-5	Lost 3
Houston	55	27	.671	6	30-11	25-16	5-5	Won 1
Memphis	43	39	.524	18	24-17	19-22	3-7	Lost 2
New Orleans	34	48	.415	27	21-20	13-28	4-6	Won 1
Dallas	33	49	.402	28	21-20	12-29	2-8	Won 1
NORTHWEST	W	L	PCT.	GB	HOME	ROAD	LAST 10 GAMES	STREAK
Utah	51	31	.622	--	29-12	22-19	7-3	Won 2
Oklahoma City	47	35	.573	4	28-13	19-22	6-4	Lost 1
Portland	41	41	.500	10	25-16	16-25	7-3	Lost 1
Denver	40	42	.488	11	22-19	18-23	5-5	Won 2
Minnesota	31	51	.378	20	20-21	11-30	3-7	Lost 6
PACIFIC	W	L	PCT.	GB	HOME	ROAD	LAST 10 GAMES	STREAK
Golden State	67	15	.817	--	36-5	31-10	9-1	Won 1
LA Clippers	51	31	.622	16	29-12	22-19	8-2	Won 7
Sacramento	32	50	.390	35	17-24	15-26	5-5	Lost 1
LA Lakers	26	56	.317	41	17-24	9-32	5-5	Lost 1
Phoenix	24	58	.293	43	15-26	9-32	2-8	Lost 1

## 2016-17 HEAD-TO-HEAD WIN GRID

	ATL	BOS	BKN	CHA	CHI	CLE	DAL	DEN	DET	GSW	HOU	IND	LAC	LAL	MEM	MIA	MIL	MIN	NOP	NYK	OKC	ORL	PHI	PHO	POR	SAC	SAS	TOR	UTA	WAS	
BOS	1	--	4	4	2	1	2	0	3	1	1	3	1	2	2	4	2	2	1	3	0	3	3	1	1	1	0	1	2	2	
TOR	1	3	4	2	1	1	2	2	3	0	1	2	1	2	1	3	3	1	2	4	1	2	3	0	2	0	0	--	2	2	
NYK	1	1	2	2	3	0	1	0	2	0	0	3	0	1	1	2	1	2	0	--	0	3	3	2	0	1	2	1	0	0	
PHI	0	1	3	2	1	0	1	1	1	0	0	1	1	1	1	2	2	1	1	2	0	1	--	1	1	1	0	1	0	2	
BKN	2	0	--	1	1	0	0	1	2	0	0	1	1	1	1	0	0	0	1	1	2	0	1	1	2	0	1	0	0	0	
CLE	1	3	3	4	0	--	1	1	2	1	1	3	0	2	1	1	3	2	1	4	1	3	3	2	1	1	0	3	1	2	
MIL	1	1	4	2	3	1	0	0	3	0	1	3	2	1	1	1	--	1	1	2	1	2	2	2	2	1	1	0	1	1	
IND	2	0	3	2	2	1	1	0	4	0	2	--	2	1	1	1	1	1	1	1	2	4	3	1	1	2	0	1	1	1	
CHI	1	2	3	2	--	4	0	0	2	1	0	2	0	1	1	2	1	0	2	0	1	3	3	1	1	2	1	2	2	1	
DET	2	1	1	3	2	2	2	2	--	0	1	0	1	2	1	2	1	2	1	2	1	1	2	1	2	0	0	1	0	1	
WAS	3	2	4	3	3	1	0	2	2	1	0	3	1	2	1	0	3	1	2	4	1	2	1	2	2	2	0	1	0	--	
ATL	--	2	2	1	3	3	2	2	1	0	2	1	0	0	1	2	3	0	1	3	1	2	4	1	1	1	1	2	0	1	
MIA	2	0	3	2	1	3	1	1	2	1	2	2	0	1	1	--	3	2	1	1	0	1	2	1	0	2	0	1	1	4	
CHA	3	0	3	--	1	0	2	2	1	0	0	2	0	2	1	2	1	1	0	1	2	4	1	1	1	1	0	2	1	1	
ORL	2	0	2	0	1	0	1	0	3	0	0	0	0	1	1	3	1	0	1	1	1	--	3	1	1	1	1	2	0	2	
SAS	1	2	2	2	1	2	3	3	2	2	3	2	1	3	2	2	1	4	3	1	2	1	2	2	2	4	--	2	2	2	
HOU	0	1	2	2	2	1	4	4	1	1	--	0	2	2	2	0	1	3	3	2	3	2	2	4	2	4	1	1	1	2	
MEM	1	0	1	1	1	1	2	3	1	2	2	1	1	1	--	1	1	1	3	2	1	1	1	2	3	1	2	2	1	3	
NOP	1	1	1	2	0	1	2	1	1	0	1	1	1	2	2	1	1	3	--	2	0	1	1	1	3	3	1	1	0	0	
DAL	0	0	2	0	2	1	--	1	0	0	0	0	1	2	4	2	1	2	1	2	1	1	1	1	1	2	1	1	0	1	2
UTA	2	0	2	1	0	1	3	2	2	1	2	1	1	4	1	1	2	3	3	2	1	2	2	3	2	3	2	0	--	2	
OKC	1	2	2	0	1	1	1	2	3	1	0	1	0	2	3	2	1	3	4	2	--	1	2	2	1	2	1	1	3	1	
POR	1	1	2	1	1	1	2	3	0	0	1	1	0	4	2	2	0	3	1	1	1	1	3	1	3	2	2	0	2	0	
DEN	0	2	1	0	2	1	3	--	0	1	0	2	3	2	0	1	2	2	3	2	1	2	1	4	1	2	0	0	2	0	
MIN	2	0	1	1	2	0	2	2	0	1	1	1	2	2	1	0	1	--	0	0	0	1	2	1	3	1	1	0	1	1	
GSW	2	1	2	2	1	1	3	2	2	--	3	2	4	3	2	1	2	3	4	2	4	2	2	4	4	3	1	2	2	1	
LAC	2	1	1	2	2	2	2	1	1	0	1	0	--	3	3	2	0	1	2	2	2	2	1	4	3	3	3	1	3	1	
SAC	1	1	1	1	0	1	2	2	2	1	0	0	1	2	2	0	0	3	2	0	1	1	1	3	1	--	0	2	1	0	
LAL	2	0	1	0	1	0	0	1	0	1	1	1	1	--	2	1	1	2	2	1	1	1	1	1	2	0	2	1	0	0	
PHO	1	1	0	1	1	0	3	0	1	0	0	1	0	2	0	1	0	0	1	2	2	1	--	1	1	1	1	2	0	0	

## FINAL NBA STATS

## 2016-17 FINAL NBA INDIVIDUAL HIGHS

MOST MINUTES PLAYED, SEASON	3,048	Wiggins, Minnesota
MOST MINUTES PLAYED, GAME	60	Millsap, Atlanta vs. New York 1/29 (4 OT)
MOST FIELD GOALS MADE, GAME	46	Booker, Phoenix vs. Utah 1/16
	21	four times, most recently by:
		Westbrook, Oklahoma City at Orlando 3/29
MOST FIELD GOAL ATTEMPTS, GAME	44	Westbrook, Oklahoma City vs. Phoenix, 10/28
MOST 3-PT. FIELD GOALS MADE, GAME	13	Curry, Golden State vs. New Orleans 11/7
MOST 3-PT. FIELD GOAL ATTEMPTS, GAME	19	Harden, Houston vs. Detroit 4/7
MOST FREE THROWS MADE, GAME	24	Booker, Phoenix at Boston 3/24
MOST FREE THROW ATTEMPTS, GAME	26	Booker, Phoenix at Boston 3/24
MOST REBOUNDS, GAME	25	three times, most recently by:
		Gobert, Utah at Dallas 1/20
MOST OFFENSIVE REBOUNDS, GAME	13	Gobert, Utah vs. New York 3/22
MOST DEFENSIVE REBOUNDS, GAME	20	three times, most recently by:
		Towns, Minnesota at Houston 4/12
MOST OFFENSIVE REBOUNDS, SEASON	345	Drummond, Detroit
MOST DEFENSIVE REBOUNDS, SEASON	816	Jordan, LA Clippers
MOST ASSISTS, GAME	22	Westbrook, Oklahoma City vs. Phoenix 12/17
MOST BLOCKED SHOTS, GAME	8	three times, most recently by:
		Gobert, Utah at Indiana 3/20
MOST PERSONAL FOULS, SEASON	278	Cousins, Sacramento-New Orleans
MOST DISQUALIFICATIONS, SEASON	7	Cousins, Sacramento-New Orleans
		Len, Phoenix

## 2016-17 FINAL NBA TEAM HIGHS AND LOWS

MOST POINTS, GAME	149	Golden State vs. LA Lakers 11/23
FEWEST POINTS, GAME	64	Dallas vs. Memphis 11/18
HIGHEST FIELD GOAL PERCENTAGE, GAME	.640	Brooklyn at Philadelphia 4/4
LOWEST FIELD GOAL PERCENTAGE, GAME	.288	Dallas vs. Memphis 11/18
MOST FIELD GOALS MADE, GAME	57	Golden State vs. LA Clippers 1/28
FEWEST FIELD GOALS MADE, GAME	21	Dallas vs. Memphis 11/18
MOST FIELD GOAL ATTEMPTS, GAME	128	New York at Atlanta 1/29 (4 OT)
	109	Phoenix at Sacramento 4/11
FEWEST FIELD GOAL ATTEMPTS, GAME	62	Utah vs. Memphis 1/28
MOST 3-POINT FIELD GOALS MADE, GAME	25	Cleveland at Atlanta 3/3
MOST 3-POINT FIELD GOALS ATTEMPTED, GAME	61	Houston vs. New Orleans 12/16
MOST FREE THROWS MADE, GAME	42	Washington at Phoenix 3/7
FEWEST FREE THROWS MADE, GAME	2	Indiana at Charlotte 3/6
FEWEST FREE THROWS ATTEMPTED, GAME	3	Indiana at Charlotte 3/6
MOST REBOUNDS, GAME	67	Chicago at Portland 11/15
FEWEST REBOUNDS, GAME	25	four times, most recently by:
		Philadelphia at Oklahoma City 3/22
MOST ASSISTS, GAME	47	Golden State vs. LA Lakers 11/23
MOST STEALS, GAME	20	Houston vs. LA Lakers 12/7
MOST PERSONAL FOULS, GAME	39	New York at Atlanta 1/29 (4 OT)
	36	Phoenix vs. Denver 1/28
	8	four times, most recently by:
		Charlotte vs. Indiana 3/6
MOST BLOCKED SHOTS, GAME	15	San Antonio vs. Toronto 1/3
MOST TURNOVERS, GAME	29	Denver at Washington 12/8
FEWEST TURNOVERS, GAME	3	two times, most recently by:
		Portland vs. Utah 4/8



## FINAL NBA STATS, CONTINUED

## 2016-17 FINAL NBA LEADERS

## MINIMUMS FOR LEADERS

Scoring:	58 games	Blocked Shots:	58 games
Rebounding:	58 games	Minutes:	58 games
Field Goal Percentage:	300 field goals made	Asst/TO Ratio:	200 assists
Free Throw Percentage:	125 free throws made	Stls/TO Ratio:	82 steals
3-Pt. Field Goal Percentage:	82 3-pt. field goals made		
Assists:	58 games		
Steals:	58 games		

## SCORING AVERAGE

Player, Team	G	FG	FT	Pts.	Avg.
Westbrook, Oklahoma City	81	824	710	2558	31.6
Harden, Houston	81	674	746	2356	29.1
Thomas, Boston	76	682	590	2199	28.9
Davis, New Orleans	75	770	519	2099	28.0
DeRozan, Toronto	74	721	545	2020	27.3
Lillard, Portland	75	661	488	2024	27.0
Cousins, Sac.-New Orleans	72	647	517	1942	27.0
James, Cleveland	74	736	358	1954	26.4
Leonard, San Antonio	74	636	469	1888	25.5
Curry, Golden State	79	675	325	1999	25.3
Irving, Cleveland	72	671	297	1816	25.2
Towns, Minnesota	82	802	356	2061	25.1
Durant, Golden State	62	551	336	1555	25.1
Butler, Chicago	76	570	585	1816	23.9
George, Indiana	75	622	336	1775	23.7
Wiggins, Minnesota	82	709	412	1933	23.6
Walker, Charlotte	79	643	304	1830	23.2
Wall, Washington	78	647	422	1805	23.1
Beal, Washington	77	637	282	1779	23.1
McCollum, Portland	80	692	268	1837	23.0

## REBOUNDS PER GAME

Player, Team	G	Off	Def	Tot	Avg.
Whiteside, Miami	77	293	795	1088	14.1
Drummond, Detroit	81	345	770	1115	13.8
Jordan, LA Clippers	81	298	816	1114	13.8
Robert, Utah	81	314	721	1035	12.8
Howard, Atlanta	74	296	644	940	12.7
Towns, Minnesota	82	296	711	1007	12.3
Davis, New Orleans	75	172	712	884	11.8
Love, Cleveland	60	148	518	666	11.1
Cousins, Sac.-New Orleans	72	152	642	794	11.0
Westbrook, Oklahoma City	81	137	727	864	10.7
Vucevic, Orlando	75	176	603	779	10.4
Gortat, Washington	82	238	611	849	10.4
Jokic, Denver	73	212	506	718	9.8
Valanciunas, Toronto	80	226	533	759	9.5
Thompson, Cleveland	78	286	429	715	9.2
Antetokounmpo, Milwaukee	80	142	558	700	8.8
James, Cleveland	74	97	542	639	8.6
Randle, LA Lakers	74	151	486	637	8.6
Durant, Golden State	62	39	474	513	8.3
Randolph, Memphis	73	182	416	598	8.2

## ASSISTS PER GAME

Player, Team	G	Asst.	Avg.
Harden, Houston	81	907	11.2
Wall, Washington	78	831	10.7
Westbrook, Oklahoma City	81	840	10.4
Paul, LA Clippers	61	563	9.2
Rubio, Minnesota	75	692	9.1
James, Cleveland	74	646	8.7
Teague, Indiana	82	639	7.8
Holiday, New Orleans	67	488	7.3
Green, Golden State	76	533	7.0
Lowry, Toronto	60	417	7.0
Rondo, Chicago	69	461	6.7
Curry, Golden State	79	524	6.6
McConnell, Philadelphia	81	534	6.6
Payton, Orlando	82	529	6.5
Bledsoe, Phoenix	66	418	6.3
Schröder, Atlanta	79	499	6.3
Conley, Memphis	69	433	6.3
Batum, Charlotte	77	456	5.9
Thomas, Boston	76	448	5.9
Lillard, Portland	75	440	5.9

## FIELD GOAL PERCENTAGE

Player, Team	FG	FGA	Pct.
Jordan, LA Clippers	412	577	.714
Gobert, Utah	413	625	.661
Capela, Houston	362	563	.643
Howard, Atlanta	388	613	.633
Gortat, Washington	390	674	.579
Jokic, Denver	494	854	.578
Adams, Oklahoma City	374	655	.571
Whiteside, Miami	542	973	.557
Valanciunas, Toronto	391	702	.557
James, Cleveland	736	1344	.548
Kanter, Oklahoma City	402	737	.545
Towns, Minnesota	802	1480	.542
Durant, Golden State	551	1026	.537
Plumlee, Portland-Denver	334	623	.536
Monroe, Milwaukee	387	725	.534
Drummond, Detroit	483	911	.530
T. Young, Indiana	362	687	.527
Antetokounmpo, Milwaukee	656	1259	.521
Booker, Brooklyn	305	591	.516
Porter, Washington	414	803	.516

## FREE THROW PERCENTAGE

Player, Team	FT	FTA	Pct.
McCollum, Portland	268	294	.912
Thomas, Boston	590	649	.909
Irving, Cleveland	297	328	.905
Gallinari, Denver	349	387	.902
George, Indiana	336	374	.898
Curry, Golden State	325	362	.898
Lillard, Portland	488	545	.895
Bogdanovic, Brooklyn-Washington	217	243	.893
Belinelli, Charlotte	150	168	.893
Paul, LA Clippers	232	260	.892
Rubio, Minnesota	254	285	.891
Redick, LA Clippers	180	202	.891
Leonard, San Antonio	469	533	.880
L. Williams, LA Lakers-Houston	402	457	.880
Durant, Golden State	336	384	.875
Rose, New York	221	253	.874
Williams, Charlotte	131	150	.873
Love, Cleveland	257	295	.871
Teague, Indiana	360	415	.867
Butler, Chicago	585	676	.865

## 3-POINT FIELD GOAL PERCENTAGE

Player, Team	3FG	3FGA	Pct.
Korver, Atlanta-Cleveland	162	359	.451
Crabbe, Portland	134	302	.444
Ingles, Utah	123	279	.441
Porter, Washington	148	341	.434
Redick, LA Clippers	201	468	.429
Curry, Dallas	132	322	.425
McCollum, Portland	185	439	.421
Harris, Denver	107	255	.420
Babbitt, Miami	87	210	.414
Thompson, Golden State	268	647	.414
Mills, San Antonio	147	355	.414
Miles, Indiana	169	409	.413
Lowry, Toronto	193	468	.412
J. Johnson, Utah	106	258	.411
Curry, Golden State	324	789	.411
Paul, LA Clippers	124	302	.411
Frye, Cleveland	137	335	.409
Conley, Memphis	171	420	.407
Snell, Milwaukee	144	355	.406
Dragic, Miami	117	289	.405

## FINAL NBA STATS, CONTINUED

## 2016-17 FINAL NBA LEADERS

## STEALS PER GAME

Player, Team	G	Stl.	Avg.
Green, Golden State	76	154	2.03
Wall, Washington	78	157	2.01
Paul, LA Clippers	61	119	1.95
Covington, Philadelphia	67	127	1.90
Butler, Chicago	76	143	1.88
Ariza, Houston	80	147	1.84
Curry, Golden State	79	142	1.80
Leonard, San Antonio	74	133	1.80
Rubio, Minnesota	75	128	1.71
McConnell, Philadelphia	81	134	1.65
Antetokounmpo, Milwaukee	80	131	1.64
Westbrook, Oklahoma City	81	132	1.63
Allen, Memphis	71	115	1.62
George, Indiana	75	119	1.59
Smart, Boston	79	125	1.58
Sefolosha, Atlanta	62	96	1.55
Drummond, Detroit	81	124	1.53
T. Young, Indiana	74	113	1.53
Harden, Houston	81	121	1.49
Holiday, New Orleans	67	100	1.49

## ASSIST/TURNOVER RATIO - TEAM

Team	Asst.	TO	Ratio
Golden State	2491	1211	2.06
Charlotte	1891	942	2.01
Boston	2069	1088	1.90
Detroit	1732	973	1.78
San Antonio	1954	1101	1.77
New Orleans	1869	1054	1.77
Dallas	1705	972	1.75
LA Clippers	1848	1063	1.74
Milwaukee	1984	1145	1.73
Denver	2077	1226	1.69
Minnesota	1940	1150	1.69
Washington	1956	1162	1.68
Houston	2070	1240	1.67
Orlando	1820	1091	1.67
Chicago	1851	1112	1.66
Cleveland	1858	1121	1.66
Memphis	1744	1059	1.65
Indiana	1844	1130	1.63
Miami	1742	1102	1.58
New York	1786	1140	1.57
Portland	1733	1126	1.54
Sacramento	1844	1201	1.54
Atlanta	1938	1294	1.50
Utah	1651	1118	1.48
Toronto	1517	1041	1.46
Philadelphia	1949	1367	1.43
Oklahoma City	1721	1230	1.40
LA Lakers	1716	1243	1.38
Brooklyn	1756	1356	1.29
Phoenix	1604	1264	1.27

## ASSIST/TURNOVER RATIO - INDIVIDUAL

Player, Team	Asst.	TO	Ratio
Iguodala, Golden State	261	58	4.50
Paul, LA Clippers	563	147	3.83
Smith, Detroit	418	112	3.73
Rubio, Minnesota	682	195	3.50
McConnell, Philadelphia	534	159	3.36
Frazier, New Orleans	335	101	3.32
Parker, San Antonio	285	89	3.20
Jennings, New York-Washington	395	128	3.09
Nelson, Denver	385	128	3.01
Payton, Orlando	529	178	2.97

## BLOCKED SHOTS PER GAME

Player, Team	G	Blk	Avg.
Gobert, Utah	81	214	2.64
Davis, New Orleans	75	167	2.23
Turner, Indiana	81	173	2.14
Whiteside, Miami	77	162	2.10
Porzingis, New York	66	129	1.95
Antetokounmpo, Milwaukee	80	151	1.89
Jordan, LA Clippers	81	134	1.65
Lopez, Brooklyn	75	124	1.65
Durant, Golden State	62	99	1.60
Ibaka, Orlando-Toronto	79	124	1.57
Lopez, Chicago	81	117	1.44
Green, Golden State	76	106	1.39
Henson, Milwaukee	58	78	1.34
Gasol, Memphis	74	99	1.34
O'Quinn, New York	79	104	1.32
Cousins, Sacramento-New Orleans	72	93	1.29
Len, Phoenix	77	98	1.27
Horford, Boston	68	86	1.26
Towns, Minnesota	82	103	1.26
Howard, Atlanta	74	92	1.24

## STEALS/TURNOVER RATIO - TEAM

Team	Stl.	TO	Ratio
Toronto	677	1041	0.65
Golden State	785	1211	0.65
Dallas	614	972	0.63
Memphis	653	1059	0.62
Charlotte	571	942	0.61
New Orleans	638	1054	0.61
Washington	693	1162	0.60
San Antonio	655	1101	0.59
Indiana	669	1130	0.59
Detroit	574	973	0.59
Milwaukee	666	1145	0.58
Chicago	643	1112	0.58
LA Clippers	612	1063	0.58
Minnesota	654	1150	0.57
Boston	617	1088	0.57
LA Lakers	674	1243	0.54
Houston	670	1240	0.54
Miami	588	1102	0.53
Phoenix	673	1264	0.53
Orlando	580	1091	0.53
Oklahoma City	648	1230	0.53
Sacramento	627	1201	0.52
Atlanta	672	1294	0.52
New York	582	1140	0.51
Portland	574	1126	0.51
Philadelphia	692	1367	0.51
Utah	550	1118	0.49
Cleveland	539	1121	0.48
Denver	568	1226	0.46
Brooklyn	593	1356	0.44

## STEALS/TURNOVER RATIO - INDIVIDUAL

Player, Team	Stl.	TO	Ratio
Porter, Washington	116	44	2.64
Ariza, Houston	147	73	2.01
Roberson, Oklahoma City	94	51	1.84
Tucker, Phoenix-Toronto	116	66	1.76
Sefolosha, Atlanta	96	58	1.66
Nance, LA Lakers	82	56	1.46
Iguodala, Golden State	76	58	1.31
Ross, Toronto-Orlando	87	68	1.28
T. Young, Indiana	113	95	1.19
Allen, Memphis	115	100	1.15

## FINAL NBA STATS, CONTINUED

## MISCELLANEOUS STANDINGS

	Leading At Half	Trailing At Half	Leading After Third	Trailing After Third	Season Won-Lost
Atlanta	30-5	13-33	34-7	8-31	43-39
Boston	37-9	15-19	42-5	9-24	53-29
Brooklyn	16-17	4-43	13-6	6-54	20-62
Charlotte	24-12	11-32	25-14	10-30	36-46
Chicago	28-12	11-26	35-8	5-30	41-41
Cleveland	44-9	7-22	44-5	5-26	51-31
Dallas	21-11	11-37	25-8	7-40	33-49
Denver	30-9	8-29	38-7	2-32	40-42
Detroit	26-6	10-39	27-6	9-38	37-45
Golden State	50-6	15-8	62-3	5-9	67-15
Houston	43-7	9-19	50-8	5-18	55-27
Indiana	30-10	9-28	37-7	3-33	42-40
L.A. Clippers	44-12	6-18	45-8	4-22	51-31
L.A. Lakers	15-11	10-43	18-6	8-47	26-56
Memphis	30-10	10-29	33-6	7-33	43-39
Miami	28-9	8-30	32-3	8-35	41-41
Milwaukee	30-6	9-31	34-5	8-34	42-40
Minnesota	24-20	7-26	24-12	6-38	31-51
New Orleans	22-13	11-34	26-4	8-43	34-48
New York	19-14	12-36	23-9	7-41	31-51
Oklahoma City	34-8	9-25	33-4	13-31	47-35
Orlando	21-11	7-40	20-10	7-41	29-53
Philadelphia	16-16	10-34	22-14	5-38	28-54
Phoenix	17-16	6-42	18-8	4-50	24-58
Portland	30-15	11-24	31-9	9-30	41-41
Sacramento	15-12	14-37	21-9	10-40	32-50
San Antonio	37-8	22-12	49-5	9-16	61-21
Toronto	33-11	17-20	39-8	12-22	51-31
Utah	38-6	13-25	39-8	9-22	51-31
Washington	30-10	16-21	36-5	9-27	49-33

## TEAM STATISTICS

TEAM	G	FIELD GOALS MADE - ATT PCT	3-PT. FG'S MADE - ATT PCT	FREE THROWS MADE - ATT PCT	REBOUNDS OFF - DEF TOT	SCORING AST PF DQ STL TO BLK PTS AVG.
GSW	82	3532-7140 .495	982-2562 .383	1457-1850 .788	770-2873 3643	2491 1585 4 785 1211 555 9503 115.9
HOU	82	3305-7152 .462	1181-3306 .357	1667-2177 .766	892-2746 3638	2070 1634 5 670 1240 352 9458 115.3
DEN	82	3377-7194 .469	870-2365 .368	1537-1986 .774	966-2837 3803	2077 1567 3 568 1226 323 9161 111.7
CLE	82	3275-6963 .470	1067-2779 .384	1431-1913 .748	766-2822 3588	1858 1486 8 539 1121 329 9048 110.3
WAS	82	3388-7137 .475	756-2030 .372	1421-1812 .784	843-2671 3514	1956 1745 11 693 1162 337 8953 109.2
LAC	82	3242-6820 .475	841-2245 .375	1586-2128 .745	738-2789 3527	1848 1626 4 612 1063 348 8911 108.7
BOS	82	3168-6978 .454	985-2742 .359	1536-1903 .807	744-2698 3442	2069 1686 6 617 1088 340 8857 108.0
POR	82	3243-7060 .459	852-2273 .375	1513-1940 .780	830-2750 3580	1733 1736 15 574 1126 408 8851 107.9
PHO	82	3270-7260 .450	615-1854 .332	1676-2159 .776	976-2712 3688	1604 2030 20 673 1264 399 8831 107.7
TOR	82	3211-6918 .464	725-1996 .363	1675-2028 .796	871-2676 3547	1517 1708 6 647 1041 400 8762 106.9
OKC	82	3237-7169 .452	692-2116 .327	1575-2113 .745	1002-2821 3823	1721 1715 6 648 1230 408 8741 106.6
BKN	82	3102-6987 .444	877-2591 .338	1592-2020 .788	721-2879 3600	1756 1726 8 593 1356 388 8673 105.8
MIN	82	3235-6923 .467	601-1724 .349	1586-1986 .799	938-2540 3478	1940 1646 9 654 1110 370 8657 105.6
SAS	82	3222-6864 .469	753-1927 .391	1440-1806 .797	821-2777 3598	1954 1498 2 655 1101 484 8637 105.3
IND	82	3221-6931 .465	709-1885 .376	1467-1811 .810	742-2702 3444	1844 1597 7 669 1130 411 8618 105.1
CHA	82	3093-7000 .442	824-2347 .351	1591-1953 .815	721-2853 3574	1891 1360 7 571 942 390 8601 104.9
LAL	82	3224-7164 .450	730-2110 .346	1397-1853 .754	933-2636 3569	1716 1698 7 674 1243 320 8575 104.6
NYK	82	3244-7253 .447	704-2022 .348	1364-1731 .788	983-2722 3705	1786 1668 13 582 1140 453 8556 104.3
NOP	82	3210-7130 .450	768-2196 .350	1368-1825 .750	703-2879 3582	1869 1490 5 638 1054 453 8556 104.3
MIL	82	3182-6714 .474	720-1947 .370	1413-1839 .768	722-2589 3311	1984 1660 7 666 1145 437 8497 103.6
MIA	82	3202-7037 .455	808-2213 .365	1248-1768 .706	872-2705 3577	1742 1680 7 588 1102 472 8460 103.2
ATL	82	3123-6918 .451	729-2137 .341	1484-2039 .728	842-2793 3635	1938 1491 5 672 1294 397 8459 103.2
CHI	82	3169-7141 .444	623-1831 .340	1474-1848 .798	999-2797 3796	1851 1455 4 643 1112 393 8435 102.9
SAC	82	3105-6734 .461	737-1960 .376	1483-1913 .775	715-2652 3367	1844 1667 9 627 1201 325 8430 102.8
PHI	82	3088-6990 .442	831-2443 .340	1393-1806 .771	807-2706 3513	1949 1793 10 692 1367 417 8400 102.4
DET	82	3269-7282 .449	631-1914 .330	1140-1586 .719	908-2838 3746	1732 1467 4 574 973 310 8309 101.3
ORL	82	3139-7133 .440	791-2139 .328	1309-1753 .747	807-2734 3541	1820 1584 5 580 1091 396 8288 101.1
UTA	82	3033-6515 .466	791-2128 .372	1401-1875 .747	771-2774 3545	1651 1545 7 550 1118 410 8258 100.7
MEM	82	2984-6854 .435	767-2169 .354	1504-1918 .784	886-2621 3507	1744 1840 15 653 1059 344 8239 100.5
DAL	82	2968-6750 .440	878-2473 .355	1215-1516 .801	647-2516 3163	1705 1567 8 614 972 307 8029 97.9

## FINAL NBA STATS, CONTINUED

## OPPONENTS' STATISTICS

TEAM	FIELD GOALS MADE - ATT PCT	3-PT. FG'S MADE - ATT PCT	FREE THROWS MADE - ATT PCT	REBOUNDS OFF - DEF TOT	SCORING AST PF DQ STL TO BLK PTS AVG. DIFF.
UTA	2978-6723 .443	671-1874 .358	1308-1701 .769	742-2554 3296	1463 1655 7 598 995 312 7935 96.8 + 3.9
SAS	3032-6840 .443	668-1943 .344	1315-1705 .771	800-2800 3400	1757 1623 3 614 1184 333 8047 98.1 + 7.2
MEM	2864-6465 .443	813-2299 .354	1658-2202 .753	761-2692 3453	1645 1708 10 574 1171 410 8199 100.0 + 0.5
DAL	3035-6477 .469	788-2074 .380	1411-1827 .772	727-2923 3650	1743 1591 6 535 1226 280 8269 100.8 - 2.9
MIA	3108-6904 .450	639-1864 .343	1518-1940 .782	837-2737 3574	1611 1530 5 556 1121 400 8373 102.1 + 1.1
CHI	3236-7099 .456	731-2121 .345	1197-1555 .770	843-2698 3541	1939 1541 6 602 1099 378 8400 102.4 + 0.4
DET	3144-6830 .460	767-2098 .366	1346-1726 .780	656-2860 3516	1929 1434 3 551 1046 341 8401 102.5 - 1.1
TOR	3052-6801 .449	794-2240 .354	1519-1948 .780	831-2620 3451	1786 1666 5 547 1200 392 8417 102.6 + 4.2
MIL	3116-6802 .458	816-2312 .353	1464-1900 .771	845-2636 3481	1974 1579 6 609 1205 375 8512 103.8 - 0.2
ATL	3178-7155 .444	893-2502 .357	1280-1658 .772	876-2722 3598	1919 1768 14 738 1262 424 8529 104.0 - 0.9
GSW	3181-7311 .435	737-2277 .324	1450-1905 .761	963-2604 3567	1862 1588 4 705 1272 313 8549 104.3 +11.6
LAC	3163-6999 .452	753-2154 .350	1480-1917 .772	837-2700 3537	1891 1835 12 577 1084 258 8559 104.4 + 4.3
CHA	3237-7091 .456	950-2577 .369	1161-1496 .776	731-2909 3640	2012 1631 6 539 1071 451 8585 104.7 + 0.2
IND	3115-6909 .451	849-2389 .355	1557-1974 .789	879-2751 3630	1832 1599 8 661 1225 407 8636 105.3 - 0.2
BOS	3168-7035 .450	735-2213 .332	1570-2042 .769	883-2769 3652	1851 1664 10 623 1141 426 8641 105.4 + 2.6
OKC	3215-6998 .459	724-2036 .356	1525-1996 .764	750-2583 3333	1758 1697 9 698 1129 450 8679 105.8 + 0.8
NOP	3286-7299 .450	863-2445 .353	1293-1697 .762	872-3091 3963	1921 1581 10 603 1144 348 8728 106.4 - 2.1
SAC	3153-6824 .462	896-2462 .364	1546-1988 .778	826-2689 3515	1941 1646 10 694 1145 420 8748 106.7 - 3.9
MIN	3246-6829 .475	811-2213 .366	1445-1881 .768	806-2508 3314	1896 1681 6 629 1169 413 8748 106.7 - 1.1
CLE	3333-7284 .458	850-2353 .361	1271-1644 .773	902-2724 3626	2024 1690 5 598 1033 352 8787 107.2 + 3.2
WAS	3253-6978 .466	810-2224 .364	1450-1905 .761	868-2661 3529	1870 1621 12 606 1257 377 8805 107.4 + 1.8
ORL	3304-7081 .467	794-2160 .368	1425-1860 .766	799-2934 3733	1936 1532 9 622 1069 420 8827 107.6 - 6.6
NYK	3259-7161 .455	806-2313 .348	1533-1988 .771	953-2715 3668	1786 1516 6 615 1061 374 8857 108.0 - 3.7
PHI	3244-7040 .461	729-2044 .357	1505-2135 .773	886-2801 3687	1859 1610 6 705 1242 445 8867 108.1 - 5.7
POR	3213-7069 .455	762-2058 .370	1706-2173 .785	830-2778 3608	1688 1624 4 633 1052 431 8894 108.5 - 0.5
HOU	3375-7286 .463	820-2389 .343	1415-1819 .778	878-2735 3613	1979 1674 11 697 1235 409 8985 109.6 + 5.8
DEN	3454-7248 .477	808-2153 .375	1403-1794 .782	770-2576 3346	1972 1653 11 681 982 404 9119 111.2 + 0.5
LAL	3405-7054 .483	830-2246 .370	1499-1966 .762	843-2801 3644	2110 1520 9 698 1188 441 9139 111.5 - 6.9
BKN	3414-7449 .458	816-2232 .366	1581-2049 .772	902-2965 3867	1888 1671 9 780 1092 457 9225 112.5 - 6.7
PHO	3300-7070 .467	825-2159 .382	1868-2387 .783	840-2772 3612	1818 1822 5 663 1222 435 9293 113.3 - 5.6

## TEAM COMPARISONS

	POINTS PER GAME		FIELD GOAL PERCENTAGE		TURNOVERS PER GAME		REBOUND PERCENTAGES			BELOW 100 PTS.		OVERTIME GAMES		DECIDED 3 PTS. OR LESS		DECIDED 10 PTS. OR MORE	
TEAM	OWN	OPP	OWN	OPP	OWN	OPP	OFF	DEF	TOT	OWN	OPP	W	L	W	L	W	L
ATL	103.2	104.0	.451	.444	15.8	15.4	.236	.761	.499	34	31	5	0	7	8	17	21
BOS	108.0	105.4	.454	.450	13.3	13.9	.212	.753	.483	18	23	2	1	7	6	17	11
BKN	105.8	112.5	.444	.458	16.5	13.3	.196	.761	.479	28	10	1	1	3	6	9	30
CHA	104.9	104.7	.442	.456	*11.5	13.1	.199	.796	.497	26	24	0	6	0	9	19	18
CHI	102.9	102.4	.444	.456	13.6	13.4	.270	.768	.519	34	32	2	2	5	6	17	23
CLE	110.3	107.2	.470	.458	13.7	12.6	.219	.758	.489	20	21	3	4	3	4	25	15
DAL	97.9	100.8	.440	.469	11.9	15.0	.181	.776	.479	47	40	2	2	4	6	14	26
DEN	111.7	111.2	.469	.477	15.0	12.0	.273	.787	.530	13	12	0	3	5	10	24	19
DET	101.3	102.5	.449	.460	11.9	12.8	.241	.812	.527	35	36	3	1	5	7	23	26
GSW	*115.9	104.3	*.495	*.435	14.8	*15.5	.228	.749	.489	6	28	0	3	3	4	48	6
HOU	115.3	109.6	.462	.463	15.1	15.1	.246	.758	.502	5	18	3	0	8	3	30	11
IND	105.1	105.3	.465	.451	13.8	14.9	.212	.755	.483	24	27	4	2	4	2	23	19
LAC	108.7	104.4	.475	.452	13.0	13.2	.215	.769	.492	20	32	1	1	3	6	33	14
LAL	104.6	111.5	.450	.483	15.2	14.5	.250	.758	.504	28	15	1	0	2	4	14	31
MEM	100.5	100.0	.435	.443	12.9	14.3	.248	.775	.511	34	41	5	2	7	5	17	20
MIA	103.2	102.1	.455	.450	13.4	13.7	.242	.764	.503	33	37	2	1	8	6	19	13
MIL	103.6	103.8	.474	.458	14.0	14.7	.215	.754	.484	31	28	1	3	8	2	21	22
MIN	105.6	106.7	.467	.475	14.0	14.3	.272	.759	.516	24	23	2	3	7	10	18	19
NOP	104.3	106.4	.450	.450	12.9	14.0	.185	.768	.476	27	29	3	5	7	6	17	22
NYK	104.3	108.0	.447	.455	13.9	12.9	.266	.741	.503	25	15	1	3	7	10	10	25
OKC	106.6	105.8	.452	.459	15.0	13.8	*.279	.790	*.535	22	26	4	1	12	7	23	21
ORL	101.1	107.6	.440	.467	13.3	13.0	.216	.774	.495	37	21	2	2	5	5	10	32
PHI	102.4	108.1	.442	.461	16.7	15.1	.224	.753	.489	34	15	1	4	9	8	7	29
PHO	107.7	113.3	.450	.467	15.4	14.9	.260	.764	.512	18	11	3	3	9	5	7	32
POR	107.9	108.5	.459	.455	13.7	12.8	.230	.768	.499	19	21	4	5	7	11	18	16
SAC	102.8	106.7	.461	.462	14.6	14.0	.210	.763	.486	36	19	2	6	10	6	9	27
SAS	105.3	98.1	.469	.443	13.4	14.4	.240	.776	.508	23	44	4	1	8	5	30	8
TOR	106.9	102.6	.464	.449	12.7	14.6	.249	.763	.506	24	29	3	1	8	7	26	8
UTA	100.7	*96.8	.466	.443	13.6	12.1	.232	.789	.510	32	42	2	1	4	4	23	10
WAS	109.2	107.4	.475	.466	14.2	15.3	.241	.755	.498	12	19	4	3	9	6	18	12

## 2017 NBA DRAFT

## FIRST ROUND

	TEAM	NAME	COLLEGE/PRIOR COUNTRY PLAYED
1.	Philadelphia	Markelle Fultz	Washington
2.	LA Lakers	Lonzo Ball	UCLA
3.	Boston	Jayson Tatum	Duke
4.	Phoenix	Josh Jackson	Kansas
5.	Sacramento	De'Aaron Fox	Kentucky
6.	Orlando	Jonathan Isaac	Florida State
7.	Minnesota (traded to CHI)	Lauri Markkanen	Arizona
8.	New York	Frank Ntilikina	Strasbourg (France)
9.	Dallas	Dennis Smith	N.C. State
10.	Sacramento (traded to POR)	Zach Collins	Gonzaga
11.	Charlotte	Malik Monk	Kentucky
12.	Detroit	Luke Kennard	Duke
13.	Denver (traded to UTA)	Donovan Mitchell	Louisville
14.	Miami	Bam Adebayo	Kentucky
15.	Portland (traded to SAC)	Justin Jackson	North Carolina
16.	Chicago (traded to MIN)	Justin Patton	Creighton
17.	Milwaukee	D.J. Wilson	Michigan
18.	Indiana	T.J. Leaf	UCLA
19.	Atlanta	John Collins	Wake Forest
20.	Portland (traded to SAC)	Harry Giles	Duke
21.	Oklahoma City	Terrance Ferguson	Adelaide 36ers (Australia)
22.	Brooklyn	Jarrett Allen	Texas
23.	Toronto	OG Anunoby	Indiana
24.	Utah (traded to DEN)	Tyler Lydon	Syracuse
25.	Orlando (traded to PHI)	Anzejs Pasecniks	Gran Canaria (Spain)
26.	Portland	Caleb Swanigan	Purdue
27.	Brooklyn (traded to LAL)	Kyle Kuzma	Utah
28.	LA Lakers (traded to UTA)	Tony Bradley	North Carolina
29.	San Antonio	Derrick White	Colorado
30.	Utah (traded to LAL)	Josh Hart	Villanova

## SECOND ROUND

	TEAM	NAME	COLLEGE/PRIOR COUNTRY PLAYED
31.	Charlotte (traded to NOP)	Frank Jackson	Duke
32.	Phoenix	Davon Reed	Miami
33.	Orlando	Wesley Iwundu	Kansas State
34.	Sacramento	Frank Mason	Kansas
35.	Orlando (traded to MEM)	Ivan Rabb	California
36.	Philadelphia	Jonah Bolden	Beograd (Serbia)
37.	Boston	Semi Ojeleye	SMU
38.	Chicago (traded to GSW)	Jordan Bell	Oregon
39.	Philadelphia	Jawun Evans	Oklahoma State
40.	New Orleans (traded to CHA)	Dwayne Bacon	Florida State
41.	Atlanta	Tyler Dorsey	Oregon
42.	Utah (traded to LAL)	Thomas Bryant	Indiana
43.	Houston	Isaiah Hartenstein	Zalgiris Kaunas (Lithuania)
44.	New York	Damyan Dotson	Houston
45.	Houston (traded to MEM)	Dillon Brooks	Oregon
46.	Philadelphia	Sterling Brown	SMU
47.	Indiana	Ike Anibogu	UCLA
48.	Milwaukee (traded to LAC)	Sindarius Thornwell	South Carolina
49.	Denver	Vlatko Cancar	Mega Leks (Serbia)
50.	Philadelphia	Mathias Lessort	Nanterre 92 (France)
51.	Denver	Monte Morris	Iowa State
52.	New Orleans (traded to IND)	Edmond Sumner	Xavier
53.	Boston	Kadeem Allen	Arizona
54.	Phoenix	Alec Peters	Valparaiso
55.	Utah	Nigel Williams-Goss	Gonzaga
56.	Boston	Jabari Bird	California
57.	Brooklyn	Aleksandar Vezencov	Barcelona Lassa (Spain)
58.	New York	Ognjen Jaramaz	Mega Leks (Serbia)
59.	San Antonio	Jaron Blossomgame	Clemson
60.	Atlanta	Alpha Kaba	Mega Leks (Serbia)

## PAST NBA CHAMPIONS

Season	Champions	Eastern	W-L	Western	W-L
46-47	Philadelphia	Washington	49-11	Chicago	39-22
47-48	Baltimore	Philadelphia	27-21	St. Louis	29-19
48-49	Minneapolis	Washington	38-22	Rochester	45-15

Season	Champions	Eastern	W-L	Western	W-L	Central	W-L
49-50	Minneapolis	Syracuse	51-13	Indianapolis	39-25	Minneapolis	51-17
						Rochester	51-17

Season	Champions	Eastern	W-L	Western	W-L
50-51	Rochester	Philadelphia	40-26	Minneapolis	44-24
51-52	Minneapolis	Syracuse	40-26	Rochester	41-25
52-53	Minneapolis	N.Y. Knicks	47-23	Minneapolis	48-22
53-54	Minneapolis	N.Y. Knicks	44-28	Minneapolis	46-26
54-55	Syracuse	Syracuse	43-29	Fort Wayne	43-29
55-56	Philadelphia	Philadelphia	45-27	Fort Wayne	37-35
56-57	Boston	Boston	44-28	St. Louis	34-38

Season	Champions	Eastern	W-L	Western	W-L
57-58	St. Louis	Boston	49-23	St. Louis	41-31
58-59	Boston	Boston	52-20	St. Louis	49-23
59-60	Boston	Boston	59-19	St. Louis	46-29
60-61	Boston	Boston	57-20	St. Louis	51-28
61-62	Boston	Boston	60-02	Los Angeles	54-26
62-63	Boston	Boston	58-22	Los Angeles	53-27
63-64	Boston	Boston	59-21	San Francisco	48-32
64-65	Boston	Boston	62-18	Los Angeles	49-31
65-66	Boston	Philadelphia	55-25	Los Angeles	45-35
66-67	Philadelphia	Philadelphia	68-13	San Francisco	44-37
67-68	Boston	Philadelphia	62-20	St. Louis	54-26
68-69	Boston	Baltimore	57-25	Los Angeles	55-27
69-70	N.Y. Knicks	N.Y. Knicks	60-22	Atlanta	48-34

Season	Champions	Atlantic	W-L	Central	W-L	Midwest	W-L	Pacific	W-L
70-71	Milwaukee	N.Y. Knicks	52-30	Baltimore	42-40	Milwaukee	66-16	Los Angeles	48-34
71-72	LA Lakers	Boston	56-26	Baltimore	38-44	Milwaukee	63-19	Los Angeles	69-13
72-73	N.Y. Knicks	Boston	68-14	Baltimore	52-20	Milwaukee	60-20	Los Angeles	60-22
73-74	Boston	Boston	56-26	Capital	47-35	Milwaukee	59-23	Los Angeles	47-35
74-75	Golden State	Boston	60-22	Washington	47-35	Chicago	47-35	Golden State	48-34
75-76	Boston	Boston	54-28	Cleveland	49-33	Milwaukee	38-44	Golden State	59-23
76-77	Portland	Philadelphia	50-32	Houston	49-33	Denver	50-32	Los Angeles	53-29
77-78	Washington	Philadelphia	55-27	San Antonio	52-30	Denver	48-34	Portland	53-24
78-79	Seattle	Washington	54-28	San Antonio	48-34	Kansas City	48-34	Seattle	53-30
79-80	LA Lakers	Boston	61-21	Atlanta	50-32	Milwaukee	49-33	Los Angeles	60-22
80-81	Boston	Boston	62-20	Milwaukee	60-22	San Antonio	50-32	Phoenix	57-25
81-82	LA Lakers	Boston	63-19	Milwaukee	55-27	San Antonio	48-34	Los Angeles	57-25
82-83	Philadelphia	Philadelphia	65-17	Milwaukee	51-31	San Antonio	53-29	Los Angeles	56-24
83-84	Boston	Boston	62-20	Milwaukee	50-32	Utah	45-37	Los Angeles	54-28
84-85	LA Lakers	Boston	63-19	Milwaukee	59-23	Denver	52-30	LA Lakers	62-20
85-86	Boston	Boston	67-15	Milwaukee	57-25	Houston	51-31	LA Lakers	62-20
86-87	LA Lakers	Boston	59-23	Atlanta	57-25	Dallas	55-27	LA Lakers	65-17
87-88	LA Lakers	Boston	57-25	Detroit	54-28	Denver	54-28	LA Lakers	62-20
88-89	N.Y. Knicks	Detroit	52-30	Orlando	54-28	Utah	51-31	LA Lakers	57-25
89-90	Detroit	Philadelphia	53-29	Detroit	59-23	San Antonio	56-26	LA Lakers	63-19
90-91	Chicago	Boston	56-26	Chicago	61-21	San Antonio	55-27	Portland	63-19
91-92	Chicago	Boston	51-31	Chicago	67-15	Utah	55-27	Portland	57-25
92-93	Chicago	N.Y. Knicks	60-22	Chicago	57-25	Houston	55-27	Phoenix	62-20
93-94	Houston	N.Y. Knicks	57-25	Atlanta	57-25	Houston	58-24	Phoenix	63-19
94-95	Houston	Orlando	57-25	Indiana	52-30	San Antonio	62-20	Phoenix	59-23
95-96	Chicago	Orlando	60-22	Chicago	72-10	San Antonio	59-23	Seattle	64-18
96-97	Chicago	Miami	61-21	Chicago	69-13	Utah	64-18	Seattle	57-25
97-98	Chicago	Miami	55-27	Chicago	62-20	Utah	62-20	Seattle	61-21
98-99	San Antonio	New York	27-23	Indiana	33-17	San Antonio	37-13	Portland	35-15
99-00	LA Lakers	Miami	52-30	Indiana	56-26	Utah	55-27	LA Lakers	67-15
00-01	LA Lakers	Philadelphia	56-26	Milwaukee	52-30	San Antonio	58-24	LA Lakers	56-26
01-02	LA Lakers	New Jersey	52-30	Detroit	50-32	San Antonio	58-24	Sacramento	61-21
02-03	San Antonio	New Jersey	49-33	Detroit	50-32	San Antonio	60-22	Sacramento	59-23
03-04	Detroit	New Jersey	47-35	Indiana	61-21	Minnesota	58-24	LA Lakers	56-26

Season	Champions	Atlantic	Central	Southeast	Southwest	Northwest	Pacific
04-05	San Antonio	Boston (45-37)	Detroit (54-28)	Miami (59-23)	San Antonio (59-23)	Seattle (52-30)	Phoenix (62-20)
05-06	Miami	New Jersey (49-33)	Detroit (64-18)	Miami (52-30)	San Antonio (63-19)	Denver (44-38)	Phoenix (54-28)
06-07	San Antonio	Toronto (47-35)	Detroit (53-29)	Miami (44-38)	Dallas (67-15)	Utah (51-31)	Phoenix (61-21)
07-08	Boston	Boston (66-16)	Detroit (59-23)	Orlando (52-30)	New Orleans (56-26)	LA Lakers (57-25)	LA Lakers (65-17)
08-09	LA Lakers	LA Lakers (66-16)	Orlando (54-28)	San Antonio (54-28)	San Antonio (54-28)	Denver (64-28)	LA Lakers (65-17)
09-10	LA Lakers	Boston (50-32)	Cleveland (61-21)	Orlando (59-23)	Dallas (55-27)	Denver (53-29)	LA Lakers (67-25)
10-11	Dallas	Boston (56-26)	Chicago (62-20)	San Antonio (61-21)	San Antonio (61-21)	Oklahoma City (55-27)	LA Lakers (67-25)
11-12	Miami	Boston (39-27)	Chicago (50-16)	Miami (46-20)	San Antonio (50-16)	Oklahoma City (47-19)	LA Lakers (41-25)
12-13	Miami	New York (54-28)	Indiana (49-32)	Miami (66-16)	San Antonio (58-24)	Oklahoma City (60-22)	LA Clippers (56-26)
13-14	San Antonio	Toronto (48-34)	Indiana (56-26)	Miami (54-28)	San Antonio (62-20)	Oklahoma City (59-23)	LA Clippers (57-25)
14-15	Golden State	Toronto (49-33)	Cleveland (53-29)	Atlanta (60-22)	Houston (56-26)	Portland (51-31)	Golden State (67-15)
15-16	Cleveland	Toronto (56-26)	Cleveland (48-34)	Atlanta (60-22)	San Antonio (67-15)	Oklahoma City (55-27)	Golden State (73-9)
16-17	Golden State	Boston (53-29)	Cleveland (51-31)	Washington (49-33)	San Antonio (61-21)	Utah (51-31)	Golden State (67-15)

## PAST ABA CHAMPIONS

Season	Champions	Eastern	W-L	Western	W-L	Season	Champions
67-68	Pittsburgh	Pittsburgh	54-24	New Orleans	48-30	75-76	N.Y. Nets
68-69	Oakland	Indiana	44-34	Oakland	60-18		
69-70	Indiana	Indiana	59-25	Denver	51-33	Overall	W-L
70-71	Utah	Virginia	55-29	Indiana	58-26		
71-72	Indiana	Kentucky	68-16	Utah	60-24	Denver	60-24
72-73	Indiana	Carolina	57-27	Utah	55-29		
73-74	N.Y. Nets	N.Y. Nets	55-29	Utah	51-33		
74-75	Kentucky	Kentucky	58-26	Denver	65-19		





## ALL-TIME NBA AWARD WINNERS

## ROOKIE OF THE YEAR

Season	Player	Team	Season	Player	Team
1952-53	Don Meineke	Fort Wayne	1985-86	Patrick Ewing	New York
1953-54	Ray Felix	Baltimore	1986-87	Chuck Person	Indiana
1954-55	Bob Pettit	Milwaukee	1987-88	Mark Jackson	New York
1955-56	Maurice Stokes	Rochester	1988-89	Mitch Richmond	Golden State
1956-57	Tom Heinsohn	Boston	1989-90	Dave Robinson	San Antonio
1957-58	Woody Saunders	Philadelphia	1990-91	Derrick Coleman	New Jersey
1958-59	Elgin Baylor	Minneapolis	1991-92	Larry Johnson	Charlotte
1959-60	Wilt Chamberlain	Philadelphia	1992-93	Shaquille O'Neal	Orlando
1960-61	Oscar Robertson	Cincinnati	1993-94	Chris Webber	Golden State
1961-62	Walt Bellamy	Chicago	1994-95	Grant Hill	Detroit
1962-63	Terry Dischinger	Chicago	1995-96	Jason Kidd	Dallas
1963-64	Jerry Lucas	Cincinnati	1996-97	Damon Stoudamire	Toronto
1964-65	Willis Reed	New York	1997-98	Allen Iverson	Philadelphia
1965-66	Rick Barry	San Francisco	1998-99	Tim Duncan	San Antonio
1966-67	Dave Bing	Detroit	1999-00	Vinca Carter	Toronto
1967-68	Earl Monroe	Baltimore	2000-01	Elton Brand	Chicago
1968-69	Wes Unseld	Baltimore	2001-02	Steve Francis	Houston
1969-70	Kareem Abdul-Jabbar	Milwaukee	2002-03	Mike Miller	Orlando
1970-71	Geoff Petrie	Portland	2003-04	Pau Gasol	Memphis
1971-72	Dave Cowens	Boston	2004-05	Amare Stoudamire	Phoenix
1972-73	Bob McAdoo	Buffalo	2005-06	LeBron James	Cleveland
1973-74	Ernie DiGregorio	Buffalo	2006-07	Emeka Okafor	Charlotte
1974-75	Keith Wilkes	Golden State	2007-08	Chris Paul	New Orleans/Oklahoma City
1975-76	Alvan Adams	Phoenix	2008-09	Brandon Roy	Portland
1976-77	Adrian Dantley	Phoenix	2009-10	Kevin Durant	Seattle
1977-78	Walter Davis	Phoenix	2010-11	Derrick Rose	Chicago
1978-79	Phil Ford	Kansas City	2011-12	Tyke Evans	Sacramento
1979-80	Larry Bird	Boston	2012-13	Blake Griffin	LA Clippers
1980-81	Darrell Griffith	Utah	2013-14	Kyrie Irving	Cleveland
1981-82	Buck Williams	New Jersey	2014-15	Damian Lillard	Portland
1982-83	Terry Cummings	San Diego	2015-16	Michael Carter-Williams	Philadelphia
1983-84	Ralph Sampson	Houston	2016-17	Andrew Wiggins	Minnesota
1984-85	Michael Jordan	Chicago		Karl-Anthony Towns	Minnesota
				Malcolm Brogdon	Milwaukee

## MOST VALUABLE PLAYER

Season	Player	Team	Season	Player	Team
1955-56	Bob Pettit	St. Louis	1985-86	Earvin Johnson	LA Lakers
1956-57	Bob Cousy	Boston	1987-88	Michael Jordan	Chicago
1957-58	Bill Russell	Boston	1988-89	Earvin Johnson	LA Lakers
1958-59	Bob Pettit	St. Louis	1989-90	Earvin Johnson	LA Lakers
1959-60	Wilt Chamberlain	Philadelphia	1990-91	Michael Jordan	Chicago
1960-61	Bill Russell	Boston	1991-92	Michael Jordan	Chicago
1961-62	Bill Russell	Boston	1992-93	Charles Barkley	Phoenix
1962-63	Bill Russell	Boston	1993-94	Hakeem Olajuwon	Houston
1963-64	Oscar Robertson	Cincinnati	1994-95	Dave Robinson	San Antonio
1964-65	Bill Russell	Boston	1995-96	Michael Jordan	Chicago
1965-66	Wilt Chamberlain	Philadelphia	1996-97	Karl Malone	Utah
1966-67	Wilt Chamberlain	Philadelphia	1997-98	Michael Jordan	Chicago
1967-68	Wilt Chamberlain	Philadelphia	1998-99	Karl Malone	Utah
1968-69	Wes Unseld	Baltimore	1999-00	Shaquille O'Neal	LA Lakers
1969-70	Willis Reed	New York	2000-01	Allen Iverson	Philadelphia
1970-71	Kareem Abdul-Jabbar	Milwaukee	2001-02	Tim Duncan	San Antonio
1971-72	Kareem Abdul-Jabbar	Milwaukee	2002-03	Tim Duncan	San Antonio
1972-73	Dave Cowens	Boston	2003-04	Kevin Garnett	Minnesota
1973-74	Kareem Abdul-Jabbar	Milwaukee	2004-05	Steve Nash	Phoenix
1974-75	Bob McAdoo	Buffalo	2005-06	Steve Nash	Phoenix
1975-76	Kareem Abdul-Jabbar	LA Lakers	2006-07	Dirk Nowitzki	Dallas
1976-77	Kareem Abdul-Jabbar	LA Lakers	2007-08	Kobe Bryant	LA Lakers
1977-78	Bill Walton	Portland	2008-09	LeBron James	Cleveland
1978-79	Moses Malone	Houston	2009-10	LeBron James	Cleveland
1979-80	Kareem Abdul-Jabbar	LA Lakers	2010-11	Derrick Rose	Chicago
1980-81	Julius Erving	Philadelphia	2011-12	LeBron James	Miami
1981-82	Moses Malone	Houston	2012-13	LeBron James	Miami
1982-83	Moses Malone	Philadelphia	2013-14	Kevin Durant	Oklahoma City
1983-84	Larry Bird	Boston	2014-15	Stephen Curry	Golden State
1984-85	Larry Bird	Boston	2015-16	Stephen Curry	Golden State
1985-86	Larry Bird	Boston	2016-17	Russell Westbrook	Oklahoma City

## COACH OF THE YEAR

Season	Player	Team	Season	Player	Team
1982-83	Harry Gallatin	St. Louis	1990-91	Don Chaney	Houston
1983-84	Alex Hannum	San Francisco	1991-92	Don Nelson	Golden State
1984-85	Red Auerbach	Boston	1992-93	Pat Riley	New York
1985-86	Dolph Schayes	Philadelphia	1993-94	Lenny Wilkens	Atlanta
1986-87	Johnny Kerr	Chicago	1994-95	Del Harris	LA Lakers
1987-88	Richie Guerin	St. Louis	1995-96	Phil Jackson	Chicago
1988-89	Gene Shue	Baltimore	1996-97	Pat Riley	Miami
1989-90	Red Holzman	New York	1997-98	Larry Bird	Indiana
1990-91	Dick Motta	Chicago	1998-99	Mike Dunleavy	Portland
1991-92	Bill Sharman	LA Lakers	1999-00	Doc Rivers	Orlando
1992-93	Tom Heinsohn	Boston	2000-01	Larry Brown	Philadelphia
1993-94	Ray Scott	Detroit	2001-02	Rick Carlisle	Detroit
1994-95	Phil Johnson	Kansas City	2002-03	Gregg Popovich	San Antonio
1995-96	Bill Fitch	Cleveland	2003-04	Hubie Brown	Memphis
1996-97	Tom Nissole	Houston	2004-05	Mike D'Antoni	Phoenix
1997-98	Hubie Brown	Atlanta	2005-06	Avery Johnson	Dallas
1998-99	Cotton Fitzsimmons	Kansas City	2006-07	Sam Mitchell	Toronto
1999-00	Bill Fitch	Boston	2007-08	Byron Scott	New Orleans
2000-01	Jack McKinney	Indiana	2008-09	Mike Brown	Cleveland
2001-02	Gene Shue	Washington	2009-10	Scott Brooks	Oklahoma City
2002-03	Don Nelson	Milwaukee	2010-11	Tom Thibodeau	Chicago
2003-04	Frank Layden	Utah	2011-12	Gregg Popovich	San Antonio
2004-05	Don Nelson	Milwaukee	2012-13	George Karl	Denver
2005-06	Mike Fratello	Atlanta	2013-14	Gregg Popovich	San Antonio
2006-07	Mike Schuler	Portland	2014-15	Mike Budenholzer	Atlanta
2007-08	Doug Moe	Denver	2015-16	Steve Kerr	Golden State
2008-09	Cotton Fitzsimmons	Phoenix	2016-17	Mike D'Antoni	Houston
2009-10	Pat Riley	LA Lakers			

## ALL-TIME NBA LEADERS

## SCORING

Season	Player	Team	PPG	Season	Player	Team	PPG
1946-47	Joe Fulks	Philadelphia	23.2	1981-82	George Gervin	San Antonio	32.3
1947-48	Max Zaslofsky	Chicago	21.0	1982-83	Alex English	Denver	28.4
1948-49	George Mikan	Minneapolis	28.3	1983-84	Adrian Dantley	Utah	30.6
1949-50	George Mikan	Minneapolis	27.4	1984-85	Bernard King	New York	32.9
1950-51	George Mikan	Minneapolis	28.4	1985-86	Dominique Wilkins	Atlanta	30.3
1951-52	Paul Arizin	Philadelphia	25.4	1986-87	Michael Jordan	Chicago	37.1
1952-53	Neil Johnston	Philadelphia	22.3	1987-88	Michael Jordan	Chicago	35.0
1953-54	Neil Johnston	Philadelphia	24.4	1988-89	Michael Jordan	Chicago	32.5
1954-55	Neil Johnston	Philadelphia	22.7	1989-90	Michael Jordan	Chicago	33.6
1955-56	Bob Pettit	St. Louis	25.7	1990-91	Michael Jordan	Chicago	31.5
1956-57	Paul Arizin	Philadelphia	25.6	1991-92	Michael Jordan	Chicago	30.1
1957-58	George Yardley	Fort Wayne	27.8	1992-93	Michael Jordan	Chicago	32.6
1958-59	Bob Pettit	St. Louis	29.2	1993-94	David Robinson	San Antonio	29.8
1959-60	Wilt Chamberlain	Philadelphia	37.6	1994-95	Shaquille O'Neal	Orlando	29.3
1960-61	Wilt Chamberlain	Philadelphia	38.4	1995-96	Michael Jordan	Chicago	30.4
1961-62	Wilt Chamberlain	Philadelphia	50.4	1996-97	Michael Jordan	Chicago	29.6
1962-63	Wilt Chamberlain	San Francisco	44.8	1997-98	Michael Jordan	Chicago	28.7
1963-64	Wilt Chamberlain	San Francisco	36.9	1998-99	Allen Iverson	Philadelphia	26.8
1964-65	Wilt Chamberlain	San Fran. - Phil.	34.7	1999-00	Shaquille O'Neal	Los Angeles	29.7
1965-66	Wilt Chamberlain	Philadelphia	33.5	2000-01	Allen Iverson	Philadelphia	31.1
1966-67	Rick Barry	San Francisco	35.6	2001-02	Allen Iverson	Philadelphia	31.4
1967-68	Dave Bing	Detroit	27.1	2002-03	Tracy McGrady	Orlando	32.1
1968-69	Elvin Hayes	San Diego	28.4	2003-04	Tracy McGrady	Orlando	28.0
1969-70	Jerry West	LA Lakers	31.2	2004-05	Allen Iverson	Philadelphia	30.7
1970-71	K. Abdul-Jabbar	Milwaukee	31.7	2005-06	Kobe Bryant	LA Lakers	35.4
1971-72	K. Abdul-Jabbar	Milwaukee	34.8	2006-07	Kobe Bryant	LA Lakers	31.6
1972-73	Nate Archibald	Kansas City - Omaha	34.0	2007-08	LeBron James	Cleveland	30.0
1973-74	Bob McAdoo	Buffalo	30.6	2008-09	Dwyane Wade	Miami	30.2
1974-75	Bob McAdoo	Buffalo	34.5	2009-10	Kevin Durant	Oklahoma City	30.1
1975-76	Bob McAdoo	Buffalo	31.1	2010-11	Kevin Durant	Oklahoma City	27.7
1976-77	Pete Maravich	New Orleans	31.1	2011-12	Kevin Durant	Oklahoma City	28.0
1977-78	George Gervin	San Antonio	27.21	2012-13	Carmelo Anthony	New York	28.0
1978-79	George Gervin	San Antonio	29.6	2013-14	Kevin Durant	Oklahoma City	32.0
1979-80	George Gervin	San Antonio	33.1	2014-15	Russell Westbrook	Oklahoma City	28.1
1980-81	Adrian Dantley	Utah	30.7	2015-16	Stephen Curry	Golden State	30.1
				2016-17	Russell Westbrook	Oklahoma City	31.6

## REBOUNDING

Season	Player	Team	RPG	Season	Player	Team	RPG
1950-51	Dolph Schayes	Syracuse	16.4	1983-84	Moses Malone	Philadelphia	13.4
1951-52	Larry Foust	Fort Wayne	13.3	1984-85	Moses Malone	Philadelphia	13.1
1952-53	Mel Hutchins	Milwaukee	13.3	1985-86	Bill Laimbeer	Detroit	13.1
1953-54	George Mikan	Minneapolis	14.4	1986-87	Charles Barkley	Philadelphia	14.6
1954-55	Harry Gallatin	New York	15.3	1987-88	Michael Cage	LA Clippers	13.03
1955-56	Neil Johnston	Philadelphia	15.1	1988-89	Akeem Olajuwon	Houston	13.5
1956-57	Bob Pettit	St. Louis	16.2	1989-90	Akeem Olajuwon	Houston	14.0
1957-58	Maurice Stokes	Rochester	17.4	1990-91	Dennis Rodman	San Antonio	13.0
1958-59	Bill Russell	Boston	22.7	1991-92	Dennis Rodman	Detroit	18.7
1959-60	Bill Russell	Boston	23.0	1992-93	Dennis Rodman	Detroit	18.3
1960-61	Wilt Chamberlain	Philadelphia	27.0	1993-94	Dennis Rodman	San Antonio	17.3
1961-62	Wilt Chamberlain	Philadelphia	27.2	1994-95	Dennis Rodman	San Antonio	16.8
1962-63	Wilt Chamberlain	Philadelphia	25.7	1995-96	Dennis Rodman	Chicago	14.9
1963-64	Wilt Chamberlain	San Francisco	24.3	1996-97	Dennis Rodman	Chicago	16.1
1964-65	Bill Russell	Boston	24.7	1997-98	Dennis Rodman	Chicago	15.0
1965-66	Bill Russell	Boston	24.1	1998-99	Chris Webber	Sacramento	13.0
1966-67	Wilt Chamberlain	Philadelphia	24.6	1999-00	Dikembe Mutombo	Atlanta	14.1
1967-68	Wilt Chamberlain	Philadelphia	24.2	2000-01	Dikembe Mutombo	Philadelphia	13.5
1968-69	Wilt Chamberlain	Philadelphia	23.8	2001-02	Ben Wallace	Detroit	13.0
1969-70	Wilt Chamberlain	LA Lakers	21.1	2002-03	Ben Wallace	Detroit	15.4
1970-71	Elvin Hayes	San Diego	16.9	2003-04	Kevin Garnett	Minnesota	13.9
1971-72	Wilt Chamberlain	LA Lakers	18.2	2004-05	Kevin Garnett	Minnesota	13.5
1972-73	Wilt Chamberlain	LA Lakers	19.2	2005-06	Kevin Garnett	Minnesota	12.7
1973-74	Wilt Chamberlain	LA Lakers	18.6	2006-07	Kevin Garnett	Minnesota	12.8
1974-75	Wes Unseld	Washington	14.8	2007-08	Dwight Howard	Orlando	14.2
1975-76	K. Abdul-Jabbar	LA Lakers	16.9	2008-09	Dwight Howard	Orlando	13.2
1976-77	Bill Walton	Portland	14.4	2009-10	Kevin Love	Minnesota	15.2
1977-78	Leonard Robinson	New Orleans	15.7	2010-11	Dwight Howard	Orlando	14.5
1978-79	Moses Malone	Houston	17.6	2011-12	Dwight Howard	Orlando	12.4
1979-80	Swen Nater	San Diego	15.0	2012-13	DeAndre Jordan	LA Clippers	13.6
1980-81	Moses Malone	Houston	14.8	2013-14	DeAndre Jordan	LA Clippers	15.0
1981-82	Moses Malone	Houston	14.7	2014-15	Andre Drummond	Detroit	14.8
1982-83	Moses Malone	Philadelphia	15.3	2015-16	Hassan Whiteside	Miami	14.1

## ASSISTS

Season	Player	Team	APG	Season	Player	Team	APG
1946-47	Ernie Calverly	Providence	3.4	1958-59	Bob Cousy	Boston	8.6
1947-48	Howie Dallmar	Philadelphia	2.5	1959-60	Bob Cousy	Boston	9.5
1948-49	Bob Davies	Rochester	5.4	1960-61	Oscar Robertson	Cincinnati	9.7
1949-50	Dick McGuire	New York	5.7	1961-62	Oscar Robertson	Cincinnati	11.4
1950-51	Andy Phillip	Philadelphia	6.3	1962-63	Guy Rodgers	San Francisco	10.4
1951-52	Andy Phillip	Philadelphia	8.2	1963-64	Oscar Robertson	Cincinnati	11.0
1952-53	Bob Cousy	Boston	7.7	1964-65	Oscar Robertson	Cincinnati	11.5
1953-54	Bob Cousy	Boston	7.2	1965-66	Oscar Robertson	Cincinnati	11.1
1954-55	Bob Cousy	Boston	7.9	1966-67	Guy Rodgers	Chicago	11.2
1955-56	Bob Cousy	Boston	8.9	1967-68	Wilt Chamberlain	Philadelphia	10.8
1956-57	Bob Cousy	Boston	7.5	1968-69	Oscar Robertson	Cincinnati	9.8
1957-58	Bob Cousy	Boston	7.1	1969-70	Lenny Wilkens	Seattle	9.1

## ALL-TIME NBA LEADERS, CONTINUED

## ASSISTS, CONT.

Season	Player Team	APG	Season	Player Team	APG
1970-71	Norm Van Lier, Cincinnati	10.2	1993-94	John Stockton, Utah	12.6
1971-72	Jerry West, L.A. Lakers	9.7	1994-95	John Stockton, Utah	12.3
1972-73	Nate Archibald, Kansas City - Omaha	11.4	1995-96	John Stockton, Utah	11.2
1973-74	Ernie DiGregorio, Buffalo	8.2	1996-97	Mark Jackson, Denver - Indiana	11.4
1974-75	Kevin Porter, Washington	8.0	1997-98	Rod Strickland, Washington	10.5
1975-76	Donald Watts, Seattle	8.1	1998-99	Jason Kidd, Phoenix	10.8
1976-77	Don Buse, Indiana	8.5	1999-00	Jason Kidd, Phoenix	10.1
1977-78	Kevin Porter, New Jersey	10.2	2000-01	Andre Miller, Cleveland	9.8
1978-79	Kevin Porter, Detroit	13.4	2001-02	Andre Miller, Cleveland	10.9
1979-80	Mike Richardson, New York	10.2	2002-03	Jason Kidd, New Jersey	8.9
1980-81	Kevin Porter, Washington	9.1	2003-04	Jason Kidd, New Jersey	9.2
1981-82	Johnny Moore, San Antonio	9.7	2004-05	Steve Nash, Phoenix	11.5
1982-83	Earvin Johnson, L.A. Lakers	10.5	2005-06	Steve Nash, Phoenix	10.5
1983-84	Earvin Johnson, L.A. Lakers	13.1	2006-07	Steve Nash, Phoenix	11.6
1984-85	Isiah Thomas, Detroit	13.9	2007-08	Chris Paul, New Orleans	11.6
1985-86	Earvin Johnson, L.A. Lakers	12.6	2008-09	Chris Paul, New Orleans	11.0
1986-87	Earvin Johnson, L.A. Lakers	12.2	2009-10	Steve Nash, Phoenix	11.0
1987-88	John Stockton, Utah	13.8	2010-11	Steve Nash, Phoenix	11.4
1988-89	John Stockton, Utah	13.6	2011-12	Rajon Rondo, Boston	11.7
1989-90	John Stockton, Utah	14.5	2012-13	Rajon Rondo, Boston	11.1
1990-91	John Stockton, Utah	14.2	2013-14	Chris Paul, LA Clippers	10.7
1991-92	John Stockton, Utah	13.7	2014-15	Chris Paul, LA Clippers	10.2
1992-93	John Stockton, Utah	12.0	2015-16	Rajon Rondo, Sacramento	11.7
			2016-17	James Harden, Houston	11.2

## FIELD GOAL PERCENTAGE

Season	Player Team	Pct.	Season	Player Team	Pct.
1946-47	Bob Feenick, Washington	40.1	1981-82	Artis Gilmore, Chicago	652
1947-48	Bob Feenick, Washington	340	1983-84	Artis Gilmore, San Antonio	631
1948-49	Arnie Risen, Rochester	423	1984-85	James Donaldson, L.A. Clippers	637
1949-50	Alex Groza, Indiana	478	1985-86	Steve Johnson, San Antonio	632
1950-51	Alex Groza, Indiana	470	1986-87	Kevin McHale, Boston	604
1951-52	Paul Arizin, Philadelphia	448	1987-88	Kevin McHale, Boston	604
1952-53	Neil Johnston, Philadelphia	452	1988-89	Dennis Rodman, Detroit	595
1953-54	Ed McCauley, Boston	486	1989-90	Mark West, Phoenix	625
1954-55	Larry Faust, Fort Wayne	487	1990-91	Buck Williams, Portland	602
1955-56	Neil Johnston, Philadelphia	457	1991-92	Buck Williams, Portland	604
1956-57	Neil Johnston, Philadelphia	447	1992-93	Cedric Ceballos, Phoenix	576
1957-58	Jack Twyman, Cincinnati	452	1993-94	Shaquille O'Neal, Orlando	599
1958-59	Ken Sears, New York	490	1994-95	Chris Gatling, Golden State	633
1959-60	Ken Sears, New York	477	1995-96	Georgie Muresan, Washington	584
1960-61	Wilt Chamberlain, Philadelphia	505	1996-97	Georgie Muresan, Washington	604
1961-62	Walt Bellamy, Chicago	513	1997-98	Shaquille O'Neal, Los Angeles	584
1962-63	Wilt Chamberlain, San Francisco	528	1998-99	Shaquille O'Neal, Los Angeles	576
1963-64	Jerry Lucas, Cincinnati	527	1999-00	Shaquille O'Neal, Los Angeles	574
1964-65	Wilt Chamberlain, San Fran. - Phil.	510	2000-01	Shaquille O'Neal, Los Angeles	572
1965-66	Wilt Chamberlain, Philadelphia	540	2001-02	Shaquille O'Neal, Los Angeles	579
1966-67	Wilt Chamberlain, Philadelphia	683	2002-03	Eddy Curry, Chicago	585
1967-68	Wilt Chamberlain, Philadelphia	595	2003-04	Shaquille O'Neal, Los Angeles	584
1968-69	Wilt Chamberlain, L.A. Lakers	583	2004-05	Shaquille O'Neal, Miami	601
1969-70	John Green, Cincinnati	559	2005-06	Shaquille O'Neal, Miami	600
1970-71	John Green, Cincinnati	587	2006-07	Mikki Moore, New Jersey	609
1971-72	Wilt Chamberlain, L.A. Lakers	649	2007-08	Andris Biedrins, Golden State	626
1972-73	Wilt Chamberlain, L.A. Lakers	727	2008-09	Shaquille O'Neal, Phoenix	609
1973-74	Bob McAdoo, Buffalo	547	2009-10	Dwight Howard, Orlando	612
1974-75	Don Nelson, Boston	539	2010-11	Nene, Denver	615
1975-76	Wes Unseld, Washington	560	2011-12	Tyson Chandler, New York	679
1976-77	K. Abdul-Jabbar, L.A. Lakers	579	2012-13	DeAndre Jordan, LA Clippers	643
1977-78	Bobby Jones, Denver	578	2013-14	DeAndre Jordan, LA Clippers	676
1978-79	Cedric Maxwell, Boston	584	2014-15	DeAndre Jordan, LA Clippers	710
1979-80	Cedric Maxwell, Boston	609	2015-16	DeAndre Jordan, LA Clippers	703
1980-81	Artis Gilmore, Chicago	670	2016-17	DeAndre Jordan, LA Clippers	714
1982-83	Artis Gilmore, San Antonio	626			

## FREE THROW PERCENTAGE

Season	Player Team	Pct.	Season	Player Team	Pct.
1946-47	Fred Scolari, Washington	811	1965-66	Larry Siegfried, Boston	881
1947-48	Bob Feenick, Washington	788	1966-67	Adrian Smith, Cincinnati	903
1948-49	Bob Feenick, Washington	759	1967-68	Oscar Robertson, Cincinnati	873
1949-50	Mike Zaslavsky, Chicago	843	1968-69	Larry Siegfried, Boston	864
1950-51	Joe Fuks, Philadelphia	855	1969-70	Flynn Robinson, Milwaukee	898
1951-52	Bob Wanzer, Rochester	904	1970-71	Chet Walker, Chicago	859
1952-53	Bill Sharman, Boston	850	1971-72	Jack Marin, Baltimore	894
1953-54	Bill Sharman, Boston	844	1972-73	Rick Barry, Golden State	902
1954-55	Bill Sharman, Boston	897	1973-74	Ernie DiGregorio, Buffalo	902
1955-56	Bill Sharman, Boston	867	1974-75	Rick Barry, Golden State	904
1956-57	Bill Sharman, Boston	905	1975-76	Rick Barry, Golden State	923
1957-58	Dolph Schayes, Syracuse	904	1976-77	Ernie DiGregorio, Buffalo	945
1958-59	Bill Sharman, Boston	932	1977-78	Rick Barry, Golden State	924
1959-60	Dolph Schayes, Syracuse	892	1978-79	Rick Barry, Houston	947
1960-61	Bill Sharman, Boston	921	1979-80	Rick Barry, Houston	935
1961-62	Dolph Schayes, Syracuse	896	1980-81	Calvin Murphy, Houston	958
1962-63	Larry Costello, Syracuse	891	1981-82	Kyle Macy, Phoenix	898
1963-64	Oscar Robertson, Cincinnati	853	1982-83	Calvin Murphy, Houston	920
1964-65	Larry Costello, Philadelphia	877	1983-84	Larry Bird, Boston	888

## ALL-TIME NBA LEADERS, CONTINUED

## FREE THROW PERCENTAGE, CONT.

Season	Player Team	Pct.	Season	Player Team	Pct.
1984-85	Kyle Macy, Phoenix	907	2000-01	Reggie Miller, Indiana	928
1985-86	Larry Bird, Boston	896	2001-02	Reggie Miller, Indiana	911
1986-87	Larry Bird, Boston	910	2002-03	Allan Houston, New York	919
1987-88	Jack Sikma, Milwaukee	922	2003-04	Peja Stojakovic, Sacramento	927
1988-89	Earvin Johnson, L.A. Lakers	911	2004-05	Reggie Miller, Indiana	933
1989-90	Larry Bird, Boston	930	2005-06	Steve Nash, Phoenix	921
1990-91	Reggie Miller, Indiana	918	2006-07	Kyle Korver, Philadelphia	914
1991-92	Mark Price, Cleveland	947	2007-08	Peja Stojakovic, New Orleans	929
1992-93	Mark Price, Cleveland	948	2008-09	Jose Calderon, Toronto	981
1993-94	Mahmoud Abdul-Rauf, Denver	956	2009-10	Steve Nash, Phoenix	938
1994-95	Anthony Webb, Sacramento	934	2010-11	Stephen Curry, Golden State	934
1995-96	Mahmoud Abdul-Rauf, Denver	930	2011-12	Jamal Crawford, Portland	927
1996-97	Mark Price, Golden State	906	2012-13	Kevin Durant, Oklahoma City	905
1997-98	Chris Mullin, Indiana	939	2013-14	Brian Roberts, New Orleans	940
1998-99	Reggie Miller, Indiana	915	2014-15	Stephen Curry, Golden State	914
1999-00	Jeff Hornacek, Utah	950	2015-16	Stephen Curry, Golden State	908
			2016-17	C.J. McCollum, Portland	912

## BLOCKED SHOTS

Season	Player Team	BPG	Season	Player Team	BPG
1973-74	Elmore Smith, L.A. Lakers	4.85	1995-96	Dikembe Mutombo, Denver	4.49
1974-75	K. Abdul-Jabbar, Milwaukee	3.26	1996-97	Shawn Bradley, NJ - Dallas	3.40
1975-76	K. Abdul-Jabbar, L.A. Lakers	4.12	1997-98	Marcus Camby, Toronto	3.65
1976-77	Bill Walton, Portland	3.25	1998-99	Alonzo Mourning, Miami	3.91
1977-78	George Johnson, New Jersey	3.38	1999-00	Alonzo Mourning, Miami	3.72
1978-79	K. Abdul-Jabbar, L.A. Lakers	3.95	2000-01	Theo Ratliff, Atlanta	3.74
1979-80	K. Abdul-Jabbar, L.A. Lakers	3.41	2001-02	Ben Wallace, Detroit	3.48
1980-81	George Johnson, San Antonio	3.39	2002-03	Theo Ratliff, Atlanta	3.23
1981-82	George Johnson, San Antonio	3.12	2003-04	Theo Ratliff, Atlanta-Portland	3.61
1982-83	Tree Rollins, Atlanta	4.29	2004-05	Andrei Kirilenko, Utah	3.32
1983-84	Mark Eaton, Utah	4.28	2005-06	Marcus Camby, Denver	3.29
1984-85	Mark Eaton, Utah	5.56	2006-07	Marcus Camby, Denver	3.30
1985-86	Manute Bol, Washington	4.96	2007-08	Marcus Camby, Denver	3.61
1986-87	Mark Eaton, Utah	4.06	2008-09	Dwight Howard, Orlando	2.92
1987-88	Mark Eaton, Utah	3.71	2009-10	Dwight Howard, Orlando	2.78
1988-89	Manute Bol, Golden State	4.31	2010-11	Andrew Bogut, Milwaukee	2.58
1989-90	Akeem Olayiwon, Houston	4.59	2011-12	Serge Ibaka, Oklahoma City	3.65
1990-91	Akeem Olayiwon, Houston	3.95	2012-13	Serge Ibaka, Oklahoma City	3.01
1991-92	David Robinson, San Antonio	4.49	2013-14	Anthony Davis, New Orleans	2.82
1992-93	Hakeem Olayiwon, Houston	4.17	2014-15	Anthony Davis, New Orleans	2.94
1993-94	Dikembe Mutombo, Denver	4.10	2015-16	Hassan Whiteside, Miami	3.68
1994-95	Dikembe Mutombo, Denver	3.91	2016-17	Rudy Gobert, Utah	2.64

## STEALS

Season	Player Team	SPG	Season	Player Team	SPG
1973-74	Larry Steele, Portland	2.68	1995-96	Gary Payton, Seattle	2.85
1974-75	Rick Barry, Golden State	2.85	1996-97	Mookie Blaylock, Atlanta	2.72
1975-76	Donald Watts, Seattle	3.18	1997-98	Mookie Blaylock, Atlanta	2.61
1976-77	Don Buse, Indiana	3.47	1998-99	Kendall Gill, New Jersey	2.68
1977-78	Ron Lee, Phoenix	2.74	1999-00	Eddie Jones, Charlotte	2.67
1978-79	M.L. Carr, Detroit	2.46	2000-01	Allen Iverson, Philadelphia	2.51
1979-80	Michael Richardson, New York	3.23	2001-02	Allen Iverson, Philadelphia	2.50
1980-81	Earvin Johnson, L.A. Lakers	3.43	2002-03	Allen Iverson, Philadelphia	2.74
1981-82	Earvin Johnson, L.A. Lakers	2.67	2003-04	Baron Davis, New Orleans	2.36
1982-83	Michael Richardson, Golden St. - N.J.	2.84	2004-05	Larry Hughes, Washington	2.89
1983-84	Rickey Green, Utah	2.65	2005-06	Gerald Wallace, Charlotte	2.51
1984-85	Michael Richardson, New Jersey	2.96	2006-07	Baron Davis, Golden State	2.14
1985-86	Alvin Robertson, San Antonio	3.67	2007-08	Chris Paul, New Orleans	2.71
1986-87	Alvin Robertson, San Antonio	3.21	2008-09	Chris Paul, New Orleans	2.77
1987-88	Michael Jordan, Chicago	3.16	2009-10	Rajon Rondo, Boston	2.33
1988-89	John Stockton, Utah	3.21	2010-11	Chris Paul, New Orleans	2.35
1989-90	Michael Jordan, Chicago	2.77	2011-12	Chris Paul, LA Clippers	2.53
1990-91	Alvin Robertson, Milwaukee	3.00	2012-13	Chris Paul, LA Clippers	2.41
1991-92	John Stockton, Utah	2.98	2013-14	Chris Paul, LA Clippers	2.48
1992-93	Michael Jordan, Chicago	2.83	2014-15	Kawhi Leonard	2.31
1993-94	Nate McMillan, Seattle	2.96	2015-16	Stephen Curry, Golden State	2.14
1994-95	Scottie Pippen, Chicago	2.94	2016-17	Draymond Green, Golden State	2.03

## THREE-POINT FIELD GOAL PERCENTAGE

Season	Player Team	Pct.	Season	Player Team	Pct.
1979-80	Fred Brown, Seattle	443	1998-99	Dell Curry, Milwaukee	476
1980-81	Brian Taylor, San Diego	383	1999-00	Hubert Davis, Dallas	491
1981-82	Campy Russell, New York	439	2000-01	Brent Barry, Seattle	476
1982-83	Mike Dunleavy, San Antonio	345	2001-02	Steve Smith, San Antonio	472
1983-84	Darrell Griffith, Utah	361	2002-03	Bruce Bowen, San Antonio	441
1984-85	Byron Scott, L.A. Lakers	433	2003-04	Anthony Peeler, Sacramento	482
1985-86	Craig Hodges, Milwaukee	451	2004-05	Fred Holberg, Minnesota	483
1986-87	Kiki Vandeweghe, Portland	481	2005-06	Richard Hamilton, Detroit	458
1987-88	Craig Hodges, Milw. - Phoenix	491	2006-07	Jason Kapono, Miami	514
1988-89	Jon Sundvold, Miami	522	2007-08	Jason Kapono, Toronto	483
1989-90	Steve Kerr, Cleveland	507	2008-09	Anthony Morrow, Golden State	467
1990-91	Jim Les, Sacramento	461	2009-10	Kyle Korver, Utah	536
1991-92	Dana Barros, Seattle	446	2010-11	Matt Bonner, San Antonio	457
1992-93	B.J. Armstrong, Chicago	453	2011-12	Steve Novak, New York	472
1993-94	Tracy Murray, Portland	459	2012-13	Jose Calderon, Toronto-Detroit	461
1994-95	Steve Kerr, Chicago	524	2013-14	Kyle Korver, Atlanta	472
1995-96	Tim Lincey, Washington	522	2014-15	Kyle Korver, Atlanta	475
1996-97	Glen Rice, Charlotte	470	2015-16	J.J. Redick, LA Clippers	475
1997-98	Dale Ellis, Seattle	464	2016-17	Kyle Korver, Atlanta-Cleveland	451

# ATLANTA HAWKS

## ALL-TIME NBA TEAM RECORDS

### ALL-TIME OVERALL

Team	W	L	Pct
San Antonio Spurs	2067	1237	.626
Chicago Stars *	145	92	.612
Los Angeles Lakers	3261	2190	.598
Boston Celtics	3226	2252	.589
Washington Capitals *	157	114	.579
Anderson Packers *	37	27	.578
Phoenix Suns	2146	1824	.541
Oklahoma City Thunder	2186	1866	.539
Utah Jazz	1866	1615	.536
Portland Trail Blazers	2032	1774	.534
Chicago Bulls	2156	1977	.522
Houston Rockets	2107	1945	.520
Miami Heat	1211	1119	.520
St. Louis Bombers *	122	115	.515
Philadelphia 76ers	2754	2632	.511
Milwaukee Bucks	2025	1945	.510
Dallas Mavericks	1515	1471	.507
Atlanta Hawks	2692	2695	.500
Cleveland Rebels *	30	30	.500
Indiana Pacers	1648	1665	.497
New York Knickerbockers	2732	2825	.492
Indianapolis Olympians *	132	137	.491
Detroit Pistons	2653	2797	.487
Orlando Magic	1091	1157	.485
Denver Nuggets	1603	1711	.484
Golden State Warriors	2657	2899	.478
New Orleans Pelicans	1104	1226	.474
Cleveland Cavaliers	1779	2027	.467
Sacramento Kings	2496	2955	.458
Washington Wizards	2053	2480	.453
Toronto Raptors	785	971	.447
Memphis Grizzlies	737	1019	.420
Brooklyn Nets	1380	1934	.416
Los Angeles Clippers	1520	2286	.399
Minnesota Timberwolves	878	1370	.391
Charlotte Hornets	410	640	.390
Toronto Huskies *	22	38	.367
Sheboygan Redskins *	22	40	.355
Baltimore Bullets *	158	292	.351
Detroit Falcons *	20	40	.333
Waterloo Hawks *	19	43	.306
Indianapolis Jets *	18	42	.300
Providence Steamrollers *	46	122	.274
Pittsburgh Ironmen *	15	45	.250
Denver Nuggets *	11	51	.177

### ALL-TIME NEUTRAL COURT

Team	W	L	Pct
Anderson Packers *	3	0	1.000
Chicago Stars *	12	1	.923
Boston Celtics	202	88	.697
Milwaukee Bucks	24	15	.615
Indianapolis Olympians *	15	11	.577
St. Louis Bombers *	4	3	.571
Golden State Warriors	165	130	.559
Philadelphia 76ers	161	133	.548
Cleveland Cavaliers	6	5	.545
Los Angeles Lakers	139	121	.535
Sacramento Kings	149	142	.512
New York Knickerbockers	130	133	.494
Chicago Bulls	31	33	.484
Detroit Pistons	144	182	.442
Houston Rockets	25	32	.439
Atlanta Hawks	127	163	.438
Washington Wizards	57	94	.377
Oklahoma City Thunder	18	31	.367
Los Angeles Clippers	10	18	.357
Phoenix Suns	9	333	.318
Washington Capitals *	2	5	.286
Baltimore Bullets *	11	51	.177
Portland Trail Blazers	2	12	.143
Waterloo Hawks *	1	6	.143
Denver Nuggets *	1	10	.091
Providence Steamrollers *	0	2	.000
Sheboygan Redskins *	0	4	.000
Indianapolis Jets *	0	5	.000

(\* Defunct franchise)

(\*\* Neutral court records kept prior to 73-74 season)

### ALL-TIME HOME

Team	W	L	Pct
San Antonio Spurs	1236	421	.746
Washington Capitals *	97	37	.724
Anderson Packers *	23	9	.719
Los Angeles Lakers	1861	749	.713
Indianapolis Olympians *	86	37	.699
Boston Celtics	1804	788	.696
Utah Jazz	1188	551	.683
Chicago Stars *	70	33	.680
Portland Trail Blazers	1284	616	.676
Phoenix Suns	1328	649	.672
Oklahoma City Thunder	1350	692	.661
St. Louis Bombers *	73	41	.640
Atlanta Hawks	1636	923	.638
Houston Rockets	1276	726	.637
Denver Nuggets	1024	592	.634
Chicago Bulls	1294	751	.633
Philadelphia 76ers	1600	934	.631
Indiana Pacers	1067	631	.628
Milwaukee Bucks	1227	732	.626
Miami Heat	719	446	.617
Detroit Pistons	1595	1032	.607
New York Knickerbockers	1578	1057	.599
Dallas Mavericks	893	600	.598
Cleveland Cavaliers	1141	772	.596
Orlando Magic	669	454	.596
Sacramento Kings	1533	1037	.596
Golden State Warriors	1563	1143	.578
Washington Wizards	1266	936	.575
Cleveland Rebels *	17	13	.567
New Orleans Pelicans	666	510	.566
Sheboygan Redskins *	17	14	.548
Waterloo Hawks *	17	15	.531
Toronto Raptors	464	414	.528
Brooklyn Nets	874	783	.527
Baltimore Bullets *	111	100	.526
Los Angeles Clippers	974	915	.516
Memphis Grizzlies	451	514	.464
Toronto Huskies *	15	15	.500
Charlotte Hornets	262	263	.499
Indianapolis Jets *	14	15	.483
Minnesota Timberwolves	505	578	.466
Detroit Falcons *	12	18	.400
Denver Nuggets *	9	15	.375
Pittsburgh Ironmen *	11	19	.367
Providence Steamrollers *	29	55	.345

### ALL-TIME ROAD

Team	W	L	Pct
Chicago Stars *	63	58	.521
San Antonio Spurs	831	826	.502
Los Angeles Lakers	1261	1336	.486
Boston Celtics	1268	1444	.468
Washington Capitals *	58	72	.446
Cleveland Rebels *	13	17	.433
Oklahoma City Thunder	836	1166	.418
Dallas Mavericks	622	871	.417
Miami Heat	501	705	.415
Chicago Bulls	831	1193	.411
Phoenix Suns	809	1157	.411
Houston Rockets	806	1187	.404
Philadelphia 76ers	1008	1550	.394
Portland Trail Blazers	746	1146	.394
Milwaukee Bucks	774	1198	.392
Utah Jazz	678	1061	.390
St. Louis Bombers *	45	71	.388
New York Knickerbockers	1014	1635	.383
Anderson Packers *	11	18	.379
New Orleans Pelicans	437	728	.375
Orlando Magic	422	702	.375
Atlanta Hawks	930	1641	.367
Detroit Pistons	931	1607	.367
Toronto Raptors	330	589	.359
Indiana Pacers	569	1046	.352
Golden State Warriors	930	1726	.350
Cleveland Cavaliers	642	1250	.339
Washington Wizards	730	1450	.335
Denver Nuggets	541	1116	.326
Memphis Grizzlies	286	592	.326
Sacramento Kings	814	1766	.316
Minnesota Timberwolves	343	780	.305
Brooklyn Nets	498	1151	.302
Charlotte Hornets	148	367	.287
Los Angeles Clippers	536	1352	.284
Detroit Falcons *	8	22	.267
Indianapolis Olympians *	31	89	.258
Toronto Huskies *	7	23	.233
Providence Steamrollers *	17	65	.207
Baltimore Bullets *	36	141	.203
Sheboygan Redskins *	5	22	.185
Indianapolis Jets *	4	22	.154
Pittsburgh Ironmen *	4	26	.133
Waterloo Hawks *	1	22	.043
Denver Nuggets *	1	26	.037





OPPONENTS



**2** Tyler  
DORSEY



## BOSTON CELTICS

226 Causeway St., 4th Floor  
Boston, MA 02144  
(617) 854-8000

## SCHEDULE (All Times Eastern)

BOSTON	Mon., Nov. 6	7:30
BOSTON	Sat., Nov. 18	7:30
at Boston	Fri., Feb. 2	7:30
at Boston	Sun., Apr. 8	7:30



## 2016-17 RESULTS

Atlanta, 2-1  
(High Scorer, ATL/BOS)  
Jan. 13 at Atlanta (103-101, Celtics)  
Two w/23/Thomas 28  
Feb. 27 at Boston (114-98, Hawks)  
Schröder 21/Thomas 19  
Apr. 6 at Atlanta (123-116, Hawks)  
Millsap 26/Thomas 35

## SERIES FACTS

Current Streak: Atlanta, two wins  
Current Home Streak: Won 1  
Current Road Streak: Won 2  
Last Home Win: 4/6/17, 123-116  
Last Road Win: 2/27/17, 114-98  
Last Home Loss: 1/13/17, 103-101  
Last Road Loss: 11/13/15, 106-93  
Biggest Win: 35 (2/28/78), 117-85  
Biggest Loss: 26 (11/16/77), 131-105

## ATLANTA ALL-TIME RECORD vs. BOSTON

Season	Home	Road	Neutral	Total
49-68*	33-32	7-54	11-21	51-103
68-69	2-1	1-2	0-0	3-3
69-70	3-0	3-0	0-0	6-0
70-71	1-2	1-2	0-0	2-4
71-72	0-2	0-2	0-0	0-4
72-73	0-3	1-2	0-0	1-5
73-74	1-2	0-2	0-1	1-5
74-75	0-2	0-2	0-0	0-4
75-76	1-1	0-2	1-0	2-3
76-77	0-2	0-2	0-0	0-4
77-78	2-0	0-1	0-1	2-2
78-79	1-1	1-1	0-0	2-2
79-80	1-2	1-1	0-1	2-4
80-81	1-2	1-1	0-1	2-4
81-82	1-2	0-3	0-0	1-5
82-83	0-3	1-2	0-0	1-5
83-84	0-2	0-3	0-0	0-5
84-85	0-3	1-1	0-0	1-4
85-86	0-3	0-3	0-0	0-6
86-87	3-0	0-3	0-0	3-3
87-88	2-1	0-3	0-0	2-4
88-89	2-0	1-1	0-0	3-1
89-90	1-1	0-2	0-0	1-3
90-91	2-0	1-1	0-0	3-1
91-92	2-0	0-1	1-0	3-1

Season	Home	Road	Neutral	Total
92-93	1-1	0-1	1-0	2-2
93-94	2-0	2-0	0-0	4-0
94-95	2-0	1-1	0-0	3-1
95-96	2-0	2-0	0-0	4-0
96-97	2-0	1-1	0-0	3-1
97-98	1-1	1-0	0-0	2-1
98-99	2-0	1-0	0-0	3-0
99-00	1-1	0-2	0-0	1-3
00-01	1-1	0-2	0-0	1-3
01-02	1-1	1-1	0-0	2-2
02-03	0-1	0-2	0-0	0-3
03-04	2-0	1-1	0-0	3-1
04-05	1-1	0-2	0-0	1-3
05-06	1-1	1-0	0-0	2-1
06-07	2-0	1-1	0-0	3-1
07-08	0-1	0-2	0-0	0-3
08-09	0-2	0-2	0-0	0-4
09-10	2-0	2-0	0-0	4-0
10-11	1-1	0-1	0-0	1-2
11-12	1-1	0-1	0-0	1-2
12-13	1-1	0-2	0-0	1-3
13-14	1-1	1-1	0-0	2-2
14-15	1-0	1-1	0-0	2-1
15-16	2-0	1-1	0-0	3-1
16-17	1-0	1-1	0-0	2-1

TOTALS 90-82 38-123 14-25 142-230  
ATL TOTALS 56-49 31-68 3-4 90-121

\* 1949-68 signifies Tri-Cities Blackhawks/  
Milwaukee Hawks/St. Louis Hawks years

## BROOKLYN NETS

390 Murray Hill Pkwy.  
East Rutherford, NJ 07073  
(201) 935-8888

## SCHEDULE (All Times Eastern)

at Brooklyn	Sun., Oct. 22	3:30
at Brooklyn	Sat., Dec. 2	3:00
BROOKLYN	Mon., Dec. 4	7:30
BROOKLYN	Fri., Jan. 12	7:30



## 2016-17 RESULTS

Series tied, 2-2  
(High Scorer, ATL/BKN)  
Jan. 10 at Brooklyn (117-97, Hawks)  
Schröder 19/Lopez 20  
Mar. 8 at Atlanta (110-105, Hawks)  
Schröder 31/Kilpatrick 27  
Mar. 26 at Atlanta (107-92, Nets)  
Schröder 24/Lopez 23  
Apr. 2 at Brooklyn (91-82, Nets)  
Schröder 16/Lopez 29

## SERIES FACTS

Current Streak: Brooklyn, two wins  
Current Home Streak: Lost 1  
Current Road Streak: Lost 1  
Last Home Win: 3/8/17, 110-105  
Last Road Win: 1/10/17, 117-97  
Last Home Loss: 3/26/17, 107-92  
Last Road Loss: 4/2/17, 91-82  
Biggest Win: 37 (12/9/79), 122-85  
37 (12/4/87), 139-102  
Biggest Loss: 34 (2/13/91), 140-106

## ATLANTA ALL-TIME RECORD vs. BROOKLYN

Season	Home	Road	Neutral	Total
76-77	1-1	2-0	0-0	3-1
77-78	2-0	1-1	0-0	3-1
78-79	1-1	1-1	0-0	2-2
79-80	2-1	2-1	0-0	4-2
80-81	2-0	1-2	0-0	3-2
81-82	2-1	1-1	0-0	3-2
82-83	1-2	1-2	0-0	2-4
83-84	2-1	1-2	0-0	3-3
84-85	2-1	1-2	0-0	3-3
85-86	3-0	1-2	0-0	4-2
86-87	2-0	3-0	0-0	5-0
87-88	3-0	2-0	0-0	5-0
88-89	2-0	2-1	0-0	4-1
89-90	2-0	0-2	0-0	2-2
90-91	2-0	1-1	0-0	3-1
91-92	2-0	1-1	0-0	3-1
92-93	1-1	0-2	0-0	1-3
93-94	1-1	0-2	0-0	1-3
94-95	2-0	2-0	0-0	4-0
95-96	2-0	2-0	0-0	4-0
96-97	2-0	1-1	0-0	3-1
97-98	1-0	0-2	0-0	1-2
98-99	1-0	0-2	0-0	1-2
99-00	2-0	1-1	0-0	3-1
00-01	0-2	1-1	0-0	1-3
01-02	2-0	0-1	0-0	2-1
02-03	1-1	0-2	0-0	1-3
03-04	1-1	0-2	0-0	1-3
04-05	0-2	0-1	0-0	0-3
05-06	1-1	0-2	0-0	1-3
06-07	0-1	1-1	0-0	1-2
07-08	1-1	0-2	0-0	1-3
08-09	1-1	0-2	0-0	1-3
09-10	2-0	1-0	0-0	3-0
10-11	2-0	0-2	0-0	2-2
11-12	2-0	2-0	0-0	4-0
12-13	1-1	1-1	0-0	2-2
13-14	0-1	1-1	0-0	1-2
14-15	2-0	2-0	0-0	4-0
15-16	2-0	0-1	0-0	2-1
16-17	1-1	1-1	0-0	2-2
TOTALS	62-23	37-49	0-0	99-72

## CHARLOTTE HORNETS

333 E. Trade St.  
Charlotte, NC 28202  
(704) 688-8600

## SCHEDULE (All Times Eastern)

at Charlotte	Fri., Oct. 20	7:00
at Charlotte	Fri., Jan. 26	7:00
CHARLOTTE	Wed., Jan. 31	7:30
CHARLOTTE	Thu., Mar. 15	7:30



## 2016-17 RESULTS

Charlotte, 3-1  
(High Scorer, ATL/CHA)  
Nov. 18 at Charlotte (100-96, Hornets)  
Millsap 22/Batum 24  
Dec. 17 at Atlanta (107-99, Hornets)  
Hardaway Jr. 21/Two w/19  
Mar. 20 at Charlotte (105-90, Hornets)  
Schröder 20/Batum 16  
Apr. 11 at Atlanta (103-76, Hawks)  
Howard 19/Lamb 21

## SERIES FACTS

Current Streak: Atlanta, one win  
Current Home Streak: Won 1  
Current Road Streak: Lost 3  
Last Home Win: 4/11/17, 103-76  
Last Road Win: 11/1/15, 94-92  
Last Home Loss: 12/17/16, 107-99  
Last Road Loss: 3/20/17, 105-90  
Biggest Win: 39 (1/4/94), 133-94  
Biggest Loss: 32 (4/12/00), 119-87

## ATLANTA ALL-TIME RECORD vs. CHARLOTTE

Season	Home	Road	Neutral	Total
88-89	3-0	1-1	0-0	4-1
89-90	1-0	1-0	0-0	2-0
90-91	1-2	0-2	0-0	1-4
91-92	1-1	1-1	0-0	2-2
92-93	0-2	3-0	0-0	3-2
93-94	3-0	1-1	0-0	4-1
94-95	0-2	2-0	0-0	2-2
95-96	2-0	1-1	0-0	3-1
96-97	1-1	0-2	0-0	1-3
97-98	2-0	2-0	0-0	4-0
98-99	2-0	1-0	0-0	3-0
99-00	1-1	0-2	0-0	1-3
00-01	0-2	0-2	0-0	0-4
01-02	1-1	1-1	0-0	2-2
04-05	1-1	0-2	0-0	1-3
05-06	0-2	1-1	0-0	1-3
06-07	1-1	0-2	0-0	1-3
07-08	2-0	0-2	0-0	2-2
08-09	2-0	1-1	0-0	3-1
09-10	2-0	0-2	0-0	2-2
10-11	1-1	1-1	0-0	2-2
11-12	2-0	2-0	0-0	4-0
12-13	2-0	2-0	0-0	4-0
13-14	1-1	2-0	0-0	3-1
14-15	2-0	0-2	0-0	2-2
15-16	2-0	1-1	0-0	3-1
16-17	1-1	0-2	0-0	1-3
TOTALS	37-19	24-29	0-0	61-48

## CHICAGO BULLS

1901 W. Madison St.  
Chicago, IL 60612  
(312) 455-4000

## SCHEDULE (All Times Eastern)

at Chicago	Thu., Oct. 26	8:00
CHICAGO	Sat., Jan. 20	5:00
CHICAGO	Sun., Mar. 11	3:30



## 2016-17 RESULTS

Atlanta, 3-1  
(High Scorer, ATL/CHI)  
Nov. 9 at Atlanta (115-107, Hawks)  
Sefolosha 20/Butler 39  
Jan. 20 at Atlanta (102-93, Hawks)  
Schröder 25/Butler 19  
Jan. 25 at Chicago (119-114, Hawks)  
Schröder 24/Butler 40  
Apr. 1 at Chicago (106-104, Bulls)  
Schröder 29/Butler 33

## SERIES FACTS

Current Streak: Chicago, one win  
Current Home Streak: Won 5  
Current Road Streak: Lost 1  
Last Home Win: 1/20/17, 102-93  
Last Road Win: 1/25/17, 119-114  
Last Home Loss: 4/2/14, 105-92  
Last Road Loss: 4/1/17, 106-104  
Biggest Win: 37 (4/8/83), 138-101  
Biggest Loss: 39 (1/14/13), 97-58

## ATLANTA ALL-TIME RECORD vs. CHICAGO

Season	Home	Road	Neutral	Total
66-68*	5-3	6-1	1-1	12-5
68-69	3-0	3-1	0-0	6-1
69-70	3-0	1-1	1-1	5-2
70-71	1-1	0-3	0-0	1-4
71-72	0-3	0-2	0-0	0-5
72-73	1-1	1-1	0-0	2-2
73-74	1-1	0-2	0-0	1-3
74-75	0-2	0-2	0-0	0-4
75-76	1-1	1-1	0-0	2-2
76-77	2-0	0-2	0-0	2-2
77-78	1-0	0-2	0-1	1-3
78-79	2-0	1-1	0-0	3-1
79-80	1-0	0-1	0-0	1-1
80-81	1-2	1-2	0-0	2-4
81-82	1-1	1-2	0-0	2-3
82-83	3-0	2-1	0-0	5-1
83-84	3-0	1-2	0-0	4-2
84-85	1-2	2-1	0-0	3-3
85-86	3-0	2-1	0-0	5-1
86-87	3-0	1-2	0-0	4-2
87-88	1-1	1-2	0-0	2-3
88-89	2-1	2-1	0-0	4-2
89-90	0-3	0-2	0-0	0-5
90-91	1-1	0-3	0-0	1-4
91-92	0-3	0-2	0-0	0-5
TOTALS	66-49	43-72	2-3	111-124
ATL TOTALS	60-45	37-69	1-2	98-116

\* 1966-68 signifies St. Louis Hawks years

## CLEVELAND CAVALIERS

One Center Court  
Cleveland, OH 44115-4001  
(216) 420-2000

## SCHEDULE (All Times Eastern)

at Cleveland Sun., Nov. 5 3:30  
CLEVELAND Thu., Nov. 30 7:30  
at Cleveland Tue., Dec. 12 7:00  
CLEVELAND Fri., Feb. 9 7:30



## 2016-17 RESULTS

Atlanta, 3-1  
(High Scorer, ATL/CLE)  
Nov. 8 at Cleveland (110-106, Hawks)  
Schröder 28/Irving 29  
Mar. 3 at Atlanta (135-130, Cavaliers)  
Hardaway Jr. 36/Irving 43  
Apr. 7 at Cleveland (114-100, Hawks)  
Hardaway Jr. 22/James 27  
Apr. 9 at Atlanta (126-125 OT, Hawks)  
Millsap 22/Irving 45

## SERIES FACTS

Current Streak: Atlanta, two wins  
Current Home Streak: Won 1  
Current Road Streak: Won 2  
Last Home Win: 4/9/17, 126-125, OT  
Last Road Win: 4/7/17, 114-100  
Last Home Loss: 3/3/17, 135-130  
Last Road Loss: 4/11/16, 109-94  
Biggest Win: 34 (12/31/70), 119-85  
Biggest Loss: 43 (3/22/92), 123-80

## ATLANTA ALL-TIME RECORD vs. CLEVELAND

Season	Home	Road	Neutral	Total
70-71	2-0	2-0	0-0	4-0
71-72	2-1	2-1	0-0	4-2
72-73	2-1	1-3	0-0	3-4
73-74	2-1	2-2	0-0	4-3
74-75	3-1	0-3	0-0	3-4
75-76	0-3	2-2	0-0	2-5
76-77	1-1	1-1	0-0	2-2
77-78	1-1	0-2	0-0	1-3
78-79	2-0	1-1	0-0	3-1
79-80	3-0	1-2	0-0	4-2
80-81	0-3	1-2	0-0	1-5
81-82	2-1	2-1	0-0	4-2
82-83	3-0	3-0	0-0	6-0
83-84	3-0	0-3	0-0	3-3
84-85	2-1	1-2	0-0	3-3
85-86	2-1	2-1	0-0	4-2
86-87	3-0	1-2	0-0	4-2
87-88	3-0	2-1	0-0	5-1
88-89	3-0	1-2	0-0	4-2
89-90	2-0	0-3	0-0	2-3
90-91	1-2	2-0	0-0	3-2
91-92	0-2	0-3	0-0	0-5
92-93	0-3	0-2	0-0	0-5

Season	Home	Road	Neutral	Total
93-94	2-0	1-1	0-0	3-1
94-95	1-1	0-3	0-0	1-4
95-96	1-1	2-0	0-0	3-1
96-97	2-0	1-1	0-0	3-1
97-98	2-0	2-0	0-0	4-0
98-99	1-0	1-1	0-0	2-1
99-00	2-0	1-1	0-0	3-1
00-01	1-1	1-1	0-0	2-2
01-02	2-0	1-1	0-0	3-1
02-03	2-0	2-0	0-0	4-0
03-04	1-1	0-2	0-0	1-3
04-05	0-2	0-2	0-0	0-4
05-06	0-1	1-1	0-0	1-2
06-07	0-2	1-1	0-0	1-3
07-08	1-1	0-1	0-0	1-2
08-09	1-1	0-2	0-0	1-3
09-10	1-1	0-2	0-0	1-3
10-11	1-0	2-0	0-0	3-0
11-12	2-0	1-0	0-0	3-0
12-13	1-1	1-1	0-0	2-2
13-14	2-0	1-0	0-0	3-0
14-15	2-0	1-1	0-0	3-1
15-16	0-1	0-2	0-0	0-3
16-17	1-1	2-0	0-0	3-1

TOTALS 71-37 49-63 0-0 120-100

## DALLAS MAVERICKS

2500 Victory Avenue  
Dallas, TX 75219  
(214) 665-4660

## SCHEDULE (All Times Eastern)

at Dallas Wed., Oct. 18 8:30  
DALLAS Sat., Dec. 23 7:30



## 2016-17 RESULTS

Atlanta 2-0  
(High Scorer, ATL/DAL)  
Jan. 7 at Dallas (97-82, Hawks)  
Hardaway Jr. 22/Barnes 21  
Mar. 1 at Atlanta (100-95, Hawks)  
Two w/18/Barnes 25

## SERIES FACTS

Current Streak: Atlanta, seven wins  
Current Home Streak: Won 4  
Current Road Streak: Won 3  
Last Home Win: 3/1/17, 100-95  
Last Road Win: 1/7/17, 97-82  
Last Home Loss: 3/18/13, 127-113  
Last Road Loss: 10/30/13, 118-109  
Biggest Win: 36 (12/17/96), 109-73  
Biggest Loss: 26 (2/18/03), 105-79

## ATLANTA ALL-TIME RECORD vs. DALLAS

Season	Home	Road	Neutral	Total
80-81	1-0	1-0	0-0	2-0
81-82	0-1	1-0	0-0	1-1
82-83	1-0	0-1	0-0	1-1
83-84	1-0	0-1	0-0	1-1
84-85	0-1	0-1	0-0	0-2
85-86	0-1	1-0	0-0	1-1
86-87	1-0	1-0	0-0	2-0
87-88	1-0	1-0	0-0	2-0
88-89	1-0	0-1	0-0	1-1
89-90	0-1	0-1	0-0	0-2
90-91	1-0	1-0	0-0	2-0
91-92	1-0	1-0	0-0	2-0
92-93	1-0	0-1	0-0	1-1
93-94	1-0	1-0	0-0	2-0
94-95	1-0	1-0	0-0	2-0
95-96	0-1	1-0	0-0	1-1
96-97	1-0	1-0	0-0	2-0
97-98	1-0	1-0	0-0	2-0
98-99	0-0	0-1	0-0	0-1
99-00	0-1	0-1	0-0	0-2
00-01	0-1	0-1	0-0	0-2
01-02	0-1	0-1	0-0	0-2
02-03	0-1	0-1	0-0	0-2
03-04	1-0	1-0	0-0	2-0
04-05	1-0	0-1	0-0	1-1
05-06	0-1	0-1	0-0	0-2
06-07	0-1	0-1	0-0	0-2
07-08	1-0	0-1	0-0	1-1
08-09	1-0	0-1	0-0	1-1
09-10	0-1	1-0	0-0	1-1
10-11	0-1	0-1	0-0	0-2
11-12	1-0	0-0	0-0	1-0
12-13	0-1	1-0	0-0	1-1
13-14	1-0	0-1	0-0	1-1
14-15	1-0	1-0	0-0	2-0
15-16	1-0	1-0	0-0	2-0
16-17	1-0	1-0	0-0	2-0
TOTALS	22-14	18-18	0-0	40-32

## DENVER NUGGETS

1000 Chopper Place  
Denver, CO 80204  
(303) 405-1100

## SCHEDULE (All Times Eastern)

DENVER Fri., Oct. 27 7:30  
at Denver Wed., Jan. 10 9:00



## 2016-17 RESULTS

Atlanta, 2-0  
(High Scorer, ATL/DEN)  
Dec. 23 at Denver (109-108, Hawks)  
Schröder 27/Gallinari 21  
Feb. 8 at Atlanta (117-106, Hawks)  
Schröder 24/Chandler 24

## SERIES FACTS

Current Streak: Atlanta, four wins  
Current Home Streak: Won 5  
Current Road Streak: Won 2  
Last Home Win: 2/8/17, 117-106  
Last Road Win: 12/23/16, 109-108  
Last Home Loss: 3/16/11, 102-87  
Last Road Loss: 3/11/15, 115-102  
Biggest Win: 26 (12/30/78), 113-87  
26 (1/19/92), 119-93  
Biggest Loss: 35 (12/17/81), 138-103

## ATLANTA ALL-TIME RECORD vs. DENVER

Season	Home	Road	Neutral	Total
76-77	2-0	0-2	0-0	2-2
77-78	1-0	0-2	0-1	1-3
78-79	2-0	1-1	0-0	3-1
79-80	1-0	0-1	0-0	1-1
80-81	1-0	0-1	0-0	1-1
81-82	1-0	0-1	0-0	1-1
82-83	0-1	1-0	0-0	1-1
83-84	0-1	0-1	0-0	0-2
84-85	0-1	0-1	0-0	0-2
85-86	1-0	0-1	0-0	1-1
86-87	1-0	1-0	0-0	2-0
87-88	1-0	0-1	0-0	1-1
88-89	0-1	0-1	0-0	0-2
89-90	1-0	0-1	0-0	1-1
90-91	1-0	0-1	0-0	1-1
91-92	1-0	1-0	0-0	2-0
92-93	1-0	1-0	0-0	2-0
93-94	1-0	0-1	0-0	1-1
94-95	1-0	1-0	0-0	2-0
95-96	1-0	0-1	0-0	1-1
96-97	1-0	0-1	0-0	1-1
97-98	1-0	1-0	0-0	2-0
99-00	1-0	0-1	0-0	1-1
00-01	1-0	0-1	0-0	1-1
01-02	1-0	1-0	0-0	2-0
02-03	1-0	1-0	0-0	2-0
03-04	1-0	1-0	0-0	2-0
04-05	0-1	0-1	0-0	0-2
05-06	1-0	0-1	0-0	1-1
06-07	0-1	1-0	0-0	1-1
07-08	1-0	0-1	0-0	1-1
08-09	1-0	0-1	0-0	1-1
09-10	1-0	0-1	0-0	1-1
10-11	0-1	0-1	0-0	0-2
11-12	0-0	0-1	0-0	0-1
12-13	1-0	0-1	0-0	1-1
13-14	1-0	0-1	0-0	1-1
14-15	1-0	0-1	0-0	1-1
15-16	1-0	1-0	0-0	2-0
16-17	1-0	1-0	0-0	2-0
TOTALS	34-7	13-30	0-1	47-38

## DETROIT PISTONS

The Palace of Auburn Hills  
5 Championship Drive  
Auburn Hills, MI 48326  
(248) 377-0100

## SCHEDULE (All Times Eastern)

at Detroit Fri., Nov. 10 7:00  
DETROIT Thu., Dec. 14 7:30  
DETROIT Sun., Feb. 11 3:30  
at Detroit Wed., Feb. 14 7:00



## 2016-17 RESULTS

Detroit, 2-1  
(High Scorer, ATL/DET)  
Dec. 2 at Atlanta (121-85, Pistons)  
Schröder 17/Caldwell-Pope 23  
Dec. 30 at Atlanta (105-98, Hawks)  
Millsap 26/Leuer 22  
Jan. 18 at Detroit (118-95, Pistons)  
Millsap 21/Jackson 26

## SERIES FACTS

Current Streak: Detroit, one win  
Current Home Streak: Won 1  
Current Road Streak: Lost 1  
Last Home Win: 12/30/16, 105-98  
Last Road Win: 3/26/16, 112-95  
Last Home Loss: 12/2/16, 121-85  
Last Road Loss: 1/18/17, 118-95  
Biggest Win: 44 (2/7/94), 141-97  
Biggest Loss: 36 (12/2/16), 121-85  
36 (12/2/83), 128-92

## ATLANTA ALL-TIME RECORD vs. DETROIT

Season	Home	Road	Neutral	Total
57-68*	23-26	44-6	13-10	80-42
68-69	3-0	3-0	0-0	6-0
69-70	0-2	2-0	1-1	3-3
70-71	0-3	0-2	0-0	0-5
71-72	1-1	2-1	0-0	3-2
72-73	1-1	1-1	0-0	2-2
73-74	0-2	0-2	0-0	0-4
74-75	1-1	1-1	0-0	2-2
75-76	0-2	1-1	0-0	1-3
76-77	0-2	0-2	0-0	0-4
77-78	1-1	1-1	0-0	2-2
78-79	2-0	1-1	0-0	3-1
79-80	3-0	3-0	0-0	6-0
80-81	2-1	2-1	0-0	4-2
81-82	1-2	1-2	0-0	2-4
82-83	2-1	1-2	0-0	3-3
83-84	2-1	0-3	0-0	2-4
84-85	0-3	1-2	0-0	1-5
85-86	3-0	1-2	0-0	4-2
86-87	2-1	1-2	0-0	3-3
87-88	1-2	1-2	0-0	2-4
88-89	1-2	0-3	0-0	1-5
89-90	1-2	2-0	0-0	3-2
90-91	0-2	0-3	0-0	0-5
91-92	0-3	1-1	0-0	1-4
92-93	1-1	1-2	0-0	2-3

Season	Home	Road	Neutral	Total
93-94	2-0	2-0	0-0	4-0
94-95	2-1	1-1	0-0	3-2
95-96	2-0	0-2	0-0	2-2
96-97	1-1	0-2	0-0	1-3
97-98	2-0	0-2	0-0	2-2
98-99	0-1	1-1	0-0	1-2
99-00	1-1	0-2	0-0	1-3
00-01	0-2	0-2	0-0	0-4
01-02	1-1	0-2	0-0	1-3
02-03	1-1	0-2	0-0	1-3
03-04	0-2	1-1	0-0	1-3
04-05	0-2	1-1	0-0	1-3
05-06	1-1	0-2	0-0	1-3
06-07	1-0	0-2	0-0	1-2
07-08	0-2	0-2	0-0	0-4
08-09	2-0	1-0	0-0	3-0
09-10	2-0	0-2	0-0	2-2
10-11	2-0	1-1	0-0	3-1
11-12	2-0	1-1	0-0	3-1
12-13	1-0	1-1	0-0	2-1
13-14	1-1	1-1	0-0	2-2
14-15	1-0	1-1	0-0	2-1
15-16	1-1	2-0	0-0	3-1
16-17	1-1	0-1	0-0	1-2
TOTALS	78-80	85-75	14-11	177-166
ATL TOTALS	53-54	40-68	1-1	94-123

\* 1957-68 signifies St. Louis Hawks years.



## GOLDEN STATE WARRIORS

1011 Broadway  
Oakland, CA 94607  
(510) 986-2200

## SCHEDULE (All Times Eastern)

GOLDEN ST. Fri., Mar. 2 7:30  
at Golden St. Fri., Mar. 23 10:30



## 2016-17 RESULTS

Golden State, 2-0  
(High Scorer, ATL/GST)  
Nov. 28 at Golden State (105-100, Warriors)  
Schröder 24/Two w/25  
Mar. 6 at Atlanta (119-111, Warriors)  
Schröder 23/Two w/24

## SERIES FACTS

Current Streak: Golden State, five wins  
Current Home Streak: Lost 2  
Current Road Streak: Lost 5  
Last Home Win: 2/6/15, 124-116  
Last Road Win: 2/25/11, 95-79  
Last Home Loss: 3/6/17, 119-111  
Last Road Loss: 11/28/16, 105-100  
Biggest Win: 34 (12/31/70), 119-85  
Biggest Loss: 43 (3/22/92), 123-80

## ATLANTA ALL-TIME RECORD vs. GOLDEN STATE

Season	Home	Road	Neutral	Total
47-68*	49-16	23-40	12-21	84-77
68-69	2-2	2-1	0-0	4-3
69-70	1-2	2-1	1-0	4-3
70-71	1-1	1-2	0-0	2-3
71-72	2-1	0-1	1-0	3-2
72-73	1-1	0-2	0-0	1-3
73-74	0-2	1-1	0-0	1-3
74-75	1-1	0-2	0-0	1-3
75-76	2-0	0-2	0-0	2-2
76-77	0-2	0-2	0-0	0-4
77-78	1-1	0-2	0-0	1-3
78-79	1-1	0-2	0-0	1-3
79-80	1-0	1-0	0-0	2-0
80-81	1-0	1-0	0-0	2-0
81-82	0-1	0-1	0-0	0-2
82-83	0-1	0-1	0-0	0-2
83-84	1-0	0-1	0-0	1-1
84-85	1-0	1-0	0-0	2-0
85-86	1-0	0-1	0-0	1-1
86-87	1-0	0-1	0-0	1-1
87-88	1-0	1-0	0-0	2-0
88-89	1-0	0-1	0-0	1-1
89-90	1-0	1-0	0-0	2-0
90-91	1-0	0-1	0-0	1-1
91-92	1-0	0-1	0-0	1-1

Season	Home	Road	Neutral	Total
92-93	1-0	1-0	0-0	2-0
93-94	0-1	0-1	0-0	0-2
94-95	1-0	1-0	0-0	2-0
95-96	0-1	1-0	0-0	1-1
96-97	1-0	1-0	0-0	2-0
97-98	1-0	1-0	0-0	2-0
99-00	0-1	0-1	0-0	0-2
00-01	1-0	1-0	0-0	2-0
01-02	1-0	1-0	0-0	2-0
02-03	0-1	0-1	0-0	0-2
03-04	0-1	0-1	0-0	0-2
04-05	0-1	0-1	0-0	0-2
05-06	1-0	0-1	0-0	1-1
06-07	1-0	1-0	0-0	2-0
07-08	0-1	1-0	0-0	1-1
08-09	1-0	0-1	0-0	1-1
09-10	1-0	0-1	0-0	1-1
10-11	1-0	1-0	0-0	2-0
11-12	0-1	0-0	0-0	0-1
12-13	0-1	0-1	0-0	0-2
13-14	0-1	0-1	0-0	0-2
14-15	1-0	0-1	0-0	1-1
15-16	0-1	0-1	0-0	0-2
16-17	0-1	0-1	0-0	0-2

TOTALS	84-44	44-79	14-21	142-144
ATL TOTALS	35-27	21-39	2-0	58-66

\* 1947-68 signifies St. Louis Hawks years.

## HOUSTON ROCKETS

Toyota Center  
1510 Polk St.  
Houston, TX 77002  
(713) 758-7200

## SCHEDULE (All Times Eastern)

HOUSTON Fri., Nov. 3 7:30  
at Houston Sun., Mar. 25 8:00



## 2016-17 RESULTS

Atlanta, 2-0  
(High Scorer, ATL/HTN)  
Nov. 5 at Atlanta (112-97, Hawks)  
Millsap 23/Harden 30  
Feb. 2 at Houston (113-108, Hawks)  
Hardaway Jr. 33/Gordon 16

## SERIES FACTS

Current Streak: Atlanta, seven wins  
Current Home Streak: Won 4  
Current Road Streak: Won 3  
Last Home Win: 11/5/16, 112-97  
Last Road Win: 2/2/17, 113-08  
Last Home Loss: 11/2/13, 109-102  
Last Road Loss: 11/27/13, 113-84  
Biggest Win: 42 (11/30/67), 129-87  
Biggest Loss: 31 (12/23/70), 133-102

## ATLANTA ALL-TIME RECORD vs. HOUSTON

Season	Home	Road	Neutral	Total
67-68*	3-1	4-0	0-0	7-1
68-69	3-1	0-3	0-0	3-4
69-70	3-0	1-2	0-0	4-2
70-71	2-1	0-2	0-0	2-3
71-72	1-1	0-3	0-0	1-4
72-73	3-1	1-3	0-0	4-4
73-74	3-1	2-1	0-0	5-2
74-75	1-2	1-3	0-0	2-5
75-76	2-2	0-3	0-0	2-5
76-77	1-1	0-2	0-0	1-3
77-78	2-0	1-1	0-0	3-1
78-79	2-0	1-1	0-0	3-1
79-80	1-2	1-2	0-0	2-4
80-81	1-0	0-1	0-0	1-1
81-82	1-0	1-0	0-0	2-0
82-83	1-0	1-0	0-0	2-0
83-84	1-0	0-1	0-0	1-1
84-85	0-1	0-1	0-0	0-2
85-86	1-0	0-1	0-0	1-1
86-87	0-1	1-0	0-0	1-1
87-88	1-0	0-1	0-0	1-1
88-89	1-0	0-1	0-0	1-1
89-90	1-0	1-0	0-0	2-0
90-91	0-1	1-0	0-0	1-1
91-92	1-0	1-0	0-0	2-0

Season	Home	Road	Neutral	Total
92-93	1-0	0-1	0-0	1-1
93-94	1-0	0-1	0-0	1-1
94-95	0-1	0-1	0-0	0-2
95-96	1-0	0-1	0-0	1-1
96-97	1-0	0-1	0-0	1-1
97-98	1-0	0-1	0-0	1-1
98-99	0-0	1-0	0-0	1-0
99-00	1-0	0-1	0-0	1-1
00-01	0-1	0-1	0-0	0-2
01-02	1-0	0-1	0-0	1-1
02-03	1-0	0-1	0-0	1-1
03-04	0-1	0-1	0-0	0-2
04-05	1-0	0-1	0-0	1-1
05-06	1-0	0-1	0-0	1-1
06-07	1-0	0-1	0-0	1-1
07-08	0-1	0-1	0-0	0-2
08-09	1-0	0-1	0-0	1-1
09-10	1-0	1-0	0-0	2-0
10-11	0-1	0-1	0-0	0-2
11-12	0-0	0-1	0-0	0-1
12-13	0-1	0-1	0-0	0-2
13-14	1-0	0-1	0-0	1-1
14-15	1-0	1-0	0-0	2-0
15-16	1-0	1-0	0-0	2-0
16-17	1-0	1-0	0-0	2-0

TOTALS	53-22	23-52	0-0	76-74
ATL TOTALS	50-21	19-51	0-0	69-72

\* 1967-68 St. Louis Hawks years.

## INDIANA PACERS

125 South Pennsylvania St.  
Indianapolis, IN 46204  
(317) 917-2500

## SCHEDULE (All Times Eastern)

INDIANA	Wed., Dec. 20	7:30
at Indiana	Fri., Feb. 23	7:30
INDIANA	Wed., Feb. 28	7:30
at Indiana	Fri., Mar. 9	7:00



## 2016-17 RESULTS

Indiana, 2-1  
(High Scorer, ATL/IND)  
Nov. 23 at Indiana (96-85, Hawks)  
Howard 23/T. Young 24  
Mar. 5 at Atlanta (97-96, Pacers)  
Hardaway Jr. 24/George 34  
Apr. 12 at Indiana (104-86, Pacers)  
Ilyasova 15/George 32

## SERIES FACTS

Current Streak: Indiana, two wins  
Current Home Streak: Lost 1  
Current Road Streak: Lost 1  
Last Home Win: 3/13/16, 104-75  
Last Road Win: 11/23/16, 96-85  
Last Home Loss: 3/5/17, 97-96  
Last Road Loss: 4/12/17, 104-86  
Biggest Win: 31 (1/28/86), 123-92  
Biggest Loss: 27 (2/21/90), 123-96  
27 (12/29/99), 116-89

## ATLANTA ALL-TIME RECORD vs. INDIANA

Season	Home	Road	Neutral	Total
76-77	0-2	0-2	0-0	0-4
77-78	2-0	1-1	0-0	3-1
78-79	1-1	0-2	0-0	1-3
79-80	3-0	1-2	0-0	4-2
80-81	0-3	1-2	0-0	1-5
81-82	3-0	1-2	0-0	4-2
82-83	3-0	3-0	0-0	6-0
83-84	3-0	1-2	0-0	4-2
84-85	2-0	3-0	1-0	6-0
85-86	3-0	2-1	0-0	5-1
86-87	1-2	2-1	0-0	3-3
87-88	2-1	2-1	0-0	4-2
88-89	3-0	2-1	0-0	5-1
89-90	1-1	1-2	0-0	2-3
90-91	3-0	1-1	0-0	4-1
91-92	1-1	0-3	0-0	1-4
92-93	2-0	0-2	0-0	2-2
93-94	2-1	1-1	0-0	3-2
94-95	1-1	0-3	0-0	1-4
95-96	1-1	0-2	0-0	1-3
96-97	2-0	1-1	0-0	3-1
97-98	0-2	1-1	0-0	1-3
98-99	1-1	2-0	0-0	3-1
99-00	0-2	1-1	0-0	1-3
00-01	2-0	0-2	0-0	2-2
01-02	1-1	0-2	0-0	1-3
02-03	2-0	0-2	0-0	2-2
03-04	0-2	0-2	0-0	0-4
04-05	0-2	0-1	0-0	0-3
05-06	2-0	2-0	0-0	4-0
06-07	1-1	0-2	0-0	1-3
07-08	1-0	0-2	0-0	1-2
08-09	2-0	1-1	0-0	3-1
09-10	2-0	1-0	0-0	3-0
10-11	2-0	1-1	0-0	3-1
11-12	1-0	1-1	0-0	2-1
12-13	2-0	0-2	0-0	2-2
13-14	1-1	1-1	0-0	2-2
14-15	2-0	1-0	0-0	3-0
15-16	2-0	0-2	0-0	2-2
16-17	0-1	1-1	0-0	1-2
TOTALS	63-27	36-56	1-0	100-83

## LOS ANGELES CLIPPERS

LA Clippers Training Center  
6951 South Centinela Blvd.  
Playa Vista, CA 90094  
(310) 862-6000

## SCHEDULE (All Times Eastern)

LA CLIPPERS	Wed., Nov. 22	7:30
at LA Clippers	Mon., Jan 8	10:30



## 2016-17 RESULTS

Los Angeles, 2-0  
(High Scorer, ATL/LAC)  
Jan. 23 at Atlanta (115-105, Clippers)  
Bazemore 25/Rivers 27  
Feb. 15 at Los Angeles (99-84, Clippers)  
Schröder 15/Griffin 17

## SERIES FACTS

Current Streak: Los Angeles, two wins  
Current Home Streak: Lost 2  
Current Road Streak: Lost 1  
Last Home Win: 12/23/14, 107-104  
Last Road Win: 3/5/16, 107-97  
Last Home Loss: 1/23/17, 115-105  
Last Road Loss: 2/15/17, 99-84  
Biggest Win: 37 (1/3/88), 121-84  
Biggest Loss: 24 (2/7/09), 121-97

## ATLANTA ALL-TIME RECORD vs. LOS ANGELES CLIPPERS

Season	Home	Road	Neutral	Total	Season	Home	Road	Neutral	Total
70-71	2-0	1-1	0-0	3-1	94-95	1-0	1-0	0-0	2-0
71-72	2-1	2-1	0-0	4-2	95-96	1-0	1-0	0-0	2-0
72-73	2-1	3-0	0-0	5-1	96-97	1-0	1-0	0-0	2-0
73-74	2-1	0-2	0-1	2-4	97-98	1-0	1-0	0-0	2-0
74-75	0-2	1-1	0-0	1-3	98-99	0-0	1-0	0-0	1-0
75-76	2-1	0-2	0-0	2-3	99-00	1-0	0-1	0-0	1-1
76-77	2-0	2-0	0-0	4-0	00-01	1-0	0-1	0-0	1-1
77-78	2-0	1-1	0-0	3-1	01-02	1-0	0-1	0-0	1-1
78-79	2-0	1-1	0-0	3-1	02-03	1-0	1-0	0-0	2-0
79-80	1-0	0-1	0-0	1-1	03-04	0-1	0-1	0-0	0-2
80-81	1-0	0-1	0-0	1-1	04-05	0-1	0-1	0-0	0-2
81-82	0-1	1-0	0-0	1-1	05-06	0-1	0-1	0-0	0-2
82-83	1-0	0-1	0-0	1-1	06-07	1-0	1-0	0-0	2-0
83-84	1-0	0-1	0-0	1-1	07-08	1-0	0-1	0-0	1-1
84-85	1-0	1-0	0-0	2-0	08-09	0-1	1-0	0-0	1-1
85-86	1-0	1-0	0-0	2-0	09-10	1-0	1-0	0-0	2-0
86-87	1-0	1-0	0-0	2-0	10-11	1-0	1-0	0-0	2-0
87-88	1-0	1-0	0-0	2-0	11-12	1-0	0-1	0-0	1-1
88-89	1-0	1-0	0-0	2-0	12-13	1-0	0-1	0-0	1-1
89-90	0-1	1-0	0-0	1-1	13-14	1-0	0-1	0-0	1-1
90-91	1-0	1-0	0-0	2-0	14-15	1-0	1-0	0-0	2-0
91-92	1-0	0-1	0-0	1-1	15-16	0-1	1-0	0-0	1-1
92-93	1-0	0-1	0-0	1-1	16-17	0-1	0-1	0-0	0-2
93-94	0-1	1-0	0-0	1-1	TOTALS	44-15	32-26	0-1	76-42

## LOS ANGELES LAKERS

555 N. Nash St.  
El Segundo, CA 90245  
(310) 426-6000

## SCHEDULE (All Times Eastern)

at LA Lakers Sun., Jan. 7 9:30  
LA LAKERS Mon., Feb. 26 7:30



## 2016-17 RESULTS

Los Angeles, 2-0  
(High Scorer, ATL/LAL)  
Nov. 2 at Atlanta (123-116, Lakers)  
Howard 31/Russell 23  
Nov. 27 at Los Angeles (109-94, Lakers)  
Bazemore 21/Williams 21

## SERIES FACTS

Current Streak: Los Angeles, two wins  
Current Home Streak: Lost 1  
Current Road Streak: Lost 1  
Last Home Win: 12/4/15, 100-87  
Last Road Win: 3/4/16, 106-77  
Last Home Loss: 11/2/16, 123-116  
Last Road Loss: 11/27/16, 109-94  
Biggest Win: 29 (3/4/16), 106-77  
Biggest Loss: 46 (1/9/04), 113-67

## ATLANTA ALL-TIME RECORD vs. LOS ANGELES LAKERS

Season	Home	Road	Neutral	Total
50-51***				0-11
51-55**				12-30
55-68*				79-68
68-69	2-2	1-2	0-0	3-4
69-70	2-1	2-2	0-0	4-3
70-71	1-1	2-1	0-0	3-2
71-72	0-3	0-2	0-0	0-5
72-73	1-1	2-0	0-0	3-1
73-74	2-0	2-0	0-0	4-0
74-75	2-0	0-2	0-0	2-2
75-76	1-1	0-2	0-0	1-3
76-77	1-1	1-1	0-0	2-2
77-78	2-0	1-1	0-0	3-1
78-79	1-1	0-2	0-0	1-3
79-80	1-0	0-1	0-0	1-1
80-81	0-1	0-1	0-0	0-2
81-82	0-1	0-1	0-0	0-2
82-83	0-1	0-1	0-0	0-2
83-84	0-1	0-1	0-0	0-2
84-85	0-1	0-1	0-0	0-2
85-86	1-0	0-1	0-0	1-1
86-87	0-1	1-0	0-0	1-1
87-88	0-1	0-1	0-0	0-2
88-89	0-1	1-0	0-0	1-1
89-90	0-1	0-1	0-0	0-2
90-91	0-1	0-1	0-0	0-2

Season	Home	Road	Neutral	Total
91-92	0-1	0-1	0-0	0-2
92-93	1-0	0-1	0-0	1-1
93-94	1-0	0-1	0-0	1-1
94-95	0-1	0-1	0-0	0-2
95-96	0-1	0-1	0-0	0-2
96-97	1-0	0-1	0-0	1-1
97-98	0-1	0-1	0-0	0-2
99-00	0-1	0-1	0-0	0-2
00-01	1-0	0-1	0-0	1-1
01-02	0-1	1-0	0-0	1-1
02-03	0-1	1-0	0-0	1-1
03-04	1-0	0-1	0-0	1-1
04-05	1-0	0-1	0-0	1-1
05-06	0-1	1-0	0-0	1-1
06-07	0-1	0-1	0-0	0-2
07-08	1-0	0-1	0-0	1-1
08-09	1-0	0-1	0-0	1-1
09-10	1-0	0-1	0-0	1-1
10-11	0-1	0-1	0-0	0-2
11-12	0-0	0-1	0-0	0-1
12-13	1-0	0-1	0-0	1-1
13-14	1-0	0-1	0-0	1-1
14-15	0-1	1-0	0-0	1-1
15-16	1-0	1-0	0-0	2-0
16-17	0-1	0-1	0-0	0-2
TOTALS				139-186
ATL TOTALS	30-32	18-45	0-0	48-77

\*\*\*1950-51 signifies Tri-Cities Blackhawks years.

\*\*1951-55 signifies Milwaukee Hawks years.

\*1955-68 signifies St. Louis Hawks years.

## MEMPHIS GRIZZLIES

191 Beale St.  
Memphis, TN 38103  
(901) 205-1234

## SCHEDULE (All Times Eastern)

at Memphis Fri., Dec. 15 8:00  
MEMPHIS Tue., Feb. 6 7:30



## 2016-17 RESULTS

Series tied, 1-1  
(High Scorer, ATL/MEM)  
Mar. 11 at Memphis (107-90, Hawks)  
Prince 17/Green 20  
Mar. 16 at Atlanta (103-91, Grizzlies)  
Hardaway Jr. 18/Conley 22

## SERIES FACTS

Current Streak: Memphis, one win  
Current Home Streak: Lost 1  
Current Road Streak: Won 2  
Last Home Win: 3/12/16, 95-83  
Last Road Win: 3/11/17, 107-90  
Last Home Loss: 3/16/17, 103-91  
Last Road Loss: 2/8/15, 94-88  
Biggest Win: 25 (3/1/98), 101-76  
Biggest Loss: 32 (3/16/03), 124-92

## ATLANTA ALL-TIME RECORD vs. MEMPHIS

Season	Home	Road	Neutral	Total
95-96	1-0	1-0	0-0	2-0
96-97	1-0	1-0	0-0	2-0
97-98	1-0	1-0	0-0	2-0
98-99	1-0	0-0	0-0	1-0
99-00	1-0	0-1	0-0	1-1
00-01	1-0	0-1	0-0	1-1
01-02	1-0	1-0	0-0	2-0
02-03	1-0	0-1	0-0	1-1
03-04	0-1	0-1	0-0	0-2
04-05	0-1	0-1	0-0	0-2
05-06	0-1	0-1	0-0	0-2
06-07	1-0	1-0	0-0	2-0
07-08	1-0	1-0	0-0	2-0
08-09	1-0	0-1	0-0	1-1
09-10	1-0	1-0	0-0	2-0
10-11	1-0	1-0	0-0	2-0
11-12	0-1	0-0	0-0	0-1
12-13	1-0	1-0	0-0	2-0
13-14	0-1	0-1	0-0	0-2
14-15	1-0	0-1	0-0	1-1
15-16	1-0	1-0	0-0	2-0
16-17	0-1	1-0	0-0	1-1
TOTALS	16-6	11-9	0-0	27-15

## MIAMI HEAT

601 Biscayne Blvd.  
Miami, FL 33132  
(786) 777-HEAT

## SCHEDULE (All Times Eastern)

at Miami	Mon., Oct. 23	7:30
MIAMI	Mon., Dec. 18	7:30
at Miami	Tue., Apr. 3	7:30
MIAMI	Wed., Apr. 4	7:30



## 2016-17 RESULTS

Series tied, 2-2  
(High Scorer, ATL/MIA)  
Nov. 15 at Miami (93-90, Hawks)  
Schröder 18/Two w/19  
Dec. 7 at Atlanta (103-95, Hawks)  
Howard 23/T. Johnson 27  
Feb. 1 at Miami (116-93, Heat)  
Bazemore 14/Dragic 27  
Feb. 24 at Atlanta (108-90, Heat)  
Millsap 21/T. Johnson 23

## SERIES FACTS

Current Streak: Miami, two wins  
Current Home Streak: Lost 1  
Current Road Streak: Lost 1  
Last Home Win: 12/7/16, 103-95  
Last Road Win: 11/15/16, 93-90  
Last Home Loss: 2/24/17, 108-90  
Last Road Loss: 2/1/17, 116-93  
Biggest Win: 33 (3/11/89), 111-78  
Biggest Loss: 34 (1/1/03), 107-73

## ATLANTA ALL-TIME RECORD vs. MIAMI

Season	Home	Road	Neutral	Total
88-89	1-0	0-1	0-0	1-1
89-90	2-0	2-0	0-0	4-0
90-91	2-0	2-0	0-0	4-0
91-92	2-0	0-2	0-0	2-2
92-93	2-0	1-1	0-0	3-1
93-94	2-0	1-1	0-0	3-1
94-95	1-1	1-1	0-0	2-2
95-96	1-1	1-1	0-0	2-2
96-97	1-0	0-2	0-0	1-2
97-98	1-1	0-2	0-0	1-3
98-99	0-1	0-2	0-0	0-3
99-00	2-0	0-2	0-0	2-2
00-01	0-2	0-1	0-0	0-3
01-02	2-0	1-1	0-0	3-1
02-03	1-1	0-2	0-0	1-3
03-04	1-1	0-2	0-0	1-3
04-05	0-2	0-2	0-0	0-4
05-06	1-1	0-2	0-0	1-3
06-07	0-2	0-2	0-0	0-4
07-08	2-0	1-1	0-0	3-1
08-09	2-0	1-1	0-0	3-1
09-10	1-1	0-2	0-0	1-3
10-11	0-2	1-1	0-0	1-3
11-12	0-2	1-1	0-0	1-3
12-13	0-2	0-2	0-0	0-4
13-14	2-0	0-2	0-0	2-2
14-15	2-0	2-0	0-0	4-0
15-16	0-2	1-1	0-0	1-3
16-17	1-1	1-1	0-0	2-2
TOTALS	32-23	17-39	0-0	49-62

## MILWAUKEE BUCKS

1001 N. Fourth St.  
Milwaukee, WI 53203  
(414) 227-0500

## SCHEDULE (All Times Eastern)

MILWAUKEE	Sun., Oct. 29	3:30
at Milwaukee	Tue., Feb. 13	8:00
at Milwaukee	Sat., Mar. 17	6:00



## 2016-17 RESULTS

Atlanta, 3-1  
(High Scorer, ATL/MIL)  
Nov. 16 at Atlanta (107-100, Hawks)  
Millsap 21/Antetokounmpo 26  
Dec. 9 at Milwaukee (114-110, Hawks)  
Schröder 33/Parker 27  
Jan. 15 at Atlanta (111-98, Hawks)  
Bazemore 24/Antetokounmpo 33  
Mar. 24 at Milwaukee (100-97, Bucks)  
Schröder 28/Antetokounmpo 34

## SERIES FACTS

Current Streak: Milwaukee, one win  
Current Home Streak: Won 3  
Current Road Streak: Lost 1  
Last Home Win: 1/15/17, 111-98  
Last Road Win: 12/9/16, 114-110  
Last Home Loss: 2/20/16, 117-109, 2 OT  
Last Road Loss: 3/24/17, 100-97  
Biggest Win: 39 (1/15/87), 130-91  
Biggest Loss: 36 (2/14/71), 124-88

## ATLANTA ALL-TIME RECORD vs. MILWAUKEE

Season	Home	Road	Neutral	Total
68-69	3-0	1-1	0-1	4-2
69-70	1-2	2-0	0-1	3-3
70-71	0-3	1-1	0-0	1-4
71-72	1-1	1-2	0-0	2-3
72-73	1-1	0-2	0-0	1-3
73-74	0-2	0-1	1-0	1-3
74-75	1-1	1-1	0-0	2-2
75-76	1-1	1-1	0-0	2-2
76-77	2-0	0-2	0-0	2-2
77-78	1-1	1-1	0-0	2-2
78-79	2-0	1-0	0-0	3-0
79-80	1-0	0-1	0-0	1-1
80-81	1-2	0-3	0-0	1-5
81-82	2-1	1-2	0-0	3-3
82-83	1-2	0-2	0-0	1-4
83-84	2-1	1-2	0-0	3-3
84-85	1-2	1-2	0-0	2-4
85-86	3-0	0-3	0-0	3-3
86-87	3-0	0-3	0-0	3-3
87-88	2-1	1-2	0-0	3-3
88-89	3-0	3-0	0-0	6-0
89-90	3-0	0-2	0-0	2-2
90-91	1-1	1-2	0-0	2-3
91-92	2-0	1-1	0-0	3-1
92-93	1-2	2-0	0-0	3-2
TOTALS	70-37	39-64	1-2	110-103



## MINNESOTA TIMBERWOLVES

600 First Ave. North  
Minneapolis, MN 55403  
(612) 673-1600

SCHEDULE (All Times Eastern)

MINNESOTA Mon., Jan. 29 7:30  
at Minnesota Wed., Mar. 28 8:00



## 2016-17 RESULTS

Minnesota, 2-0  
(High Scorer, ATL/MIN)  
Dec. 21 at Atlanta (92-84, Timberwolves)  
Schröder 21/Wiggins 19  
Dec. 26 at Minnesota (104-90, Timberwolves)  
Howard 20/Towns 22

## SERIES FACTS

Current Streak: Minnesota, four wins  
Current Home Streak: Lost 2  
Current Road Streak: Lost 2  
Last Home Win: 1/25/15, 112-100  
Last Road Win: 2/9/15, 117-105  
Last Home Loss: 12/21/16, 92-84  
Last Road Loss: 12/26/16, 104-90  
Biggest Win: 25 (12/22/09), 112-87  
Biggest Loss: 24 (3/26/14), 107-83

## ATLANTA ALL-TIME RECORD vs. MINNESOTA

Season	Home	Road	Neutral	Total
89-90	1-0	0-1	0-0	1-1
90-91	1-0	0-1	0-0	1-1
91-92	1-0	1-0	0-0	2-0
92-93	1-0	1-0	0-0	2-0
93-94	1-0	1-0	0-0	2-0
94-95	1-0	1-0	0-0	2-0
95-96	0-1	1-0	0-0	1-1
96-97	1-0	1-0	0-0	2-0
97-98	0-1	0-1	0-0	0-2
99-00	1-0	0-1	0-0	1-1
00-01	0-1	0-1	0-0	0-2
01-02	0-1	0-1	0-0	0-2
02-03	0-1	0-1	0-0	0-2
03-04	1-0	0-1	0-0	1-1
04-05	1-0	0-1	0-0	1-1
05-06	1-0	0-1	0-0	1-1
06-07	1-0	1-0	0-0	2-0
07-08	1-0	1-0	0-0	2-0
08-09	1-0	1-0	0-0	2-0
09-10	1-0	1-0	0-0	2-0
10-11	1-0	1-0	0-0	2-0
11-12	1-0	0-0	0-0	1-0
12-13	1-0	0-1	0-0	1-1
13-14	1-0	0-1	0-0	1-1
14-15	1-0	1-0	0-0	2-0
15-16	0-1	0-1	0-0	0-2
16-17	0-1	0-1	0-0	0-2
TOTALS	20-7	12-14	0-0	32-21

## NEW ORLEANS PELICANS

1250 Poydras, 19th Floor  
New Orleans, LA 70113  
(504) 593-4700

SCHEDULE (All Times Eastern)

at New Orleans Mon., Nov. 13 8:00  
NEW ORLEANS Wed., Jan. 17 7:30



## 2016-17 RESULTS

Series tied, 1-1  
(High Scorer, ATL/NOP)  
Nov. 22 at Atlanta (112-94, Pelicans)  
Two w/14/Frazier 21  
Jan. 5 at New Orleans (99-94, Hawks)  
Schröder 23/Davis 20

## SERIES FACTS

Current Streak: Atlanta, one win  
Current Home Streak: Lost 1  
Current Road Streak: Won 2  
Last Home Win: 11/11/15, 106-98  
Last Road Win: 1/5/17, 99-94  
Last Home Loss: 11/22/16, 112-94  
Last Road Loss: 2/2/15, 115-100  
Biggest Win: 23 (11/14/09), 121-98  
Biggest Loss: 41 (1/21/11), 100-59

## ATLANTA ALL-TIME RECORD vs. NEW ORLEANS

Season	Home	Road	Neutral	Total
02-03	2-0	0-2	0-0	2-2
03-04	2-0	0-2	0-0	2-2
04-05	0-1	1-0	0-0	1-1
05-06	1-0	0-1	0-0	1-1
06-07	0-1	0-1	0-0	0-2
07-08	0-1	0-1	0-0	0-2
08-09	1-0	1-0	0-0	2-0
09-10	1-0	0-1	0-0	1-1
10-11	0-1	0-1	0-0	0-2
11-12	0-0	1-0	0-0	1-0
12-13	0-1	1-0	0-0	1-1
13-14	0-1	0-1	0-0	0-2
14-15	1-0	0-1	0-0	1-1
15-16	1-0	1-0	0-0	2-0
16-17	0-1	1-0	0-0	1-1
TOTALS	9-7	6-11	0-0	15-18

## NEW YORK KNICKERBOCKERS

Two Pennsylvania Plaza  
New York, NY 10121  
(212) 465-6471

## SCHEDULE (All Times Eastern)

NEW YORK Fri., Nov. 24 7:30  
at New York Sun., Dec. 10 7:30  
at New York Sun., Feb. 4 12:00



## 2016-17 RESULTS

Atlanta, 3-1  
(High Scorer, ATL/NYK)  
Nov. 20 at New York (104-94, Knicks)  
Millsap 19/Anthony 31  
Dec. 28 at Atlanta (102-98 OT, Hawks)  
Schröder 27/Rose 26  
Jan. 16 at New York (108-107, Hawks)  
Schröder 28/Anthony 30  
Jan. 29 at Atlanta (142-139 4OT, Hawks)  
Millsap 37/Anthony 45

## SERIES FACTS

Current Streak: Atlanta, three wins  
Current Home Streak: Won 2  
Current Road Streak: Won 1  
Last Home Win: 1/29/17, 142-139, 4OT  
Last Road Win: 1/16/17, 108-107  
Last Home Loss: 1/5/16, 107-101  
Last Road Loss: 11/20/16, 104-94  
Biggest Win: 37 (4/3/87), 126-89  
Biggest Loss: 36 (1/3/81), 131-95  
36 (4/13/01), 101-65

## ATLANTA ALL-TIME RECORD vs. NEW YORK

Season	Home	Road	Neutral	Total
49-51***				3-5
51-55**				9-20
55-68*	38-13	24-23	12-6	74-42
68-69	2-1	0-3	0-0	2-4
69-70	2-1	2-1	0-0	4-2
70-71	1-2	2-1	0-0	3-3
71-72	2-0	1-1	0-0	3-1
72-73	2-1	1-2	0-0	3-3
73-74	1-2	0-3	0-0	1-5
74-75	0-2	0-2	0-0	0-4
75-76	2-0	1-2	0-0	3-2
76-77	1-1	0-2	0-0	1-3
77-78	1-1	1-1	0-0	2-2
78-79	2-0	0-2	0-0	2-2
79-80	3-0	1-2	0-0	4-2
80-81	1-2	1-2	0-0	2-4
81-82	3-0	2-1	0-0	5-1
82-83	1-1	2-1	0-0	3-2
83-84	3-0	1-1	0-0	4-1
84-85	2-1	1-2	0-0	3-3
85-86	3-0	2-1	0-0	5-1
86-87	3-0	2-1	0-0	5-1
87-88	2-1	1-2	0-0	3-3
88-89	1-1	1-1	0-0	2-2
89-90	0-2	1-1	0-0	1-3
90-91	2-0	1-1	0-0	3-1

Season	Home	Road	Neutral	Total
91-92	1-1	1-1	0-0	2-2
92-93	1-1	1-1	0-0	2-2
93-94	1-1	1-1	0-0	2-2
94-95	2-0	0-2	0-0	2-2
95-96	0-1	2-0	0-0	2-1
96-97	1-1	0-2	0-0	1-3
97-98	1-1	1-1	0-0	2-2
98-99	1-1	1-0	0-0	2-1
99-00	2-0	0-1	0-0	2-1
00-01	2-0	0-2	0-0	2-2
01-02	1-1	0-2	0-0	1-3
02-03	1-1	0-2	0-0	1-3
03-04	0-1	0-2	0-0	0-3
04-05	0-2	1-1	0-0	1-3
05-06	2-0	0-2	0-0	2-2
06-07	1-1	0-1	0-0	1-2
07-08	2-0	2-0	0-0	4-0
08-09	1-0	0-2	0-0	1-2
09-10	1-1	0-2	0-0	1-3
10-11	1-1	1-1	0-0	2-2
11-12	1-1	0-1	0-0	1-2
12-13	0-1	0-2	0-0	0-3
13-14	1-1	1-1	0-0	2-2
14-15	1-0	1-1	0-0	2-1
15-16	1-1	1-1	0-0	2-2
16-17	2-0	1-1	0-0	3-1

TOTALS 106-51 63-92 12-6 193-174  
ATL TOTALS 67-37 39-67 0-0 106-104

\*\*\*1949-51 signifies Tri-Cities Blackhawks years.

\*\*1951-55 signifies Milwaukee Hawks years.

\*1955-68 signifies St. Louis Hawks years.

## OKLAHOMA CITY THUNDER

211 N. Robinson, Suite 300  
Oklahoma City, OK 73102  
(405) 208-4800

## SCHEDULE (All Times Eastern)

at Ok. City Fri., Dec. 22 8:00  
OK. CITY Tue., Mar. 13 7:30



## 2016-17 RESULTS

Series tied, 1-1  
(High Scorer, ATL/OKC)  
Dec. 5 at Atlanta (102-99, Thunder)  
Millsap 24/Westbrook 32  
Dec. 19 at Oklahoma City (110-108, Hawks)  
Schröder 31/Westbrook 46

## SERIES FACTS

Current Streak: Atlanta, one win  
Current Home Streak: Lost 1  
Current Road Streak: Won 1  
Last Home Win: 11/30/15, 106-100  
Last Road Win: 12/19/16, 110-108  
Last Home Loss: 12/5/16, 102-99  
Last Road Loss: 12/10/15, 107-94  
Biggest Win: 38 (3/15/72), 134-96  
Biggest Loss: 24 (4/3/93), 129-105

## ATLANTA ALL-TIME RECORD vs. OKLAHOMA CITY

Season	Home	Road	Neutral	Total
67-68*	4-0	3-0	1-0	8-0
68-69	2-1	2-1	0-0	4-2
69-70	4-0	1-2	0-0	5-2
70-71	1-1	2-1	0-0	3-2
71-72	1-2	0-2	0-0	1-4
72-73	2-0	1-1	0-0	3-1
73-74	2-0	2-0	0-0	4-0
74-75	2-0	1-1	0-0	3-1
75-76	1-1	0-2	0-0	1-3
76-77	0-1	1-1	0-0	1-2
77-78	2-0	0-1	0-0	2-1
78-79	1-1	0-2	0-0	1-3
79-80	0-1	0-1	0-0	0-2
80-81	1-0	0-1	0-0	1-1
81-82	0-1	1-0	0-0	1-1
82-83	1-0	0-1	0-0	1-1
83-84	1-0	0-1	0-0	1-1
84-85	1-0	0-1	0-0	1-1
85-86	1-0	0-1	0-0	1-1
86-87	1-0	1-0	0-0	2-0
87-88	1-0	1-0	0-0	2-0
88-89	1-0	0-1	0-0	1-1
89-90	1-0	0-1	0-0	1-1
90-91	1-0	0-1	0-0	1-1
91-92	0-1	1-0	0-0	1-1

Season	Home	Road	Neutral	Total
92-93	1-0	0-1	0-0	1-1
93-94	1-0	0-1	0-0	1-1
94-95	0-1	0-1	0-0	0-2
95-96	0-1	0-1	0-0	0-2
96-97	0-1	1-0	0-0	1-1
97-98	1-0	0-1	0-0	1-1
99-00	0-1	1-0	0-0	1-1
00-01	0-1	1-0	0-0	1-1
01-02	0-1	0-1	0-0	0-2
02-03	1-0	0-1	0-0	1-1
03-04	0-1	1-0	0-0	1-1
04-05	0-1	0-1	0-0	0-2
05-06	0-1	0-1	0-0	0-2
06-07	0-1	0-1	0-0	0-2
07-08	0-1	1-0	0-0	1-1
08-09	1-0	1-0	0-0	2-0
09-10	0-1	0-1	0-0	0-2
10-11	0-1	0-1	0-0	0-2
11-12	1-0	0-0	0-0	1-0
12-13	0-1	1-0	0-0	1-1
13-14	0-1	0-1	0-0	0-2
14-15	1-0	0-1	0-0	1-1
15-16	1-0	0-1	0-0	1-1
16-17	0-1	1-0	0-0	1-1

TOTALS 40-26 25-38 1-0 66-64  
ATL TOTALS 35-26 22-38 0-0 57-64

\* 1967-68 signifies St. Louis Hawks years.

## ORLANDO MAGIC

8701 Maitland Summit Blvd.  
Orlando, FL 32810  
(407) 916-2400

## SCHEDULE (All Times Eastern)

at Orlando	Wed., Dec. 6	7:00
ORLANDO	Sat., Dec. 9	7:30
at Orlando	Thu., Feb. 8	7:00
ORLANDO	Sun., Apr. 1	6:00



## 2016-17 RESULTS

Series tied, 2-2  
(High Scorer, ATL/ORL)  
Dec. 13 at Atlanta (131-120, Magic)  
Howard 20/Ibaka 29  
Jan. 4 at Orlando (111-92, Hawks)  
Schröder 18/Two w/15  
Feb. 4 at Atlanta (113-86, Hawks)  
Two w/21/Gordon 16  
Feb. 25 at Orlando (105-86, Magic)  
Hardaway Jr. 15/Ross 24

## SERIES FACTS

Current Streak: Orlando, one win  
Current Home Streak: Won 1  
Current Road Streak: Lost 1  
Last Home Win: 2/4/17, 113-86  
Last Road Win: 1/4/17, 111-92  
Last Home Loss: 12/13/16, 131-120  
Last Road Loss: 2/25/17, 105-86  
Biggest Win: 39 (11/11/89), 148-109  
Biggest Loss: 41 (12/19/92), 125-84

## ATLANTA ALL-TIME RECORD vs. ORLANDO

Season	Home	Road	Neutral	Total
89-90	2-0	3-0	0-0	5-0
90-91	1-0	0-1	0-0	1-1
91-92	1-1	1-1	0-0	2-2
92-93	1-1	0-2	0-0	1-3
93-94	2-0	1-1	0-0	3-1
94-95	1-1	0-2	0-0	1-3
95-96	2-0	0-2	0-0	2-2
96-97	2-0	1-1	0-0	3-1
97-98	1-1	1-1	0-0	2-2
98-99	1-1	1-1	0-0	2-2
99-00	0-1	0-2	0-0	0-3
00-01	1-1	0-2	0-0	1-3
01-02	1-1	0-2	0-0	1-3
02-03	2-0	0-1	0-0	2-1
03-04	0-2	1-1	0-0	1-3
04-05	1-1	0-2	0-0	1-3
05-06	2-0	0-2	0-0	2-2
06-07	2-0	1-1	0-0	3-1
07-08	1-1	1-1	0-0	2-2
08-09	0-2	1-1	0-0	1-3
09-10	1-1	0-2	0-0	1-3
10-11	2-0	1-1	0-0	3-1
11-12	1-0	2-0	0-0	3-0
12-13	2-0	2-0	0-0	4-0
13-14	1-1	1-1	0-0	2-2
14-15	2-0	1-1	0-0	3-1
15-16	1-1	1-1	0-0	2-2
16-17	1-1	1-1	0-0	2-2
TOTALS	35-18	21-34	0-0	56-52

## PHILADELPHIA 76ERS

3601 S. Broad St.  
Philadelphia, PA 19148  
(215) 339-7600

## SCHEDULE (All Times Eastern)

at Philadelphia	Wed., Nov. 1	7:00
PHILADELPHIA	Fri., Mar. 30	7:30
PHILADELPHIA	Tue., Apr. 10	7:30



## 2016-17 RESULTS

Atlanta, 4-0  
(High Scorer, ATL/PHI)  
Oct. 29 at Philadelphia (104-72, Hawks)  
Millsap 17/Rodriguez 14  
Nov. 12 at Atlanta (117-96, Hawks)  
Hardaway Jr. 20/Okafor 18  
Jan. 21 at Atlanta (110-93, Hawks)  
Millsap 22/Ilyasova 21  
Mar. 29 at Philadelphia (99-92, Hawks)  
Howard 22/Holmes 25

## SERIES FACTS

Current Streak: Atlanta, seven wins  
Current Home Streak: Won 7  
Current Road Streak: Won 4  
Last Home Win: 1/21/17, 110-93  
Last Road Win: 3/29/17, 99-92  
Last Home Loss: 4/5/13, 101-90  
Last Road Loss: 3/7/15, 92-84  
Biggest Win: 38 (2/3/16), 124-86  
Biggest Loss: 47 (12/8/82), 132-85

## ATLANTA ALL-TIME RECORD vs. PHILADELPHIA

Season	Home	Road	Neutral	Total	Season	Home	Road	Neutral	Total
55-68*	34-15	12-30	11-15	57-60	93-94	2-0	2-0	0-0	4-0
68-69	1-2	0-3	0-0	1-5	94-95	1-1	2-0	0-0	3-1
69-70	2-1	1-2	0-0	3-3	95-96	1-1	1-0	0-0	2-1
70-71	3-0	1-2	0-0	4-2	96-97	2-0	2-0	0-0	4-0
71-72	2-1	1-1	0-1	3-3	97-98	2-0	1-1	0-0	3-1
72-73	3-0	2-0	1-0	6-0	98-99	1-0	1-1	0-0	2-1
73-74	2-1	1-1	0-1	3-3	99-00	0-2	0-2	0-0	0-4
74-75	2-0	0-2	0-0	2-2	00-01	0-1	0-2	0-0	0-3
75-76	2-1	0-2	0-0	2-3	01-02	1-1	0-2	0-0	1-3
76-77	1-1	0-2	0-0	1-3	02-03	1-1	2-0	0-0	3-1
77-78	1-1	1-1	0-0	2-2	03-04	1-1	0-1	0-0	1-2
78-79	2-0	0-2	0-0	2-2	04-05	1-1	0-2	0-0	1-3
79-80	2-1	2-1	0-0	4-2	05-06	1-0	0-2	0-0	1-2
80-81	1-2	0-3	0-0	1-5	06-07	1-1	0-2	0-0	1-3
81-82	1-2	2-1	0-0	3-3	07-08	1-1	2-0	0-0	3-1
82-83	2-1	0-3	0-0	2-4	08-09	1-1	0-1	0-0	1-2
83-84	3-0	2-1	0-0	5-1	09-10	1-0	1-1	0-0	2-1
84-85	0-2	0-3	0-0	0-5	10-11	1-1	1-1	0-0	2-2
85-86	3-0	1-1	0-0	4-1	11-12	0-1	0-2	0-0	0-3
86-87	2-1	1-2	0-0	3-3	12-13	1-1	1-1	0-0	2-2
87-88	3-0	3-0	0-0	6-0	13-14	2-0	1-0	0-0	3-0
88-89	2-0	0-2	0-0	2-2	14-15	2-0	1-1	0-0	3-1
89-90	1-1	1-1	0-0	2-2	15-16	1-0	2-0	0-0	3-0
90-91	0-2	0-2	0-0	0-4	16-17	2-0	2-0	0-0	4-0
91-92	1-1	1-1	0-0	2-2	TOTALS	104-52	56-91	12-17	172-160
92-93	1-1	2-0	0-0	3-1	ATL TOTALS	67-36	41-58	1-2	109-96

\* 1955-68 signifies St. Louis Hawks years.

## PHOENIX SUNS

201 E. Jefferson St.  
Phoenix, AZ 85004  
(602) 379-7900

## SCHEDULE (All Times Eastern)

at Phoenix Tue., Jan. 2 9:00  
PHOENIX Sun., Mar. 4 3:30



## 2016-17 RESULTS

Series tied, 1-1  
(High Scorer, ATL/PHO)  
Nov. 30 at Phoenix (109-107, Suns)  
Schröder 31/Knight 23  
Mar. 28 at Atlanta (95-91, Hawks)  
Schröder 27/Warren 24

## SERIES FACTS

Current Streak: Atlanta, one win  
Current Home Streak: Won 3  
Current Road Streak: Lost 2  
Last Home Win: 3/28/17, 95-91  
Last Road Win: 3/13/15, 96-87  
Last Home Loss: 3/24/14, 102-95  
Last Road Loss: 11/30/16, 109-107  
Biggest Win: 41 (3/10/71), 139-98  
Biggest Loss: 44 (3/30/00), 118-74

## ATLANTA ALL-TIME RECORD vs. PHOENIX

Season	Home	Road	Neutral	Total
68-69	2-0	3-0	1-0	6-0
69-70	2-1	0-2	0-1	2-4
70-71	1-2	0-2	0-0	1-4
71-72	2-0	1-2	0-0	3-2
72-73	1-0	1-1	0-0	2-1
73-74	1-1	0-2	0-0	1-3
74-75	2-0	2-0	0-0	4-0
75-76	0-2	0-2	0-0	0-4
76-77	0-2	0-2	0-0	0-4
77-78	1-0	1-1	1-0	3-1
78-79	1-0	1-1	1-0	3-1
79-80	1-0	0-1	0-0	1-1
80-81	0-1	0-1	0-0	0-2
81-82	1-0	0-1	0-0	1-1
82-83	1-0	0-1	0-0	1-1
83-84	1-0	0-1	0-0	1-1
84-85	1-0	1-0	0-0	2-0
85-86	1-0	1-0	0-0	2-0
86-87	1-0	0-1	0-0	1-1
87-88	1-0	0-1	0-0	1-1
88-89	0-1	1-0	0-0	1-1
89-90	0-1	0-1	0-0	0-2
90-91	0-1	0-1	0-0	0-2
91-92	1-0	1-0	0-0	2-0

Season	Home	Road	Neutral	Total
92-93	0-1	0-1	0-0	0-2
93-94	1-0	0-1	0-0	1-1
94-95	1-0	0-1	0-0	1-1
95-96	0-1	0-1	0-0	0-2
96-97	1-0	0-1	0-0	1-1
97-98	0-1	0-1	0-0	0-2
98-99	1-0	0-0	0-0	1-0
99-00	0-1	0-1	0-0	0-2
00-01	0-1	0-1	0-0	0-2
01-02	1-0	0-1	0-0	1-1
02-03	0-1	0-1	0-0	0-2
03-04	0-1	1-0	0-0	1-1
04-05	0-1	0-1	0-0	0-2
05-06	0-1	0-1	0-0	0-2
06-07	0-1	1-0	0-0	1-1
07-08	1-0	0-1	0-0	1-1
08-09	0-1	0-1	0-0	0-2
09-10	1-0	0-1	0-0	1-1
10-11	0-1	0-1	0-0	0-2
11-12	0-1	1-0	0-0	1-1
12-13	1-0	0-1	0-0	1-1
13-14	0-1	0-1	0-0	0-2
14-15	1-0	1-0	0-0	2-0
15-16	1-0	0-1	0-0	1-1
16-17	1-0	0-1	0-0	1-1

TOTALS 33-26 17-44 3-1 53-71

## PORTLAND TRAIL BLAZERS

One Center Court, Suite 200  
Portland, OR 97227  
(503) 234-9291

## SCHEDULE (All Times Eastern)

PORTLAND Sat., Dec. 30 7:30  
at Portland Fri., Jan. 5 10:00



## 2016-17 RESULTS

Series tied, 1-1  
(High Scorer, ATL/POR)  
Feb. 13 at Portland (109-104, OT, Hawks)  
Hardaway Jr. 25/McCollum 26  
Mar. 18 at Atlanta (113-97, Trail Blazers)  
Ilyasova 23/Lillard 27

## SERIES FACTS

Current Streak: Portland, one win  
Current Home Streak: Lost 1  
Current Road Streak: Won 3  
Last Home Win: 12/21/15, 106-97  
Last Road Win: 2/13/17, 109-104, OT  
Last Home Loss: 3/18/17, 113-97  
Last Road Loss: 3/5/14, 102-78  
Biggest Win: 27 (1/17/74), 126-99  
Biggest Loss: 40 (11/11/77), 132-92

## ATLANTA ALL-TIME RECORD vs. PORTLAND

Season	Home	Road	Neutral	Total
70-71	2-0	0-2	0-0	2-2
71-72	2-0	2-0	0-0	4-0
72-73	2-0	2-0	0-0	4-0
73-74	2-0	0-2	0-0	2-2
74-75	0-2	1-1	0-0	1-3
75-76	1-1	1-1	0-0	2-2
76-77	2-0	1-1	0-0	3-1
77-78	1-1	0-2	0-0	1-3
78-79	2-0	0-2	0-0	2-2
79-80	1-0	1-0	0-0	2-0
80-81	1-0	0-0	0-1	1-1
81-82	1-0	1-0	0-0	2-0
82-83	1-0	0-1	0-0	1-1
83-84	0-1	0-1	0-0	0-2
85-86	1-0	1-0	0-0	2-0
86-87	1-0	0-1	0-0	1-1
87-88	0-1	0-1	0-0	0-2
88-89	1-0	0-1	0-0	1-1
89-90	1-0	0-1	0-0	1-1
90-91	1-0	0-1	0-0	1-1
91-92	0-1	0-1	0-0	0-2
92-93	1-0	0-1	0-0	1-1

Season	Home	Road	Neutral	Total
93-94	1-0	0-1	0-0	1-1
94-95	0-1	1-0	0-0	1-1
95-96	1-0	1-0	0-0	2-0
96-97	1-0	1-0	0-0	2-0
97-98	0-1	1-0	0-0	1-1
99-00	0-1	0-1	0-0	0-2
00-01	1-0	0-1	0-0	1-1
01-02	1-0	0-1	0-0	1-1
02-03	0-1	0-1	0-0	0-2
03-04	0-1	0-1	0-0	0-2
04-05	0-1	0-1	0-0	0-2
05-06	0-1	0-1	0-0	0-2
06-07	0-1	1-0	0-0	1-1
07-08	0-1	0-1	0-0	0-2
08-09	1-0	0-1	0-0	1-1
09-10	1-0	1-0	0-0	2-0
10-11	1-0	1-0	0-0	2-0
11-12	1-0	0-1	0-0	1-1
12-13	0-1	1-0	0-0	1-1
13-14	0-1	0-1	0-0	0-2
14-15	1-0	1-0	0-0	2-0
15-16	1-0	1-0	0-0	2-0
16-17	0-1	1-0	0-0	1-1

TOTALS 35-19 21-34 0-1 56-54



## SACRAMENTO KINGS

One Sports Parkway  
Sacramento, CA 95834  
(916) 455-4647

## SCHEDULE (All Times Eastern)

SACRAMENTO Wed., Nov. 15 7:30  
at Sacramento Thu., Mar. 22 10:00



## 2016-17 RESULTS

Series tied, 1-1

(High Scorer, ATL/SAC)

Oct. 31 at Atlanta (106-95, Hawks)

Howard 18/Gay 22

Feb. 10 at Sacramento (108-107, Kings)

Hardaway Jr. 28/Three w/22

## SERIES FACTS

Current Streak: Sacramento, one win

Current Home Streak: Won 10

Current Road Streak: Lost 2

Last Home Win: 10/31/16, 106-95

Last Road Win: 3/16/15, 110-103

Last Home Loss: 3/3/06, 102-93

Last Road Loss: 2/10/17, 108-107

Biggest Win: 25 (3/9/15), 130-105

Biggest Loss: 29 (12/5/69), 156-127

## ATLANTA ALL-TIME RECORD vs. SACRAMENTO

Season	Home	Road	Neutral	Total
49-55**				14-37
55-68*	46-11	22-37	8-14	76-62
68-69	2-1	1-1	1-0	4-2
69-70	1-1	0-1	2-1	3-3
70-71	2-1	0-3	0-0	2-4
71-72	2-1	1-2	0-0	3-3
72-73	2-0	0-2	0-0	2-2
73-74	0-2	1-1	0-0	1-3
74-75	1-1	1-1	0-0	2-2
75-76	2-0	0-2	0-0	2-2
76-77	0-2	1-0	0-0	1-2
77-78	1-0	1-1	0-0	2-1
78-79	2-0	0-2	0-0	2-2
79-80	0-1	0-1	0-0	0-2
80-81	1-0	0-1	0-0	1-1
81-82	1-0	0-1	0-0	1-1
82-83	0-1	0-1	0-0	0-2
83-84	0-1	0-1	0-0	0-2
84-85	0-1	0-1	0-0	0-2
85-86	1-0	1-0	0-0	2-0
86-87	1-0	1-0	0-0	2-0
87-88	0-1	1-0	0-0	1-1
88-89	1-0	1-0	0-0	2-0
89-90	1-0	0-1	0-0	1-1
90-91	1-0	1-0	0-0	2-0

Season	Home	Road	Neutral	Total
91-92	1-0	0-1	0-0	1-1
92-93	1-0	0-1	0-0	1-1
93-94	1-0	1-0	0-0	2-0
94-95	1-0	0-1	0-0	1-1
95-96	1-0	1-0	0-0	2-0
96-97	1-0	1-0	0-0	2-0
97-98	1-0	1-0	0-0	2-0
99-00	1-0	1-0	0-0	2-0
00-01	1-0	0-1	0-0	1-1
01-02	0-1	0-1	0-0	0-2
02-03	1-0	0-1	0-0	1-1
03-04	0-1	0-1	0-0	0-2
04-05	0-1	0-1	0-0	0-2
05-06	0-1	0-1	0-0	0-2
06-07	1-0	0-1	0-0	1-1
07-08	1-0	0-1	0-0	1-1
08-09	1-0	1-0	0-0	2-0
09-10	1-0	1-0	0-0	2-0
10-11	1-0	1-0	0-0	2-0
11-12	0-0	1-0	0-0	1-0
12-13	1-0	1-0	0-0	2-0
13-14	1-0	1-0	0-0	2-0
14-15	1-0	1-0	0-0	2-0
15-16	1-0	0-1	0-0	1-1
16-17	1-0	0-1	0-0	1-1

TOTALS 88-29 45-73 11-15 158-154  
ATL TOTALS 42-18 23-36 3-1 68-55

\*\* 1949-55 signifies Tri-Cities (49-51)

and Milwaukee (51-55) years.

\* 1955-68 signifies St. Louis Hawks years.

## SAN ANTONIO SPURS

AT&T Center  
One AT&T Center  
San Antonio, TX 78219  
(210) 444-5000

## SCHEDULE (All Times Eastern)

at San Antonio Mon., Nov. 20 8:30  
SAN ANTONIO Mon., Jan. 15 3:00



## 2016-17 RESULTS

Series tied, 1-1

(High Scorer, ATL/SAS)

Jan. 1 at Atlanta (114-112, OT, Hawks)

Millsap 32/Aldridge 27

Mar. 13 at San Antonio (107-99, Spurs)

Schröder 22/Leonard 31

## SERIES FACTS

Current Streak: San Antonio, one win

Current Home Streak: Won 1

Current Road Streak: Lost 19

Last Home Win: 1/1/17, 114-112, OT

Last Road Win: 2/15/97, 109-89

Last Home Loss: 12/12/15, 103-78

Last Road Loss: 3/13/17, 107-99

Biggest Win: 24 (11/28/87), 124-100

Biggest Loss: 39 (11/21/03), 114-75

## ATLANTA ALL-TIME RECORD vs. SAN ANTONIO

Season	Home	Road	Neutral	Total
76-77	2-0	2-0	0-0	4-0
77-78	1-1	0-2	0-0	1-3
78-79	2-0	1-1	0-0	3-1
79-80	2-1	3-0	0-0	5-1
80-81	1-0	0-1	0-0	1-1
81-82	0-1	1-0	0-0	1-1
82-83	0-1	0-1	0-0	0-2
83-84	1-0	0-1	0-0	1-1
84-85	0-1	0-1	0-0	0-2
85-86	1-0	0-1	0-0	1-1
86-87	1-0	1-0	0-0	2-0
87-88	1-0	1-0	0-0	2-0
88-89	1-0	0-1	0-0	1-1
89-90	1-0	0-1	0-0	1-1
90-91	1-0	1-0	0-0	2-0
91-92	0-1	0-1	0-0	0-2
92-93	1-0	1-0	0-0	2-0
93-94	1-0	0-1	0-0	1-1
94-95	1-0	0-1	0-0	1-1
95-96	0-1	0-1	0-0	0-2
96-97	1-0	1-0	0-0	2-0
97-98	1-0	0-1	0-0	1-1
99-00	0-1	0-1	0-0	0-2
00-01	0-1	0-1	0-0	0-2
01-02	0-1	0-1	0-0	0-2
02-03	1-0	0-1	0-0	1-1
03-04	1-0	0-1	0-0	1-1
04-05	0-1	0-1	0-0	0-2
05-06	1-0	0-1	0-0	1-1
06-07	0-1	0-1	0-0	0-2
07-08	0-1	0-1	0-0	0-2
08-09	0-1	0-1	0-0	0-2
09-10	1-0	0-1	0-0	1-1
10-11	0-1	0-1	0-0	0-2
11-12	0-0	0-1	0-0	0-1
12-13	0-1	0-1	0-0	0-2
13-14	0-1	0-1	0-0	0-2
14-15	0-1	0-1	0-0	0-2
15-16	0-1	0-1	0-0	0-2
16-17	1-0	0-1	0-0	1-1
TOTALS	25-19	12-33	0-0	37-52

## TORONTO RAPTORS

Air Canada Centre  
40 Bay Street, Suite 400  
Toronto, Ontario M5J 2X2  
(416) 815-5600

## SCHEDULE (All Times Eastern)

TORONTO	Sat., Nov. 25	7:30
at Toronto	Fri., Dec. 29	7:30
TORONTO	Wed., Jan. 24	7:30
at Toronto	Tue., Mar. 6	7:00



## 2016-17 RESULTS

Atlanta, 2-1  
(High Scorer, ATL/TOR)  
Dec. 3 at Toronto (128-84, Raptors)  
Two w/15/DeRozan 21  
Dec. 16 at Toronto (125-121, Hawks)  
Howard 27/DeRozan 34  
Mar. 10 at Atlanta (105-99, Hawks)  
Schröder 26/DeRozan 28

## SERIES FACTS

Current Streak: Atlanta, two wins  
Current Home Streak: Won 2  
Current Road Streak: Won 1  
Last Home Win: 3/10/17, 105-99  
Last Road Win: 12/16/16, 125-121  
Last Home Loss: 12/2/15, 96-86  
Last Road Loss: 12/3/16, 128-84  
Biggest Win: 31 (12/2/09), 146-115  
Biggest Loss: 44 (12/3/16), 128-84

## ATLANTA ALL-TIME RECORD vs. TORONTO

Season	Home	Road	Neutral	Total
95-96	2-0	2-0	0-0	4-0
96-97	2-0	2-0	0-0	4-0
97-98	2-0	2-0	0-0	4-0
98-99	1-1	1-0	0-0	2-1
99-00	1-1	1-1	0-0	2-2
00-01	1-1	1-1	0-0	2-2
01-02	0-2	0-2	0-0	0-4
02-03	1-1	0-2	0-0	1-3
03-04	1-1	0-2	0-0	1-3
04-05	0-1	1-1	0-0	1-2
05-06	0-2	1-1	0-0	1-3
06-07	1-1	1-1	0-0	2-2
07-08	1-1	0-1	0-0	1-2
08-09	2-0	1-1	0-0	3-1
09-10	2-0	1-1	0-0	3-1
10-11	1-0	2-0	0-0	3-0
11-12	1-1	2-0	0-0	3-1
12-13	1-1	1-0	0-0	2-1
13-14	2-0	0-2	0-0	2-2
14-15	0-2	1-1	0-0	1-3
15-16	1-1	0-2	0-0	1-3
16-17	1-0	1-1	0-0	2-1
TOTALS	24-17	21-20	0-0	45-37

## UTAH JAZZ

301 West South Temple  
Salt Lake City, UT 84101  
(801) 325-2500

## SCHEDULE (All Times Eastern)

UTAH	Mon., Jan. 22	7:30
at Utah	Tue., Mar. 20	9:00



## 2016-17 RESULTS

Utah, 2-0  
(High Scorer, ATL/UT)  
Nov. 25 at Utah (95-68, Jazz)  
Schröder 16/Hayward 24  
Feb. 6 at Atlanta (120-95, Jazz)  
Schröder 21/Hayward 30

## SERIES FACTS

Current Streak: Utah, two wins  
Current Home Streak: Lost 2  
Current Road Streak: Lost 1  
Last Home Win: 11/12/14, 100-97  
Last Road Win: 3/8/16, 91-84  
Last Home Loss: 2/6/17, 120-95  
Last Road Loss: 11/25/16, 95-68  
Biggest Win: 34 (12/2/78), 128-94  
Biggest Loss: 29 (11/13/76), 115-86

## ATLANTA ALL-TIME RECORD vs. UTAH

Season	Home	Road	Neutral	Total
74-75	3-1	0-4	0-0	3-5
75-76	1-2	1-2	0-0	2-4
76-77	0-2	1-1	0-0	1-3
77-78	1-0	0-1	1-1	2-2
78-79	2-0	0-2	0-0	2-2
79-80	1-0	1-0	0-0	2-0
80-81	1-0	1-0	0-0	2-0
81-82	1-0	1-0	0-0	2-0
82-83	1-0	1-0	0-0	2-0
83-84	1-0	0-1	0-0	1-1
84-85	0-0	1-0	1-0	1-0
85-86	0-1	0-1	0-0	0-2
86-87	1-0	1-0	0-0	2-0
87-88	1-0	0-1	0-0	1-1
88-89	0-1	1-0	0-0	1-1
89-90	1-0	0-1	0-0	1-1
90-91	1-0	0-1	0-0	1-1
91-92	1-0	0-1	0-0	1-1
92-93	1-0	1-0	0-0	2-0
93-94	1-0	0-1	0-0	1-1
94-95	0-1	0-1	0-0	0-2
TOTALS	30-18	16-32	2-1	48-51

## WASHINGTON WIZARDS

601 F Street, NW  
Washington, DC 20004  
(202) 661-5000

## SCHEDULE (All Times Eastern)

at Washington Sat., Nov. 11 7:00  
WASHINGTON Wed., Dec. 27 7:30  
WASHINGTON Sat., Jan. 27 7:30  
at Washington Fri., Apr. 6 7:00



## 2016-17 RESULTS

Washington, 3-1  
(High Scorer, ATL/WAS)  
Oct. 27 at Atlanta (114-99, Hawks)  
Millsap 28/Morris 22  
Nov. 4 at Washington (95-92, Wizards)  
Two w/20/Beal 28  
Jan. 27 at Atlanta (112-86, Wizards)  
Bazemore 15/Porter 21  
Mar. 22 at Washington (104-100, Wizards)  
Hardaway Jr. 29/Beal 28

## SERIES FACTS

Current Streak: Washington, three wins  
Current Home Streak: Lost 1  
Current Road Streak: Lost 3  
Last Home Win: 10/27/16, 114-99  
Last Road Win: 3/23/16, 122-101  
Last Home Loss: 1/27/17, 112-86  
Last Road Loss: 3/22/17, 104-100  
Biggest Win: 31 (1/11/15), 120-89  
Biggest Loss: 32 (4/9/11), 115-83

## ATLANTA ALL-TIME RECORD vs. WASHINGTON

Season	Home	Road	Neutral	Total
61-68*	22-4	10-19	6-5	38-28
68-69	1-2	1-2	0-0	2-4
69-70	1-2	1-2	0-0	2-4
70-71	1-2	2-1	0-0	3-3
71-72	2-1	0-3	0-0	2-4
72-73	3-1	0-3	0-0	3-4
73-74	3-1	1-3	0-0	4-4
74-75	3-1	0-4	0-0	3-5
75-76	1-2	0-3	0-0	1-5
76-77	1-1	0-2	0-0	1-3
77-78	0-1	0-2	1-0	1-3
78-79	1-1	1-1	0-0	2-2
79-80	3-0	0-3	0-0	3-3
80-81	1-2	0-2	0-0	1-4
81-82	2-1	0-3	0-0	2-4
82-83	3-0	1-2	0-0	4-2
83-84	2-1	2-1	0-0	4-2
84-85	3-0	0-3	0-0	3-3
85-86	1-1	0-3	0-0	1-4
86-87	3-0	2-0	0-0	5-0
87-88	2-1	1-2	0-0	3-3
88-89	2-0	1-1	0-0	3-1
89-90	0-2	2-0	0-0	2-2
90-91	2-0	0-2	0-0	2-2
91-92	1-1	1-1	0-0	2-2

Season	Home	Road	Neutral	Total
92-93	1-1	1-1	0-0	2-2
93-94	2-0	2-0	0-0	4-0
94-95	2-0	2-0	0-0	4-0
95-96	1-1	0-2	0-0	1-3
96-97	2-0	0-1	0-0	2-1
97-98	2-0	2-0	0-0	4-0
98-99	1-1	1-0	0-0	2-1
99-00	1-1	0-2	0-0	1-3
00-01	1-1	1-1	0-0	2-2
01-02	0-1	0-2	0-0	0-3
02-03	1-1	1-1	0-0	2-2
03-04	1-1	1-1	0-0	2-2
04-05	0-2	0-2	0-0	0-4
05-06	1-1	0-2	0-0	1-3
06-07	1-1	0-2	0-0	1-3
07-08	0-2	2-0	0-0	2-2
08-09	2-0	2-0	0-0	4-0
09-10	2-0	2-0	0-0	4-0
10-11	2-0	1-1	0-0	3-1
11-12	2-0	1-0	0-0	3-0
12-13	2-0	1-1	0-0	3-1
13-14	1-1	0-2	0-0	1-3
14-15	2-0	1-1	0-0	3-1
15-16	1-1	1-1	0-0	2-2
16-17	1-1	0-2	0-0	1-3

TOTALS	96-45	48-93	7-5	151-143
ATL TOTALS	72-41	37-74	1-0	113-115

\* 1961-68 signifies St. Louis Hawks years

## ATLANTA HAWKS ALL - TIME RECORD

Team	Hawks Record W-L	Atlanta Record W-L
Boston Celtics	142-230	90-121
Brooklyn Nets (1)	99-72	99-72
Charlotte Hornets (2)	61-48	61-48
Chicago Bulls	111-124	98-116
Cleveland Cavaliers	120-100	120-100
Dallas Mavericks	40-32	40-32
Denver Nuggets	47-38	47-38
Detroit Pistons (3)	177-166	94-123
Golden State Warriors (4)	142-144	58-66
Houston Rockets (5)	76-74	69-72
Indiana Pacers	100-83	100-83
L.A. Clippers (6)	76-42	76-42
L.A. Lakers (7)	139-186	48-77
Memphis Grizzlies (8)	27-15	27-15
Miami Heat	49-62	49-62
Milwaukee Bucks	110-103	110-103
Minnesota Timberwolves	32-21	32-21
New Orleans Pelicans (9)	15-18	15-18
New York Knickerbockers	193-174	106-104
Oklahoma City Thunder (10)	66-64	57-64
Orlando Magic	56-52	56-52
Philadelphia 76ers (11)	172-160	109-96
Phoenix Suns	53-71	53-71
Portland Trail Blazers	56-54	56-54
Sacramento Kings (12)	158-154	68-55
San Antonio Spurs	37-52	37-52
Toronto Raptors	45-37	45-37
Utah Jazz (13)	48-51	48-51
Washington Wizards (14)	151-143	113-115

- 1 - New Jersey/Brooklyn Nets
- 2 - Charlotte Bobcats/Charlotte Hornets
- 3 - Ft. Wayne/Detroit Pistons
- 4 - Philadelphia/San Francisco/Golden State Warriors
- 5 - San Diego/Houston Rockets
- 6 - Buffalo Braves/San Diego/Los Angeles Clippers
- 7 - Minneapolis/Los Angeles Lakers
- 8 - Vancouver/Memphis Grizzlies
- 9 - New Orleans-Oklahoma City/New Orleans Hornets/New Orleans Pelicans
- 10 - Oklahoma City/Seattle SuperSonics/Oklahoma City Thunder
- 11 - Syracuse Nationals/Philadelphia 76ers
- 12 - Rochester/Cincinnati Royals/Kansas City-Omaha/Kansas City/Sacramento Kings
- 13 - New Orleans/Utah Jazz
- 14 - Chicago Packers/Zephyrs/Baltimore/Capital/Washington Bullets/Wizards







**MEDIA**



**7** Ersan  
ILYASOVA

## MEDIA INFORMATION

Garin Narain  
Senior VP of Public Relations  
garin.narain@hawks.com  
O: 404.878.3893  
C: 404.395.0710

Jon Steinberg  
Senior Director of Media Relations  
jon.steinberg@hawks.com  
O: 404.878.3266  
C: 404.388.2778

Jason Roose  
Senior Manager of Media Relations  
jason.roose@hawks.com  
O: 404.878.3773  
C: 404.388.2772

Welcome to the 2017-18 edition of Atlanta Hawks and NBA basketball. The organization appreciates your efforts and extends its cooperation to assist you in your duties. In an effort to continue a smooth and efficient operation this season, the following rules have been established.

## GENERAL INFORMATION

Additional Hawks information and photographs are available by contacting the PR Department at 404.878.3800. Further information is available via the Hawks PR twitter feed (@hawkspr) and the Hawks media website (<http://atlantahawkspr.wordpress.com/>).

## INTERVIEW REQUESTS

When requesting interviews with members of the Hawks coaching staff, its players and other members of the organization, please contact the PR Department.

## PRACTICE INFORMATION

Hawks practices are closed to the media, except for the final 30 minutes per team policy. Additionally, the coaches office, the training room, the weight room and the locker room are off-limits to the media at all times, unless permission has been granted by a member of the PR staff in advance (NO EXCEPTIONS). If you require a one-on-one interview, we ask that you contact the Hawks PR Department. Only accredited media will be allowed to attend Hawks practices, as all sessions are closed to the general public. Practices are held at the Emory Sports Medicine Complex at 1968 Hawks Lane, Brookhaven, GA.

**REPORTERS AND CAMERAPERSONS ARE ASKED TO MAINTAIN PROFESSIONALISM WHEN ATTENDING ALL PRACTICE SESSIONS.**

## PHOTOGRAPHERS &amp; VIDEOGRAPHERS

The same policies in place for media members are the same for all photographers and videographers. The last 30 minutes are available for B-roll and still photographers, from the designated media area only.

**PLEASE REMEMBER THAT PRACTICE TIMES ARE SUBJECT TO CHANGE.**

## SHOOTAROUNDS

When scheduled, Hawks shootarounds take place at the Emory Sports Medicine Complex at 1968 Hawks Lane, Brookhaven, GA. All shootarounds are closed to the media, followed by interview availability.

**PLEASE REMEMBER THAT SHOOTAROUND TIMES ARE SUBJECT TO CHANGE.**

## PHILIPS ARENA DIRECTIONS/PARKING

Going north from the airport on I-75/85, take the World Congress Center/Andrew Young International Blvd. exit. Turn left at end of the exit onto International. Proceed to Centennial Olympic Park Drive and take a left. At the corner of Marietta Street, take a right. Take a left at Baker St. and follow the signs to Media Parking Lot B. For a map to media parking, check page 296.

## MEDIA INFORMATION, CONTINUED

## SEASON MEDIA CREDENTIALS

The Hawks will provide full season credentials to those working media outlets that have covered and attended 75% or more of our home games in past years. For those media members who receive this pass, your photo will accompany it. Be advised that this pass is required at each game and must be displayed at all times.

## SINGLE-GAME MEDIA CREDENTIALS

Single-game credentials (press and photo) must be requested via e-mail to the Hawks PR Department, no later than 12 noon the day before the game (Friday noon for weekend or Monday games). You may e-mail your request to garin.narain@hawks.com, jon.steinberg@hawks.com and jason.roose@hawks.com. Pre-arranged credentials may be picked up from the Media Entrance on the service level of Philips Arena. Those regularly assigned to the Hawks and the opposing teams will be seated in one of the Hawks media seating areas. A map of media seating areas is located on page xxx. Seating charts are posted just inside the press room and near the media restrooms. Those requesting single-game credentials will be seated on a first-come, first-served basis. **GUESTS ARE NOT PERMITTED.**

## STILL PHOTOGRAPHERS &amp; TV VIDEOGRAPHERS CREDENTIALS

Season credentials will be limited to those outlets that have covered and attended 75% or more of our home games in past years. For those media members who receive this pass, your photo will accompany it. Be advised that this pass is required at each game and must be displayed at all times. Credentialed photographers must sit in designated positions. Photographers will not be allowed to sit on the sidelines at Philips Arena, unless there is prior approval from the PR Department. No photography of any Hawks game shall be released to any individual other than the entity for whom the pass was issued and subject to the rules governing such use as described on the reverse side of the credential. Any variation to this policy will result in forfeiture of future credentials. Single-game photographer and videographer credentials will be issued on a space-available basis. Freelance photographers requesting credentials must submit a letter citing a specific assignment from a publication to obtain working passes. **NO STILL PHOTOGRAPHER OR TV VIDEOGRAPHER IS ALLOWED TO SIT IN THE FOUR FIVE-FOOT ESCAPE LANES, LOCATED ON BOTH SIDES OF BOTH BASKET STANCHIONS. IN ADDITION, ALL WORKING CAMERAS MUST HAVE A RUBBER LENS SHADE PER NBA POLICY. ALL PHOTOGRAPHERS SEATED ON THE BASELINES MUST WEAR A VEST.** All single-game still photographer and videographer credential requests must be received no later than 12 noon the day before the game (Friday noon for weekend or Monday games). **STILL PHOTOGRAPHERS ARE NOT ALLOWED IN THE HAWKS OR VISITING TEAM LOCKER ROOMS AT ANY TIME. ANY PERSON USING A CAMERA PHONE IN THE LOCKER ROOM WILL BE REMOVED AND MAY HAVE THEIR CREDENTIAL REVOKED.**

## LOCKER ROOM ACCESS

The team locker rooms are located on the service level of Philips Arena, in the hallways behind the team bench areas. NBA media regulations govern the accessibility to the locker rooms prior to games. In accordance with NBA policy, both the Hawks and visiting team locker rooms will be opened 75 minutes prior to game time, closed 45 minutes prior to game time and will re-open following a cooling-off period after the game. Still photographers will not be permitted in the team locker rooms.

**NO AUTOGRAPHS ARE ALLOWED DURING MEDIA ACCESS PERIODS**

## PHILIPS ARENA MEDIA WORKROOM

The Hawks Media Workroom is located to the right just inside the media entrance. The Media Workroom will be open two-and-a-half-hours prior to game time, at halftime and following the game. Press room usage is only available to those with a valid Hawks media credential, and wireless network access and telephones are available for filing purposes after the contest. We ask that professional and courteous consideration be given to the media who are working each game in the work areas.

## MEDIA INFORMATION, CONTINUED

## PRESS ENTRANCE

Follow the same directions to Philips Arena, and the entrance is on Baker St. (located on the right) before you get to Media Parking Lot B. The press room is located directly on the right as you enter. For a map of that location, check page 297.

## PRESS SERVICES

Game notes will be available in the press room two hours prior to game time. Game statistics (play-by-play, quarter stats and halftime box scores) will be e-mailed out during the game, while final boxes, quarter boxes and play-by-plays will be available in the Media Workroom during and after the game.

## PREGAME/POSTGAME COACHES INTERVIEW ROOM

Coach Budenholzer will be available to the media approximately 105 minutes prior to the scheduled tip-off. Following a cooling-off period after each game, Coach Budenholzer will conduct his postgame press conference in the press conference room located on the locker room hallway. The visiting head coach will conduct his postgame interview outside of the visiting team locker room.

## AUTOGRAPHS

Media members are not permitted to ask for players' or coaches' autographs during media access periods.

## PLAYER WARMUPS

The playing floor as well as both team bench areas are off-limits to media personnel and scouts during pregame warm-ups. Players are available for interviews in the locker rooms during the access period. Pregame media interview requests made well in advance are strongly recommended.

## TICKET REQUESTS

Media members wishing to purchase tickets to any Hawks home or road game are asked to request these tickets through the PR Department or the ticket office. While there is no guarantee that each request will be fulfilled, we ask that all requests are made in advance.

## STATISTICAL AND PRESS RELEASE INFORMATION

Statistics, team and player information can always be found on the Hawks web site at [www.hawks.com](http://www.hawks.com). The Hawks also disseminate information to accredited members of the media through e-mail. Should you desire to receive press releases and other information via e-mail, please contact the Hawks PR Department. Media are also encouraged to log onto the Hawks media website (<http://atlantahawkspr.wordpress.com>) and follow @hawkspr on Twitter for the latest practice information, injury updates and more.

## MEDIA INFORMATION, CONTINUED

## STEVE HOLMAN



Voice of the Hawks

The "Voice of the Hawks," Atlanta Sports Hall of Famer and Georgia Radio Hall of Famer Steve Holman is in his 33rd season, and has never missed a Hawks' regular season or playoff radio broadcast, a span of more than 2,500 games. His play-by-play streak, which began in March of 1989, is currently at 2,417 games.

The 2014 and 2016 Georgia Sportscaster of the Year by the National Sports Media Association, Holman also took home Gabby Awards from the Georgia Association of Broadcasters in each of the last three years, and was inducted into the organization's Hall of Fame in 2017.

Holman has announced Hawks games around the globe, including contests from Russia, England, Puerto Rico and Canada, and has been a part of several notable historical calls, including the night Dominique Wilkins became the team's all-time scoring leader, Lenny Wilkens' record-breaking 939th career win and the Hawks' first-ever trip to the Eastern Conference Finals in 2015.

The 63-year-old Holman had done play-by-play and color commentary on Hawks broadcasts for three-and-a-half years before taking over the full time play-by-play duties in 1989.

During the 1996 Centennial Olympic Games in Atlanta, Holman was part of Westwood One's/NBA National Radio coverage, calling play-by-play action for both the United States men's and women's gold medal basketball teams, in addition to boxing.

Holman's first radio job was as a 17-year-old high school senior at WCCM, where he got to work under sportscasting icon Curt Gowdy, who owned the station. Holman has been involved in the NBA since the early 1970s when he was broadcast assistant to the Boston Celtics' late play-by-play legend Johnny Most. Holman's first experience calling NBA action came in 1976 when Most lost his voice mid-game.

He has been a fixture on Atlanta radio since 1980 when he arrived to work on Falcons football and Atlanta Chiefs soccer. Along with his numerous awards for sports reporting, Holman has also won the Georgia Associated Press Award. Holman and his wife Mary Jane reside in Newnan and are the parents of two grown sons, Steve Jr., and Scott, whose wife Amy gave birth to Holman's first grandson, Connor, in November, 2011 and granddaughter Caitlyn in July, 2017.

On March 23, 2015, Holman was honored on the floor of the Georgia State House of Representatives after a meeting with Georgia Governor Nathan Deal.

Holman was born March 5, 1954 in Lawrence, Massachusetts.

## BOB RATHBUN



TV Play-by-Play

One of the NBA's most recognizable and decorated play-by-play announcers, Bob Rathbun enters his 22nd season as the television play-by-play voice for the Hawks. Rathbun will call all of the games on the Hawks' FOX Sports Southeast package. He is the longest tenured TV play-by-play man in the franchise's history.

Rathbun has earned a variety of significant broadcasting awards during his career. Rathbun has won 10 Southeast Regional Emmy Awards, including one in 2015 for the Hawks vs. Los Angeles Clippers broadcast on December 23, 2014. In 2012, he earned Georgia Sportscaster of the Year honors from the National Sportscasters and Sportswriters Association (NSSA). Most recently, Rathbun received the Positivity in Broadcasting Award in June 2017, from Positive Athlete Georgia.

Rathbun's basketball work has touched nearly all of the major broadcast outlets. His NBA work has earned him opportunities to call games for TNT and NBA TV, after a collegiate resume that includes stints with CBS (NCAA basketball tournament), ABC, and ESPN (college basketball plus college football and the College World Series).

Rathbun has served as the college basketball play-by-play announcer for the ACC Television Network through Raycom Sports since 1988, and he has called games for both the ACC and the SEC on Fox Sports South since he arrived in Atlanta in 1996. He is also the network's play-by-play voice for the WNBA's Atlanta Dream.

With an extensive sports background, Rathbun's broadcasting career has earned him eight Sportscaster of the Year honors (Virginia: 1980-82, 1985, 1988-89; Georgia 1998, 2012), a Distinguished Service Award from the ACC (1994), and a Distinguished Alumni Award from Catawba College (1988). He was inducted into his alma mater's Sports Hall of Fame in 2006.

His baseball resume includes 10 years as Fox Sports South's voice of the Atlanta Braves, three seasons on radio in Detroit with the Tigers, and part-time work on Baltimore Orioles' TV broadcasts.

Rathbun, who graduated with a Bachelor of Arts degree in speech from Catawba College (1976), and his wife Marybeth have two children, Court and Grace.

## MEDIA INFORMATION, CONTINUED

### ANDRE ALDRIDGE




TV Sideline Reporter

Veteran NBA reporter Andre Aldridge will serve as the Hawks sideline reporter for the sixth straight season, after hosting the Hawks LIVE pregame, halftime and postgame shows in 2011-'12.

Prior to joining FOX Sports Southeast, Aldridge hosted numerous programs as a reporter and anchor for NBA TV, and before that, CNN, and ESPN. Aldridge has reported live from the NBA Finals and NBA All-Star Games, NFL Super Bowls, major boxing title fights and Major League Baseball games. Prior to joining ESPN, Aldridge was based in Los Angeles where he anchored a nightly national news program, "Press Box" for Prime Sports. Aldridge's vast media experience also includes stints at KMPC Radio in Los Angeles, KNBC in Los Angeles and KUTV in Salt Lake City. He attended the University of Southern California.



Mike Conti  
Hawks Radio Pre- and  
Postgame Host



Mike Glenn  
Hawks LIVE Analyst



Jerome Jurenovich  
Hawks LIVE Host



Rebecca Kaple  
TV Sideline Reporter





ARENA



**24** Kent  
BAZEMORE

## PHILIPS ARENA

BASKETBALL CAPACITY: 15,711



Located in the heart of downtown Atlanta's Centennial Park District, Philips Arena celebrates the city, literally spelling "ATLANTA" in 65-foot letters to welcome fans from all over the southeast United States. As the premiere venue for sports and live entertainment in the region, Philips Arena delivers top-ranked concert tours, professional and collegiate sporting events, family shows and conferences in a world-class setting with unparalleled customer service. The arena consistently ranks among the top venues and was most recently named No. 13 in the United States for ticket sales in 2016 by leading industry publication Pollstar Magazine. Philips Arena hosts 160 events and 1.6 million guests annually. In February of 2017, the venue became a completely smoke-free campus as part of the organization's commitment to offer a healthier environment for guests and employees.

Since opening its doors in September 1999, the Atlanta landmark has hosted many world-class events, including the 2012 ACC Men's Basketball Tournament, the 2004 U.S. Figure Skating Championship, the 2003 NBA All-Star events, and world-class performances by artists such as The Rolling Stones, Justin Timberlake, Tina Turner, Paul McCartney and Garth Brooks.

The venue adjoins world news hub CNN Center and sits within yards of the Georgia World Congress Center, Mercedes-Benz Stadium, the Georgia Aquarium, College Football Hall of Fame, World of Coca-Cola and Centennial Olympic Park in the Centennial Park District in downtown Atlanta. The building is an official stop on the MARTA rail system, making transportation to the arena easy for those coming from any direction of the metro Atlanta area. With the downtown area boasting a large number of hotel options, Philips Arena is truly a destination for entertainment.

## RANKINGS AND ACCOLADES

Named for its title sponsor Philips, Philips Arena has earned numerous industry, media and public accolades for its design, acoustics, amenities and spectrum of events.

Philips Arena consistently ranks among North America's Top 15 arenas based on attendance by Billboard and Pollstar magazines. In 2015, Pollstar Magazine ranked Philips Arena as the No. 7 concert and events venue in the United States and the No. 17 venue in the world. For 2014, Philips Arena ranked as the No. 4 concert and events venue in the United States and the No. 10 venue in the world. The arena ended 2013 as the No. 4 venue in the United States and No. 17 in the world. In 2011, Philips Arena was ranked as the No. 3 concert and events venue in the United States and No. 12 venue in the world by Pollstar. That same year, Philips Arena was recognized for its outstanding customer service when it was named by Smart Business Network Inc. as a 2011 World Class Customer Service Award Winner. In 2010, Billboard magazine named the arena the No. 8 concert venue in the United States (No. 10 in North America) in Billboard's Decade-End Top 10 based on ticket sales. For two years in a row (2009 and 2010), Pollstar ranked Philips Arena the No. 4 venue in the United States. In April of 2009,

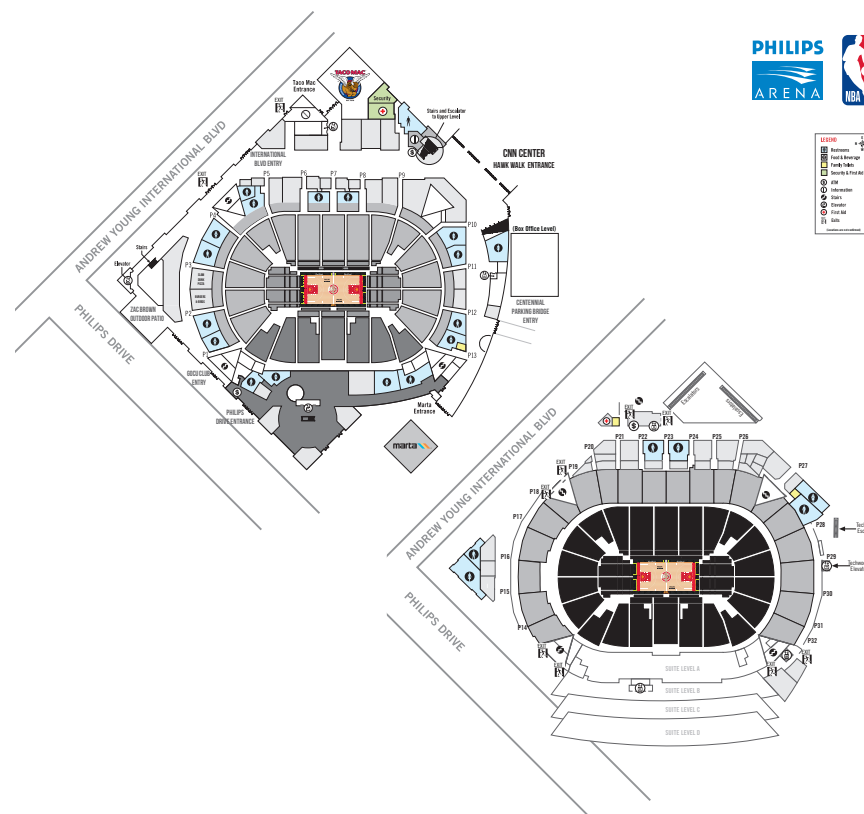
The venue was ranked No. 3 in the United States and No. 8 in the world in Pollstar's end-of-year rankings for 2007 and 2008, and was one of six venues in the United States nominated for "Venue of the Year" by the magazine in 2007. In October 2007, Philips Arena received the Ticketmaster Platinum Ticket Award for exceeding 535,000 tickets through Ticketmaster channels for 2006. Additionally, Philips Arena captured Tour Guide Magazine's Top Dog Award as selected by tour industry professionals in 2006 for Best Large Venue.

In April 2005, USA Today ranked Philips Arena the No. 7 fan-friendliest NBA venue out of 29 arenas and No. 4 in the Eastern Conference. In this survey of the fan experience, Philips Arena finished No. 1 in the concessions category and its main concourse ranked second in atmosphere.

In 2002, Philips Arena was one of only four arenas in the United States to earn an "A" grade among venue naming rights deals ranked by Advertising Age magazine. The arena also earned Facilities and Event Management Prime Site Award in 2001 and 2002 through votes cast by promoters and arena peers.

Philips Arena's video production team has been recognized for excellence with multiple Golden Matrix Awards for video production at the annual IDEA Conferences, including awards in 2002 and 2005 for best overall video display for basketball, and in 2014 for best in-game feature.

## PHILIPS ARENA SEATING CHART



## HISTORY

Philips Arena replaced the Omni Coliseum when it was imploded in 1997. The Omni was home to the NBA's Atlanta Hawks beginning with the 1968-69 season when they moved from St. Louis.

Philips Arena's sports attendance record of 20,425 was set on May 2, 2008 during the Hawks' thrilling NBA Playoffs win over the Boston Celtics, in game six of their first round series.

More than simply a music venue, Philips Arena hosts a variety of sports, entertainment and family events annually including Harlem Globetrotters, Disney On Ice, and Ringling Bros. and Barnum & Bailey Circus. It's a space of connection, access, memories, art and most of all, Atlanta.

## CAPACITY AND ACCESSIBILITY

Maximum seating capacity of Philips Arena (approximate):

15,711 for Basketball  
15,200 for Concerts in the Round  
15,700 for 360 End Stage Concerts  
12,300 for End Stage Concerts

Philips Arena meets all standards for accessibility by persons with disabilities. Disabled seating areas are accessible by wheelchairs and provide views of the arena floor equal to the sightlines for standing spectators. Visit [www.PhilipsArena.com](http://www.PhilipsArena.com) for an up-to-date schedule of events at Philips Arena.

## DIRECTIONS

Philips Arena is located next to CNN Center, at the intersection of Marietta Street and Centennial Olympic Park Drive (formerly Techwood Drive).  
Philips Arena  
1 Philips Drive  
Atlanta, GA 30303

## PHILIPS ARENA TRANSFORMATION



The Atlanta Hawks Basketball Club will debut a completely transformed Philips Arena during the 2018-19 season, marking the franchise's 50th anniversary in Atlanta. In June 2017, the building began a \$192.5 million renovation – the second-largest in NBA history – which will result in a basketball-first, fan-focused sports and entertainment venue that reflects the ideals and spirit of the City.

The transformation will create better sightlines for Hawks basketball, provide a new state-of-the-art center-hung scoreboard and revamp the concourses with 360-degree connectivity. Inspired by the success of the Beltline, the arena will have a tremendous amount of open spaces with unique things to see and enjoy on every level, including Hawks Bar – the first bar on the floor in the NBA. Designed in the shape of the Hawks iconic Pacman logo, the bar will be just a handful of feet from the court with one of the best views of the action inside the arena.

Reflecting the talent and strengths of our city, the Hawks also announced partnerships with True-to-Atlanta trendsetters in media, music and sports entertainment. The franchise will showcase a Zac Brown-inspired restaurant, custom suites experience designed by Topgolf and one of Killer Mike's signature SWAG Shop barbershops. Each exclusive space will be the first-of-its-kind inside a major arena or stadium.

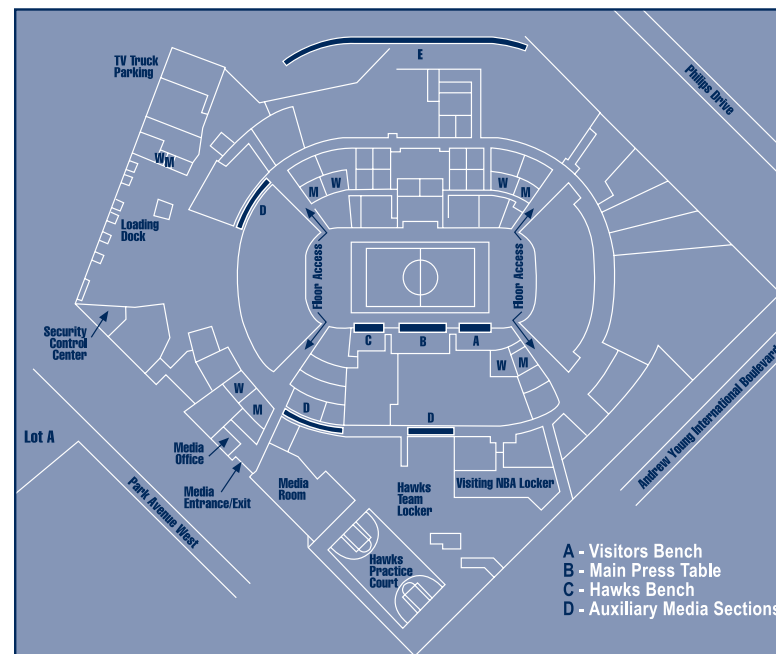
Zac Brown, the lead singer of the three-time GRAMMY-winning multiplatinum Zac Brown Band, brings his passion for food, music and hospitality to the new arena with the introduction of Zac Brown's Social Club, a Southern Gourmet-style restaurant that will feature a live music stage and provide a fully-immersive dining experience.

Sports entertainment leader Topgolf will offer their Swing Suite technology, its next-gen simulator lounge, inside the reimagined Philips Arena. The Topgolf Swing Suites are a social experience featuring two Topgolf simulators, HDTVs, comfortable lounge seating, food and beverage service, plus a view into the arena bowl.

Rapper, actor and activist Killer Mike will open one of his signature SWAG Barbershops inside the arena, allowing fans to get the full 'Shaves, Washes And Grooming' treatment while viewing games.

For more information, renderings and video on the arena transformation, please visit [www.hawks.com/arenatransformation](http://www.hawks.com/arenatransformation).

## PHILIPS ARENA SERVICE LEVEL MAP




## DIRECTIONS TO PHILIPS ARENA:

Going north from the airport on I-75/85, take the World Congress Center/Andrew Young International Blvd. exit. Turn left at the end of the exit onto International. Proceed to Centennial Olympic Park Drive and take a left. At the corner of Marietta Street, take a right. At Baker Street, take a left, cross over the railroad tracks, and follow the signs to Media Parking Lot A. If parking is not available in Lot A, proceed to Media Parking Lot B and you will find additional press parking at that location.





## NBA COURT DIMENSIONS



## PHILIPS ARENA FIRSTS

## BELOW OCCURRED IN THE FIRST QUARTER ON 11/4/99:

Winner of the opening jump ball:	Ray Allen (Milwaukee)
First field goal attempt:	Glenn Robinson
First Hawks field goal attempt:	Bimbo Coles
First block:	Robert Traylor
First Hawks block:	Dikembe Mutombo
First rebound:	Jim Jackson
First field goal made:	Ray Allen
First personal foul:	J.R. Reid
First free throw attempt:	Robert Traylor
First free throw made:	Robert Traylor
First free throw missed:	Robert Traylor
First Hawks personal foul:	Jim Jackson
First Hawks points:	Roshown McLeod
First jump shot made:	Ray Allen
First assist:	Sam Cassell
First Hawks field goal:	Roshown McLeod
First Hawks assist:	Alan Henderson
First three-point field goal made:	Ray Allen
First Hawks three-point field goal attempt:	Jim Jackson
First loose ball foul:	J.R. Reid
First dunk:	Tim Thomas
First Hawks dunk:	Isaiah Rider
First goaltending:	Robert Traylor
First steal:	Robert Traylor
First Hawks steal:	Roshown McLeod
First individual turnover:	Sam Cassell
First Hawks turnover:	Jim Jackson
First timeout:	Hawks
First substitution:	Dale Ellis
First Hawks substitution:	Isaiah Rider
First technical foul:	Ervin Johnson
First traveling call:	Robert Traylor

## BELOW OCCURRED IN THE SECOND QUARTER ON 11/4/99:

First three-point play:	Lorenzen Wright
-------------------------	-----------------

## BELOW OCCURRED IN THE THIRD QUARTER ON 11/4/99:

First 20-second timeout:	Hawks
--------------------------	-------

## BELOW OCCURRED IN THE FOURTH QUARTER ON 11/4/99:

First team to score 100 points:	Milwaukee
---------------------------------	-----------

## OTHER FIRSTS:

First Hawks win:	vs. Chicago (11/6/99)
First Hawks loss:	vs. Milwaukee (11/4/99)
First illegal defense:	Dikembe Mutombo (vs. Charlotte, 11/16/99)
First 24-second violation:	Bimbo Coles (vs. Charlotte, 11/16/99)
First delay of game:	vs. Chicago (11/6/99)
First three-second violation:	Roshown McLeod (vs. Chicago, 11/6/99)



# ATLANTA HAWKS

## 2017-18 ATLANTA HAWKS SCHEDULE

S M T W T F S

### OCTOBER

6:00 MIA	1	2	3	PRESE 7:00 CLE	4	5	PRESE 7:00 DET	6	7
	8	PRESE 7:30 MEM	9	10	11	PRESE 7:30 DAL	12	13	14
	15	16	17	PRESE 8:30 DAL	18	19	PRESE 8:00 CHA	20	21
PRESE 3:30 BKN	22	PRESE 7:30 MIA	23	24	25	PRESE 8:00 CHI	26	PRESE 7:30 DEN	27
PRESE 3:30 MIL	29	30	31						

S M T W T F S

### NOVEMBER

							PRESE 7:00 PHI	1	2	3	4
PRESE 8:30 CLE	5	PRESE 7:30 BOS	6	7				8	9	PRESE 7:00 HOU	10
	12	PRESE 8:00 NO	13	14	PRESE 7:30 SAC	15	16	17	18	PRESE 7:00 WAS	19
	19	PRESE 8:30 SAN	20	21	22	23	24	PRESE 7:30 NYK	25	PRESE 7:30 TOR	26
	26	27	28	29	PRESE 7:30 CLE	30					

### DECEMBER

							1	2	
	3	PRESE 7:30 BKN	4	5	PRESE 7:00 ORL	6	7	8	9
	10		11		12		13	PRESE 7:30 DET	14
PRESE 7:30 NYK			CLE					MEM	15
	17	PRESE 7:30 MIA	18	19	PRESE 7:30 IND	20	21	PRESE 8:00 OKC	22
	24		25	26	27	28	29	PRESE 7:30 TOR	30
31									

### JANUARY

			1	2	3	4	5	6	
			PRESE 8:00 LAL	7	PRESE 10:30 LAC	8	9	PRESE 8:00 DEN	10
	14	PRESE 7:30 SAN	15	16	PRESE 7:30 NOP	17	18	19	20
	21	PRESE 7:30 UTA	22	23	PRESE 7:30 TOR	24	25	26	27
	28	PRESE 7:30 MIN	29	30	CHA	31			

### FEBRUARY

				1	PRESE 7:00 BOS	2	3		
PRESE 12:00 NYK	4	5	PRESE 7:30 MEM	6	7	PRESE 7:00 ORL	8	9	10
PRESE 8:30 DET	11	12	PRESE 8:00 MIL	13	14	15	16	★	17
★	18	19	20	21	22	PRESE 7:30 IND	23	24	
	25	PRESE 7:30 LAL	26	27	PRESE 7:30 IND	28			

### MARCH

				1	PRESE 7:30 GS	2	3		
PRESE 7:30 PHX	4	5	PRESE 7:00 TOR	6	7	8	9	10	
PRESE 7:30 CHI	11	12	PRESE 7:30 OKC	13	14	PRESE 8:30 CHA	15	16	17
	18	19	20	21	PRESE 10:30 UTA	22	PRESE 10:30 SAC	23	24
PRESE 8:00 HOU	25	26	27	PRESE 8:00 MIN	28	29	PRESE 7:30 PHI	30	31

### APRIL

PRESE 8:00 ORL	1	2	3	PRESE 7:30 MIA	4	5	PRESE 7:00 WAS	6	7
PRESE 7:30 BOS	8	9	PRESE 7:30 PHI	10	11	12	13	14	

PRESEASON HOME (@GA TECH)

PRESEASON AWAY

HOME GAME

AWAY GAME

ALL-STAR WEEKEND

All games available in HD. All games listed as Eastern Time (ET) and subject to change.

ARENA



FOX SPORTS SOUTHEAST: FSSE | NBA TV: NBA

