One team.
One community.

State Farm believes in strengthening communities,
and we believe it starts with us.

Visit **NeighborhoodofGood.com**® to find
easy ways to give back in your neighborhood.

Official Good Neighbor of the Atlanta Hawks

StateFarm®

2019-20 ATLANTA HAWKS MEDIA GUIDE

MEDIA GUIDE
2019-20

StateFarm ARENA

CHICKEN + BASKETBALL

Chick-fil-A® Atlanta is a proud partner of the Atlanta Hawks

Chick-fil-A®, Chick-fil-A Stylized®, and The Chick-fil-A Cows® are registered trademarks of CFA Properties, Inc. All trademarks shown are the property of their respective owners.

HAWKS.COM

ATLANTA HAWKS
Ownership 6
Executive Management 7

FRONT OFFICE
Steve Koonin 8
Travis Schlenk 9
Rod Higgins 9
Michelle Leftwich 10
Dan Martinez 10
Derek Pierce 10
Dominique Wilkins 11
Basketball Operations 13
Lloyd Pierce 16
Coaching Staff 17
Basketball Operations 20
Community Development 21

PLAYERS
Hawks Roster 26
DeAndre' Bembry 28
Charlie Brown Jr. 30
Vince Carter 32
John Collins 34
Allen Crabbe 36
Bruno Fernando 38
Brandon Goodwin 40
Kevin Huerter 42
De'Andre Hunter 44
Damian Jones 46
Alex Len 48
Jabari Parker 50
Chandler Parsons 52
Cam Reddish 54
Evan Turner 56
Trae Young 58

2018-19 REVIEW
Summary 62
Final Statistics 63
High Games 64
Game By Game Results 66
Quarter By Quarter Results 68
Hawks Team Stats 70
Opp. Team Stats 72
Miscellaneous Numbers 74

RECORDS
Hawks Yearly Leaders 80
Hawks Individual Records 88
Hawks Team Records 90
All Time Career Leaders 92
All Time Season Leaders 94

RECORDS CONT.
Ind. Opp. Single Game Records 97
Team Opp. Single Game Records 99
State Farm Arena Records 101
Atl./Opp. Highs & Lows 104
Hawks All-Time Records 105
Opp. All-Time Records 106
NBA Stat Leaders 107
Starting Lineups 108
Sundry Hawks Records 109
The Last Time 110

HISTORY
Yearly W-L Results 112
Hawks Coaching Records 113
Yearly Results 114
1968-19 Transactions 165
1968-19 Offensive Stats 178
1968-19 Defensive Stats 179
1977-19 Attendance 180
Misc. Records 182
Overtime 186
1968-19 Draft Choices 188
All-Time Roster 190
All-Time Uniform Numbers 203
History of the Hawks 204
Retired Numbers 213
Individual Honors 214
Weekly/Monthly Honors 215
Collier Trophy 216

PLAYOFFS
All-Time Playoff Results 218
2019 Playoff Results 221
Hawks Playoff Highs 222
Hawks Individual Records 223
Hawks Team Records 224
Opp. Individual Records 226
Opp. Team Records 227
Yearly Stats 229

NBA
NBA Directory 238
NBA G League Directory 238
Final NBA G League Standings 239
College Park Skyhawks 240
2019 NBA Award Winners 242
Final NBA Standings 243

NBA CONT.
Final NBA Stats 244
2019 NBA Draft 249
Past NBA Champions 250
All-Time Award Winners 251
All-Time NBA Leaders 252

OPPONENTS
Team by Team 256
Hawks All-Time vs. Opp. 285

MEDIA
Media Information 288
Hawks Radio / TV 291

STATE FARM ARENA
General Information 294
Seating Chart 295
Service Level Map 296
Court Dimensions 297
State Farm Arena Firsts 298
2019-20 Hawks Schedule 299

PRODUCTION NOTES

Exec. Editor: Garin Narain
Editor: Jon Steinberg
Asst. Editors: Jelani Downing
Photography: Scott Cunningham
Greg Miller
Zach Wolfe
NBAE / Getty Images
Hawks Photo Files
Design: Cliff Lummus
Printer: Tucker Castleberry

© 2019 Atlanta Hawks. All NBA and team insignia depicted in this publication are the property of NBA Properties, Inc. and the respective teams of the NBA and may not be reproduced for commercial purposes without the prior written consent of NBA Properties, Inc. The information contained in this publication was compiled by the Atlanta Hawks and is provided as a courtesy to our fans and the press and may be used only for personal or editorial purposes. Any commercial use of this information is prohibited without the prior written consent of the Atlanta Hawks.

TABLE OF CONTENTS
2019-20 ATLANTA HAWKS MEDIA GUIDE

STAFF DIRECTORY

Atlanta Hawks
Centennial Tower
101 Marietta St. NW, Suite 1900
Atlanta, Georgia 30303

Administration: (404) 878-3800
Sales: 1-866-715-1500
Administration Fax Number: (404) 878-3836
Media Relations Fax Number: (404) 878-3590

ATLANTA HAWKS

OWNERSHIP

Principal Owner & Chair of the Board of Directors....Tony Ressler
Vice Chair of the Board....Grant Hill

EXECUTIVE MANAGEMENT
Chief Executive Officer,
Atlanta Hawks and State Farm Arena....Steve Koonin
Chief Operating Officer....Thad Sheely
Senior Vice President of Ticket Sales & Service....Kyle Brunson
Senior Vice President of
Content, Production & Experience....Matt Bunting
Senior Vice President of
Corporate Partnerships & Premium Sales....Michael Drake
Executive Vice President,
Arena Programming....Trey Feazell
Executive Vice President of External and Governmental Affairs &
Executive Director, Atlanta Hawks Foundation....David Lee
Senior Vice President & Chief People Officer....Camye Mackey
Senior Vice President of Public Relations....Garin Narain
Executive Vice President &
Chief Marketing Officer....Melissa Proctor
Executive Vice President &
Chief Revenue Officer....Andrew Saltzman
Senior Vice President,
Chief Diversity & Inclusion Officer....Nzinga Shaw
Executive Vice President &
General Manager, State Farm Arena....Brett Stefansson
Chief Information Officer....Marcus Wasdin
Executive Vice President &
Chief Legal Officer....Scott Wilkinson

BASKETBALL OPERATIONS

President of Basketball Operations &
General Manager, Atlanta Hawks....Travis Schlenk
Vice President, Basketball Operations....Rod Higgins
Vice President, Salary Cap Administration....Michelle Leftwich
Vice President, Team Operations....Dan Martinez
Vice President of Player Personnel,
General Manager, College Park Skyhawks....Derek Pierce
Director, Scouting....Dotun Akinwale
Director of Player Engagement....Ericka Hill
Director, Basketball Strategy & Analytics....Dwight Lutz
Director, Player Personnel....Mike McNeive
Senior Advisor, Basketball Operations....Larry Riley
Senior Manager of Basketball Operations....Daniel Starkman
Director of Player Personnel....John Treloar
Manager of Travel & Equipment....Zac Walsh
Manager, Basketball Operations....Nick Ressler
Coordinator, Facilities....Claudell Henderson
Data Scientist, Basketball Strategy & Analytics....Maksim Horowitz
Head Video Coordinator....Dipesh Mistry
Assistant Video Coordinator....Kevin Coble
Assistant Video Coordinator....Paul Jesperson
Assistant Equipment Manager....Tim Wilson
Pro Player Personnel Scout....Stephen Giles
Advance Scout....Jim Sleeper
International Scout....Danko Miholic
Director, Team Security....Vince Velazquez
Team Security....Victor Williams
Manager, Facility Maintenance....Marvin Rogers
Coordinator, Facilities....Claudell Henderson
Seasonal Assistant, Basketball Operations....Kira Chumtong
Seasonal Assistant, Basketball Operations....Nico Parauda
Seasonal Assistant, Video Coordinator....Cameron Baskerville
Seasonal Assistant, Video Coordinator....Steve McClellan

HAWKS COACHING STAFF

Head Coach....Lloyd Pierce
Assistant Coaches....Melvin Hunt
Chris Jent
Greg Foster
Marlon Garnett
Matt Hill
Special Assistant to the Head Coach....Nate Babcock

ATHLETIC PERFORMANCE TEAM

Vice President of Athletic Performance
and Sports Medicine....Chelsea Lane
Head Athletic Trainer....Scottie Parker
Head Strength & Conditioning Coach....Michael Irr
Assistant Athletic Trainer....John Dusel
Assistant Athletic Trainer....Connor Smith
Performance Assistant....Ty Terrell
Data Scientist, Athletic Performance....Chris Mast

STAFF: ATLANTA HAWKS, COLLEGE PARK SKYHAWKS, HAWKS TALON GC, STATE FARM ARENA

Joe Abercrombie....VP - Sr / Live Experience & Production
Wesley Acuff....2K Manager & Coach
Jonathan Adler....Director - New Membership & Ticket Sales
Tyler Agar....Manager, Premium Club Seats
Narcis Alikhani....Sr. Manager - Marketing Strategy
Erin Anastasi....Director - Partnership Development
Marcella Archambault....Manager - Partnership Activation
Liam Aronoff....Consultant - Membership Service
Stuart Ascher....Lead Conversion
Jon Babul....VP - Basketball Development
Kyle Bailey....Account Executive, College Park Skyhawks
Jaylen Baker....Producer/Editor
Melvin Banks....Coordinator - Mascot
Marc Baron....Senior System Administrator
Daniel Bartlett....Senior Producer - Editor
Chris Beaudin....Manager - Sr/Corporate Partnerships
Stacey Belding....Director - Owner and Specialty Services
Nic Bell....Manager - Social Media
Cally Beltz....Head Athletic Trainer, College Park Skyhawks
Rakeem Bess....Security Officer - Practice Facility
Mikayla Bird....Coordinator - Ticket Operations
David Bohn....Coordinator - Corporate Partnerships
Annabelle Bower....Manager - Advertising & Promotions
Kadejah Boykins....Security Guard
Dominique Bozeman....Coordinator, Corporate Partnerships
Keith Brennan....Manager - Premium Sales & Corporate Partnerships
Amadi Brooks....Consultant - Membership
Ben Brown....Director - Premium Sales
Tyler Brummett....Consultant - Membership
Wayne Bryant....Coordinator - Sr / Digital Marketing
Theron Buchanan....Specialist - IT Support
Joseph Buda....Consultant - Sr/Membership Service
Brandi Burton....Sr. Director - Event Strategy & Experience
Anthony Burts....Lead Conversion
Nikia Bynum-Whitaker....Director - Event Strategy & Experience
Rob Calia....Manager - Sr/Event Production
Markie Campbell....Manager - Revenue Operations
Que Campbell....Lead, Conversion
Gilda Carlysle....Director - Ticket Operations
Matthew Carrillo....Manager - Ticket Sales
Andrea Carter....VP - Corporate Social Responsibility & Inclusion

STAFF DIRECTORY

Devan Carter....Digital Designer
Calbert Cheaney....Assistant Coach, College Park Skyhawks
Jen Choi....Director - Innovation Lab
Chris Chopey....VP - Premium Sales & Corporate Development
Rita Cobb....Director - Arena Programming
Malik Cochran....Coordinator - Building Operations
Haley Coleman....Sr. Consultant - Group Experiences
Shina Coley....Accounting Manager
Ryan Coller....Sr. Consultant - Group Experiences
David Collier....Manager - IPTV
Andrew Collins....Producer - Interactive Content
Kyle Conway....Coordinator - Conversion Operations
Brandon Coogler....Account Executive, College Park Skyhawks
Caren Cook....Deputy General Counsel, Legal and Business Affairs
Latasia Crawford....Security Officer
Esti Crumbley....Specialist - Marketing and Brand Communications
Tori Cuccurullo....Coordinator - Events
Shantell Daniel....Specialist - Guest Experience
Nick Darby....Manager - Guest Experience
James Dawkins....Sr. Content Producer
Myers Dean....Manager - New Membership Sales
Kurt Deaton....Electrician II
Claudia DeCasseres....Coordinator - Sr/Suite Service
Andrew Deichert....Consultant - Group Experiences
Lovett Dent....Security Officer - Practice Facility
Erica Desrosiers....Senior Financial Analyst
Megan Diemert....Fixed Assets Coordinator
Jelani Downing....Manager - Hawks Public Relations
Robert Dozier....Assistant - Community Basketball Programs
Emily Drexler....Sr. Manager - Safety & Security
Scott Dumais....Manager - Arena Store
Samuel Dunn....Lead General Maintenance
Katie DuPre'....Coordinator - Marketing Integration and Operations
Walker Eaton....Manager - Premium Sales & Corporate Partnerships
Alli Ehrhardt....Manager - Public &
....Community Relations, College Park Skyhawks
David Elgin....VP - Analytics
Jennifer Evans....Sr. Director - Corporate Partnerships
Jermeka Evans....Security Officer
Jennifer Faires Director, Partnership Activation - Beverage Partnerships
Gregg Felks....HVAC II
Willie Ficklin....Lead Conversion
Annie Finberg....Sr. Coordinator - Digital Content
Zachary Fletcher....Digital Content Producer/Editor
Drew Frank....Manager, Game Operations
Donni Frazier....Director - Entertainment
Will Frolich....Consultant - Membership
Chelsea Gandy....Manager, Premium Club Seats
David Garcia....VP - Experience & Innovation
Larry Gardner....Security Officer
Michella Garmon....Security Officer
Cory Garneau....Project Manager, Rookie Account Activation
Bryan Gibson....Assistant - School Programs
Evan Gilles....Manager - Premium Sales & Corporate Partnerships
Noel Gillespie....Head Coach, College Park Skyhawks
Kevin Gober....Director - Sr/Guest and Employee Experience
Jeffrey Goddard....Director - Building Operations
Luke Gomez....Graphic Designer
Deirdre Gordon....Manager - Safety & Security
Charles Gore....Director - Sr/Information Tech
Brian Graham....Manager - Events
Brian Graham....Director - Membership Service
Bryonna Graham....Consultant - Membership
Larry Green....Plumber 1
Fedra Grogan....Security Officer
Dadrick Grundy....HVAC II
Sasha Gwin....Specialist - Arena Programming
Jon Halseth....Manager - IT
Brad Hamacher....Director - Sr/Membership Services
Emily HanoverSr. Consultant - Group Experiences & Jr. Hawks Programs
Mike Harney....Technical Services Lead
Christopher Harp....Lead Conversion
Michael Harris....Locksmith
Von Harris....Manager - Game Entertainment & Operations,
....College Park Skyhawks
Beck Hartmann....Sr. Manager, Data Operations & CRM
Stefanie Heard....Security Officer - Practice Facility
Karl Henderson....Lead Conversion
Natalie Hendricks....Sr. Manager - Content & Production
Andre Hickman....Senior Producer - Visual Effects
Joan Hicks....Coordinator - Sr/Box Office
Marie Hill....Supervisor - Security
Matthew Hill....Coordinator - Fan Experience & Events
Trey Hinton....Consultant - Membership
Chris Holdsworth....Vice President - Program Management
Steve Holman....Hawks Radio Play-by-Play
Katie Honigford....Manager - Premium Sales & Corporate Partnerships
Dolwhin Hooks....HVAC I
Sarah House....CRM & BI Analyst
Chase Hudson....Manager - Ticket Sales
Michael Hughes....Coordinator - Human Resources
Andrea Humpherys....Coordinator - Sr/Event Strategy & Experience
Taylor Humphrey....Consultant - Group Experiences
Dustin Inouye....Coordinator - Ticket Operations
Kiy Jackson....Sr. Director, People & Culture
Kwana Jackson....Sr. Specialist - Talent
Chris Jacobs....Director, Hawks Basketball Academy
Yonicka James....Accountant - Senior
Jakub Jaroszewicz....Manager - Sr/Ticket Operations
Bennie Jenkins....Security Officer
Deaven Jensen....Manager, Premium Club Seats
Alexander Johnson....Consultant - Membership Service
Blake Johnson....Coordinator/Sr - Community Basketball Programs
Katrina Johnson....Manager - Corporate Partnerships
Lester Jones....VP - Financial Planning & Analysis
Erika Joseph....Sr. Coordinator - Digital Marketing
Christopher Kay....Consultant - Sr/Membership Service
Joseph Kennedy....Assistant General Counsel,
....Legal and Business Affairs
Yaseen Khan....Strength & Conditioning Coach, College Park Skyhawks
Jennifer Kinsey....Manager- Premium Seats and Ticket Operations
Drew Klaer....Manager - Sales and Financial Reporting
David Konerman....Consultant - Membership Service
Janice Koon....Project Director - Real Estate
Paul Kvidt....Manager - Sr/Ticket Operations
Philip Kvidt....Manager - Sr/Ticket Operations
Aaron Lane....Director - Digital and New Media
Kate Lanier....Coordinator - Sr / Marketing Integration and Operations
Natasha Larry....Sr. Consultant - Group Experiences
Shennor Lawson....HVAC I
Rob Laycock....VP - Marketing
Betty Lesaine....Security Officer
Orlando Lewis....Consultant - Membership
Quad London....Account Executive, College Park Skyhawks
Caesar Lopez....Electrician I
Jordan Lorino....Coordinator - Ticket Sales
Anthony Lovett....Lead Conversion
Cliff Lummus....Senior Graphic Designer
Dajanae Lyles....Coordinator - AP/AR
Seneca Mallory....Electrician II
Natalie Martinez....Coordinator - Sr / Marketing Int. and Operations
Samir Mayur....VP - Business Operations and Strategy
Emily McArthur....Coordinator - Ticket Operations
Matt McClain....Manager - Sr/Event Operations
Lauren McCullough....Executive Assistant - Arena Operations
Michael Mclendon....Manager - Corporate Partnerships
Alicia McNease....Manager - Brand Communications
Brett McNeill....Coordinator, Events & Game Activations
Jacob Miller....Consultant - Membership Service
Tori Miller....Assistant GM, College Park Skyhawks
Aman Milner....Sr. Manager - Partnership Activation
William Mitchell....HVAC II - Kitchen Technician
Eric Morgan....Manager - Event Operations
Kay Mosley....Painter I
Danny Muhanna....Consultant - Membership
Damon Murray....Chief Engineer
Elle Nauta....Manager, Premium Club Seats
Aemoni Nelson....Manager - Products & Associate Buyer
Tony Nichols....Uniform Manager
David Nuckolls....Consultant - Membership
Silenia Nunez....Receptionist - Office Asst
Brittany Obi-Tabot....Consultant - Group Experiences
Alexandra Oliver....People Business Partner
Tonya ONeal....Safety & Security Specialist

STAFF DIRECTORY

Emily Onorato ..... Coordinator, Partnership Activation
Rusty Parker ..... Director - Research & Insights
James Parrish ..... Security Officer
Arpan Patel ..... Manager - Sr/Ticket Sales Operations
Mark Patterson ..... Security Guard
Daniel Pattillo ..... Audio Visual Manager
Curtis Phelps ..... Painter II
Rowen Phillips ..... Supervisor - Security
Amy Phuong ..... VP - Government Relations
Eric Platte ..... VP - Ticket Sales
Emily Powell ..... Manager - Corp Partner Activat
Leah Price ..... Accounts Payable and Receivable Lead
Bob Rathbun ..... Hawks TV Play-by-Play
Fredrick Ravenell ..... Director - Guest Experience
Deirdre Ray ..... Manager - Payroll
Latoya Reeves ..... Manager - Employee Experience
Daniel Reimer ..... Parking Security Specialist
Renaldo Richardson ..... Security Officer
Rodney Richardson ..... Sr. Manager - Conversion
Andrea Rivera ..... Director - Office Services
Macey Roache ..... Maintenance Manager
Sharon Robinson ..... Graphic Designer
Talvin Rome ..... Security Officer - Practice Facility
Rebecca Rosenberg ..... Vice President, Controller
William Ross ..... Security Officer - Practice Facility
Justin Rypel ..... Consultant - Group Experiences
KK Salmonsen ..... Manager - Fan Experience (Events)
Stanley Savage ..... Director - Parking and Traffic Management
Letitia Scott ..... Reception/Office Services Assistant
Rujyar Seaman ..... Manager, Premium Club Seats
Gianna Seeney ..... Project Coordinator
Amy Serino ..... VP - Brand Merchandising
Matt Shafer ..... Manager - Sr/ Video Integration
Erika Shaw ..... Consultant - Sr/Premium Membership Service
Karimah Shepherd ..... Consultant - Membership
Melissa Silberman ..... Director, Partnership Activation
Ryan Silverstein ..... Coordinator - Basketball Operations, College Park Skyhawks
Scott Slutsky ..... Consultant - Membership
Anne Smith ..... Senior Executive Assistant to the CEO
Janet Smith ..... Director - Sr/Brand Communications
Kaitlyn Smith ..... LED Programming Coordinator
Renee Smith ..... Manager - Partnership Activation
Frederick Sowemimo ..... Staff Accountant - Box Office
Angela Spence ..... Senior Manager, Ticket Sales
Stuart Spiers ..... Consultant - Membership
Ashley Splawn ..... Manager, Premium Club Seats
Rachael Starr ..... Manager - Ticket Sales and Service, College Park Skyhawks
Daniel Stegall ..... Consultant - Premium Membership Service
Jon Steinberg ..... Director - Sr/HK Media
William Stephens ..... Director - Premium & Suite Services
Geoffrey Stiles ..... VP - Facilities and Building Operations
Cedric Stimphil ..... People Technology Manager & Operations Partner
Max Strauss ..... Sr. Specialist, Brand Communications
Terry Strickland ..... Painter II
Stewart Tanner ..... Director - 2K & G League Corporate Partnerships
Levern Taylor ..... HVAC II
Kwame Thomas ..... Graphic Designer
Wilbert Thomas ..... Event Security Specialist
Roni Thompson ..... Consultant - Premium Membership Service
Hal Tift ..... Sr. Manager - Digital Marketing
Caitlyn Tu ..... Manager, Premium Club Seats
George Turner ..... VP - Safety & Security
Mfon Udofia ..... Assistant Coach, College Park Skyhawks
William Utley ..... Lead HVAC
Dan Vasquenza ..... Manager - Premium Sales & Corporate Partnerships
Robert Vine ..... Plumber
Raven Ward ..... Account Executive, College Park Skyhawks
Travis Watkins ..... Manager - Ticket Operations
Amanda Watson ..... Coordinator - Events
Henry Watson ..... BMT II
Jack Wentzell ..... Manager - Event Conversion
James Westbrooks ..... Security Officer
Tim Whang ..... Director - Sr/Partnership Marketing
Brandon Whitaker ..... Coordinator - Accounts Payable
Tylyn Whitehead ..... Manager - Guest Experience
Rusty Wiley ..... Manager - Premium Sales & Corporate Partnerships
Matthew Wilkes ..... BMT II
Dominique Wilkins ..... VP - Basketball
Tanisha Wilkins ..... Coordinator - External Affairs
Maria Williams ..... Creative Traffic Coordinator
Roy Williams ..... Electrician I
Shelden Williams ..... Assistant Coach, College Park Skyhawks
Therian Williams ..... Assistant Coach, College Park Skyhawks
Stephen Willmann ..... Director - Engineering
Luke Wills ..... Sr. Consultant - Group Experiences
Danny Womack ..... Security Officer
Julia Wu ..... Manager - Sr/Payroll & Benefits
Leo Yerashunas ..... Manager - Sr/Corporate Partnerships
Steven Zagoria ..... Specialist - Service Operations
Shirley Zhang ..... Sr Director - Creative

TONY RESSLER - PRINCIPAL OWNER & CHAIR OF THE BOARD OF DIRECTORS

Tony Ressler led the group that acquired the Atlanta Hawks in June 2015, and he now serves as the Club's Principal Owner and Chair.

Ressler is Co-Founder and Executive Chairman of Ares Management Corporation, a publicly traded, leading global alternative asset management firm with assets under management of approximately $142 billion as of June 30, 2019. Ares operates three investment groups that invest in credit, private equity, and real estate. Ares has more than 1,000 employees with offices in Atlanta in addition to its headquarters in Los Angeles and 18 other offices across the U.S., Europe, Asia and Australia. Ares Management's current portfolio includes investments in several Atlanta area-based businesses including Floor & Décor Outlets of America, Inc., Serta Simmons Bedding, and Insight Global.

In the not-for-profit sector, Ressler serves as a member of the Board of Directors of the Cedars-Sinai Medical Center and as Co-Chair of the Board of Trustees of the Los Angeles County Museum of Art (LACMA). He was previously a member of the Board of Trustees of Georgetown University. He is also one of the founding members of the Board and Finance Co-Chair of the Painted Turtle Camp (affiliated with Paul Newman's Hole in the Wall Association), which provide camping opportunities for children affected by chronic and life-threatening illnesses and their families.

In the public education sector, Ressler is a Founder of the Alliance for College Ready Public Schools. Since 2004, the Alliance has grown to 28 free, public middle and high schools serving approximately 13,000 students from the poorest communities with historically underperforming schools within the Los Angeles Unified School District. Alliance schools have been recognized among the best in the state and nation by U.S. News and World Report, the California Department of Education and the U.S. Department of Education, among others. Ninety-five percent of Alliance graduates have been accepted to college.

Ressler received his B.S.F.S. from Georgetown University's School of Foreign Service and received his MBA from Columbia University's Graduate School of Business.

Tony and his wife, actress Jami Gertz, have three sons—Oliver, Nicholas, and Theo.

EXECUTIVE MANAGEMENT

STEVE KOONIN
CHIEF EXECUTIVE OFFICER

THAD SHEELY
CHIEF OPERATING OFFICER

KYLE BRUNSON
SENIOR VICE PRESIDENT OF TICKET SALES AND SERVICE

MICHAEL DRAKE
SENIOR VICE PRESIDENT OF CORPORATE PARTNERSHIPS & PREMIUM SALES

DAVID LEE
EXECUTIVE VICE PRESIDENT, EXTERNAL AND GOVERNMENTAL AFFAIRS & EXECUTIVE DIRECTOR, ATLANTA HAWKS FOUNDATION

CAMYE MACKEY
SENIOR VICE PRESIDENT & CHIEF PEOPLE OFFICER

GARIN NARAIN
SENIOR VICE PRESIDENT OF PUBLIC RELATIONS

MELISSA PROCTOR
EXECUTIVE VICE PRESIDENT AND CHIEF MARKETING OFFICER

ANDREW SALTZMAN
EXECUTIVE VICE PRESIDENT AND CHIEF REVENUE OFFICER

NZINGA SHAW
SENIOR VICE PRESIDENT, CHIEF DIVERSITY & INCLUSION OFFICER

BRETT STEFANSSON
EXECUTIVE VICE PRESIDENT AND GENERAL MANAGER, STATE FARM ARENA

SCOTT WILKINSON
EXECUTIVE VICE PRESIDENT AND CHIEF LEGAL OFFICER

HAWKS MANAGEMENT

STEVE KOONIN - CHIEF EXECUTIVE OFFICER, ATLANTA HAWKS & STATE FARM ARENA

The Atlanta Hawks Basketball Club named Steve Koonin its Chief Executive Officer in April 2014. Koonin oversees all business, financial and strategic operations of the Atlanta Hawks and State Farm Arena and represents the owners as the head of the organization.

Under Koonin's leadership, the Atlanta Hawks recently secured a landmark partnership with State Farm as the new naming rights partner for the team's transformed venue - the State Farm Arena - which completed a $192.5 million transformation and debuted in October 2018. The arena was a finalist for Street & Smith's Sports Business Journal's Sports Facility of the Year and finished first in the NBA in Satisfaction with Overall Game Experience. He was also at the helm as the franchise closed its deal with digital health company Sharecare to become the team's official jersey patch partner. That collaboration earned the NBA's coveted 2017-18 Partnership of the Year Award. During his tenure, the team built a state-of-the-art practice and training facility at the Emory Sports Medicine Complex in Brookhaven, Ga., entered the NBA 2K League with Hawks Talon GC, becoming the city's first professional sports team with an e-sports team. The team added the Hawks' ownership and operation of an NBA G League franchise, the College Park Skyhawks, who will move to its new permanent home in College Park, Ga., in the 2019-20 season.

Koonin, a longtime entertainment and marketing veteran, joined the Hawks after spending the previous 14 years with Turner Entertainment Networks, most recently serving as the division's president. Prior to his stint at Turner, Koonin helmed the marketing and worldwide advertising operations at The Coca-Cola Company, where he spent over a decade.

A lifelong resident of Atlanta, Koonin serves as a Vice Chairman of the Georgia Aquarium, is on the boards of Rubicon Global, and the Fox Theatre, and is an Executive Committee Member of the Metro Atlanta Chamber of Commerce. He is also on the board of GameStop, the world's largest video game and entertainment software retailer.

Among his many accomplishments, Koonin is a former SportsBusiness Journal Sports Executive of the Year, and has been named one of: The 100 Most Influential Atlantans by Atlanta Business Chronicle; Atlanta Magazine's Most Powerful People Shaping Atlanta; Entertainment Weekly's Smartest People in Television; and was selected for The Power List by TV Guide.

HAWKS MANAGEMENT

TRAVIS SCHLENK - PRESIDENT OF BASKETBALL OPERATIONS AND GENERAL MANAGER

Travis Schlenk is in his third season leading the Hawks' Basketball Operations, and was recently promoted to President of Basketball Operations and General Manager.

Since his hiring on May 25, 2017, the Hawks have continued to build on their stated goals of adding young talent and positioning the team for the future by accumulating assets, while maintaining both salary cap and roster flexibility. Within a two-year period immediately following Schlenk's arrival, the club has utilized several of those assets to help assemble a young core of players age 22-or-younger, that includes John Collins (drafted 19th overall in 2017 and Second Team All-Rookie in 2018), Trae Young (fifth overall pick in 2018 and unanimous First Team All-Rookie last season), Kevin Huerter (drafted with the 19th pick in 2018 and Second Team All-Rookie last season), De'Andre Hunter (the fourth overall pick in the 2019 NBA Draft), Cam Reddish (drafted by the Hawks at No. 10 in 2019) and Bruno Fernando (obtained after being selected 34th overall in 2019).

Prior to last season, in May of 2018, Schlenk tabbed highly-regarded NBA Assistant Coach Lloyd Pierce as the team's new Head Coach to lead and develop the young roster.

Schlenk, a veteran of more than 20 years in the NBA, joined the Hawks after 13 seasons with the Golden State Warriors, including the final six as Assistant General Manager, where he assisted two-time NBA Executive of the Year Bob Myers in the management of all day-to-day basketball operations activities. He was previously the Warriors' Director of Player Personnel for two years after five seasons as an assistant coach and video scout.

During Schlenk's time as part of Golden State's basketball leadership, the Warriors hired 2016 NBA Coach of the Year Steve Kerr as head coach, drafted two-time NBA Most Valuable Player Stephen Curry, two-time All-NBA selection Klay Thompson, three-time All-Defensive First Team pick and 2017 NBA Defensive Player of the Year Draymond Green and Harrison Barnes; acquired 2015 Finals MVP Andre Iguodala and Andrew Bogut via trade; and signed 2014 NBA MVP and 2017 and 2018 NBA Finals MVP Kevin Durant and Shaun Livingston.

Over his stint at Golden State, the Warriors reached three consecutive NBA Finals and won the championship in 2015 and 2017. Golden State compiled a record of 207-39 (.841) over that span, the best three-year run in NBA history, also becoming the first club to win 65-or-more games in three consecutive seasons.

He was a video coordinator for the Miami Heat from 1999-04 (where he worked alongside Hall-of-Famer Pat Riley, Stan Van Gundy and Erik Spoelstra), Director of Basketball Operations at the University of Georgia in 1998-99 and part of the Orlando Magic's basketball operations staff in 1997-98, where he worked under Hall-of-Famer Chuck Daly.

Schlenk earned a Bachelor of Science degree in Health Management & Human Ecology from Bethel College in North Newton, Kansas, where he also played basketball. He owns a Masters of Education with an emphasis in Sports Administration from Wichita State University.

A native of Selden, Kansas, Schlenk and his wife, Sarah, have two daughters, Morgan and Charlotte, and a son, Will.

ROD HIGGINS - VICE PRESIDENT OF BASKETBALL OPERATIONS

In his third season with the Hawks and second as Vice President of Basketball Operations is veteran NBA executive, coach and player Rod Higgins.

Higgins was an Assistant Coach in Golden State from 1994-2000 before joining the Washington Wizards as Assistant General Manager. He returned to the Warriors as General Manager, then spent 2007-14 with the Charlotte Bobcats, finishing as President of Basketball Operations.

He played 13 NBA seasons with Chicago, Seattle, San Antonio, New Jersey, Golden State, Sacramento and Cleveland before retiring in 1994. Higgins was selected by the Bulls in the second round (31st overall) of the 1982 NBA Draft.

As a collegian, Higgins played four years at Fresno State University (1978-82), where he led the Bulldogs in scoring in each of his last three seasons and guided the team to two PCAA Championships. A First Team All-Conference selection as both a junior and senior, he earned Honorable Mention All-America honors from both the Associated Press and The Sporting News as a senior.

He and his wife, Concetta, have two sons, Rick and Cory. Rick is an Associate Coach/Player Development with the Orlando Magic, while Cory plays for FC Barcelona in Spain.

BASKETBALL OPERATIONS

MICHELLE LEFTWICH - VICE PRESIDENT, SALARY CAP ADMINISTRATION

Michelle Leftwich is in her second season as the Hawks' Vice President of Salary Cap Administration. She assists and advises General Manager Travis Schlenk with all aspects of the NBA's salary cap and league rules, as well as player contract planning matters.

Leftwich joined the Hawks following 21 years at the NBA, including the final 10 as Vice President and Assistant General Counsel, where she worked with Rick Buchanan, the NBA's General Counsel, and Dan Rube, the league's Deputy General Counsel, on a variety of legal matters. Her broad duties at the NBA involved salary cap and player contract matters, collective bargaining with the players' union, player trade approvals and operation of the CBA's escrow and tax system.

Prior to joining the NBA in 1996, Leftwich worked for the New York law firm formerly known as Paul, Hastings, Janofsky & Walker. A native of Buffalo, NY, she received her Bachelors of Science degree in Accounting from Canisius College and her Juris Doctor from New York University School of Law.

DAN MARTINEZ - VICE PRESIDENT OF TEAM OPERATIONS

In his 20th NBA season and third with the Hawks, Dan Martinez is Atlanta's Vice President of Team Operations. In this role, he works closely with all facets of the basketball operations department while overseeing both long-term and day-to-day aspects of the team's operations. Additionally, he serves as the primary liaison between the basketball and business sides of the Hawks organization.

Prior to joining the Hawks in 2017 as Senior Director of Team Operations, Martinez spent 17 seasons with the Golden State Warriors, where he most recently served as Senior Director of Public Relations. He began his career in professional sports with the San Francisco Giants, where he worked in media relations for four seasons.

A native of Petaluma, CA, Martinez graduated from the University of California, Davis. He and his wife, Corrine, have two sons, Dustin and Oliver.

DEREK PIERCE - VICE PRESIDENT OF PLAYER PERSONNEL, GENERAL MANAGER, COLLEGE PARK SKYHAWKS

Derek Pierce is in his second season as General Manager of the College Park Skyhawks, the NBA G League affiliate of the Atlanta Hawks. In addition to his General Manager duties, he maintains his role as Vice President of Player Personnel within the Hawks basketball operations department.

Before Pierce's time with Atlanta, he spent eight seasons with the Minnesota Timberwolves, serving as an advance, college and NBA personnel scout. Prior to working for the Timberwolves, Pierce spent three seasons as an advance scout for the Washington Wizards and two seasons as an advance scout for the Golden State Warriors. He also served as the Indiana Pacers' video coordinator for five seasons.

Pierce was promoted to General Manager on June 28, 2018, and is a native of Traverse City, MI. He and his wife, Madeline, have two daughters, Alexandra and Helena.

BASKETBALL OPERATIONS

DOMINIQUE WILKINS - VICE PRESIDENT OF BASKETBALL AND SPECIAL ADVISOR TO THE CEO

ENSHRINED 2006

The most celebrated player to ever put on a Hawks uniform and represented in front of State Farm Arena by an 18,500-pound bronze statue erected in March, 2015, Hall-of-Famer Dominique Wilkins is the Hawks' Vice President of Basketball and Special Advisor to the CEO. Wilkins works in various management functions within the organization's basketball and business areas, and as the team's analyst for the Hawks broadcasts on FOX Sports Southeast.

Wilkins is responsible for advising the senior management team on basketball-related issues and working as a strong voice in the community. The 6-8 forward, who concluded his NBA career with 26,668 points, is the 13th all-time leading scorer in league history and his 24.8 career scoring average is also 13th on the all-time charts. Wilkins' 23,292 points with the Hawks are the franchise's best, and he ranks second in team history in steals (1,245), fourth in rebounds (6,119), seventh in blocked shots (588) and eighth in assists (2,321). One of league's true marquee players, his outstanding contributions on the court were recognized by the organization in January 2001 when he became the third player in club history to have his uniform number (#21) retired, joining Hawks legends Bob Pettit and Lou Hudson.

Familiar to area sports fans from his collegiate days at the University of Georgia, Wilkins entered the 1982 NBA Draft after his junior season with the Bulldogs. He ended his Georgia career as the school's all-time scoring leader with averages of 21.6 points to go along with his 7.5 rebounds. A three-time All-SEC performer who also took home the Most Valuable Player award from the 1981 Southeastern Conference tournament, he was selected with the third overall pick in the first round by the Utah Jazz.

Hawks officials valued his talents enough to send two players (John Drew and Freeman Williams) and cash to the Utah Jazz on September 2, 1982 for his draft rights, and Atlanta had its first superstar since Pete Maravich.

Instrumental in the team's success in the mid-to-late '80s, Wilkins electrified Atlanta sports fans as the club recorded 50-win seasons four straight times from 1985-86 to 1988-89. He averaged 29.1 points over that period, and in the 1988 All-Star Game he ripped the nets for 29 points in 30 minutes of action.

Wilkins led the Hawks to the playoffs in eight of his 12 seasons with the Hawks, his finest hour came during the 1988 postseason when Atlanta narrowly missed reaching the Eastern Conference Finals, as the Boston Celtics eked out a two-point victory in Game 7 of the conference semifinals. Wilkins averaged 31.2 points in 12 playoff contests that year, and having participated in 10 years of playoff competition, scored 25.4 points per game.

After missing only 18 of a possible 738 regular season games his first nine years, Wilkins suffered a season-ending tear of his Achilles tendon midway through the 1991-92 season. Wilkins responded the next season by scoring 29.9 points per game to finish second to Michael Jordan for the league scoring title.

He was a member of the NBA All-Rookie Team in 1983 and was named to seven All-NBA teams, nine consecutive all-star squads and was a two-time winner of the NBA Slam Dunk Championship (1985 and 1990).

On November 6, 1992 against the New York Knicks, Wilkins became the 17th player in league history to join the 20,000-point club, and later that season (February 2, 1993 against Seattle), he supplanted Pettit as the franchise's all-time leading scorer. His stellar career in Atlanta came to an end on February 24, 1994 when he was traded to the Los Angeles Clippers. At the conclusion of the year, Wilkins decided to test the free agent market and signed with the Boston Celtics.

Wilkins joined Panathinaikos Athens of the Greek League the following season (1995-96). He was named MVP of the European Final Four after averaging 20.9 points and 7.0 rebounds and leading the team to the European Men's Championship.

Seeking a return to the States, Wilkins signed a free agent contract with San Antonio and provided more than the Spurs possibly imagined, leading the team in scoring (18.2 ppg) while grabbing 6.4 rebounds.

BASKETBALL OPERATIONS

DOMINIQUE WILKINS, CONT.

He returned overseas for the 1997-98 campaign, signing with Italy's Teamsystem before rejoining the NBA for his final professional season (1998-99), as Wilkins saw action in 27 games for the Orlando Magic.

Extremely active with local and national charity endeavors, Wilkins has done work with the Juvenile Diabetes Research Foundation, Cystic Fibrosis Foundation, Special Olympics, Muscular Dystrophy Association and American Lung Association. In July 2007, Wilkins launched "Nique and Newt's Full-Court Press on Diabetes" with former Speaker of the United States House of Representatives, Newt Gingrich. In March 2010, Wilkins was honored by the Georgia State Legislature as they presented a State Resolution naming him the Diabetes Ambassador for the state of Georgia. He is also a diabetes ambassador for Novo Nordisk, a world leader in Diabetes care.

Wilkins, 59, was born on January 12, 1960 in Paris, France. He joined basketball's immortals with his entry into the Naismith Memorial Basketball Hall of Fame on September 8, 2006, was inducted into the Georgia Sports Hall of Fame on April 3, 2004, the Atlanta Sports Hall of Fame's inaugural class on June 10, 2005 and the National Collegiate Basketball Hall of Fame on November 18, 2016. Wilkins was honored in October 2011 with his induction into the Boys & Girls Clubs of America Alumni Hall of Fame.

Dominique Wilkins

BASKETBALL OPERATIONS

DOTUN AKINWALE JR. - DIRECTOR OF SCOUTING

Dotun Akinwale Jr. is in his fifth season with the Hawks and first as Director of Scouting.

He came to the Hawks from the Orlando Magic, where he was Basketball Operations Coordinator in 2014-15 after starting as an intern in 2013.

Akinwale Jr. played basketball at Thiel College (PA), where he graduated in 2013 with a degree in Business Administration.

The native of Germantown, MD attended and played basketball at Saint John's Prospect Hall in Frederick, MD.

ERICKA HILL - DIRECTOR OF PLAYER ENGAGEMENT

In her second season with the Hawks as Director of Player Engagement is Ericka Hill.

Hill spent the prior 14 years with the Atlanta Braves and was the team's Director of Community Affairs as well as Executive Director of the Atlanta Braves Foundation. In her role, she directed the corporate relations and community service initiatives of the organization and implemented the Foundation's philanthropic programs.

She came to the Braves from Porter Novelli Public Relations, where she served as Media Relations Manager, and was previously the Community Relations Manager for the Miami Heat.

Hill is a graduate of University of Central Florida, where she earned a Bachelor's of Science in Education. She holds a Master's in Sports Management from St. Thomas University.

She resides in Atlanta with her husband, Joseph Hill.

DWIGHT LUTZ - DIRECTOR OF BASKETBALL STRATEGY & ANALYTICS

In his second season with the Hawks, Dwight Lutz is the team's Director of Basketball Strategy & Analytics.

Lutz came to the Hawks prior to the 2018 NBA Draft from the Minnesota Timberwolves, where he served as a Basketball Operations Analyst. Lutz was previously with the NBA for four years as Senior Manager, Game Analytics and Strategy.

Prior to his time with the NBA, Lutz served as a Statistical Analyst for Harris Connect, LLC. He also spent time as a Teaching Assistant and Instructor, as well as a Statistical Consultant, at the University of Florida, where he received his Master's in Statistics.

Lutz holds a Bachelor's in Mathematics from Trinity University (TX), where he also played four years on the men's basketball team.

BASKETBALL OPERATIONS

MIKE McNEIVE - DIRECTOR OF PLAYER PERSONNEL

A 26-year NBA staff veteran, Mike McNeive begins his 17th season with the Hawks and was recently named Director of Player Personnel.

McNeive served as Director of Pro Personnel from 2004-06, after originally joining the franchise as an Assistant Coach during the 2003-04 campaign. He worked the previous five seasons in Milwaukee, where he served as a Scout/Assistant.

During his stint in Milwaukee, the Bucks reached the playoffs four times, punctuated by a Central Division championship and a trip to the Eastern Conference Finals in 2001.

Prior to that, McNeive was with the Seattle Sonics for four seasons as a Video Coordinator/Advance Scout. Seattle recorded a 239-89 (.729) mark during that time, won three Pacific Division titles and advanced to the NBA Finals in 1996 after winning a franchise-record 64 games.

More recently, he was part of the personnel staff that built the Hawks' 60-win team in 2014-15, Atlanta's first-ever to reach the Eastern Conference Finals.

McNeive got his start in the NBA with the Orlando Magic, where he interned in the video scouting department in 1993-94, as the club reached the playoffs for the first time in franchise history.

A Freeport, Illinois native, McNeive received his undergraduate degree in Physical Education in 1992 from Monmouth College (IL), where he was a four-year letterman in both basketball and baseball for the Fighting Scots. In 1993, he received his Master's degree in Sports Management and Administration from Georgia Southern University.

McNeive and his wife Maggie have four children, Ryan, Ally, Danny and Molly.

LARRY RILEY - SENIOR ADVISOR

A veteran of nearly 50 years in basketball, including the last 30-plus in the NBA, Larry Riley is in his second season with the Hawks as a Senior Advisor.

Riley was the General Manager of the Golden State Warriors from 2009-2012, later serving as a consultant for the team. During his time as GM, the Warriors drafted Stephen Curry (seventh overall in 2009) and Klay Thompson (11th overall in 2011), helping to lay the foundation for one of the most successful runs in NBA history.

He was also previously an Assistant Coach and Director of Scouting for the Warriors, an Assistant Coach and Advance Scout for the Dallas Mavericks, Director of Player Personnel for the Vancouver Grizzlies and an Assistant Coach and Scout for the Milwaukee Bucks. Riley is the former Head Coach at Eastern New Mexico and Chadron State (NE).

DANIEL STARKMAN - SENIOR MANAGER OF BASKETBALL OPERATIONS

Daniel Starkman is in his fifth season with the Hawks and in his first as Senior Manager of Basketball Operations. He began with the organization as a seasonal assistant in 2015 before being promoted to several different positions within basketball operations, including Manager of Basketball Operations, Manager of Basketball Information/Scouting Coordinator and Coordinator of Basketball Operations.

A graduate of the University of Florida, he earned a Bachelor's in Business Administration, while also serving as a student manager for the men's basketball team from 2011-15.

A native of Coral Springs, FL, Starkman married his wife, Faith, in August 2019.

BASKETBALL OPERATIONS

JOHN TRELOAR - DIRECTOR OF PLAYER PERSONNEL

In his fifth season with the Hawks organization is John Treloar, the team's Director of Player Personnel.

Treloar, who has worked in the pro and college ranks for more than 30 years, spent the previous five seasons with the Phoenix Suns as Director of Player Personnel.

From 2008-10, Treloar was Head Coach of the NBA G League's Erie BayHawks, where he was also responsible for all personnel decisions.

Treloar spent eight seasons coaching in the Continental Basketball Association (CBA), leading the Wichita Falls Texans (1990-94), Chicago Rockers (1994-95) and Connecticut Pride (1996-97) to seven playoff appearances in eight years. He also served as General Manager for the Mississippi Jets as well as the Texans. In addition, he has international coaching experience in Germany and Venezuela.

On the collegiate level, he worked as an Assistant Coach at Louisiana State (2004-08) and Indiana (1997-2004).

A native of Clinton, MS, Treloar and his wife Debra have two children, Taylor and Trey. He has a Bachelor's degree in Business Administration from Bellhaven College and a Master's in Behavioral Studies from Alabama.

ZAC WALSH - TRAVEL AND EQUIPMENT MANAGER

Zac Walsh, in his 18th season with the Hawks organization, is the team's Travel and Equipment Manager.

He began with the Hawks as a basketball operations intern and was promoted in 2005 to Equipment Manager. He added responsibility for the team's travel and logistics in 2012.

An Atlanta native, Walsh attended Marist School and was later a student manager for Georgia Tech basketball, where he graduated with a degree in Business Management.

Walsh and his wife Morgan have a daughter, Addison and a son, Austin.

BASKETBALL OPERATIONS

LLOYD PIERCE - HEAD COACH

Lloyd Pierce is in his second season as the Hawks' Head Coach, after being named the 13th full-time Head Coach in team history on May 11, 2018. In his first season, he led Atlanta to a five-win improvement over 2017-18, and he and his staff were instrumental in the development of All-Rookie team members Kevin Huerter and Trae Young, with Young earning unanimous First Team honors.

Following the All-Star break, Atlanta was second in the NBA in points per game (119.9), three-pointers (366) and three-pointers per game (15.3), fifth in rebounds per game (48.8), seventh in steals per game (7.96), rebounds (1,172) and assists (639), and 10th in steals (191). For the season, the Hawks led the NBA in pace (104.56) and set a franchise record, knocking down 1,067 three-pointers.

This past May, Pierce was named to the 2019-20 USA Basketball Men's National Team coaching staff, joining Warriors Head Coach Steve Kerr and Villanova Head Coach Jay Wright on Gregg Popovich's staff.

Pierce, 43, came to the Hawks following five years as an Assistant Coach with the Philadelphia 76ers, who finished the 2016-17 season third in the Eastern Conference with a 52-30 mark and advanced to the Eastern Conference Semifinals.

Under Pierce's guidance that year, the Sixers' defense led the NBA in field goal percentage defense (.434), ranked second in three-point percentage allowed (.342) and was third in defensive rating (102.0). Two Philadelphia players, Robert Covington (First Team) and Joel Embiid (Second Team), earned NBA All-Defensive selections.

Pierce joined the Sixers after two seasons with Memphis, where he was Assistant Coach-Player Development, helping lead the Grizzlies to back-to-back playoff appearances and the Western Conference Finals in 2013.

He spent the 2010-11 season as an Assistant Coach with the Golden State Warriors after three years as Assistant Coach-Player Development with Cleveland (2007-10), where the Cavaliers made three playoff appearances and a trip to the Eastern Conference Finals in 2009.

Prior to his NBA coaching career, Pierce was an Assistant Coach at his alma mater, Santa Clara University, from 2002-07. The San Jose, CA native played four seasons for the Broncos, where he teamed with two-time NBA MVP Steve Nash and current Assistant Coach, Marlon Garnett. Pierce graduated with a Bachelor's of Science in Business Management in 1998.

He and his wife, Melissa, have a daughter, Maya Joy, born in August 2018.

BASKETBALL OPERATIONS

MELVIN HUNT - ASSISTANT COACH

Melvin Hunt is in his second season as an Assistant Coach for the Hawks. Hunt served on the coaching staff of the USA Basketball Men's Junior National Team this past summer.

He came to Atlanta from the Dallas Mavericks, where he spent three seasons on Rick Carlisle's staff. Prior to Dallas, Hunt was with the Denver Nuggets for five years, including serving as interim Head Coach for the final 23 games of the 2014-15 campaign.

Before his arrival in Denver, he helped the Cleveland Cavaliers to one of the most successful runs in franchise history, including reaching the NBA Finals in 2007, the Eastern Conference Finals in 2009, and winning a franchise-best 66 games in 2008-09. Hunt was also part of the Eastern Conference All-Star coaching staff in 2009.

Hunt spent one season (2004-05) with the Los Angeles Lakers following five years with the Houston Rockets (1999-2004), where he gained experience as a Video Coordinator, Scout and Assistant Coach.

He has also coached on the collegiate and high school levels, beginning his coaching career at Temple (TX) High School before serving as an assistant coach at Incarnate Word University in San Antonio.

Hunt played four years at Baylor (1987-91), where he earned his Bachelor's Degree in Business Administration and a Master's in Education. He played professionally in the Caribbean and Mexico.

A native of Tallulah, LA, Hunt and his wife, Carmen, have a daughter, Braya and a son, Miles. Braya is a senior volleyball player at Baylor.

CHRIS JENT - ASSISTANT COACH

Veteran NBA and college assistant Chris Jent is in his third season with the Hawks.

Jent has spent time on the coaching staff of the Philadelphia 76ers (2003-04), Orlando Magic (2004-05, including a stint as interim Head Coach), Cleveland Cavaliers (2006-11) and Sacramento Kings (2013-14). He was Head Coach of the Bakersfield Jam of the NBA G League in 2015-16 before returning to his alma mater, Ohio State, as an Assistant Coach in 2016-17.

A 10-year pro as a player, Jent was a member of the 1994 NBA Champion Houston Rockets and also played for the New York Knicks during the 1996-97 season. He also spent five seasons in the Continental Basketball Association (CBA) and played overseas in Australia, Italy, Spain and Greece.

Jent grew up in Sparta, NJ before heading to Ohio State. He played four seasons (1988-92) and helped lead the Buckeyes to three consecutive NCAA Tournaments and back-to-back Big Ten championships.

Jent and his wife, Alice, have a son Jimmy, and two daughters, Corrin and Robin.

GREG FOSTER - ASSISTANT COACH

Returning to Atlanta, where he played during the 1992-93 season, Greg Foster is in his second season as an Assistant Coach for the Hawks.

Foster spent the previous four seasons with the Milwaukee Bucks as an Assistant Coach, after serving as player development coach for the Philadelphia 76ers in 2013-14.

Before entering the NBA coaching ranks, Foster worked two seasons as an Assistant Coach at the University of Texas-El Paso, his alma mater.

Selected with the 35th overall pick in the 1990 NBA Draft, he played in 656 career games in 13 NBA seasons, including 33 games with the Hawks during 1992-93. Foster also played for Washington, Milwaukee, Chicago, Minnesota, Utah, Seattle, the LA Lakers and Toronto.

Foster is a native of Oakland, CA, where he played in high school (Skyline) alongside Hall-of-Famer Gary Payton. He and his wife, Victoria, have a son, Greg Jr., and two daughters, Victoria and Collette. Greg Jr. played at Gonzaga last season and has transferred to Saint Joseph's, where he'll play in 2020-21.

BASKETBALL STAFF

MARLON GARNETT - ASSISTANT COACH

Marlon Garnett is in his second season as an Assistant Coach with the Hawks.

Garnett spent the prior two seasons with the Phoenix Suns as Assistant Coach/Player Development Coordinator after working with the San Antonio Spurs as a player development and quality assurance assistant. He spent 2014-15 as head coach at Union Academy in Monroe, NC.

Garnett entered coaching following a lengthy playing career, including time with the Boston Celtics (24 games in 1998-99), and internationally in Turkey, Spain, Italy, Croatia, Iran, Puerto Rico and Slovakia. He was also a member of the Belizean National Team in 2013.

A Los Angeles native, Garnett played collegiately at Santa Clara, where he teamed with Hawks Head Coach Lloyd Pierce and two-time NBA MVP and Hall of Fame guard Steve Nash. Garnett was named West Coast Conference Player of the Year after averaging 17.4 ppg as a senior in 1996-97.

He and his wife, Anais, have two daughters, Amaia and Sarai.

MATT HILL - ASSISTANT COACH

Matt Hill is in his second season in Atlanta after spending the previous six seasons with the Orlando Magic, where he was most recently an Assistant Coach.

Hill spent this past summer as a Coaching Associate at the USA Men's Basketball Training Camp.

He began his career with Orlando as Video Analyst/Opposition in 2012, and was later promoted to Manager of Advanced Scouting/Player Development.

He played at the University of Texas from 2006-11, where he earned his degree in corporate communications, after a decorated high school career at Southeast High School in Lincoln, NE. Following his senior season, he was named Nebraska's Mr. Basketball and Gatorade Player of the Year.

NATE BABCOCK - SPECIAL ASSISTANT TO THE HEAD COACH

Nate Babcock begins his second season with the Hawks as Special Assistant to the Head Coach.

Babcock spent the prior two seasons with the Brooklyn Nets as Video Coordinator. Before that, he was with the Orlando Magic and was an assistant coach with the Erie BayHawks of the NBA G League. He has also been an assistant coach at Grand Valley State (MI), and a graduate assistant and special assistant at Michigan State.

A Minnesota native, Babcock earned his undergraduate degree in psychology from Wisconsin-Eau Claire and received a Master's degree in kinesiology from Michigan State.

Babcock's late father, Rob, was a former NBA General Manager with 30 years of front office experience and his brother, Chris, is a player development coach with the 76ers. His uncles, Pete and Dave, are longtime league executives, with Pete having served as Hawks' General Manager from 1990-2003.

BASKETBALL STAFF

CHELSEA LANE - VICE PRESIDENT OF ATHLETIC PERFORMANCE AND SPORTS MEDICINE

Chelsea Lane is in her second season leading the Hawks' Athletic Performance Team and was recently promoted to Vice President of Athletic Performance and Sports Medicine.

She came to Atlanta after three years with the Golden State Warriors, serving as Head of Physical Performance and Sports Medicine the previous two seasons after beginning her stint as Head Performance Therapist.

Lane joined the Warriors from High Performance Sport New Zealand, the provider of sports medicine and athletic performance programs for that nation's Olympic athletes. The native of Australia was also the lead physiotherapist for New Zealand's national track and field program.

Her husband, Matt Dallow, the Director of Athletic Performance for Rugby ATL, is a New Zealand native.

SCOTTIE PARKER - HEAD ATHLETIC TRAINER

Scottie Parker is in his third year as the Hawks' Head Athletic Trainer, and in his sixth season with the organization. He was formerly the team's Assistant Athletic Trainer.

Prior to joining the Hawks, Parker worked with the Seattle Seahawks, where he was part of the training staff for the 2014 Super Bowl champions. He also has experience with the Portland Trail Blazers and Ontario Warriors arena league football team.

Parker is a Certified Athletic Trainer (ATC) by the National Athletic Trainers Association, and a Certified Strength and Conditioning Specialist (CSCS) by the National Strength and Conditioning Association. He has also completed certification in Myokinematic Restoration and Postural Respiration from the Postural Restoration Institute.

Parker graduated from University of Northwestern (St. Paul, MN) with a Bachelor's Degree in Kinesiology and a minor in Coaching. He earned his Master's from California Baptist University (Riverside, CA) in Athletic Training.

Parker won the California Athletic Trainers' Association's Life Saver Award in 2012.

Born February 4, 1988, Parker and his wife Natalia have three children and live in metro Atlanta.

MICHAEL IRR - HEAD STRENGTH & CONDITIONING COACH

In his second season with the Hawks is Head Strength & Conditioning Coach Michael Irr.

Irr came to Atlanta from the Golden State Warriors, where he finished as Head of Strength and Conditioning and earned two NBA championship rings.

He joined Golden State in 2015 after serving in a similar position for the Charlotte Bobcats from 2008-11 and as the assistant strength and conditioning coach for the Chicago Bulls from 2006-08.

Irr is an Exercise Science graduate of University of Connecticut with a Doctorate in Physical Therapy from University of North Carolina. He and his wife, Stefanie, have two sons, Landon and Brady.

BASKETBALL OPERATIONS

Cameron Baskerville
Seasonal Assistant, Video Coordinator

Kira Chumtong
Seasonal Assistant, Basketball Operations

Kevin Coble
Assistant Video Coordinator

John Dusel
Asst. Athletic Trainer, Strength & Conditioning

Stephen Giles
Pro Player Personnel Scout

Claudell Henderson
Coordinator, Facilities

Maksim Horowitz
Data Scientist, Basketball Strategy & Analytics

Paul Jesperson
Assistant Video Coordinator

Chris Mast
Data Scientist, Athletic Performance

Steve McClellan
Seasonal Assistant, Video Coordinator

Danko Miholic
International Scout

Dipesh Mistry
Head Video Coordinator

Nico Parauda
Seasonal Assistant, Basketball Operations

Nick Ressler
Manager, Basketball Operations

Marvin Rogers
Manager, Facility Maintenance

Jim Sleeper
Advance Scout

Connor Smith
Asst. Athletic Trainer

Ty Terrell
Performance Assistant

Vince Velazquez
Director of Team Security

Victor Williams
Team Security

Tim Wilson
Assistant Equipment Manager

BUILDING BRIDGES THROUGH BASKETBALL

ATLANTA HAWKS FOUNDATION

The Atlanta Hawks Basketball Club believes every child deserves the right to play. The Hawks also believe in the power of sports and the social, emotional and physical benefits they offer kids. That's why the Atlanta Hawks Foundation is delivering long-term, strategic improvements to existing programs in underserved communities.

The Foundation's mission is to build the community by ensuring Atlanta's youth have safe places to play, grow and learn & leadership skills through basketball. The Hawks will achieve this mission by focusing on three key areas:

Investing in Play – The Foundation will improve and increase the availability of outdoor basketball courts across metro Atlanta. To date, the Foundation has renovated 27 courts in metro Atlanta since 2015, exceeding its pledge to build 25 courts in five years. The Foundation also brings resources to communities where these courts are located through such partnerships as Vision to Learn, which provides free vision exams and eyeglasses for kids in need. Additionally, through Project Rebound, the Foundation provides grants for basketball equipment to area non-profits.

Investing in Kids – The Foundation offers scholarships to Hawks camps and clinics, thereby removing economic barriers for kids to gain valuable game and life skills in a rich, supportive environment. Twenty-five percent of kids in Hawks camps and clinics are currently supported via the Foundation's scholarship program.

Investing in Coaches – According to the Aspen Institute's Project Play, one in three coaches indicate they have been trained in sport skills or tactics. The Foundation partners with trusted coaching development organizations like USA Basketball, the NBA and Positive Coaching Alliance to ensure metro Atlanta youth coaches are receiving quality and consistent coaching fundamentals. An average of 500 coaches are trained and certified through this platform annually. More than 8,000 kids across metro Atlanta are benefitting from this ongoing coaching education strategy.

IN THE COMMUNITY

There are few things that can unite and inspire the way sports can. The Atlanta Hawks are committed to using the power of its global NBA brand, players and partners to inspire and impact communities. Here are a few of the ways the Hawks are using basketball to build bridges in the community.

GOOD NEIGHBOR CLUBS

In partnership with State Farm, the Hawks are making over spaces inside of recreation centers where the organization has renovated basketball courts. Called Good Neighbor Clubs, these spaces serve as comprehensive learning and entertainment hubs for the community and are an extension of the organization's on-going court renovation program.



MILLION MEAL PACK

This year, the Atlanta Hawks and State Farm gathered 5,000 volunteers at State Farm to pack a historic one million-plus meals in one day for metro Atlanta families in need. The Million Meal Pack is largest community initiative in the franchise's 51-year history and yielded 170,112 bags of food and 131,128 pounds of food distributed to Atlanta Community Food Bank, Fountain of Hope, Goodr, Lost-n-Found Youth, Second Helpings Atlanta and Veterans Empowerment Organization of Georgia.

MAGICAL MOMENTS

The Hawks believe in harnessing the power of the Hawks brand and assets to make magic happen for some deserving youth. Through the Magical Moments program, the Hawks provide exciting and unique experience for kids facing some of life's most difficult challenges.

HAWKS HEROES

Through the Hawks Heroes program, players and Coach Lloyd Pierce purchase tickets for charitable organizations, in order to distribute tickets to youth groups, deserving families and volunteers that could not otherwise afford to see the Atlanta Hawks play.

JASON COLLIER AWARD

The Atlanta Hawks proudly present the Jason Collier Memorial Trophy Award each season. Named after the late center that passed away in October 2005, the award is presented to the Atlanta Hawks player who best exemplifies the characteristics Collier displayed off the court as a community ambassador.

NBA CARES

NBA Cares is the league's global social responsibility program that builds on the NBA's mission of addressing important social issues. NBA Cares programs and participants have provided more than 5 million hours of hands-on service and created more than 1,300 places where kids and families can live, learn or play in communities around the world. Internationally, NBA Cares has created more than 323 places where kids and families can live, learn or play in 40 countries and territories. NBA Cares works with internationally recognized youth-serving programs that support education, youth and family development, and health-related causes, including: Thurgood Marshall College Fund, Special Olympics, YMCA of the USA, Boys & Girls Clubs of America, UNICEF, the Make-A-Wish Foundation, Share Our Strength and GLSEN.

"TRUE COMES IN ALL COLORS" THE ATLANTA HAWKS DIVERSITY & INCLUSION PLATFORM

"True to Atlanta" is the Atlanta Hawks' marketing & advertising tag line. The phrase is a hashtag and is consistently used by thousands of fans throughout the world. But we believe that True Comes in All Colors. The diversity of Atlanta's citizens is the lifeblood that makes our city great. The Hawks are committed to creating an environment of diversity & inclusion at work and at play. True Comes in All Colors serves as the umbrella for spotlighting cultural contributions across race, gender, religion, sexual orientation, sensory needs, and more throughout the City of Atlanta. The mission is simple:

The Atlanta Hawks Basketball Club is dedicated to:

Fostering an inclusive environment that embraces all communities and their families with equality and respect.

Engaging with the Atlanta community in a meaningful way that widens the welcome of underrepresented groups at Hawks and State Farm Arena events.

Ensuring that no one suffers from discrimination based on race, religion, gender, sexual orientation, or for any reason.

CHIEF DIVERSITY & INCLUSION OFFICER

Hired in December 2014, Nzinga Shaw is currently the Chief Diversity & Inclusion Officer of the Atlanta Hawks and State Farm Arena organization. She is the first person to hold this position for a National Basketball Association team. Shaw serves as a member of the Hawks' Executive Committee, reports directly to the CEO, and provides guidance to the leadership team to engender inclusion in every facet of the business.

DIVERSITY & INCLUSION COUNCIL

Within her first 90 days at the Hawks, Shaw established a Diversity & Inclusion Council consisting of 20 members comprised of multi-disciplinary internal employees and key external stakeholders that reside in the City of Atlanta including academics, clergy, small business owners, professional athletes, and government employees. The Council, an NBA first, meets monthly and is divided into three subcommittees focused on thought-leadership and providing guidance in the areas of internal employee engagement, fan & community experience and strategic partnerships.

MOSAIC - MODEL OF SHAPING ATLANTA THROUGH INCLUSIVE CONVERSATIONS

The cornerstone of the Hawks' 2016 Black History Month celebration was the inaugural MOSAIC: Race & Gender in Sports symposium. MOSAIC is an acronym for Model of Shaping Atlanta through Inclusive Conversations. The day-long symposium included lively conversational pairings including Grant Hill (Hawks co-owner and vice chair of the board) and his mother Janet Hill, former corporate consultant to Major League Baseball and numerous sports and Fortune 500 companies. Due to the success of the inaugural MOSAIC, the Hawks hosted the 2nd Annual MOSAIC in March 2017 and the theme was Sports as a Catalyst for Social Action. This year's keynote was Bakari Sellers of CNN and panels were moderated by Shaw and Marc Spears of ESPNs "The Undefeated."

UNITY WEEKEND

The Atlanta Hawks launched the NBA's first Unity Game, a unique game experience, celebrating multicultural groups, diverse populations and organizations committed to improving relations amongst different demographic sets. Employees participated in two major events prior to the Unity Game and components of UNITY Weekend: an all-staff service day including six service projects within the City of Atlanta, and the 46th Atlanta Pride Festival, the largest LGBTQ event of its kind in the Southeast. Ultimately, the Hawks were recognized as the winner of the 2017 Cynopsis Social Good Awards in the category of "Diversity Leadership" for the Unity Weekend efforts.

BUSINESS RESOURCE GROUPS

Four key reasons that the Atlanta Hawks D&I Council established BRGs for emerging demographics: recruitment, retention, talent development and market outreach.

Hawks WIN – Our Women's Inclusion Network is focused on engaging, inspiring and developing the women of the Atlanta Hawks to drive total business performance and establish a strong reputation as a great place to work for women.

Hawks Pride – Our Lesbian, Gay, Bisexual, Transgender and Ally (LGBTA) Business Resource Group exists to foster an equitable and inclusive working environment where lesbian, gay, bisexual and transgender employees, and their supporters, feel a sense of community and opportunity, and their diversity contributes to the successful achievement of the Atlanta Hawks' strategic priorities.

SENSORY-INCLUSIVE ROOM

The Atlanta Hawks are the first NBA team in the Southeast Division to play in a sensory-inclusive venue following KultureCity's certification for State Farm Arena after the completion of sensory awareness training by Hawks full-time and part-time staff members. Guests with post-traumatic stress disorder, autism, dementia, and other sensory needs can check out sensory bags and weighted lap pads from the guest services desk to ease their in-arena experience during Hawks games and arena shows.

COURAGEOUS CONVERSATIONS SERIES

As part of our continued commitment to foster an inclusive work environment, the Atlanta Hawks Diversity & Inclusion Council launched "Courageous Conversations," an internal forum for employees to freely discuss current events and the issues shaping our city and nation. We provide a safe space for employees to learn about the multifaceted issues that encompass diversity, and ideate on ways that our organization can affect positive change. This monthly series debuted in August 2017 and has featured thought-leadership surrounding sensory inclusion, domestic violence, racial intolerance and privilege.

SUPPLIER DIVERSITY - STATE FARM ARENA TRANSFORMATION PROJECT

State Farm Arena underwent a $192.5 million-dollar transformation, the second largest in NBA history. Atlanta-based construction and management firm, H.J. Russell and Company, in association with Legends Project Development, served as the project management team for the initiative. H.J. Russell & Company, founded over 60 years ago, is a vertically integrated service provider specializing in real estate development, construction, program management, and property management. Herman J. Russell, an African American businessman, founded the company which is now one of the largest minority-owned businesses in the United States. Additionally, they are the nation's single largest black-owned construction and real estate firm.

Building on the commitment to utilize women and minority-owned and operated businesses, the natural synergies between The Atlanta Hawks and Emory Healthcare led to one of the most innovative partnerships in the worlds of sports and medicine. In November of 2017, Executive Park in Brookhaven, Georgia, became the home to a 90,000-square-foot facility containing both the official training and practice facility of the Hawks and the hub of Emory's Sports Medicine program and Sports Science and Research division. The organization hired H.J. Russell and Company to serve as the sole real estate development project management team.

FOR MORE INFORMATION ON THESE AND OTHER HAWKS PROGRAMS, VISIT WWW.HAWKS.COM.
YOU CAN ALSO FOLLOW HAWKS COMMUNITY ON TWITTER AND BECOME A FAN OF HAWKS IN THE COMMUNITY ON FACEBOOK.

ATLANTA HAWKS

FRONT OFFICE

Hawks.com /Hawks @ATLHawks

PLAYERS
ATLANTA
11
sharecare
11 TRAE
YOUNG

ROSTER

No.	Player	Pos.	Ht.	Wt.	Birthdate	Prior to NBA/Country	Yrs.
95	DeAndre' Bembry	F	6-5	210	07/04/94	Saint Joseph's/USA	3
4*	Charlie Brown Jr.	F	6-6	199	02/02/97	Saint Joseph's/USA	R
15	Vince Carter	G/F	6-6	220	01/26/77	North Carolina/USA	21
20	John Collins	F/C	6-9	235	09/23/97	Wake Forest/USA	2
33	Allen Crabbe	G/F	6-5	212	04/09/92	California/USA	6
24	Bruno Fernando	F/C	6-9	240	08/15/98	Maryland/Angola	R
0*	Brandon Goodwin	G	6-0	180	10/02/95	Florida Gulf Coast/USA	1
3	Kevin Huerter	G	6-7	190	08/27/98	Maryland/USA	1
12	De'Andre Hunter	F	6-7	225	12/02/97	Virginia/USA	R
30	Damian Jones	C	6-11	245	06/30/95	Vanderbilt/USA	3
25	Alex Len	C	7-0	250	06/16/93	Maryland/Ukraine	6
5	Jabari Parker	F	6-8	245	03/15/95	Duke/USA	5
31	Chandler Parsons	F	6-9	230	10/25/88	Florida/USA	8
22	Cam Reddish	F	6-8	218	09/01/99	Duke/USA	R
1	Evan Turner	G/F	6-6	220	10/27/88	Ohio State/USA	9
11	Trae Young	G	6-1	180	09/19/98	Oklahoma/USA	1

HEAD COACH: Lloyd Pierce (Santa Clara)
ASSISTANT COACHES: Melvin Hunt (Baylor)
Chris Jent (Ohio State)
Greg Foster (UTEP)
Marlon Garnett (Santa Clara)
Matt Hill (Texas)
SPECIAL ASSISTANT TO THE HEAD COACH: Nate Babcock (Wisconsin-Eau Claire)
VICE PRESIDENT OF PLAYER PERFORMANCE AND SPORTS MEDICINE: Chelsea Lane (Univ. of Sydney)
HEAD ATHLETIC TRAINER: Scottie Parker (University of Northwestern)
HEAD STRENGTH & CONDITIONING COACH: Michael Irr (Connecticut)

* Two-way contract

PRONUNCIATION GUIDE

Allen Crabbe	crab	Damian Jones	Damien
Kevin Huerter	herder		

2019-20 SCHEDULE (All Times Eastern)

PRESEASON

October 7	Atlanta vs. New Orleans @ Atlanta, GA (State Farm Arena) - FSSE	7:30 PM
October 9	Atlanta vs. Orlando @ Atlanta, GA (State Farm Arena) - FSSE	7:30 PM
October 14	Atlanta at Miami @ Miami, FL (AmericanAirlines Arena) - FSSE	7:30 PM
October 16	Atlanta at New York @ New York, NY (Madison Square Garden) - ESPN	8:00 PM
October 17	Atlanta at Chicago @ Chicago, IL (United Center)	8:00 PM

REGULAR SEASON

(% MLK Holiday)

OCTOBER (5)			
Thu 24	@ Detroit	(FSSE)	7:30
Sat 26	ORLANDO	(FSSE)	7:30
Mon 28	PHILADELPHIA	(FSSE)	7:30
Tue 29	@ Miami	(FSSE/NBA TV)	7:30
Thu 31	MIAMI	(TNT)	7:00
NOVEMBER (15)			
Tue 5	SAN ANTONIO	(FSSE)	7:30
Wed 6	CHICAGO	(FSSE)	7:30
Fri 8	SACRAMENTO	(FSSE)	7:30
Sun 10	@ Portland	(FSSE)	9:00
Tue 12	@ Denver	(FSSE)	9:00
Thu 14	@ Phoenix	(FSSE)	9:00
Sat 16	@ LA Clippers	(FSSE)	10:30
Sun 17	@ LA Lakers	(FSSE)	9:30
Wed 20	MILWAUKEE	(FSSE)	7:30
Fri 22	@ Detroit	(FSSE)	7:00
Sat 23	TORONTO	(FSSE)	7:30
Mon 25	MINNESOTA	(FSSE)	7:30
Wed 27	@ Milwaukee	(FSSE)	8:00
Fri 29	@ Indiana	(FSSE)	8:00
Sat 30	@ Houston	(FSSE)	8:00
DECEMBER (14)			
Mon 2	GOLDEN STATE	(FSSE)	7:30
Wed 4	BROOKLYN	(FSSE)	7:30
Sun 8	@ Charlotte	(FSSE)	5:00
Tue 10	@ Miami	(TNT)	8:00
Wed 11	@ Chicago	(FSSE)	8:00
Fri 13	INDIANA	(FSSE)	7:30
Sun 15	LA LAKERS	(FSSE)	6:00
Tue 17	@ New York	(FSSE)	7:30
Thu 19	UTAH	(FSSE)	7:30
Sat 21	@ Brooklyn	(FSSE)	6:00
Mon 23	@ Cleveland	(FSSE)	7:00
Fri 27	MILWAUKEE	(FSSE)	7:30
Sat 28	@ Chicago	(FSSE)	8:00
Mon 30	@ Orlando	(FSSE/NBA TV)	7:00
JANUARY (15)			
Fri 3	@ Boston	(FSSE)	7:00
Sat 4	INDIANA	(FSSE)	7:30
Mon 6	DENVER	(FSSE)	7:30
Wed 8	HOUSTON	(FSSE)	7:30
Fri 10	@ Washington	(FSSE)	7:00
Sun 12	@ Brooklyn	(FSSE)	6:00
Tue 14	PHOENIX	(FSSE)	7:30
Fri 17	@ San Antonio	(FSSE)	8:30
Sat 18	DETROIT	(FSSE)	7:30
Mon 20	TORONTO (%)	(FSSE/NBA TV)	2:30
Wed 22	LA CLIPPERS	(FSSE)	7:30
Fri 24	@ Oklahoma City	(FSSE)	8:00
Sun 26	WASHINGTON	(FSSE)	6:00
Tue 28	@ Toronto	(FSSE)	7:30
Thu 30	PHILADELPHIA	(FSSE)	7:30
FEBRUARY (13)			
Sat 1	@ Dallas	(FSSE)	8:30
Mon 3	BOSTON	(FSSE/NBA TV)	7:30
Wed 5	@ Minnesota	(FSSE)	8:00
Fri 7	@ Boston	(FSSE)	7:30
Sun 9	NEW YORK	(FSSE)	6:00
Mon 10	@ Orlando	(FSSE)	7:00
Wed 12	@ Cleveland	(FSSE)	7:00
Thu 20	MIAMI	(FSSE)	7:30
Sat 22	DALLAS	(FSSE)	7:30
Mon 24	@ Philadelphia	(FSSE/NBA TV)	7:00
Wed 26	ORLANDO	(FSSE)	7:30
Fri 28	BROOKLYN	(FSSE)	7:30
Sat 29	PORTLAND	(FSSE)	7:30
MARCH (14)			
Mon 2	MEMPHIS	(FSSE)	7:30
Fri 6	@ Washington	(FSSE)	7:00
Sat 7	@ Memphis	(FSSE)	8:00
Mon 9	CHARLOTTE	(FSSE)	7:30
Wed 11	NEW YORK	(FSSE)	7:30
Sat 14	CLEVELAND	(FSSE)	7:30
Mon 16	@ New Orleans	(FSSE)	8:00
Wed 18	OKLAHOMA CITY	(FSSE)	7:30
Fri 20	WASHINGTON	(FSSE)	7:30
Sat 21	@ Philadelphia	(FSSE/NBA TV)	7:00
Wed 25	@ Golden State	(FSSE)	10:30
Thu 26	@ Sacramento	(FSSE)	10:00
Sat 28	@ Utah	(FSSE)	9:00
Tue 31	NEW ORLEANS	(FSSE)	7:30
APRIL (6)			
Fri 3	CHARLOTTE	(FSSE)	7:30
Sun 5	@ Charlotte	(FSSE)	1:00
Tue 7	DETROIT	(FSSE)	7:30
Fri 10	@ Toronto	(FSSE)	7:30
Sun 12	@ Milwaukee	(FSSE/NBA TV)	7:00
Wed 15	CLEVELAND	(FSSE)	7:30

TELEVISION

(FSSE) FOX Sports Southeast
(NBA) NBA TV

RADIO

DeAndre' Bembry

HEIGHT: 6-5
WEIGHT: 210
COLLEGE: Saint Joseph's
HIGH SCHOOL: St. Patrick, Elizabeth, New Jersey
BIRTHPLACE: Charlotte, North Carolina
BIRTHDATE: July 4, 1994 AGE: 25

NBA EXPERIENCE: 3 years
CURRENT NBA SEASON: 4th

FORWARD
95

HOW DEANDRE' JOINED THE HAWKS: Selected by the Hawks in the first round (21st overall) of the 2016 NBA Draft as an early-entry candidate • Signed to a contract by Atlanta on July 15, 2016.

LAST SEASON (2018-19): Saw action in a career-high 82 games (15 starting assignments), putting up 8.4 ppg, 4.4 rpg and 2.5 apg in 23.6 mpg (.446 FG%, .640 FT%) • Averaged 8.9 ppg, 4.1 rpg, 3.0 apg and 1.4 spg as a starter • One of just four NBA players to compile at least 685 points, 355 rebounds, 200 assists, 105 steals, 50 3FGM and 40 blocks • Scored in double-figures 33 times, including a career-high 19 points on 1/4 @Mil • Totaled 14 points, 10 rebounds, four assists and three steals on 4/5 at Orlando • Recorded 16 points, 14 boards, three blocks and two assists on 2/27 vs. Minnesota • Totaled 18 points, seven rebounds and one steal on 1/13 vs. Milwaukee • On 1/8 at Toronto, swiped a career-high-tying five steals, adding 11 points, six boards and five assists in 37 minutes • Scored a career-high 19 points (7-12 FGs, 2-4 3FGs, 3-3 FTs) on 1/4 at Milwaukee • Totaled 18 points, five assists, three blocks, three boards and one steal on 12/8 vs. Denver • Recorded his first-career double-double on 10/24 vs. Dallas, putting up 11 points, a career-high 16 boards, five assists, two steals and one block in 30 minutes • **SEASON HIGHS:** 19 pts @MIL (1/4), 16 rebs v/DAL (10/24), 7 assts (2x), 5 stls @TOR (1/8), 4 blks v/BOS (11/23), 7 FGM (6x), 3 3FGM (2x), 5 FTM @NOP (3/26), 41 mins @PHI (1/11).

PROFESSIONAL CAREER: Has appeared in 146 games (19 starts) in three seasons, averaging 6.3 ppg, 3.3 rpg and 1.9 apg in 18.9 minutes (.445 FG%, .605 FT%) • In **2017-18,** saw action in 26 games (three starting assignments), putting up 5.2 ppg, 2.8 rpg and 1.9 apg in 17.5 mpg (.414 FG%, .367 3FG%, .576 FT%) • Averaged 7.7 ppg, 3.7 apg, 2.7 rpg and 2.0 spg (.474 FG%, .500 3FG%, .500 FT%) as a starter • Scored in double-figures four times • Tallied seven points, seven assists, five steals and four rebounds in 22 minutes v/Phi (4/10), setting career-highs in assists and steals • Had eight points (career-high 3-4 FTs), six assists, two rebounds and one block v/Orl (12/9) • Recorded 13 points, three rebounds, two assists, one block and one steal (5-12 FGs, 2-3 FTs) v/Bkn (12/4), setting or tying career-highs in points and FGM • Posted 12 points, five rebounds and two steals (career-high tying 5-11 FGs, 2-3 FTs) @Bkn 12/2 • Averaged 12.3 ppg, 7.3 rpg, 3.3 apg and and 2.7 spg (.484 FG%, .636 FT%) in three games (all starts) with Erie of the NBA G League • As a rookie in **2016-17**, averaged 2.7 ppg and 1.6 rpg in 9.8 mpg (.480 FG%) in 38 games (one start) • Scored in double-figures two times • Made his first career start @IND (4/12), finishing with seven points, seven rebounds, two assists, one steal and one block in 32 minutes (3-6 FGs, 1-2 3FGs) • Tallied 10 points, four rebounds and two assists in 21 minutes (5-6 FGs) @HOU (2/2) • Made his NBA debut v/WAS (10/27), finishing with two points (1-1 FGs) and one rebound in two minutes • Assigned to Salt Lake City of the NBA G League on four occasions, averaging 16.2 ppg, 6.3 rpg, 3.5 apg, 1.5 spg and 1.0 bpg in 31.5 mpg (.541 FG%, .375 3FG%, .550 FT%) in six games with the Stars • Missed three games (12/16, 1/7, 1/16) due to personal reasons.

PLAYOFF HISTORY: Did not see any game action for Atlanta in the 2017 postseason.

COLLEGIATE CAREER: Played in 101 career games (100 starts) in three seasons (2013-16) at St. Joseph's, averaging 15.7 ppg, 6.7 rpg, 3.6 apg and 1.4 spg in 36.1 mpg (.457 FG%, .312 3FG%, .628 FT%) • Named a three-year captain at St. Joseph's • As a junior (2015-16) appeared in 36 games (35 starts) and put in 17.4 ppg, 7.8 rpg, 4.5 apg and 1.4 spg in 37.3 mpg (.479 FG%, .657 FT%) • Named the Atlantic-10 Player of the Year and Big-5 Player of the Year • Garnered All-League, All-Defensive Team and All-Tournament honors for the conference • Awarded AP Honorable Mention All-American and was selected to the NABC and USBWA All-District teams • Started all 31 games as a sophomore (2014-15), and averaged 17.7 ppg, 7.7 rpg, 3.6 apg and 1.9 spg in 38.6 mpg (.432 FG%, .327 3FG%, .638 FT%) • First SJU player to win the conference's scoring title • Led the nation in minutes played per game • Named a First Team All-League selection and was chosen to the NABC and USBWA All-District teams • Started all 34 games as a freshman (2013-14), posting 12.1 ppg, 4.5 rpg and 2.7 apg in 32.6 mpg (.458 FG%, .346 FG%) • Awarded the Atlantic 10 Co-Rookie of the Year, the Big 5 Rookie of the Year and named to the A-10 All-Rookie Team.

CAREER HIGHS

Points	FGM	FGA	3FGM	3FGA	FTM	FTA	Rebounds	Assists	Steals	Blocks	Minutes
19	7	15	3	6	5	8	16	7	5	5	41
1/4/19	Six	1/13/19	Two	Four	3/26/19	11/9/18	10/24/18	Three	Two	11/23/18	1/11/19
@MIL	Times	v/MIL	Times	Times	@NOP	v/DET	v/DAL	Times	Times	v/BOS	@PHI

Hawks.com /Hawks @ATLHawks

PERSONAL INFO: Born in Charlotte, North Carolina • Son of Essence Bembry • Wears uniform No. 95 in memory of his brother Adrian Potts, who passed away just prior to the 2016 draft • First player in NBA history to wear that number • Founded the AP World Foundation, with a mission of providing uplifting experiences that unify communities • Held a BBQ, Basketball and Backpacks event this past summer, hosting a basketball clinic and distributing school supplies • After attending Rocky River High School (Mint Hill, NC), moved to New Jersey where he attended the St. Patrick School • Tallied over 1,000 career points in high school and was named the 2013 Union County Player of the Year after averaging 21.8 points and 9.0 rebounds as a senior • Participated in the 2013 Jordan Brand Classic • Majored in Sports Marketing at Saint Joseph's • On Twitter and Instagram @fearthefro95.

CAREER STATS

NBA REGULAR SEASON

YEAR, TEAM	GP	MINS	FGM	FGA	PCT.	FTM	FTA	PCT.	REBOUNDS OFF	REBOUNDS DEF	REBOUNDS TOT	AST	PF	DQ	STL	BLK	PTS	AVG
16-17, ATL	38	371	47	98	.480	6	16	.375	14	45	59	29	21	0	8	5	101	2.7
17-18, ATL	26	455	53	128	.414	19	33	.576	8	64	72	49	38	0	21	12	136	5.2
18-19, ATL	82	1931	275	616	.446	87	136	.640	54	304	358	202	109	0	105	41	687	8.4
3 YR. TOT	146	2757	375	842	.445	112	185	.605	76	413	489	279	249	0	134	58	924	6.3

THREE-POINT FIELD GOALS IN 16-17: 1-18 (.056)
THREE-POINT FIELD GOALS IN 17-18: 11-30 (.367)
THREE-POINT FIELD GOALS IN 18-19: 50-173 (.289)
CAREER THREE-POINT FIELD GOALS: 62-221 (.281)

Charlie Brown Jr.

HEIGHT: 6-6
WEIGHT: 199
COLLEGE: Saint Joseph's
HIGH SCHOOL: St. Thomas More, Oakdale, CT
BIRTHPLACE: Philadelphia, PA
BIRTHDATE: February 2, 1997 AGE: 22

NBA EXPERIENCE: Rookie
CURRENT NBA SEASON: 1st

FORWARD
4

HOW CHARLIE JOINED THE HAWKS: Signed to a two-way contract with the Hawks on July 1, 2019.

2019 SUMMER LEAGUE: Played in three games (all starts) for the Hawks in the Las Vegas Summer League and averaged 14.7 ppg, 3.0 rpg, 1.3 apg and 1.0 spg in 29.8 mpg (.459 FG%,.750 FT%).

COLLEGIATE CAREER: In two years at St. Joseph's, averaged 16.0 ppg, 5.6 rpg and 1.3 apg in 34.9 mpg (.407 FG%, .370 3FG%, .836 FT%) • Became the fifth player in SJU history to score at least 1,000 points (1,003) in two seasons • As a redshirt sophomore in 2018-19, posted averages of 19.0 ppg, 6.2 rpg, 1.5 apg and 1.1 spg in 35.6 mpg (.430 FG%, .356 3FG%, .845 FT%), appearing in 32 games (31 starts) • Earned Atlantic 10 All-Conference Second Team and All-Big 5 First Team honors after becoming just the second Hawk ever to win the A-10 scoring crown • In 31 games (30 starts) as a freshman in 2016-17, he was an Atlantic 10 All-Rookie Team honoree, posting 12.8 ppg, 5.0 rpg and 1.1 apg in 34.2 mpg (.375 FG%, team-leading .384 3FG%, .819 FT%).

PERSONAL INFO: A native of Philadelphia, PA • Prior to St. Thomas More, attended George Washington High School in Philadelphia, where he earned MVP honors in the Public League B Division in 2014-15 • His father, Charlie Brown Sr., played collegiate basketball at North Carolina A&T for two seasons • On Twitter and Instagram at @charliekbrownjr.

CAREER STATS

COLLEGIATE CAREER

YEAR, TEAM	GP	MINS	FGM	FGA	PCT.	FTM	FTA	PCT.	REBOUNDS OFF	REBOUNDS DEF	REBOUNDS TOT	AST	PF	DQ	STL	BLK	PTS	AVG
16-17, STJ	31	1060	129	344	.375	68	83	.819	33	122	155	33	67	0	24	21	397	12.8
18-19, STJ	32	1139	205	477	.430	136	161	.845	66	131	197	48	83	0	34	25	609	19.0
2 YR. TOT	63	2199	334	821	.407	204	244	.836	99	253	352	81	150	0	58	46	1006	16.0

THREE-POINT FIELD GOALS IN 16-17: 71-185 (.384)
THREE-POINT FIELD GOALS IN 18-19: 63-177 (.356)
CAREER THREE-POINT FIELD GOALS: 134-362 (.370)

Vince Carter

HEIGHT: 6-6
WEIGHT: 220
COLLEGE: North Carolina
HIGH SCHOOL: Mainland, Daytona Beach, FL
BIRTHPLACE: Daytona Beach, FL
BIRTHDATE: January 26, 1977

NBA EXPERIENCE: 21 years
CURRENT NBA SEASON: 22nd
AGE: 42

GRD/FWD
15

HOW VINCE JOINED THE HAWKS: Re-signed with the Hawks on September 20, 2019 • Originally signed as a free agent with the Hawks on August 24, 2018 • Signed with the Sacramento Kings on July 10, 2017 • Signed with Memphis on July 12, 2014 • Signed by the Dallas Mavericks on December 12, 2011 • Waived by Phoenix on December 9, 2011 • Acquired by the Suns from Orlando, along with Marcin Gortat, Mickael Pietrus, a 2011 first-round draft pick and cash considerations in exchange for Earl Clark, Jason Richardson and Hedo Turkoglu on December 18, 2010 • Traded to Orlando from New Jersey, along with Ryan Anderson, in exchange for Rafer Alston, Tony Battie and Courtney Lee on January 25, 2009 • Re-signed with the Nets on July 13, 2007 • Traded from Toronto to the Nets in exchange for Alonzo Mourning, Aaron Williams, Eric Williams, a 2005 first-round draft pick and a 2006 first-round draft pick on December 17, 2004 • Signed a multi-year contract with Toronto on January 22, 1999 • An early-entry candidate, selected fifth overall by Golden State in the 1998 NBA Draft • Draft rights traded on draft night with cash considerations to the Toronto Raptors for the draft rights to Antawn Jamison (the fourth overall pick).

LAST SEASON (2018-19): Appeared in 76 games (nine starts), averaging 7.4 pts, 2.6 rpg and 1.1 apg in 17.5 mpg (.419 FG%, .389 3FG%, .712 FT%) • On 11/21 v/TOR, became the 22nd player ever to eclipse 25,000 career pts • On 12/29 v/CLE, scored a season-high-tying 21 pts, surpassing Kareem Abdul-Jabbar as the oldest NBA player ever to lead or tie for the team lead in scoring (41 yrs, 337 days; did it three times during the season) • On 3/29 v/POR, passed Karl Malone for fifth on the NBA's all-time games played list • On 3/31 v/MIL, passed Reggie Miller for 46th on the NBA's all-time steals list • Scored in double figures 28 times, including two contests with at least 20 pts • Ranked 34th in 3FG% • On 3/16 @ BOS, eclipsed 1,500 career stls • **SEASON HIGHS:** 21 (2x), 9 rebs @MIL (4/7), 5 assts @SAS (4/2), 3 stls v/BKN (3/9), 2 blks (2x), 7 FGM (3x), 7 3FGM @MIA (3/4), 4 FTM (2x), 45 mins v/CHI (3/1).

PROFESSIONAL CAREER: Through 21 NBA seasons with Toronto, New Jersey, Orlando, Phoenix, Dallas, Memphis, Sacramento and Atlanta, has appeared in 1,481 regular seasons games (982 starts), averaging 17.2 ppg, 4.4 rpg, 3.2 apg and 1.0 spg in 30.7 mpg (.437 FG%, .374 3FG%, .798 FT%) • Was named NBA Rookie of the Year in 1999, All-NBA twice (second team in 2001 and third team in 2000), an eight-time All-Star and finished in the Top 10 in scoring six times • NBA Slam Dunk champion in 2000 • Took home a gold medal in 2000 as part of the United States Men's Basketball Team in Sydney, Australia • Third among active players in games played, fourth in scoring (24,868) and minutes (44,161), fifth in three-pointers made (2,106), sixth in steals (1,463), 14th in assists (4,579) and 15th in rebounds (6,288) • Ranked eighth in NBA history in three-pointers made and 22nd in scoring • One of five players in NBA history to complete 21 seasons • **2017-18** (Sacramento): Appeared in 58 games (four starts), averaging 5.4 points and 2.6 rebounds in 17.7 minutes (.403 FG%, .345 3FG%, .757 FT%) • Posted a season-high 24 points on 10-12 FGs to become the first 40-year-old to come off the bench to score 20-or-more-points in a win (12/27 @CLE) • The second-oldest player to record seven-plus assists in a single game at 41 years and 18 days (2/13 @DAL) • One of two players in NBA history to score 20-plus points off the bench in a game at 40 or older (24, @CLE, 12/27) • The third player at 40 years or older to record three blocks (12/17 @ TOR) and three steals in a game (four times) • Missed seven games due to injury • **2016-17** (Memphis): In 73 games (15 starts), averaged 8.0 points, 3.1 rebounds and 1.8 assists in 24.7 minutes (.394 FG%, .378 3FG%, .765 FT%) • Scored in double digits 26 times and had four games with 20-or-more-points • Became the 24th player in NBA history to score 24,000 points (12/1/16 @MIN) • In **2015-16** (Memphis), appeared in 60 games (three starts), averaging 6.6 points and 2.4 rebounds in 16.8 minutes (.388 FG%, .349 3FG%, .833 FT%) • Scored 10-or-more points 16 times • Made the longest shot in the NBA in nine years, sinking an 83-footer on 2/19 v/MIN • In his first season with the Grizzlies **(2014-15),** averaged 5.8 points, 2.0 rebounds and 1.2 assists in 16.5 minutes, playing in 66 games (one start) • Scored in double figures 13 times • In Dallas in **2013-14**, finished with averages of 11.9 points, 3.5 rebounds and 2.6 assists in 24.4 minutes (.407 FG%, .394 3FG%, .821 FT%), and participated in 81 games • Led the league in three-pointers made off the bench (146) • Hit 10-or-more points in 51 games and 20-or-better seven times • Played in 81 games (starting three) in **2012-13** (Dallas), averaging 13.4 points, 4.1 rebounds and 2.4 assists in 25.8 minutes (.435 FG%, .406 3FG%, .816 FT%) • Tied for 27th in the NBA in 3FG% • Scored in double figures 59 times, including 12 efforts of 20-or-more • Made a team-high 162 triples (15th in the NBA) • In his first season with the Mavericks (**2011-12**), posted 10.1 points, 3.4 rebounds and 2.3 assists in 25.3 minutes, appearing in 61 games (40 starts) and hitting .411 FG%, .361 3FG% and .826 FT% • Scored 10-or-more points 31 times and 20-or-better on four occasions • Became the 18th player in NBA history to make 1,500 career three's • Split time between Orlando and Phoenix in **2010-11**, and averaged 14.0 points, 3.8 rebounds and 2.0 assists in 28.1 minutes in 73 contests (63 starts) • Put in 15.1 points in 22 games with the Magic and 13.5 points in 51 contests with the Suns • Overall, hit double figures 59 times, including 15 games of 20-or-more • In his only full season with Orlando (**2009-10**), compiled averages of 16.6 points, 3.9 rebounds and 3.1 assists in 30.8 minutes, playing in 75 games (74 starts), and hitting .428 FG%, .367 3FG% and .840 FT% • Scored 10-or-more points 60 times, 20-or-more 25 times, 30-or-better twice and 40-plus once • Ranked 27th in the NBA in FT%, hitting his career-high accuracy mark for a season • In **2008-09**, his final season with the Nets, averaged 20.8 points, 5.1 rebounds, 4.7 assists and 1.0 steals in 36.8 minutes, starting 80 games (.437 FG%, .385 3FG%, .817 FT%) • Ranked 16th in the NBA in scoring, tied for 26th in minutes played and tied for 30th in assists • Hit double digits 71 times (20-or-more in 44 games) • Compiled 21.3 points, 6.0 rebounds, 5.1 assists and 1.2 steals in 38.9 minutes in **2007-08** with the Nets (.456 FG%, .359 3FG%, .816 FT%), appearing in 76 games, and starting 72 • Recorded nine double-doubles, and scored in double figures 74 times • Joined Kobe Bryant and LeBron James as the only players to average more than 20 points, six rebounds and five assists on the season • During the **2006-07** campaign with the Nets, tallied 25.2 points, 6.0 rebounds, 4.8 assists and 1.0 steals in 38.1 minutes and started all 82 games (.454 FG%, .357 3FG%, .802 FT%) • Recorded 13 double-doubles • Broke his own single-season Nets franchise scoring record • Ranked eighth in the NBA in scoring • In his first full season in New Jersey (**2005-06**), averaged 24.2 points, 5.8 rebounds, 4.3 assists and 1.2 steals in 36.8 minutes (.430 FG%, .341 3FG%, .799 FT%) • Scored 10-or-more points 75 times, 20-or-better 60 times, at least 30 points 16 times, 40-or-more five times and 50-plus once • Set a franchise record with 23 consecutive 20-point outings • Split time between the Raptors and Nets in **2004-05**, appearing in 77 games total (76 starts) and averaging 24.5 points, 5.2 rebounds, 4.2 assists and 1.4 steals in 36.7 minutes (.452 FG%, .406 3FG%, .798 FT%) • Ranked eighth in the league in scoring, 17th in three-point percentage and 26th in steals • In his final full season with Toronto in **2003-04**, put in 22.5 points, 4.8 rebounds, 4.8 assists and 1.2 steals in 38.2 minutes (.417 FG%, .383

(Continued on page 60)

CAREER HIGHS

Points	FGM	FGA	3FGM	3FGA	FTM	FTA	Rebounds	Assists	Steals	Blocks	Minutes
51	20	36	9	20	23	27	16	14	6	6	63
Two Times	1/14/00 v/MIL	1/21/01 @PHI	12/11/06 v/MEM	12/11/06 v/MEM	12/23/05 @MIA	12/30/00 @PHO	4/7/07 v/WAS	1/9/09 @MIL	Five Times	3/28/99 v/CHI	2/23/01 v/SAC

CAREER STATS

NBA REGULAR SEASON

YEAR, TEAM	GP	MINS	FGM	FGA	PCT.	FTM	FTA	PCT.	REBOUNDS OFF	DEF	TOT	AST	PF	DQ	STL	BLK	PTS	AVG
98-99, TOR	50	1760	345	766	.450	204	268	.761	94	189	283	149	140	2	55	77	913	18.3
99-00, TOR	82	3126	788	1696	.465	436	551	.791	150	326	476	322	263	2	110	92	2107	25.7
00-01, TOR	75	2979	762	1656	.460	384	502	.765	176	240	416	291	205	1	114	82	2070	27.6
01-02, TOR	60	2385	559	1307	.428	245	307	.798	138	175	313	239	191	4	94	43	1484	24.7
02-03, TOR	43	1471	355	760	.467	129	160	.806	59	129	188	143	121	2	48	41	884	20.6
03-04, TOR	73	2785	608	1457	.417	336	417	.806	95	254	349	348	212	1	88	65	1645	22.5
04-05, TOR-NJN	77	2828	696	1541	.452	367	460	.798	106	295	401	327	243	0	109	48	1886	24.5
05-06, NJN	79	2906	653	1518	.430	480	601	.799	135	327	462	338	235	3	94	53	1911	24.2
06-07, NJN	82	3126	726	1598	.454	462	576	.802	114	378	492	393	266	3	82	30	2070	25.2
07-08, NJN	76	2959	587	1287	.456	350	429	.816	112	341	453	389	241	1	93	33	1622	21.3
08-09, NJN	80	2946	588	1345	.437	335	410	.817	74	336	410	376	234	2	82	38	1662	20.8
09-10, ORL	75	2310	434	1015	.428	257	306	.840	33	260	293	236	189	1	53	18	1244	16.6
10-11, ORL-PHO	73	2051	389	891	.437	128	173	.740	54	221	275	146	193	3	67	90	1022	14.0
11-12, DAL	61	1542	223	542	.411	95	115	.826	32	173	205	139	134	0	56	84	615	10.1
12-13, DAL	81	2093	372	855	.435	182	223	.816	58	276	334	194	226	0	74	44	1088	13.4
13-14, DAL	81	1973	330	811	.407	161	196	.821	67	217	284	212	209	0	61	35	967	11.9
14-15, MEM	66	1091	135	406	.333	45	57	.789	27	106	133	79	102	0	43	14	384	5.8
15-16, MEM	60	1005	133	343	.388	80	84	.833	31	115	146	56	101	0	38	16	395	6.6
16-17, MEM	73	1800	193	490	.394	88	115	.765	36	191	227	133	163	1	60	36	586	8.0
17-18, SAC	58	1026	114	283	.403	28	37	.757	18	130	148	69	96	0	42	26	313	5.4
18-19, ATL	76	1330	196	468	.419	47	66	.712	31	163	194	87	141	0	44	27	562	7.4
21 YR. TOT	1481	45492	9186	21035	.437	4829	6053	.798	1640	4842	6482	4666	3905	25	1507	863	25430	17.2

THREE-POINT FIELD GOALS IN 98-99:	19-66	(.288)
THREE-POINT FIELD GOALS IN 99-00:	95-236	(.403)
THREE-POINT FIELD GOALS IN 00-01:	162-397	(.408)
THREE-POINT FIELD GOALS IN 01-02:	121-313	(.387)
THREE-POINT FIELD GOALS IN 02-03:	45-131	(.344)
THREE-POINT FIELD GOALS IN 03-04:	93-243	(.383)
THREE-POINT FIELD GOALS IN 04-05:	127-313	(.406)
THREE-POINT FIELD GOALS IN 05-06:	125-367	(.341)
THREE-POINT FIELD GOALS IN 06-07:	156-437	(.357)
THREE-POINT FIELD GOALS IN 07-08:	98-273	(.359)
THREE-POINT FIELD GOALS IN 08-09:	151-392	(.385)
THREE-POINT FIELD GOALS IN 09-10:	119-324	(.367)
THREE-POINT FIELD GOALS IN 10-11:	116-321	(.361)
THREE-POINT FIELD GOALS IN 11-12:	74-205	(.361)
THREE-POINT FIELD GOALS IN 12-13:	162-399	(.406)
THREE-POINT FIELD GOALS IN 13-14:	146-371	(.394)
THREE-POINT FIELD GOALS IN 14-15:	69-232	(.297)
THREE-POINT FIELD GOALS IN 15-16:	59-169	(.349)
THREE-POINT FIELD GOALS IN 16-17:	112-296	(.378)
THREE-POINT FIELD GOALS IN 17-18:	57-165	(.345)
THREE-POINT FIELD GOALS IN 18-19:	123-316	(.389)
CAREER THREE-POINT FIELD GOALS:	2229-5966	(.374)

NBA PLAYOFFS

YEAR, TEAM	GP	MINS	FGM	FGA	PCT.	FTM	FTA	PCT.	REBOUNDS OFF	DEF	TOT	AST	PF	DQ	STL	BLK	PTS	AVG
99-00, TOR	3	119	15	50	.300	27	31	.871	9	9	18	19	12	0	3	4	58	19.3
00-01, TOR	12	539	122	280	.436	58	74	.784	37	41	78	56	45	1	20	20	327	27.3
04-05, NJN	4	179	35	96	.365	31	36	.861	9	25	34	23	17	0	9	0	107	26.8
05-06, NJN	11	450	113	244	.463	86	108	.796	16	61	77	58	34	0	20	6	326	29.6
06-07, NJN	12	487	93	235	.396	61	88	.693	17	65	82	64	35	0	11	7	268	22.3
09-10, ORL	14	480	74	184	.402	57	69	.826	9	50	59	32	50	2	12	3	217	15.5
11-12, DAL	4	107	12	41	.293	6	8	.750	5	17	22	1	11	0	5	2	33	8.3
13-14, DAL	7	190	31	68	.456	11	14	.786	7	18	25	17	12	0	3	2	88	12.6
14-15, MEM	11	196	27	67	.403	8	9	.889	13	34	47	11	17	0	7	2	69	6.3
15-16, MEM	4	91	15	33	.455	8	8	1.000	5	10	15	5	9	0	2	1	45	11.3
16-17, MEM	6	195	20	42	.476	7	7	1.000	4	16	20	9	15	0	2	0	55	9.2
11 YR. TOT	88	3033	557	1340	.416	360	452	.796	131	346	477	295	257	3	94	47	1593	18.1

THREE-POINT FIELD GOALS IN 99-00:	1-10	(.100)
THREE-POINT FIELD GOALS IN 00-01:	25-61	(.410)
THREE-POINT FIELD GOALS IN 04-05:	6-19	(.316)
THREE-POINT FIELD GOALS IN 05-06:	14-58	(.241)
THREE-POINT FIELD GOALS IN 06-07:	21-54	(.389)
THREE-POINT FIELD GOALS IN 09-10:	12-51	(.235)
THREE-POINT FIELD GOALS IN 11-12:	3-10	(.300)
THREE-POINT FIELD GOALS IN 13-14:	15-31	(.484)
THREE-POINT FIELD GOALS IN 14-15:	7-28	(.250)
THREE-POINT FIELD GOALS IN 15-16:	7-10	(.700)
THREE-POINT FIELD GOALS IN 16-17:	8-20	(.400)
PLAYOFF THREE-POINT FIELD GOALS:	119-352	(.338)

John Collins

HEIGHT: 6-9
WEIGHT: 235
COLLEGE: Wake Forest
HIGH SCHOOL: Cardinal Newman, West Palm Beach, Florida
BIRTHPLACE: Layton, Utah
BIRTHDATE: September 23, 1997 AGE: 22

NBA EXPERIENCE: 2 years
CURRENT NBA SEASON: 3rd

FWD/CTR
20

HOW JOHN JOINED THE HAWKS: Selected by the Hawks in the first round (19th overall) of the 2017 NBA Draft as an early-entry candidate • Signed to a contract by Atlanta on July 1, 2017.

LAST SEASON (2018-19): Led Hawks in ppg and rpg, averaging 19.5 ppg, 9.8 rpg and 2.0 apg in 30.0 mpg (.560 FG%, .348 3FG%, .763 FT%) in 61 games (59 starts) • Ranked 15th in rpg, 16th in FG% & 33rd in ppg • One of only seven NBA players to play at least 60 games and post at least 19.5 ppg and 9.8 rpg • Became the first sophomore in NBA history to compile 19.5 ppg and 9.8 rpg in 30 mpg or less • Scored in double figures 57 times (33 games with 20+ points; six 30+ point contests) • At All-Star Weekend, participated in MTN DEW ICE Rising Stars and AT&T Slam Dunk • Recorded 20 points, a career-high 25 rebounds and a career-high-tying six assists on 4/10 v/IND • Registered 33 points (13-20 FGs, 7-9 FTs), a then-career-high 19 boards and a block on 3/9 vs. Brooklyn • Totaled a career-high-tying 35 points (13-20 FGs, 2-4 3FGs, 7-11 FTs), and 16 boards (10 offensive) on 2/2 at Phoenix • Missed first 15 games of the season due to left ankle soreness • **SEASON HIGHS:** 35 pts (2x), 25 rebs v/IND (4/10), 6 assts (3x), 2 stls (3x), 4 blks v/NOP (3/10), 14 FGM @CHI (1/23), 4 3FGM (2x), 10 FTM v/PHX (2/23), 39 mins @MIN (12/28).

PROFESSIONAL CAREER: Through 135 games (85 starts) across two seasons with the Hawks, holds career averages of 14.6 ppg, 8.4 rpg and 1.6 apg in 26.8 mpg • In **2017-18**, named to NBA All-Rookie Second Team after averaging 10.5 ppg, 7.3 rpg, 1.3 apg and 1.1 bpg in 24.1 mpg (.576 FG%, .340 3FG%, .715 FT%) in 74 contests (26 starts) • Ranked seventh in the NBA in FG%, 10th in Eff. FG% (.591), t25th in bpg and 33rd in rpg • Led NBA rookies in offensive rebounds (176), ranked second in FG% and bpg, third in rpg, fifth in double-doubles (11) and 11th in ppg • Scored in double-figures 40 times (including two 20-point outings) and had 17 double-digit rebounding nights • Averaged 11.2 ppg, 7.9 rpg and 2.0 apg (.580 FG%, .333 3FG%, .689 FT%) as a starter • Started for the first time in his career v/LAC (11/22), ending the game with 14 points, 10 rebounds, four steals and three assists in 38 minutes (7-9 FGs) • Made his NBA debut @Dal (10/18), finishing with 14 points, five rebounds, two steals and one assist in 22 minutes (6-10 FGs, 2-3 FTs) • Started and saw 23 minutes of action in the 2018 Mtn Dew Kickstart Rising Stars game (2/16) during All-Star Weekend tallying 11 points, three rebounds, two steals and one block (5-8 FGs, 1-2 FTs) • Missed six games (12/2-12/12) due to a left AC joint sprain and missed two games (3/20-3/22) due to a left ankle sprain.

COLLEGIATE CAREER: A two-year letterman at Wake Forest with career averages of 13.4 ppg, 7.0 rpg and 1.2 bpg in 20.7 mpg (.601 FG%, .729 FT%) in 64 games (34 starts) • As a sophomore in 2016-17, averaged 19.2 ppg, 9.8 rpg and 1.6 bpg in 26.6 mpg (.622 FG%, .745 FT%) in 33 games (all starts) on his way to garnering All-ACC First Team and ACC Most Improved Player honors, as well as Second Team All-America recognition by the Basketball Times • Also named to the USBWA and NABC All-District Teams • Led the conference in FG% and 20-point/10-rebound games (10), while ranking second in rebounding and third in scoring in helping the Demon Deacons to the NCAA Tournament for the first time since 2010 • Had a streak of 12 consecutive 20-point games, the longest by a Demon Deacon in four decades, while also becoming the first player with 600 points and 300 rebounds in a season since Tim Duncan in 1996-97 • Became the school's 15th All-American (first since 2009-10) and the program's first first-team All-ACC selection since 2004-05 • Saw action in all 31 games (one starting assignment) as a freshman in 2015-16 • Averaged 7.3 points and 3.9 rebounds in 14.4 minutes (.547 FG% - tops on the team, .691 FT%).

PERSONAL INFO: Full name is John Martin Collins III • Nickname is "JC" • Son of Lyria Rissing-Collins, who is retired from the U.S. Air Force • Born September 23, 1997 in Layton, Utah • Member of 2019 USA Basketball Men's Select Team • Participated in the NBA Africa Game as part of Team World in August, 2018 • A 2015 graduate and three-year letterman at Cardinal Newman High School in West Palm Beach, FL, where he was named 2014-15 Florida Class 4A Player of the Year, as well as Player of the Year by the Palm Beach Post, the Sun Sentinel and the Gatorade (Palm Beach) • Averaged 20.3 ppg and 10.2 rpg during his senior season • On Twitter @jcollins20_ and Instagram @jcollins20_.

CAREER HIGHS

Points	FGM	FGA	3FGM	3FGA	FTM	FTA	Rebounds	Assists	Steals	Blocks	Minutes
35	14	22	4	7	10	12	25	6	4	4	39
Two Times	1/23/19 @CHI	12/12/18 @DAL	Two Times	4/3/18 at MIA	2/23/19 v/PHO	12/14/18 @BOS	4/10/19 v/IND	Four Times	11/22/17 v/LAC	Six Times	Two Times

Hawks.com /Hawks @ATLHawks

CAREER STATS

NBA REGULAR SEASON

YEAR, TEAM	GP	MINS	FGM	FGA	PCT.	FTM	FTA	PCT.	REBOUNDS OFF	REBOUNDS DEF	REBOUNDS TOT	AST	PF	DQ	STL	BLK	PTS	AVG
17-18, ATL	74	1785	314	545	.576	133	186	.715	176	365	541	98	215	4	47	80	777	10.5
18-19, ATL	61	1829	465	831	.560	203	266	.763	219	376	595	121	199	3	22	39	1188	19.5
2 YR. TOT	135	3614	779	1376	.566	336	452	.743	395	741	1136	219	414	7	69	119	1965	14.6

THREE-POINT FIELD GOALS IN 17-18: 16-47 (.340)
THREE-POINT FIELD GOALS IN 18-19: 55-158 (.348)
CAREER THREE-POINT FIELD GOALS: 71-205 (.346)

Allen Crabbe

HEIGHT: 6-5
WEIGHT: 212
COLLEGE: California, Berkeley
HIGH SCHOOL: Price, Los Angeles, CA
BIRTHPLACE: Los Angeles, CA
BIRTHDATE: April 9, 1992 AGE: 27

NBA EXPERIENCE: 6 years
CURRENT NBA SEASON: 7th

GRD/FWD
33

HOW ALLEN JOINED THE HAWKS: Acquired by the Hawks from the Brooklyn Nets, along with a conditional 2020 first-round draft pick and the draft rights to Nickeil Alexander-Walker, in exchange for Taurean Prince and a 2021 second-round pick on July 6, 2019 • Acquired by the Nets from the Portland Trail Blazers in exchange for Andrew Nicholson on July 25, 2017 • Obtained by Portland from the Cleveland Cavaliers in exchange for two second-round draft picks • Chosen by Cleveland with the 31st overall pick of the 2013 NBA Draft.

LAST SEASON (2018-19): Appeared in 43 games (20 starts), averaging 9.6 ppg, 3.4 rpg and 1.1 apg in 26.4 mpg • Shot .367 FG%, .378 3FG% and .732 FT% • Led the team in scoring four times, rebounds once and led or tied for the team lead in steals three times, blocks seven times and minutes played eight times • Moved from 21st in Nets history in 3-pointers made (201) to 10th place (299) • Finished eighth in the league in corner 3FG % (min. 60 corner 3FGA) at .492 3FG% • Scored in double figures 17 times, including four games of 20+ points • Buried a season-high-tying seven 3FGs twice (12/5 v/ OKC and 11/21 @DAL) • Shot the exact same percentage from distance (.378) that he did last season, when he made a then-single-season franchise-record 201 threes • Became the first player in franchise history to make five or more 3FGs in consecutive games off the bench, shooting 5-of-9 from long range on 2/8 v/CHI and 6-of-10 on 2/11 @TOR • Registered his first-career double-double with 14 points and a career-high 10 boards with a season-high-tying four assists in 35 minutes v/DET on 3/11 • Saw his final action of the season on 3/13 at OKC, scoring eight points in 35 minutes • Missed 39 games due to injury (sore right knee – 35 games, right knee arthroscopy – three games, left ankle sprain – one game) **SEASON HIGHS:** 27 pts @DAL (11/21), 10 rebs v/Det (3/11), 4 assts v/Det (3/11), 2 stls (6x), 1 blk (13x), 10 FGM @DAL (11/21), 7 3FGM (2x), 6 FTM (2x), 37 mins v/OKC (12/5).

PROFESSIONAL CAREER: In 344 games (112 starts) through six seasons with Portland and Brooklyn, holds career averages of 9.5 ppg, 2.9 rpg and 1.2 apg in 24.6 mpg (.429 FG%, .393 3FG%, .835 FT%) • **2017-18** (Brooklyn): Appeared in 75 games (68 starts), averaging 13.2 points, 4.3 rebounds and 1.6 assists in 29.3 mpg • Shot .407 (337-of-827 FG), .378 (201-of-532 3FG) and .852 (115-of-135 FT) • Set single-season career highs in points, rebounds, assists, blocks and minutes per game • Drew 68 starts after starting a total of 24 games in his first four seasons combined • Set single-season franchise records for 3FGM and 3FGA, becoming the first player in Nets history to make 200-plus threes in a season • His 201 3FGM were 32 more than the previous single-season record holder (Deron Williams' 169 in 2012-13) • Finished 12th in the league in 3FGM and 10th in 3FGA • Played the best game of his career on his 26th birthday, recording a career-high 41 points (12-of-15 FG, 8-of-11 3FG, 9-of-9 FT) with five boards and four assists in 34 minutes on 4/9 vs. Chicago; he also set career highs for points scored in a half (29 in the first half), points scored in a quarter (20 in the first quarter) and matched his career highs for three-pointers made and free throws made • Became the first player in more than 18 years and just the 10th in NBA regular season history to record a 40-point game on 15 or fewer shots (Alonzo Mourning had achieved the feat in the 1999-00 season) • Missed seven games due to injury/illness (three – sore lower back, three – illness and one – left knee soreness) • Was inactive three times • **2016-17** (Portland): Appeared in 79 games (seven starts) with the Trail Blazers, averaging a career-high 10.7 points (.468 FG, .444 3FG, .847 FT) and a career-high 2.9 rebounds to go with 1.2 assists in 28.5 minutes per game • His .444 mark from beyond the arc ranked second in the NBA among qualifying players and marked the best three-point field goal percentage in franchise history by a Trail Blazer with 100-plus three-pointers made • Scored 20-or-more points six times • **2015-16:** In 81 games (eight starts) for Portland, averaged 10.3 points, 2.7 rebounds and 1.2 assists in 26.0 minutes per game • Shot .459 from the field, .393 from long range and a career-best .867 from the free-throw line • His 10.3 points per game average was an increase of 7.0 points from the previous season (3.3 ppg) • Scored in double figures in 42 games after accomplishing that feat just once in his first two NBA seasons • **2014-15:** Appeared in 51 games with the Trail Blazers, averaging 3.3 points and 1.4 rebounds in 13.4 minutes per game • **2013-14:** Appeared in 15 games for Portland in his rookie season, averaging 2.2 points in 6.7 minutes per game • In six games over two separate assignments with the NBA G League's Idaho Stampede, averaged 16.0 points, 6.7 rebounds, 1.2 assists and 1.0 steals in 38.5 minutes per game.

CAREER HIGHS

Points	FGM	FGA	3FGM	3FGA	FTM	FTA	Rebounds	Assists	Steals	Blocks	Minutes
41	13	24	8	18	9	11	10	5	4	3	44
4/9/18	2/7/18	2/10/18	Three	2/10/18	Two	11/3/17	3/11/19	Three	3/30/17	1/1/18	2/10/18
v/CHI	@DET	v/NOP	Times	v/NOP	Times	@LAL	v/DET	Times	v/HOU	v/ORL	v/NOP

Hawks.com /Hawks @ATLHawks

PLAYOFF HISTORY: In 17 career playoff games (one start) over three postseason campaigns with the Trail Blazers, recorded averages of 8.1 points (.500 FG, .400 3FG, .682 FT), 2.8 rebounds and 1.1 assists in 25.5 minutes per game • 2017: Played in all four of Portland's games, averaging 5.5 points, 3.0 rebounds and 0.5 assists in 23.0 minutes per game • Scored seven points on 3-of-6 shooting in 24 minutes in Game 4 of Portland's First Round Series against Golden State on 4/24 • 2016: In 11 postseason games, averaged 9.5 points (.521 FG, .429 3FG, .737 FT), 2.9 rebounds and 1.4 assists in 27.5 minutes per game against the L.A. Clippers and Golden State • Scored in double figures in seven of his final eight postseason contests, including a playoff career-high 20 points on 7-of-9 shooting (5-of-7 3FG) against Golden State in Game 5 of the Western Conference Semifinals on 5/11 • 2015: Played in two games (one start) during the playoffs, totaling 10 points on 4-of-5 shooting (2-of-2 3FG).

COLLEGIATE CAREER: Appeared in 98 games over three seasons at the University of California, Berkeley, averaging 15.7 points (.446 FG, .382 3FG, .819 FT), 5.7 rebounds, 2.2 assists and 0.9 steals in 34.7 minutes per game • Voted by the league's coaches as the Pac-12 Conference Player of the Year as a junior in 2012-13 • Was a member of the All-Pac-12 First Team following his junior season and was named a National Association of Basketball Coaches and Sporting News Third Team All-American • Also earned U.S. Basketball Writers Association and NABC All-District honors following his final season at California • Named to the All-Pac-12 First Team as a sophomore and junior, and was named the Pac-10 Conference Freshman of the Year in 2011, also earning All-Pac-10 Honorable Mention accolades • Ranked third in school history in 3-pointers (209), seventh in free throw percentage (.819), 10th in points (1,537), tied for 10th in 3-point field goal percentage (.382) and 12th in career scoring average (15.7 ppg).

PERSONAL INFO: Born in Los Angeles, CA • Son of Allen Crabbe Jr. and Cheryl Price • Has an older sister • Father played collegiately at Pepperdine • On Twitter and Instagram @allencrabbe.

CAREER STATS

NBA REGULAR SEASON

YEAR, TEAM	GP	MINS	FGM	FGA	PCT.	FTM	FTA	PCT.	REBOUNDS OFF	REBOUNDS DEF	REBOUNDS TOT	AST	PF	DQ	STL	BLK	PTS	AVG
13-14, POR	15	100	12	33	.364	3	4	.750	1	8	9	6	10	1	2	1	33	2.2
14-15, POR	51	683	63	153	.412	12	16	.750	7	66	73	39	74	0	19	15	168	3.3
15-16, POR	81	2105	311	678	.459	98	113	.867	27	189	216	99	192	2	63	16	832	10.3
16-17, POR	79	2254	303	647	.468	105	124	.847	19	207	226	94	171	0	54	20	845	10.7
17-18, BKN	75	2197	337	827	.407	115	135	.852	28	296	324	117	168	1	47	35	990	13.2
18-19, BKN	43	1133	137	373	.367	41	56	.732	16	132	148	46	102	1	23	13	413	9.6
6 YR. TOT	344	8472	1163	2711	.429	374	448	.835	98	898	996	401	717	5	208	100	3281	9.5

THREE-POINT FIELD GOALS IN 13-14: 6-14 (.429)
THREE-POINT FIELD GOALS IN 14-15: 30-85 (.353)
THREE-POINT FIELD GOALS IN 15-16: 112-285 (.393)
THREE-POINT FIELD GOALS IN 16-17: 134-302 (.444)
THREE-POINT FIELD GOALS IN 17-18: 201-532 (.378)
THREE-POINT FIELD GOALS IN 18-19: 98-259 (.378)
CAREER THREE-POINT FIELD GOALS: 581-1477 (.393)

NBA PLAYOFFS

YEAR, TEAM	GP	MINS	FGM	FGA	PCT.	FTM	FTA	PCT.	REBOUNDS OFF	REBOUNDS DEF	REBOUNDS TOT	AST	PF	DQ	STL	BLK	PTS	AVG
14-15, POR	2	39	4	5	.800	0	0	---	0	3	3	1	1	0	2	1	10	5.0
15-16, POR	11	302	38	73	.521	14	19	.737	5	27	32	15	23	0	7	1	105	9.5
16-17, POR	4	92	9	24	.375	1	3	.333	0	12	12	2	9	0	1	0	22	5.5
3 YR. TOT	17	433	51	102	.500	15	22	.682	5	42	47	18	33	0	10	2	137	8.1

THREE-POINT FIELD GOALS IN 14-15: 2-2 (1.000)
THREE-POINT FIELD GOALS IN 15-16: 15-35 (.429)
THREE-POINT FIELD GOALS IN 16-17: 3-13 (.231)
PLAYOFF THREE-POINT FIELD GOALS: 20-50 (.400)

Bruno Fernando

HEIGHT: 6-9
WEIGHT: 240
COLLEGE: Maryland
HIGH SCHOOL: IMG Academy, Bradenton, FL
BIRTHPLACE: Luanda, Angola
BIRTHDATE: August 15, 1998 AGE: 21

NBA EXPERIENCE: Rookie
CURRENT NBA SEASON: 1st

FWD/CTR
24

HOW BRUNO JOINED THE HAWKS: Acquired by the Hawks on July 7, 2019 from Philadelphia, in exchange for the draft rights to Jordan Bone and two second-round picks • Originally selected by the Sixers in the second round (34th overall) of the 2019 NBA Draft as an early-entry candidate.

COLLEGIATE CAREER: In two seasons at Maryland, played in 64 games (53 starts) and averaged 12.0 ppg, 8.7 rpg and 1.6 bpg in 26.4 mpg (conference-best .595 FG%, .763 FT%) • Named First Team All-Big Ten and All-B1G Defensive Team as a sophomore in 2018-19, averaging 13.6 ppg, 10.6 rpg and 1.9 bpg in 30.0 minutes (.607 FG%, .779 FT%) in 34 games (33 starts) for the Terps • Ranked second in the ACC in field-goal percentage and ninth in scoring • As a freshman in 2017-18, named to Big Ten All-Freshman team, compiling 10.3 ppg, 6.5 rpg and 1.2 bpg in 22.4 mpg (.578 FG%, .740 FT%) • Two-time Big Ten Freshman of the Week honoree • Finished sixth in the Big Ten in FG%.

PERSONAL INFO: Son of Bernardo Fernando and Natalia David • One of eight children, has four brothers and three sisters • Led the Angolan U-18 National Team to the Afrobasket title • Unanimous four-star recruit • Enjoys video games and dancing • Favorite all-time NBA player is Kevin Garnett • On Twitter @BrunoFernandoMV and Instagram @the_angolan_bf.

CAREER STATS

COLLEGIATE CAREER

YEAR, TEAM	GP	MINS	FGM	FGA	PCT.	FTM	FTA	PCT.	REBOUNDS OFF	REBOUNDS DEF	REBOUNDS TOT	AST	PF	DQ	STL	BLK	PTS	AVG
17-18, UMD	30	671	118	204	.578	71	96	.740	45	151	196	21	87	0	11	37	308	10.3
18-19, UMD	34	1021	173	285	.607	113	145	.779	100	262	362	68	92	1	22	64	462	13.6
2 YR. TOT	64	1692	291	489	.595	184	241	.763	145	413	558	89	179	1	33	101	770	12.0

THREE-POINT FIELD GOALS IN 17-18: 1-3 (.333)

THREE-POINT FIELD GOALS IN 18-19: 3-10 (.300)

Brandon Goodwin

HEIGHT: 6-0
WEIGHT: 180
COLLEGE: Florida Gulf Coast
HIGH SCHOOL: Norcross, Norcross, GA
BIRTHPLACE: Columbia, SC
BIRTHDATE: October 2, 1995 AGE: 24

NBA EXPERIENCE: 1 year
CURRENT NBA SEASON: 2nd

GUARD

0

HOW BRANDON JOINED THE HAWKS: Signed to a two-way contract with the Hawks on August 6, 2019.

PROFESSIONAL CAREER: Made his NBA debut in 2018-19 with the Denver Nuggets, appearing in 16 games and averaging 1.4 ppg in 3.6 minutes • Saw action in 26 games (25 starts) in the NBA G League for the Iowa Wolves and the Memphis Hustle, compiling 22.0 ppg, 7.0 rpg, 5.3 apg and 1.6 spg in 36.8 mpg (.490 FG%, .379 3FG%, .724 FT%).

COLLEGIATE CAREER: Played his final two years at Florida Gulf Coast University where he holds the highest career scoring average in school history (18.5 ppg) • Spent his first two seasons at the University of Central Florida • Appeared in a total of 126 games (106 starts) and averaged 13.1 ppg, 4.1 rpg, 3.8 apg and 1.1 spg in 28.8 mpg (.474 FG%, .301 3FG%, .716 FT%) • As a senior in 2017-18, posted averages of 18.6 ppg, 5.5 rpg, 4.8 apg and 1.4 spg in 33.4 mpg (.470 FG%, .275 3FG%, .750 FT%), appearing in 34 games (33 starts) • Named 2017-18 A-Sun Player of the Year • In 34 games (all starts) as a junior in 2016-17, averaged 18.5 ppg, 4.5 rpg, 4.1 apg and 1.2 spg in 31.6 mpg (.512 FG%, .353 3FG%, .791 FT%) • During his sophomore season at UCF in 2014-15, started 30 contests and compiled 10.2 ppg, 4.2 apg, 3.9 rpg and 1.2 spg in 33.8 mpg (.437 FG%, .262 3FG%, .607 FT%) • Debuted at UCF in 2013-14, playing 28 games (nine starts) and averaging 3.0 ppg, 1.9 rpg and 1.8 apg in 14.7 mpg.

PERSONAL INFO: Born in Columbia, SC and raised in Norcross, GA • Attended Norcross High School, where he was named 2013 Georgia 6A Player of the Year after leading the Blue Devils to the state championship • On Twitter at @goodysav and Instagram at @toughlay.

CAREER HIGHS

Points	FGM	FGA	3FGM	3FGA	FTM	FTA	Rebounds	Assists	Steals	Blocks	Minutes
5	1	5	1	2	3	4	2	3	--	--	9
Two Times	Six Times	Two Times	Two Times	2/4/19 @DET	1/17/19 v/CHI	1/17/19 v/CHI	1/7/19 @HOU	12/22/18 @LAC			1/15/19 v/GSW

CAREER STATS

NBA REGULAR SEASON

YEAR, TEAM	GP	MINS	FGM	FGA	PCT.	FTM	FTA	PCT.	REBOUNDS OFF	REBOUNDS DEF	REBOUNDS TOT	AST	PF	DQ	STL	BLK	PTS	AVG
18-19, DEN	16	57	6	23	.261	9	11	.818	1	2	3	14	7	0	0	0	23	1.4

CAREER THREE-POINT FIELD GOALS: 2-6 (.333)

Kevin Huerter

HEIGHT: 6-7
WEIGHT: 190
COLLEGE: Maryland
HIGH SCHOOL: Shenendehowa, Clifton Park, NY
BIRTHPLACE: Albany, NY
BIRTHDATE: August 27, 1998 AGE: 21

NBA EXPERIENCE: 1 year
CURRENT NBA SEASON: 2nd

GUARD
3

HOW KEVIN JOINED THE HAWKS: Selected by the Hawks in the first round (19th overall) of the 2018 NBA Draft as an early-entry candidate • Signed to a contract on July 1, 2018.

LAST SEASON (2018-19): Named to NBA All-Rookie Second Team after averaging 9.7 ppg, 3.3 rpg and 2.9 apg in 27.3 mpg (.419 FG%, .385 3FG%, .732 FT%) in 75 contests (59 starts) • Among qualifying NBA rookies, ranked third in 3FG% (36th in the NBA), sixth in apg, seventh in spg and mpg, 10th in ppg and 12th in rpg • Scored in double-figures 37 times (including three games with at least 20 points) and had two double-digit rebounding nights • Recorded six games with at least five 3FGM, the second-highest total among rookies • His 136 3FGM are second in Hawks rookie history and the sixth-most in NBA history by a rookie age 20 or younger • Missed two games (1/21-23) due to a sore neck, two games (2/22-23) with a left ankle sprain and two games (1/8, 4/5) due to mid-back pain • **SEASON HIGHS:** 29 pts @PHI (1/11), 10 rebs (2x), 7 assts (3x), 3 stls (3x), 1 blk (25x), 11 FGM (2x), 6 3FGM @IND (12/31), 3 FTM (3x), 44 mins @WAS (1/2).

COLLEGIATE CAREER: In two seasons at Maryland, played in 65 games (all starts) and averaged 12.0 points, 5.0 rebounds and 3.0 assists in 31.9 minutes (.466 FG%, .394 3FG%, .748 FT%) • Honorable Mention All-Big Ten and Academic All-Big Ten as a sophomore in 2017-18 averaging 14.8 points, 5.0 rebounds and 3.4 assists in 34.4 minutes (.503 FG%, .417 3FG%, .758 FT%) in 32 starts • Ranked eighth in the Big Ten in three-point field goals per game (2.3) and ninth in three-point percentage • His 76 three pointers made was the fifth-highest total in a single season in school history, and his 3FG% ranked seventh • Had four games with 20-or-more points • Started all 33 games as a freshman in 2016-17, compiling 9.3 ppg, 4.9 rpg, 2.7 apg and 1.0 spg in 29.4 mpg (.420 FG%, .371 3FG%, .714 FT%).

NATIONAL TEAM CAREER: Earned a gold medal at the 2016 FIBA Americas U18 Championship in Valdivia, Chile, where he teamed up with Trae Young, and a bronze medal at the 2017 FIBA Americas U19 Championships in Cairo, Egypt.

PERSONAL INFO: Parents are Tom and Erin Huerter • Has a brother, Thomas, Jr., and two sisters - Meghan and Jillian • Thomas, Jr. is a graduate transfer at Catholic University this season • His father led Siena to its first ever NCAA Tournament appearance in 1989, helping lead the 14th-seeded Saints to an 80-78 upset win over the third-seeded Stanford Cardinal in the first round in the NCAA Tournament in 1989 • Nickname is "Red Velvet" • Starting center fielder on his high school baseball team who captured the state championship his senior year • High school baseball teammate, Ian Anderson, was selected by the Atlanta Braves in the first round (third overall) in the 2016 Major League Baseball Draft • Majored in Letters & Sciences at Maryland • On Twitter @KevinHuerter and Instagram @kevin_huerter.

CAREER HIGHS

Points	FGM	FGA	3FGM	3FGA	FTM	FTA	Rebounds	Assists	Steals	Blocks	Minutes
29	11	18	6	10	3	4	10	7	3	1	44
1/11/19	Two	Two	12/31/18	1/19/19	Three	Two	Two	Three	Three	25	1/2/19
@PHI	Times	Times	@IND	@BOS	Times	Times	Times	Times	Times	Times	@WAS

CAREER STATS

NBA REGULAR SEASON

YEAR, TEAM	GP	MINS	FGM	FGA	PCT.	FTM	FTA	PCT.	REBOUNDS OFF	REBOUNDS DEF	REBOUNDS TOT	AST	PF	DQ	STL	BLK	PTS	AVG
18-19, ATL	75	2048	275	657	.419	41	56	.732	60	185	245	214	155	0	65	25	727	9.7

CAREER THREE-POINT FIELD GOALS: 136-353 (.385)

De'Andre Hunter

HEIGHT: 6-7
WEIGHT: 225
COLLEGE: Virginia
HIGH SCHOOL: Friends Central, Philadelphia, PA
BIRTHPLACE: Philadelphia, PA
BIRTHDATE: December 2, 1997 AGE: 21

NBA EXPERIENCE: Rookie
CURRENT NBA SEASON: 1st

FORWARD
12

HOW DE'ANDRE JOINED THE HAWKS: Acquired by the Hawks on July 7, 2019 along with Solomon Hill, the draft rights to Jordan Bone and a 2023 second-round pick from New Orleans in exchange for a conditional 2020 first-round pick and the draft rights to Jaxson Hayes, Nickeil Alexander-Walker and Marcos Louzada • Originally selected by the Lakers in the first round (4th overall) of the 2019 NBA Draft as an early-entry candidate and traded to New Orleans on July 6, 2019.

COLLEGIATE CAREER: In two seasons at Virginia, played in 71 games (38 starts) and averaged 12.4 ppg, 4.4 rpg and 1.6 apg in 26.6 mpg (.509 FG%, .419 3FG%, .773 FT%) • Named ACC Defensive Player of the Year, All-ACC First Team and Consensus Third Team All-American as a sophomore in 2018-19, averaging 15.2 ppg, 5.1 rpg and 2.0 apg in 32.5 mpg (.520 FG%, .438 3FG%, .783 FT%) in 38 starts for the National Champion Virginia Cavaliers • Ranked second in the ACC in field-goal percentage and ninth in scoring • As a freshman in 2017-18, named ACC Sixth Man of the Year and a member of the conference's All-Freshman team, compiling 9.2 ppg, 3.5 rpg and 1.1 apg in 19.9 mpg (.488 FG%, .382 3FG%, .755 FT%).

PERSONAL INFO: Son of Priscilla Hunter • Has a brother, Aaron, and two sisters - Candice and Cheyanne • As a high school senior, named Pennsylvania Class AA Player of the Year, First-Team All-State AA and First-Team All-Friends Schools League • Enjoys video games and dancing • Has volunteered for the John Heinz National Wildlife Refuge and Aids Fund • On Twitter and Instagram @drehunter_.

CAREER STATS

COLLEGIATE CAREER

YEAR, TEAM	GP	MINS	FGM	FGA	PCT.	FTM	FTA	PCT.	REBOUNDS OFF	REBOUNDS DEF	REBOUNDS TOT	AST	PF	DQ	STL	BLK	PTS	AVG
17-18, UVA	33	657	104	213	.488	74	98	.755	38	79	117	36	60	1	19	13	303	9.2
18-19, UVA	38	1234	205	394	.520	123	157	.783	52	141	193	75	76	3	12	22	579	15.2
2 YR. TOT	71	1891	309	607	.509	197	255	.773	90	220	310	111	136	4	31	35	882	12.4

THREE-POINT FIELD GOALS IN 17-18: 21-55 (.382)
THREE-POINT FIELD GOALS IN 18-19: 46-105 (.438)
CAREER THREE-POINT FIELD GOALS: 67-160 (.419)

Damian Jones

HEIGHT: 6-11
WEIGHT: 245
COLLEGE: Vanderbilt
HIGH SCHOOL: Scotlandville Magnet, Baton Rouge, LA
BIRTHPLACE: Baton Rouge, LA
BIRTHDATE: June 30, 1995 AGE: 24

NBA EXPERIENCE: 3 years
CURRENT NBA SEASON: 4th

CENTER
30

HOW DAMIAN JOINED THE HAWKS: Acquired by the Hawks along with a 2026 second-round pick from the Golden State Warriors in exchange for Omari Spellman • Chosen by Golden State with the 30th overall selection of the 2016 NBA Draft.

LAST SEASON (2018-19): Posted career-high averages in ppg (5.4), rpg (3.1), apg (1.2), bpg (1.0) and mpg (17.1) in 24 games (22 starts) (.716 FG%, .649 FT%) • Scored in double figures a career-high four times • Shot 1.000 FG% on nine occasions • Recorded seven games with at least two blocked shots • **SEASON HIGHS:** 13 pts (2x), 7 rebs @DAL (11/17), 3 assts (3x), 2 stls (2x), 4 blks @DAL (11/17), 6 FGM (2x), 4 FTM v/MEM (11/5), 27 mins v/OKC (10/16).

PROFESSIONAL CAREER: Through 49 contests (22 starts) in three seasons with the Warriors, holds career averages of 3.6 ppg and 2.3 rpg in 11.9 mpg (.643 FG%, .577 FT%) • In **2017-18**, averaged 1.7 ppg, 0.9 rpg, and 0.2 bpg in 5.9 mpg (.500 FG%, .600 FT%) in 15 games off the bench • Set season-highs with eight points (4-4 FGs) and 14 minutes at OKC on 4/3 • Saw action in 44 games (all starts) for the Santa Cruz Warriors of the NBA G League, averaging 12.7 ppg, 8.1 rpg, 2.0 apg Scored in double figures 39 times and recorded 14 double-doubles • In, **2016-17**, appeared in 10 games with Golden State, posting 1.9 ppg and 2.3 rpg in 8.5 mpg (.500 FG%) • On 4.12 vs. LAL, scored a career-high-tying four points, adding season-highs of seven rebounds and two blocks • Made his NBA debut on 12/10 at Memphis • Inactive 64 times, including the season's first 13 games due to surgery on 6/14/16 to repair a torn right pectoral muscle • Appeared in 31 games (21 starts) over the course of nine assignments with the Santa Cruz Warriors, averaging 11.3 ppg, 7.2 rpg, 2.1 bpg and 1.1 apg in 26.4 mpg.

PLAYOFF HISTORY (GOLDEN STATE WARRIORS): A two-time NBA Champion and three-time Western Conference Champion • Has reached the playoffs in three consecutive seasons to begin his career, appearing in 12 postseason games and compiling totals of 14 points, 11 rebounds, two steals and a block in 40 minutes • As a rookie in 2016-17, appeared in four games, compiling seven points, six rebounds, two steals and a block in 21 total minutes • In 2017-18, saw action in four games, totaling four points and three boards in 11 minutes • In 2018-19, made four appearances (one start) and registered three points and two boards in eight minutes.

COLLEGIATE CAREER: In 99 games (95 starts) during three seasons at Vanderbilt, averaged 13.3 ppg, 6.4 rpg and 1.69 bpg in 27.1 mpg • Finished his career ranked second on the Commodores' career blocks (167) and blocks per game list, and posted the third-highest FG% in school history (.566) • A two-time First Team All-SEC honoree • As a sophomore, earned SEC All-Defensive honors • Named to the SEC All-Freshman Team

PERSONAL INFO: Full name is Damian William Jones • Son of David and Dana Jones • Has two brothers, Darian and Darryl • Born on June 30, 1995 • Won back-to-back Louisiana state championships as a junior and senior at Scotlandville Magnet High School in Baton Rouge, where was named the state's 5A Player of the Year as a senior and held an internship at Exxon • At Vanderbilt, was an Engineering Science major with a concentration in corporate strategy and a minor in engineering management • On Twitter and Instagram @dameology.

CAREER HIGHS

Points	FGM	FGA	3FGM	3FGA	FTM	FTA	Rebounds	Assists	Steals	Blocks	Minutes
13 Two Times	6 Two Times	8 11/8/18 v/MIL	--	--	4 11/5/18 v/MEM	5 10/22/18 v/PHO	7 Two Times	3 Three Times	2 Two Times	4 11/17/18 @DAL	27 10/16/18 v/OKC

CAREER STATS

NBA REGULAR SEASON

YEAR, TEAM	GP	MINS	FGM	FGA	PCT.	FTM	FTA	PCT.	REBOUNDS OFF	DEF	TOT	AST	PF	DQ	STL	BLK	PTS	AVG
16-17, GSW	10	85	8	16	.500	3	10	.300	9	14	23	0	15	0	1	4	19	1.9
17-18, GSW	15	89	11	22	.500	3	5	.600	5	9	14	2	14	0	1	3	25	1.7
18-19, GSW	24	410	53	74	.716	24	37	.649	31	44	75	28	63	0	12	25	130	5.4
3 YR. TOT	49	584	72	112	.643	30	52	.577	45	67	112	30	92	0	14	32	174	3.6

NBA PLAYOFFS

YEAR, TEAM	GP	MINS	FGM	FGA	PCT.	FTM	FTA	PCT.	REBOUNDS OFF	DEF	TOT	AST	PF	DQ	STL	BLK	PTS	AVG
16-17, GSW	4	21	3	7	.429	1	2	.500	4	2	6	0	3	0	2	1	7	1.8
17-18, GSW	4	11	1	2	.500	2	3	.667	1	2	3	0	4	0	0	0	4	1.0
18-19, GSW	4	8	1	1	1.000	1	2	.500	0	2	2	0	3	0	0	0	3	0.8
3 YR. TOT	12	40	5	10	.500	4	7	.571	5	6	11	0	10	0	2	1	14	1.2

Alex Len

HEIGHT: 7-0
WEIGHT: 250
COLLEGE: Maryland
HIGH SCHOOL: Dnipropetrovsk Higher College, Dnipropetrovsk, Ukraine
BIRTHPLACE: Antratsit, Ukraine
BIRTHDATE: June 16, 1993 AGE: 26

NBA EXPERIENCE: 6 years
CURRENT NBA SEASON: 7th

CENTER
25

HOW ALEX JOINED THE HAWKS: Signed with Atlanta as a free agent on August 3, 2018 • Selected by Phoenix in the first round (fifth overall) of the 2013 NBA Draft • Re-signed with the Suns as a restricted free agent on September 25, 2017.

LAST SEASON (2018-19): In 77 games (31 starting assignments), averaged 11.1 ppg, 5.5 rpg and 1.1 apg in 20.1 mpg (.494 FG%, .363 3FG%, .648 FT%) • Ranked 37th in the NBA in bpg (0.9) • Set career-highs in ppg, total points (854) and FGM (320) • Knocked down a career-high 74 3FGM after entering the season with six 3FGM in the first five years of his career • Finished the season with seven straight games converting at least one 3FG, the longest stretch of his career • On 10/30 at Cleveland, totaled 22 points (9-9 FGs, 1-1 3FGs), nine boards, two steals and two blocks – per the Elias Sports Bureau, Len became the first player in the three-point era with those minimums and one 3FGM on a perfect shooting night • Scored in double-figures 42 times, including 10 20+point nights and one 30+point game (career-high 33 pts on 4/7 @ MIL) • Posted nine double-doubles • Led or tied for the team lead in blocks 26 times – tied for a team-high **SEASON HIGHS:** 33 pts @MIL (4/7), 17 rebs @DET (12/23), 4 assts (3x), 2 stls (3x), 4 blks @CLE (10/21), 13 FGM @MIL (4/7), 6 3FGM @MIL (4/7), 9 FTM v/WAS (12/18), 36 mins v/CHI (3/1).

PROFESSIONAL CAREER: Through six years with Phoenix and Atlanta, has appeared in 412 career contests (171 starts), posting 7.9 ppg, 6.3 rpg and 1.0 bpg in 19.9 mpg (.487 FG%, .349 3FG%, .695 FT%) • In 69 games (13 starting assignments) in **2017-18**, averaged 8.5 ppg, 7.5 rpg and 1.2 apg in 20.2 mpg (.566 FG%, .684 FT%) • Finished second in the NBA (minimum 20 games) with an average of 7.2 rpg in 56 games when coming off the bench • Became 10th player in Suns history to reach 300 career blocks v/NOP (11/24) • On 12/16 v/MIN, compiled career-high 19 rebounds to go along with 12 points, six assists, two steals and one block, becoming the third reserve since 1983 (Dennis Rodman, Charles Barkley) with at least 12 points, 19 rebounds and six assists in a game. In **2016-17**, put in 8.0 points, 6.6 rebounds and 1.3 blocks in 20.3 minutes (.497 FG%, .721 FT%) in 77 games • In his 34 starts, averaged 9.3 points, 7.8 rebounds and 1.5 blocks (.519 FG%) • One of 10 NBA players to average at least 7.5 points, 7.5 rebounds and 1.5 blocks • Scored 10-or-more points 26 times, and grabbed 10-or-more rebounds 26 times • Recorded 11 double-doubles • Led Phoenix in blocks 39 times • Averaged 9.0 points, 7.6 rebounds and 1.2 assists in 23.3 minutes in **2015-16** (.423 FG%, .728 FT%), appearing in 78 games (46 starts) • Ranked 36th in the NBA in rebounds • Scored 10-or-more points 35 times and 20-or-better five times • In the **2014-15** campaign, averaged 6.3 points, 6.6 rebounds and 1.5 blocks in 22.0 minutes in 69 games (44 starts) • Knocked down .507 FG% and .702 FT% • Ranked 18th in the NBA in blocks • In 44 starting assignments, compiled 6.9 points, 7.7 rebounds and 1.9 blocks in 24.2 minutes (.498 FG%, .667 FT%) • Scored in double digits 18 times and pulled down double-digit boards 16 times • Led the team in blocks on 36 occasions • Averaged 2.0 points and 2.4 rebounds in 8.6 minutes as a rookie in **2013-14** (.423 FG%, .645 FT%), appearing in 42 games (three starts).

COLLEGIATE CAREER: In two years at Maryland, averaged 9.7 points, 7.0 rebounds and 2.1 blocks in 60 games (48 starts) in 24.5 minutes, hitting .538 FG% and .663 FT% • Scored in double figures 32 times and recorded seven career double-doubles • In 2012-13, named Honorable Mention All-ACC and to the All-ACC Defensive Team as a sophomore • Averaged 11.9 points, 7.8 rebounds (fifth in the ACC), 2.1 blocks (led the ACC) and 1.0 assist in 26.4 minutes (.534 FG%, .686 FT%) in 38 games (37 starts) • Also led the conference with 78 blocks • As a freshman in 2011-12, put up 6.0 points, 5.4 rebounds and 2.1 blocks in 21.2 minutes (.553 FG%), appearing in 22 games (11 starts) • Ranked third in the ACC in conference games, averaging 2.2 blocks.

CAREER HIGHS

Points	FGM	FGA	3FGM	3FGA	FTM	FTA	Rebounds	Assists	Steals	Blocks	Minutes
33	13	23	6	12	11	14	19	7	4	6	40
4/7/19 @MIL	4/7/19 @MIL	4/7/19 @MIL	4/7/19 @MIL	4/7/19 @MIL	Two Times	3/4/16 @ORL	12/16/17 @MIN	4/7/16 @HOU	11/22/14 @IND	Four Times	Two Times

INTERNATIONAL CAREER: Represented Ukraine at the 2010 FIBA Europe U18 Championship, and in nine games, averaged 16.0 ppg, 11.4 rpg, 4.3 bpg and 1.7 spg in 29.0 mpg • Also played for Ukraine at the 2009 FIBA Europe U16 Championship, averaging 8.0 points, 4.8 rebounds and 2.6 blocks in 18.6 minutes.

PERSONAL INFO: Full name is Oleksiy Len, and was born in Antratsit, Ukraine • Mother is Iuliia Len, a former track athlete • Has a sister, Anna Shaposhnikova • Majored in Family Sciences at Maryland • Speaks Ukrainian, Russian and English • Likes to play chess • Favorite movies are A Bronx Tale, Pulp Fiction and Goodfellas • Enjoys swimming • On Twitter @alexlen and Instagram @alexlen_21.

CAREER STATS

NBA REGULAR SEASON

YEAR, TEAM	GP	MINS	FGM	FGA	PCT.	FTM	FTA	PCT.	REBOUNDS OFF	REBOUNDS DEF	REBOUNDS TOT	AST	PF	DQ	STL	BLK	PTS	AVG
13-14, PHO	42	362	33	78	.423	20	31	.645	39	60	99	4	68	0	4	18	86	2.0
14-15, PHO	69	1518	179	353	.507	73	104	.702	142	312	454	32	213	4	34	105	432	6.3
15-16, PHO	78	1821	264	624	.423	174	239	.728	178	416	594	97	230	3	38	62	703	9.0
16-17, PHO	77	1560	230	463	.497	150	208	.721	156	354	510	44	242	7	38	98	613	8.0
17-18, PHO	69	1395	214	378	.566	158	231	.684	175	343	518	82	158	2	27	61	587	8.5
18-19, ATL	77	1544	320	648	.494	140	216	.648	158	266	424	86	200	1	27	69	854	11.1
6 YR. TOT	412	8200	1240	2544	.487	715	1029	.695	848	1751	2599	345	1111	17	168	413	3275	7.9

THREE-POINT FIELD GOALS IN 14-15: 1-3 (.333)
THREE-POINT FIELD GOALS IN 15-16: 1-7 (.143)
THREE-POINT FIELD GOALS IN 16-17: 3-12 (.250)
THREE-POINT FIELD GOALS IN 17-18: 1-3 (.333)
THREE-POINT FIELD GOALS IN 18-19: 74-204 (.363)
CAREER THREE-POINT FIELD GOALS: 80-229 (.349)

Jabari Parker

HEIGHT: 6-8
WEIGHT: 245
COLLEGE: Duke
HIGH SCHOOL: Simeon Career Academy, Chicago, IL
BIRTHPLACE: Chicago, IL
BIRTHDATE: March 15, 1995 AGE: 24

NBA EXPERIENCE: 5 years
CURRENT NBA SEASON: 6th

FORWARD
5

HOW JABARI JOINED THE HAWKS: Signed with Atlanta as a free agent on July 11, 2019 • Selected by Milwaukee in the first round (second overall) of the 2014 NBA Draft • Signed with the Bulls as a free agent on July 14, 2018 • Traded to the Washington Wizards on Feb. 6, 2019.

LAST SEASON (2018-19): In 64 games (17 starting assignments) with Chicago and Washington, averaged 14.5 ppg, a career-high 6.6 rpg and 2.4 apg in 26.9 mpg (.493 FG%, .313 3FG%, .712 FT%) • Recorded 10 games with at least 20 points, the third-most by a reserve forward in the Eastern Conference • In 25 games with the Wizards, averaged 15.0 ppg, 7.2 rpg and 2.7 apg on .523 FG% • Post All-Star, was one of two bench players to average at 15 points and five boards on .500 FG% or better (min. 10 GP) • Scored in double-figures 50 times, including 17 20-point games • Set career-highs in total rebounds (421), assists (152) and blocks (30) • **SEASON HIGHS:** 28 pts (2x), 15 rebs @PHX (3/27), 9 assts v/CLE (2/8), 3 stls (3x), 2 blks (5x), 11 FGM (2x), 3 3FGM (6x), 8 FTM (2x), 42 mins @NYK (11/5).

PROFESSIONAL CAREER: Has appeared in 247 regular season games (167 starts) during his NBA career with Milwaukee, Chicago and Washington and has averaged 15.1 ppg, 5.7 rpg and 2.1 apg in 29.7 mpg (.491 FG%, .337 3FG%, .739 FT%) • **2017-18** (Milwaukee): Played in 31 games (3 starts) and averaged 12.6 ppg, 4.9 rpg and 1.9 apg in 24.0 mpg • Shot .482 from the field, a career-high .383 percent from beyond the arc and .741 from the free throw line • Scored 16 points with season-high 12 rebounds and season-high-tying 5 assists on 4/7 at NYK • Tallied a season-high 35 points with 10 rebounds on 4/1 at DEN, and also had season-high 14 FGM in the game • Scored 12 points (4-7 FG) in his season debut on 2/2 vs. NYK • Inactive for the first 50 games of the 2017-18 season while recovering from a torn ACL suffered on 2/8/17 • Scored in double figures 22 times • Scored 20+ points three times • In **2016-17** (Milwaukee), played in 51 games (50 starts) and averaged career highs in ppg (20.1), rpg (6.1), apg (2.8) and mpg (33.9) • Shot .490 from the field, .365 from three and .743 from the free throw line • Suffered a torn left ACL vs. MIA on 2/8, which sidelined him for the remainder of the season • Scored 20+ points in a career-long four straight games from 1/6-1/13 • Dished season-high nine assists on 1/15 at ATL • Scored a season-high 33 points on 11/10 vs. NOP, scoring 30+ points for the second time in his career • Scored in double-figures in 47 games • In **2015-16** (Milwaukee), played in 76 games (72 starts) and averaged 14.1 ppg, 5.2 rpg and 1.7 apg in 31.7 mpg • Shot .493 percent from the field, .257 from three and .768 from the free throw line • Tallied career-high 36 points on career-high 16 FGM with five assists and four rebounds on 2/29 vs. HOU • Posted the first 20/10 game of his career on 2/19 vs. CHA, finishing with 23 points and 11 rebounds • Posted double-figure scoring in 47 games • Had six double-doubles, including three 20/10 games • Tallied 20+ points in 11 games • In **2014-15** (MILWAUKEE), appeared in 25 games (all starts) and averaged 12.3 ppg, 5.5 rpg, 1.7 apg and 1.24 spg in 29.5 mpg • Shot .490 from the field, .250 from three and .697 from the free throw line • Injured left knee (ACL) in the third quarter at PHX on 12/15 and missed the remainder of the season • Earned NBA Eastern Conference Rookie of the Month honors for Oct./Nov. after he helped lead the Bucks to a 10-8 mark by averaging 11.9 ppg (T-1st among rookies), 6.1 rpg (2nd), 1.7 apg (7th) and 1.33 spg (2nd) • Went 13-of-14 from the free-throw line on 11/29 vs. HOU, becoming just the fifth teenager in last 30 seasons with at least 13 free throws made in a game (LeBron James, Kevin Durant, Kobe Bryant, Carmelo Anthony) • Recorded first NBA double-double with 11 points and 10 rebounds in the home opener on 10/31 vs. PHI • Followed that with another double-double (13 pts/11 reb) in WAS on 11/1, making him the first teenager in 30 years to record multiple double-doubles in first three career games.

PLAYOFF HISTORY: Has played in seven career playoff games, all with the Bucks, averaging 6.5 ppg, 3.6 rpg and 1.3 apg in 19.4 mpg.

CAREER HIGHS

Points	FGM	FGA	3FGM	3FGA	FTM	FTA	Rebounds	Assists	Steals	Blocks	Minutes
36	16	26	5	8	13	14	15	9	4	3	51
2/9/16	2/9/16	11/10/16	Two	4/1/18	11/29/14	11/29/14	3/27/19	Two	Two	1/25/17	2/20/16
v/HOU	v/HOU	v/NOP	Times	@DEN	v/HOU	v/HOU	@PHO	Times	Times	v/PHI	@ATL

COLLEGIATE CAREER: Spent one season at Duke (2013-14), where he was a consensus First Team All-America selection and also earned honors as a First Team All-ACC member, ACC Rookie of the Year and USBWA National Freshman of the Year • Posted 19.1 ppg and 8.7 rpg, both Top-50 in the nation, with the points per game marking the fourth-highest effort by an ACC freshman ever • Fourth freshman in ACC history to lead the league in rebounding • Became the sixth ACC freshman to ever reach the 600-point plateau • First Duke freshman to lead the team in both scoring and rebounding • Posted a career-high 30 points (10-of-17, .588) to go along with 11 boards in a win vs. UNC on 3/8/14 – that 30-point effort was the most by a Duke freshman in the 238 all-time games played against the Tar Heels • Scored 10+ points in 18 straight games to end the season and 33 times overall, breaking the Duke freshman record for double-figure scoring games held by Gene Banks (1978) and Luol Deng (2004) • Fourteen double-doubles were the most by a freshman in Duke history • additional honors earned include: First Team All-America from The Associated Press, NABC, USBWA, Sporting News and Sports Illustrated; finalist for the Naismith Trophy, Oscar Robertson Trophy and John R. Wooden Award; honored as the top freshman in the country through the Integris Wayman Tisdale Award by the USBWA • named ACC Rookie of the Week a record 10 times • on the All-ACC Academic Team.

INTERNATIONAL CAREER: Named to 2016 USA Men's Select Team.

PERSONAL INFO: Son of Lola and Sonny Parker • Father was selected with the 17th pick in the 1976 NBA Draft and played six seasons • Mother is a native of Tonga who immigrated to the U.S. when she was three years old • Has two older brothers, Darryl and Christian, and two older sisters, Iman and Tilah • Has two uncles, Tony Moeaki and Harvey Unga who played in the NFL • Is a second cousin of PGA Tour pro Tony Finau • On Twitter @JabariParker and Instagram @jabariparker.

CAREER STATS

NBA REGULAR SEASON

YEAR, TEAM	GP	MINS	FGM	FGA	PCT.	FTM	FTA	PCT.	REBOUNDS OFF	REBOUNDS DEF	REBOUNDS TOT	AST	PF	DQ	STL	BLK	PTS	AVG
14-15, MIL	25	738	129	263	.490	46	66	.697	50	88	138	42	42	0	31	5	308	12.3
15-16, MIL	76	2408	443	899	.493	175	228	.768	123	272	395	130	154	0	69	29	1070	14.1
16-17, MIL	51	1728	399	814	.490	162	218	.743	79	235	314	142	111	0	50	22	1025	20.1
17-18, MIL	31	743	160	332	.482	40	54	.741	42	109	151	59	50	0	25	10	391	12.6
18-19, CHI-WAS	64	1724	369	749	.493	131	184	.712	79	342	421	152	145	2	46	30	930	14.5
5 YR. TOT	247	7341	1500	3057	.491	554	750	.739	373	1046	1419	525	502	2	221	96	3724	15.1

THREE-POINT FIELD GOALS IN 14-15: 4-16 (.250)
THREE-POINT FIELD GOALS IN 15-16: 9-35 (.257)
THREE-POINT FIELD GOALS IN 16-17: 65-178 (.365)
THREE-POINT FIELD GOALS IN 17-18: 31-81 (.383)
THREE-POINT FIELD GOALS IN 18-19: 61-195 (.313)
CAREER THREE-POINT FIELD GOALS: 170-505 (.337)

NBA PLAYOFFS

YEAR, TEAM	GP	MINS	FGM	FGA	PCT.	FTM	FTA	PCT.	REBOUNDS OFF	REBOUNDS DEF	REBOUNDS TOT	AST	PF	DQ	STL	BLK	PTS	AVG
17-18, MIL	7	167	28	62	.452	8	13	.615	8	35	43	10	15	0	7	4	70	10.0

PLAYOFF THREE-POINT FIELD GOALS: 6-19 (.316)

Chandler Parsons

HEIGHT: 6-9
WEIGHT: 230
COLLEGE: Florida
HIGH SCHOOL: Lake Howell, Winter Park, FL
BIRTHPLACE: Casselberry, FL
BIRTHDATE: October 25, 1988 AGE: 30

NBA EXPERIENCE: 8 years
CURRENT NBA SEASON: 9th

FORWARD
31



HOW CHANDLER JOINED THE HAWKS: Acquired by Atlanta from Memphis in exchange for Solomon Hill and Miles Plumlee on July 7, 2019 • Selected by Houston in the second round (38th overall) of the 2011 NBA Draft • Signed with Dallas on July 13, 2014 • Signed with Memphis on July 7, 2016.

LAST SEASON (2018-19): In 25 games (three starting assignments) with Memphis, averaged 7.5 ppg, 2.8 rpg and 1.7 apg in 19.8 mpg (.374 FG%, .880 FT%) • Recorded nine games with at least 10 points **SEASON HIGHS:** 17 pts (2x), 6 rebs (2x), 7 assts v/DAL (4/7), 3 stls v/HOU (3/20), 1 blk (5x), 6 FGM (3x), 3 3FGM (4x), 6 FTM @LAC (3/31), 31 mins @ORL (3/22).

PROFESSIONAL CAREER: Has appeared in 435 games (369 starts) during his eight-year NBA career and has averaged 12.8 ppg, 4.5 rpg and 2.8 apg in 30.3 mpg while shooting .462 FG%, .373 3FG% and .713 FT% with the Houston Rockets, Dallas Mavericks and Memphis Grizzlies • Has scored in double figures 270 times, including 84 games with at least 20 points and nine games with at least 30 points • Has recorded 195 games with multiple 3FGM • In **2017-18** (Memphis), appeared in 36 games (eight starts) and averaged 7.9 ppg, 2.5 rpg and 1.9 apg in 19.2 mpg while shooting .462 FG%, career-high .421 3FG% and .630 FT% • Missed a total of 46 games • Led the team in scoring twice and in assists three times • Scored in double figures 11 times, including one game with at least 20 points • Scored a season-high 24 points (9-11 FGs, 6-8 3FGs) in 19 minutes on 10/28 v/Houston, the highest single-game scoring total in franchise history by a player who logged 20 minutes or fewer • In **2016-17** (Memphis), started all 34 of his games played and averaged 6.2 ppg, 2.5 rpg and 1.6 apg in 19.9 mpg while shooting .338 FG% and .814 FT% • Scored in double figures seven times • Led the Grizzlies in scoring twice and in assists once • Made his Grizzlies debut on Nov. 6 vs. Portland • Led Memphis in scoring with 12 points on Nov. 18 at Dallas in his first game against his former team • Scored a season-high 14 points in 18 minutes on Jan. 11 at Oklahoma City • In **2015-16** (Dallas), appeared in 61 games (51 starts) and averaged 13.7 ppg, 4.7 rpg and 2.8 apg in 29.5 mpg while shooting .492 FG%, .414 3FG% and .684 FT% • Ranked ninth in the NBA in 3FG% • Scored in double figures 35 times, including 16 games with at least 20 points and two games with at least 30 points • Grabbed double-digit rebounds three times • Led the Mavericks in scoring 15 times • Scored a season-high 31 points on Jan. 24 at Houston • Tallied a season-high 11 rebounds on Feb. 1 at Atlanta and March 6 at Denver • **2014-15** (Dallas): Started all of his 66 games played and averaged 15.7 ppg, 4.9 rpg, 2.4 apg and 1.1 spg in 33.1 mpg while shooting .462 FG%, .380 3FG% and .720 FT% • Scored in double figures 53 times, including 18 games with at least 20 points and three games with at least 30 points • Grabbed double-digit rebounds three times • Posted three double-doubles • Scored a season-high 32 points on 12/17 @ DET • Corralled a season-high 12 rebounds on 2/9 v/LAC • In **2013-14** (Houston), Started all 74 of his appearances and averaged 16.6 ppg, 5.5 rpg, 4.0 apg and 1.2 spg in 37.6 mpg while shooting .472 FG%, .370 3FG% and .742 FT% • One of four players (Kevin Durant, LeBron James and Kevin Love) to average at least 16.0 ppg, 5.0 rpg and 4.0 apg and shoot at least .450 FG% • Scored in double figures 63 times, including 22 games with at least 20 points and two games with at least 30 points • Scored a career-high 34 points (11-17 FG, 10-14 3P, 2-2 FT) on 1/24 v/MEM, setting the franchise record for three-pointers in a game • Hit all six of his three-point attempts in the third quarter and finished 10-of-11 from long range in the second half, setting an NBA record for three-point field goals in a single half • Made 10 consecutive threes in the second half, tying the NBA record • In **2012-13** (Houston), Started all 76 of his games played and averaged 15.5 ppg, 4.3 rpg and 3.5 apg in 36.3 mpg while shooting .486 FG%, .385 3FG% and .729 FT% • Voted a starter for Team Shaq and scored 13 points in the 2013 BBVA Rising Stars Challenge on Feb. 13 as part of NBA All-Star Weekend in Houston • Scored in double figures 60 times, including 22 games with at least 20 points and two games with at least 30 points • Named to the NBA All-Rookie Second Team after ranking fourth among rookies in steals, tied for sixth in rebounding, tied for ninth in scoring and 10th in assists • Scored in double figures 30 times, including five games with at least 20 points • Grabbed double-digit rebounds twice and posted two double-doubles • Made his NBA debut on Dec. 29 vs. San Antonio… Scored a season-high 23 points on 4/22 @MIA • Tallied a season-high 11 rebounds on 3/22 v/GSW and 3/24 v/DAL.

CAREER HIGHS

Points	FGM	FGA	3FGM	3FGA	FTM	FTA	Rebounds	Assists	Steals	Blocks	Minutes
34	13	24	10	14	9	11	13	11	5	4	50
1/24/14	Two	2/20/14	1/24/14	1/24/14	4/4/14	Two	11/21/12	Two	12/17/12	11/13/13	11/11/13
v/MEM	Times	v/GSW	v/MEM	v/MEM	v/OKC	Times	v/CHI	Times	@NYK	@PHI	v/TOR

PLAYOFF HISTORY: Has started all 13 of his postseason appearances and has averaged 18.1 ppg, 6.6 rpg and 2.9 apg in 40.4 mpg while shooting .437 FG%, .363 3FG% and .690 FT% for the Houston Rockets and Dallas Mavericks • Has scored in double figures 12 times, including six games with at least 20 points • Has grabbed double-digit rebounds twice and posted two double-doubles.

COLLEGIATE CAREER: Played four seasons at the University of Florida, appearing in 142 games (82 starts) for the Gators, and averaged 10.2 ppg, 6.1 rpg and 2.4 apg in 27.9 mpg while shooting .477 FG%, .337 3FG% and .611 FT% • Completed his collegiate career ranked 12th in school history with 1,452 points • Became the first Gator ever to be named Southeastern Conference Player of the Year as a senior in 2010-11 • 2010-11: Appeared in 36 games (35 starts) and averaged 11.3 ppg, 7.8 rpg and 3.8 apg in 34.1 mpg while shooting .480 FG%, .368 3FG% and .557 FT% • Named SEC Player of the Year and selected First Team All-SEC • Also named to the SEC All-Tournament, AP All-America Team and First Team NABC All-District 21 • 2009-10: Appeared in 34 games (19 starts) and averaged 12.4 ppg, 6.9 rpg, 2.6 apg and 1.15 spg in 31.0 mpg while shooting .493 FG%, .358 3FG% and .662 FT% • Became the 45th Gator to score 1,000 career points • 2008-09: Appeared in 36 games (28 starts) and averaged 9.2 ppg, 5.7 rpg, 1.8 apg and 1.06 spg in 26.0 mpg while shooting .460 FG%, .301 3FG% and .557 FT% • 2007-08: Came off the bench in all 36 appearances and averaged 8.1 ppg, 4.0 rpg and 1.4 apg in 20.6 mpg while shooting .472 FG%, .324 3FG% and .627 FT% • Earned SEC All-Freshman honors.

PERSONAL INFO: Son of Gary and Terri Parsons • Grandfather, Don Parsons, played basketball at Rutgers and was drafted by the New York Knicks in the sixth round of the 1950 NBA Draft • Member of Team Texas for the Shooting Stars contest during the 2012 All-Star Saturday Night in Orlando • Graduated from the University of Florida with a degree in telecommunications • Made the Final Four in each of his three years on the varsity level at Lake Howell High School, helping the Silver Hawks to a 31-3 record and the 5A State championship as a senior • Named MVP of the 5A State championship • Named a Jordan All-American, an All-Conference selection and a First-Team 5A All-State selection his senior year in high school • Enjoys fashion and tennis • On Instagram and Twitter as @ChandlerParsons.

CAREER STATS

NBA REGULAR SEASON

YEAR, TEAM	GP	MINS	FGM	FGA	PCT.	FTM	FTA	PCT.	REBOUNDS OFF	REBOUNDS DEF	REBOUNDS TOT	AST	PF	DQ	STL	BLK	PTS	AVG
11-12, HOU	63	1804	248	549	.452	43	78	.551	90	210	300	134	142	1	73	29	599	9.5
12-13, HOU	76	2758	456	939	.486	113	155	.729	79	325	404	269	148	0	75	32	1177	15.5
13-14, HOU	74	2783	466	987	.472	164	221	.742	69	340	409	298	168	1	88	29	1226	16.6
14-15, DAL	66	2186	383	829	.462	139	193	.720	64	259	323	161	140	2	69	19	1037	15.7
15-16, DAL	61	1799	320	651	.492	93	136	.684	29	256	285	169	114	0	46	21	837	13.7
16-17, MEM	34	675	75	222	.338	35	43	.814	6	78	84	55	52	0	20	5	210	6.2
17-18, MEM	36	691	108	234	.462	17	27	.630	14	76	90	69	53	0	18	11	284	7.9
18-19, MEM	25	496	68	182	.374	22	25	.880	4	66	70	43	45	0	19	5	187	7.5
8 YR. TOT	435	13192	2124	4593	.462	626	878	.713	355	1610	1965	1198	862	4	408	151	5557	12.8

THREE-POINT FIELD GOALS IN 11-12: 60-178 (.337)
THREE-POINT FIELD GOALS IN 12-13: 152-395 (.385)
THREE-POINT FIELD GOALS IN 13-14: 130-351 (.370)
THREE-POINT FIELD GOALS IN 14-15: 132-347 (.380)
THREE-POINT FIELD GOALS IN 15-16: 104-251 (.414)
THREE-POINT FIELD GOALS IN 16-17: 25-93 (.269)
THREE-POINT FIELD GOALS IN 17-18: 51-121 (.421)
THREE-POINT FIELD GOALS IN 18-19: 29-94 (.309)
CAREER THREE-POINT FIELD GOALS: 683-1830 (.373)

NBA PLAYOFFS

YEAR, TEAM	GP	MINS	FGM	FGA	PCT.	FTM	FTA	PCT.	REBOUNDS OFF	REBOUNDS DEF	REBOUNDS TOT	AST	PF	DQ	STL	BLK	PTS	AVG
12-13, HOU	6	238	42	93	.452	9	14	.643	7	32	39	22	19	0	1	2	109	18.2
13-14, HOU	6	250	46	105	.438	11	15	.733	6	35	41	14	19	1	4	2	116	19.3
14-15, DAL	1	37	5	15	.333	0	0	---	0	6	6	2	1	0	0	0	10	10.0
3 YR. TOT	13	525	93	213	.437	20	29	.690	13	73	86	38	39	1	5	4	235	18.1

THREE-POINT FIELD GOALS IN 12-13: 16-40 (.400)
THREE-POINT FIELD GOALS IN 13-14: 13-36 (.361)
THREE-POINT FIELD GOALS IN 14-15: 0-4 (.000)
PLAYOFF THREE-POINT FIELD GOALS: 29-80 (.363)

Cam Reddish

HEIGHT: 6-8
WEIGHT: 218
COLLEGE: Duke
HIGH SCHOOL: Westtown School, West Chester, PA
BIRTHPLACE: Norristown, PA
BIRTHDATE: September 1, 1999 AGE: 20

NBA EXPERIENCE: Rookie
CURRENT NBA SEASON: 1st

FORWARD
22

HOW CAM JOINED THE HAWKS: Selected by the Hawks with the 10th overall pick of the 2019 NBA Draft as an early-entry candidate • Signed to a contract with the Hawks on July 1, 2019.

COLLEGIATE CAREER: In 36 games (35 starts) during his only season at Duke, averaged 13.5 ppg, 3.7 rpg and 1.6 spg in 29.7 mpg (.356 FG%, .333 3FG%, .772 FT%) • Honorable Mention All-ACC selection • Scored in double figures on 23 occasions • Finished third on the team in steals and assists • Ranked 7th in the ACC in 3FGM per game (2.47) and ninth in spg (1.56).

NATIONAL TEAM CAREER: Earned a bronze medal at the 2017 FIBA U19 Men's Basketball World Cup in Cairo, Egypt as a member of Team USA, averaging 10.7 points and 4.3 rebounds in seven contests.

PERSONAL INFO: Born in Norristown, PA • Son of Zanthia and Robert Reddish, and his father played collegiately at Virginia Commonwealth University • Has a brother, Aaron • Five-Star high-school recruit as he was ESPN's No. 3 overall prospect and No. 2 small forward in the 2018 class • Earned McDonald's All-American honors and named Mr. Pennsylvania as a senior • Competed in the Jordan Brand Classic and Nike Hoop Summit • Shared the McDonald's All-American Three-Point Contest Title • Favorite all-time NBA player is Allen Iverson • On Twitter @camreddish and Instagram @camreddish.

CAREER STATS

COLLEGIATE CAREER

YEAR, TEAM	GP	MINS	FGM	FGA	PCT.	FTM	FTA	PCT.	REBOUNDS OFF	REBOUNDS DEF	REBOUNDS TOT	AST	PF	DQ	STL	BLK	PTS	AVG
18-19, DUKE	36	1069	154	432	.356	88	114	.772	20	113	133	70	86	0	56	21	485	13.5

CAREER THREE-POINT FIELD GOALS: 89-267 (.333)

Evan Turner

HEIGHT: 6-6
WEIGHT: 220
COLLEGE: Ohio State
HIGH SCHOOL: St. Joseph, Chicago, IL
BIRTHPLACE: Chicago, IL
BIRTHDATE: October 27, 1988 AGE: 30

NBA EXPERIENCE: 9 years
CURRENT NBA SEASON: 10th

GRD/FWD
1

HOW EVAN JOINED THE HAWKS: Acquired by the Hawks from Portland on June 24, 2019 in exchange for Kent Bazemore.

LAST SEASON (2018-19): In 73 games (two starts), averaged 6.8 points, 4.5 rebounds and 3.9 assists in 22.0 minutes (.460 FG%, .708 FT%) • Scored in double figures in 23 games • Led the team in rebounds three times and assists 14 times • Tallied two triple-doubles and one double-double • Had at least five assists in 21 games and at least five rebounds in 35 games • Logged his first triple-double with the Trail Blazers @MIN on 4/1, finishing with 13 points (5-5 FG, 1-1 3-PT, 2-2 FT), 11 rebs and 10 assts • With his triple-double @MIN on 4/1, Turner became the first player in NBA history to come off the bench and shoot perfect from the floor while posting a triple-double • Notched his second consecutive triple-double v/MEM on 4/3, finishing with 13 pts and season highs of 12 rebs and 11 assts • Became the first player in NBA history to record consecutive triple-doubles as a reserve • Missed six games with a left knee injury, one game with left Achilles inflammation and one game for personal reasons • **SEASON HIGHS:** 19 pts @MIL (1/4), 16 rebs v/DAL (10/24), 7 assts (2x), 5 stls @TOR (1/8), 4 blks v/BOS (11/23), 7 FGM (6x), 3 3FGM (2x), 5 FTM @NOP (3/26), 41 mins @PHI (1/11).

PROFESSIONAL CAREER: In nine seasons with Philadelphia, Indiana, Boston, and Portland, holds averages of 9.9 ppg (.435 FG%, .781 FT%), 4.7 rpg, 3.5 apg and 27.2 mpg in 686 career games (295 starts) • **2017-18** (Portland): In his second season with the Blazers, averaged 8.2 points (.447 FG%, .318 3FG%, career-best .850 FT%), 3.1 rebounds and 2.2 assts in 25.7 minutes across 79 games (40 starts) • Led the team in assists eight times and scored in double figures 31 times • Missed three games (1 – illness, 1 – personal, 1 – left calf) • **2016-17** (Portland): Posted averages of 9.0 points (.426 FG%, .263 3FG%, .825 FT%), 3.8 rebs, 3.2 assts and 25.5 minutes in 65 games (12 starts) • Notched two double-doubles • Led the team in assists six times • Scored 20-plus twice • Fractured his third metacarpal in his right hand 2/7 @DAL, missing the next 14 games as a result • **2015-16** (Boston): Averaged 10.5 points (.456 FG%, .827 FT%), 4.9 rebounds, 4.4 assists, 1.0 steals and 28.0 minutes in 81 games (12 starts) • Ranked fourth on the team in scoring, fourth in rebounds, second in assists and second in games played • Scored in double figures 47 times • **2014-15** (Boston): In his first season with Boston, averaged 9.5 points (.429 FG%, .752 FT%), 5.1 rebounds, a career-high 5.5 assists, 1.0 steals and 27.6 minutes in 82 games played (57 starts) • Competed in all 82 regular season games for the second time in his career • **2013-14** (Philadelphia and Indiana): Averaged a career-high 14.0 points (.425 FG%, .813 FT%), 5.0 rebounds, 3.2 assists and 30.3 minutes in 81 combined games (56 starts) • His 1,131 points scored, free throws made (213), free throws attempted (262) and free throw percentage (.813) were all career-highs • **2012-13** (Philadelphia): Played in all 82 games for Philadelphia for the first time in his career, averaging 13.3 points (.419 FG%, .365 3FG%, .740 FT%), 6.3 rebounds and 4.3 assists in 35.3 minutes • Registered career-highs in starts (82), minutes per game, rebounds per game and three-point percentage (58-159) • Was one of eight players in the league who averaged at least 13.0 points, 6.0 rebounds and 4.0 assists • Recorded a career-high 14 double-doubles • **2011-12** (Philadelphia): Averaged 9.4 points (.446 FG%, .676 FT%), 5.8 rebounds, 2.8 assists and 26.4 minutes in 65 games (20 starts) • Selected to the inaugural BBVA Rising Stars Challenge held during All-Star Weekend and had 16 points (8-9 FG), 11 rebounds and seven assists in 29 minutes • **2010-11** (Philadelphia): As a rookie, averaged 7.2 points (.425 FG%, .808 FT%), 3.9 rebounds, 2.0 assists and 23.0 minutes in 78 games (14 starts) • Made his NBA debut on Oct. 27, scoring 16 points on 7-of-10 shooting and hauling in seven rebounds against Miami on Oct. 27.

PLAYOFF HISTORY: Has appeared in the postseason in eight of his nine NBA seasons (six straight), averaging 7.3 points, 5.0 rebounds, 2.6 assists and 23.5 minutes in 63 career playoff games (27 starts) • 2019: Appeared in 16 games in Portland's run to the Western Conference Finals, posting averages of 2.7 points, 4.6 rebounds, 2.2 assists and 15.3 minutes • Had 14 points (3-7 FG, 8-9 FT), seven rebounds and two assists in Game 7 of the Western Conference Semifinals at Denver on May 12 • 2018: Played in three games during Portland's First Round series against New Orleans, averaging 9.3 points, 4.0 rebounds, 3.3 assists and 1.0 steals in 28.9 minutes • 2017: In four games (all starts), averaged 10.3 points, 5.8 rebounds, 3.8 assists and 1.8 steals in 31.0 minutes • Scored 17 points to go with eight rebounds and three assists in Game 3 against the Warriors on April 22 • 2016: Averaged a playoff career-high 13.2 points to go along with 5.7 rebounds, 4.5 assists, 1.3 steals and 1.0 blocks in 35.7 minutes in six playoff games • Scored in double figures in five of his six contests in the 2016 NBA Playoffs, including a postseason-high 17 points twice • 2015: In four games against Cleveland, averaged 10.5 points, 7.3 rebounds and 4.8 assists in 29.5 minutes • His 12 rebounds in Game 2 on April 21 marked a new playoff-high • 2014: Appeared in 12 games off the bench for Indiana during its run to the Eastern Conference Finals, averaging 3.3 points, 3.3 rebounds and 1.6 assists in 12.4 minutes • 2012: Appeared in all 13 games (12 starts) during Philadelphia's run to the Eastern Conference Semifinals, averaging 11.2 points, a postseason-best 7.5 rebounds and 2.5 assists in 34.5 minutes • Scored a postseason-high 19 points in Game 2 of the opening round at Chicago • 2011: Played in five postseason games with Philadelphia, averaging 8.0 points (.447 FG%) and 4.6 rebounds in 19.4 minutes.

COLLEGIATE CAREER: Was an early entry candidate for the 2010 NBA Draft following his junior season at Ohio State • In three years with the Buckeyes, averaged 15.0 points (.502 FG%, .362 3FG%, .758 FT%), 6.8 rebounds, 4.1 assists and 1.57 steals in 101 collegiate contests • Increased his scoring each year at Ohio State • 2009-10: Swept the national player of the year awards, picking up the Naismith Trophy, the John R. Wooden Award along with the USBWA, Associated Press and NABC player of the year awards •Also named the Big Ten Player of the Year after averaged a conference-high 20.4 points (.519 FG%, .364 3FG%, .754 FT%), 9.2 rebounds and 6.0 assists and 1.7 steals in 35.7 minutes in 31 games • Was the first Division I player to average at least 20 points, 9.0 rebounds and 6.0 assists in a single season since Oscar Robinson did so in back-to-back seasons in 1958-59 and 1959-60 • 2008-09: Led all Big Ten competitors in scoring with 17.3 points per game as a sophomore • Also averaged 7.1 rebounds and 4.0 assists in 33 games • Finished the season ranked seventh all-time in school history for made free throws (175) and free throw attempts (222) • 2007-08: As a freshman at Ohio State, averaged 8.5 points (.470 FG%, .699 FT%), 4.4 rebounds, 2.6 assists and 1.3 steals in 37 games • Finished the year second on the team in assists (98) and third in steals (47).

PERSONAL INFO: Son of Iris and James Turner • Hobbies include reading, listening to music and playing golf • Awarded the 2017-18 Maurice Lucas Award, given annually to the Trail Blazers player who best represents the indomitable spirit of Maurice Lucas through his contributions on the court and in the community • Represented the United States at the 2009 World University Games • Attended the same high school, St. Joseph, as Hall of Famer Isiah Thomas • On Twitter and Instagram @thekidet.

CAREER HIGHS

Points	FGM	FGA	3FGM	3FGA	FTM	FTA	Rebounds	Assists	Steals	Blocks	Minutes
34	13	29	4	8	11	13	15	13	5	4	47
1/22/14	Three	4/25/12	Two	11/9/13	11/9/13	Two	Two	4/10/15	Two	1/1/17	Two
@NYK	Times	@MIL	Times	@CLE	@CLE	Times	Times	@CLE	Times	@MIN	Times

CAREER STATS

NBA REGULAR SEASON

YEAR, TEAM	GP	MINS	FGM	FGA	PCT.	FTM	FTA	PCT.	REBOUNDS OFF	REBOUNDS DEF	REBOUNDS TOT	AST	PF	DQ	STL	BLK	PTS	AVG
10-11, PHI	78	1797	225	529	.425	101	125	.808	42	264	306	159	138	0	49	14	565	7.2
11-12, PHI	65	1713	263	590	.446	73	108	.676	27	349	376	180	117	1	40	20	610	9.4
12-13, PHI	82	2892	441	1053	.419	154	208	.740	56	461	517	354	197	1	71	17	1094	13.3
13-14, PHI-IND	81	2457	434	1021	.425	213	262	.813	62	346	408	262	195	3	67	7	1131	14.0
14-15, BOS	82	2260	320	746	.429	106	141	.752	40	377	417	449	180	1	83	19	779	9.5
15-16, BOS	81	2271	343	753	.456	148	179	.827	50	347	397	359	139	0	80	28	854	10.5
16-17, BOS	65	1659	235	552	.426	85	103	.825	36	211	247	205	121	0	53	24	586	9.0
17-18, POR	79	2034	258	577	.447	91	107	.850	30	214	244	173	163	1	47	29	649	8.2
18-19, POR	73	1606	204	443	.460	75	106	.708	37	291	328	283	110	0	33	18	494	6.8
9 YR. TOT	686	18689	2723	6264	.435	1046	1339	.781	380	2860	3240	2424	1360	7	523	176	6762	9.9

THREE-POINT FIELD GOALS IN 10-11:	14-44	(.318)	THREE-POINT FIELD GOALS IN 15-16:	20-83	(.241)
THREE-POINT FIELD GOALS IN 11-12:	11-49	(.224)	THREE-POINT FIELD GOALS IN 16-17:	31-118	(.263)
THREE-POINT FIELD GOALS IN 12-13:	58-159	(.365)	THREE-POINT FIELD GOALS IN 17-18:	42-132	(.318)
THREE-POINT FIELD GOALS IN 13-14:	50-156	(.321)	THREE-POINT FIELD GOALS IN 18-19:	11-52	(.212)
THREE-POINT FIELD GOALS IN 14-15:	33-119	(.277)	CAREER THREE-POINT FIELD GOALS:	270-912	(.296)

NBA PLAYOFFS

YEAR, TEAM	GP	MINS	FGM	FGA	PCT.	FTM	FTA	PCT.	REBOUNDS OFF	REBOUNDS DEF	REBOUNDS TOT	AST	PF	DQ	STL	BLK	PTS	AVG
10-11, PHI	5	97	17	38	.447	2	2	1.000	4	19	23	4	9	0	3	1	40	8.0
11-12, PHI	13	449	56	154	.364	33	48	.688	14	84	98	32	36	0	12	6	145	11.2
13-14, IND	12	149	15	35	.429	5	5	1.000	0	26	26	19	9	0	4	0	39	3.3
14-15, BOS	4	118	16	44	.364	8	9	.889	2	27	29	19	11	0	3	0	42	10.5
15-16, BOS	6	214	31	85	.365	14	18	.778	8	26	34	27	19	0	8	6	79	13.2
16-17, POR	4	124	12	33	.364	12	16	.750	3	20	23	15	7	0	7	2	41	10.3
17-18, POR	3	87	12	33	.364	2	2	1.000	5	7	12	10	8	0	3	1	28	9.3
18-19, POR	16	245	15	46	.326	12	15	.800	13	59	72	35	22	0	3	3	43	2.7
8 YR. TOT	63	1483	174	468	.372	88	115	.765	49	268	317	161	121	0	43	19	457	7.3

THREE-POINT FIELD GOALS IN 10-11:	4-5	(.800)	THREE-POINT FIELD GOALS IN 15-16:	3-14	(.214)
THREE-POINT FIELD GOALS IN 11-12:	0-6	(.000)	THREE-POINT FIELD GOALS IN 16-17:	5-15	(.333)
THREE-POINT FIELD GOALS IN 13-14:	4-7	(.571)	THREE-POINT FIELD GOALS IN 17-18:	2-7	(.286)
THREE-POINT FIELD GOALS IN 14-15:	2-4	(.5000)	THREE-POINT FIELD GOALS IN 18-19:	1-1	(1.000)

PLAYOFF THREE-POINT FIELD GOALS: 21-59 (.356)

Trae Young

HEIGHT: 6-1
WEIGHT: 180
COLLEGE: Oklahoma
HIGH SCHOOL: Norman North, Norman, OK
BIRTHPLACE: Lubbock, TX
BIRTHDATE: September 19, 1998

NBA EXPERIENCE: 1 year
CURRENT NBA SEASON: 2nd
AGE: 21

GUARD
11

HOW TRAE JOINED THE HAWKS: Acquired by the Hawks from the Dallas Mavericks, along with a protected 2019 first-round draft pick, in exchange for the draft rights to Luka Doncic, the third overall pick, on June 21, 2018 • Chosen by Dallas with the fifth overall pick of the 2018 NBA Draft as an early-entry candidate • Signed to a contract with the Hawks on July 1, 2018.

LAST SEASON (2018-19): Unanimously selected to NBA All-Rookie First Team after averaging 19.1 ppg, 8.1 apg and 3.7 rpg in 30.9 mpg (.418 FG%, .324 3FG%, .829 FT%) in 81 contests (all starts) • Among qualifying NBA rookies, ranked 1st in apg (4th in the NBA), 2nd in ppg (34th in the NBA) and FT%, 3rd in mpg, 6th in spg and 10th in rpg • Scored in double-figures 71 times (including 37 games with at least 20 pts, nine contests with at least 30 pts and one game with at least 40 pts) and had two double-digit rebounding nights • His 156 3FGM are first in Hawks rookie history and the second-most in NBA history by a rookie age 20 or younger • Notched the first triple-double ever recorded by an Atlanta Hawks rookie, totaling 23 pts, 11 assts and 10 rebs on 3/9 v/BKN • Knocked down at least five 3FGM in seven contests, the most by a rookie in 2018-19 • Became the first rookie in history to amass four contests with at least 30 pts, 10 assts and five 3FGM • Selected as the Kia NBA Rookie of the Month a franchise-record four times (Oct./Nov., Jan., Feb., March/April) • Named Eastern Conference Player of the Week for games played March 18-24, becoming the only rookie in either conference to win the weekly award in 2018-19 • Became third rookie ever to post at least 19.1 pts and 8.0 assts (Robertson, Stoudamire) • Led all rookies in total pts (1,549) and total assts (653) • Led the Eastern Conference in total assts (2nd in the NBA), becoming the first rookie to lead a conference in assts since 1995-96 and first rookie since 1987-88 to finish among the NBA's top two assisters • Led the Eastern Conference with 18 20-pt/10-asst games • Recorded 30 double-doubles • **SEASON HIGHS:** 49 pts v/CHI (3/1), 10 rebs (2x), 17 assts v/LAC (11/19), 3 stls (4x), 1 blk (15x), 17 FGM v/CHI (3/1), 8 3FGM @HOU (2/25), 16 FTM @MIN (2/27), 56 mins v/CHI (3/1).

COLLEGIATE CAREER: In his only season at Oklahoma, averaged 27.4 points, 8.7 assists, 3.9 rebounds and 1.7 steals in 35.4 minutes, starting 32 games (.422 FG%, .360 3FG%, .861 FT%) • Consensus First Team All-American after becoming the first player in Division I history to lead the nation in scoring and assists • Scoring average was the highest in Big-12 history and his assists per game rank second on the all-time list • The Wayman Tisdale National Freshman of the Year award winner, was also a unanimous All-Big 12 First Team member and named the conference's Freshman and Newcomer of the Year • Became the first major conference player in NCAA history to tally 800 points and 250 assists in a single season • Recorded four games of 40-or-more points.

NATIONAL TEAM CAREER: Earned a gold medal at the 2016 FIBA Americas U18 Championship in Valdivia, Chile, where he teamed up with Kevin Huerter • Member of 2019 USA Basketball Men's Select Team.

PERSONAL INFO: Born in Lubbock, TX • Son of Rayford and Candice Young, and his father played collegiately at Texas Tech and professionally in France, Italy, Portugal and Spain • Has a brother, Timothy and two sisters, Caitlyn and Camryn • In August 2019, named an Honorary Board Member at The Children's Center Rehabilitation Hospital in Oklahoma City, OK • Averaged 42.6 ppg, 5.8 rpg and 4.1 apg (.489 FG%) as a senior at Norman North High School • Earned McDonald's All-American honors as a senior and named Gatorade Player of the Year in Oklahoma in 2016 and 2017 • Competed in the Jordan Brand Classic in 2017 • Won the McDonald's All-American Three-Point Contest and was runner-up at the High School Three-Point contest at the Final Four • A fan of Steve Nash growing up • On Twitter @TheTraeYoung and Instagram @traeyoung.

CAREER HIGHS

Points	FGM	FGA	3FGM	3FGA	FTM	FTA	Rebounds	Assists	Steals	Blocks	Minutes
49	17	33	8	14	16	17	10	17	3	1	56
3/1/19	3/1/19	3/1/19	2/25/19	10/21/18	2/27/19	2/27/19	Two	11/19/18	Four	15	3/1/19
v/CHI	v/CHI	v/CHI	@HOU	@CLE	v/MIN	v/MIN	Times	v/LAC	Times	Times	v/CHI



CAREER STATS

NBA REGULAR SEASON

YEAR, TEAM	GP	MINS	FGM	FGA	PCT.	FTM	FTA	PCT.	REBOUNDS OFF	REBOUNDS DEF	REBOUNDS TOT	AST	PF	DQ	STL	BLK	PTS	AVG
18-19, ATL	81	2503	525	1256	.418	343	414	.829	64	237	301	653	140	0	72	15	1549	19.1

CAREER THREE-POINT FIELD GOALS: 156-482 (.324)

VINCE CARTER (continued from page 33)

3FG%, .806 FT%) • Was seventh in the NBA in scoring, and hit 10-or-more points 70 times • Leading All-Star vote-getter for the fourth time in five years • Compiled 20.6 points, 4.4 rebounds, 3.3 assists and 1.2 steals in 34.2 minutes (.467 FG%, .344 3FG%, .806 FT%) in 43 contests (42 starts) in **2002-03** (Toronto) • Missed 39 games due to injury • Scored 10-or-more points 42 times • In the **2001-02** campaign with Toronto, averaged 24.7 points, 5.2 rebounds, 4.0 assists and 1.6 steals in 39.8 minutes (.428 FG%, .387 3FG%, .798 FT%), playing in 60 games (all starts) • Placed seventh in the NBA in scoring, and hit double digits in 59 games • In the **2000-01** season in Toronto, finished with averages of a career-best 27.6 points (fifth in the NBA), 5.5 rebounds, 3.9 assists, 1.5 steals and 1.1 blocks in 39.7 minutes (.460 FG%, .408 3FG%, .765 FT%) and started 75 games • Scored 10-or-more points 73 times, 20-or-more in 67 games, 30-or-more 30 times and 40-plus four times • Started and scored in double digits in all 82 games in **1999-2000** (Toronto), averaging 25.7 points, 5.8 rebounds, 3.9 assists, 1.3 assists and 1.1 blocks in 38.1 minutes (.465 FG%, .403 3FG%, .791 FT%) • Set the Raptors' single-season scoring mark of 2,107 and ranked fourth in the NBA in scoring • As a rookie with the Raptors in **1998-99**, played in all 50 games, starting 49, and averaged 18.3 points, 5.7 rebounds, 3.0 assists, 1.5 blocks and 1.1 steals in 35.2 minutes (.450 FG%, .288 3FG%, .761 FT%) • NBA Co-Rookie of the Year • Ranked 16th in the NBA in blocks and 21st in scoring, leading all rookies in both categories.

PLAYOFF HISTORY: In 88 career postseason games (66 starts) with the Raptors, Nets, Magic, Mavericks and Grizzlies, has averaged 18.1 points, 5.4 rebounds, 3.4 assists and 1.1 steals in 34.5 minutes (.416 FG%, .338 3FG%, .796 FT%) • In 2017 with Memphis, started six games and averaged 9.2 points, 3.3 rebounds and 1.5 assists in 32.5 minutes (.476 FG%, .400 3FG%, 7-7 FTs) • Became the oldest player (40 years, 91 days) to start a playoff game since Dikembe Mutombo (41 years, 312 days) in 2008 • Made four starts in the 2016 playoffs with Memphis, averaging 11.3 points, 3.8 rebounds and 1.3 assists in 22.8 minutes (.455 FG%, .700 3FG%, 8-8 FTs), hitting double digits three times • With Memphis in the 2015 postseason, played in 11 games, posting 6.3 points, 4.3 rebounds and 1.0 assists in 17.8 minutes (.403 FG%, .889 FT%) • Participated in seven contests in the 2014 playoffs with the Mavericks, averaging 12.6 points, 3.6 rebounds and 2.4 assists in 27.1 minutes (.456 FG%, .484 3FG%, .786 FT%) • Scored in double figures five times • Appeared in four games with Dallas in the 2012 postseason, putting up 8.3 points, 5.5 rebounds and 1.3 steals in 26.8 minutes • In his most extensive playoff action, started all 14 games for the Magic in the 2010 NBA playoffs, tallying 15.5 points, 4.2 rebounds and 2.3 assists in 34.3 minutes (.402 FG%, .826 FT%) • Hit double digits 11 times, including 20-or-more in five contests • Started 12 games with the Nets in the 2007 postseason and averaged 22.3 points, 6.8 rebounds and 5.3 assists in 40.6 minutes, scoring in double figures 12 times • Posted 29.6 points, 7.0 rebounds, 5.3 assists and 1.8 steals in 40.9 minutes, playing in 11 contests in 2006 with New Jersey • Knocked down .463 FG% and .796 FT% • In the 2005 playoffs with the Nets, started four contests and averaged 26.8 points, 8.5 rebounds, 5.8 assists and 2.3 steals in 44.8 minutes, scoring 20-or-more in all four games • Averaged 27.3 points, 6.5 rebounds, 4.7 assists and 1.7 steals in 44.9 minutes (.436 FG%, .410 3FG%, .784 FT%), starting all 12 playoff games in 2001 in Toronto • Helped lead the Raptors to their first-ever playoff series victory • In his first playoff action with the Raptors in 2000, finished with averages of 19.3 points, 6.3 assists, 6.0 rebounds, 1.3 blocks and 1.0 steals in 39.7 minutes in three starts • **CAREER PLAYOFF HIGHS:** 50 pts v/PHI (5/11/01), 15 rebs v/IND (5/2/06), 10 assts (2x), 6 stls @IND (4/29/06), 4 blks v/PHI (5/11/01), 19 FGM v/PHI (5/11/01), 9 3FGM v/PHI (5/11/01), 15 FTM @MIA (5/8/06), 55 mins v/MIA (4/28/05).

COLLEGIATE CAREER: Averaged 12.3 points, 4.5 rebounds, 1.9 assists and 1.1 steals in 23.0 minutes (.547 FG%, .368 3FG%, .705 FT%) in three seasons at North Carolina, helping lead the Tar Heels to consecutive Final Four apperances in 1997 and 1998 • As a junior in 1997-98, named a consensus Second Team All-American after averaging 15.6 points, 5.1 rebounds, 1.9 assists and 1.2 steals in 38 contests (.591 FG%, .411 3FG%, .680 FT%), leading the Conference in field goal percentage and games played • Averaged 13.0 points, 4.5 rebounds, 2.4 assists and 1.4 steals in 27.6 minutes as a sophomore (.525 FG%, .336 3FG%, .750 FT%) in legendary Head Coach Dean Smith's final season in 1996-97 • As a freshman in 1995-96, posted averages of 7.5 points, 3.8 rebounds and 1.3 assists in 17.9 minutes, appearing in 31 games (.492 FG%, .345 3FG%, .689 FT%).

PERSONAL INFO: Born in Daytona Beach, FL and full name is Vincent Lamar Carter • Has a daughter, Kai and a son, Vincent Jr. • Cousin of former NBA All-Star and former Hawk, Tracy McGrady • Donated $2.5 million to finance the building of a new gym at his alma mater, Mainland High School, in 2002 • Established the Embassy of Hope Foundation to support causes for children in Florida and Ontario, Canada • Has a degree in African-American studies • Named a Goodwill Ambassador by Big Brothers/Big Sisters of America • Named Florida Mr. Basketball, to the Parade All-American First Team and USA Today All-USA First Team after senior season of high school in 1995 • Was a drum major in high school and played saxophone • Was offered a music scholarship to Bethune-Cookman College • On Twitter @mrvincecarter15.

18-19
REVIEW

95 DEANDRE'
BEMBRY

SUMMARY

	Record	Home	Road	Overtime
OVERALL	29-53	17-24	12-29	3-1
Atlantic	4-14	2-7	2-7	
Central	6-12	2-7	4-5	1-1
Southeast	6-10	4-4	2-6	
Eastern	16-36	8-18	8-18	1-1
Southwest	4-6	3-2	1-4	
Northwest	5-5	4-1	1-4	2-0
Pacific	4-6	2-3	2-3	
Western	13-17	9-6	4-11	2-0

STREAKS

Overall: Lost three Longest: Won 3, Lost 10
Last Win: 4/3/19 vs. Philadelphia, 130-122
Last Loss: 4/10/19 vs. Indiana, 135-134

HOME STREAK

Overall: Lost one Longest: Won 2, Lost 5
Last Win: 4/3/19 vs. Philadelphia, 130-122
Last Loss: 4/10/19 vs. Indiana, 135-134

ROAD STREAK

Overall: Lost three Longest: Won 3, Lost 7
Last Win: 3/26/19 at New Orleans, 130-120
Last Loss: 4/7/19 at Milwaukee, 115-107

MONTH	WON	LOST
October	2	6
November	3	13
December	6	7
January	5	9
February	5	7
March	7	8
April	1	4

STARTERS- FINAL REGULAR SEASON GAME

Pos.	No.	Name	Height
F	12	Taurean Prince	6-8
F	20	John Collins	6-10
C	25	Alex Len	7-1
G	3	Kevin Huerter	6-7
G	11	Trae Young	6-2

HOME ATTENDANCE

Games: 41
Total: 30,440
Avg: 15,377 (10 sellouts)

AWAY ATTENDANCE

Games: 41
Total: 729,237
Avg: 17,786

OFFENSE

+100	28-3
-100	1-10

DEFENSE

+100	26-51
-100	3-2

vs. OPP

+.500	13-35
-.500	16-17

Margins	1	2	3	4	5	6	7	8	9	10	11	12	13	14	15	16	17	18	19	20	21	22	23	24+
Won By	2	3	4	1	3	1	2	6		1		1				1				1	1	1		1
Lost By	3	1	2		1	1	4	7	3	1	1	1		3	3	6	2	2	3	1	2	2		4

FINAL REGULAR SEASON INJURY REPORT: Deyonta Davis (right knee soreness) is questionable ... Dewayne Dedmon (left ankle soreness), Miles Plumlee (cartilage injury, left knee), Alex Poythress (right ankle sprain) and Omari Spellman (left ankle sprain) are out.

FINAL ROSTER MOVES: 4/8 – Signed Deyonta Davis to a multi-year contract … 4/1 – Signed Isaac Humphries for the remainder of the season … 3/29 – Signed Deyonta Davis to a second 10-day contract … 3/19 – Signed Deyonta Davis to a 10-day contract … 3/12 – Signed B.J. Johnson to a second 10-day contract … 3/8 – Signed Tyler Zeller to a 10-day contract … 3/2 – Transferred Alex Poythress from the Erie BayHawks to the Atlanta Hawks … 3/1 – Signed B.J. Johnson to a 10-day contract … 2/28 – Assigned Jordan Sibert and transferred Alex Poythress from Atlanta to the Erie BayHawks of the NBA G League … 2/24 – Transferred Alex Poythress from the Erie BayHawks to the Atlanta Hawks … 2/20 – Signed Jaylen Adams to a multi-year contract … 2/20 – Signed Jordan Sibert to a 10-day contract … 2/19 – Transferred Alex Poythress to the Erie BayHawks … 2/14 – Transferred Alex Poythress from the Erie BayHawks to the Atlanta Hawks … 2/11 – Requested waivers on Jeremy Lin … 2/9 – Transferred Jaylen Adams from the Erie BayHawks to the Atlanta Hawks … 2/8 – Requested waivers on Shelvin Mack … 2/8 – Transferred Jaylen Adams and Alex Poythress to the Erie BayHawks … 2/8 – Requested waivers on Jabari Bird … 2/7 – Acquired Jabari Bird and cash considerations from the Boston Celtics in exchange for a conditional 2020 second-round pick … 2/7 – Acquired Shelvin Mack from the Memphis Grizzlies in exchange for Tyler Dorsey … 2/7 – Requested waivers on Daniel Hamilton … 2/3 – Transferred Jaylen Adams and Alex Poythress from the Erie BayHawks to the Atlanta Hawks … 1/22 – Transferred Jaylen Adams and Alex Poythress to the Erie BayHawks … 1/20 – Transferred Jaylen Adams and Alex Poythress from the Erie BayHawks to the Atlanta Hawks … 1/18 – Transferred Jaylen Adams to the Erie BayHawks … 1/16 – Assigned Tyler Dorsey, and transferred Alex Poythress, to the Erie BayHawks … 1/14 – Transferred Jaylen Adams and Alex Poythress from the Erie BayHawks to the Atlanta Hawks … 1/6 – Recalled Omari Spellman from the Erie BayHawks … 1/1 – Transferred Alex Poythress to the Erie BayHawks … 12/31 – Transferred Alex Poythress to the Hawks … 12/30 - Assigned Omari Spellman, and transferred Alex Poythress, to the Erie BayHawks … 12/27 – Transferred Jaylen Adams to the Erie BayHawks … 12/22 – Transferred Alex Poythress to the Hawks … 12/17 – Transferred Alex Poythress to the Erie BayHawks … 12/11 – Recalled Daniel Hamilton from the Erie BayHawks … 12/6 - Assigned Daniel Hamilton to the Erie BayHawks … 12/5 – Transferred Jaylen Adams from the Erie BayHawks to the Hawks … 11/23 – Transferred Jaylen Adams to the Erie BayHawks … 11/19 – Transferred Jaylen Adams from the Erie BayHawks to the Hawks … 11/4 – Recalled Daniel Hamilton from the Erie BayHawks … 10/31 - Assigned Daniel Hamilton, and transferred Jaylen Adams, to the Erie BayHawks … 10/15 - Exercised fourth-year options on DeAndre' Bembry and Taurean Prince; exercised third-year option on John Collins … 10/13 – Requested waivers on C.J. Anderson, R.J. Hunter and Thomas Robinson … 10/9 – Signed C.J. Anderson … 10/9 – Requested waivers on Isaac Humphries … 10/8 – Signed Isaac Humphries … 10/2 – Requested waivers on Cole Aldrich … 9/18 – Signed Cole Aldrich … 9/7 – Signed R.J. Hunter … 8/30 – Signed Thomas Robinson … 8/24 – Signed Vince Carter ... FULL TRANSACTIONS CONTINUED ON PAGE 165.

STATISTICS

FINAL RECORD: 29-53 (Home Record: 17-24, Road Record: 12-29)

FIELD GOALS / 3-POINT FG / FREE THROWS / REBOUNDS

PLAYER	G	GS	MIN	FG	FGA	PCT	FG	FGA	PCT	FT	FTA	PCT	OFF	DEF	TOT	AST	PF	DQ	STL	TO	BLK	PTS	AVG
Collins	61	59	1829	465	831	.560	55	158	.348	203	266	.763	219	376	595	121	199	3	22	120	39	1188	19.5
Young	81	81	2503	525	1256	.418	156	482	.324	343	414	.829	64	237	301	653	140	0	72	308	15	1549	19.1
Prince	55	47	1552	262	594	.441	123	315	.390	95	116	.819	22	177	199	118	141	3	53	100	19	742	13.5
Bazemore	67	35	1643	278	691	.402	96	300	.320	127	175	.726	37	224	261	152	170	2	89	121	42	779	11.6
Len	77	31	1544	320	648	.494	74	204	.363	140	216	.648	158	266	424	86	200	1	27	97	69	854	11.1
Dedmon	64	52	1609	259	526	.492	83	217	.382	92	113	.814	105	375	480	90	214	6	69	84	71	693	10.8
Lin	51	1	1003	180	386	.466	44	132	.333	142	168	.845	16	103	119	181	96	0	38	98	7	546	10.7
Huerter	75	59	2048	275	657	.419	136	353	.385	41	56	.732	60	185	245	214	155	0	65	109	25	727	9.7
Bembry	82	15	1931	275	616	.446	50	173	.289	87	136	.640	54	304	358	202	190	0	105	142	41	687	8.4
Carter	76	9	1330	196	468	.419	123	316	.389	47	66	.712	31	163	194	87	141	0	44	48	27	562	7.4
Spellman	46	11	805	98	244	.402	44	128	.344	32	45	.711	72	122	194	47	67	0	26	31	25	272	5.9
Poythress	21	1	305	40	81	.494	9	23	.391	18	29	.621	29	47	76	17	47	1	4	13	10	107	5.1
Plumlee	18	0	173	32	48	.667	0	0	---	16	30	.533	16	23	39	17	14	0	6	10	4	80	4.4
Davis	9	0	118	15	22	.682	0	1	.000	6	10	.600	10	26	36	5	12	0	3	3	5	36	4.0
J. Anderson	48	4	463	64	157	.408	24	77	.312	26	35	.743	24	60	84	23	48	0	22	23	13	178	3.7
Johnson	6	0	43	8	16	.500	3	6	.500	2	2	1.000	2	6	8	0	3	0	2	2	0	21	3.5
Dorsey	27	0	151	32	89	.360	10	39	.256	16	26	.615	9	34	43	17	20	0	7	10	1	90	3.3
Adams	34	1	428	38	110	.345	25	74	.338	7	9	.778	11	49	60	65	45	0	14	28	5	108	3.2
Hamilton	19	3	204	23	60	.383	8	23	.348	3	6	.500	10	37	47	22	19	0	6	16	1	57	3.0
Humphries	5	1	56	6	21	.286	3	11	.273	0	0	---	4	7	11	0	7	0	1	0	0	15	3.0
Sibert	1	0	4	1	1	1.000	1	1	1.000	0	0	---	0	0	0	0	0	0	0	0	0	3	3.0
Zeller	2	0	11	0	2	.000	0	1	.000	0	0	---	2	4	6	1	4	0	0	0	0	0	0.0
HAWKS	82		19855	3392	7524	.451	1067	3034	.352	1443	1918	.752	955	2825	3780	2118	1932	16	675	1397	419	9294	113.3
OPPONENTS	2		19855	3508	7417	.473	1013	2820	.359	1759	2321	.758	871	2904	3775	2202	1817	12	810	1234	448	9788	119.4

SINGLE-GAME HIGHS

PLAYER	MIN	REB	AST	ST	TO	BLK	PTS
Collins	39	25	6	2	5	4	35
Young	56	10	17	3	9	1	49
Prince	39	8	6	3	6	2	28
Bazemore	35	8	5	5	3	3	32
Len	36	17	4	2	4	4	33
Dedmon	37	15	7	4	5	6	24
Lin	35	6	10	3	5	1	26
Huerter	44	10	7	5	7	4	29
Bembry	41	16	7	5	7	4	19
Carter	45	9	5	3	3	2	21
Spellman	30	10	4	4	2	4	18
Poythress	26	8	4	1	3	2	12
Plumlee	19	6	3	2	2	1	14
Davis	22	11	2	2	3	2	9
J. Anderson	31	12	3	2	2	2	24
Johnson	19	5	0	1	1	0	11
Dorsey	20	6	2	2	2	1	11
Adams	26	5	7	4	4	1	14
Hamilton	23	8	6	3	3	1	9
Humphries	18	5	0	1	0	0	6
Sibert	4	0	0	0	0	0	3
Zeller	7	4	1	0	0	0	0
HAWKS	340	65	38	16	27	11	161
OPPONENTS	340	71	38	20	24	10	168

AVERAGE PER GAME

PLAYER	MIN	REB	AST	STL	TO	BLK	PTS
Collins	30.0	9.8	2.0	0.36	2.0	0.64	19.5
Young	30.9	3.7	8.1	0.89	3.8	0.19	19.1
Prince	28.2	3.6	2.1	0.96	1.8	0.35	13.5
Bazemore	24.5	3.9	2.3	1.33	1.8	0.63	11.6
Len	20.1	5.5	1.1	0.35	1.3	0.90	11.1
Dedmon	25.1	7.5	1.4	1.08	1.3	1.11	10.8
Lin	19.7	2.3	3.5	0.75	1.9	0.14	10.7
Huerter	27.3	3.3	2.9	0.87	1.5	0.33	9.7
Bembry	23.6	4.4	2.5	1.28	1.7	0.50	8.4
Carter	17.5	2.6	1.1	0.58	0.6	0.36	7.4
Spellman	17.5	4.2	1.0	0.57	0.7	0.54	5.9
Poythress	14.5	3.6	0.8	0.19	0.6	0.48	5.1
Plumlee	9.6	2.2	0.9	0.33	0.6	0.22	4.4
Davis	13.2	4.0	0.6	0.33	0.3	0.56	4.0
J. Anderson	9.7	1.8	0.5	0.46	0.5	0.27	3.7
Johnson	7.2	1.3	0.0	0.33	0.3	0.00	3.5
Dorsey	12.6	1.8	1.9	0.41	0.4	0.04	3.3
Adams	10.7	2.5	1.2	0.32	0.8	0.05	3.0
Hamilton	11.3	2.2	0.0	0.20	0.0	0.00	3.0
Humphries	4.2	0.0	0.0	0.00	0.0	0.00	3.0
Sibert	5.3	3.0	0.5	0.00	0.0	0.00	0.0
Zeller	242.1	46.1	25.8	8.23	17.0	5.11	113.3
HAWKS	242.1	46.0	26.9	9.88	15.0	5.46	119.4

CAREER HIGHS (C=SET, T=TIED THIS SEASON)

PLAYER	FG	FGA	FT	FTA	REB	AST	PTS
Collins	14C	22C	10C	12C	25C	6T	35C
Young	17C	33C	16C	17C	10C	17C	49C
Prince	13	26	9	10	12	8	38
Bazemore	14C	25C	10	10T	13	8T	32C
Len	13C	23C	11	14	19	7	33C
Dedmon	9	16	8	8	17	7C	24C
Lin	13	24	16	17	12	14	38
Huerter	11C	18C	3C	4C	10C	7C	29C
Bembry	7C	15C	5C	6C	16C	7T	19C
Carter	20	36	23	27	16	14	51
Spellman	6C	15C	4C	4C	10C	4C	18C
Poythress	9	14	4C	4C	8T	4C	18
Plumlee	10	15	7	8	20	3T	22
Davis	8	14	5	6	11T	5	17
J. Anderson	9T	19	8	8	12C	7	26
Johnson	4C	7C	2C	2C	5C	0T	11C
Dorsey	11	19	6	7	9	9	29
Adams	5C	9C	4C	4C	5C	7C	14C
Hamilton	4C	9C	1C	2C	8C	6C	9C
Humphries	2C	9C	0C	0C	5C	0C	6C
Sibert	1C	1C	0C	0C	0C	0C	3C
Zeller	11	17	10	10	15	6	26
HAWKS	65	134	51	67	109	47	161C
OPPONENTS	62	129	54	69	108	52	168C

HIGH GAMES

C - Career High / T - Ties Career High

PLAYER	MINUTES	FIELD GOALS	FREE THROWS	REBOUNDS OFFENSIVE	REBOUNDS DEFENSIVE	REBOUNDS TOTAL	ASSISTS	STEALS	TURNOVERS	BLOCKED SHOTS	POINTS
Jaylen Adams	6C (2) Apr. 7 at MIL	5C Mar. 3 at CHI	4C Mar. 29 vs. POR	1C (11) Apr. 3 vs. PHI	5C Apr. 7 at MIL	5C Apr. 7 at MIL	7C Apr. 2 at SAS	4C Apr. 5 at ORL	4C Apr. 5 at ORL	1C (5) Apr. 5 at ORL	14C Mar. 3 at CHI
Justin Anderson	31 Mar. 31 vs. MIL	9T Mar. 31 vs. MIL	2 (12) Apr. 10 vs. IND	5T Mar. 31 vs. MIL	7 Mar. 31 vs. MIL	12C Mar. 31 vs. MIL	3 Mar. 31 vs. MIL	2 (6) Apr. 5 at ORL	2 (3) Apr. 10 vs. IND	2 (3) Apr. 3 vs. PHI	24 Mar. 31 vs. MIL
Kent Bazemore	35 (2) Dec. 23 at DET	14C Dec. 26 vs. IND	8 Nov. 28 at CHA	3 (2) Mar. 4 at MIA	8 Mar. 17 at ORL	8 (3) Mar. 17 at ORL	8T Dec. 8 vs. DEN	5 Nov. 11 at LAL	5T (6) Feb. 25 at HOU	3 (2) Dec. 23 at DET	32C (2) Dec. 26 vs. IND
DeAndre' Bembry	41C Jan. 11 at PHI	7C (6) Feb. 27 vs. MIN	5C Mar. 26 at NOP	4C Feb. 27 vs. MIN	14C Oct. 24 vs. DAL	16C Oct. 24 vs. DAL	7T (2) Mar. 3 at CHI	5T Jan. 8 at TOR	7C Jan. 8 at TOR	4C Nov. 23 vs. BOS	19C Jan. 4 at MIL
Vince Carter	45 Mar. 1 vs. CHI	7 (3) Mar. 4 at MIA	4 (2) Mar. 21 vs. UTA	2 (4) Mar. 16 at BOS	8 Apr. 7 at MIL	9 Apr. 7 at MIL	5 Apr. 2 at SAS	3 Mar. 9 vs. BKN	3 (2) Jan. 8 at TOR	2 (2) Apr. 5 at ORL	21 (2) Mar. 4 at MIA
John Collins	39C (2) Feb. 2 at PHO	14C Jan. 23 at CHI	10C Feb. 23 vs. PHO	10C Feb. 2 at PHO	16C Apr. 10 vs. IND	25C Apr. 10 vs. IND	6T (3) Apr. 10 vs. IND	2 (3) Jan. 28 at LAC	5C (3) Dec. 14 at BOS	4T Mar. 10 vs. NOP	35C (2) Feb. 2 at PHO
Deyonta Davis	22 Mar. 31 vs. MIL	4 Apr. 2 at SAS	2 (2) Apr. 10 vs. IND	3 Apr. 2 at SAS	8 Apr. 2 at SAS	11T Apr. 2 at SAS	2 Apr. 3 vs. PHI	2T Apr. 2 at SAS	3T Apr. 2 at SAS	2 (2) Apr. 3 vs. PHI	9 Apr. 2 at SAS
Dewayne Dedmon	37C Dec. 26 vs. IND	8 (2) Jan. 21 vs. ORL	5 (2) Mar. 3 at CHI	5 (2) Dec. 28 at MIN	13C Dec. 26 vs. IND	15 Dec. 26 vs. IND	7C Jan. 11 at PHI	4C (4) Jan. 26 at POR	5T Jan. 4 at MIL	6T Feb. 23 vs. PHO	24C (2) Jan. 21 vs. ORL
Tyler Dorsey	20 Dec. 5 vs. WAS	4 Nov. 1 vs. SAC	4 Dec. 5 vs. WAS	3T Dec. 12 at DAL	5 Nov. 15 at DEn	6 Nov. 15 at DEN	2 (4) Jan. 6 vs. MIA	2T Jan. 4 at MIL	2 (3) Jan. 6 vs. MIA	1T Jan. 4 at MIL	11 Dec. 5 vs. WAS
Daniel Hamilton	23C Jan. 6 vs. MIA	4C (2) Jan. 6 vs. MIA	1C (3) Jan. 8 at TOR	3C Jan. 6 vs. MIA	5C (3) Jan. 21 vs. ORL	8C Jan. 6 vs. MIA	6C Jan. 6 vs. MIA	3C Jan. 8 at TOR	3C (2) Jan. 9 at BKN	1C Jan. 15 vs. OKC	9C Jan. 6 vs. MIA
Kevin Huerter	44C Jan. 2 at WAS	11C (2) Mar. 10 vs. NOP	3C (3) Jan. 13 vs. MIL	3C (4) Mar. 16 at BOS	8C Jan. 9 at BKN	10C (2) Jan. 9 at BKN	7C (3) Feb. 1 at UTAH	3C (3) Jan. 19 vs. BOS	5C Dec. 14 at BOS	1C (25) Apr. 10 vs. IND	29C Jan. 11 at PHI
Isaac Humphries	18C Apr. 2 t SAS	2C (2) Apr. 7 at MIL	0C	2C Apr. 2 at SAS	3C (2) Apr. 7 at MIL	5C Apr. 2 at SAS	0C	1C Apr. 2 at SAS	0C	0C	6C Apr. 7 at MIL
B.J. Johnson	19C Mar. 3 t CHI	4C Mar. 3 at CHI	2C Mar. 13 vs. MEM	2C Mar. 4 at MIA	3C Mar. 4 at MIA	5C Mar. 4 at MIA	0T	1C (2) Mar. 4 at MIA	1C (2) Mar. 9 vs. BKN	0T	11C Mar. 3 at CHI

HIGH GAMES, CONT.

C - Career High / T - Ties Career High

PLAYER	MINUTES	FIELD GOALS	FREE THROWS	REBOUNDS OFFENSIVE	REBOUNDS DEFENSIVE	REBOUNDS TOTAL	ASSISTS	STEALS	TURNOVERS	BLOCKED SHOTS	POINTS
Alex Len	36 Mar. 1 s. CHI	13C Apr. 7 at MIL	9 Dec. 18 vs. WAS	8 Dec. 23 at DET	9 (2) Dec. 23 at DET	17 Dec. 23 at DET	4 (3) Apr. 7 at MIL	2 (3) Feb. 14 vs. NYK	4 (4) Jan. 11 at PHI	4 Oct. 21 at CLE	33C Apr. 7 at MIL
Jeremy Lin	35 Jan. 8 at TOR	11 Nov. 21 vs. TOR	7 Nov. 9 vs. DET	2 (2) Jan. 19 vs. BOS	5 (4) Dec. 29 vs. CLE	6 Dec. 29 vs. CLE	10 Nov. 23 vs. BOS	3 (5) Jan. 9 at BKN	5 Nov. 25 vs. CHA	1 (7) Feb. 10 vs. ORL	26 Nov. 21 vs. TOR
Miles Plumlee	19 Oct. 19 at MEM	7 Nov. 9 vs. DET	3 (2) Dec. 5 vs. WAS	4 (2) Nov. 7 vs. NYK	5 Oct. 29 at PHI	6 (2) Oct. 29 at PHI	3T Oct. 29 at PHI	2 Nov. 11 at LAL	2 (4) Dec. 5 vs. WAS	1 (4) Dec. 5 vs. WAS	14 Nov. 9 vs. DET
Alex Poythress	26 Mar. 3 at CHI	5 (2) Dec. 29 vs. CLE	4C Mar. 4 at MIA	4 Oct. 19 at MEM	5 (3) Mar. 6 vs. SAS	8T (2) Nov. 13 at GSW	4C (2) Nov. 15 at DEN	1T (4) Mar. 3 at CHI	3C Oct. 17 at NYK	2C (3) Dec. 28 at MIN	12 Dec. 28 at MIN
Taurean Prince	39 Nov. 13 at GSW	10 Oct. 19 at MEM	7 Feb. 23 vs. PHO	2 (5) Mar. 1 vs. CHI	7 (2) Feb. 23 vs. PHO	8 Feb. 23 vs. PHO	6 (2) Nov. 1 vs. SAC	3 (4) Mar. 21 vs. UTA	6 (2) Oct. 27 vs. CHI	2 (3) Mar. 16 at BOS	28 Oct. 19 at MEM
Jordan Sibert	4C Feb. 27 vs. MIN	1C Feb. 27 vs. MIN	0C	0C	0C	0C	0C	0C	0C	0C	3C Feb. 27 vs. MIN
Omari Spellman	30C (2) Feb. 4 at WAS	6C (3) Feb. 4 at WAS	4C (2) Nov. 28 at CHA	5C Feb. 27 vs. MIN	7C (4) Feb. 14 vs. NYK	10C (4) Feb. 4 at WAS	4C (2) Nov. 7 vs. NYK	4C Nov. 27 at MIA	2C (9) Feb. 27 vs. MIN	4C Jan. 13 vs. MIL	18C Nov. 7 vs. NYK
Trae Young	56C Mar. 1 vs. CHI	17C Mar. 1 vs. CHI	16C Feb. 27 vs. MIN	3C (4) Mar. 9 vs. BKN	7C (5) Mar. 29 vs. POR	10C (2) Mar. 9 vs. BKN	17C Nov. 19 vs. LAC	3C (4) Apr. 5 at ORL	9C Mar. 1 vs. CHI	1C (15) Mar. 23 vs. PHI	49C Mar. 1 vs. CHI
Tyler Zeller	7 Mar. 9 vs. BKN	0	0	2 Mar. 9 vs. BKN	2 (2) Mar. 13 vs. MEM	4 Mar. 9 vs. BKN	1 Mar. 13 vs. MEM	0	0	0	0
HAWKS High Games	340 Mar. 1 vs. CHI	61 Mar. 1 vs. CHI	32 (2) Feb. 23 vs. PHO	22 Apr. 10 vs. IND	50 Mar. 1 vs. CHI	65 Feb. 27 vs. MIN	38 Dec. 16 at BKN	16 Apr. 5 at ORL	27 Jan. 8 at TOR	11 Dec. 8 vs. DEN	161 Mar. 1 vs. CHI
HAWKS Low Games	240 (78) Apr. 10 vs. IND	27 Oct. 27 vs. CHI	7 Mar. 17 at ORL	5 (4) Feb. 10 vs. ORL	25 (2) Dec. 16 at BIKN	31 Jan. 4 at MIL	17 (2) Jan. 9 at BKN	1 Feb. 27 vs. MIN	9 (2) Mar. 31 vs. MIL	1 (2) Mar. 19 vs. HOU	85 Oct. 27 vs. CHI
OPPONENTS High Games	340 Mar. 1 vs. CHI	56 (2) Apr. 5 at ORL	37 Nov. 19 vs. LAC	26 Apr. 3 vs. PHI	51 Mar. 1 vs. CHI	71 Mar. 31 vs. MIL	38 Nov. 1 vs. SAC	20 Nov. 27 at MIA	24 (2) Mar. 26 at NOP	10 Apr. 7 at MIL	168 Mar. 1 vs. CHI
OPPONENTS Low Games	240 (78) Apr. 10 vs. IND	31 Jan. 6 vs. MIA	8 Mar. 10 vs. NOP	4 (3) Apr. 2 at SAS	19 Jan. 11 at PHI	30 Jan. 11 at PHI	15 Nov. 7 vs. NYK	4 (4) Mar. 29 vs. POR	7 Feb. 27 vs. MIN	1 (3) Dec. 18 vs. WAS	82 Jan. 6 vs. MIA

GAME BY GAME RESULTS

RESULTS				RECORDS				HIGH SCORERS	
Date	Opponent	W - L	Score	Home	Road	Total	Attendance	Atlanta	Opponent
	* home sellouts								
10-17	@ New York	L	107-126		0-1	0-1	18,249	Prince/21	Hardaway/31
10-19	@ Memphis	L	117-131		0-2	0-2	17,019	Prince/28	Temple/30
10-21	@ Cleveland	W	133-111		1-2	1-2	19,432	Young/35	Clarkson/19
10-24	DALLAS	W	111-104	1-0		2-2	16,705	Bazemore/32	Matthews/23
10-27	CHICAGO	L	85-97	1-1		2-3	15,549	Prince/16	LaVine/27
10-29	@ Philadelphia	L	92-113		1-3	2-4	20,269	Bazemore/18	B. Simmons/21
10-30	@ Cleveland	L	114-136		1-4	2-5	19,432	Young/24	Hood/26
11-1	SACRAMENTO	L	115-146	1-2		2-6	12,095	Lin/23	Fox/31
11-3	MIAMI	W	123-118	2-2		3-6	16,303	Young/24	Richardson/32
11-6	@ Charlotte	L	102-113		1-5	3-7	13,955	Lin/19	Walker/29
11-7	NEW YORK	L	107-112	2-3		3-8	12,412	Spellman/18	Hardaway/34
11-9	DETROIT	L	109-124	2-4		3-9	14,759	Lin/19	Drummond/23
11-11	@ LA Lakers	L	106-107		1-6	3-10	18,997	Prince/23	James/26
11-13	@ Golden State	L	103-110		1-7	3-11	19,596	Prince/22	Durant/29
11-15	@ Denver	L	93-138		1-8	3-12	15,103	Lin/16	Hernan./25
11-17	@ Indiana	L	89-97		1-9	3-13	17,491	Lin/16	Bogdanovic/22
11-19	LA CLIPPERS	L	119-127	2-5		3-14	14,323	Young/25	Harrell/25
11-21	TORONTO	L	108-124	2-6		3-15	15,058	Lin/26	Valanciunas/24
11-23	BOSTON	L	96-114	2-7		3-16	15,017	Lin/19	Baynes/16
11-25	CHARLOTTE	W	124-123	3-7		4-16	12,977	Collins/23	Monk/26
11-27	@ Miami	W	115-113		2-9	5-16	19,600	Prince/18	Richardson/22
11-28	@ Charlotte	L	94-108		2-10	5-17	12,971	Young/18	Lamb/22
11-30	@ Oklahoma City	L	109-124		2-11	5-18	18,203	Two w/19	Westbrook/23
12-3	GOLDEN STATE	L	111-128	3-8		5-19	16,631	Collins/24	Curry/30
12-5	WASHINGTON	L	117-131	3-9		5-20	12,551	Collins/26	Beal/36
12-8	DENVER	W	106-98	4-9		6-20	14,409	Collins/30	Jokic/24
12-12	@ Dallas	L	107-114		2-12	6-21	19,643	Young/24	Barnes/25
12-14	@ Boston	L	108-129		2-13	6-22	18,624	Huerter/19	Irving/24
12-16	@ Brooklyn	L	127-144		2-14	6-23	13,955	Collins/29	Russell/32
12-18	WASHINGTON	W	118-110	5-9		7-23	16,489	Collins/20	Beal/29
12-21	@ New York	W	114-107		3-14	8-23	19,080	Bazemore/22	Mudiay/32
12-23	@ Detroit	W	98-95		4-14	9-23	16,532	Carter/18	Galloway/18
12-26	INDIANA	L	121-129	5-10		9-24	15,026	Bazemore/32	Y. Young/21
12-28	@ Minnesota	W	123-120 OT		5-14	10-24	18,978	Bazemore/23	Towns/31
12-29	CLEVELAND	W	111-108	6-10		11-24	16,460	Two w/21	Osman/22
12-31	@ Indiana	L	108-116		5-15	11-25	17,923	Two w/22	Oladipo/22
1-2	@ Washington	L	98-114		5-16	11-26	15,324	Len/24	Beal/24
1-4	@ Milwaukee	L	112-144		5-17	11-27	17,632	Bembry/19	Middleton/19
1-6	MIAMI	W	106-82	7-10		12-27	16,630	Young/19	Jones/14
1-8	@ Toronto	L	101-104		5-18	12-28	19,800	Collins/21	Leonard/31
1-9	@ Brooklyn	L	100-116		5-19	12-29	14,531	Collins/30	Russell/23

GAME BY GAME RESULTS

RESULTS				RECORDS				HIGH SCORERS	
Date	Opponent	W - L	Score	Home	Road	Total	Attendance	Atlanta	Opponent
1-11	@ Philadelphia	W	123-121		6-19	13-29	20,487	Huerter/29	Butler/30
1-13	MILWAUKEE	L	114-133	7-11		13-30	16,292	Young/26	Antetok./33
1-15	OKLAHOMA CITY	W	142-126	8-11		14-30	15,045	Collins/26	Westbrook/31
1-19	BOSTON	L	105-113	8-12		14-31	16,626	Huerter/18	Irving/32
1-21	ORLANDO	L	103-122	8-13		14-32	16,611	Dedmon/24	Two w/29
1-23	@ Chicago	W	121-101		7-19	15-32	18,223	Collins/35	LaVine/23
1-26	@ Portland	L	111-120		7-20	15-33	19,629	Young/30	McCollum/28
1-28	@ LA Clippers	W	123-118		8-20	16-33	17,382	Young/26	Harris/30
1-30	@ Sacramento	L	113-135		8-21	16-34	17,583	Young/23	Giles/20
2-1	@ Utah	L	112-128		8-22	16-35	18,306	Young/28	Gobert/25
2-2	@ Phoenix	W	118-112		9-22	17-35	15,534	Collins/35	Booker/32
2-4	@ Washington	W	137-129		10-22	18-35	15,025	Prince/21	Beal/27
2-7	TORONTO	L	101-119	8-14		18-36	16,036	Two w/19	Siakam/33
2-9	CHARLOTTE	L	120-129	8-15		18-37	15,048	Collins/21	Walker/37
2-10	ORLANDO	L	108-124	8-16		18-38	13,370	Len/16	Vucevic/19
2-12	LA LAKERS	W	117-113	9-16		19-38	16,824	Two w/22	James/28
2-14	NEW YORK	L	91-106	9-17		19-39	14,179	Dedmon/21	Smith/19
2-22	DETROIT	L	122-125	9-18		19-40	14,067	Young/30	Jackson/32
2-23	PHOENIX	W	120-112	10-18		20-40	15,214	Two w/23	Johnson/29
2-25	@ Houston	L	111-119		10-23	20-41	18,055	Young/36	Harden/28
2-27	MINNESOTA	W	131-123 OT	11-18		21-41	14,101	Young/36	Towns/37
3-1	CHICAGO	L	168-161 4OT	11-19		21-42	15,267	Young/49	LaVine/47
3-3	@ Chicago	W	123-118		11-23	22-42	20,526	Len/28	Markkanen/19
3-4	@ Miami	L	113-114		11-24	22-43	19,600	Carter/21	Wade/23
3-6	SAN ANTONIO	L	104-111	11-20		22-44	15,208	Young/22	Aldridge/32
3-9	BROOKLYN	L	112-114	11-21		22-45	16,527	Collins/33	Dinwiddie/23
3-10	NEW ORLEANS	W	128-116	12-21		23-45	14,337	Huerter/27	Two w/23
3-13	MEMPHIS	W	132-111	13-21		24-45	15,169	Collins/27	Miles/33
3-16	@ Boston	L	120-129		11-25	24-46	18,624	Young/26	Irving/30
3-17	@ Orlando	L	91-101		11-26	24-47	18,045	Young/20	Vucevic/27
3-19	HOUSTON	L	105-121	13-22		24-48	16,293	Young/21	Harden/31
3-21	UTAH	W	117-114	14-22		25-48	15,569	Young/23	Mitchell/34
3-23	PHILADELPHIA	W	129-127	15-22		26-48	16,640	Young/32	Embiid/27
3-26	@ New Orleans	W	130-120		12-26	27-48	14,751	Young/33	Randle/24
3-29	PORTLAND	L	98-118	15-23		27-49	16,182	Young/26	Lillard/36
3-31	MILWAUKEE	W	136-135 OT	16-23		28-49	18,660	J. Anderson/24	Brown/27
4-2	@ San Antonio	L	111-117		12-27	28-50	18,354	Bazemore/26	DeRozan/29
4-3	PHILADELPHIA	W	130-122	17-23		29-50	16,638	Young/33	Redick/30
4-5	@ Orlando	L	113-149		12-28	29-51	18,999	Young/22	Three w/25
4-7	@ Milwaukee	L	107-115		12-29	29-52	17,775	Len/33	Antetok./30
4-10	INDIANA	L	134-135	17-24		29-53	17,143	Prince/23	Leaf/28

2018-19 REVIEW

18-19 REVIEW

GAME BY GAME / QUARTER BY QUARTER RESULTS

ATLANTA'S TOTALS ARE LISTED FIRST UNDER QUARTER SEQUENCE

Game	Date	Opponent	1st	2nd	3rd	4th	OT	2 OT	3 OT/4 OT	Final	W-L
1	10-17-18	@ New York	24-23	25-49	35-34	23-20				107-126	0-1
2	10-19-18	@ Memphis	33-37	28-40	21-29	35-25				117-131	0-2
3	10-21-18	@ Cleveland	24-34	40-26	28-26	41-25				133-111	1-2
4	10-24-18	DALLAS	22-42	26-16	32-29	31-17				111-104	2-2
5	10-27-18	CHICAGO	25-22	19-19	19-26	22-30				85-97	2-3
6	10-29-18	@ Philadelphia	25-20	22-27	13-31	32-35				92-113	2-4
7	10-30-18	@ Cleveland	31-35	26-23	30-41	27-37				114-136	2-5
8	11-01-18	SACRAMENTO	29-35	35-34	23-46	28-31				115-146	2-6
9	11-03-18	MIAMI	41-31	33-37	28-25	21-25				123-118	3-6
10	11-06-18	@ Charlotte	25-23	29-28	23-30	25-32				102-113	3-7
11	11-07-18	NEW YORK	26-26	29-26	18-35	34-25				107-112	3-8
12	11-09-18	DETROIT	20-40	31-34	26-29	32-21				109-124	3-9
13	11-11-18	@ LA Lakers	22-28	31-24	22-32	31-23				106-107	3-10
14	11-13-18	@ Golden State	23-20	29-29	24-33	27-28				103-110	3-11
15	11-15-18	@ Denver	23-35	34-38	16-36	20-29				93-138	3-12
16	11-17-18	@ Indiana	24-25	32-22	16-26	17-24				89-97	3-13
17	11-19-18	LA CLIPPERS	34-29	30-32	32-28	23-38				119-127	3-14
18	11-21-18	TORONTO	24-29	20-26	29-31	35-38				108-124	3-15
19	11-23-18	BOSTON	23-45	22-16	19-21	32-32				96-114	3-16
20	11-25-18	CHARLOTTE	32-43	33-23	35-31	24-26				124-123	4-16
21	11-27-18	@ Miami	35-38	33-14	32-34	15-27				115-113	5-16
22	11-28-18	@ Charlotte	28-24	21-31	26-31	19-22				94-108	5-17
23	11-30-18	@ Oklahoma City	26-28	20-38	30-25	33-33				109-124	5-18
24	12-03-18	GOLDEN STATE	17-34	30-27	30-36	34-31				111-128	5-19
25	12-05-18	WASHINGTON	25-33	24-39	45-31	23-28				117-131	5-20
26	12-08-18	DENVER	25-35	26-21	35-21	20-21				106-98	6-20
27	12-12-18	DALLAS	26-28	26-23	26-30	29-33				107-114	6-21
28	12-14-18	@ Boston	19-42	37-25	26-41	26-21				108-129	6-22
29	12-16-18	@ Brooklyn	33-42	43-30	30-39	31-33				127-144	6-23
30	12-18-18	WASHINGTON	35-24	23-30	24-26	36-28				118-110	7-23
31	12-21-18	@ New York	28-39	32-30	27-20	27-18				114-107	8-23
32	12-23-18	@ Detroit	26-21	29-22	22-23	19-29				98-95	9-23
33	12-26-18	INDIANA	31-22	36-22	21-31	33-34				121-129	9-24
34	12-28-18	@ Minnesota	42-27	29-32	18-30	23-23	11-8			123-120	10-24
35	12-29-18	CLEVELAND	23-26	34-25	27-23	27-34				111-108	11-24
36	12-31-18	@ Indiana	25-33	3530	21-34	27-19				108-116	11-25
37	1-02-19	@ Washington	29-35	24-29	31-24	14-26				98-114	11-26
38	1-04-19	@ Milwaukee	14-43	29-33	36-42	33-26				112-144	11-27
39	1-06-19	MIAMI	23-16	15-21	41-21	27-24				106-82	12-27
40	1-08-19	@ Toronto	31-28	26-28	24-20	24-24				101-104	12-28
41	1-09-19	BROOKLYN	38-23	19-28	23-35	20-30				100-116	12-29

GAME BY GAME / QUARTER BY QUARTER RESULTS

ATLANTA'S TOTALS ARE LISTED FIRST UNDER QUARTER SEQUENCE

Game	Date	Opponent	1st	2nd	3rd	4th	OT	2 OT	3 OT/4 OT	Final	W-L
42	1-11-19	PHILADELPHIA	32-30	22-26	35-32	34-33				123-121	13-29
43	1-13-19	MILWAUKEE	32-35	23-29	29-31	30-38				114-133	13-30
44	1-15-19	OKLAHOMA CITY	25-29	45-30	27-41	45-26				142-126	14-30
45	1-19-19	BOSTON	36-28	31-32	22-33	16-30				105-113	14-31
46	1-21-19	ORLANDO	31-28	26-32	21-31	25-31				103-122	14-32
47	1-23-19	@ Chicago	42-25	24-35	32-23	23-18				121-101	15-32
48	1-26-19	@ Portland	30-40	34-23	26-30	21-27				111-120	15-33
49	1-28-19	@ LA Clippers	32-25	31-36	31-22	29-35				123-118	16-33
50	1-30-19	@ Sacramento	31-32	22-35	27-38	33-30				113-135	16-34
51	2-01-19	@ Utah	34-36	26-22	27-38	25-32				112-128	16-35
52	2-02-19	@ Phoenix	33-30	25-27	28-31	32-24				118-112	17-35
53	2-04-19	@ Washington	35-20	26-37	38-32	38-40				137-129	18-35
54	2-07-19	TORONTO	33-22	35-38	17-28	16-31				101-119	18-36
55	2-09-19	CHARLOTTE	31-46	37-27	18-33	34-23				120-129	18-37
56	2-10-19	ORLANDO	25-26	23-37	26-35	34-26				108-124	18-38
57	2-12-19	LA LAKERS	38-22	27-37	35-26	17-18				117-113	19-38
58	2-14-19	NEW YORK	13-28	38-26	22-28	18-24				91-106	19-39
59	2-22-19	DETROIT	34-33	36-35	25-32	27-25				122-125	19-40
60	2-23-19	PHOENIX	33-33	30-26	23-28	34-25				120-112	20-40
61	2-25-19	HOUSTON	28-39	32-21	25-35	26-24				111-119	20-41
62	2-27-19	MINNESOTA	33-40	27-26	26-27	32-23	13-5			131-123	21-41
63	3-01-19	CHICAGO	33-26	27-31	24-38	40-29	16-16	7-7	8-8/6-13	161-168	21-42
64	3-03-19	@ Chicago	35-32	32-28	29-31	27-27				123-118	22-42
65	3-04-19	@ Miami	31-32	30-29	24-24	28-29				113-114	22-43
66	3-06-19	SAN ANTONIO	23-27	33-26	21-27	27-31				104-111	22-44
67	3-09-19	BROOKLYN	23-26	24-30	30-27	35-31				112-114	22-45
68	3-10-19	NEW ORLEANS	26-33	39-33	29-20	34-30				128-116	23-45
69	3-13-19	MEMPHIS	33-28	39-32	38-30	22-21				132-111	24-45
70	3-16-19	BOSTON	36-43	26-31	30-31	28-24				120-129	24-46
71	3-17-19	ORLANDO	25-28	21-28	22-19	23-26				91-101	24-47
72	3-19-19	HOUSTON	25-25	22-28	25-31	33-37				105-121	24-48
73	3-21-19	UTAH	29-28	36-26	21-37	31-23				117-114	25-48
74	3-23-19	PHILADELPHIA	34-41	40-27	26-32	29-27				129-127	26-48
75	3-26-19	@ New Orleans	42-24	28-23	32-30	28-33				130-120	27-48
76	3-29-19	PORTLAND	30-38	21-22	25-30	22-28				98-118	27-49
77	3-31-19	MILWAUKEE	26-43	42-28	30-26	24-25	14-13			136-135	28-49
78	4-02-19	@ San Antonio	31-33	25-25	34-28	21-31				111-117	28-50
79	4-03-19	PHILADELPHIA	42-38	30-30	26-26	32-28				130-122	29-50
80	4-05-19	@ Orlando	18-42	30-39	32-32	33-36				113-149	29-51
81	4-07-19	@ Milwaukee	21-28	24-26	27-31	35-30				107-115	29-52
82	4-10-19	INDIANA	28-35	41-38	34-36	31-26				134-135	29-53

2018-19 REVIEW

2018-19 REVIEW

HAWKS TEAM STATISTICS

2018-19 ATLANTA HAWKS TEAM STATISTICS

OPPONENT	FGs	Pct.	3FGs	Pct.	FTs	Pct.	Off-Def-REB	A	PF	ST	TO	B	Pts
@New York	41-90	.456	10-36	.278	15-18	.833	7-38-45	19	30	7	24	3	107
@Memphis	41-83	.494	14-30	.467	21-36	.583	11-29-40	27	31	9	19	5	117
@Cleveland	48-98	.490	22-47	.468	15-19	.789	9-35-44	32	21	9	12	7	133
DALLAS	37-91	.407	15-38	.395	22-31	.710	10-44-54	28	26	6	15	6	111
CHICAGO	27-84	.321	12-40	.300	19-23	.826	11-37-48	20	13	9	22	8	85
@Philadelphia	35-94	.372	8-37	.216	14-21	.667	10-37-47	20	18	10	15	3	92
@Cleveland	44-82	.537	15-35	.429	11-17	.647	6-33-39	25	29	6	23	8	114
SACRAMENTO	42-87	.483	8-31	.258	23-34	.676	10-33-43	26	28	6	22	6	115
MIAMI	46-88	.523	13-32	.406	18-23	.783	8-29-37	33	21	11	18	7	123
@Charlotte	41-85	.482	6-30	.200	14-18	.778	7-30-37	22	18	13	22	9	102
NEW YORK	37-92	.402	11-38	.289	22-29	.759	15-30-45	26	30	5	17	9	107
DETROIT	36-79	.456	7-28	.250	30-40	.750	9-44-53	17	21	6	16	2	109
@LA Lakers	41-95	.432	13-37	.351	11-13	.846	10-34-44	25	23	11	19	4	106
@Golden State	40-89	.449	12-32	.375	11-15	.733	10-32-42	25	18	9	17	2	103
@Denver	32-92	.348	9-42	.214	20-27	.741	15-28-43	20	22	7	19	5	93
@Indiana	31-87	.356	8-29	.276	19-27	.704	5-36-41	20	24	15	18	6	89
LA CLIPPERS	45-101	.446	12-38	.316	17-19	.895	16-35-51	29	38	6	16	6	119
TORONTO	42-93	.452	10-36	.278	14-18	.778	9-25-34	24	21	10	9	7	108
BOSTON	35-81	.432	6-35	.171	20-29	.690	5-35-40	22	26	9	21	7	96
CHARLOTTE	50-94	.532	16-39	.410	8-11	.727	9-32-41	34	23	5	15	9	124
@Miami	38-80	.475	12-31	.387	27-32	.844	10-36-46	22	24	13	24	7	115
@Charlotte	32-93	.344	11-44	.250	10-22	.864	16-38-54	20	25	11	19	8	94
@Oklahoma City	43-96	.448	11-36	.306	12-20	.600	14-28-42	26	12	15	21	3	109
GOLDEN STATE	44-90	.489	5-26	.192	18-24	.750	9-26-35	23	21	10	19	4	111
WASHINGTON	41-92	.446	12-38	.316	23-31	.742	8-35-43	28	27	13	17	4	117
DENVER	40-93	.430	15-42	.357	11-16	.688	9-42-51	33	23	9	18	11	106
@Dallas	43-93	.462	11-33	.333	10-14	.714	16-28-44	21	30	7	21	2	107
@Boston	36-86	.419	16-38	.421	20-32	.625	16-28-44	27	19	10	24	5	108
@Brooklyn	47-85	.553	14-29	.483	19-25	.760	8-25-33	38	22	9	14	5	127
WASHINGTON	37-79	.468	12-32	.375	32-39	.821	13-36-49	23	29	4	24	5	118
@New York	43-91	.473	10-29	.345	18-24	.750	15-39-54	29	18	4	16	1	114
@Detroit	36-91	.396	6-23	.261	20-25	.800	15-39-54	24	25	9	16	9	98
INDIANA	45-89	.506	17-36	.472	14-18	.778	11-30-41	33	24	8	20	6	121
@Minnesota	47-100	.470	16-35	.457	13-20	.650	17-41-58	32	33	10	24	6	123
CLEVELAND	43-98	.439	10-37	.270	15-25	.600	17-36-53	27	25	7	13	4	111
@Indiana	41-95	.432	13-32	.406	13-19	.684	21-32-53	24	23	8	17	5	108
@Washington	40-95	.421	10-31	.323	8-13	.615	13-37-50	26	19	5	14	6	98
@Milwaukee	37-85	.435	14-14	.341	24-35	.686	5-26-31	26	23	11	21	3	112
MIAMI	43-91	.473	10-24	.417	10-13	.769	14-45-59	25	22	7	17	2	106
@Toronto	40-87	.460	10-27	.370	11-16	.688	13-37-50	22	22	12	27	2	101
@Brooklyn	36-99	.364	6-35	.171	22-25	.880	18-34-52	17	24	8	22	6	100

HAWKS TEAM STATISTICS, CONT.

OPPONENT	FGs	Pct.	3FGs	Pct.	FTs	Pct.	Off-Def-REB	A	PF	ST	TO	B	Pts
@Philadelphia	45-81	.556	12-25	.480	21-27	.778	15-29-44	27	24	7	21	4	123
MILWAUKEE	39-96	.406	12-38	.316	24-30	.800	18-36-54	19	30	3	24	5	114
OKLAHOMA CITY	56-90	.622	18-37	.486	12-16	.750	10-34-44	36	28	8	19	4	142
BOSTON	40-92	.435	12-41	.293	13-14	.929	13-36-49	28	20	8	20	6	105
ORLANDO	39-86	.453	9-30	.300	16-23	.696	9-35-44	23	24	5	14	3	103
@Chicago	45-90	.500	15-40	.375	16-21	.762	16-35-51	31	20	11	17	2	121
@Portland	42-92	.457	12-33	.364	15-20	.750	9-27-36	24	27	9	11	7	111
@LA Clippers	44-87	.506	10-34	.294	25-29	.862	15-29-44	28	25	7	19	6	123
@Sacramento	38-86	.442	16-46	.348	21-25	.840	9-27-36	24	19	7	21	3	113
@Utah	39-98	.398	14-46	.304	20-24	.833	8-32-40	23	27	11	11	4	112
@Phoenix	43-84	.512	14-32	.438	18-26	.692	16-37-53	21	18	6	24	5	118
@Washington	46-91	.505	20-40	.500	25-29	.862	14-36-50	29	22	7	14	2	137
TORONTO	36-80	.450	16-35	.457	13-25	.520	8-34-42	25	25	5	17	3	101
CHARLOTTE	46-86	.535	14-33	.424	14-19	.737	10-26-36	26	18	10	18	3	120
ORLANDO	37-80	.463	13-32	.406	21-25	.840	5-28-33	27	21	5	11	6	108
LA LAKERS	40-92	.435	16-42	.381	21-26	.808	6-41-47	29	24	8	21	6	117
NEW YORK	33-91	.363	10-38	.263	15-19	.789	10-31-41	19	24	8	12	4	91
DETROIT	43-88	.489	20-42	.476	16-19	.842	10-37-47	21	24	6	18	4	122
PHOENIX	38-92	.413	12-33	.364	32-38	.842	12-38-50	22	22	8	14	9	120
@Houston	39-80	.488	17-38	.447	16-23	.696	10-31-41	21	24	6	17	6	111
MINNESOTA	46-108	.426	12-29	.414	27-32	.844	18-47-65	32	25	1	12	16	131
CHICAGO	61-123	.496	22-60	.367	17-25	.680	9-50-59	33	34	11	20	8	161
@Chicago	42-89	.472	21-42	.500	18-28	.643	11-35-46	30	18	10	13	5	123
@Miami	38-91	.418	17-46	.370	20-25	.800	16-26-42	25	21	9	14	2	113
SAN ANTONIO	36-92	.391	13-43	.302	19-24	.792	11-36-47	21	18	8	14	2	104
BROOKLYN	39-105	.371	8-41	.195	26-32	.813	18-39-57	22	37	7	10	2	112
NEW ORLEANS	48-98	.490	17-37	.459	15-18	.833	10-46-56	30	12	4	10	5	128
MEMPHIS	52-103	.505	17-45	.378	11-14	.786	15-36-51	35	26	9	12	9	132
@Boston	43-100	.430	15-40	.375	19-24	.792	19-31-50	27	25	11	17	5	120
@Orlando	38-91	.418	8-35	.229	7-10	.700	8-42-50	20	29	8	18	3	91
HOUSTON	39-84	.464	15-40	.375	12-15	.800	8-37-45	30	23	6	19	1	105
UTAH	41-87	.471	19-40	.475	16-23	.696	9-34-43	26	23	8	17	5	117
PHILADELPHIA	49-106	.462	15-47	.319	16-21	.762	15-34-49	28	25	8	12	7	129
@New Orleans	44-97	.454	19-51	.373	23-26	.885	9-32-41	30	26	13	16	4	130
PORTLAND	38-94	.404	9-38	.237	13-14	.929	8-33-41	20	22	5	10	7	98
MILWAUKEE	52-118	.441	22-61	.361	10-17	.588	15-43-58	36	13	10	9	10	136
@San Antonio	43-94	.457	12-34	.353	13-20	.650	11-32-43	26	18	13	11	2	111
PHILADELPHIA	48-92	.522	12-36	.333	22-28	.786	11-33-44	29	26	7	11	7	130
@Orlando	41-94	.436	10-39	.256	21-31	.677	10-28-38	21	21	16	14	4	113
@Milwaukee	40-100	.400	17-45	.378	10-19	.526	9-39-48	25	28	2	11	3	107
INDIANA	43-103	.417	17-41	.415	31-38	.816	22-39-61	29	25	5	17	7	134

18-19 REVIEW

OPPONENTS' TEAM STATISTICS

2018-19 OPPONENTS' TEAM STATISTICS

OPPONENT	FGs	Pct.	3FGs	Pct.	FTs	Pct.	Off-Def-REB	A	PF	ST	TO	B	Pts
@New York	45-99	.455	12-33	.364	24-31	.774	10-36-46	21	23	12	16	6	126
@Memphis	44-81	.543	13-26	.500	30-43	.698	7-34-41	32	29	9	17	4	131
@Cleveland	46-99	.465	10-27	.370	9-14	.643	15-34-49	23	25	5	18	2	111
DALLAS	38-91	.418	12-40	.300	16-26	.615	9-43-52	25	27	7	17	9	104
CHICAGO	36-83	.434	12-33	.364	13-16	.813	8-44-52	25	21	14	23	6	97
@Philadelphia	41-99	.414	14-47	.298	17-18	.944	16-48-64	33	22	7	19	9	113
@Cleveland	45-90	.500	13-25	.520	33-43	.767	13-35-48	23	20	13	13	1	136
SACRAMENTO	53-98	.541	14-35	.400	26-32	.813	10-36-46	38	29	14	14	3	146
MIAMI	41-85	.482	16-40	.400	20-26	.769	13-28-41	27	20	6	18	6	118
@Charlotte	45-92	.489	13-31	.419	10-18	.556	8-35-43	27	16	9	21	4	113
NEW YORK	34-77	.442	11-30	.367	33-47	.702	11-37-48	15	30	8	18	7	112
DETROIT	46-97	.474	20-47	.426	12-19	.632	10-34-44	30	31	10	11	6	124
LA LAKERS	39-92	.424	14-38	.368	15-24	.625	17-31-48	28	23	12	23	9	107
@Golden State	39-91	.429	12-27	.444	20-21	.952	13-35-48	28	20	8	13	6	110
@Denver	53-94	.564	13-31	.419	19-25	.760	11-45-56	34	24	12	15	6	138
@Indiana	35-87	.402	12-30	.400	15-21	.714	10-43-53	25	26	11	24	6	97
LA CLIPPERS	40-93	.430	10-33	.303	37-47	.787	15-37-52	24	22	9	15	8	127
TORONTO	48-90	.533	11-29	.379	17-23	.739	14-41-55	33	21	6	19	1	124
BOSTON	42-91	.462	13-40	.625	17-21	.810	7-36-43	31	29	11	16	7	114
CHARLOTTE	41-92	.446	18-45	.400	23-28	.821	10-32-42	30	15	8	12	4	123
@Miami	40-87	.460	13-38	.462	20-30	.667	11-32-43	22	25	20	20	3	113
@Charlotte	38-83	.458	4-20	.200	28-37	.757	5-39-44	20	21	15	14	5	108
@Oklahoma City	46-88	.523	18-41	.439	14-15	.933	7-39-46	30	24	12	22	7	124
GOLDEN STATE	48-82	.585	13-24	.542	19-22	.864	6-33-39	33	24	10	20	8	128
WASHINGTON	46-95	.484	12-38	.316	27-32	.844	12-37-49	35	24	9	16	4	131
DENVER	36-97	.371	9-36	.250	17-21	.810	11-37-48	28	16	11	15	4	98
@Dallas	35-75	.467	12-34	.353	32-43	.744	4-32-36	22	16	13	14	5	114
@Boston	46-95	.484	19-39	.487	18-20	.900	13-34-47	28	21	15	22	9	129
@Brooklyn	49-88	.557	16-40	.400	30-33	.909	10-29-39	34	21	12	13	3	144
WASHINGTON	36-83	.434	13-40	.325	25-36	.694	9-28-37	26	32	14	15	1	110
@New York	41-84	.488	8-27	.296	17-24	.708	4-31-35	20	22	8	13	3	107
@Detroit	34-83	.410	10-29	.345	17-27	.630	5-36-41	21	25	6	16	9	95
INDIANA	46-83	.554	13-27	.481	24-33	.727	10-29-39	35	17	13	17	3	129
@Minnesota	44-98	.449	11-32	.344	21-38	.553	16-31-47	28	26	14	14	9	120
CLEVELAND	40-85	.471	5-23	.217	23-29	.793	10-34-44	27	23	9	12	2	108
@Indiana	42-84	.500	11-24	.458	21-29	.724	8-31-39	29	18	13	11	6	116
@Washington	43-92	.467	11-29	.379	17-23	.739	10-38-48	29	20	10	10	2	114
@Milwaukee	55-100	.550	14-40	.350	20-28	.714	12-42-54	36	26	11	14	8	144
MIAMI	31-87	.356	5-34	.147	15-27	.556	12-29-41	23	17	11	14	7	82
@Toronto	37-80	.463	10-32	.313	20-27	.741	6-33-39	26	20	18	19	7	104
@Brooklyn	43-95	.453	10-30	.333	20-26	.769	18-36-54	21	28	10	20	9	116

OPPONENTS' TEAM STATISTICS, CONT.

OPPONENT	FGs	Pct.	3FGs	Pct.	FTs	Pct.	Off-Def-REB	A	PF	ST	TO	B	Pts
@Philadelphia	45-87	.517	11-33	.333	20-27	.741	11-19-30	31	23	13	15	4	121
MILWAUKEE	49-92	.533	11-30	.367	24-33	.727	8-31-39	28	25	13	14	4	133
OKLAHOMA CITY	43-94	.457	9-32	.281	31-41	.756	15-25-40	22	18	16	12	3	126
BOSTON	39-88	.443	12-32	.375	23-25	.920	11-32-43	19	18	10	15	8	113
ORLANDO	46-91	.505	11-29	.379	19-21	.905	9-36-45	29	22	8	11	8	122
@Chicago	35-79	.443	8-26	.308	23-27	.852	7-30-37	20	21	7	15	6	101
@Portland	41-82	.500	11-30	.367	27-30	.900	11-36-47	26	23	8	19	7	120
@LA Clippers	41-85	.482	10-27	.370	26-28	.929	13-25-38	27	26	10	16	4	118
@Sacramento	54-99	.545	11-35	.314	16-21	.762	15-38-53	36	24	7	14	2	135
@Utah	46-87	.529	12-35	.343	24-30	.800	11-40-51	31	22	4	15	6	128
@Phoenix	45-96	.469	12-32	.375	10-18	.556	10-27-37	31	23	15	10	5	112
@Washington	48-97	.495	12-38	.316	21-29	.724	13-27-40	34	20	5	9	8	129
TORONTO	40-87	.460	13-40	.325	26-33	.788	12-38-50	29	23	6	8	2	119
CHARLOTTE	48-88	.545	19-42	.452	14-18	.778	10-27-37	30	17	12	14	7	129
ORLANDO	43-91	.473	13-37	.351	25-28	.893	11-38-49	29	21	4	8	9	124
LA LAKERS	41-95	.432	14-40	.350	17-25	.680	10-34-44	25	24	10	17	6	113
NEW YORK	38-84	.452	12-31	.387	18-26	.692	11-41-52	21	22	9	14	9	106
DETROIT	46-95	.484	15-40	.375	18-28	.643	10-34-44	20	21	11	8	4	125
PHOENIX	41-93	.441	13-37	.351	17-20	.850	6-35-41	25	29	9	12	4	112
@Houston	39-90	.433	15-21	.294	26-30	.867	12-25-37	24	18	11	14	4	119
MINNESOTA	44-102	.431	12-38	.316	23-33	.697	9-38-47	29	24	8	7	7	123
CHICAGO	56-119	.471	21-48	.438	35-48	.729	11-51-62	30	30	10	17	5	168
@Chicago	47-92	.511	8-27	.296	16-21	.762	9-33-42	25	20	6	14	5	118
@Miami	44-79	.557	9-23	.391	17-24	.708	7-33-40	23	24	9	19	7	114
SAN ANTONIO	44-89	.494	10-33	.303	13-18	.722	6-33-49	27	23	4	16	9	111
BROOKLYN	33-86	.384	15-44	.341	33-54	.611	15-39-54	21	23	7	14	3	114
NEW ORLEANS	45-101	.446	18-41	.439	8-8	1.000	5-37-42	29	17	6	8	9	116
MEMPHIS	38-89	.427	14-40	.350	21-26	.808	9-26-35	28	17	8	14	6	111
@Boston	44-93	.473	13-36	.361	28-37	.757	11-35-46	30	21	10	14	7	129
@Orlando	33-85	.388	9-37	.243	26-33	.788	10-45-55	21	15	12	15	3	101
HOUSTON	40-78	.513	19-47	.404	22-30	.733	6-31-37	28	17	13	14	2	121
UTAH	43-94	.457	10-32	.313	18-26	.692	14-35-49	25	24	12	14	3	114
PHILADELPHIA	42-91	.462	10-23	.435	33-39	.846	14-38-52	21	15	7	14	4	127
@New Orleans	39-83	.470	12-34	.353	30-40	.750	8-37-45	28	23	10	24	6	120
PORTLAND	45-96	.469	9-32	.281	19-22	.864	10-45-55	19	9	4	9	4	118
MILWAUKEE	48-116	.414	17-55	.309	22-23	.957	22-49-71	30	20	6	16	3	135
@San Antonio	42-80	.525	14-30	.367	19-22	.864	4-41-45	23	17	6	17	6	117
PHILADELPHIA	45-98	.459	10-31	.323	22-38	.579	26-31-57	27	24	8	13	4	122
@Orlando	56-92	.609	18-37	.486	19-25	.760	9-45-54	35	24	11	19	4	149
@Milwaukee	40-91	.440	9-41	.220	26-34	.765	11-50-61	19	23	8	14	10	135
INDIANA	45-98	.459	12-30	.400	33-39	.846	13-30-43	22	28	12	8	7	135

2018-19 REVIEW

MISCELLANEOUS NUMBERS

HAWKS SEASON SUPERLATIVES

ATL FGM HIGH	ATL FGM LOW	ATL FGA HIGH	ATL FGA LOW
61 v/CHI, 3-1-19	27 v/CHI, 10-27-18	123 v/CHI, 3-1-19	79 two times
56 v/OKC, 1-15-19	31 @IND, 11-17-18	118 v/MIL, 3-31-19	80 four times
52 two times	32 two times	108 v/MIN, 2-27-19	81 two times
ATL FG% HIGH	**ATL FG% LOW**	**ATL FT% HIGH**	**ATL FT% LOW**
.622 (56-90) v/OKC, 1-15-19	.321 (27-84) v/CHI, 10-27-18	.929 (13-14) two times	.520 (13-25) v/TOR, 2-7-19
.556 (45-81) @PHI, 1-11-19	.344 (32-93) @CHA, 11-28-18	.895 (17-19) v/LAC, 11-19-18	.526 (10-19) @MIL, 4-7-19
.553 (47-85) @BKN, 12-16-18	.348 (32-92) @DEN, 11-15-18	.885 (23-26) @NOP, 3-26-19	.583 (21-36) @MEM, 10-19-18
ATL FTM HIGH	**ATL FTM LOW**	**ATL FTA HIGH**	**ATL FTA LOW**
32 two times	7 @ORL, 3-17-19	40 v/DET, 11-9-18	10 @ORL, 3-17-19
31 v/IND, 4-10-19	8 two times	39 v/WAS, 12-18-18	11 v/CHA, 11-25-18
30 v/DET, 11-9-18	10 four times	38 two times	13 three times
ATL HIGH REBS	**ATL LOW REBS**	**ATL HIGH ASSTS**	**ATL LOW ASSTS**
65 v/MIN, 2-27-19	31 @MIL, 1-4-19	38 @BKN, 12-16-18	17 two times
61 v/IND, 4-10-19	33 two times	36 two times	19 three times
59 two times	34 v/TOR, 11-21-18	35 v/MEM, 3-13-19	20 seven times
ATL HIGH STLS	**ATL LOW STLS**	**ATL HIGH TOs**	**ATL LOW TOs**
16 @ORL, 4-5-19	1 v/MIN, 2-27-19	27 @TOR, 1-8-19	9 two times
15 two times	2 @MIL, 4-7-19	24 seven times	10 three times
13 five times	3 v/MIL, 1-13-19	23 @CLE, 10-30-18	11 six times
ATL HIGH PTS	**ATL LOW PTS**	**ATL HIGH 3FGM**	**ATL LOW 3FGM**
161 v/CHI, 3-1-19	85 v/CHI, 10-27-18	22 three times	5 v/GSW, 12-3-18
142 v/OKC, 1-15-19	89 @IND, 11-17-18	21 @CHI, 3-3-19	6 four times
137 @WAS, 2-4-19	91 two times	20 two times	7 v/DET, 11-9-18

OPPONENTS SEASON SUPERLATIVES

OPP FGM HIGH	OPP FGM LOW	OPP FGA HIGH	OPP FGA LOW
56 two times	31 v/MIA, 1-6-19	119 v/CHI, 3-1-19	75 @DAL, 12-12-18
55 @MIL, 1-4-19	33 two times	116 v/MIL, 3-31-19	77 v/NYK, 11-7-18
54 @SAC, 1-30-19	34 two times	102 v/MIN, 2-27-19	78 v/HOU, 3-19-19
OPP FG% HIGH	**OPP FG% LOW**	**OPP FT% HIGH**	**OPP FT% LOW**
.609 (56-92) @ORL, 4-5-19	.356 (31-87) v/MIA, 1-6-19	1.000 (8-8) v/NOP, 3-10-19	.553 (21-38) @MIN, 12-28-18
.585 (48-82) v/GSW, 12-3-18	.371 (36-97) v/DEN, 12-8-18	.957 (22-23) v/MIL, 3-31-19	.556 three times
.564 (53-94) @DEN, 11-15-18	.384 (33-86) v/BKN, 3-9-19	.952 (20-21) @GSW, 11-13-18	.579 (22-38) v/PHI, 4-3-19
OPP FTM HIGH	**OPP FTM LOW**	**OPP FTA HIGH**	**OPP FTA LOW**
37 v/LAC, 11-19-18	8 v/NOP, 3-10-19	54 v/BKN, 3-9-19	8 v/NOP, 3-10-19
35 v/CHI, 3-1-19	9 @CLE, 10-21-18	48 v/CHI, 3-1-19	14 @CLE, 10-21-18
33 five times	10 two times	47 two times	14 @OKC, 11-30-18
OPP HIGH REBS	**OPP LOW REBS**	**OPP HIGH ASSTS**	**OPP LOW ASSTS**
71 v/MIL, 3-31-19	30 @PHI, 1-11-19	38 v/SAC, 11-1-18	15 v/NYK, 11-7-18
64 @PHI, 10-29-18	35 two times	36 two times	19 three times
62 v/CHI, 3-1-19	36 @DAL, 12-12-18	35 three times	20 four times
OPP HIGH STLS	**OPP LOW STLS**	**OPP HIGH TOs**	**OPP LOW TOs**
20 @MIA, 11-27-18	4 four times	24 two times	7 v/MIN, 2-27-19
18 @TOR, 1-8-19	5 two times	23 two times	8 five times
16 v/OKC, 1-15-19	6 eight times	22 two times	9 two times
OPP HIGH PTS	**OPP LOW PTS**	**OPP HIGH 3FGM**	**OPP LOW 3FGM**
168 v/CHI, 3-1-19	82 v/MIA, 1-6-19	21 v/CHI, 3-1-19	4 @CHA, 11-28-18
149 @ORL, 4-5-19	95 @DET, 12-23-18	20 v/DET, 11-9-18	5 two times
146 v/SAC, 11-1-18	97 two times	19 three times	8 three times

MISCELLANEOUS NUMBERS, CONT

2018-19 SCORING BY QUARTERS

	1	2	3	4	OT	TOT
ATL	2353	2395	2199	2272	75	9294
	(28.7)	(29.2)	(26.8)	(27.7)	(18.8)	(113.3)
OPP	2590	2376	2472	2280	70	9788
	(31.6)	(29.0)	(30.1)	(27.8)	(17.5)	(119.4)

ATTENDANCE

HOME	GP	AVERAGE
2018-19	41	15,377
Last Year	41	14,909
ROAD	**GP**	**AVERAGE**
2018-19	41	17,786
Last Year	41	17,801

2018-19 SINGLE-QUARTER HIGHS

	1	2	3	4
ATL	42 4x	45 v/OKC 1-15	45 v/WAS 12-5	45 v/OKC 1-15
OPP	46 v/CHA 2-9	49 @NYK 10-17	46 v/SAC 11-1	40 @WAS 2-4

2018-19 SINGLE-QUARTER LOWS

	1	2	3	4
ATL	13 v/NYK 2-14	15 v/MIA 1-6	13 @PHI 10-29	14 @WAS 1-2
OPP	16 v/MIA 1-6	14 @MIA 11-27	19 @ORL 3-17	17 v/DAL 10-24

BEST PERFORMANCES

HAWKS			OPPONENT	
49	Young vs. Chicago (3-1)	Points	47	LaVine vs. Chicago (3-1)
17	Young vs. Chicago (3-1)	FGM	17	LaVine vs. Chicago (3-1)
33	Young vs. Chicago (3-1)	FGA	35	LaVine vs. Chicago (3-1)
.875	(14-16), Collins at Chicago (1-23)	FG%	.909	(10-11), Temple at Memphis (10-19)
8	Young at Houston (2-25)	3FGM	9	Walker vs. Charlotte (2-9)
14	Young at Cleveland (10-21)	3FGA	17	Walker vs. Charlotte (2-9)
16	Young vs. Minnesota (2-27)	FTM	16	Hardaway Jr. vs. NYK (11-7)
17	Young vs. Minnesota (2-27)	FTA	20	Hardaway Jr. vs. NYK (11-7)
1.000	(10-10), Collins vs. Phoenix (2-23)	FT%	1.000	(13-13), Butler vs. Philadelphia (3-23)
10	Collins at Phoenix (2-2)	Offensive Rebounds	8	two times
16	Collins vs. Indiana (4-10)	Defensive Rebounds	16	Vucevic at Orlando (3-17)
25	Collins vs. Indiana (4-10)	Rebounds	21	Drummond vs. Detroit (2-22)
17	Young vs. LA Clippers (11-19)	Assists	17	Lowry vs. Toronto (11-21)
5	two times	Steals	6	two times
9	Young vs. Chicago (3-1)	TO	9	LaVine vs. Chicago (10-27)
6	Dedmon vs. Phoenix (2-23)	Blocked Shots	6	two times

HAWKS HIGH MARKS / OPPONENTS HIGH MARKS

HAWKS			OPPONENT	
161	vs. Chicago (3-1)	Points	168	vs. Chicago (3-1)
61	vs. Chicago (3-1)	FGM	56	two times
123	vs. Chicago (3-1)	FGA	119	vs. Chicago (3-1)
.622	(56-90) vs. Oklahoma City (1-15)	FG%	.609	(56-92) at Orlando (4-5)
22	three times	3FGM	21	vs. Chicago (3-1)
61	vs. Milwaukee (3-31)	3FGA	55	vs. Milwaukee (3-31)
32	two times	FTM	37	vs. LA Clippers (11-19)
40	vs. Detroit (11-9)	FTA	54	vs. Brooklyn (3-9)
.929	two times	FT%	1.000	vs. New Orleans (3-10)
22	vs. Indiana (4-10)	Offensive Rebounds	26	vs. Philadelphia (4-3)
50	vs. Chicago (3-1)	Defensive Rebounds	51	vs. Chicago (3-1)
65	vs. Minnesota (2-27)	Rebounds	71	vs. Milwaukee (3-31)
38	at Brooklyn (12-16)	Assists	38	vs. Sacramento (11-1)
16	at Orlando (4-5)	Steals	20	at Miami (11-27)
27	at Toronto (1-8)	TO	24	two times
11	vs. Denver (12-8)	Blocked Shots	10	at Milwaukee (4-7)
38	vs. LA Clippers (11-19)	Personal Fouls	32	vs. Washington (12-18)
72	vs. Toronto (11-21)	Bench Points	80	at Sacramento (1-30)

MISCELLANEOUS NUMBERS, CONT.

HAWKS RECORD BY MONTH (overall record by month appears on p. 182)

Oct/Nov	W	L	Pct.	Dec	W	L	Pct.	Jan	W	L	Pct.
Home	1	1	.500	Home	2	6	.250	Home	2	3	.400
Road	1	4	.200	Road	1	7	.125	Road	3	6	.333
Feb	**W**	**L**	**Pct.**	**Mar**	**W**	**L**	**Pct.**	**Apr**	**W**	**L**	**Pct.**
Home	3	5	.375	Home	4	6	.400	Home	1	1	.500
Road	2	2	.500	Road	3	2	.600	Road	0	3	.000

HAWKS SEASON SUPERLATIVES

		Games Scoring In				Double Figure Games		Times Leading Team In		
Player	10-19	20-29	30-39	40-49	50+	Rebs	Assts	Pts*	Rebs*	Assts*
Adams	1									1
Anderson	3	1				1		1	1	0
Bazemore	25	10	2					7	3	6
Bembry	33					3		1	7	4
Carter	26	2						3	1	
Collins	24	27	6			33		17	36	2
Davis						1			1	
Dedmon	32	3				16		2	21	6
Huerter	34	3				2		5		6
Len	32	9	1			9		5	10	
Plumlee	2									
Poythress	3								2	
Prince	26	10						9	2	1
Spellman	10					4		1	4	1
Young	34	28	8	1		2	30	31	2	64

*Also includes times tied for team lead in points, rebounds and/or assists.

Carter

MISCELLANEOUS NUMBERS, CONT.

HAWKS W/L RECORD WHEN...

When FG% is:	<40%: 1-10	40-49.9%: 18-39	50-59.9%: 9-4	>60%: 1-0
When OPP. FG% is:	<40%: 2-2	40-49.9%: 25-30	50-59.9%: 2-20	>60%: 0-1
When Leading After:	1st Qtr.: 16-14	2nd Qtr.: 20-18	3rd Qtr.: 19-3	
When Trailing After:	1st Qtr.: 12-37	2nd Qtr.: 9-32	3rd Qtr.: 7-49	
Tied After:	1st Qtr.: 1-2	2nd Qtr.: 0-3	3rd Qtr.: 3-1	4th Qtr.: 3-1

When More Rebounds than Opponent:	21-16	When Outrebounded:	8-37	Equal Rebounds:	0-0
When Better FG% Than Opponent:	20-9	When opp. FG% Is Better:	8-44	W/L When FG% Is Same:	1-0
When Better FT% Than Opponent:	17-23	When opp. FT% Is Better:	12-30	W/L When FT% Is Same:	0-0
When More FTA Than Opponent:	10-17	When opp. FTA Is More:	16-35	W/L When FTA Are Same:	3-1
Hawks Record in Back to Back Games:		1st Game: 3-9	2nd Game: 5-7		

OTHER MISCELLANEOUS NUMBERS

Most Hawks Points Scored at Half	74 two times
Fewest Hawks Points Scored at Half	38 vs. Miami (1-6)
Most Hawks Points in Second Half	76 at Washington (2-4)
Fewest Hawks Points in Second Half	33 two times
Most Opponent Points Scored at Half	81 at Orlando (4-5)
Fewest Opponent Points Scored at Half	37 vs. Miami (1-6)
Most Opponent Points in Second Half	78 at Cleveland (10-30)
Fewest Opponent Points in Second Half	38 at New York (12-21)
Highest Hawks FG% at halftime	.614 (27-44) at Minnesota (12-28)
Lowest Hawks FG% at halftime	.262 (11-42) vs. Chicago (10-27)
Highest Opponent FG% at halftime	.660 (31-40) at Orlando (4-5)
Lowest Opponent FG% at halftime	.326 (14-43) vs. Miami (1-6)
Highest Hawks Second Half FG%	.684 (26-38) at Philadelphia (1-11)
Lowest Hawks Second Half FG%	.261 (12-46) at Denver (11-15)
Highest Opponent Second Half FG%	.722 (26-36) vs. Golden State (12-3)
Lowest Opponent Second Half FG%	.294 (15-51) vs. Denver (12-8)
Most Hawks Points in Overtime	37 vs. Chicago (3-1) - 4 OT
Most Opponent Points in Overtime	44 vs. Chicago (3-1) - 4 OT
Most 20-point or more scorers in a game	4 vs. Indiana (4-10)
Most 10-point or more scorers in a game	9 at Washington (2-4)

HAWKS LOW MARKS			OPPONENTS LOW MARKS	
85	vs. Chicago (10-27)	Points	82	vs. Miami (1-6)
27	vs. Chicago (10-27)	FGM	31	vs. Miami (1-6)
79	two times	FGA	75	at Dallas (12-12)
.321	(27-84), vs. Chicago (10-27)	FG%	.356	(31-87), vs. Miami (1-6)
7	at Orlando (3-17)	FTM	8	vs. New Orleans (3-10)
10	at Orlando (3-17)	FTA	8	vs. New Orleans (3-10)
.520	(13-25), vs. Toronto (2-7)	FT%	.553	(21-38), at Minnesota (12-28)
5	four times	Offensive Rebounds	4	three times
25	two times	Defensive Rebounds	19	at Philadelphia (1-11)
31	at Milwaukee (1-4)	Rebounds	30	at Philadelphia (1-11)
17	two times	Assists	15	vs. New York (11-7)
1	vs. Minnesota (2-27)	Steals	4	four times
9	two times	TO	7	vs. Minnesota (2-27)
1	two times	Blocked Shots	1	three times
12	two times	Personal Fouls	9	vs. Portland (3-29)

MISCELLANEOUS NUMBERS, CONT.

GAMES MISSED DUE TO INJURY / ILLNESS

Jaylen Adams	2	Right ankle sprain
Justin Anderson	16	Rehab from tibial stress syndrome, left leg
Kent Bazemore	14	Right ankle sprain
	1	Left adductor strain
John Collins	15	Left ankle soreness
	1	Left ankle sprain
	3	Flu-like symptoms
	1	Load management
Dewayne Dedmon	3	Avulsion fracture, left leg
	2	Left knee soreness
	2	Left ankle sprain
	2	Right knee contusion
	6	Left ankle soreness
Tyler Dorsey	2	Left ankle sprain
	1	Left knee contusion
	1	Illness
Daniel Hamilton	4	Rehab from right rotator cuff tear
Kevin Huerter	1	Mid back pain
	2	Neck
	2	Left ankle sprain
Alex Len	1	Sore back
	2	Back strain
Miles Plumlee	46	Left knee pain
	8	Cartilage injury, left knee
Alex Poythress	2	Leftt knee sprain and bone bruise
	12	Left ankle contusion
	16	Right ankle sprain
Taurean Prince	1	Right ankle sprain
	2	Right Achilles pain
	18	Left ankle sprain
	3	Bilateral foot soreness
Omari Spellman	20	Left ankle sprain
	1	Right hip contusion
	8	Right hlp soreness

RECORDS

12 DE'ANDRE HUNTER

HAWKS YEARLY LEADERS

GAMES PLAYED

1968-69	Lou Hudson, Joe Caldwell	81
1969-70	Joe Caldwell, Walt Hazzard, Bill Bridges	82
1970-71	Walt Hazzard, Walt Bellamy, Bill Bridges	82
1971-72	Walt Bellamy, Herm Gilliam	82
1972-73	Pete Maravich	79
1973-74	Walt Bellamy, John Brown	77
1974-75	Dean Meminger	80
1975-76	Lou Hudson, Tom Henderson	81
1976-77	Ken Charles	82
1977-78	Armond Hill, Ollie Johnson	82
1978-79	Armond Hill, Tom McMillen	82
1979-80	Steve Hawes, Wayne Rollins, Jack Givens	82
1980-81	Tom McMillen	79
1981-82	Rory Sparrow	82
1982-83	Dominique Wilkins	82
1983-84	Dominique Wilkins, Mike Glenn	81
1984-85	Kevin Willis	82
1985-86	Kevin Willis, Jon Koncak-	82
1986-87	Jon Koncak, Cliff Levingston, Glenn Rivers	82
1987-88	Cliff Levingston, Randy Wittman, "Spud" Webb	82
1988-89	Reggie Theus, John Battle	82
1989-90	Anthony "Spud" Webb	82
1990-91	Moses Malone	82
1991-92	Stacey Augmon	82
1992-93	Duane Ferrell, Adam Keefe	82
1993-94	Stacey Augmon, Craig Ehlo, Jon Koncak, Andrew Lang, Ennis Whatley	82
1994-95	Andrew Lang	82
1995-96	Grant Long	82
1996-97	Christian Laettner	82
1997-98	Dikembe Mutombo	82
1998-99	Dikembe Mutombo	50
1999-00	Dikembe Mutombo, Alan Henderson	82
2000-01	Jason Terry	82
2001-02	N. Mohammed, H. Möttölä, J. Vaughn	82
2002-03	Alan Henderson	82
2003-04	Jason Terry	81
2004-05	Josh Childress	80
2005-06	Joe Johnson	82
2006-07	Shelden Williams	81
2007-08	Joe Johnson	82
2008-09	Maurice Evans, Flip Murray	80
2009-10	Al Horford, Josh Smith, Marvin Williams	81
2010-11	Zaza Pachulia	79
2011-12	Josh Smith, Jeff Teague	66
2012-13	Jeff Teague	80
2013-14	Mike Scott	80
2014-15	Dennis Schröder	77
2015-16	Al Horford	82
2016-17	Dennis Schröder	79
2017-18	Taurean Prince	82
2018-19	DeAndre' Bembry	82

MOST MINUTES

1968-69	Bill Bridges	2930
1969-70	Bill Bridges	3269
1970-71	Bill Bridges	3140
1971-72	Walt Bellamy	3187
1972-73	Pete Maravich	3089
1973-74	Pete Maravich	2903
1974-75	Tom VanArsdale	2570
1975-76	Tom Henderson	2900
1976-77	John Drew	2688
1977-78	Armond Hill	2530
1978-79	Dan Roundfield	2539
1979-80	Eddie Johnson	2622
1980-81	Eddie Johnson	2693
1981-82	Rory Sparrow	2610
1982-83	Dan Roundfield	2811
1983-84	Dominique Wilkins	2961
1984-85	Dominique Wilkins	3023
1985-86	Dominique Wilkins	3049
1986-87	Dominique Wilkins	2969
1987-88	Dominique Wilkins	2948
1988-89	Dominique Wilkins	2997
1989-90	Dominique Wilkins	2888
1990-91	Dominique Wilkins	3078
1991-92	Kevin Willis	2962
1992-93	Kevin Willis	2878
1993-94	Mookie Blaylock	2915

MOST MINUTES (CONT.)

1994-95	Mookie Blaylock	3069
1995-96	Grant Long	3008
1996-97	Christian Laettner	3140
1997-98	Dikembe Mutombo	2917
1998-99	Dikembe Mutombo	1829
1999-00	Dikembe Mutombo	2984
2000-01	Jason Terry	3089
2001-02	Jason Terry	2967
2002-03	Shareef Abdur-Rahim	3087
2003-04	Jason Terry	3018
2004-05	Al Harrington	2550
2005-06	Joe Johnson	3340
2006-07	Josh Smith	2647
2007-08	Joe Johnson	3343
2008-09	Joe Johnson	3124
2009-10	Josh Smith	2886
2010-11	Al Horford	2704
2011-12	Josh Smith	2329
2012-13	Al Horford	2756
2013-14	Jeff Teague	2542
2014-15	Kyle Korver	2418
2015-16	Paul Millsap	2647
2016-17	Dennis Schröder	2485
2017-18	Taurean Prince	2464
2018-19	Trae Young	2503

MOST FIELD GOALS MADE

1968-69	Lou Hudson	716
1969-70	Lou Hudson	830
1970-71	Lou Hudson	829
1971-72	Lou Hudson	775
1972-73	Lou Hudson	816
1973-74	Pete Maravich	819
1974-75	Tom VanArsdale	544
1975-76	John Drew	586
1976-77	John Drew	689
1977-78	John Drew	593
1978-79	John Drew	650
1979-80	Eddie Johnson	590
1980-81	Eddie Johnson	573
1981-82	John Drew	465
1982-83	Dominique Wilkins	601
1983-84	Dominique Wilkins	684
1984-85	Dominique Wilkins	853
1985-86	Dominique Wilkins	888
1986-87	Dominique Wilkins	828
1987-88	Dominique Wilkins	909
1988-89	Dominique Wilkins	814
1989-90	Dominique Wilkins	810
1990-91	Dominique Wilkins	770
1991-92	Kevin Willis	591
1992-93	Dominique Wilkins	741
1993-94	Kevin Willis	627
1994-95	Mookie Blaylock	509
1995-96	Steve Smith	494
1996-97	Christian Laettner	548
1997-98	Steve Smith	489
1998-99	Mookie Blaylock	247
1999-00	Jim Jackson	507
2000-01	Jason Terry	596
2001-02	Shareef Abdur-Rahim	598
2002-03	Shareef Abdur-Rahim	566
2003-04	Stephen Jackson	536
2004-05	Al Harrington	453
2005-06	Joe Johnson	632
2006-07	Joe Johnson	536
2007-08	Joe Johnson	647
2008-09	Joe Johnson	620
2009-10	Joe Johnson	635
2010-11	Joe Johnson	514
2011-12	Josh Smith	504
2012-13	Al Horford	576
2013-14	Paul Millsap	483
2014-15	Al Horford	519
2015-16	Al Horford	529
2016-17	Dennis Schröder	548
2017-18	Dennis Schröder	500
2018-19	Trae Young	525

HAWKS YEARLY LEADERS, CONT.

MOST FIELD GOALS ATTEMPTED

1968-69	Lou Hudson	1455
1969-70	Lou Hudson	1564
1970-71	Lou Hudson	1713
1971-72	Lou Hudson	1540
1972-73	Pete Maravich	1788
1973-74	Pete Maravich	1791
1974-75	Tom VanArsdale	1269
1975-76	Lou Hudson	1205
1976-77	John Drew	1416
1977-78	John Drew	1236
1978-79	John Drew	1375
1979-80	Eddie Johnson	1212
1980-81	Eddie Johnson	1136
1981-82	Eddie Johnson	1011
1982-83	Dominique Wilkins	1220
1983-84	Dominique Wilkins	1429
1984-85	Dominique Wilkins	1891
1985-86	Dominique Wilkins	1897
1986-87	Dominique Wilkins	1787
1987-88	Dominique Wilkins	1957
1988-89	Dominique Wilkins	1756
1989-90	Dominique Wilkins	1672
1990-91	Dominique Wilkins	1640
1991-92	Kevin Willis	1224
1992-93	Dominique Wilkins	1584
1993-94	Kevin Willis	1257
1994-95	Mookie Blaylock	1198
1995-96	Steve Smith	1143
1996-97	Mookie Blaylock	1159
1997-98	Steve Smith	1101
1998-99	Mookie Blaylock	651
1999-00	Jim Jackson	1235
2000-01	Jason Terry	1367
2001-02	Shareef Abdur-Rahim	1297
2002-03	Glenn Robinson	1248
2003-04	Stephen Jackson	1261
2004-05	Antoine Walker	1013
2005-06	Joe Johnson	1395
2006-07	Joe Johnson	1139
2007-08	Joe Johnson	1497
2008-09	Joe Johnson	1420
2009-10	Joe Johnson	1386
2010-11	Joe Johnson	1161
2011-12	Josh Smith	1101
2012-13	Josh Smith	1182
2013-14	Paul Millsap	1047
2014-15	Al Horford	965
2015-16	Paul Millsap	1066
2016-17	Dennis Schröder	1214
2017-18	Dennis Schröder	1146
2018-19	Trae Young	1256

FIELD GOAL PERCENTAGE

(MINIMUM 300 FG MADE, 241 IN 2011-12)

1968-69	Joe Caldwell	.507
1969-70	Lou Hudson	.531
1970-71	Walt Bellamy	.493
1971-72	Walt Bellamy	.545
1972-73	Bob Christian	.548
1973-74	Lou Hudson	.500
1974-75	Mike Sojourner	.488
1975-76	John Drew	.502
1976-77	Joe C. Meriweather	.526
1977-78	Tom McMillen	.493
1978-79	Wayne Rollins	.535
1979-80	Wayne Rollins	.558
1980-81	Dan Roundfield	.527
1981-82	Wayne Rollins	.584
1982-83	Mike Glenn	.518
1983-84	Mike Glenn	.563
1984-85	Mike Glenn	.588
1985-86	Cliff Levingston	.534
1986-87	Wayne Rollins	.546
1987-88	Cliff Levingston	.557

FIELD GOAL PERCENTAGE (CONT.)

1988-89	Cliff Levingston	.528
1989-90	Kevin Willis	.519
1990-91	Kevin Willis	.504
1991-92	Duane Ferrell	.524
1992-93	Kevin Willis	.506
1993-94	Stacey Augmon	.510
1994-95	Grant Long	.479
1995-96	Stacey Augmon	.491
1996-97	Dikembe Mutombo	.527
1997-98	Dikembe Mutombo	.537
1998-99	Dikembe Mutombo	.512
1999-00	Dikembe Mutombo	.562
2000-01	Dikembe Muombo	.477
2001-02	Shareef Abdur-Rahim/Nazr Mohammed	.461
2002-03	Shareef Abdur-Rahim	.478
2003-04	Shareef Abdur-Rahim	.485
2004-05	Josh Childress	.470
2005-06	Joe Johnson	.453
2006-07	Joe Johnson	.471
2007-08	Josh Childress	.571
2008-09	Al Horford	.525
2009-10	Al Horford	.551
2010-11	Al Horford	.557
2011-12	Jeff Teague	.476
2012-13	Al Horford	.543
2013-14	Mike Scott	.479
2014-15	Al Horford	.538
2015-16	Al Horford/Thabo Sefolosha	.505
2016-17	Dwight Howard	.633
2017-18	John Collins	.576
2018-19	John Collins	.560

MOST 3-PT FIELD GOALS MADE

1979-80	Eddie Johnson	5
	James McElroy	5
1980-81	Eddie Johnson	6
1981-82	Eddie Johnson	7
1982-83	Eddie Johnson	14
	Wes Matthews	14
1983-84	Eddie Johnson	16
1984-85	Dominique Wilkins	25
1985-86	Dominique Wilkins	13
1986-87	Mike McGee	86
1987-88	Dominique Wilkins	38
1988-89	Glenn Rivers	43
1989-90	Dominique Wilkins	59
1990-91	Glenn Rivers	88
1991-92	Paul Graham	55
1992-93	Dominique Wilkins	120
1993-94	Mookie Blaylock	114
1994-95	Mookie Blaylock	199
1995-96	Mookie Blaylock	231
1996-97	Mookie Blaylock	221
1997-98	Steve Smith	97
1998-99	Mookie Blaylock	77
1999-00	Jim Jackson	117
2000-01	Jason Terry	124
2001-02	Jason Terry	172
2002-03	Jason Terry	160
2003-04	Jason Terry	146
2004-05	Antoine Walker	85
2005-06	Joe Johnson	128
2006-07	Joe Johnson	119
2007-08	Joe Johnson	169
2008-09	Mike Bibby	167
2009-10	Jamal Crawford	163
2010-11	Jamal Crawford	119
2011-12	Joe Johnson	125
2012-13	Kyle Korver	189
2013-14	Kyle Korver	185
2014-15	Kyle Korver	221
2015-16	Kyle Korver	158
2016-17	Tim Hardaway Jr.	149
2017-18	Taurean Prince	176
2018-19	Trae Young	156

HAWKS YEARLY LEADERS, CONT.

MOST 3-PT FIELD GOALS ATTEMPTED

1979-80	Eddie Johnson	13
1980-81	Charlie Criss	21
1981-82	Eddie Johnson	30
1982-83	Wes Matthews	48
1983-84	Eddie Johnson	43
1984-85	Dominique Wilkins	81
1985-86	Dominique Wilkins	70
1986-87	Mike McGee	229
1987-88	Dominique Wilkins	129
1988-89	Glenn Rivers	124
1989-90	Dominique Wilkins	183
1990-91	Glenn Rivers	262
1991-92	Paul Graham	141
1992-93	Dominique Wilkins	316
1993-94	Mookie Blaylock	341
1994-95	Mookie Blaylock	555
1995-96	Mookie Blaylock	623
1996-97	Mookie Blaylock	604
1997-98	Mookie Blaylock	334
1998-99	Mookie Blaylock	251
1999-00	Jim Jackson	303
2000-01	Jason Terry	314
2001-02	Jason Terry	444
2002-03	Jason Terry	431
2003-04	Stephen Jackson	427
2004-05	Antoine Walker	268
2005-06	Joe Johnson	360
2006-07	Joe Johnson	312
2007-08	Joe Johnson	444
2008-09	Mike Bibby	428
2009-10	Jamal Crawford	427
2010-11	Jamal Crawford	349
2011-12	Joe Johnson	322
2012-13	Kyle Korver	414
2013-14	Kyle Korver	392
2014-15	Kyle Korver	449
2015-16	Kyle Korver	396
2016-17	Tim Hardaway Jr.	417
2017-18	Taurean Prince	457
2018-19	Trae Young	482

3-PT PERCENTAGE

MINIMUM 55 3FG MADE, 45 IN 2011-12

1979-80	Eddie Johnson (5-13)	.385
1980-81	Eddie Johnson (6-20)	.300
1981-82	Mike Glenn (1-2)	.500
1982-83	Eddie Johnson (14-41)	.341
1983-84	Mike Glenn (1-2)	.500
1984-85	Glenn Rivers (15-36)	.417
1985-86	Scott Hastings (3-4)	.750
1986-87	Mike McGee	.376
1987-88	Cliff Levingston (1-2)	.500
1988-89	Glenn Rivers (43-124)	.347
1989-90	Dominique Wilkins	.322
1990-91	Dominique Wilkins	.341
1991-92	Paul Graham	.390
1992-93	Dominique Wilkins	.380
1993-94	Craig Ehlo	.348
1994-95	Mookie Blaylock	.359
1995-96	Mookie Blaylock/Craig Ehlo	.371
1996-97	Henry James	.420
1997-98	Eldridge Recasner	.419
1998-99	Steve Smith	.338
1999-00	Jim Jackson	.386
2000-01	Jason Terry	.395
2001-02	Jason Terry	.387
2002-03	Jason Terry	.371
2003-04	Jason Terry	.347
2004-05	Tony Delk	.356
2005-06	Tyronn Lue	.457
2006-07	Joe Johnson	.381
2007-08	Joe Johnson	.381
2008-09	Maurice Evans	.395
2009-10	Mike Bibby	.389
2010-11	Mike Bibby	.441
2011-12	Willie Green	.442
2012-13	Kyle Korver	.457
2013-14	Kyle Korver	.472
2014-15	Kyle Korver	.492
2015-16	Jeff Teague	.400
2016-17	Kyle Korver	.409

3-PT PERCENTAGE (CONT.)

2017-18	Kent Bazemore	.394
2018-19	Taurean Prince	.390

MOST FREE THROWS MADE

1968-69	Zelmo Beaty	370
1969-70	Joe Caldwell	379
1970-71	Pete Maravich	404
1971-72	Pete Maravich	355
1972-73	Pete Maravich	485
1973-74	Pete Maravich	469
1974-75	John Drew	388
1975-76	John Drew	488
1976-77	John Drew	412
1977-78	John Drew	437
1978-79	John Drew	495
1979-80	John Drew	489
1980-81	John Drew	454
1981-82	John Drew	364
1982-83	Dan Roundfield	337
1983-84	Dominique Wilkins	382
1984-85	Dominique Wilkins	486
1985-86	Dominique Wilkins	577
1986-87	Dominique Wilkins	607
1987-88	Dominique Wilkins	541
1988-89	Moses Malone	561
1989-90	Moses Malone	493
1990-91	Dominique Wilkins	476
1991-92	Dominique Wilkins	294
1992-93	Dominique Wilkins	519
1993-94	Stacey Augmon	333
1994-95	Steve Smith	295
1995-96	Christian Laettner	324
1996-97	Christian Laettner	359
1997-98	Steve Smith	389
1998-99	Dikembe Mutombo	195
1999-00	Dikembe Mutombo	298
2000-01	Jason Terry	303
2001-02	Shareef Abdur-Rahim	419
2002-03	Shareef Abdur-Rahim	455
2003-04	Shareef Abdur-Rahim	294
2004-05	Al Harrington	236
2005-06	Zaza Pachulia	297
2006-07	Zaza Pachulia	293
2007-08	Marvin Williams	336
2008-09	Joe Johnson	299
2009-10	Jamal Crawford	270
2010-11	Josh Smith	229
2011-12	Josh Smith	203
2012-13	Jeff Teague	199
2013-14	Jeff Teague	318
2014-15	Jeff Teague	275
2015-16	Paul Millsap	309
2016-17	Paul Millsap	311
2017-18	Dennis Schröder	225
2018-19	Trae Young	343

MOST FREE THROWS ATTEMPTED

1968-69	Zelmo Beaty	506
1969-70	Joe Caldwell	551
1970-71	Walt Bellamy	556
1971-72	Walt Bellamy	581
1972-73	Pete Maravich	606
1973-74	Pete Maravich	568
1974-75	John Drew	544
1975-76	John Drew	656
1976-77	John Drew	577
1977-78	John Drew	575
1978-79	John Drew	677
1979-80	John Drew	646
1980-81	John Drew	577
1981-82	John Drew	491
1982-83	Dan Roundfield	450
1983-84	Dominique Wilkins	496
1984-85	Dominique Wilkins	603
1985-86	Dominique Wilkins	705
1986-87	Dominique Wilkins	742
1987-88	Dominique Wilkins	655

HAWKS YEARLY LEADERS, CONT.

MOST FREE THROWS ATTEMPTED (CONT.)

1988-89	Moses Malone	711
1989-90	Moses Malone	631
1990-91	Dominique Wilkins	574
1991-92	Kevin Willis	363
1992-93	Dominique Wilkins	627
1993-94	Stacey Augmon	436
1994-95	Steve Smith	349
1995-96	Christian Laettner	396
1996-97	Christian Laettner	440
1997-98	Steve Smith	455
1998-99	Dikembe Mutombo	285
1999-00	Dikembe Mutombo	421
2000-01	Jason Terry	358
2001-02	Shareef Abdur-Rahim	523
2002-03	Shareef Abdur-Rahim	541
2003-04	Shareef Abdur-Rahim	334
2004-05	Al Harrington	351
2005-06	Zaza Pachulia	404
2006-07	Josh Smith	387
2007-08	Josh Smith	469
2008-09	Joe Johnson	362
2009-10	Josh Smith	422
2010-11	Josh Smith	316
2011-12	Josh Smith	322
2012-13	Josh Smith	321
2013-14	Paul Millsap	391
2014-15	Paul Millsap	337
2015-16	Paul Millsap	408
2016-17	Dwight Howard	424
2017-18	Dennis Schröder	265
2018-19	Trae Young	414

FREE THROW PERCENTAGE

(MINIMUM 125 FT MADE, 101 IN 2011-12)

1968-69	Lou Hudson	.777
1969-70	Butch Beard	.828
1970-71	Len Chappell	.811
1971-72	Herm Gilliam	.838
1972-73	Lou Hudson	.825
1973-74	Lou Hudson	.836
1974-75	John Wetzel	.883
1975-76	Lou Hudson	.814
1976-77	Lou Hudson	.840
1977-78	Ollie Johnson	.854
1978-79	Tom McMillen	.891
1979-80	Armond Hill	.849
1980-81	Charlie Criss	.865
1981-82	Tom McMillen	.824
1982-83	Mike Glenn	.831
1983-84	Johnny Davis	.848
1984-85	Mike Glenn	.816
1985-86	Scott Hastings	.857
1986-87	Glenn Rivers	.828
1987-88	Wayne Rollins	.875
1988-89	Anthony "Spud" Webb	.867
1989-90	Anthony "Spud" Webb	.871
1990-91	Anthony "Spud" Webb	.868
1991-92	Kevin Willis	.804
1992-93	Dominique Wilkins	.828
1993-94	Duane Ferrell	.783
1994-95	Steve Smith	.845
1995-96	Steve Smith	.826
1996-97	Steve Smith	.847
1997-98	Christian Laettner	.864
1998-99	Steve Smith	.849
1999-00	Jim Jackson	.877
2000-01	Jason Terry	.846
2001-02	Jason Terry	.835
2002-03	Jason Terry	.887
2003-04	Shareef Abdur-Rahim	.880
2004-05	Tyronn Lue	.871
2005-06	Joe Johnson	.791
2006-07	Tyronn Lue	.883
2007-08	Joe Johnson	.834
2008-09	Joe Johnson	.826
2009-10	Jamal Crawford	.857
2010-11	Jamal Crawford	.854
2011-12	Joe Johnson	.849
2012-13	Jeff Teague	.881
2013-14	Lou Williams	.849
2014-15	Jeff Teague	.862
2015-16	Jeff Teague	.837
2016-17	Dennis Schröder	.855

FREE THROW PERCENTAGE (CONT.)

2017-18	Dennis Schröder	.849
2018-19	Jeremy Lin	.845

MOST DEFENSIVE REBOUNDS

1973-74	Jim Washington	528
1974-75	John Drew	479
1975-76	John Drew	374
1976-77	John Drew	395
1977-78	Steve Hawes	510
1978-79	Dan Roundfield	539
1979-80	Dan Roundfield	544
1980-81	Dan Roundfield	403
1981-82	Dan Roundfield	494
1982-83	Dan Roundfield	621
1983-84	Dan Roundfield	515
1984-85	Kevin Willis	345
1985-86	Kevin Willis	461
1986-87	Kevin Willis	528
1987-88	Wayne Rollins	317
1988-89	Moses Malone	570
1989-90	Moses Malone	448
1990-91	Dominique Wilkins	471
1991-92	Kevin Willis	840
1992-93	Kevin Willis	693
1993-94	Kevin Willis	628
1994-95	Grant Long	405
1995-96	Grant Long	540
1996-97	Dikembe Mutombo	661
1997-98	Dikembe Mutombo	656
1998-99	Dikembe Mutombo	418
1999-00	Dikembe Mutombo	853
2000-01	Dikembe Mutombo	505
2001-02	Shareef Abdur-Rahim	498
2002-03	Shareef Abdur-Rahim	502
2003-04	Shareef Abdur-Rahim	354
2004-05	Antoine Walker	371
2005-06	Al Harrington	391
2006-07	Josh Smith	456
2007-08	Al Horford	537
2008-09	Al Horford	479
2009-10	Al Horford	563
2010-11	Al Horford	536
2011-12	Josh Smith	496
2012-13	Al Horford	562
2013-14	Paul Millsap	473
2014-15	Paul Millsap	431
2015-16	Paul Millsap	534
2016-17	Dwight Howard	644
2017-18	Dewayne Dedmon	389
2018-19	John Collins	376

HAWKS YEARLY LEADERS, CONT.

MOST ASSISTS

1968-69	Joe Caldwell	320
1969-70	Walt Hazzard	561
1970-71	Walt Hazzard	514
1971-72	Pete Maravich	393
1972-73	Pete Maravich	546
1973-74	Pete Maravich	396
1974-75	Dean Meminger	397
1975-76	Tom Henderson	374
1976-77	Armond Hill	403
1977-78	Armond Hill	427
1978-79	Armond Hill	480
1979-80	Armond Hill	424
1980-81	Eddie Johnson	407
1981-82	Rory Sparrow	424
1982-83	Eddie Johnson	318
1983-84	Eddie Johnson	326
1984-85	Eddie Johnson	566
1985-86	Glenn Rivers	443
1986-87	Glenn Rivers	823
1987-88	Glenn Rivers	747
1988-89	Glenn Rivers	525
1989-90	Anthony "Spud" Webb	477
1990-91	Anthony "Spud" Webb	417
1991-92	Rumeal Robinson	446
1992-93	Mookie Blaylock	671
1993-94	Mookie Blaylock	789
1994-95	Mookie Blaylock	616
1995-96	Mookie Blaylock	478
1996-97	Mookie Blaylock	463
1997-98	Mookie Blaylock	469
1998-99	Mookie Blaylock	278
1999-00	Jason Terry	346
2000-01	Jason Terry	403
2001-02	Jason Terry	444
2002-03	Jason Terry	600
2003-04	Jason Terry	437
2004-05	Josh Childress	151
2005-06	Joe Johnson	536
2006-07	Joe Johnson	249
2007-08	Joe Johnson	474
2008-09	Joe Johnson	455
2009-10	Joe Johnson	369
2010-11	Joe Johnson	338
2011-12	Jeff Teague	321
2012-13	Jeff Teague	579
2013-14	Jeff Teague	528
2014-15	Jeff Teague	513
2015-16	Jeff Teague	470
2016-17	Dennis Schröder	499
2017-18	Dennis Schröder	417
2018-19	Trae Young	653

MOST REBOUNDS

1968-69	Bill Bridges	1132
1969-70	Bill Bridges	1181
1970-71	Bill Bridges	1233
1971-72	Walt Bellamy	1049
1972-73	Walt Bellamy	964
1973-74	Walt Bellamy	740
1974-75	John Drew	836
1975-76	John Drew	660
1976-77	John Drew	675
1977-78	Steve Hawes	690
1978-79	Dan Roundfield	865
1979-80	Dan Roundfield	837
1980-81	Dan Roundfield	634
1981-82	Dan Roundfield	721
1982-83	Dan Roundfield	880
1983-84	Dan Roundfield	721
1984-85	Cliff Levingston	566
1985-86	Kevin Willis	704
1986-87	Kevin Willis	849
1987-88	Kevin Willis	547
1988-89	Moses Malone	956
1989-90	Moses Malone	812
1990-91	Dominique Wilkins	732
1991-92	Kevin Willis	1258

MOST REBOUNDS (CONT.)

1992-93	Kevin Willis	1028
1993-94	Kevin Willis	963
1994-95	Grant Long	595
1995-96	Grant Long	788
1996-97	Dikembe Mutombo	929
1997-98	Dikembe Mutombo	932
1998-99	Dikembe Mutombo	610
1999-00	Dikembe Mutombo	1157
2000-01	Dikembe Mutombo	693
2001-02	Shareef Abdur-Rahim	696
2002-03	Shareef Abdur-Rahim	677
2003-04	Stephen Jackson	370
2004-05	Josh Childress	482
2005-06	Zaza Pachulia	613
2006-07	Josh Smith	621
2007-08	Al Horford	785
2008-09	Al Horford	624
2009-10	Al Horford	799
2010-11	Al Horford	718
2011-12	Josh Smith	632
2012-13	Al Horford	757
2013-14	Paul Millsap	627
2014-15	Paul Millsap	570
2015-16	Paul Millsap	732
2016-17	Dwight Howard	940
2017-18	John Collins	541
2018-19	John Collins	595

REBOUND AVERAGE

1968-69	Bill Bridges	14.2
1969-70	Bill Bridges	14.4
1970-71	Bill Bridges	15.0
1971-72	Walt Bellamy	12.8
1972-73	Walt Bellamy	13.2
1973-74	Jim Washington	10.1
1974-75	John Drew	10.7
1975-76	John Drew	8.6
1976-77	John Drew	9.1
1977-78	Steve Hawes	9.2
1978-79	Dan Roundfield	10.8
1979-80	Dan Roundfield	10.3
1980-81	Dan Roundfield	10.1
1981-82	Dan Roundfield	11.8
1982-83	Dan Roundfield	11.4
1983-84	Dan Roundfield	9.9
1984-85	Cliff Levingston	7.6
1985-86	Kevin Willis	8.6
1986-87	Kevin Willis	10.5
1987-88	Kevin Willis	7.3
1988-89	Moses Malone	11.8
1989-90	Moses Malone	10.0
1990-91	Dominique Wilkins	9.0
1991-92	Kevin Willis	15.5
1992-93	Kevin Willis	12.9
1993-94	Kevin Willis	12.0
1994-95	Grant Long	7.5
1995-96	Grant Long	9.6
1996-97	Dikembe Mutombo	11.6
1997-98	Dikembe Mutombo	11.4
1998-99	Dikembe Mutombo	12.2
1999-00	Dikembe Mutombo	14.1
2000-01	Dikembe Mutombo	14.1
2001-02	Shareef Abdur-Rahim	9.0
2002-03	Shareef Abdur-Rahim	8.4
2003-04	Stephen Jackson	4.6
2004-05	Josh Smith	6.2
2005-06	Zaza Pachulia	7.9
2006-07	Josh Smith	8.6
2007-08	Al Horford	9.7
2008-09	Zaza Pachulia	5.7
2009-10	Al Horford	9.9
2010-11	Al Horford	9.3
2011-12	Josh Smith	9.6
2012-13	Al Horford	10.2
2013-14	Paul Millsap	8.5
2014-15	Paul Millsap	7.8
2015-16	Paul Millsap	9.0
2016-17	Dwight Howard	12.7
2017-18	Dewayne Dedmon	7.9
2018-19	John Collins	9.8

HAWKS YEARLY LEADERS, CONT.

OFFENSIVE REBOUNDS

1973-74	Walt Bellamy	264
1974-75	John Drew	357
1975-76	John Drew	286
1976-77	John Drew	280
1977-78	John Drew	213
1978-79	Dan Roundfield	326
1979-80	Dan Roundfield	293
1980-81	Dan Roundfield	231
1981-82	Dan Roundfield	227
1982-83	Dan Roundfield	259
1983-84	Dominique Wilkins	254
1984-85	Cliff Levingston	230
1985-86	Dominique Wilkins	261
1986-87	Kevin Willis	321
1987-88	Kevin Willis	235
1988-89	Moses Malone	386
1989-90	Moses Malone	364
1990-91	Moses Malone	271
1991-92	Kevin Willis	418
1992-93	Kevin Willis	335
1993-94	Kevin Willis	335
1994-95	Grant Long	190
1995-96	Grant Long	248
1996-97	Dikembe Mutombo	268
1997-98	Dikembe Mutombo	276
1998-99	Dikembe Mutombo	192
1999-00	Dikembe Mutombo	304
2000-01	Dikembe Mutombo	188
2001-02	Nazr Mohammed	242
2002-03	Shareef Abdur-Rahim	175
2003-04	Shareef Abdur-Rahim	141
2004-05	Josh Childress	195
2005-06	Zaza Pachulia	264
2006-07	Zaza Pachulia	199
2007-08	Al Horford	248
2008-09	Zaza Pachulia	173
2009-10	Al Horford	236
2010-11	Al Horford	182
2011-12	Zaza Pachulia	154
2012-13	Al Horford	195
2013-14	Paul Millsap	154
2014-15	Paul Millsap	139
2015-16	Paul Millsap	198
2016-17	Dwight Howard	296
2017-18	John Collins	176
2018-19	John Collins	219

MOST PERSONAL FOULS

1968-69	Bill Bridges	290
1969-70	Bill Bridges	292
1970-71	Bill Bridges	317
1971-72	Don Adams	259
1972-73	George Trapp	274
1973-74	Pete Maravich	261
1974-75	John Drew	274
1975-76	John Drew	261
1976-77	Joe C. Meriweather	324
1977-78	Wayne Rollins	326
1978-79	Dan Roundfield	358
1979-80	Wayne Rollins	322
1980-81	Steve Hawes	289
1981-82	Wayne Rollins	285
1982-83	Wayne Rollins	294
1983-84	Wayne Rollins	294
1984-85	Glenn Rivers	250
1985-86	Jon Koncak	296
1986-87	Kevin Willis	313
1987-88	Cliff Levingston	287
1988-89	Cliff Levingston	270
1989-90	Kevin Willis	259
1990-91	Jon Koncan	265
1991-92	Blair Rasmussen	233
1992-93	Jon Koncan, Kevin Willis	264
1993-94	Kevin Willis	250
1994-95	Andrew Lang	271

MOST PERSONAL FOULS (CONT.)

1995-96	Christian Laettner	276
1996-97	Christian Laettner	277
1997-98	Dikembe Mutombo	254
1998-99	Dikembe Mutombo	145
1999-00	Dikembe Mutombo	248
2000-01	Lorenzen Wright	232
2001-02	Nazr Mohammed	252
2002-03	Theo Ratliff	271
2003-04	Stephen Jackson	216
2004-05	Al Harrington	249
2005-06	Al Harrington	301
2006-07	Zaza Pachulia	267
2007-08	Josh Smith	269
2008-09	Zaza Pachulia	208
2009-10	Josh Smith	240
2010-11	Josh Smith	217
2011-12	Zaza Pachulia/Josh Smith	172
2012-13	Jeff Teague	181
2013-14	Paul Millsap	210
2014-15	Paul Millsap	201
2015-16	Paul Millsap	237
2016-17	Dwight Howard	203
2017-18	John Collins	215
2018-19	Dewayne Dedmon	214

MOST DISQUALIFICATIONS

1968-69	Zelmo Beaty	7
1969-70	Bill Bridges	6
1970-71	Bill Bridges	7
1971-72	Don Adams	5
1972-73	George Trapp	11
1973-74	John Brown	10
1974-75	Mike Sojourner	10
1975-76	John Drew	11
1976-77	Joe C. Meriweather	21
1977-78	John Brown	18
1978-79	Wayne Rollins, John Drew	19
1979-80	Wayne Rollins	12
1980-81	Steve Hawes	13
1981-82	John Drew	6
1982-83	Wayne Rollins	10
1983-84	Wayne Rollins	9
1984-85	Glenn Rivers	7
1985-86	Jon Koncak	10
1986-87	Glenn Rivers	5
1987-88	Antoine Carr	7
1988-89	Glenn Rivers	6
1989-90	Koncak, Carr, Willis	4
1990-91	Duane Ferrell	3
1991-92	Paul Graham	3
1992-93	Jon Koncak	6
1993-94	Kevin Willis, Andrew Lang	2
1994-95	Andrew Lang	4
1995-96	Christian Laettner	7
1996-97	Christian Laettner	8
1997-98	Christian Laettner	6
1998-99	Dikembe Mutombo, Steve Smith	2
1999-00	Henderson, Mutombo, Rider, Wright	3
2000-01	Chris Crawford, Hanno Mottola	3
2001-02	Hanno Mottola	5
2002-03	Theo Ratliff	3
2003-04	Chris Crawford	4
2004-05	Tony Delk	3
2005-06	Zaza Pachulia	6
2006-07	Pachulia, Smith, Wright	4
2007-08	Josh Smith	6
2008-09	Evans, Pachulia, Smith	1
2009-10	Randolph Morris, Zaza Pachulia	2
2010-11	Kirk Hinrich	2
2011-12	Josh Smith	3
2012-13	Al Horford	2
2013-14	Paul Millsap	3
2014-15	DeMarre Carroll/Kyle Korver	1
2015-16	Bazemore/Millsap/Teague	2
2016-17	Kent Bazemore/Dwight Howard	2
2017-18	John Collins	4
2018-19	Dewayne Dedmon	6

HAWKS YEARLY LEADERS, CONT.

MOST STEALS

1973-74	Lou Hudson	160
1974-75	John Drew	119
1975-76	John Drew	138
1976-77	Ken Charles	141
1977-78	Armond Hill	151
1978-79	John Drew	128
1979-80	Eddie Johnson	120
1980-81	Eddie Johnson	126
1981-82	Eddie Johnson	102
1982-83	Dominique Wilkins	84
1983-84	Glenn Rivers	127
1984-85	Glenn Rivers	163
1985-86	Dominique Wilkins	138
1986-87	Glenn Rivers	171
1987-88	Glenn Rivers	140
1988-89	Glenn Rivers	181
1989-90	Dominique Wilkins	126
1990-91	Glenn Rivers	148
1991-92	Stacey Augmon	124
1992-93	Mookie Blaylock	203
1993-94	Mookie Blaylcok	212
1994-95	Mookie Blaylock	200
1995-96	Mookie Blaylock	212
1996-97	Mookie Blaylock	212
1997-98	Mookie Blaylock	183
1998-99	Mookie Blaylock	99
1999-00	Jason Terry	90
2000-01	Jason Terry	104
2001-02	Jason Terry	144
2002-03	Jason Terry	126
2003-04	Stephen Jackson	142
2004-05	Al Harrington	85
2005-06	Joe Johnson	103
2006-07	Josh Smith	101
2007-08	Josh Smith	123
2008-09	Mike Bibby	98
2009-10	Josh Smith	130
2010-11	Josh Smith	99
2011-12	Jeff Teague	106
2012-13	Jeff Teague	117
2013-14	Paul Millsap	129
2014-15	Paul Millsap	130
2015-16	Paul Millsap	147
2016-17	Thabo Sefolosha	96
2017-18	Kent Bazemore	100
2018-19	DeAndre' Bembry	105

MOST BLOCKED SHOTS

1973-74	Jim Washington	74
1974-75	Mike Sojourner	57
1975-76	Dwight Jones	61
1976-77	Joe C. Meriweather	82
1977-78	Wayne Rollins	218
1978-79	Wayne Rollins	254
1979-80	Wayne Rollins	244
1980-81	Dan Roundfield	119
1981-82	Wayne Rollins	224
1982-83	Wayne Rollins	343
1983-84	Wayne Rollins	277
1984-85	Wayne Rollins	167
1985-86	Wayne Rollins	167
1986-87	Wayne Rollins	140
1987-88	Wayne Rollins	132
1988-89	Moses Malone	100
1989-90	Moses Malone	84
1990-91	Dominique Wilkins	65
1991-92	Jon Koncak	67
1992-93	Jon Koncak	100
1993-94	Jon Koncak	125
1994-95	Andrew Lang	144
1995-96	Christian Laettner	71
1996-97	Dikembe Mutombo	264
1997-98	Dikembe Mutombo	277
1998-99	Dikembe Mutombo	147
1999-00	Dikembe Mutombo	269
2000-01	Dikembe Mutombo	137
2001-02	Shareef Abdur-Rahim	81
2002-03	Theo Ratliff	262
2003-04	Theo Ratliff	166
2004-05	Josh Smith	144

MOST BLOCKED SHOTS (CONT.)

2005-06	Josh Smith	208
2006-07	Josh Smith	207
2007-08	Josh Smith	227
2008-09	Josh Smith	111
2009-10	Josh Smith	172
2010-11	Josh Smith	120
2011-12	Josh Smith	115
2012-13	Josh Smith	136
2013-14	Elton Brand	88
2014-15	Al Horford	98
2015-16	Paul Millsap	139
2016-17	Dwight Howard	92
2017-18	John Collins	80
2018-19	Dewayne Dedmon	71

MOST POINTS

1968-69	Lou Hudson	1770
1969-70	Lou Hudson	2031
1970-71	Lou Hudson	2039
1971-72	Lou Hudson	1899
1972-73	Pete Maravich	2063
1973-74	Pete Maravich	2107
1974-75	John Drew	1442
1975-76	John Drew	1660
1976-77	John Drew	1790
1977-78	John Drew	1623
1978-79	John Drew	1795
1979-80	John Drew	1559
1980-81	John Drew	1454
1981-82	John Drew	1298
1982-83	Dan Roundfield	1464
1983-84	Dominique Wilkins	1750
1984-85	Dominique Wilkins	2217
1985-86	Dominique Wilkins	2366
1986-87	Dominique Wilkins	2294
1987-88	Dominique Wilkins	2397
1988-89	Dominique Wilkins	2099
1989-90	Dominique Wilkins	2138
1990-91	Dominique Wilkins	2101
1991-92	Kevin Willis	1480
1992-93	Dominique Wilkins	2121
1993-94	Kevin Willis	1531
1994-95	Mookie Blaylock	1373
1995-96	Steve Smith	1446
1996-97	Christian Laettner	1486
1997-98	Steve Smith	1464
1998-99	Steve Smith	672
1999-00	Jim Jackson	1317
2000-01	Jason Terry	1619
2001-02	Shareef Abdur-Rahim	1636
2002-03	Shareef Abdur-Rahim	1608
2003-04	Stephen Jackson	1450
2004-05	Josh Childress	807
2005-06	Joe Johnson	1653
2006-07	Joe Johnson	1426
2007-08	Joe Johnson	1779
2008-09	Joe Johnson	1688
2009-10	Joe Johnson	1619
2010-11	Joe Johnson	1312
2011-12	Josh Smith	1239
2012-13	Josh Smith	1327
2013-14	Paul Millsap	1328
2014-15	Paul Millsap	1218
2015-16	Paul Millsap	1385
2016-17	Dennis Schröder	1414
2017-18	Dennis Schröder	1301
2018-19	Trae Young	1549

SCORING AVERAGE

(MINIMUM 70 GAMES OR 1400 POINTS, 57 GAMES OR 1127 POINTS IN 2011-12)

1968-69	Lou Hudson	21.9
1969-70	Lou Hudson	25.4
1970-71	Lou Hudson	26.8
1971-72	Lou Hudson	24.7
1972-73	Lou Hudson	27.1
1973-74	Pete Maravich	27.7

HAWKS YEARLY LEADERS, CONT.

SCORING AVERAGE (CONT.)

1974-75	John Drew	18.5
1975-76	John Drew	21.6
1976-77	John Drew	24.2
1977-78	John Drew	23.2
1978-79	John Drew	22.7
1979-80	John Drew	19.5
1980-81	John Drew	21.7
1981-82	Dan Roundfield	18.6
1982-83	Dan Roundfield	19.0
1983-84	Dominique Wilkins	21.6
1984-85	Dominique Wilkins	27.4
1985-86	Dominique Wilkins	30.3
1986-87	Dominique Wilkins	29.0
1987-88	Dominique Wilkins	30.7
1988-89	Dominique Wilkins	26.2
1989-90	Dominique Wilkins	26.7
1990-91	Dominique Wilkins	25.9
1991-92	Kevin Willis	18.3
1992-93	Dominique Wilkins	29.9
1993-94	Kevin Willis	19.1
1994-95	Mookie Blaylock	17.2
1995-96	Steve Smith	18.1
1996-97	Steve Smith	20.1
1997-98	Steve Smith	20.1
1998-99	Steve Smith	18.7
1999-00	Jim Jackson	16.7
2000-01	Jason Terry	19.7
2001-02	Shareef Abdur-Rahim	21.2
2002-03	Glenn Robinson	20.8
2003-04	Stephen Jackson	18.1
2004-05	Josh Childress	10.1
2005-06	Joe Johnson	20.2
2006-07	Joe Johnson	25.0
2007-08	Joe Johnson	21.7
2008-09	Joe Johnson	21.4
2009-10	Joe Johnson	21.3
2010-11	Joe Johnson	18.2
2011-12	Joe Johnson/Josh Smith	18.8
2012-13	Josh Smith	17.5
2013-14	Paul Millsap	17.9
2014-15	Paul Millsap	16.7
2015-16	Paul Millsap	17.1
2016-17	Paul Millsap	18.1
2017-18	Dennis Schröder	19.4
2018-19	John Collins	19.5

John Collins

HAWKS INDIVIDUAL RECORDS (*) NBA Record

Category	Player	Opponent	Years/Date
MOST POINTS			
Career 23,292	Dominique Wilkins		1982-94
Season 2,397	Dominique Wilkins		1987-88
Game 57	Dominique Wilkins	vs. Chicago	12-10-86
	Dominique Wilkins	vs. New Jersey	4-10-86
	Lou Hudson	vs. Chicago at Auburn, AL	11-10-69
	Bob Pettit	at Detroit	2-18-61
Half 36	Dominique Wilkins	vs. Sacramento	2-16-88
Quarter 28	Dominique Wilkins	vs. Sacramento	2-16-88
Overtime 13	Steve Smith	vs. Washington	1-24-97
	Joe Caldwell	vs. Cincinnati	2-18-70
HIGHEST SCORING AVERAGE			
Career 26.4	Dominique Wilkins		1982-94
26.4	Bob Pettit		1954-65
Season 30.7	Dominique Wilkins		1987-88
MOST FIELD GOALS MADE			
Career 8,752	Dominique Wilkins		1982-94
Season 909	Dominique Wilkins		1987-88
Game 25	Lou Hudson	vs. Chicago at Auburn, AL	11-10-69
	Bob Pettit	at Detroit	2-08-61
Half 15	Lou Hudson	vs. Chicago at Auburn, AL	11-10-69
	John Drew	vs. Denver	12-20-78
Quarter 12	Cliff Hagan	at New York	2-04-58
MOST FIELD GOALS ATTEMPTED			
Career 18,743	Dominique Wilkins		1982-94
Season 1,957	Dominique Wilkins		1987-88
Game 43	Bob Pettit	at Philadelphia	12-06-61
Half 30	Bob Pettit	at Philadelphia	12-06-61
Quarter 19	Bob Pettit	at Philadelphia	12-06-61
HIGHEST FIELD GOAL PERCENTAGE			
Career .566	John Collins		2017-
Season .588	Mike Glenn		1984-85
MOST 3-POINT FIELD GOALS MADE			
Career 1,050	Mookie Blaylock		1992-99
Season 231	Mookie Blaylock		1995-96
Game 9	Steve Smith	vs. Seattle	3-14-97
Half 8	Kyle Korver	vs. Boston	1-25-13
Quarter 7	Henry James	vs. New Jersey	4-15-97
	Steve Smith	vs. Seattle	3-14-97
MOST 3-POINT FIELD GOALS ATTEMPTED			
Career 3,023	Mookie Blaylock		1992-99
Season 623	Mookie Blaylock		1995-96
Game 18	Taurean Prince	vs. Philadelphia	4-10-18
Half 11	Mookie Blaylock	vs. Cleveland	3-01-96
Quarter 9	Henry James	vs. New Jersey	4-15-97
MOST FREE THROWS MADE			
Career 6,182	Bob Pettit		1954-65
Season 607	Dominique Wilkins		1986-87
Game 23	Dominique Wilkins	vs. Chicago	12-08-92
Half 16	Pete Maravich	at Chicago	1-09-73
Quarter 14	Pete Maravich	vs. Buffalo	11-28-73

HAWKS INDIVIDUAL RECORDS, CONT. (*) NBA Record

Category	Player	Opponent	Years/Date
MOST FREE THROWS ATTEMPTED			
Career 8,119	Bob Pettit		1954-65
Season 901	Bob Pettit		1961-62
Game 28	John Drew	at Phoenix	4-05-77
Half 18	John Drew	at Phoenix	2-09-78
	John Drew	at Phoenix	4-05-77
Quarter 16	Pete Maravich	at Chicago	1-02-73
CONSECUTIVE FREE THROWS MADE			
Season 50	Kyle Korver		2014-15
Game (*) 23	Dominique Wilkins	vs. Chicago	12-08-92
HIGHEST FREE THROW PERCENTAGE			
Career .887	Kyle Korver		2012-17
Season .898	Kyle Korver		2014-15
MOST REBOUNDS			
Career 12,849	Bob Pettit		1954-65
Season 1,540	Bob Pettit	(with St. Louis)	1960-61
1,258	Kevin Willis	(with Atlanta)	1991-92
Game 35	Bob Pettit	vs. Cincinnati	3-02-58
	Bob Pettit	vs. Minneapolis at New York	1-04-56
Half 21	Bob Pettit	vs. Cincinnati	3-02-58
Quarter 15	Zelmo Beaty	vs. Boston	2-14-69
MOST OFFENSIVE REBOUNDS			
Career 2,615	Kevin Willis		1984-94, 2004-05
Season 418	Kevin Willis		1991-92
Game 16	Kevin Willis	vs. Washington	2-19-92
16	Walt Bellamy	vs. Buffalo	12-11-73
Half 11	Kevin Willis	vs. Washington	2-19-92
Quarter 7	Zaza Pachulia	at Milwaukee	2-23-13
MOST DEFENSIVE REBOUNDS			
Career 4,717	Kevin Willis		1984-94, 2004-05
Season 853	Dikembe Mutombo		1999-00
Game 20	Dikembe Mutombo	vs. Orlando	1-06-01
20	Kevin Willis	vs. Dallas	12-03-91
Half 15	Kevin Willis	vs. Seattle	2-03-92
Quarter 12	Kevin Willis	vs. Seattle	2-03-92
HIGHEST REBOUNDING AVERAGE			
Career 16.2	Bob Pettit		1954-65
Season 20.3	Bob Pettit		1960-61
MOST ASSISTS			
Career 3,866	Glenn Rivers		1983-91
Season 823	Glenn Rivers		1986-87
Game 23	Mookie Blaylock	vs. Utah	3-06-93
Half 16	Glenn Rivers	vs. Phoenix	3-08-88
Quarter 11	John McCarthy	vs. Detroit	3-08-60
HIGHEST ASSISTS AVERAGE			
Career 7.3	Mookie Blaylock		1992-99
Season 10.0	Glenn Rivers		1986-87
MOST STEALS			
Career 1,321	Mookie Blaylock		1992-99
Season 212	Mookie Blaylock		1993-94, 1995-96, 1996-97
Game 10	Mookie Blaylock	vs. Philadelphia	4-14-98
Half 7	Mookie Blaylock	vs. Minnesota	3-01-94
Quarter 6	Mookie Blaylock	vs. Minnesota	3-01-94

HAWKS INDIVIDUAL RECORDS, CONT. (*) NBA Record

Category		Player	Opponent	Years/Date
MOST BLOCKED SHOTS				
Career	2,283	Wayne Rollins		1977-88
Season	343	Wayne Rollins		1982-83
Game	12	Wayne Rollins	vs. Portland	2-21-79
Half	8	Josh Smith	vs. Philadelphia	2-04-08
	8	Wayne Rollins	vs. Cleveland	3-29-83
Quarter	6	Josh Smith	vs. Philadelphia	2-04-08
	6	Antoine Carr	vs. New York	3-11-88
	6	Wayne Rollins	vs. New Jersey	12-03-82
MOST TURNOVERS				
Career	2,286	Dominique Wilkins		1982-95
Season	267	Joe Johnson		2005-06
Game	(*) 14	John Drew	at New Jersey	3-01-78
Half	9	John Drew	at New Jersey	3-01-78
Quarter	6	Trae Young	at Houston	3-19-19
	6	Joe Johnson	at Philadelphia	3-22-06
	6	John Drew	at New Jersey	3-01-78
MOST MINUTES PLAYED				
Career	32,545	Dominique Wilkins		1982-94
Season	3,343	Joe Johnson		2007-08
MOST GAMES PLAYED				
Career	882	Dominique Wilkins		1982-95
Season	82	achieved 61 times		
MOST PERSONAL FOULS				
Career	2,924	Wayne Rollins		1977-88
Season	366	Bill Bridges		1967-68
Game	(*) 8	Don Otten	Tri-Cities at Sheboygen	11-24-49
MOST DISQUALIFICATIONS				
Career	88	Wayne Rollins		1977-88
Season	21	Joe C. Meriweather		1976-77

TEAM RECORDS (*) NBA Record

Category		Opponent	Years/Date
MOST POINTS			
Season	9,646		1969-70
Game	155	at San Diego	2-11-70
	155	vs. New York	1-24-60
Half	97	at San Diego	2-11-70
Quarter	54	at San Diego	2-11-70
Overtime (in a single OT)	20	at Detroit	1-27-12
	20	vs. Toronto	4-02-08
MOST FIELD GOALS MADE			
Season	3,817		1969-70
Game	65	vs. Detroit	12-06-60
Half	40	at San Antonio	11-27-79
Quarter	23	vs. Detroit	12-06-60
MOST FIELD GOALS ATTEMPTED			
Season	8,003		1972-73
Game	134	at Philadelphia	12-06-61
Half	68	vs. Chicago	10-28-61
Quarter	36	vs. New York	1-24-60

Category		Opponent	Years/Date
HIGHEST SCORING AVERAGE			
Season	117.6		1969-70
HIGHEST FIELD GOAL PCT.			
Season	.490		1985-86
MOST FREE THROWS MADE			
Season	2,120		1970-71
Game	49	vs. Detroit	3-07-59
Half	31	vs. New York	12-14-57
Quarter	(*) 26	at Milwaukee	3-03-91
MOST FREE THROWS ATTEMPTED			
Season	2,975		1970-71
Game	64	vs. Boston	2-15-70
Half	40	at Phoenix	2-09-78
Quarter	29	vs. Syracuse	12-21-57
HIGHEST FREE THROW PCT.			
Season	.800		1988-89

TEAM RECORDS, CONT. (*) NBA Record

Category		Opponent	Years/Date
MOST 3-PT. FIELD GOALS MADE			
Season	1067		2018-19
Game	22	three times	
Half	13	three times	
Quarter	10	two times	
MOST 3-PT. FIELD GOALS ATTEMPTED			
Season	3,034		2018-19
Game	61	vs. Milwaukee	3-31-19
Half	32	vs. Milwaukee	3-31-19
Quarter	17	three times	
MOST REBOUNDS			
Season	4,599		1968-69
Game	102	vs. New York	12-14-57
Half	55	vs. New York	12-14-57
Quarter	35	vs. New York	12-14-57
MOST OFFENSIVE REBOUNDS**			
Season	1,441		1974-75
Game	36	at Buffalo	11-13-73
Half	22	vs. New York	1-03-87
Quarter	12	vs. Cleveland	2-04-79
MOST DEFENSIVE REBOUNDS**			
Season	2,825		2018-19
Game	50	vs. Chicago	3-01-19
Half	28	vs. Cleveland	2-29-80
Quarter	16	at Chicago	1-10-75
MOST ASSISTS			
Season	2,846		1980-81
Game	47	vs. New York	1-24-60
Half	34	at Washington	3-05-75
Quarter	25	at San Diego	2-11-70
MOST PERSONAL FOULS			
Season	2,470		1977-78
MOST DISQUALIFICATIONS			
Season	80		1977-78
Game	5	at Utah	2-19-86
MOST STEALS**			
Season	916		1977-78
Game	23	at Philadelphia	4-09-97
Half	14	at Philadelphia	4-09-97
		at Philadelphia	1-19-77
Quarter	8	vs. Indiana	3-06-92
MOST BLOCKED SHOTS**			
Season	665		1982-83
Game	19	vs. Chicago	11-23-82
Half	12	vs. New York	3-11-88
Quarter	9	vs. New York	3-11-88

Category		Opponent	Years/Date
MOST TURNOVERS**			
Season	1,523		1978-79
Game	40	vs. Chicago	10-23-68
Half	20	vs. Detroit	1-04-78
Quarter	13	at New Orleans	11-29-03
FEWEST POINTS			
Season	4,315		1998-99
Game	57	Milwaukee vs. Boston at Providence, R.I.	2-27-55
	ATL-era 58	at Chicago	1-14-13
First Half	20	at Chicago	1-14-13
Second Half	25	vs. New Orleans	1-21-11
	25	vs. Orlando	11-26-09
	25	vs. Cleveland	11-09-04
First Quarter	7	at L.A. Lakers	1-09-04
Second Quarter	5	at Chicago	1-14-13
Third Quarter	8	at Chicago	2-20-07
		vs. Minnesota	12-06-07
Fourth Quarter	8	at Cleveland	1-05-05
		at Golden State	11-05-03
		vs. Minnesota	3-01-94
Overtime	0	vs. Miami (3rd OT)	1-05-12
LOWEST SCORING AVERAGE			
Season	86.3		1998-99
FEWEST FIELD GOALS MADE			
Season	1,539		1998-99
Game	20	at Cleveland	4-10-99
FEWEST FIELD GOALS ATTEMPTED			
Season	3,760		1998-99
Game	57	vs. Cleveland	3-04-97
LOWEST FIELD GOAL PERCENTAGE			
Season	.409		1998-99
FEWEST FREE THROWS MADE			
Season	1,025		2011-12
Game	(*)1	vs. Orlando	4-01-18
FEWEST FREE THROWS ATTEMPTED			
Season	1,385		2011-12
Game	1	vs. Orlando	4-01-18
LOWEST FREE THROW PERCENTAGE			
Season	.686		1951-52, 1952-53
FEWEST REBOUNDS			
Season	2,175		1998-99
Game	21	at Milwaukee	3-06-00

**Statistics in these areas were not kept prior to 1973-74. For the top team season highs and lows in every category, see pg. 100.

TEAM RECORDS, CONT. (*) NBA Record

Category	Opponent	Years/Date
FEWEST OFFENSIVE REBOUNDS**		
Season 652		2011-12
FEWEST DEFENSIVE REBOUNDS**		
Season 1,499		1998-99
FEWEST ASSISTS		
Season 782		1998-99
Game....5	vs. New York	4-28-99
FEWEST PERSONAL FOULS		
Season 987		1998-99

Category	Opponent	Years/Date
FEWEST DISQUALIFICATIONS		
Season 2		2014-15
FEWEST STEALS**		
Season 346		1998-99
Game....0	three times	
FEWEST BLOCKED SHOTS**		
Season 33		1973-74
Game....0	many times, most recently: at Detroit (3-31-15)	

**Statistics in these areas were not kept prior to 1973-74. For the top three team season highs and lows in every category, see pg. 102.

ALL-TIME CAREER LEADERS *all St. Louis years @ years spent in St. Louis/Atlanta

GAMES PLAYED

Dominique Wilkins	882	1982-94
Wayne Rollins	814	1977-88
* Bob Pettit	792	1954-65
Kevin Willis	753	1984-94, 04-05
* Cliff Hagan	745	1956-66
@ Lou Hudson	730	1968-77
Jon Koncak	717	1985-95
@ Bill Bridges	683	1962-71
Josh Smith	676	2004-13
Eddie Johnson	619	1977-86

MINUTES PLAYED

Dominique Wilkins	32,545	1982-94
* Bob Pettit	30,590	1954-65
@ Lou Hudson	25,825	1968-77
@ Bill Bridges	23,574	1962-71
Josh Smith	23,078	2004-13
Kevin Willis	22,588	1984-94, 04-05
* Cliff Hagan	21,731	1956-66
Wayne Rollins	20,763	1977-88
Joe Johnson	19,733	2005-12
* Lenny Wilkens	19,552	1960-68

AVERAGE MINUTES (MIN. 100 GMS)

* Mel Hutchins	40.2	1951-53
Joe Johnson	38.8	2005-12
* Bob Pettit	38.8	1954-65
Shareef Abdur-Rahim	38.0	2001-04
Al Harrington	37.5	2004-06
Pete Maravich	37.2	1970-74
Mookie Blaylock	37.1	1992-99
Dominique Wilkins	36.9	1982-94
Steve Smith	36.7	1994-99
Dikembe Mutombo	36.2	1996-01

TOTAL POINTS

Dominique Wilkins	23,292	1982-94
* Bob Pettit	20,880	1954-65
@ Lou Hudson	16,049	1968-77

TOTAL POINTS (cont.)

* Cliff Hagan	13,447	1956-66
John Drew	12,621	1974-82
Joe Johnson	10,606	2005-12
Kevin Willis	10,582	1984-94, 04-05
Josh Smith	10,371	2004-13
Eddie Johnson	9,631	1977-86
@ Zelmo Beaty	8,727	1962-69

SCORING AVERAGE (MIN. 100 GMS)

Dominique Wilkins	26.4	1982-94
* Bob Pettit	26.4	1954-65
Pete Maravich	24.3	1970-74
@ Lou Hudson	22.0	1968-77
John Drew	21.2	1974-82
Joe Johnson	20.9	2005-12
Shareef Abdur-Rahim	20.4	2001-04
* Clyde Lovellette	19.3	1958-62
Steve Smith	18.6	1994-99
Al Harrington	18.1	2004-06

FIELD GOALS MADE

Dominique Wilkins	8,752	1982-94
* Bob Pettit	7,349	1954-65
@ Lou Hudson	6,570	1968-77
* Cliff Hagan	5,239	1956-66
John Drew	4,545	1974-82
Kevin Willis	4,382	1984-94, 04-05
Josh Smith	4,030	2004-13
Joe Johnson	4,007	2005-12
Eddie Johnson	3,801	1977-86
Al Horford	3,544	2007-16

FIELD GOALS ATTEMPTED

Dominique Wilkins	18,743	1982-94
* Bob Pettit	16,872	1954-65
@ Lou Hudson	13,501	1968-77
* Cliff Hagan	11,630	1956-66
John Drew	9,660	1974-82
Joe Johnson	8,929	2005-12
Kevin Willis	8,707	1984-94, 04-05
Josh Smith	8,674	2004-13
Eddie Johnson	7,957	1977-86
@ Bill Bridges	7,490	1962-71

ALL-TIME CAREER LEADERS *all St. Louis years @ years spent in St. Louis/Atlanta

FIELD GOAL PCT. (Minimum 500 FGM)

John Collins	.566	2017-
Mike Glenn	.553	1981-85
Al Horford	.535	2007-16
Dikembe Mutombo	.529	1996-01
Wayne Rollins	.529	1977-88
Cliff Levingston	.528	1984-90
Josh Childress	.522	2004-08
Antoine Carr	.516	1984-90
Walt Bellamy	.508	1969-74
Dewayne Dedmon	.507	2017-19

MOST 3-PT. FIELD GOALS MADE

Mookie Blaylock	1,050	1992-99
Joe Johnson	908	2005-12
Kyle Korver	818	2012-17
Jason Terry	648	1999-04
Steve Smith	549	1994-99
Dominique Wilkins	500	1982-94
Mike Bibby	475	2008-11
Kent Bazemore	453	2014-19
Jeff Teague	420	2009-16
Taurean Prince	332	2016-19

MOST 3-PT. FIELD GOALS ATTEMPTED

Mookie Blaylock	3,023	1992-99
Joe Johnson	2,502	2005-12
Kyle Korver	1,811	2012-17
Jason Terry	1,767	1999-04
Steve Smith	1,630	1994-99
Dominique Wilkins	1,587	1982-94
Kent Bazemore	1,277	2014-19
Mike Bibby	1,195	2008-11
Jeff Teague	1,184	2009-16
Dennis Schröder	985	2013-18

MOST FREE THROWS MADE

* Bob Pettit	6,182	1954-65
Dominique Wilkins	5,288	1982-94
John Drew	3,527	1974-82
* Cliff Hagan	2,969	1956-66
@ Lou Hudson	2,909	1968-77
* Lenny Wilkens	2,633	1960-68
* Zelmo Beaty	2,207	1962-69
@ Bill Bridges	2,147	1962-71
Josh Smith	2,044	2004-13
Glenn Rivers	2,008	1983-91

MOST FREE THROWS ATTEMPTED

* Bob Pettit	8,119	1954-65
Dominique Wilkins	6,506	1982-94
John Drew	4,743	1974-82
* Cliff Hagan	3,722	1956-66
@ Lou Hudson	3,659	1968-77
* Lenny Wilkens	3,478	1960-68
Josh Smith	3,125	2004-13
@ Bill Bridges	3,099	1962-71
@ Zelmo Beaty	2,952	1962-69
Kevin Willis	2,570	1984-94, 2004-05

HIGHEST FREE THROW PCT

(Minimum 200 FTM)

Kyle Korver	.887	2012-17
Salim Stoudamire	.882	2005-08
Glenn Robinson	.876	2002-03
Jim Jackson	.872	1999-00
Tyronn Lue	.870	2004-08
Lou Williams	.857	2012-14
Jamal Crawford	.856	2009-11
Reggie Theus	.851	1988-89
Jason Terry	.845	1999-04
Steve Smith	.844	1994-99

TOTAL REBOUNDS

* Bob Pettit	12,849	1954-65
@ Bill Bridges	8,656	1962-71
Kevin Willis	7,332	1984-94, 2004-05
Dominique Wilkins	6,119	1982-94
Wayne Rollins	5,994	1977-88
@ Zelmo Beaty	5,622	1962-69
Josh Smith	5,407	2004-13
Al Horford	5,144	2007-16
* Cliff Hagan	5,116	1956-66
Dan Roundfield	4,658	1978-84

MOST OFFENSIVE REBOUNDS

Kevin Willis	2,615	1984-94, 2004-05
Dominique Wilkins	2,531	1982-94
Wayne Rollins	1,902	1977-88
John Drew	1,878	1974-82
Dan Roundfield	1,542	1978-84
Josh Smith	1,409	2004-13
Al Horford	1,377	2007-16
Zaza Pachulia	1,247	2005-13
Dikembe Mutombo	1,228	1996-01
Cliff Levingston	1,177	1984-90

MOST DEFENSIVE REBOUNDS

Kevin Willis	4,717	1984-94, 2004-05
Wayne Rollins	4,092	1977-88
Josh Smith	3,998	2004-13
Al Horford	3,767	2007-16
Dominique Wilkins	3,588	1982-94
Dan Roundfield	3,116	1978-84
Dikembe Mutombo	3,093	1996-01
Jon Koncak	2,583	1985-95
John Drew	2,555	1974-82
Steve Hawes	2,244	1976-83

REBOUNDING AVERAGE (Minimum 100 games)

* Bob Pettit	16.2	1954-65
@ Bill Bridges	12.7	1962-71
Dikembe Mutombo	12.6	1996-01
Walt Bellamy	12.2	1969-74
* Mel Hutchins	11.6	1951-53
@ Zelmo Beaty	11.2	1962-69
Dan Roundfield	10.7	1978-84
Moses Malone	10.0	1988-91
Kevin Willis	9.7	1984-94, 2004-05
* Clyde Lovellette	9.6	1958-62

MOST ASSISTS

Glenn Rivers	3,866	1983-91
Mookie Blaylock	3,764	1992-99
Eddie Johnson	3,207	1977-86
* Lenny Wilkens	3,049	1960-68
Jeff Teague	2,671	2009-16
Joe Johnson	2,653	2005-12
* Bob Pettit	2,369	1954-65
Dominique Wilkins	2,321	1982-94
* Cliff Hagan	2,242	1956-66
Jason Terry	2,230	1999-04

ALL-TIME CAREER LEADERS, CONT. *all St. Louis years @ years spent in St. Louis/Atlanta

MOST STEALS

Mookie Blaylock	1,321	1992-99
Dominique Wilkins	1,245	1982-94
Glenn Rivers	1,166	1983-91
John Drew	859	1974-82
Josh Smith	857	2004-13
Eddie Johnson	741	1977-86
Jeff Teague	613	2009-16
Jason Terry	588	1999-04
Kevin Willis	581	1984-94, 2004-05
Stacey Augmon	570	1991-96

MOST PERSONAL FOULS

Wayne Rollins	2,924	1977-88
@ Bill Bridges	2,575	1962-71
* Cliff Hagan	2,547	1956-66
* Bob Pettit	2,526	1954-65
Kevin Willis	2,364	1984-94, 2004-05
Jon Koncak	2,248	1985-95
John Drew	2,216	1974-82
@ Lou Hudson	2,110	1968-77
@ Zelmo Beaty	2,002	1962-69
Josh Smith	1,915	2004-13

MOST BLOCKED SHOTS

Wayne Rollins	2,283	1977-88
Josh Smith	1,440	2004-13
Dikembe Mutombo	1,094	1996-01
Jon Koncak	747	1985-95
Dan Roundfield	716	1978-84
Al Horford	697	2007-16
Dominique Wilkins	588	1982-94
Theo Ratliff	436	2001-04
Kevin Willis	425	1984-94, 2004-05
Cliff Levingston	371	1984-90

MOST DISQUALIFICATIONS

Wayne Rollins	88	1977-88
John Drew	76	1974-82
* Charles Share	74	1953-60
@ Zelmo Beaty	65	1962-69
@ Bill Bridges	61	1962-71
John Brown	49	1973-80
Armond Hill	39	1976-84
* Lenny Wilkens	38	1960-68
Jon Koncak	37	1985-95
Dan Roundfield	36	1978-84

ALL-TIME SEASON LEADERS * St. Louis Hawks players

GAMES PLAYED

* Zelmo Beaty	82	1967-68
Bill Bridges	82	1969-70
Joe Caldwell	82	1969-70
Walt Hazzard	82	1969-70
Jim Davis	82	1969-70
Walt Hazzard	82	1970-71
Walt Bellamy	82	1970-71
Bill Bridges	82	1970-71
Walt Bellamy	82	1971-72
Herm Gilliam	82	1971-72
Ken Charles	82	1976-77
Armond Hill	82	1977-78
Ollie Johnson	82	1977-78
Armond Hill	82	1978-79
Tom McMillen	82	1978-79
Steve Hawes	82	1979-80
Wayne Rollins	82	1979-80
Jack Givens	82	1979-80
Rory Sparrow	82	1981-82
Dominique Wilkins	82	1982-83
Kevin Willis	82	1984-85
Kevin Willis	82	1985-86
Jon Koncak	82	1985-86
Jon Koncak	82	1986-87
Cliff Levingston	82	1986-87
Glenn Rivers	82	1986-87
Cliff Levingston	82	1987-88
Anthony Webb	82	1987-88
Randy Wittman	82	1987-88
John Battle	82	1988-89
Reggie Theus	82	1988-89
Anthony Webb	82	1989-90
Moses Malone	82	1990-91
Stacey Augmon	82	1991-92
Duane Ferrell	82	1992-93
Adam Keefe	82	1992-93
Stacey Augmon	82	1993-94
Craig Ehlo	82	1993-94
Jon Koncak	82	1993-94
Andrew Lang	82	1993-94

GAMES PLAYED (cont.)

Ennis Whatley	82	1993-94
Andrew Lang	82	1994-95
Grant Long	82	1995-96
Christian Laettner	82	1996-97
Dikembe Mutombo	82	1997-98
Alan Henderson	82	1999-00
Dikembe Mutombo	82	1999-00
Jason Terry	82	2000-01
Nazr Mohammed	82	2001-02
Hanno Möttölä	82	2001-02
Jacque Vaughn	82	2001-02
Alan Henderson	82	2002-03
Joe Johnson	82	2005-06
Joe Johnson	82	2007-08
Al Horford	82	2015-16
Taurean Prince	82	2017-18
DeAndre' Bembry	82	2018-19

MOST MINUTES PLAYED

Joe Johnson	3,343	2007-08
Joe Johnson	3,340	2005-06
*Bob Pettit	3,296	1963-64
*Bob Pettit	3,282	1961-62
Bill Bridges	3,269	1969-70
*Bill Bridges	3,197	1967-68
Walt Bellamy	3,187	1971-72
Lenny Wilkens	3,169	1967-68
Bill Bridges	3,140	1970-71
Christian Laettner	3,140	1996-97

ALL-TIME SEASON LEADERS, CONT. * St. Louis Hawks players

TOTAL POINTS

* Bob Pettit	2,429	1961-62
Dominique Wilkins	2,397	1987-88
Dominique Wilkins	2,366	1985-86
Dominique Wilkins	2,294	1986-87
* Bob Pettit	2,241	1962-63
Dominique Wilkins	2,217	1984-85
* Bob Pettit	2,190	1963-64
Dominique Wilkins	2,138	1989-90
Dominique Wilkins	2,121	1992-93
* Bob Pettit	2,120	1960-61

HIGHEST FG PERCENTAGE (Minimum 200 FGM)

Dwight Howard	.633	2016-17
Mike Glenn	.588	1984-85
Wayne Rollins	.584	1981-82
John Collins	.576	2017-18
Josh Childress	.571	2007-08
Al Horford	.567	2013-14
John Collins	.560	2018-19
Mike Glenn	.563	1983-84
Dikembe Mutombo	.562	1999-00
Wayne Rollins	.558	1979-80
Al Horford	.557	2010-11

SCORING AVERAGE

* Bob Pettit	31.1	1961-62
Dominique Wilkins	30.7	1987-88
Dominique Wilkins	30.3	1985-86
Dominique Wilkins	29.9	1992-93
* Bob Pettit	29.2	1958-59
Dominique Wilkins	29.0	1986-87
* Bob Pettit	28.4	1962-63
Dominique Wilkins	28.1	1991-92
* Bob Pettit	27.9	1960-61
Pete Maravich	27.7	1973-74

MOST 3-PT. FIELD GOALS MADE

Mookie Blaylock	231	1995-96
Kyle Korver	221	2014-15
Mookie Blaylock	221	1996-97
Mookie Blaylock	199	1994-95
Kyle Korver	189	2012-13
Kyle Korver	185	2013-14
Taurean Prince	176	2017-18
Jason Terry	172	2001-02
Joe Johnson	169	2007-08
Mike Bibby	167	2008-09

MOST FIELD GOALS MADE

Dominique Wilkins	909	1987-88
Dominique Wilkins	888	1985-86
* Bob Pettit	867	1961-62
Dominique Wilkins	853	1984-85
Lou Hudson	830	1969-70
Lou Hudson	829	1970-71
Dominique Wilkins	828	1986-87
Pete Maravich	819	1973-74
Lou Hudson	816	1972-73
Dominique Wilkins	814	1988-89

MOST 3-PT. FIELD GOALS ATTEMPTED

Mookie Blaylock	623	1995-96
Mookie Blaylock	604	1996-97
Mookie Blaylock	555	1994-95
Trae Young	482	2018-19
Taurean Prince	457	2017-18
Kyle Korver	449	2014-15
Joe Johnson	444	2007-08
Jason Terry	444	2001-02
Jason Terry	431	2002-03
Mike Bibby	428	2008-09
Jamal Crawford	427	2009-10

MOST FIELD GOALS ATTEMPTED

Dominique Wilkins	1,957	1987-88
* Bob Pettit	1,928	1961-62
Dominique Wilkins	1,897	1985-86
Dominique Wilkins	1,891	1984-85
Pete Maravich	1,791	1973-74
Pete Maravich	1,788	1972-73
Dominique Wilkins	1,787	1986-87
Dominique Wilkins	1,756	1988-89
* Bob Pettit	1,746	1962-63
* Bob Pettit	1,720	1960-61
Lou Hudson	1,713	1970-71

MOST FREE THROWS MADE

* Bob Pettit	695	1961-62
* Bob Pettit	685	1962-63
* Bob Pettit	667	1958-59
* Bob Pettit	608	1963-64
Dominique Wilkins	607	1986-87
* Bob Pettit	582	1960-61
Dominique Wilkins	577	1985-86
Moses Malone	561	1988-89
* Bob Pettit	557	1957-58
* Bob Pettit	557	1955-56

ALL-TIME SEASON LEADERS, CONT. * St. Louis Hawks players

MOST FREE THROWS ATTEMPTED

* Bob Pettit	901	1961-62
* Bob Pettit	885	1962-63
* Bob Pettit	879	1958-59
* Bob Pettit	804	1960-61
* Bob Pettit	771	1963-64
* Bob Pettit	757	1955-56
* Bob Pettit	744	1957-58
Dominique Wilkins	742	1986-87
* Bob Pettit	722	1959-60
Moses Malone	711	1988-89
Lenny Wilkens	711	1967-68

MOST DEFENSIVE REBOUNDS

Dikembe Mutombo	853	1999-00
Kevin Willis	840	1991-92
Kevin Willis	693	1992-93
Dikembe Mutombo	661	1996-97
Dikembe Mutombo	656	1997-98
Dwight Howard	644	2016-17
Kevin Willis	628	1993-94
Dan Roundfield	621	1982-83
Moses Malone	570	1988-89
Al Horford	563	2009-10

HIGHEST FREE THROW PCT. (Minimum 100 FTM)

Marco Belinelli	.927	2017-18
Kyle Korver	.898	2014-15
Tom McMillen	.891	1978-79
Jason Terry	.887	2002-03
Tyronn Lue	.883	2006-07
Jeff Teague	.881	2012-13
Shareef Abdur-Rahim	.880	2003-04
Jim Jackson	.877	1999-00
Glenn Robinson	.876	2002-03
Tyronn Lue	.871	2004-05
Anthony Webb	.871	1989-90

REBOUND AVERAGE

* Bob Pettit	20.3	1960-61
* Bob Pettit	18.7	1961-62
* Bob Pettit	17.4	1957-58
* Bob Pettit	17.0	1959-60
* Bob Pettit	16.4	1958-59
* Bob Pettit	16.1	1955-56
Kevin Willis	15.5	1991-92
* Bob Pettit	15.3	1963-64
* Bob Pettit	15.1	1962-63
* Bill Bridges	15.1	1966-67

MOST REBOUNDS

* Bob Pettit	1,540	1960-61
* Bob Pettit	1,457	1961-62
Kevin Willis	1,258	1991-92
Bill Bridges	1,233	1970-71
* Bob Pettit	1,224	1963-64
* Bob Pettit	1,221	1959-60
* Bob Pettit	1,216	1957-58
* Bob Pettit	1,191	1962-63
* Bill Bridges	1,190	1966-67
* Bob Pettit	1,182	1958-59

MOST ASSISTS

Glenn Rivers	823	1986-87
Mookie Blaylock	789	1993-94
Glenn Rivers	747	1987-88
* Lenny Wilkens	679	1967-68
Mookie Blaylock	671	1992-93
Trae Young	653	2018-19
Mookie Blaylock	616	1994-95
Jason Terry	600	2002-03
Jeff Teague	579	2012-13
Eddie Johnson	566	1984-85

MOST OFFENSIVE REBOUNDS

Kevin Willis	418	1991-92
Moses Malone	386	1988-89
Moses Malone	364	1989-90
John Drew	357	1974-75
Kevin Willis	335	1993-94
Kevin Willis	335	1992-93
Dan Roundfield	326	1978-79
Kevin Willis	321	1986-87
Dikembe Mutombo	304	1999-00
Dwight Howard	296	2016-17

ALL-TIME SEASON LEADERS, CONT. * St. Louis Hawks players

MOST STEALS

Mookie Blaylock	212	1996-97
Mookie Blaylock	212	1995-96
Mookie Blaylock	212	1993-94
Mookie Blaylock	203	1992-93
Mookie Blaylock	200	1994-95
Mookie Blaylock	183	1997-98
Glenn Rivers	181	1988-89
Glenn Rivers	171	1986-87
Glenn Rivers	163	1984-85
Lou Hudson	160	1973-74

MOST PERSONAL FOULS

* Bill Bridges	366	1967-68
Dan Roundfield	358	1978-79
* Zelmo Beaty	344	1965-66
Jim Davis	335	1969-70
* Bill Bridges	333	1965-66
John Drew	332	1978-79
Wayne Rollins	328	1978-79
* Zelmo Beaty	328	1964-65
* Bill Bridges	325	1966-67
Wayne Rollins	326	1977-78

MOST BLOCKED SHOTS

Wayne Rollins	343	1982-83
Dikembe Mutombo	277	1997-98
Wayne Rollins	277	1983-84
Dikembe Mutombo	269	1999-00
Dikembe Mutombo	264	1996-97
Theo Ratliff	262	2002-03
Wayne Rollins	254	1978-79
Wayne Rollins	244	1979-80
Josh Smith	227	2007-08
Wayne Rollins	224	1981-82

MOST DISQUALIFICATIONS

Joe C. Meriweather	21	1976-77
Wayne Rollins	19	1978-79
John Drew	19	1978-79
John Brown	18	1977-78
Wayne Rollins	16	1977-78
Dan Roundfield	16	1978-79
Armond Hill	15	1977-78
Steve Hawes	13	1980-81
Wayne Rollins	12	1979-80
* Bill Bridges	12	1966-67, 1967-68

OPPONENTS' IND. SINGLE GAME RECORDS (*) NBA Record

MOST POINTS

Game	67	Wilt Chamberlain	Philadelphia at St. Louis	2-17-62
Half	44	Wilt Chamberlain	Philadelphia at St. Louis	2-17-62
Quarter	28	Wilt Chamberlain	Philadelphia at St. Louis	2-17-62

MOST FIELD GOALS MADE

Game	26	Wilt Chamberlain	Philadelphia at St. Louis	2-17-62
	26	Wilt Chamberlain	San Francisco vs. St. Louis	12-18-62
Half	17	Wilt Chamberlain	Philadelphia at St. Louis	2-17-62
Quarter	11	Wilt Chamberlain	Philadelphia at St. Louis	2-17-62

MOST FIELD GOALS ATTEMPTED

Game	53	Wilt Chamberlain	San Francisco vs. St. Louis	12-18-62
Half	28	Wilt Chamberlain	San Francisco vs. St. Louis	12-18-62
Quarter	15	Bob McAdoo	Buffalo at Atlanta	2-15-75

MOST THREE-POINT FIELD GOALS MADE

Game	11	Dennis Scott	Orlando vs. Atlanta	4-18-96
Half	7	Kemba Walker	Charlotte at Atlanta	1-31-18
		Dennis Scott	Orlando vs. Atlanta	4-18-96
Quarter	5	Kemba Walker	Charlotte at Atlanta	1-31-18
		Carmelo Anthony	New York at Atlanta	1-27-13
		Ben Gordon	Charlotte at Atlanta	11-28-12
		Vince Carter	New Jersey at Atlanta	11-15-08
		Mickael Pietrus	Golden State at Atlanta	3-04-08
		Chris Duhon	Chicago at Atlanta	4-16-05
		Reggie Miller	Indiana at Atlanta	12-29-99
		Chris Mullin	Indiana at Atlanta	4-09-98

OPPONENTS' IND. SINGLE GAME RECORDS, CONT. (*) NBA Record

MOST THREE-POINT FIELD GOALS ATTEMPTED

Game	17	two times	
Half	12	two times	
Quarter	9	Kentavious Caldwell-Pope	Detroit vs. Atlanta	1-09-15

MOST FREE THROWS MADE

Game	22	Lloyd Free	San Diego at Atlanta	1-13-79
		Larry Foust	Minneapolis vs. St. Louis	12-30-57
Half	13	Tim Hardaway Jr.	New York at Atlanta	11-07-18
Quarter	12	Chet Walker	Chicago at Atlanta	11-03-71

MOST FREE THROWS ATTEMPTED

Game	34	Wilt Chamberlain	Philadelphia vs. St. Louis	2-22-62
Half	17	Lloyd Free	San Diego at Atlanta	1-13-79
Quarter	14	Lloyd Free	San Diego at Atlanta	1-13-79

MOST REBOUNDS

Game	37	Walt Bellamy	Baltimore vs. St. Louis	12-04-64
Half	21	Marvin Webster	Seattle at Atlanta	11-01-77
Quarter	14	Marvin Webster	Seattle at Atlanta	11-01-77

MOST OFFENSIVE REBOUNDS

Game	15	Swen Nater	Milwaukee vs. Atlanta	12-19-76
Half	10	Michael Cage	Cleveland at Atlanta	4-16-96
Quarter	7	Brendan Haywood	Washington at Atlanta	4-07-06
	7	Zydrunas Ilgauskas	Cleveland vs. Atlanta	2-16-05

MOST DEFENSIVE REBOUNDS

Game	28	Elvin Hayes	Capital at Atlanta	11-17-73
Half	16	Marvin Webster	Seattle at Atlanta	11-01-77
Quarter	12	Marvin Webster	Seattle at Atlanta	11-01-77

MOST ASSISTS

Game	28	Guy Rodgers	San Francisco vs. St. Louis	3-14-63
Half	16	Guy Rodgers	San Francisco vs. St. Louis	3-14-63
Quarter	10	Dee Brown	Boston at Atlanta	2-28-92
		Gene Shue	Detroit vs. St. Louis	12-06-61

MOST STEALS

Game	9	Scottie Pippen	Chicago vs. Atlanta	3-08-94
		Gus Williams	Washington vs. Atlanta	10-30-84
Half	6	Gus Williams	Washington vs. Atlanta	10-30-84
		Rickey Green	Utah vs. Atlanta	11-12-82
Quarter	6	Rickey Green	Utah vs. Atlanta	11-12-82

OPPONENTS' IND. SINGLE GAME RECORDS, CONT. (*) NBA Record

MOST BLOCKED SHOTS

Game	15	Manute Bol	Washington vs. Atlanta	1-25-86
Half	10	Keon Clark	Toronto vs. Atlanta	3-23-01
		Harvey Catchings	Philadelphia vs. Atlanta	3-21-75
Quarter	6	Artis Gilmore	Chicago vs. Atlanta	12-20-77

MOST TURNOVERS

Game	12	Artis Gilmore	Chicago vs. Atlanta	1-01-78
Half	8	Ricky Davis	Cleveland at Atlanta	1-31-03
Quarter	6	Julius Erving	Philadelphia at Atlanta	11-15-77

OPPONENTS' TEAM RECORDS (*) NBA Record

MOST POINTS

Category		Opponent	Date
Season	9,788		2018-19
Game	168	Chicago at Atlanta	3-01-19
Half	81	Orlando vs. Atlanta	4-05-19
Quarter	49	New York vs. Atlanta	10-17-18
Overtime	21	Utah at Atlanta	2-19-86

FEWEST POINTS

Category		Opponent	Date
Season	4,170		1998-99
Average	83.4		1998-99
Game	(All-time) 51	Philadelphia vs. Atlanta	11-27-53
	(Atl-era) 65	Cleveland vs. Atlanta	5-02-99
	65	Milwaukee vs. Atlanta	11-21-96
First Half	26	Chicago vs. Atlanta	1-03-12
Second Half	21	Miami at Atlanta	11-15-96
First Quarter	5	San Antonio vs. Atlanta	2-25-08
Second Quarter	8	Minnesota at Atlanta	4-05-06
Third Quarter	8	Sacramento at Atlanta	3-09-07
		New York at Atlanta	4-28-99
		Orlando vs. Atlanta	3-01-99
		Milwaukee at Atlanta	3-07-97
		Milwaukee vs. Atlanta	2-26-97
		Cleveland at Atlanta	3-01-96
		New York vs. Atlanta	12-23-93
Fourth Quarter	8	Miami at Atlanta	11-15-96
Overtime	0	Washington at Atlanta	11-18-97

MOST FIELD GOALS MADE

Category		Opponent	Date
Season	3,801		1970-71
Game	62	Philadelphia vs. Atlanta	12-08-82
Half	34	Chicago vs. Atlanta	3-20-71
Quarter	20	Philadelphia vs. St. Louis	2-15-61

MOST FIELD GOALS ATTEMPTED

Category		Opponent	Date
Season	8,525		1970-71
Game	129	Syracuse vs. St. Louis	12-17-57
Half	71	Phoenix at Atlanta	3-10-71
Quarter	44	Baltimore at Atlanta	11-07-72

MOST 3-PT. FIELD GOALS MADE

Category		Opponent	Date
Season	1,013		2018-19
Game	25	Cleveland at Atlanta	3-03-17
Half	15	Houston at Atlanta	3-19-19
Quarter	10	two times	

MOST 3-PT. FIELD GOALS ATTEMPTED

Category		Opponent	Date
Season	2,820		2018-19
Game	55	Milwaukee vs. Atlanta	3-31-19
Half	29	Milwaukee vs. Atlanta	3-31-19
Quarter	19	Brooklyn at Atlanta	3-09-19

MOST FREE THROWS MADE

Category		Opponent	Date
Season	2,193		1977-78
Game	51	Cleveland at Atlanta	4-06-87
Half	32	Cleveland at Atlanta	4-06-87
Quarter	21	Washington at Atlanta	11-17-03

MOST FREE THROWS ATTEMPTED

Category		Opponent	Date
Season	2,930		1977-78
Game	61	Denver vs. Atlanta	1-13-81
Half	42	Phoenix at Atlanta	12-18-77
Quarter	28	Washington at Atlanta	11-17-03
		Phoenix at Atlanta	12-18-77

MOST REBOUNDS

Category		Opponent	Date
Season	4,279		1970-71
Game	105	Detroit vs. St. Louis	12-07-58
Half	57	Detroit vs. St. Louis	12-07-58
Quarter	38	Detroit vs. St. Louis	12-07-58

MOST OFFENSIVE REBOUNDS

Category		Opponent	Date
Season	1,332		1984-85
Game	33	Orlando at Atlanta	11-11-89
		Denver at Atlanta	2-26-85
Half	19	San Diego at Atlanta	12-01-79
Quarter	14	Chicago at Atlanta	1-02-85

OPPONENTS' TEAM RECORDS, CONT. (*) NBA Record

MOST DEFENSIVE REBOUNDS

Category		Opponent	Date
Season	2,851		1974-75
Game	51	Chicago at Atlanta	3-31-19
Half	30	Milwaukee vs. Atlanta	4-07-19
Quarter	17	Orlando vs. Atlanta	4-05-19

MOST ASSISTS

Category		Opponent	Date
Season	2,320		1990-91
Game	52	Chicago vs. Atlanta	3-20-71
Half	29	Chicago vs. Atlanta	3-20-71
Quarter	16	Chicago vs. Atlanta	3-20-71

MOST STEALS

Category		Opponent	Date
Season	823		1973-74
Game	21	Phoenix vs. Atlanta	1-18-81
Half	13	Atlanta at Toronto	1-08-19
Quarter	9	Phoenix at Atlanta	3-30-00

MOST BLOCKED SHOTS

Category		Opponent	Date
Season	559		1978-79
Game	(*) 23	Toronto vs. Atlanta	3-23-01
Half	(*) 16	Toronto vs. Atlanta	3-23-01
Quarter	9	Toronto vs. Atlanta	3-23-01

MOST TURNOVERS

Category		Opponent	Date
Average	24.1 (1,980)		1977-78
Game	40	Los Angeles vs. Atlanta	12-01-72
Half	21	Phoenix at Atlanta	1-10-77
Quarter	13	Philadelphia at Atlanta	12-14-79

FEWEST FIELD GOALS MADE

Category		Opponent	Date
Season	1,598		1998-99
Game	22	four times, most recently: New Jersey vs. Atlanta	12-27-11

FEWEST FIELD GOALS ATTEMPTED

Category		Opponent	Date
Season	3,873		1998-99
Game	55	Philadelphia vs. Atlanta	4-01-88

FEWEST FREE THROWS MADE

Category		Opponent	Date
Season	784		1998-99
Game	3	Philadelphia vs. Miami	12-21-12

FEWEST FREE THROWS ATTEMPTED

Category		Opponent	Date
Season	1,076		1998-99
Game	4	New York at Atlanta	3-06-74

FEWEST REBOUNDS

Category		Opponent	Date
Season	1950		1998-99
Game	24	three times, most recently: Charlotte at Atlanta	4-17-98

FEWEST ASSISTS

Category		Opponent	Date
Season	295		1998-99
Game	5	Philadelphia at Atlanta	1-26-69

FEWEST STEALS

Category		Opponent	Date
Season	379		1998-99
Game	0	Dallas at Atlanta	2-25-15

FEWEST BLOCKED SHOTS

Category		Opponent	Date
Season	243		1998-99
Game	0	many times, most recently: Detroit vs. Atlanta	1-18-17

STATE FARM ARENA REGULAR SEASON TEAM RECORDS

HAWKS

MOST POINTS

Game	161	vs. CHI	3-01-19
	146	vs. TOR	12-02-09
	142	2x, most recently vs. OKC	1-15-19
Half	83	vs. WAS	3-12-04
	76	2x, most recently vs. SAC	3-09-15
	75	vs. TOR	12-02-09
Quarter	45	5x, most recently vs. OKC	1-15-19

MOST FIELD GOALS MADE

Game	61	vs. CHI	3-01-19
	56	vs. OKC	1-15-19

MOST FIELD GOALS ATTEMPTED

Game	123	vs. CHI	3-01-19
	119	vs. NYK	1-29-17
	118	vs. MIL	3-31-19

MOST 3-PT. FIELD GOALS MADE

Game	22	vs. MIL	3-31-19
	22	vs. CHI	3-01-19
	20	2x, most recently vs. DET	2-22-19

MOST 3-PT. FIELD GOALS ATTEMPTED

Game	61	vs. MIL	3-31-19
	60	vs. CHI	3-01-19
	48	vs. CHI	1-20-18

MOST FREE THROWS MADE

Game	45	vs. MEM	3-29-04
	40	vs. DAL	3-25-07
	39	2x, most recently vs. WAS	4-07-06

MOST FREE THROWS ATTEMPTED

Game	50	vs. UTA	12-17-07
	50	vs. MEM	3-29-04
	49	2x, most recently vs. DAL	3-25-07

MOST REBOUNDS

Game	65	vs. MIN	2-27-19
	64	3x	

MOST OFFENSIVE REBOUNDS

Game	26	vs. BKN	3-26-17
	24	vs. DAL	3-19-00
	23	vs. ORL	11-04-00

MOST DEFENSIVE REBOUNDS

Game	50	vs. CHI	3-01-19
	49	vs. UTA	3-25-12
	47	3x, most recently vs. MIN	2-27-19

MOST ASSISTS

Game	42	vs. SAC	3-09-15
	40	vs. SAC	11-15-17
	40	vs. BKN	4-04-15

MOST STEALS

Game	17	2x, most recently vs. HOU	11-05-16
	16	5x, most recently vs. CHI	1-20-17
	15	9x, most recently vs. CHI	1-09-16

MOST BLOCKED SHOTS

Game	15	vs. NJN	2-15-00
	14	vs. PHI	2-04-08
	13	vs. CHI	1-09-16

OPPONENTS

MOST POINTS

Game	168	CHI	3-01-19
	146	SAC	11-01-18
	136	MEM	3-29-04
Half	77	2x, most recently SAC	11-01-18
	76	CHI	3-11-18
	74	DET	11-09-18
Quarter	46	CHA	2-09-19
	45	BOS	11-23-18
	43	3x, most recenly MIL	3-31-19

MOST FIELD GOALS MADE

Game	56	CHI	3-01-19
	55	GSW	3-04-08
	51	3x, most recently NYK	1-29-17

MOST FIELD GOALS ATTEMPTED

Game	128	NYK	1-29-17
	126	UTA	3-25-12
	119	CHI	3-01-19

MOST 3-PT. FIELD GOALS MADE

Game	25	CLE	3-03-17
	21	CHI	3-01-19
	20	2x, most recently DET	11-09-18

MOST 3-PT. FIELD GOALS ATTEMPTED

Game	55	MIL	3-31-19
	48	CHI	3-01-19
	47	3x, most recently HOU	3-19-19

MOST FREE THROWS MADE

Game	44	ORL	11-26-04
	42	MIA	12-19-07
	40	DET	4-14-01

MOST FREE THROWS ATTEMPTED

Game	54	2x, most recently BKN	3-09-19
	51	2x, most recently CLE	1-25-06
	50	DET	4-14-01

MOST REBOUNDS

Game	71	MIL	3-31-19
	65	MIL	2-20-16
	64	UTA	3-25-12

MOST OFFENSIVE REBOUNDS

Game	26	PHI	4-03-19
	23	4x, most recently DET	10-27-15
	22	4x, most recently MIL	3-31-19

MOST DEFENSIVE REBOUNDS

Game	51	CHI	3-01-19
	49	2x, most recently MIL	3-31-19
	48	2x, most recently NYK	1-29-17

MOST ASSISTS

Game	40	WAS	1-27-18
	39	ORL	12-09-17
	38	2x, most recently SAC	11-01-19

MOST STEALS

Game	20	PHO	3-30-00
	18	2x, most recently WAS	12-03-04
	17	2x, most recently TOR	3-10-17

MOST BLOCKED SHOTS

Game	13	WAS	10-30-10
	12	TOR	1-24-18
	12	OKC	12-29-12

HAWKS/STATE FARM ARENA REGULAR SEASON INDIVIDUAL RECORDS

MOST POINTS

Game	50	Shareef Abdur-Rahim	vs. Detroit	11-23-01
	49	Trae Young	vs. Chicago	3-01-19
	46	Jason Terry	vs. Dallas	1-15-02
Half	31	Stephen Jackson	vs. Washington	3-12-04
	29	Joe Johnson	vs. Golden State	3-04-08
	28	Joe Johnson 2x, most recently	vs. Miami	3-08-08
Quarter	22	Joe Johnson	vs. Charlotte	11-29-06
	21	Joe Johnson	vs. LA Clippers	3-14-08

MOST FIELD GOALS MADE

Game	21	Shareef Abdur-Rahim	vs. Detroit	11-23-01
	18	Isaiah Rider	vs. LA Clippers	12-08-99
	17	3x, most recently Trae Young	vs. Chicago	3-01-19

MOST FIELD GOALS ATTEMPTED

Game	34	Joe Johnson	vs. Seattle	11-16-07
	34	Jason Terry	vs. Cleveland	4-13-02
	33	Trae Young	vs. Chicago	3-01-19

MOST THREE-POINT FIELD GOALS MADE

Game	8	Kyle Korver 2x, most recently	vs. Sacramento	12-18-13
	7	5x, most recently Taurean Prince	vs. Chicago	3-11-18

MOST THREE-POINT FIELD GOALS ATTEMPTED

Game	18	Taurean Prince	vs. Philadelphia	4-10-18
	14	3x, most recently Joe Johnson	vs. Golden State	1-31-07
	13	2x, most recently Trae Young	vs. Chicago	3-01-19

MOST FREE THROWS MADE

Game	16	3x, most recently Trae Young	vs. Minnesota	2-27-19
	15	Paul Millsap	vs. Brooklyn	1-28-15
	13	4x, most recently Trae Young	vs. Brooklyn	3-09-19

MOST FREE THROWS ATTEMPTED

Game	20	Dwight Howard	vs. Sacramento	10-31-16
	18	Alan Henderson	vs. Orlando	11-04-00
	17	3x, most recently Trae Young	vs. Minnesota	2-27-19

MOST REBOUNDS

Game	29	Dikembe Mutombo	vs. Toronto	1-31-01
	29	Dikembe Mutombo	vs. Minnesota	12-14-99
	25	John Collins	vs. Indiana	4-10-19

MOST OFFENSIVE REBOUNDS

Game	13	Dikembe Mutombo	vs. New York	1-28-00
	12	Zaza Pachulia	vs. Orlando	3-19-06
	12	Dikembe Mutombo	vs. Toronto	1-31-01

MOST DEFENSIVE REBOUNDS

Game	20	Dikembe Mutombo	vs. Orlando	1-06-01
	18	3x, most recently Dwight Howard	vs. Charlotte	12-17-16
	17	4x, most recently Al Horford	vs. Miami	2-27-09

MOST ASSISTS

Game	17	Trae Young	vs. LA Clippers	11-19-18
	16	3x, most recently Trae Young	vs. Milwaukee	3-31-19
	15	6x, most recently Trae Young	vs. Miami	11-03-18

MOST STEALS

Game	8	Speedy Claxton	vs. Cleveland	12-27-06
	7	2x, most recently Josh Smith	vs. Dallas	2-26-10
	6	5x, most recently Jeff Teague	vs. Cleveland	11-30-12

MOST BLOCKED SHOTS

Game	11	Dikembe Mutombo	vs. New Jersey	2-15-00
	9	4x, most recently Josh Smith	vs. Philadelphia	2-04-08

OPPONENTS/STATE FARM ARENA REGULAR SEASON INDIVIDUAL RECORDS

MOST POINTS

Game	53	Allen Iverson	Philadelphia	12-23-05
	47	Zach LaVine	Chicago	3-01-19
	45	3x, most recently Kyrie Irving	Cleveland	4-09-17
Half	32	Allen Iverson	Philadelphia	12-23-05
	29	Grant Hill	Detroit	1-05-00
	28	5x, most recently Kemba Walker	Charlotte	1-31-18
Quarter	23	LeBron James	Miami	3-18-11
	22	Kyle Lowry	Toronto	12-02-15

MOST FIELD GOALS MADE

Game	18	4x, most recently Carmelo Anthony	New York	1-29-17
	17	5x, most recently Zach LaVine	Chicago	3-01-19
	16	6x, most recently Kyrie Irving	Cleveland	4-09-17

MOST FIELD GOALS ATTEMPTED

Game	37	Tracy McGrady	Orlando	2-02-03
	36	Carmelo Anthony	New York	1-29-17
	35	Zach LaVine	Chicago	3-01-19

MOST THREE-POINT FIELD GOALS MADE

Game	9	2x, most recently Kemba Walker	Charlotte	2-09-19
	8	3x, most recently C.J. Miles	Memphis	3-13-19
	7	11x, most recently Otto Porter	Chicago	3-01-19

MOST THREE-POINT FIELD GOALS ATTEMPTED

Game	17	Kemba Walker	Charlotte	2-09-19
	16	Tracy McGrady	Orlando	2-02-03
	15	2x, most recently Stephen Curry	Golden State	3-06-17

MOST FREE THROWS MADE

Game	20	Dwyane Wade	Miami	12-19-07
	19	Allen Iverson	Philadelphia	12-23-05
	19	Carmelo Anthony	Denver	12-18-05

MOST FREE THROWS ATTEMPTED

Game	24	Carmelo Anthony	Denver	12-18-05
	22	Dwyane Wade	Miami	12-19-07
	21	Allen Iverson	Philadelphia	12-23-05

MOST REBOUNDS

Game	24	Dwight Howard	Orlando	3-24-10
	23	3x, most recently Tyson Chandler	New York	2-22-14

MOST OFFENSIVE REBOUNDS

Game	11	DeAndre Jordan	LA Clippers	12-23-14
	10	Marcus Camby	LA Clippers	2-03-10
	9	6x, most recently Nikola Jokic	Denver	2-08-17

MOST DEFENSIVE REBOUNDS

Game	19	3x, most recently Tyson Chandler	New York	2-22-14
	17	David West	New Orleans	3-09-09

MOST ASSISTS

Game	19	3x, most recently LeBron James	Cleveland	2-09-18
	17	4x, most recently Kyle Lowry	Toronto	11-21-18
	16	2x, most recently LeBron James	LA Lakers	2-12-19

MOST STEALS

Game	8	Allen Iverson	Philadelphia	3-29-03
	7	4x, most recently Chris Paul	LA Clippers	11-24-12

MOST BLOCKED SHOTS

Game	8	David Robinson	San Antonio	3-22-01
	7	5x, most recently JaVale McGee	Washington	10-30-10

HIGHS AND LOWS (Most records since 1968-69 season)

Atlanta Highs		Atlanta Lows			Opponent Highs		Opponent Lows	
3817	1969-70	1539	1998-99	FIELD GOALS MADE	3801	1970-71	1598	1998-99
3700	1972-73	2429	2011-12		3758	1972-73	2380	2011-12
3614	1970-71	2812	1996-97		3601	1971-72	2804	1996-97
8033	1972-73	3759	1998-99	FIELD GOALS ATTEMPTED	8525	1970-71	3872	1998-99
7909	1969-70	5348	2011-12		8152	1972-73	5366	2011-12
7844	1968-69	6307	1996-97		7744	1971-72	6335	2006-07
.490	1985-86	.409	1998-99	FIELD GOAL PERCENTAGE	.496	1992-93	.413	1998-99
.487	1989-90	.431	2000-01		.496	1989-90	.432	2015-16
.485	1987-88	.433	2003-04		.494	1990-91	.435	1996-97
2168	1988-89	1025	2011-12	FREE THROWS MADE	2193	1977-78	784	1998-99
2038	1979-80	1040	1998-99		2045	1978-79	997	2011-12
2034	1990-91	1158	2012-13		2024	1980-81	1233	2012-13
2975	1970-71	1385	2011-12	FREE THROWS ATTEMPTED	2930	1977-78	1076	1998-99
2785	1968-69	1422	1998-99		2727	1978-79	1324	2011-12
2725	1971-72	1619	2012-13		2651	1980-81	1617	2012-13
.800	1988-89	.687	1968-69	FREE THROW PERCENTAGE	.787	1973-74	.719	1982-83
.799	1990-91	.711	2004-05		.784	1988-89	.726	1994-95
.793	two times	.713	1970-71		.777	1987-88	.729	1998-99
1441	1974-75	652	2011-12	OFFENSIVE REBOUNDS	1322	1984-85	581	1998-99
1381	1978-79	675	1998-99		1303	1982-83	712	2011-12
1372	1988-89	713	2013-14		1261	1979-80	839	2010-11
2793	2016-17	1499	1998-99	DEFENSIVE REBOUNDS	2904	2018-19	1369	1998-99
2825	2018-19	2066	2011-12		2869	2015-16	2079	2011-12
2772	2015-16	2148	1995-96		2851	1974-75	2152	1997-98
4599	1968-69	2174	1998-99	TOTAL REBOUNDS	4279	1970-71	1950	1998-99
4472	1970-71	2718	2011-12		4147	1972-73	2791	2011-12
4210	1969-70	3222	2010-11		4020	1974-75	3233	1997-98
56.1	1968-69	39.3	2010-11	REBOUND AVERAGE	52.2	1970-71	39.0	1998-99
54.5	1970-71	40.0	2013-14		50.6	1972-73	39.4	1997-98
51.3	1969-70	40.0	2008-09		49.0	1974-75	39.9	1996-97
2846	1980-81	781	1998-99	ASSISTS	2320	1990-91	895	1998-99
2142	1969-70	1481	2011-12		2202	2018-19	1354	2011-12
2123	1991-92	1557	1996-97		2189	1992-93	1665	1996-97
2470	1977-78	986	1998-99	PERSONAL FOULS	2265	1974-75	1202	1998-99
2424	1978-79	1178	2011-12		2209	1980-81	1263	2011-12
2302	1976-77	1457	2014-15		2179	1981-82	1500	2015-16
80	1977-78	2	2014-15	DISQUALIFICATIONS	45	1978-79	5	2015-16
72	1978-79	3	2008-09		44	1976-77	5	2012-13
71	1976-77	4	2010-11, 13-14		40	1973-74	5	2010-11
916	1977-78	346	1998-99	STEALS	823	1973-74	379	1998-99
915	1993-94	497	2010-11		810	2018-19	494	2011-12
817	1988-89	500	1999-00		803	1976-77	506	2009-10
1823	1973-74	745	1998-99	TURNOVERS	1980	1977-78	675	1998-99
1779	1976-77	921	2011-12		1846	1973-74	999	2011-12
1605	1980-81	980	2009-10		1799	1978-79	1001	1999-00
665	1982-83	227	1974-75	BLOCKED SHOTS	559	1978-79	243	1998-99
596	1978-79	260	1998-99		555	1980-81	313	2011-12
558	1983-84	277	1975-76		554	1979-80	315	1994-95
9646	1969-70	4315	1998-99	TOTAL POINTS	9788	2018-19	4170	1998-99
9348	1970-71	6375	2011-12		9495	1970-71	6148	2011-12
9294	2018-19	7459	2000-01		9212	1972-73	7328	1996-97
117.6	1969-70	86.3	1998-99	POINTS PER GAME	119.4	2018-19	83.4	1998-99
114.0	1970-71	91.0	2000-01		117.2	1969-70	89.4	1996-97
113.3	2018-19	92.7	2004-05		115.8	1972-73	92.3	1997-98
+7.2	1986-87	-9.8	2004-05	POINT DIFFERENTIAL				
5.4	2014-15	6.1	2018-19					
5.2	1993-94	5.4	two times					
36-5	two times	9-32	2004-05	HOME RECORD				
35-6	three times	16-25	2017-18					
		17-24	2018-19					
25-16	2014-15	4-37	2004-05	ROAD RECORD				
22-19	1986-87	7-34	two times					
21-20	three times	8-33	2017-18					
60-22	2014-15	13-69	2004-05	SEASON RECORD				
57-25	1993-94	24-58	2017-18					
	1986-87	25-57	2000-01					
.732	2014-15	.159	2004-05	WINNING PERCENTAGE				
.695	1993-94	.293	2017-18					
	1986-87	.305	2000-01					
79	1969-70			100-POINT GAMES				
22	1990-91			WINNING STREAK HOME				
11	2004-05			LOSING STREAK HOME				
12	1968-69, 2014-15			WINNING STREAK ROAD				
23	2004-05			LOSING STREAK ROAD				

HAWKS ALL-TIME RECORDS

MOST POINTS SCORED IN ONE GAME

Player	Opponent	Date	FG	FT	Pts
Dominique Wilkins	vs. Chicago	12-10-86	19	19	57
Dominique Wilkins	vs. New Jersey	4-10-86	21	15	57
Lou Hudson	vs. Chicago at Auburn, AL	11-10-69	25	7	57
Dominique Wilkins	vs. Boston	2-03-87	19	16	54
Dominique Wilkins	vs. L.A. Clippers	1-12-87	19	14	53
Dominique Wilkins	vs. New York	12-07-91	17	16	52
Dominique Wilkins	vs. Sacramento	2-16-88	20	9	51
Shareef Abdur-Rahim	vs. Detroit	11-23-01	21	8	50
Dominique Wilkins	vs. Detroit	3-01-88	18	13	50
John Drew	vs. Denver	12-30-78	19	12	50
Pete Maravich	vs. Cleveland	2-05-72	20	10	50
Pete Maravich	vs. Philadelphia	1-16-72	18	14	50

MOST FIELD GOALS IN ONE GAME

Player	Opponent	Date	FGM	FGA
Lou Hudson	vs. Chicago at Auburn, AL	11-10-69	25	34
Lou Hudson	vs. San Diego	3-11-70	22	33
Lou Hudson	at Portland	11-18-70	22	35
Shareef Abdur-Rahim	vs. Detroit	11-23-01	21	30
Dominique Wilkins	vs. New Jersey	4-10-86	21	37
Pete Maravich	vs. Cleveland	2-05-72	20	27
Lou Hudson	at Phoenix	2-16-74	20	38
Dominique Wilkins	vs. Sacramento	2-16-88	20	31

MOST FREE THROWS IN ONE GAME

Player	Opponent	Date	FTM	FTA
Dominique Wilkins	vs. Chicago	12-08-92	23	23
John Drew	at Phoenix	4-05-77	21	28
Dominique Wilkins	at New York	3-02-93	20	22
Dominique Wilkins	at Seattle	2-10-87	20	22
Dominique Wilkins	vs. Chicago	12-10-86	19	21
Moses Malone	vs. Portland	12-08-89	19	22

MOST REBOUNDS IN ONE GAME

Player	Opponent	Date	Off	Def	Tot
Kevin Willis	vs. Washington	2-19-92	16	17	33
Kevin Willis	at Dallas	12-03-91	11	20	31
Dikembe Mutombo	vs. Toronto	1-31-01	12	17	29
Dikembe Mutombo	at New Jersey	12-26-00	11	17	28
Bill Bridges	vs. Cincinnati	11-29-69	—	—	28
Walt Bellamy	vs. L.A. Lakers	3-03-70	—	—	27
Bill Bridges	vs. Boston	2-10-71	—	—	27
Walt Bellamy	vs. Buffalo	12-11-73	11	16	27
Dan Roundfield	vs. Philadelphia	3-11-80	9	17	26
John Collins	vs. Indiana	4-10-19	9	16	25
Kevin Willis	vs. Cleveland	4-13-93	10	15	25
Kevin Willis	vs. Portland	3-29-93	6	19	25
John Drew	vs. L.A. Lakers	12-28-74	13	12	25
Bob Christian	vs. Philadelphia	12-23-72	—	—	25

MOST ASSISTS IN ONE GAME

Player	Opponent	Date	Assts
Mookie Blaylock	vs. Utah	3-06-93	23
Glenn Rivers	vs. Philadelphia	3-04-86	21
Glenn Rivers	vs. Phoenix	3-08-88	19
Walt Hazzard	vs. Cincinnati	3-07-69	19
Glenn Rivers	vs. Boston	2-03-87	18
Glenn Rivers	vs. Milwaukee	1-15-87	18
Wes Matthews	vs. Seattle	3-01-81	18
Armond Hill	vs. L.A. Lakers	12-19-79	18
Pete Maravich	vs. Detroit	1-16-73	18

MOST STEALS IN ONE GAME

Player	Opponent	Date	Stls
Mookie Blaylock	vs. Philadelphia	4-14-98	10
Mookie Blaylock	at Houston	2-17-97	9
Speedy Claxton	vs. Cleveland	12-27-06	8
Mookie Blaylock	at Philadelphia	4-09-97	8
Mookie Blaylock	vs. Minnesota	3-01-94	8
Mookie Blaylock	vs. Chicago	4-09-93	8

HAWKS ALL-TIME RECORDS, CONT.

MOST STEALS IN ONE GAME, CONT.

Player	Opponent	Date	Stls
Glenn Rivers	at Miami	11-24-89	8
Glenn Rivers	vs. Portland	12-04-85	8
Eddie Johnson	vs. Chicago	2-26-82	8

MOST BLOCKED SHOTS IN ONE GAME

Player	Opponent	Date	Blks
Wayne Rollins	vs. Portland	2-21-79	12
Wayne Rollins	vs. Indiana	11-27-82	11
Dikembe Mutombo	vs. New Jersey	2-15-00	11
Josh Smith	at Dallas	12-18-04	10

OPPONENTS ALL-TIME RECORDS

MOST POINTS SCORED IN ONE GAME

Player	Team	Date	Pts
Michael Jordan	at Chicago	4-16-87	61
Larry Bird	vs. Boston at New Orleans	3-12-85	60
Karl-Anthony Towns	vs. Minnesota	3-28-18	56
Allen Iverson	vs. Philadelphia	12-23-05	53
Nate Archibald	vs. Kansas City-Omaha	1-27-73	52
Allen Iverson	at Philadelphia	11-29-03	50
Larry Bird	at Boston	11-10-89	50
LeBron James	at Cleveland	12-30-09	48
Michael Jordan	vs. Chicago	1-10-89	48
Allen Iverson	six times, most recently	3-09-01	47
Zach LaVine	vs. Chicago	3-01-19	47

MOST FIELD GOALS IN ONE GAME

Player	Team	Date	FGM
Michael Jordan	at Chicago	4-16-87	22
Larry Bird	vs. Boston at New Orleans	3-12-85	22
Nate Archibald	vs. Kansas City-Omaha	1-27-73	21
Allen Iverson	at Philadelphia	11-29-03	20
Mike Mitchell	at San Antonio	3-30-84	20
Karl-Anthony Towns	vs. Minnesota	3-28-18	19
Larry Bird	at Boston	11-10-89	19
Bob McAdoo	at Buffalo	4-02-76	19
Bob McAdoo	vs. Buffalo	1-04-75	19
Rick Barry	vs. Golden State	12-12-74	19
Billy Cunningham	vs. Philadelphia	1-16-72	19

MOST FREE THROWS IN ONE GAME

Player	Team	Date	FTM
Lloyd Free	vs. San Diego	1-13-79	22
Charles Barkley	vs. Philadelphia	2-09-88	21
Flynn Robinson	vs. Milwaukee at Baltimore	2-21-69	21
Dwyane Wade	vs. Miami	12-19-07	20
Moses Malone	vs. Washington	11-06-87	20

MOST REBOUNDS IN ONE GAME

Player	Team	Date	Rebs
Swen Nater	at Milwaukee	12-19-76	33
Elvin Hayes	vs. Capital	11-17-73	32
Dennis Rodman	at Chicago	12-27-97	29
Marvin Webster	vs. Seattle	11-01-77	29
Bob McAdoo	at Buffalo	11-13-73	28
Wilt Chamberlain	at L.A. Lakers	3-05-71	28

MOST ASSISTS IN ONE GAME

Player	Team	Date	Assts
Ennis Whatley	at Chicago	3-03-84	22
Kevin Porter	at Washington	3-05-75	22
Earvin Johnson	vs. L.A. Lakers	1-15-83	21
Nick Van Exel	at Denver	11-08-99	20
Mark Price	at Cleveland	4-04-90	20
Earvin Johnson	vs. L.A. Lakers	12-18-84	20

OPPONENTS ALL-TIME RECORDS, CONT.

MOST STEALS IN ONE GAME

Player	Team	Date	Stls
Scottie Pippen	at Chicago	3-08-94	9
Gus Williams	at Washington	10-30-84	9
Allen Iverson	vs. Philadelphia	3-29-03	8
Doug Christie	vs. Toronto	3-04-99	8
Tim Hardaway	at Miami	12-20-97	8
Ron Harper	at Cleveland	1-29-87	8
Randy Smith	at Buffalo	3-22-77	8

MOST BLOCKED SHOTS IN ONE GAME

Player	Team	Date	Blks
Manute Bol	at Washington	1-25-86	15
Keon Clark	at Toronto	3-23-01	12
Nate Thurmond	at Chicago	10-18-74	12
Artis Gilmore	at Chicago	12-20-77	11
Kareem Abdul-Jabbar	at L.A. Lakers	1-18-80	10
Joe C. Meriweather	vs. New York	12-12-79	10
George Johnson	at New Jersey	10-26-77	10
Kareem Abdul-Jabbar	at L.A. Lakers	11-02-75	10
Harvey Catchings	at Philadelphia	3-21-75	10

HAWKS/NBA STATISTICAL LEADERS

SCORING

Player	Season	Rank	Avg
Lou Hudson	1968-69	15th	21.9
Lou Hudson	1969-70	5th	25.4
Joe Caldwell	1969-70	18th	21.1
Lou Hudson	1970-71	5th	26.8
Pete Maravich	1970-71	8th	23.2
Lou Hudson	1971-72	11th	24.7
Lou Hudson	1972-73	4th	27.1
Pete Maravich	1972-73	5th	26.1
Pete Maravich	1973-74	2nd	27.7
John Drew	1975-76	8th	21.6
John Drew	1976-77	7th	24.2
John Drew	1977-78	12th	23.2
John Drew	1978-79	12th	22.7
John Drew	1980-81	14th	21.7
Dominique Wilkins	1983-84	17th	21.6
Dominique Wilkins	1984-85	6th	27.4
Dominique Wilkins	1985-86	1st	30.3
Dominique Wilkins	1986-87	2nd	29.0
Dominique Wilkins	1987-88	2nd	30.7
Dominique Wilkins	1988-89	7th	26.2
Dominique Wilkins	1989-90	5th	26.7
Dominique Wilkins	1990-91	7th	25.9
Dominique Wilkins	1992-93	2nd	29.9
Dominique Wilkins	1993-94	4th	26.0
Danny Manning	1993-94	12th	20.6
Kevin Willis	1993-94	20th	19.1
Steve Smith	1997-98	14th	20.1
Shareef Abdur-Rahim	2001-02	15th	21.2
Glenn Robinson	2002-03	19th	20.8
Joe Johnson	2006-07	9th	25.0
Joe Johnson	2007-08	14th	21.7
Joe Johnson	2008-09	13th	21.4
Joe Johnson	2009-10	11th	21.3
Joe Johnson	2011-12	t18th	18.8
Josh Smith	2011-12	t18th	18.8

ASSISTS

Player	Season	Rank	Avg
Walt Hazzard	1968-69	8th	5.9
Walt Hazzard	1969-70	6th	6.8
Walt Hazzard	1970-71	6th	6.3
Pete Maravich	1972-73	6th	6.9
Herm Gilliam	1972-73	8th	6.3
Tom Henderson	1976-77	5th	6.9
Armond Hill	1978-79	9th	5.9
Eddie Johnson	1984-85	8th	7.8
Glenn Rivers	1985-86	9th	8.4
Glenn Rivers	1986-87	4th	10.0
Glenn Rivers	1987-88	5th	9.3
Glenn Rivers	1988-89	18th	6.9
Mookie Blaylock	1992-93	8th	8.4
Mookie Blaylock	1993-94	3rd	9.7
Mookie Blaylock	1994-95	10th	7.7
Mookie Blaylock	1995-96	19th	5.9
Mookie Blaylock	1997-98	14th	6.7
Mookie Blaylock	1998-99	20th	5.8
Jason Terry	2001-02	18th	5.7
Jason Terry	2002-03	7th	7.4
Jason Terry	2003-04	18th	5.4
Joe Johnson	2005-06	14th	6.5
Joe Johnson	2007-08	t16th	5.8
Joe Johnson	2008-09	17th	5.8
Jeff Teague	2012-13	12th	7.2
Jeff Teague	2013-14	9th	6.7
Jeff Teague	2014-15	t8th	7.0
Jeff Teague	2015-16	17th	5.9
Dennis Schröder	2016-17	t15th	6.3
Dennis Schröder	2017-18	t13th	6.2
Trae Young	2018-19	4th	8.1

STEALS

Player	Season	Rank	Avg
Glenn Rivers	1984-85	5th	2.36
Glenn Rivers	1986-87	9th	2.09
Glenn Rivers	1988-89	7th	2.38
Glenn Rivers	1990-91	16th	1.87
Mookie Blaylock	1992-93	2nd	2.54
Mookie Blaylock	1993-94	3rd	2.62
Mookie Blaylock	1994-95	2nd	2.50
Mookie Blaylock	1995-96	2nd	2.62
Mookie Blaylock	1996-97	1st	2.72
Mookie Blaylock	1997-98	1st	2.61
Mookie Blaylock	1998-99	10th	2.06
Jason Terry	2001-02	10th	1.85
Stephen Jackson	2003-04	6th	1.78
Jason Terry	2003-04	16th	1.53
Josh Smith	2006-07	19th	1.40
Josh Smith	2007-08	16th	1.52
Josh Smith	2009-10	11th	1.60
Josh Smith	2011-12	20th	1.41
Jeff Teague	2011-12	10th	1.61
Paul Millsap	2013-14	9th	1.74
Paul Millsap	2014-15	9th	1.78
Jeff Teague	2014-15	14th	1.71
Paul Millsap	2015-16	11th	1.81
Thabo Sefolosha	2016-17	16th	1.55
Kent Bazemore	2017-18	14th	1.54

3-POINT FIELD GOAL PERCENTAGE

Player	Season	Rank	Avg
Mike McGee	1986-87	10th	.376
Leon Wood	1987-88	10th	.409
Paul Graham	1991-92	15th	.390
Eldridge Recasner	1997-98	10th	.419
Toni Kukoc	2000-01	6th	.446
Wesley Person (MEM-POR-ATL)	2003-04	16th	.399
Tyronn Lue	2005-06	2nd	.457
Willie Green	2011-12	7th	.442
Kyle Korver	2012-13	2nd	.457
Kyle Korver	2013-14	1st	.472
Kyle Korver	2014-15	1st	.492
DeMarre Carroll	2014-15	17th	.395
Jeff Teague	2015-16	t17th	.400

FIELD GOAL PERCENTAGE

Player	Season	Rank	Avg
Joe Caldwell	1968-69	6th	.507
Lou Hudson	1969-70	3rd	.531
Walt Bellamy	1971-72	3rd	.545
Lou Hudson	1971-72	10th	.503
Walt Bellamy	1972-73	10th	.505
Joe Meriweather	1976-77	9th	.526
Cliff Levingston	1987-88	8th	.557
Cliff Levingston	1988-89	15th	.528
Duane Ferrell	1991-92	20th	.524
Dikembe Mutombo	1996-97	13th	.527
Dikembe Mutombo	1997-98	6th	.537
Dikembe Mutombo	1999-00	2nd	.562
Josh Childress	2007-08	6th	.571
Al Horford	2009-10	8th	.551
Al Horford	2010-11	5th	.557
Al Horford	2012-13	10th	.543
Al Horford	2014-15	6th	.538
Dwight Howard	2016-17	4th	.633
John Collins	2017-18	7th	.576
John Collins	2018-19	16th	.560

NBA STATISTICAL LEADERS, CONT.

REBOUNDING

Player	Season	Rank	Avg
Bill Bridges	1968-69	8th	14.2
Bill Bridges	1969-70	4th	14.4
Bill Bridges	1970-71	6th	15.0
Walt Bellamy	1972-73	8th	13.0
Dan Roundfield	1978-79	10th	10.8
Dan Roundfield	1982-83	5th	11.4
Moses Malone	1988-89	4th	11.8
Moses Malone	1989-90	8th	10.0
Dominique Wilkins	1990-91	13th	9.0
Kevin Willis	1990-91	16th	8.8
Kevin Willis	1991-92	2nd	15.5
Kevin Willis	1992-93	5th	12.9
Kevin Willis	1993-94	3rd	12.0
Grant Long	1995-96	15th	9.6
Dikembe Mutombo	1996-97	2nd	11.6
Dikembe Mutombo	1997-98	4th	11.4
Dikembe Mutombo	1998-99	3rd	12.2
Dikembe Mutombo	1999-00	1st	14.1
Shareef Abdur-Rahim	2001-02	13th	9.0
Shareef Abdur-Rahim	2002-03	15th	8.4
Zaza Pachulia	2005-06	20th	7.9
Josh Smith	2006-07	14th	8.6
Al Horford	2007-08	13th	9.7
Al Horford	2009-10	10th	9.9
Josh Smith	2009-10	18th	8.7
Al Horford	2010-11	11th	9.3
Josh Smith	2010-11	18th	8.5
Josh Smith	2011-12	t12th	9.6
Al Horford	2012-13	8th	10.2
Josh Smith	2012-13	18th	8.4
Paul Millsap	2015-16	t16th	9.0
Dwight Howard	2016-17	5th	12.7
John Collins	2018-19	t14th	9.8

FREE THROW PERCENTAGE

Player	Season	Rank	Avg
Lou Hudson	1969-70	7th	.824
Charlie Criss	1980-81	7th	.864
Glenn Rivers	1988-89	16th	.861
Antoine Carr	1988-89	20th	.855
Anthony Webb	1990-91	17th	.868
FREE THROW PERCENTAGE (cont.)			
John Battle	1990-91	19th	.854
Steve Smith	1996-97	16th	.847
Christian Laettner	1997-98	9th	.864
Steve Smith	1997-98	13th	.855
Steve Smith	1998-99	16th	.849
Jim Jackson	1999-00	7th	.877
Jason Terry	2002-03	6th	.887
Glenn Robinson	2002-03	11th	.876
Tyronn Lue	2006-07	t7th	.883
Jeff Teague	2012-13	8th	.881
Jeff Teague	2014-15	19th	.862

BLOCKED SHOTS

Player	Season	Rank	Avg
Wayne Rollins	1977-78	3rd	2.73
Wayne Rollins	1978-79	3rd	3.14
Dan Roundfield	1978-79	7th	2.20
Wayne Rollins	1979-80	3rd	2.98
Wayne Rollins	1980-81	2nd	2.93
Wayne Rollins	1981-82	2nd	2.84
Wayne Rollins	1982-83	1st	4.29
Wayne Rollins	1983-84	2nd	3.60
Wayne Rollins	1984-85	5th	2.39
Wayne Rollins	1985-86	8th	2.26
Jon Koncak	1988-89	16th	1.32
Andrew Lang	1994-95	13th	1.66
Dikembe Mutombo	1996-97	2nd	3.30
Dikembe Mutombo	1997-98	2nd	3.38
Dikembe Mutombo	1998-99	4th	2.94
Dikembe Mutombo	1999-00	2nd	3.28
Theo Ratliff	2000-01	1st	3.74
Theo Ratliff	2002-03	1st	3.23
Josh Smith	2004-05	12th	1.95
Josh Smith	2005-06	4th	2.60
Josh Smith	2006-07	2nd	2.88
Josh Smith	2007-08	2nd	2.80
Josh Smith	2008-09	13th	1.61
Josh Smith	2009-10	3rd	2.14
Josh Smith	2010-11	15th	1.56
Josh Smith	2011-12	9th	1.74
Josh Smith	2012-13	t9th	1.79
Paul Millsap	2015-16	8th	1.72
Al Horford	2015-16	17th	1.48
Dwight Howard	2016-17	20th	1.24

HAWKS OPENING DAY STARTING LINEUPS

2018-19		2011-12		2004-05		1997-98	
Vince Carter	F	Marvin Williams	F	Al Harrington	F	Tyrone Corbin	F
Taurean Prince	F	Josh Smith	F	Antoine Walker	F	Christian Laettner	F
Alex Len	C	Al Horford	C	Jason Collier	C	Dikembe Mutombo	C
Kent Bazemore	G	Joe Johnson	G	Boris Diaw	G	Steve Smith	G
Trae Young	G	Jeff Teague	G	Kenny Anderson	G	Mookie Blaylock	G
2017-18		2010-11		2003-04		1996-97	
Taurean Prince	F	Marvin Williams	F	Stephen Jackson	F	Tyrone Corbin	F
Ersan Ilyasova	F	Josh Smith	F	Shareef Abdur-Rahim	F	Christian Laettner	F
Dewayne Dedmon	C	Al Horford	C	Theo Ratliff	C	Dikembe Mutombo	C
Kent Bazemore	G	Joe Johnson	G	Dion Glover	G	Steve Smith	G
Dennis Schröder	G	Mike Bibby	G	Jason Terry	G	Mookie Blaylock	G
2016-17		2009-10		2002-03		1995-96	
Kent Bazemore	F	Marvin Williams	F	Glenn Robinson	F	Ken Norman	F
Paul Millsap	F	Josh Smith	F	Alan Henderson	F	Grant Long	F
Dwight Howard	C	Al Horford	C	Theo Ratliff	C	Andrew Lang	C
Kyle Korver	G	Joe Johnson	G	Ira Newble	G	Steve Smith	G
Dennis Schröder	G	Mike Bibby	G	Jason Terry	G	Mookie Blaylock	G
2015-16		2008-09		2001-02		1994-95	
Kent Bazemore	F	Maurice Evans	F	Shareef Abdur-Rahim	F	Ken Norman	F
Paul Millsap	F	Josh Smith	F	Dion Glover	F	Kevin Willis	F
Al Horford	C	Al Horford	C	Theo Ratliff	C	Andrew Lang	C
Kyle Korver	G	Joe Johnson	G	Emanual Davis	G	Stacey Augmon	G
Jeff Teague	G	Mike Bibby	G	Jason Terry	G	Mookie Blaylock	G
2014-15		2007-08		2000-01		1993-94	
DeMarre Carroll	F	Marvin Williams	F	Roshown McLeod	F	Dominique Wilkins	F
Paul Millsap	F	Josh Smith	F	Hanno Möttölä	F	Kevin Willis	F
Al Horford	C	Al Horford	C	Alan Henderson	C	Jon Koncak	C
Kyle Korver	G	Joe Johnson	G	Jim Jackson	G	Stacey Augmon	G
Jeff Teague	G	Anthony Johnson	G	Jason Terry	G	Mookie Blaylock	G
2013-14		2006-07		1999-00		1992-93	
DeMarre Carroll	F	Josh Smith	F	Roshown McLeod	F	Dominique Wilkins	F
Paul Millsap	F	Shelden Williams	F	Alan Henderson	F	Kevin Willis	F
Al Horford	C	Zaza Pachulia	C	Dikembe Mutombo	C	Blair Rasmussen	C
Kyle Korver	G	Joe Johnson	G	Jim Jackson	G	Travis Mays	G
Jeff Teague	G	Speedy Claxton	G	Bimbo Coles	G	Morlon Wiley	G
2012-13		2005-06		1998-99		1991-92	
Kyle Korver	F	Al Harrington	F	LaPhonso Ellis	F	Dominique Wilkins	F
Josh Smith	F	Josh Smith	F	Alan Henderson	F	Kevin Willis	F
Al Horford	C	Zaza Pachulia	C	Dikembe Mutombo	C	Blair Rasmussen	C
Devin Harris	G	Josh Childress	G	Steve Smith	G	Stacey Augmon	G
Jeff Teague	G	Joe Johnson	G	Mookie Blaylock	G	Rumeal Robinson	G

HAWKS OPENING DAY STARTING LINEUPS, CONT.

1990-91		1984-85		1978-79		1972-73	
Dominique Wilkins	F	Dominique Wilkins	F	John Drew	F	Lou Hudson	F
Kevin Willis	F	Sly Williams	F	Dan Roundfield	F	Jim Washington	F
Moses Malone	C	Tree Rollins	C	Steve Hawes	C	Walt Bellamy	C
Glenn Rivers	G	Eddie Johnson	G	Butch Beard	G	Herm Gilliam	G
Rumeal Robinson	G	Glenn Rivers	G	Armond Hill	G	Pete Maravich	G
1989-90		1983-84		1977-78		1971-72	
Jon Koncak	F	Dan Roundfield	F	John Brown	F	Bill Bridges	F
Dominique Wilkins	F	Dominique Wilkins	F	John Drew	F	Lou Hudson	F
Moses Malone	C	Billy Paultz	C	Steve Hawes	C	Walt Bellamy	C
John Battle	G	Eddie Johnson	G	Ken Charles	G	Herm Gilliam	G
Glenn Rivers	G	Armond Hill	G	Armond Hill	G	Pete Maravich	G
1988-89		1982-83		1976-77		1970-71	
Antoine Carr	F	Dan Roundfield	F	John Drew	F	Bill Bridges	F
Dominique Wilkins	F	Dominique Wilkins	F	Joe C. Meriweather	F	Lou Hudson	F
Moses Malone	C	Tree Rollins	C	Steve Hawes	C	Walt Bellamy	C
Glenn Rivers	G	Eddie Johnson	G	Tom Henderson	G	Walt Hazzard	G
Reggie Theus	G	Rory Sparrow	G	Lou Hudson	G	Pete Maravich	G
1987-88		1981-82		1975-76		1969-70	
Dominique Wilkins	F	Rudy Macklin	F	Connie Hawkins	F	Bill Bridges	F
Kevin Willis	F	Dan Roundfield	F	Lou Hudson	F	Jimmy Davis	F
Tree Rollins	C	Tree Rollins	C	Dwight Jones	C	Joe Caldwell	C
Glenn Rivers	G	James McElroy	G	Tom Henderson	G	Walt Hazzard	G
Randy Wittman	G	Rory Sparrow	G	Tom VanArsdale	G	Lou Hudson	G
1986-87		1980-81		1974-75		1968-69	
Dominique Wilkins	F	John Drew	F	John Brown	F	Bill Bridges	F
Kevin Willis	F	Dan Roundfield	F	John Drew	F	Joe Caldwell	F
Tree Rollins	C	Steve Hawes	C	Dwight Jones	C	Zelmo Beaty	C
Glenn Rivers	G	Armond Hill	G	Tom Henderson	G	Walt Hazzard	G
Randy Wittman	G	Eddie Johnson	G	Dean Meminger	G	Lou Hudson	G
1985-86		1979-80		1973-74			
Cliff Levingston	F	John Drew	F	Lou Hudson	F		
Kevin Willis	F	Dan Roundfield	F	Jim Washington	F		
Tree Rollins	C	Steve Hawes	C	Walt Bellamy	C		
Spud Webb	G	Armond Hill	G	Herm Gilliam	G		
Dominique Wilkins	G	Eddie Johnson	G	Pete Maravich	G		

HAWKS SUNDRY RECORDS

BIGGEST WIN	46	Hawks 126, Sacramento 80, November 15, 2017
BIGGEST LOSS	47	Philadelphia 132, Hawks 85, December 8, 1982
MOST WON	60	2014-15
MOST LOST	69	2004-05
HIGHEST WIN PERCENTAGE	.732	2014-15
LOWEST WIN PERCENTAGE	.159	2004-05 (13-69)
MOST HOME VICTORIES	36	1993-94, 1996-97
MOST HOME DEFEATS	32	2004-05
MOST ROAD VICTORIES	25	2014-15
MOST ROAD DEFEATS	37	2004-05
LONGEST WINNING STREAK	19	December 27, 2014 to January 31, 2015
LONGEST WINNING STREAK (Start of season)	11	October 31, 1997 to November 18, 1998
LONGEST LOSING STREAK	16	March 11, 1976 to April 9, 1976
LONGEST LOSING STREAK (Start of season)	7	October 31, 2000 to November 14, 2000
LONGEST HOME WINNING STREAK	22	December 8, 1990 to March 7, 1991
LONGEST HOME LOSING STREAK	11	February 15, 2005 to April 5, 2005
LONGEST ROAD WINNING STREAK	12	December 17, 2014 to January 17, 2015
LONGEST ROAD LOSING STREAK	29	January 28, 1976 to November 26, 1976
MOST HAWKS POINTS IN LOSING GAME	161	Chicago 168, Hawks 161, 4OT, March 1, 2019
(regulation)	133	Baltimore 138, Hawks 133, December 17, 1969
MOST OPPONENTS POINTS IN LOSING GAME	139	Hawks 142, New York 139 (4 OT), January 29, 2017
MOST PLAYERS SCORING 1000 POINTS	5	1969-70 (Hudson 2031, Caldwell 1727, Hazzard 1253, Bridges 1217, Davis 1116)

HAWKS SUNDRY RECORDS, CONT.

BIGGEST HAWKS WINS:	46	Hawks 126, Sacramento 80 (11-15-17)
	44	Hawks 141, Detroit 97 (2-7-94)
	42	Hawks 135, Philadelphia 93 (4-15-89)
	41	Hawks 139, Phoenix 98 (3-10-71)
	39	Hawks 138, Philadelphia 99 (3-3-69)
		Hawks 130, Milwaukee 91 (1-15-87)
		Hawks 133, Charlotte 94 (1-4-94)
		Hawks 148, Orlando 109 (11-11-89)
BIGGEST HAWKS LOSSES:	47	Philadelphia 132, Hawks 85 (12-8-82)
	46	L.A. Lakers 113, Hawks 67 (1-9-04)
	45	Denver 138, Hawks 93 (11-15-18)
	44	Toronto 128, Hawks 84 (12-3-16)
	44	Phoenix 118, Hawks 74 (3-30-00)
	44	L.A. Lakers 134, Hawks 90 (1-7-72)
	43	Cleveland 123, Hawks 80 (3-22-92)

HAWKS — THE LAST TIME. . .

	A HAWK	AN OPPONENT
SCORED 30-39 POINTS	Len (33) @Mil, 4/7/19	Antetokounmpo (30), Mil, 4/7/19
SCORED 40-49 POINTS	Young (49) v/Chi, 3/1/19	LaVine (47), Chi, 3/1/19
SCORED 50+ POINTS	Abdur-Rahim (50) v/Det, 11/23/01	Towns (56), Min, 3/28/18
HAD 15-19 REBOUNDS	Collins (19) v/Bkn, 3/9/19	Simmons (15), Phi, 4/3/19
HAD 20-24 REBOUNDS	Howard (20) @Phi, 3/29/17	Vucevic (20), Orl, 3/17/19
HAD 25-29 REBOUNDS	Collins (25) v/Ind, 4/10/19	Whiteside (25), Mia, 11/15/16
HAD 30+ REBOUNDS	Willis (33) v/Was, 2/19/92	Nater (33), Mil, 12/19/76
HAD 20+ ASSISTS	Blaylock (23) v/Uta, 3/6/93	Rondo (20), Bos, 4/11/12
HAD 5+ STEALS	Bembry (5) @Tor, 1/18/19	Smart (5), Bos, 3/16/19
HAD 10+ BLOCKED SHOTS	J. Smith (10) @Dal, 12/18/04	Clark (12), Tor, 3/23/01
MADE 15-19 FGs	Young (17) v/Chi, 3/1/19	Mitchell (15), Uta, 3/21/19
MADE 20+ FIELD GOALS	Abdur-Rahim (21) v/Det, 11/23/01	Iverson (20), Phi, 11/29/03
MADE 15-19 FTs	Young (16) v/Min, 2/27/19	DeRozan (15), SAS, 4/2/19
MADE 20+ FREE THROWS	Do. Wilkins (20) @NYK, 3/2/93	Wade (20), Mia, 12/19/07
HAD A TRIPLE-DOUBLE	Young vs. Bkn (3/9/19)	Payton, NOP, 3/10/19
HAD A 20-20 (PTS/REBS)	Collins (20 pts/25 rebs) 4/10/19 vs. Ind	Vucevic (27 pts/20 rebs) 3/17/19 (Orl)
HAD A 30-20 (PTS/REBS)	Willis (35 pts/25 rebs) 4/13/93 vs. Cle	Nater (30 pts/33 rebs) 12/19/76 (Mil)
HAD A 20-30 (PTS/REBS)	Willis (20 pts/33 rebs) 2/19/92 v/Was	Nater (30 pts/33 rebs) 12/19/76 (Mil)
FOUR-POINT PLAY	Young @Pho, 2/2/19	Miller, NOP, 3/10/19
TEAM		
SCORED 120-129 POINTS	v/Phi (129), 3/23/19	Phi (122), 4/3/19
SCORED 130-139 POINTS	v/Ind (134), 4/10/19	Ind (135), 4/10/19
SCORED 140-149 POINTS	v/OKC (142), 1/15/19	Orl (149), 4/5/19
SCORED 150+ POINTS	v/Chi (161), 3/1/19	Chi (168), 3/1/19
SHOT 60% FIELD GOALS	v/OKC (.622), 1/15/19	Orl (.609), 4/5/19
WON BY 20-29 POINTS	v/Mem (21, 132-111), 3/13/19	Por (20, 118-98), 3/29/19
WON BY 30-39 POINTS	@Phi (32, 104-72), 10/29/16	Orl (36, 149-113), 4/5/19
WON BY 40+ POINTS	v/Sac (46, 126-80), 11/15/17	Den (45, 138-93), 11/15/18
HAWKS		
WON FIVE STRAIGHT	12/28/16-1/10/17 (7)	
WON 10 STRAIGHT	12/27/14 - 1/31/15 (19)	
WON 5 STRAIGHT AT HOME	2/26/16 - 3/19/16 (6)	
WON 10 STRAIGHT AT HOME	12/30/14 - 2/6/15 (12)	
WON 15 STRAIGHT AT HOME	11/12/96 - 2/12/97 (20)	
WON 20 STRAIGHT AT HOME	11/12/96 - 2/12/97 (20)	
WON 5 STRAIGHT ON THE ROAD	1/4/17-1/16/17 (5)	
WON 10 STRAIGHT ON THE ROAD	12/17/14 - 1/17/15 (12)	
LOST 5 STRAIGHT ON THE ROAD	12/31/18 - 1/9/19 (5)	
LOST 10 STRAIGHT ON THE ROAD	12/6/17 - 1/8/18 (10)	

Hawks.com /Hawks @ATLHawks

HISTORY
ATL
15
15 VINCE
CARTER

YEARLY W - L RECORDS

TRI-CITIES BLACKHAWKS (54-78)

Year	Coach	Season W	Season L	Finish	Playoffs W	Playoffs L
1949-50	Roger Potter (1-6)					
	Arnold "Red" Auerbach (28-29)	29	35	3rd	1	2
1950-51	Dave McMillan (9-14)					
	John Logan (2-1)					
	Marko Todorovich (14-28)	25	43	5th	—	—

MILWAUKEE HAWKS (91-190)

1951-52	Doxie Moore	17	49	5th	—	—
1952-53	Andrew Levane	27	44	5th	—	—
1953-54	Andrew Levane (11-35)					
	William "Red" Holzman (10-16)	21	51	4th	—	—
1954-55	William "Red" Holzman	26	46	4th	—	—

ST. LOUIS HAWKS (553-452)

1955-56	William "Red" Holzman	33	39	3rd	4	4
1956-57	William "Red" Holzman (14-19)					
	Slater Martin (5-3)					
	Alex Hannum (15-16)	34	38	1st	8	4
1957-58	Alex Hannum	41	31	1st	8	3
1958-59	Andy Phillip (6-4)					
	Ed Macauley (43-19)	49	23	1st	2	4
1959-60	Ed Macauley	46	29	1st	7	7
1960-61	Paul Seymour	51	28	1st	5	7
1961-62	Paul Seymour (5-9)					
	Andrew Levane (20-40)					
	Bob Pettit (4-2)	29	51	4th	—	—
1962-63	Harry Gallatin	48	32	2nd	6	5
1963-64	Harry Gallatin	46	34	2nd	7	5
1964-65	Harry Gallatin (17-16)					
	Richie Guerin (28-19)	45	35	2nd	1	3
1965-66	Richie Guerin	36	44	3rd	6	4
1966-67	Richie Guerin	39	42	2nd	5	4
1967-68	Richie Guerin	56	26	1st	2	4

ATLANTA HAWKS (2048-2086)

1968-69	Richie Guerin	48	34	2nd	5	6
1969-70	Richie Guerin	48	34	1st	4	5
1970-71	Richie Guerin	36	46	2nd	1	4
1971-72	Richie Guerin	36	46	2nd	2	4
1972-73	Cotton Fitzsimmons	46	36	2nd	2	4
1973-74	Cotton Fitzsimmons	35	47	2nd	—	—
1974-75	Cotton Fitzsimmons	31	51	4th	—	—
1975-76	Cotton Fitzsimmons (28-46)/Gene Tormohlen (1-7)	29	53	5th	—	—
1976-77	Hubie Brown	31	51	6th	—	—
1977-78	Hubie Brown	41	41	4th	0	2
1978-79	Hubie Brown	46	36	3rd	5	4
1979-80	Hubie Brown	50	32	1st	1	4
1980-81	Hubie Brown (31-48)	31	51	4th	—	—
	Michael Fratello/Brendan Suhr (0-3)					
1981-82	Kevin Loughery	42	40	2nd	0	2
1982-83	Kevin Loughery	43	39	2nd	1	2
1983-84	Michael Fratello	40	42	3rd	2	3
1984-85	Michael Fratello	34	48	5th	—	—
1985-86	Michael Fratello	50	32	2nd	4	5
1986-87	Michael Fratello	57	25	1st	4	5
1987-88	Michael Fratello	50	32	3rd	6	6
1988-89	Michael Fratello	52	30	3rd	2	3
1989-90	Michael Fratello	41	41	6th	—	—
1990-91	Bob Weiss	43	39	4th	2	3
1991-92	Bob Weiss	38	44	5th	—	—
1992-93	Bob Weiss	43	39	4th	0	3
1993-94	Lenny Wilkens	57	25	1st	5	6
1994-95	Lenny Wilkens	42	40	5th	0	3
1995-96	Lenny Wilkens	46	36	4th	4	
1996-97	Lenny Wilkens	56	26	2nd	4	6

YEARLY W - L RECORDS, CONT.

ATLANTA HAWKS (2048-2086), CONT.

Year	Coach	Season W	Season L	Finish	Playoffs W	Playoffs L
1997-98	Lenny Wilkens	50	32	4th	1	3
1998-99	Lenny Wilkens	31	19	2nd	3	6
1999-00	Lenny Wilkens	28	54	7th	—	—
2000-01	Lon Kruger	25	57	7th	—	—
2001-02	Lon Kruger	33	49	6th	—	—
2002-03	Lon Kruger (11-16)/Terry Stotts (24-31)	35	47	5th	—	—
2003-04	Terry Stotts	28	54	7th	—	—
2004-05	Mike Woodson	13	69	5th	—	—
2005-06	Mike Woodson	26	56	4th	—	—
2006-07	Mike Woodson	30	52	5th	—	—
2007-08	Mike Woodson	37	45	3rd	3	4
2008-09	Mike Woodson	47	35	2nd	4	7
2009-10	Mike Woodson	53	29	2nd	4	7
2010-11	Larry Drew	44	38	3rd	6	6
2011-12	Larry Drew	40	26	2nd	2	4
2012-13	Larry Drew	44	38	2nd	2	4
2013-14	Mike Budenholzer	38	44	4th	3	4
2014-15	Mike Budenholzer	60	22	1st	8	8
2015-16	Mike Budenholzer	48	34	2nd	4	6
2016-17	Mike Budenholzer	43	39	2nd	2	4
2017-18	Mike Budenholzer	24	58	5th	—	—
2018-19	Lloyd Pierce	29	53	5th	—	—

COACHING RECORDS

Name	Regular Season W	Regular Season L	Regular Season Pct.	Playoffs W	Playoffs L	Playoffs Pct.
Richie Guerin	327	291	.529	26	34	.433
Michael Fratello	324	250	.564	18	22	.450
Lenny Wilkens	310	232	.572	17	30	.362
Mike Budenholzer	213	197	.520	17	22	.436
Mike Woodson	206	286	.419	11	18	.379
Hubie Brown	199	208	.489	6	10	.375
Cotton Fitzsimmons	140	180	.438	2	4	.333
Larry Drew	128	102	.557	10	14	.417
Bob Weiss	124	122	.504	2	6	.250
Harry Gallatin	111	82	.575	13	10	.565
Ed Macauley	89	48	.650	9	11	.450
Kevin Loughery	85	79	.518	1	4	.200
William "Red" Holzman	83	120	.409	4	4	.500
Lon Kruger	69	122	.361	—	—	—
Andrew Levane	58	119	.328	—	—	—
Paul Seymour	56	37	.602	5	7	.417
Alex Hannum	56	47	.544	16	7	.696
Terry Stotts	52	85	.380			
Lloyd Pierce	29	53	.354			
Arnold "Red" Auerbach	28	29	.491	1	2	.333
Doxie Moore	17	49	.258			
Marko Todorovich	14	28	.333			
Dave McMillan	9	14	.391			
Andy Phillip	6	4	.600			
Slater Martin	5	3	.625			
Bob Pettit	4	2	.667			
John Logan	2	1	.667			
Roger Potter	1	6	.143			
Gene Tormohlen	1	7	.125			
Michael Fratello/Brendan Suhr	0	3	.000			

YEARLY RESULTS: 1968 - 69

48-34 OVERALL (28-12 at home, 18-21 on the road, 2-1 at neutral site)

SEASON STATS

	G	Min	FGM	FGA	Pct	FTM	FTA	Pct	Reb	Asst	PF	DQ	Pts	Avg
Hudson	81	2869	716	1455	.492	338	435	.777	533	216	248	0	1770	21.9
Beaty	72	2578	588	1251	.470	370	506	.731	798	131	272	7	1546	21.5
Caldwell	81	2720	561	1106	.507	159	296	.537	303	320	231	1	1281	15.8
Bridges	80	2930	351	775	.453	239	353	.677	1132	298	290	3	941	11.8
Ohl	76	1995	385	901	.427	147	208	.707	170	221	232	5	917	12.1
Hazzard	80	2420	345	869	.397	208	294	.707	266	474	264	6	898	11.2
Davis	78	1367	265	568	.467	154	231	.667	529	97	239	6	684	8.8
Silas	79	1853	241	575	.419	204	333	.613	745	140	166	0	686	8.7
Guerin	27	472	47	111	.423	57	74	.770	59	99	66	0	151	5.6
Harlicka	26	218	41	90	.456	24	31	.774	16	37	29	0	106	4.1
Hamilton	25	141	37	67	.552	2	5	.400	29	8	19	0	76	3.0
Lehmann	11	138	26	67	.388	8	12	.667	9	27	18	0	60	5.5
Waller	11	29	2	9	.222	3	7	.429	10	1	8	0	7	0.6

RESULTS

(#, overtime; #2, double OT; #3, three OT; #4, four OT)

(1) at Columbia, SC (2) at Baltimore, MD (3) at Cleveland, OH

Date	Opponent	W/L	Atl.	Opp.	Record
10/16	CINCINNATI	L	110	125	0-1
10/19	MILWAUKEE	W	125	107	1-1
10/23	CHICAGO	W	106	91	2-1
10/25	at Seattle	L	112	123	2-2
10/27	at Phoenix	W	123	100	3-2
10/29	at Los Angeles	L	124	125	3-3
10/30	at San Diego	L	116	127	3-4
11/1	SAN FRAN.	W	109	105	4-4
11/3	BOSTON	L	103	123	4-5
11/6	at Baltimore	L	119	140	4-6
11/8	SAN DIEGO	W	114	101	5-6
11/9	SAN FRAN.	W	113	106	6-6
11/12	at San Francisco	L	108	123	6-7
11/13	at Seattle	W	142	113	7-7
11/15	PHILADELPHIA	L	115	116	7-8
11/16	at Cincinnati	L	125	130	7-9
11/19	at Milwaukee	L	98	119	7-10
11/20	NEW YORK	W	111	106	8-10
11/21	at Detroit	W	129	121	9-10
11/23	at Chicago	W	114	96	10-10
11/24	BALTIMORE	L	111	118	10-11
11/26	at Baltimore	L	99	102	10-12
11/27	CINCINNATI	W	94	91	11-12
11/30	at Cincinnati	W	126	109	12-12
12/3	at New York	L	93	126	12-13
12/4	NEW YORK	L	113	121	12-14
12/6	LOS ANGELES	L	94	99	12-15
12/8	at Phoenix	W	121	99	13-15
12/10	at San Francisco	W	111	100	14-15
12/12	at Seattle	W	93	91	15-15
12/13	at Los Angeles	W	105	103	16-15
12/14	at Chicago	W	87	83	17-15
12/18	MILWAUKEE	W	122	116	18-15
12/21	DETROIT	W	120	110	19-15
12/26	SEATTLE	W	126	96	20-15
12/28	BOSTON	W	110	97	21-15
12/29	BALTIMORE	W	101	99	22-15
1/2	at Chicago	W	106	88	23-15
1/3	DETROIT	W	128	106	24-15
1/4	LOS ANGELES	L	111	121	24-16
1/5	PHOENIX	W	97	96	25-16
1/8	at Philadelphia	L	111	112	25-17
1/10	DETROIT	W	104	101	26-17
1/11	LOS ANGELES	W	104	100	27-17
	ALL-STAR BREAK				
1/16 (1)	PHOENIX	W	112	107	28-17
1/17	PHOENIX	W	112	107	29-17
1/19	NEW YORK	W	100	96	30-17
1/21	at San Diego	L	113	124	30-18
1/22	at Phoenix	W	125	107	31-18
1/24	LOS ANGELES	W	110	106	32-18
1/25	at Baltimore	W	112	109	33-18
1/26	PHILADELPHIA	L	115	119	33-19
1/28	at Boston	L	96	108	33-20
1/29	at Philadelphia	L	96	119	33-21
1/31	SEATTLE	L	112	119	33-22
2/1	DETROIT	W	119	99	34-22
2/2	SAN DIEGO	W	115	103	35-22
2/4	at New York	L	97	122	35-23
2/7	at Boston	W	109	107	36-23
2/8	CHICAGO	W	106	97	37-23
2/9	BALTIMORE	L	101	102	37-24
2/11	SAN FRANCISCO	L	87	92	37-25
2/12	at Milwaukee	W	113	106	38-25
2/14 (#)	BOSTON	W	104	101	39-25
2/16	SAN FRANCISCO	L	106	113	39-26
2/17 (2)	MILWAUKEE	L	111	123	39-27
2/18 (3)	at Cincinnati.	W	124	123	40-27
2/20	at Detroit	W	97	87	41-27
2/23	SAN DIEGO	W	124	92	42-27
2/25	at New York	L	101	122	42-28
2/28	at Boston	L	120	122	42-29
3/3	MILWAUKEE	W	112	106	43-29
3/8	PHILADELPHIA	W	138	99	44-29
3/9	CINCINNATI	W	134	107	45-29
3/11	at Chicago	L	90	102	45-30
3/12	CHICAGO	W	109	90	46-30
3/15	at Philadelphia	L	120	122	46-31
3/16 (#)	SEATTLE	W	131	127	47-31
3/18	at San Francisco	W	128	115	48-31
3/20	SAN DIEGO	L	97	115	48-32
3/21	at Los Angeles	L	103	116	48-33
3/23	at San Diego	L	121	128	48-34

ATLANTA
Most points: 142 at Seattle (11/13)
Least points: 87 (two times)

OPPONENT
Most points: 140 (Baltimore, 11/6)
Least points: 83 (Chicago, 12/14)

YEARLY RESULTS: 1969 - 70

48-34 OVERALL (25-13 at home, 18-16 on the road, 5-5 at neutral site)

SEASON STATS

	G	Min	FGM	FGA	Pct	FTM	FTA	Pct	Reb	Asst	PF	DQ	Pts	Avg
Hudson	80	3091	830	1564	.531	371	450	.824	373	276	225	1	2031	25.4
Caldwell	82	2857	674	1329	.507	379	551	.688	407	287	255	3	1727	21.1
Bellamy	23	855	141	287	.491	75	124	.605	310	88	97	2	357	15.5
Hazzard	82	2757	493	1056	.467	267	330	.809	329	561	264	3	1253	15.3
Bridges	82	3269	443	932	.475	331	451	.734	1181	345	292	6	1217	14.8
Davis	82	2623	438	943	.464	240	318	.755	796	238	335	5	1116	13.6
Gregor	81	1603	286	661	.433	88	113	.779	397	63	159	5	660	8.1
Beard	72	941	183	392	.467	135	163	.828	140	121	124	0	501	7.0
Ohl	66	984	176	372	.473	58	72	.806	71	98	113	1	410	6.2
Newmark	64	612	127	296	.429	59	77	.766	174	42	128	3	313	4.9
O'Malley	24	113	21	60	.350	8	19	.421	26	10	12	0	50	2.1
Tormohlen	2	11	2	4	.500	0	0	.000	4	1	3	0	4	2.0
Guerin	8	64	3	11	.273	1	1	1.000	2	12	9	0	7	0.9

RESULTS

(#, overtime; #2, double OT; #3, three OT; #4, four OT)

(1) at Auburn, AL (2) at Albuquerque, NM (3) at St. Louis, MO (4) at Salt Lake City, UT (5) at Kansas City, KS
(6) at Cleveland, OH (7) at Memphis, TN (8) at Columbia, SC (9) at Greenville, SC

Date	Opponent	W/L	Atl.	Opp.	Record
10/15	SEATTLE	W	124	119	1-0
10/18	PHOENIX	W	121	116	2-0
10/22	SAN FRANCISCO	L	93	94	2-1
10/24	at Boston	W	122	110	3-1
10/25	DETROIT	L	104	125	3-2
10/28	at New York	L	104	128	3-3
10/29	SAN DIEGO	W	117	114	4-3
11/1 (#)	at Baltimore	W	140	137	5-3
11/2	SEATTLE	W	125	113	6-3
11/5	BOSTON	W	128	121	7-3
11/6 (#)	at Chicago	W	142	137	8-3
11/8	SAN FRANCISCO	W	106	93	9-3
11/10 (1)	CHICAGO	W	133	132	10-3
11/11	PHILADELPHIA	W	124	107	11-3
11/14	at San Francisco	W	120	109	12-3
11/15	at San Diego	L	118	133	12-4
11/16 (2)	at Phoenix	L	118	139	12-5
11/19	at Seattle	W	137	116	13-5
11/21	at Detroit	W	118	106	14-5
11/22	PHILADELPHIA	L	116	132	14-6
11/25 (3)	MILWAUKEE	L	115	130	14-7
11/26	NEW YORK	L	103	138	14-8
11/28	at Boston	W	130	105	15-8
11/29	CINCINNATI	W	128	111	16-8
12/4	SEATTLE	W	119	111	17-8
12/5	at Cincinnati	L	127	156	17-9
12/7	at Los Angeles	W	104	103	18-9
12/9 (4)	SAN FRANCISCO	W	117	115	19-9
12/10	at San Diego	L	107	126	19-10
12/12	LOS ANGELES	W	121	107	20-10
12/13	MILWAUKEE	L	100	121	20-11
12/16 (#)	at New York	W	125	124	21-11
12/17	BALTIMORE	L	133	138	21-12
12/18 (5)	at Chicago	L	112	114	21-13
12/20	BOSTON	W	122	106	22-13
12/21	CHICAGO	W	118	111	23-13
12/26 (6)	at Cincinnati	L	110	130	23-14
12/27	PHILADELPHIA	W	112	107	24-14
12/29	SAN DIEGO	W	122	118	25-14
12/31	BALTIMORE	W	122	111	26-14
1/2	at Philadelphia	L	117	121	26-15
1/3	CINCINNATI	L	102	104	26-16
1/4	at Milwaukee	W	126	125	27-16
1/6	SEATTLE	W	101	97	28-16
1/7	at Boston	W	112	106	29-16
1/9	LOS ANGELES	L	112	127	29-17
1/10	at Baltimore	L	109	130	29-18
1/12 (7)	DETROIT	L	100	113	29-19
1/13	at Philadelphia	L	105	136	29-20
1/14	SAN FRANCISCO	L	101	103	29-21
1/16 (8)	CINCINNATI	W	117	100	30-21
1/18	CHICAGO	W	125	107	31-21
	ALL-STAR BREAK				
1/25	MILWAUKEE	L	116	131	31-22
1/26	at San Francisco	W	131	104	32-22
1/28	at Seattle	L	119	120	32-23
1/29	at Phoenix	L	102	111	32-24
1/30	at Los Angeles	L	87	102	32-25
2/1	BALTIMORE	L	124	133	32-26
2/2 (9)	DETROIT	W	125	121	33-26
2/4	NEW YORK	W	111	96	34-26
2/6	CHICAGO	W	104	93	35-26
2/8	at Chicago	L	107	117	35-27
2/10	at San Francisco	L	104	113	35-28
2/11	at San Diego	W	155	131	36-28
2/12	at Los Angeles	L	114	136	36-29
2/15	BOSTON	W	146	125	37-29
2/18 (7)(#)	CINCINNATI	W	139	125	38-29
2/21	at New York	W	122	106	39-29
2/22	DETROIT	L	114	116	39-30
2/24	at Los Angeles	W	118	105	40-30
2/25	at Seattle	L	112	120	40-31
2/27	at Baltimore	L	107	114	40-32
3/1	PHOENIX	L	98	109	40-33
3/3	LOS ANGELES	W	101	93	41-33
3/5	at Milwaukee	W	126	117	42-33
3/8	at Phoenix	L	119	130	42-34
3/10	MILWAUKEE	W	140	127	43-34
3/11	SAN DIEGO	W	122	121	44-34
3/15	PHOENIX	W	126	111	45-34
3/17	at Philadelphia	W	128	125	46-34
3/20	NEW YORK	W	110	102	47-34
3/22	at Detroit	W	130	126	48-34

ATLANTA
Most points: 155 at San Diego (2/11)
Least points: 87 at Los Angeles (1/30)

OPPONENT
Most points: 156 (Cincinnati, 12/5)
Least points: 93 (three times)

YEARLY RESULTS: 1970 - 71

36-46 OVERALL (21-20 at home, 14-26 on the road, 1-0 at neutral site)

SEASON STATS

	G	Min	FGM	FGA	Pct	FTM	FTA	Pct	Reb	Asst	PF	DQ	Pts	Avg
Hudson	76	3113	829	1713	.484	381	502	.759	386	257	186	0	2039	26.8
Maravich	81	2926	738	1613	.458	404	505	.800	298	355	238	1	1880	23.2
Hazzard	82	2877	517	1126	.459	315	415	.759	300	514	276	2	1349	16.5
Bellamy	82	2908	433	879	.493	336	556	.604	1060	230	271	4	1202	14.7
Bridges	82	3140	382	834	.458	211	330	.639	1233	240	317	7	975	11.9
Chambers	65	1168	237	526	.451	106	134	.791	245	61	119	0	580	8.9
Davis	82	1864	241	503	.479	195	288	.677	546	108	253	5	677	8.3
Chappell	42	451	71	161	.441	60	74	.811	133	16	63	2	202	4.8
Vallely	51	430	73	204	.358	45	59	.763	34	47	50	0	191	3.7
Christian	54	524	55	127	.433	40	64	.625	177	30	118	0	150	2.8
White	38	315	34	84	.405	22	39	.564	48	47	62	2	90	2.4
Riley	7	39	4	9	.444	5	9	.556	12	1	5	0	13	1.9

RESULTS

(#, overtime; #2, double OT; #3, three OT; #4, four OT)

(1) at College Park, MD

Date		Opponent	W/L	Atl.	Opp.	Record
10/17		MILWAUKEE	L	98	107	0-1
10/21		SAN FRANCISCO	W	102	100	1-1
10/22		at Detroit	L	101	120	1-2
10/24		BOSTON	L	109	113	1-3
10/26		at Cincinnati	L	107	126	1-4
10/31		SAN DIEGO	L	117	121	1-5
11/1		at Cleveland	W	131	107	2-5
11/4		DETROIT	L	105	117	2-6
11/6		at Philadelphia	L	112	118	2-7
11/7		PHOENIX	L	100	107	2-8
11/10		PHILADELPHIA	W	109	104	3-8
11/11		at Buffalo	L	118	134	3-9
11/13		at Boston	W	116	114	4-9
11/14		CHICAGO	L	116	120	4-10
11/17		at Los Angeles	L	105	116	4-11
11/18		at Portland	L	131	146	4-12
11/21		BALTIMORE	W	130	103	5-12
11/22		PHILADELPHIA	W	125	115	6-12
11/24		at New York	L	119	128	6-13
11/25		NEW YORK	L	111	114	6-14
11/27		at San Diego	L	127	128	6-15
11/29		at Seattle	L	107	130	6-16
12/1		at San Francisco	L	106	113	6-17
12/2		at Phoenix	L	112	126	6-18
12/5		SEATTLE	W	106	100	7-18
12/8		at Milwaukee	L	104	125	7-19
12/9		at Cincinnati	L	106	118	7-20
12/11		at Chicago	L	86	87	7-21
12/12		PORTLAND	W	107	101	8-21
12/13		BUFFALO	W	110	91	9-21
12/16		SAN DIEGO	W	128	117	10-21
12/18	(1)	at Baltimore	W	116	112	11-21
12/19		LOS ANGELES	L	104	116	11-22
12/22		at Los Angeles	W	119	115	12-22
12/23		at San Diego	L	102	133	12-23
12/25		at Phoenix	L	115	127	12-24
12/26		CINCINNATI	L	118	130	12-25
12/28		SAN FRANCISCO	L	104	115	12-26
12/29		at Detroit	L	97	99	12-27
12/31		CLEVELAND	W	119	85	13-27
1/2		at New York	W	112	108	14-27
1/3		BOSTON	L	128	140	14-28
1/5		DETROIT	L	90	98	14-29
1/7		BALTIMORE	L	102	110	14-30
1/8		at Baltimore	L	104	115	14-31
1/10		PHOENIX	L	105	116	14-32
		ALL-STAR BREAK				
1/15		at Boston	L	123	134	14-33
1/16		LOS ANGELES	W	127	123	15-33
1/18		at Buffalo	W	123	113	16-33
1/20		SEATTLE	L	108	112	16-34
1/22		at Milwaukee	W	117	110	17-34
1/24		MILWAUKEE	L	120	142	17-35
1/26		at Philadelphia	L	122	129	18-35
1/27		NEW YORK	L	108	116	17-37
1/29		CLEVELAND	W	119	111	18-37
1/31		SAN DIEGO	W	131	120	19-37
2/2		at San Francisco	L	99	101	19-38
2/4		at Portland	L	123	137	19-39
2/5	(#)	at Seattle	W	121	120	20-39
2/7		CINCINNATI	W	121	118	21-39
2/9		at New York	W	114	109	22-39
2/10		BOSTON	W	114	102	23-39
2/12		NEW YORK	W	125	116	24-39
2/14		MILWAUKEE	L	88	124	24-40
2/16		at Chicago	L	102	118	24-41
2/20		at Baltimore	W	122	115	25-41
2/21		BALTIMORE	L	119	121	25-42
2/24		PORTLAND	W	118	107	26-42
2/26	(#)	at Boston	L	129	137	26-43
2/27		BUFFALO	W	134	117	27-43
2/28		DETROIT	L	105	106	27-44
3/2		at Seattle	W	128	116	28-44
3/3		at San Francisco	W	109	105	29-44
3/5		at Los Angeles	W	105	104	30-44
3/7		CINCINNATI	W	122	112	31-44
3/10		PHOENIX	W	139	98	32-44
3/12		at Cleveland	W	119	107	33-44
3/13		at Cincinnati	L	127	136	33-45
3/14		PHILADELPHIA	W	108	101	34-45
3/16		at Philadelphia	W	130	125	35-45
3/19	(#)	CHICAGO	W	112	111	36-45
3/20		at Chicago	L	121	138	36-36

ATLANTA
Most points: 139 vs. Phoenix (3/10)
Least points: 86 at Chicago (12/11)

OPPONENT
Most points: 146 (Portland, 11/18)
Least points: 85 (Cleveland, 12/31)

YEARLY RESULTS: 1971 - 72

36-46 OVERALL (22-19 at home, 13-26 on the road, 1-1 at neutral site)

SEASON STATS

	G	Min	FGM	FGA	Pct	FTM	FTA	Pct	Reb	Asst	PF	DQ	Pts	Avg
Hudson	77	3042	775	1540	.503	349	430	.812	385	309	225	0	1899	24.7
Maravich	66	2302	460	1077	.427	355	438	.811	256	393	207	0	1275	19.3
Bellamy	82	3187	593	1089	.545	340	581	.585	1049	262	255	2	1526	18.6
Washington	67	2416	325	729	.446	201	256	.785	601	121	217	0	851	12.7
Adams	70	2030	307	779	.394	204	273	.747	494	137	259	5	818	11.7
Gilliam	82	2337	345	774	.446	145	173	.838	335	377	232	3	835	10.2
Bridges	14	546	51	134	.381	31	44	.705	190	40	50	1	133	9.5
May	75	1285	234	476	.492	126	164	.768	217	55	133	0	594	7.9
Williams	10	127	23	53	.434	21	29	.724	4	20	18	0	67	6.7
Trapp	60	890	144	388	.371	105	139	.755	183	51	144	2	393	6.6
Vallely	9	110	20	43	.465	13	20	.650	11	9	13	0	53	5.9
Payne	29	227	45	103	.437	29	46	.630	69	15	40	0	119	4.1
Halliburton	37	288	61	133	.459	25	30	.833	37	20	50	1	147	4.0
Siegfried	21	335	25	77	.325	20	23	.870	32	52	32	0	70	3.3
Christian	56	485	66	142	.465	44	61	.721	181	28	77	0	176	3.1
Davis	11	119	8	33	.242	10	18	.556	36	8	14	0	26	2.4

RESULTS

(#, overtime; #2, double OT; #3, three OT; #4, four OT)

(1) at San Diego, CA, (2) at Hershey, PA

Date		Opponent	W/L	Atl.	Opp.	Record
10/12		at Cincinnati	L	113	127	0-1
10/16		PHILADELPHIA	L	102	104	0-2
10/20		LOS ANGELES	L	104	126	0-3
10/22		BOSTON	L	108	115	0-4
10/23		at New York	W	95	89	1-4
10/25		at Boston	L	116	136	1-5
10/27		NEW YORK	W	110	96	2-5
10/29		at Cleveland	W	98	97	3-5
10/30		DETROIT	L	99	104	3-6
11/3		CHICAGO	L	100	113	3-7
11/5	(#)	BUFFALO	L	117	122	3-8
11/6		at Philadelphia	L	96	101	3-9
11/10		MILWAUKEE	L	100	116	3-10
11/12		GOLDEN STATE	W	106	104	4-10
11/17		SEATTLE	L	104	112	4-11
11/20		PHOENIX	W	115	109	5-11
11/23		at Buffalo	L	97	102	5-12
11/24		at Milwaukee	L	107	141	5-13
11/26		BALTIMORE	L	105	118	5-14
11/27		CLEVELAND	L	95	103	5-15
11/28		at Boston	L	108	130	5-16
11/30		at Chicago	L	85	86	5-17
12/1		at Detroit	W	117	103	6-17
12/4		PHILADELPHIA	W	126	109	7-17
12/7	(1)	at Golden State	W	116	113	8-17
12/9		at Phoenix	L	115	135	8-18
12/10		at Houston	L	88	95	8-19
12/12		at Los Angeles	L	95	104	8-20
12/15	(#)	HOUSTON	L	115	117	8-21
12/17		at Baltimore	L	103	114	8-22
12/18		BALTIMORE	W	123	94	9-22
12/19		CINCINNATI	W	101	99	10-22
12/22		at Cincinnati	W	106	103	11-22
12/23		at Cleveland	L	110	115	11-23
12/25		BUFFALO	W	140	117	12-23
12/26		at Milwaukee	L	92	114	12-24
12/27		PORTLAND	W	135	121	13-24
12/30		at Houston	L	115	129	13-25
1/1		at Phoenix	W	116	111	14-25
1/4		at Portland	W	103	91	15-25
1/5		at Seattle	L	116	127	15-26
1/7		LOS ANGELES	L	90	134	15-27
1/8		at Baltimore	L	102	110	15-28
1/12		MILWAUKEE	W	104	102	16-28
1/14		at Cincinnati	L	102	126	16-29
1/15		BOSTON	L	106	122	16-30
1/16		PHILADELPHIA	W	124	116	17-30
		ALL-STAR BREAK				
1/21		GOLDEN STATE	L	111	113	17-31
1/23		at Milwaukee	W	118	113	18-31
1/25		at Buffalo	W	123	110	19-31
1/26		SEATTLE	L	119	131	19-32
1/28		DETROIT	W	124	108	20-32
1/30		at Phoenix	L	103	105	20-33
2/3		at Golden State	L	115	132	20-34
2/5		CLEVELAND	W	120	117	21-34
2/6		at Houston	L	113	120	21-35
2/9		LOS ANGELES	L	113	117	21-36
2/11		at Chicago	L	91	102	21-37
2/12		CHICAGO	L	106	117	21-38
2/13		BUFFALO	W	133	119	22-38
2/15		at Detroit	W	113	105	23-38
2/16		BALTIMORE	W	105	103	24-38
2/18		at Baltimore	L	81	106	24-39
2/20		CINCINNATI	L	92	101	24-40
2/23		PHOENIX	W	120	118	25-40
2/25	(2)	at Philadelphia	L	110	114	25-41
2/27		PORTLAND	W	113	110	26-41
2/29		at Buffalo	W	99	89	27-41
3/3		at Los Angeles	L	104	113	27-42
3/4		at Portland	W	120	101	28-42
3/5		at Seattle	L	110	112	28-43
3/8		CHICAGO	L	96	98	28-44
3/12		CLEVELAND	W	135	114	29-44
3/14		at New York	L	107	115	29-45
3/15		SEATTLE	W	134	96	30-45
3/17		at Detroit	L	112	121	30-46
3/18		CINCINNATI	W	115	106	31-46
3/19		at Cleveland	W	115	105	32-46
3/21		at Philadelphia	W	117	111	33-46
3/22		HOUSTON	W	107	106	34-46
3/24		GOLDEN STATE	W	118	102	35-46
3/26		NEW YORK	W	120	106	36-46

ATLANTA
Most points: 140 vs. Buffalo (12/25)
Least points: 81 at Baltimore (2/18)

OPPONENT
Most points: 141 (Milwaukee, 11/24)
Least points: 86 (Chicago, 11/30)

YEARLY RESULTS: 1972 - 73

46-36 OVERALL (28-13 at home, 17-23 on the road, 1-0 at neutral site)

SEASON STATS

	G	Min	FGM	FGA	Pct	FTM	FTA	Pct	Reb	Asst	PF	DQ	Pts	Avg
Hudson	75	3027	816	1710	.477	397	481	.825	467	258	197	1	2029	27.1
Maravich	79	3089	789	1788	.441	485	606	.800	346	546	245	1	2063	26.1
Bellamy	74	2802	455	901	.505	283	526	.538	964	179	244	1	1193	16.1
Gilliam	76	2741	471	1007	.468	123	150	.820	399	482	257	8	1065	14.0
Trapp	77	1853	359	824	.436	150	194	.773	455	127	274	11	868	11.3
Washington	75	2833	308	713	.432	163	224	.728	801	174	252	5	779	10.4
Bracey	70	1050	192	395	.486	73	110	.664	107	125	125	0	457	6.5
Adams	4	76	8	38	.211	7	8	.875	22	5	11	0	23	5.8
Halliburton	24	238	50	116	.431	21	22	.955	26	28	29	0	121	5.0
May	32	317	61	134	.455	22	31	.710	67	21	55	0	144	4.5
Christian	55	759	85	155	.548	60	79	.759	305	47	111	2	230	4.2
Wetzel	28	504	42	94	.447	14	17	.824	58	39	41	1	98	3.5
Tschogl	10	94	14	40	.350	2	4	.500	21	6	25	0	30	3.0
Mast	42	447	50	118	.424	19	30	.633	136	37	50	0	119	2.8

RESULTS

(#, overtime; #2, double OT; #3, three OT; #4, four OT)

(1) at Pittsburgh, PA

Date		Opponent	W/L	Atl.	Opp.	Record
10/10		at Buffalo	W	120	109	1-0
10/13		at Baltimore	L	98	115	1-1
10/15		NEW YORK	W	109	101	2-1
10/17		BOSTON	L	115	119	2-2
10/20		at Houston	L	108	120	2-3
10/21		at Kansas City	L	101	108	2-4
10/24		at Portland	W	118	110	3-4
10/25		at Seattle	W	118	115	4-4
10/28		at Golden State	L	107	122	4-5
10/31		HOUSTON	L	105	106	4-6
11/3		at Houston	W	114	108	5-6
11/4		PHILADELPHIA	W	128	120	6-6
11/7	(#)	BALTIMORE	W	109	107	7-6
11/9		at New York	L	99	101	7-7
11/11		MILWAUKEE	W	111	102	8-7
11/14		GOLDEN STATE	L	105	114	8-8
11/18		PHOENIX	W	126	122	9-8
11/19		at Cleveland	L	98	109	9-9
11/21	(#)	at Detroit	L	110	113	9-10
11/23		SEATTLE	W	110	97	10-10
11/25		CHICAGO	L	99	100	10-11
11/26		at Milwaukee	L	96	108	10-12
11/29		at Phoenix	L	98	109	10-13
12/1	(#)	at Los Angeles	W	114	109	11-13
12/2		at Portland	W	106	103	12-13
12/5		PORTLAND	W	122	121	13-13
12/7	(#)	at Chicago	W	94	89	14-13
12/8		BALTIMORE	W	134	115	15-13
12/9		at Kansas City	L	115	130	15-14
12/12		at New York	L	93	114	15-15
12/13		NEW YORK	W	121	120	16-15
12/16		CLEVELAND	W	100	94	17-15
12/20		KANSAS CITY	W	119	102	18-15
12/22		at Buffalo	W	110	109	19-15
12/23	(1)	at Philadelphia	W	124	112	20-15
12/26		at Cleveland	L	96	115	20-16
12/27		at Philadelphia	W	121	120	21-16
12/28		BALTIMORE	L	111	112	21-17
12/30		BUFFALO	W	120	110	22-17
1/2		at Chicago	L	90	100	22-18
1/3		at Milwaukee	L	97	105	22-19
1/5		BOSTON	L	108	126	22-20
1/6		at Detroit	W	116	111	23-20
1/9		HOUSTON	W	120	114	24-20
1/11		NEW YORK	L	107	122	24-21
1/12		at Boston	L	109	133	24-22
1/14		LOS ANGELES	L	100	102	24-23
1/16	(#)	DETROIT	W	130	129	25-23
1/17		at Philadelphia	W	122	105	26-23
1/18		BUFFALO	L	125	127	26-24
1/20		CLEVELAND	W	96	84	27-24
		ALL-STAR BREAK				
1/26		at Buffalo	W	118	82	28-24
1/27		KANSAS CITY	W	129	126	29-24
1/28		at Houston	L	108	116	29-25
1/30		DETROIT	L	123	126	29-26
2/2		at Boston	W	100	99	30-26
2/3		BUFFALO	W	105	101	31-26
2/6		BALTIMORE	W	112	106	32-26
2/7		at Baltimore	L	108	137	32-27
2/8	(#)	CLEVELAND	L	132	136	32-28
2/10		HOUSTON	W	103	91	33-28
2/11		at Cleveland	W	115	107	34-28
2/16		at Phoenix	W	111	104	35-28
2/18		at Los Angeles	W	99	92	36-28
2/20		at Golden State	L	115	118	36-29
2/23		at Seattle	L	120	124	36-30
2/27		SEATTLE	W	131	130	37-30
3/2		at Philadelphia	W	130	107	38-30
3/3		HOUSTON	W	136	125	39-30
3/4		PHILADELPHIA	W	138	130	40-30
3/8		PORTLAND	W	135	129	41-30
3/10		GOLDEN STATE	W	117	113	42-30
3/11		at Houston	L	118	129	42-31
3/13		at Cleveland	L	107	115	42-32
3/16		PHOENIX	W	135	127	43-32
3/18		MILWAUKEE	L	104	105	43-33
3/20		LOS ANGELES	W	114	112	44-33
3/21		at New York	W	98	93	45-33
3/23		at Boston	L	108	124	45-34
3/24		CHICAGO	W	113	111	46-34
3/25		at Baltimore	L	105	112	46-35
3/27		BOSTON	L	110	117	46-36

ATLANTA
Most points: 138 vs. Philadelphia (3/4)
Least points: 90 at Chicago (1/2)

OPPONENT
Most points: 137 (Baltimore, 2/7)
Least points: 82 (Buffalo, 1/26)

YEARLY RESULTS: 1973 - 74

35-47 OVERALL (23-18 at home, 12-25 on the road, 0-4 at neutral site)

SEASON STATS

	G	Min	FGM	FGA	Pct	FTM	FTA	Pct	Reb	Asst	PF	Stl	Blk	Pts	Avg
Maravich	76	2903	819	1791	.457	469	568	.826	374	396	261	111	13	2107	27.7
Hudson	65	2588	678	1356	.500	295	353	.836	350	213	205	160	29	1651	25.4
Gilliam	62	2003	384	846	.454	106	134	.791	267	355	190	134	18	874	14.1
Bellamy	77	2440	389	801	.486	233	383	.608	740	189	232	52	48	1011	13.1
Washington	73	2519	297	612	.485	134	196	.684	735	156	249	49	74	728	10.0
Brown	77	1715	277	632	.438	163	217	.751	441	114	239	29	16	717	9.3
Jones	74	1448	238	502	.474	116	156	.744	454	86	197	29	64	592	8.0
Bracey	75	1463	241	520	.463	69	96	.719	146	231	157	60	5	551	7.3
Wetzel	70	1232	107	252	.425	41	57	.719	170	138	147	73	19	255	3.6
Schlueter	57	547	63	135	.467	38	50	.760	155	45	84	25	22	164	2.9
Inglesby	48	398	50	131	.382	29	37	.784	44	37	43	19	4	129	2.7
Tschogl	64	499	59	166	.355	10	17	.588	76	33	69	17	20	128	2.0

RESULTS

(#, overtime; #2, double OT; #3, three OT; #4, four OT)

(1) Toronto, ON (2) at Hershey, PA
(3) at Madison, WI (4) at Providence, RI

Date		Opponent	W/L	Atl.	Opp.	Record
10/9		CAPITAL	W	128	114	1-0
10/11		LOS ANGELES	W	129	102	2-0
10/12		at Detroit	L	105	122	2-1
10/13		KC/OMAHA	L	102	117	2-2
10/20		at Phoenix	L	108	118	2-3
10/21		at Los Angeles	W	119	100	3-3
10/24		at Seattle	W	131	106	4-3
10/26		at Portland	L	110	127	4-4
10/27		at Golden State	W	125	116	5-4
10/30		PHOENIX	W	122	101	6-4
11/2		at Houston	W	125	123	7-4
11/3		BOSTON	L	109	122	7-5
11/4		at Cleveland	W	115	110	8-5
11/8		DETROIT	L	115	129	8-6
11/10		PHILADELPHIA	W	120	97	9-6
11/13		at Buffalo	L	114	121	9-7
11/15		PORTLAND	W	123	114	10-7
11/17		CAPITAL	L	109	115	10-8
11/22		GOLDEN STATE	L	99	101	10-9
11/23		at Capital	L	86	101	10-10
11/24		MILWAUKEE	L	92	112	10-11
11/27		at KC/Omaha	W	129	110	11-11
11/28		BUFFALO	W	130	106	12-11
12/1		SEATTLE	W	120	110	13-11
12/5		at KC/Omaha	L	105	117	13-12
12/7		at Boston	L	112	116	13-13
12/8		at New York	L	100	117	13-14
12/11	(#)	BUFFALO	L	127	132	13-15
12/15		at Milwaukee	L	82	116	13-16
12/18		at Capital	W	98	91	14-16
12/19		NEW YORK	W	107	105	15-16
12/21		at Houston	W	124	110	16-16
12/22		CLEVELAND	L	98	108	16-17
12/26		PHILADELPHIA	W	145	118	17-17
12/28		at Chicago	L	94	118	17-18
12/29		HOUSTON	W	114	110	18-18
12/30		at Cleveland	W	99	94	19-18
1/1		at New York	L	89	99	19-19
1/2		PHOENIX	L	113	116	19-20
1/5		CLEVELAND	W	99	86	20-20
1/6	(1)	at Buffalo	L	109	118	20-21
1/8		at Buffalo	L	96	100	20-22
1/10		CHICAGO	L	104	116	20-23
1/11	(2)	at Philadelphia	L	100	121	20-24
1/13		BOSTON	W	128	105	21-24
		ALL-STAR BREAK				
1/17		PORTLAND	W	126	99	22-24
1/18		at Boston	L	94	98	22-25
1/19		SEATTLE	W	127	109	23-25
1/22		at Chicago	L	89	102	23-26
1/23		HOUSTON	L	104	115	23-27
1/26		BUFFALO	W	132	122	24-27
1/27		NEW YORK	L	89	111	24-28
1/29		at Cleveland	L	111	118	24-29
1/30		GOLDEN STATE	L	122	129	24-30
2/2		HOUSTON	W	117	107	25-30
2/3		at Houston	L	112	123	25-31
2/5		CAPITAL	W	121	103	26-31
2/6		LOS ANGELES	W	107	103	27-31
2/8		at Philadelphia	W	99	90	28-31
2/9		CLEVELAND	L	84	104	28-32
2/11		PHILADELPHIA	L	95	116	28-33
2/14		at Golden State	L	105	121	28-34
2/16	(#)	at Phoenix	L	123	124	28-35
2/17		at Los Angeles	W	113	110	29-35
2/20	(3)	at Milwaukee	L	94	110	29-36
2/23		at New York	L	90	98	29-37
2/24	(4)	at Boston	L	96	111	29-38
2/27		KC/Omaha	L	76	85	29-39
3/1		MILWAUKEE	L	89	105	29-40
3/2		HOUSTON	W	129	122	30-40
3/5		at Capital	L	89	103	30-41
3/6		NEW YORK	L	94	96	30-42
3/9		CHICAGO	W	106	99	31-42
3/10		DETROIT	L	111	116	31-43
3/12		at Cleveland	L	84	95	31-44
3/15		at Seattle	W	126	107	32-44
3/16		at Portland	L	127	128	32-45
3/20		BOSTON	W	99	89	33-45
3/22		at Philadelphia	W	107	106	34-45
3/23	(#)	CAPITAL	W	119	108	35-45
3/24		at Capital	L	92	120	35-46
3/26		at Detroit	L	108	109	35-47

ATLANTA
Most points: 145 vs. Philadelphia (12/26)
Least points: 76 vs. KC/Omaha (2/22)

OPPONENT
Most points: 132 (Buffalo, 12/11)
Least points: 85 (KC/Omaha, 2/27)

YEARLY RESULTS: 1974 - 75

31-51 OVERALL (22-19 at home, 9-31 on the road, 0-1 at neutral site)

SEASON STATS

	G	Min	FGM	FGA	Pct	FTM	FTA	Pct	Reb	Asst	PF	Stl	Blk	Pts	Avg
Hudson	11	380	97	225	.431	48	57	.842	47	40	33	13	2	242	22.0
Drew	78	2289	527	1230	.428	388	544	.713	836	138	274	119	39	1442	18.5
Van Arsdale	73	2570	544	1269	.429	294	383	.768	249	207	231	78	3	1382	18.9
Gilliam	60	1393	314	736	.427	94	113	.832	204	170	124	77	13	722	12.0
Sojourner	73	2129	378	775	.488	95	146	.651	642	93	217	35	57	851	11.7
Henderson	79	2131	367	893	.411	168	241	.697	212	314	149	105	7	902	11.4
Brown	73	1986	315	684	.461	185	250	.740	434	133	228	54	15	815	11.2
Jones	75	2086	323	752	.430	132	183	.721	697	152	226	51	51	778	10.4
Meminger	80	2177	233	500	.466	168	263	.639	214	397	160	118	11	634	7.9
Washington	38	905	114	259	.440	41	55	.745	196	68	86	23	13	269	7.1
Lee	9	177	12	36	.333	32	39	.821	70	8	25	1	4	56	6.2
Kauffman	73	797	113	261	.433	59	84	.702	182	81	103	19	4	285	3.9
Wetzel	63	785	87	204	.426	68	77	.883	114	77	108	51	8	242	3.8

RESULTS

(#, overtime; #2, double OT; #3, three OT; #4, four OT)

(1) at Baton Rouge, LA

Date		Opponent	W/L	Atl.	Opp.	Record
10/18		at Chicago	L	115	120	0-1
10/19		HOUSTON	W	118	112	1-1
10/22		PHILADELPHIA	W	125	92	2-1
10/24		CLEVELAND	L	97	116	2-2
10/25		at Boston	L	109	116	2-3
10/30		at Detroit	W	104	96	3-3
10/31		at New York	L	90	93	3-4
11/2		BOSTON	L	125	126	3-5
11/7		PHOENIX	W	109	108	4-5
11/9		PORTLAND	L	115	119	4-6
11/10		at Milwaukee	W	99	94	5-6
11/12		at Golden State	L	111	128	5-7
11/14		at Portland	L	92	104	5-8
11/16		NEW ORLEANS	W	130	104	6-8
11/19		SEATTLE	W	122	113	7-8
11/21		NEW YORK	L	95	101	7-9
11/22	(1)	at New Orleans	L	86	90	7-10
11/23		KC/OMAHA	L	100	103	7-11
11/26		WASHINGTON	W	119	102	8-11
11/27		at Washington	L	104	114	8-12
11/29		at Houston	W	96	91	9-12
12/3		at Phoenix	W	90	85	10-12
12/6		at Los Angeles	L	84	100	10-13
12/8		at Seattle	W	102	95	11-13
12/10		at Portland	W	107	103	12-13
12/12		GOLDEN STATE	L	109	129	12-14
12/14	(#)	BOSTON	L	90	92	12-15
12/17		WASHINGTON	W	96	85	13-15
12/19		CHICAGO	L	80	88	13-16
12/20		at Buffalo	W	113	102	14-16
12/21		HOUSTON	L	96	101	14-17
12/23		at Philadelphia	L	88	100	14-18
12/25		at Washington	L	92	110	14-19
12/26		at Houston	L	86	114	14-20
12/28		LOS ANGELES	W	106	89	15-20
12/29		at Cleveland	L	103	110	15-21
1/1		at KC/Omaha	W	102	97	16-21
1/2		at Milwaukee	L	111	116	16-22
1/4		BUFFALO	L	108	121	16-23
1/7	(#)	CLEVELAND	W	113	112	17-23
1/8		at Boston	L	96	104	17-24
1/10		at Chicago	L	113	116	17-25
1/11		DETROIT	L	113	118	17-26
		ALL-STAR BREAK				
1/16		WASHINGTON	W	108	85	18-26
1/18		BUFFALO	L	115	129	18-27
1/19		SEATTLE	W	117	109	19-27
1/21		NEW ORLEANS	W	135	103	20-27
1/23		HOUSTON	L	95	96	20-28
1/24		at Detroit	L	103	113	20-29
1/25		MILWAUKEE	W	117	101	21-29
1/28		at New York	L	111	115	21-30
1/30		NEW YORK	L	115	117	21-31
1/31		at Buffalo	L	101	111	21-32
2/1		at Cleveland	L	109	112	21-33
2/4		CLEVELAND	W	111	97	22-33
2/6		DETROIT	W	111	98	23-33
2/7		at Houston	L	97	105	23-34
2/8		NEW ORLEANS	L	102	106	23-35
2/10		at New Orleans	L	89	96	23-36
2/14		at Los Angeles	L	100	108	23-37
2/15		at Phoenix	W	111	107	24-37
2/20		at Golden State	L	102	108	24-38
2/21		at Seattle	L	108	110	24-39
2/23	(#)	at Cleveland	L	105	111	24-40
2/27		CHICAGO	L	91	111	24-41
3/1		KC/OMAHA	W	108	95	25-41
3/4		LOS ANGELES	W	109	97	26-41
3/5		at Washington	L	112	118	26-42
3/6		GOLDEN STATE	W	110	106	27-42
3/8		NEW ORLEANS	W	113	101	28-42
3/11		WASHINGTON	L	87	99	28-43
3/13		MILWAUKEE	L	104	120	28-44
3/15		at New Orleans	L	123	140	28-45
3/16		PHOENIX	W	117	114	29-45
3/18		at KC/Omaha	L	101	105	29-46
3/21		at Philadelphia	L	103	114	29-47
3/22		PHILADELPHIA	W	104	100	30-47
3/25		PORTLAND	L	89	105	30-48
3/29		CLEVELAND	W	103	97	31-48
3/30		at New Orleans	L	105	108	31-49
4/1		at Houston	L	104	113	31-50
4/5		at Washington	L	115	123	31-51

ATLANTA
Most points: 130 vs. New Orleans (11/16)
Least points: 80 vs. Chicago (12/19)

OPPONENT
Most points: 140 (New Orleans, 3/15)
Least points: 85 (three times)

YEARLY RESULTS: 1975 - 76

29-53 OVERALL (20-21 at home, 9-32 on the road)

SEASON STATS

	G	Min	FGM	FGA	Pct	FTM	FTA	Pct	Reb	Asst	PF	Stl	Blk	Pts	Avg
Drew	77	2351	586	1168	.502	488	656	.744	660	150	261	138	30	1660	21.6
Hudson	81	2558	569	1205	.472	237	291	.814	300	214	241	124	17	1375	17.0
Henderson	81	2900	469	1136	.413	216	305	.708	265	374	195	137	10	1154	14.2
Van Arsdale	75	2026	346	785	.441	126	166	.759	186	146	202	57	7	818	10.9
Jones	66	1762	251	542	.463	163	219	.744	524	83	214	52	61	665	10.1
Sojourner	67	1602	248	524	.473	80	119	.672	449	58	174	38	40	576	8.6
Hawkins	74	1907	237	530	.447	136	191	.712	445	212	172	80	46	610	8.2
Brown	75	1758	215	486	.442	162	209	.775	403	126	235	45	16	592	7.9
Meminger	68	1418	155	379	.409	100	152	.658	151	222	116	54	8	410	6.0
Holland	33	351	85	213	.399	22	34	.647	41	26	48	20	2	192	5.8
Willoughby	62	870	113	284	.398	66	100	.660	288	31	87	37	29	292	4.7
DuVal	13	130	15	43	.349	6	9	.667	8	20	15	6	2	36	2.8
Creighton	32	172	12	43	.279	7	16	.438	45	4	23	2	9	31	1.0

RESULTS

(#, overtime; #2, double OT; #3, three OT; #4, four OT)

Date		Opponent	W/L	Atl.	Opp.	Record
10/23		NEW ORLEANS	W	109	91	1-0
10/25		DETROIT	L	102	108	1-1
11/2	(#)	at Los Angeles	L	113	116	1-2
11/4		at Portland	W	98	97	2-2
11/6		CLEVELAND	L	108	113	2-3
11/8		SEATTLE	W	107	94	3-3
11/11		Bos. at Hartford	W	100	91	4-3
11/12		at Detroit	W	109	106	5-3
11/14		WASHINGTON	W	97	88	6-3
11/15		at New York	L	86	92	6-4
11/16		NEW YORK	W	97	96	7-4
11/19	(#)	at Golden State	W	104	98	8-4
11/20		at Washington	L	96	105	8-5
11/22		NEW ORLEANS	L	85	89	8-6
11/23		PHILADELPHIA	W	115	111	9-6
11/26		at New Orleans	W	113	108	10-6
11/28		at Boston	L	107	114	10-7
12/4		PORTLAND	W	94	87	11-7
12/6		BOSTON	L	104	111	11-8
12/10		at Kansas City	L	94	100	11-9
12/11		BUFFALO	W	122	99	12-9
12/13		KANSAS CITY	W	115	101	13-9
12/16		at New York	L	96	97	13-10
12/18		LOS ANGELES	W	114	98	14-10
12/19		at Houston	L	107	113	14-11
12/20		HOUSTON	W	123	108	15-11
12/21	(#)	CHICAGO	L	90	97	15-12
12/25		at Washington	L	94	99	15-13
12/26		at Cleveland	W	98	97	16-13
12/27		MILWAUKEE	W	87	82	17-13
1/1		at New Orleans	L	95	111	17-14
1/3		PHOENIX	L	89	100	17-15
1/6		at Milwaukee	W	91	87	18-15
1/8		HOUSTON	L	106	115	18-16
1/10		CLEVELAND	L	100	106	18-17
1/11		PORTLAND	L	109	116	18-18
1/14		SEATTLE	L	110	112	18-19
1/15		at Cleveland	W	98	91	19-19
1/17		GOLDEN STATE	W	97	91	20-19
1/20		at Chicago	W	100	86	21-19
1/21		BUFFALO	L	94	102	21-20
1/23		at Buffalo	L	104	119	21-21
1/24		at Philadelphia	L	116	130	21-22
1/25		PHILADELPHIA	L	109	112	21-23
1/27		at New York	W	114	113	22-23
1/28		at Boston	L	99	110	22-24
1/29		NEW YORK	W	112	109	23-24
1/31		NEW ORLEANS	L	95	108	23-25
2/1		CHICAGO	W	84	80	24-25
		ALL-STAR BREAK				
2/5		DETROIT	L	108	111	24-26
2/7		WASHINGTON	L	90	103	24-27
2/8		LOS ANGELES	L	89	97	24-28
2/10		KANSAS CITY	W	111	89	25-28
2/12		at Golden State	L	104	113	25-29
2/13		at Seattle	L	102	119	25-30
2/15		BUFFALO	W	112	104	26-30
2/17		at Cleveland	L	92	112	26-31
2/21		at Washington	L	95	103	26-32
2/22		at New Orleans	L	94	102	26-33
2/26		at Phoenix	L	97	115	26-34
2/29		at Portland	L	98	102	26-35
3/4		BOSTON	W	103	98	27-35
3/6		at Houston	L	97	101	27-36
3/7		HOUSTON	W	123	106	28-36
3/11		PHOENIX	L	99	104	28-37
3/12		at Philadelphia	L	107	109	28-38
3/14	(#)	at Kansas City	L	113	114	28-39
3/17		at Houston	L	112	124	28-40
3/19		at Chicago	L	101	108	28-41
3/20		CLEVELAND	L	99	107	28-42
3/23		at Golden State	L	100	118	28-43
3/25		at Phoenix	L	98	107	28-44
3/26		at Los Angeles	L	85	107	28-45
3/28		at Seattle	L	112	127	28-46
3/30	(#)	at Milwaukee	L	126	130	28-47
4/2		at Buffalo	L	93	101	28-48
4/3		MILWAUKEE	L	106	115	28-49
4/4		at Cleveland	L	92	120	28-50
4/5		WASHINGTON	L	105	133	28-51
4/9		at Detroit	L	108	111	28-52
4/10		PHILADELPHIA	W	123	109	29-52
4/11		HOUSTON	L	111	122	29-53

ATLANTA
Most points: 126 at Milwaukee (3/30)
Least points: 84 vs. Chicago (2/1)

OPPONENT
Most points: 133 (Washington, 4/5)
Least points: 80 (Chicago, 2/1)

YEARLY RESULTS: 1976 - 77

31-51 OVERALL (19-22 at home, 12-29 on the road)

SEASON STATS

	G	Min	FGM	FGA	Pct	FTM	FTA	Pct	Reb	Asst	PF	Stl	Blk	Pts	Avg
Drew	74	2688	689	1416	.487	412	577	.714	675	133	275	102	29	1790	24.2
Robinson	36	1449	310	648	.478	186	241	.772	462	97	130	38	20	806	22.4
Hudson	58	1745	413	905	.456	142	169	.840	129	155	160	67	19	968	16.7
Henderson	46	1568	196	453	.433	126	168	.750	124	386	74	79	8	518	11.3
Charles	82	2487	354	855	.414	205	256	.801	168	295	240	141	45	913	11.1
Meriweather	74	2068	319	607	.526	182	255	.714	596	82	324	41	82	820	11.1
Terry	12	241	47	87	.540	18	21	.857	18	25	21	9	1	112	9.3
Hawes	44	945	147	305	.480	67	88	.761	261	63	141	36	24	361	8.2
Barker	59	1354	182	436	.417	112	164	.683	401	60	223	33	41	476	8.1
Hill	81	1825	175	439	.399	139	174	.799	143	403	245	85	6	489	6.0
Brown	77	1405	160	350	.457	121	150	.807	236	103	217	46	7	441	5.7
Denton	45	700	103	256	.402	33	47	.702	218	33	100	14	16	239	5.3
Willoughby	39	549	75	169	.444	43	63	.683	170	13	64	19	23	193	4.9
Sojourner	51	551	95	203	.468	41	57	.719	146	21	66	15	9	231	4.5
Davis	7	67	8	35	.229	4	13	.308	7	2	9	7	0	20	2.9
Dickerson	6	63	6	12	.500	5	8	.625	2	11	13	1	0	17	2.8

RESULTS

(#, overtime; #2, double OT; #3, three OT; #4, four OT)

Date	Opponent	W/L	Atl.	Opp.	Record
10/21	HOUSTON	L	104	120	0-1
10/24	MILWAUKEE	W	115	91	1-1
10/26	SAN ANTONIO	W	122	114	2-1
10/29	at Los Angeles	L	101	118	2-2
10/30	at Golden State	L	106	114	2-3
10/31	at Seattle	L	112	126	2-4
11/2	at Portland	L	116	129	2-5
11/4	CHICAGO	W	97	87	3-5
11/6	DETROIT	L	105	110	3-6
11/7	CLEVELAND	W	107	97	4-6
11/11	PORTLAND	W	107	105	5-6
11/13	NEW ORLEANS	L	86	115	5-7
11/16	at NY Knicks	L	97	100	5-8
11/17	at Boston	L	91	104	5-9
11/20	PHILADELPHIA	L	106	123	5-10
11/21	KANSAS CITY	L	83	106	5-11
11/24	at Indiana	L	93	115	5-12
11/26	at NY Nets	W	109	105	6-12
11/27	BUFFALO	W	101	94	7-12
11/28	GOLDEN STATE	L	98	132	7-13
12/2	WASHINGTON	L	90	102	7-14
12/3	at New Orleans	L	105	121	7-15
12/4	NY NETS	L	105	107	7-16
12/8	at San Antonio	W	117	108	8-16
12/9	at Kansas City	W	102	100	9-16
12/11	at Cleveland	W	95	94	10-16
12/12	PHOENIX	L	91	106	10-17
12/14	LOS ANGELES	W	106	104	11-17
12/16	at Houston	L	107	118	11-18
12/17	at New Orleans	W	113	109	12-18
12/18	BOSTON	L	110	117	12-19
12/19	at Milwaukee	L	109	126	12-20
12/22	at Detroit	L	94	107	12-21
12/23	at Chicago	L	95	101	12-22
12/26	NY KNICKS	L	98	103	12-23
12/28	SEATTLE	L	119	120	12-24
12/29	at Washington	L	92	96	12-25
1/2	NEW ORLEANS	L	88	93	12-26
1/4	DENVER	W	113	109	13-26
1/6	INDIANA	L	95	103	13-27
1/10	PHOENIX	L	92	93	13-28
1/12	at Buffalo	W	124	118	14-28
1/14	at NY Nets	W	120	101	15-28
1/15	KANSAS CITY	L	90	115	15-29
1/16	PORTLAND	W	125	120	16-29
1/19	at Philadelphia	L	94	114	16-30
1/21	MILWAUKEE	W	121	101	17-30
1/23	GOLDEN STATE	L	97	104	17-31
1/28	at Houston	L	104	118	17-32
1/29	HOUSTON	W	101	97	18-32
2/1	DETROIT	L	92	95	18-33
2/3	BUFFALO	W	100	98	19-33
2/5	CHICAGO	W	99	96	20-33
2/8	at Phoenix	L	104	117	20-34
2/9	at Seattle	W	99	98	21-34
2/11	at Portland	W	121	108	22-34
	ALL-STAR BREAK				
2/15	at Golden State	L	111	117	22-35
2/18	at Los Angeles	W	111	101	23-35
2/20	at Denver	L	95	111	23-36
2/24	(#) NY KNICKS	W	101	98	24-36
2/25	at Chicago	L	87	96	24-37
2/26	SAN ANTONIO	W	119	111	25-37
3/1	LOS ANGELES	L	90	92	25-38
3/4	WASHINGTON	W	100	99	26-38
3/6	at Detroit	L	105	115	26-39
3/8	PHILADELPHIA	W	99	98	27-39
3/11	DENVER	W	100	95	28-39
3/13	CLEVELAND	L	113	115	28-40
3/16	at Philadelphia	L	100	109	28-41
3/18	at Boston	L	96	98	28-42
3/19	at NY Knicks	L	101	107	28-43
3/22	at Buffalo	W	86	84	29-43
3/23	BOSTON	L	96	103	29-44
3/25	at Indiana	L	95	103	29-45
3/26	at Cleveland	L	94	99	29-46
3/30	at Washington	L	103	110	29-47
3/31	NY NETS	W	95	81	30-47
4/2	INDIANA	L	99	106	30-48
4/3	at San Antonio	W	111	103	31-48
4/5	at Phoenix	L	102	108	31-49
4/6	at Denver	L	95	110	31-50
4/8	at Milwaukee	L	107	118	31-51

ATLANTA
Most points: 125 vs. Portland (1/16)
Least points: 83 vs. Kansas City (11/21)

OPPONENT
Most points: 132 (Golden State, 11/28)
Least points: 81 (N.Y. Nets, 3/31)

YEARLY RESULTS: 1977 - 78

41-41 OVERALL (27-9 at home, 12-29 on the road, 2-3 at neutral site)

SEASON STATS

	G	Min	FGM	FGA	Pct	FTM	FTA	Pct	Reb	Asst	PF	Stl	Blk	Pts	Avg
Drew	70	2203	593	1236	.480	437	575	.760	511	141	247	119	27	1623	23.2
Hawes	75	2325	387	854	.453	175	214	.818	690	190	230	78	57	949	12.7
Criss	77	1935	319	751	.425	236	296	.797	121	294	143	108	5	874	11.4
Behagen	26	751	117	249	.470	51	70	.729	173	34	97	30	12	285	11.0
E. Johnson	79	1875	332	686	.484	164	201	.816	153	235	232	100	4	828	10.5
McMillen	68	1683	280	568	.493	116	145	.800	416	84	233	33	16	676	9.9
Hill	82	2530	304	732	.415	189	223	.848	231	427	302	151	15	797	9.7
Charles	21	520	73	184	.397	42	50	.840	24	82	53	25	5	188	9.0
O. Johnson	82	1704	292	619	.472	111	130	.854	260	120	180	80	36	695	8.5
Rollins	80	1795	253	520	.487	104	148	.703	552	79	326	57	218	610	7.6
Brown	75	1594	192	405	.474	165	200	.825	303	105	280	55	8	549	7.3
Robertson	63	929	168	381	.441	37	53	.698	70	103	133	74	5	373	5.9
Terry	27	166	25	68	.368	9	11	.818	15	7	14	6	0	59	2.2

RESULTS

(#, overtime; #2, double OT; #3, three OT; #4, four OT)

(1) at Hartford, CT (2) at Charlotte, NC (3) at Louisville, KY (4) at Baton Rouge, LA

Date	Opponent	W/L	Atl.	Opp.	Record
10/22	CLEVELAND	W	107	101	1-0
10/25	(1) at Boston	L	103	110	1-1
10/26	(#) at New Jersey	W	113	110	2-1
10/28	LOS ANGELES	W	102	95	3-1
11/1	SEATTLE	W	102	99	4-1
11/2	at Detroit	W	102	89	5-1
11/4	at Kansas City	W	111	110	6-1
11/5	GOLDEN STATE	W	100	94	7-1
11/10	at Houston	W	132	101	8-1
11/11	PORTLAND	L	92	132	8-2
11/12	at San Antonio	L	99	116	8-3
11/15	PHILADELPHIA	L	93	114	8-4
11/16	at Boston	L	105	131	8-5
11/19	NEW JERSEY	W	129	114	9-5
11/23	DENVER	W	105	104	10-5
11/25	MILWAUKEE	L	115	117	10-6
11/29	BOSTON	W	108	101	11-6
11/30	at Buffalo	L	93	105	11-7
12/3	at Golden State	L	101	118	11-8
12/4	at Phoenix	W	96	89	12-8
12/5	at Seattle	L	88	99	12-9
12/7	at Denver	L	116	123	12-10
12/9	NEW YORK	L	84	103	12-11
12/10	at Cleveland	L	87	102	12-12
12/13	at New York	L	106	107	12-13
12/14	at Philadelphia	W	108	99	13-13
12/16	SAN ANTONIO	W	115	99	14-13
12/18	(#2) PHOENIX	W	134	129	15-13
12/20	at Chicago	L	86	94	15-14
12/21	at Indiana	L	98	109	15-15
12/23	at Milwaukee	W	109	93	16-15
12/25	at Washington	L	93	100	16-16
12/26	WASHINGTON	L	106	113	16-17
12/28	INDIANA	W	99	92	17-17
12/30	(2) DENVER	L	104	106	17-18
1/3	DETROIT	L	103	106	17-19
1/4	at Detroit	L	97	111	17-20
1/6	at New Orleans	L	94	96	17-21
1/7	HOUSTON	W	106	83	18-21
1/11	(2) WASHINGTON	W	100	95	19-21
1/13	SAN ANTONIO	L	92	98	19-22
1/14	at Kansas City	L	101	110	19-23
1/17	KANSAS CITY	W	111	90	20-23
1/18	(2) NEW ORLEANS.	L	106	108	20-24
1/19	(3) at Chicago	L	95	105	20-25
1/21	INDIANA	W	111	100	21-25
1/22	at Cleveland	L	89	93	21-26
1/27	NEW YORK	W	105	96	22-26
1/29	BUFFALO	W	107	102	23-26
1/31	(#) at Chicago	L	103	106	23-27
2/2	at Indiana	W	107	105	24-27
	ALL-STAR BREAK				
2/8	at Denver	L	109	114	24-28
2/9	at Phoenix	L	98	125	24-29
2/12	at Los Angeles	W	116	103	25-29
2/15	at Portland	L	99	102	25-30
2/17	(4) at New Orleans	W	111	102	26-30
2/18	at Houston	L	112	121	26-31
2/22	(2) PHOENIX	W	107	95	27-31
2/23	at San Antonio	L	105	118	27-32
2/24	GOLDEN STATE	L	96	97	27-33
2/26	BUFFALO	W	119	117	28-33
2/28	BOSTON	W	117	85	29-33
3/1	at New Jersey	L	95	97	29-34
3/3	HOUSTON	W	133	110	30-34
3/5	SEATTLE	W	101	94	31-34
3/7	DETROIT	W	123	109	32-34
3/8	at Philadelphia	L	97	108	32-35
3/10	PORTLAND	W	114	105	33-35
3/12	MILWAUKEE	W	98	93	34-35
3/16	at Golden State	L	98	104	34-36
3/18	at Portland	L	86	105	34-37
3/19	at Los Angeles	L	87	101	34-38
3/21	at Milwaukee	L	86	100	34-39
3/24	(#) NEW ORLEANS	W	96	94	35-39
3/25	at Washington	L	95	98	35-40
3/28	LOS ANGELES	W	105	104	36-40
3/31	(#) PHILADELPHIA	W	111	110	37-40
4/2	NEW JERSEY	W	124	113	38-40
4/4	at New York	W	105	101	39-40
4/5	at Buffalo	W	87	74	40-40
4/7	CLEVELAND	L	109	111	40-41
4/9	CHICAGO	W	99	85	41-41

ATLANTA
Most points: 134 vs. Phoenix (12/18)
Least points: 84 vs. New York (12/9)

OPPONENT
Most points: 132 (Portland, 11/11)
Least points: 74 (Buffalo, 4/5)

YEARLY RESULTS: 1978 - 79

46-36 OVERALL (34-7 at home, 12-29 on the road)

SEASON STATS

	G	Min	FGM	FGA	Pct	FTM	FTA	Pct	Reb	Asst	PF	Stl	Blk	Pts	Avg
Drew	79	2410	650	1375	.473	495	677	.731	522	119	332	128	16	1795	22.7
Johnson	78	2413	501	982	.510	243	292	.832	170	360	241	121	11	1245	16.0
Roundfield	80	2539	462	916	.504	300	420	.714	865	131	358	87	176	1224	15.3
Hawes	81	2205	372	756	.492	108	132	.818	591	184	264	79	47	852	10.5
Hill	82	2527	296	682	.434	246	288	.854	164	480	292	102	16	838	10.2
Furlow	29	576	113	235	.481	60	70	.857	71	81	42	18	13	286	9.9
Rollins	81	1900	297	555	.535	89	141	.631	588	49	238	46	254	683	8.4
Givens	74	1347	234	564	.415	102	135	.756	214	83	121	72	17	570	7.7
Lee	49	997	144	313	.460	88	117	.752	59	169	88	56	1	376	7.7
McMillen	82	1392	232	498	.466	106	119	.891	332	69	211	15	32	570	7.0
Criss	54	879	109	289	.377	67	86	.779	60	138	70	41	3	285	5.3
Wilson	61	589	81	197	.411	24	44	.545	76	72	66	30	8	186	3.0
Herron	14	81	14	48	.292	12	13	.923	10	3	11	6	2	40	2.9

RESULTS

(#, overtime; #2, double OT; #3, three OT; #4, four OT)

Date		Opponent	W/L	Atl.	Opp.	Record
10/13		at Indiana	L	104	117	0-1
10/14		DETROIT	W	122	114	1-1
10/18		BOSTON	L	99	116	1-2
10/21		DENVER	W	130	125	2-2
10/24		at New York	L	109	113	2-3
10/25		at Philadelphia	L	117	118	2-4
10/28		CHICAGO	W	116	92	3-4
10/31		at Washington	W	110	108	4-4
11/2		GOLDEN STATE	L	106	113	4-5
11/40	(#)	NEW JERSEY	L	117	118	4-6
11/91		SAN DIEGO	W	125	101	5-6
11/10		at Boston	W	115	103	6-6
11/11		MILWAUKEE	W	105	92	7-6
11/16		at Kansas City	L	100	109	7-7
11/18		PHILADELPHIA	W	124	116	8-7
11/21		at San Diego	W	113	107	9-7
11/22		at Denver	W	113	111	10-7
11/24		at Detroit	L	117	119	10-8
11/25		LOS ANGELES	W	109	103	11-8
11/28		at Cleveland	L	98	112	11-9
11/30	(#)	NEW YORK	W	102	96	12-9
12/2		NEW ORLEANS	W	128	94	13-9
12/6		at Phoenix	L	109	136	13-10
12/8		at Seattle	L	106	107	13-11
12/9		at Golden State	L	84	94	13-12
12/10		at Los Angeles	L	86	88	13-13
12/13		INDIANA	W	117	101	14-13
12/15		at New Jersey	W	121	112	15-13
12/17		at New York	L	105	111	15-14
12/19		at Chicago	L	95	101	15-15
12/20		NEW YORK	W	121	112	16-15
12/22		at Boston	L	105	124	16-16
12/23		CLEVELAND	W	109	91	17-16
12/26		at San Antonio	L	111	124	17-17
12/27		SAN ANTONIO	W	115	107	18-17
12/29		at Philadelphia	L	107	113	18-18
12/30		DENVER	W	113	87	19-18
1/3		LOS ANGELES	L	96	99	19-19
1/5		at Houston	W	109	106	20-19
1/6		WASHINGTON	L	102	106	20-20
1/7		at Indiana	L	97	112	20-21
1/10	(#2)	at Milwaukee	W	117	113	21-21
1/12		at Chicago	W	100	93	22-21
1/13		SAN DIEGO	W	124	119	23-21
1/14		HOUSTON	W	115	105	24-21
1/17		PORTLAND	W	111	110	25-21
1/20		NEW ORLEANS	W	118	94	26-21
1/21		at New Orleans	L	87	108	26-22
1/23		INDIANA	L	107	110	26-23
1/25		SEATTLE	L	98	100	26-24
1/27		SAN ANTONIO	W	120	113	27-24
1/30		at Washington	L	105	109	27-25
1/31		KANSAS CITY	W	130	118	28-25
		ALL-STAR BREAK				
2/6		BOSTON	W	104	101	29-25
2/7		at Kansas City	L	108	124	29-26
2/9		at Phoenix	W	105	102	30-26
2/11		at Portland	L	87	91	30-27
2/14		at Seattle	L	104	116	30-28
2/18		at San Diego	L	101	116	30-29
2/20		at Cleveland	W	119	109	31-29
2/21		PORTLAND	W	106	83	32-29
2/24		PHOENIX	W	110	85	33-29
2/27		HOUSTON	W	125	111	34-29
3/1		GOLDEN STATE	W	104	86	35-29
3/3		CHICAGO	W	119	101	36-29
3/6		PHILADELPHIA	W	94	91	37-29
3/7	(#)	KANSAS CITY	W	122	120	38-29
3/11	(#)	SEATTLE	W	113	111	39-29
3/13		at Portland	L	82	103	39-30
3/14		at Golden State	L	98	113	39-31
3/16		at Los Angeles	L	110	111	39-32
3/17		at Denver	L	111	118	39-33
3/20		CLEVELAND	W	115	109	40-33
3/21		DETROIT	W	111	104	41-33
3/23		at San Antonio	W	115	108	42-33
3/24		at Houston	L	116	120	42-34
3/30		at New Jersey	L	106	117	42-35
3/31		at New Orleans	L	107	109	42-36
4/1		NEW JERSEY	W	109	98	43-36
4/4		MILWAUKEE	W	118	109	44-36
4/6		at Detroit	W	112	96	45-36
4/7		WASHINGTON	W	103	102	46-36

ATLANTA
Most points: 130 (two times)
Least points: 82 at Portland (3/13)

OPPONENT
Most points: 136 (Phoenix, 12/6)
Least points: 83 (Portland, 2/21)

YEARLY RESULTS: 1979 - 80

50-32 OVERALL (32-9 at home, 18-23 on the road)

SEASON STATS

	G	Min	FGM	FGA	Pct	FTM	FTA	Pct	Reb	Asst	PF	Stl	Blk	Pts	Avg
Drew	80	2306	535	1182	.453	489	646	.757	471	101	313	91	23	1559	19.5
Johnson	79	2622	590	1212	.487	280	338	.828	200	370	216	120	24	1465	18.5
Roundfield	81	2588	502	1007	.499	330	465	.710	837	184	317	101	139	1334	16.5
Hawes	82	1885	304	605	.502	150	182	.824	496	144	205	74	29	761	9.3
Rollins	82	2123	287	514	.558	157	220	.714	774	76	322	54	244	731	8.9
McMillen	53	1071	191	382	.500	81	107	.757	220	62	126	36	14	463	8.7
Furlow	21	404	66	161	.410	44	51	.863	42	72	19	19	9	177	8.4
Criss	81	1794	249	578	.431	172	212	.811	116	246	133	74	4	671	8.3
Hill	79	2092	177	431	.411	124	146	.849	138	424	261	107	8	479	6.1
Givens	82	1254	182	473	.385	106	128	.828	242	59	132	51	19	470	5.7
McElroy	31	516	66	171	.386	37	53	.698	49	65	45	21	5	171	5.5
Brown	28	361	37	98	.378	34	44	.773	62	14	66	3	4	108	3.9
Pellom	44	373	44	108	.407	21	30	.700	92	18	70	12	12	109	2.5
Lee	30	364	29	91	.319	9	17	.529	33	67	65	15	4	67	2.2
Wilson	5	59	2	14	.143	4	6	.667	3	11	3	4	1	8	1.6

3-pt. field goals: Atlanta 13-75 (.173) - Drew 0-7 (.000), Johnson 5-13 (.385), Roundfield 0-4 (.000), Hawes 3-8 (.375), McElroy 2-7 (.286), McMillen 0-1 (.000), Furlow 1-9 (.111), Criss 1-17 (.059), Hill 1-4 (.250), Givens 0-2 (.000), Lee 0-3 (.000). Opponents 46-183 (.251).

RESULTS

(#, overtime; #2, double OT; #3, three OT; #4, four OT) (1) at Hartford, CT

Date		Opponent	W/L	Atl.	Opp.	Record
10/12		NEW YORK	W	121	104	1-0
10/13		at Indiana	L	101	115	1-1
10/16		SAN ANTONIO	L	116	118	1-2
10/17		at Washington	L	97	100	1-3
10/18		INDIANA	W	115	85	2-3
10/20		at Houston	L	102	107	2-4
10/23		at Cleveland	W	121	111	3-4
10/24		CLEVELAND	W	128	118	4-4
10/26		at New Jersey	W	94	90	5-4
10/27		BOSTON	L	95	100	5-5
10/31		PHILADELPHIA	W	102	97	6-5
11/2		at Philadelphia	W	85	81	7-5
11/3		NEW JERSEY	W	110	107	8-5
11/6		at New York	W	98	96	9-5
11/7		at Detroit	W	115	107	10-5
11/10		WASHINGTON	W	109	105	11-5
11/13		at New Jersey	L	82	101	11-6
11/14		UTAH	W	108	97	12-6
11/17		HOUSTON	L	100	102	12-7
11/20		DETROIT	W	109	105	13-7
11/21		at Milwaukee	L	93	96	13-8
11/23		at Chicago	L	98	103	13-9
11/24		BOSTON	L	101	106	13-10
11/27		at San Antonio	W	143	120	14-10
11/28		PORTLAND	W	106	99	15-10
11/30		at Houston	L	95	106	15-11
12/1		SAN DIEGO	W	106	96	16-11
12/2		at Cleveland	L	108	126	16-12
12/5		at Boston	W	120	92	17-12
12/8		at Washington	L	95	96	17-13
12/9		at New Jersey	W	122	85	18-13
12/12		NEW YORK	W	114	102	19-13
12/14		at Philadelphia	W	103	98	20-13
12/15		PHILADELPHIA	W	112	96	21-13
12/18		at New York	L	99	101	21-14
12/19		LOS ANGELES	W	119	112	22-14
12/20		at Detroit	W	122	103	23-14
12/22		at Indiana	L	110	130	23-15
12/27		HOUSTON	W	112	110	24-15
12/29		DETROIT	W	115	104	25-15
1/3		NEW JERSEY	L	119	126	25-16
1/5		KANSAS CITY	L	107	112	25-17
1/9		CLEVELAND	W	111	107	26-17
1/11		at Boston	L	93	108	26-18
1/12		SAN ANTONIO	W	120	101	27-18
1/13		at San Antonio	W	107	104	28-18
1/16		at San Diego	L	108	111	28-19
1/17		at Phoenix	L	99	101	28-20
1/18		at Los Angeles	L	102	108	28-21
1/22		at Kansas City	L	89	101	28-22
1/23		SEATTLE	L	96	98	28-23
1/26		CHICAGO	W	109	104	29-23
1/27		at San Antonio	W	118	111	30-23
1/29		WASHINGTON	W	98	82	31-23
1/31	(#)	GOLDEN STATE	W	111	107	32-23
		ALL-STAR BREAK				
2/7		at Utah	W	92	90	33-23
2/10	(#)	at Golden State	W	98	96	34-23
2/12		at Portland	W	95	89	35-23
2/13		at Seattle	L	86	93	35-24
2/15		at Denver	L	98	111	35-25
2/17		at Detroit	W	108	99	36-25
2/20		MILWAUKEE	W	106	103	37-25
2/22		PHOENIX	W	111	104	38-25
2/26	(1)	at Boston	L	97	108	38-26
2/27		INDIANA	W	116	111	39-26
2/29	(#)	CLEVELAND	W	111	102	40-26
3/2		DENVER	W	100	93	41-26
3/4		HOUSTON	L	83	93	41-27
3/7		at Indiana	W	99	94	42-27
3/8		at Houston	W	97	79	43-27
3/9		NEW YORK	W	98	92	44-27
3/11	(#)	PHILADELPHIA	L	97	102	44-28
3/14		BOSTON	W	88	87	45-28
3/16		INDIANA	W	95	90	46-28
3/18		at New York	L	110	111	46-29
3/19		WASHINGTON	W	109	93	47-29
3/21		DETROIT	W	108	95	48-29
3/23		SAN ANTONIO	W	103	95	49-29
3/26		at Philadelphia	L	81	84	49-30
3/27		NEW JERSEY	W	117	100	50-30
3/28		at Washington	L	80	100	50-31
3/30		at Cleveland	L	102	111	50-32

ATLANTA
Most points: 143 at San Antonio (11/27)
Least points: 80 at Washington (3/28)

OPPONENT
Most points: 130 (Indiana, 12/22)
Least points: 79 (Houston, 3/8)

YEARLY RESULTS: 1980 - 81

31-51 OVERALL (20-21 at home, 11-30 on the road)

SEASON STATS

	G	Min	FGM	FGA	Pct	FTM	FTA	Pct	Reb	Asst	PF	Stl	Blk	Pts	Avg
Drew	67	2075	500	1096	.456	454	577	.787	383	79	264	98	15	1454	21.7
Johnson	75	2693	573	1136	.504	279	356	.784	179	407	188	126	11	1431	19.1
Roundfield	63	2128	426	808	.527	256	355	.721	634	161	258	76	119	1108	17.6
D. Collins	47	1184	230	530	.434	137	162	.846	187	115	166	69	11	597	12.7
Matthews	34	1105	161	330	.488	103	123	.837	72	212	122	61	7	425	12.5
Hawes	74	2309	333	637	.523	222	278	.799	561	198	289	73	32	889	12.0
Criss	66	1708	220	485	.454	185	214	.864	100	283	87	61	3	626	9.5
McMillen	79	1564	253	519	.487	80	108	.741	295	72	165	23	25	587	7.4
Rollins	40	1044	116	210	.552	46	57	.807	286	35	151	29	117	278	7.0
Pellom	77	1472	186	380	.489	81	116	.698	356	48	228	50	92	453	5.9
Hill	24	624	39	116	.336	42	50	.840	51	118	60	26	3	120	5.0
Shelton	55	586	100	219	.457	35	58	.603	138	27	128	18	5	235	4.3
McElroy	54	680	78	202	.386	48	59	.814	48	84	62	20	9	205	3.8
Burleson	31	363	41	99	.414	20	41	.488	94	12	73	8	19	102	3.3
A. Collins	29	395	35	99	.354	24	36	.667	41	25	35	11	1	94	3.2

3-pt. field goals: Atlanta 10-82 (.122) - Drew 0-7 (.000), Johnson 6-20 (.300), Roundfield 0-1 (.000), Matthews 0-6 (.000), Hawes 1-4 (.250), Criss 1-21 (.048), McMillen 1-6 (.167), Rollins 0-1 (.000), Pellom 0-1 (.000), Shelton 0-1 (.000), McElroy 1-8 (.125), A. Collins 0-2 (.000), D. Collins 0-3 (.000), Hill 0-1 (.000). Opponents 32-152 (.211).

RESULTS

(#, overtime; #2, double OT; #3, three OT; #4, four OT)

Date		Opponent	W/L	Atl.	Opp.	Record
10/11		CHICAGO	W	101	93	1-0
10/14		BOSTON	W	122	116	2-0
10/17		NEW YORK	W	113	101	3-0
10/18	(#)	at Detroit	W	125	123	4-0
10/21		INDIANA	L	116	121	4-1
10/24		at Indiana	L	97	104	4-2
10/25		PHILADELPHIA	L	100	113	4-3
10/28		KANSAS CITY	W	119	109	5-3
10/30	(#)	at New York	L	115	116	5-4
10/31		at Philadelphia	L	96	107	5-5
11/1		MILWAUKEE	L	93	97	5-6
11/4		at Washington	L	98	122	5-7
11/5		at Boston	L	87	104	5-8
11/7		at Chicago	L	100	103	5-9
11/8		at New Jersey	L	111	115	5-10
11/11		LOS ANGELES	L	97	126	5-11
11/13		at Cleveland	L	111	114	5-12
11/15		WASHINGTON	L	88	100	5-13
11/18		SAN ANTONIO	W	97	93	6-13
11/22		UTAH	W	99	93	7-13
11/25		PORTLAND	W	112	108	8-13
11/26		at Indiana	L	89	110	8-14
11/28	(#)	at Milwaukee	L	108	113	8-15
11/29		DETROIT	L	95	98	8-16
12/2	(#)	PHILADELPHIA	W	112	108	9-16
12/3		at Boston	L	101	106	9-17
12/5		at Philadelphia	L	100	104	9-18
12/6		DALLAS	W	110	104	10-18
12/9		SAN DIEGO	W	114	87	11-18
12/10		at Detroit	W	100	92	12-18
12/13		MILWAUKEE	W	122	119	13-18
12/16		NEW JERSEY	W	131	114	14-18
12/18		at Utah	W	109	97	15-18
12/19		at Seattle	L	92	95	15-19
12/20	(#)	at Portland	L	119	122	15-20
12/23		WASHINGTON	W	100	83	16-20
12/26		at New Jersey	W	108	95	17-20
12/27		BOSTON	L	107	112	17-21
12/30		DENVER	W	96	89	18-21
1/2		INDIANA	L	106	109	18-22
1/3		at New York	L	95	131	18-23
1/6		PHOENIX	L	106	113	18-24
1/8		at Milwaukee	L	95	98	18-25
1/9	(#)	CLEVELAND	L	107	108	18-26
1/13		at Denver	L	132	135	18-27
1/14		at San Diego	L	85	106	18-28
1/16		at Golden State	W	111	110	19-28
1/18		at Phoenix	L	86	120	19-29
1/21		at Los Angeles	L	106	116	19-30
1/23		CLEVELAND	L	98	106	19-31
1/24		CHICAGO	L	102	104	19-32
1/27		WASHINGTON	L	104	105	19-33
1/29		NEW YORK	L	111	114	19-34
		ALL-STAR BREAK				
2/3		PHILADELPHIA	L	93	97	19-35
2/6		at Dallas	W	100	98	20-35
2/7		at Houston	L	81	87	20-36
2/10		GOLDEN STATE	W	110	100	21-36
2/12		at San Antonio	L	109	110	21-37
2/13		at Kansas City	L	106	118	21-38
2/15		at Philadelphia	L	98	116	21-39
2/18		at Indiana	W	99	96	22-39
2/21		at Cleveland	W	118	105	23-39
2/22		at Chicago	W	121	116	24-39
2/24	(#)	NEW YORK	L	117	120	24-40
2/27		BOSTON	L	102	130	24-41
3/1		SEATTLE	W	108	102	25-41
3/3		at New York	W	100	93	26-41
3/5		at Milwaukee	L	91	107	26-42
3/6		NEW JERSEY	W	109	106	27-42
3/7		HOUSTON	W	114	108	28-42
3/10		CHICAGO	L	116	118	28-43
3/11		at Detroit	L	97	100	28-44
3/13		DENVER	W	119	117	29-44
3/14		CLEVELAND	L	110	112	29-45
3/17		at Cleveland	L	107	122	29-46
3/18		at Boston	W	108	97	30-46
3/20		at New Jersey	L	96	108	30-47
3/22		at Washington	L	101	121	30-48
3/24		DETROIT	W	96	91	31-48
3/26		INDIANA	L	107	115	31-49
3/27		at Chicago	L	83	108	31-50
3/29	(#)	MILWAUKEE	L	128	132	31-51

ATLANTA
Most points: 132 at Denver (1/13)
Least points: 81 at Houston (2/7)

OPPONENT
Most points: 135 (Denver, 1/13)
Least points: 83 (Washington, 12/23)

YEARLY RESULTS: 1981 - 82

42-40 OVERALL (24-17 at home, 18-23 on the road)

SEASON STATS

	G	Min	FGM	FGA	Pct	FTM	FTA	Pct	Reb	Asst	PF	Stl	Blk	Pts	Avg
Roundfield	61	2217	424	910	.466	285	375	.760	721	162	210	64	93	1134	18.6
Drew	70	2040	465	957	.486	364	491	.741	375	96	250	64	3	1298	18.5
Johnson	68	2314	455	1011	.450	294	385	.764	191	358	188	102	16	1211	17.8
Sparrow	82	2610	366	730	.501	124	148	.838	224	424	240	87	13	857	10.5
McMillen	73	1792	291	572	.509	140	170	.824	336	129	202	25	24	723	9.9
Hawes	49	1317	178	370	.481	96	126	.762	320	142	156	36	34	456	9.3
Criss	27	552	84	210	.400	65	73	.890	38	75	40	23	2	235	8.7
Glenn	49	833	158	291	.543	59	67	.881	61	87	80	26	3	376	7.7
Macklin	79	1516	210	484	.434	134	173	.775	263	47	225	40	20	554	7.0
Matthews	47	837	131	298	.440	60	79	.759	58	139	129	53	2	324	6.9
McElroy	20	349	52	125	.416	29	36	.806	17	39	44	8	3	134	6.7
Rollins	79	2018	202	346	.584	79	129	.612	611	59	285	35	224	483	6.1
Williams	23	189	42	110	.382	22	26	.846	12	19	18	6	0	110	4.8
Wood	19	238	36	105	.343	20	28	.714	44	11	34	9	1	92	4.8
Pellom	69	1037	114	251	.454	61	79	.772	229	28	164	29	47	289	4.2
Shelton	4	21	2	6	.333	1	2	.500	3	0	3	1	0	5	1.3

3-pt. field goals: Atlanta 28-128 (.219) - Roundfield 1-5 (.200), Drew 4-12 (.333), Johnson 7-30 (.233), Williams 4-20 (.200), Sparrow 1-15 (.067), McMillen 1-3 (.333), Hawes 4-10 (.400), Criss 2-8 (.250), Glenn 1-2 (.500), Macklin 0-3 (.000), Matthews 2-8 (.250), McElroy 1-5 (.200), Wood 0-6 (.000), Pellom 0-1 (.000). Opponents 46-186 (.247).

RESULTS

(#, overtime; #2, double OT; #3, three OT; #4, four OT)

(1) at Hartford, CT

Date		Opponent	W/L	Atl.	Opp.	Record
10/31		PHILADELPHIA	L	106	108	0-1
11/3		at Chicago	L	96	104	0-2
11/4		at New Jersey	W	95	86	1-2
11/6		at Philadelphia	W	106	99	2-2
11/10		MILWAUKEE	W	94	83	3-2
11/12		WASHINGTON	L	87	95	3-3
11/14		DETROIT	L	104	117	3-4
11/18		PHOENIX	W	102	97	4-4
11/19		at New York	W	89	84	5-4
11/21		INDIANA	W	107	100	6-4
11/24	(#)	CLEVELAND	W	94	92	7-4
11/27	(#)	at Detroit	W	114	112	8-4
11/28		BOSTON	L	90	98	8-5
12/1		PHILADELPHIA	L	98	107	8-6
12/4		at Milwaukee	L	80	97	8-7
12/5		SEATTLE	L	85	92	8-8
12/8		NEW JERSEY	L	88	98	8-9
12/9	(#)	at Cleveland	L	108	112	8-10
12/11	(1)	at Boston	L	86	94	8-11
12/12		BOSTON	W	108	97	9-11
12/15		NEW YORK	W	111	98	10-11
12/17		at Denver	L	103	138	10-12
12/19		at Golden State	L	109	126	10-13
12/20		at Los Angeles	L	94	112	10-14
12/22		at Indiana	L	88	92	10-15
12/26		at San Antonio	W	105	97	11-15
12/29		at Houston	W	102	93	12-15
12/30		SAN DIEGO	L	91	94	12-16
1/2		NEW JERSEY	W	97	95	13-16
1/5		CLEVELAND	W	113	103	14-16
1/8		at Milwaukee	W	90	88	15-16
1/9		NEW YORK	W	102	89	16-16
1/13		at Boston	L	95	116	16-17
1/15		at Philadelphia	W	96	90	17-17
1/17		at Washington	L	78	96	17-18
1/19		PORTLAND	W	112	101	18-18
1/21		at New York	L	101	104	18-19
1/22		SAN ANTONIO	L	107	115	18-20
1/23		at Cleveland	W	109	99	19-20
1/26		DALLAS	L	88	90	19-21
1/27		at Detroit	L	107	108	19-22
		ALL-STAR BREAK				
2/2		DETROIT	L	105	106	19-23
2/3		at New Jersey	L	103	112	19-24
2/6		CLEVELAND	L	87	88	19-25
2/9		LOS ANGELES	L	117	130	19-26
2/10		at Chicago	L	73	91	19-27
2/12		at Phoenix	L	90	94	19-28
2/16		at San Diego	W	102	91	20-28
2/17		at Utah	W	117	109	21-28
2/19	(#4)	at Seattle	W	127	122	22-28
2/21		at Portland	W	109	97	23-28
2/23		KANSAS CITY	W	103	94	24-28
2/26	(#)	CHICAGO	L	110	116	24-29
2/28		GOLDEN STATE	L	77	105	24-30
3/3		MILWAUKEE	L	87	96	24-31
3/5		at Philadelphia	L	80	89	24-32
3/6		NEW JERSEY	W	112	92	25-32
3/8		MILWAUKEE	W	98	95	26-32
3/9		DENVER	W	120	106	27-32
3/11		UTAH	W	107	91	28-32
3/13		INDIANA	W	110	90	29-32
3/14		at Washington	L	85	92	29-33
3/17		at Boston	L	109	113	29-34
3/18		HOUSTON	W	95	94	30-34
3/20		at New York	W	104	98	31-34
3/21		DETROIT	W	119	111	32-34
3/23		WASHINGTON	W	107	87	33-34
3/24		at Kansas City	L	106	110	33-35
3/26		at Indiana	W	100	87	34-35
3/27		at Dallas	W	96	85	35-35
3/30		at Chicago	W	107	92	36-35
4/1		at Milwaukee	L	113	117	36-36
4/2		BOSTON	L	107	110	36-37
4/3		WASHINGTON	W	106	101	37-37
4/6		NEW YORK	W	106	104	38-37
4/7		at Detroit	L	115	120	38-38
4/9		PHILADELPHIA	W	103	88	39-38
4/11		CHICAGO	W	108	89	40-38
4/13		at Cleveland	W	119	111	41-38
4/15		at Indiana	L	102	108	41-39
4/16		INDIANA	W	109	91	42-39
4/18		at Washington	L	96	99	42-40

ATLANTA
Most points: 127 at Seattle (2/19)
Least points: 73 at Chicago (2/10)

OPPONENT
Most points: 138 (Denver, 12/17)
Least points: 83 (Milwaukee, 11/10)

YEARLY RESULTS: 1982 - 83

43-39 OVERALL (26-15 at home, 17-24 on the road)

SEASON STATS

	G	Min	FGM	FGA	Pct	FTM	FTA	Pct	Reb	Asst	PF	Stl	Blk	Pts	Avg
Roundfield	77	2811	561	1193	.470	337	450	.749	880	225	239	60	115	1464	19.0
Wilkins	82	2697	601	1220	.493	230	337	.682	478	129	210	84	63	1434	17.5
E. Johnson	61	1813	389	858	.453	186	237	.785	124	318	138	61	6	978	16.0
Davis	53	1465	258	567	.455	164	206	.796	128	315	100	43	7	685	12.9
Sparrow	49	1548	264	512	.516	84	113	.743	141	238	162	70	1	615	12.6
McMillen	61	1364	198	424	.467	108	133	.812	217	76	143	17	24	504	8.3
Rollins	80	2472	261	512	.510	98	135	.726	743	75	294	49	343	620	7.8
Glenn	73	1124	230	444	.518	74	89	.831	90	125	132	30	9	534	7.3
Matthews	64	1187	171	424	.403	86	112	.768	91	249	129	60	8	442	6.9
Macklin	73	1171	170	360	.472	101	131	.771	190	71	189	41	10	441	6.0
Hawes	46	860	91	244	.373	46	62	.742	228	59	110	29	8	230	5.0
Brown	26	305	49	104	.471	25	40	.625	88	9	46	5	5	123	4.7
Smith	15	142	29	66	.439	13	14	.929	8	14	17	2	0	71	4.7
Edmonson	32	309	48	139	.345	16	27	.593	39	22	41	11	6	112	3.5
Pellom	2	9	2	6	.333	0	0	.000	0	1	0	0	0	4	2.0
G. Johnson	37	461	25	57	.439	14	19	.737	117	17	69	10	59	64	1.7
Hastings	10	42	5	16	.313	4	6	.667	10	2	3	1	1	14	1.4

3-pt. field goals: Atlanta 45-188 (.239) - Roundfield 5-27 (.185), Wilkins 2-11 (.182), E. Johnson 14-41 (.341), Davis 5-18 (.278), Sparrow 3-15 (.200), Smith 0-2 (.000), McMillen 0-1 (.000), Rollins 0-1 (.000), Glenn 0-1 (.000), Matthews 14-48 (.292), Macklin 0-4 (.000), Brown 0-1 (.000), Hawes 2-14 (.143), Edmonson 0-2 (.000), Hastings 0-2 (.000). Opponents 39-166 (.235).

RESULTS

(#, overtime; #2, double OT; #3, three OT; #4, four OT)

Date		Opponent	W/L	Atl.	Opp.	Record
10/29		at Detroit	L	86	94	0-1
10/30		BOSTON	L	97	112	0-2
11/2		WASHINGTON	W	105	88	1-2
11/4		MILWAUKEE	L	100	104	1-3
11/6		DETROIT	W	95	93	2-3
11/9		at Denver	W	106	105	3-3
11/12		at Utah	W	106	98	4-3
11/13		at Golden State	L	101	114	4-4
11/16		at Portland	L	87	106	4-5
11/17		at Seattle	L	97	119	4-6
11/20		at Phoenix	L	80	91	4-7
11/23		CHICAGO	W	132	102	5-7
11/27		INDIANA	W	117	98	6-7
11/30		PHILADELPHIA	W	111	97	7-7
12/1		at Boston	L	97	122	7-8
12/3		NEW JERSEY	L	99	107	7-9
12/4		at New York	W	80	79	8-9
12/7		at Cleveland	W	102	90	9-9
12/8		at Philadelphia	L	85	132	9-10
12/10		MILWAUKEE	L	83	104	9-11
12/11		at Chicago	W	117	107	10-11
12/15		at Indiana	W	107	101	11-11
12/16		CLEVELAND	W	106	97	12-11
12/18	(#)	BOSTON	L	103	107	12-12
12/21	(#2)	at Chicago	L	116	124	12-13
12/23		at Milwaukee	L	90	101	12-14
12/25		at Washington	W	97	91	13-14
12/28		SAN DIEGO	W	123	113	14-14
12/29		at New Jersey	L	99	104	14-15
1/2		KANSAS CITY	L	104	108	14-16
1/4		SAN ANTONIO	L	95	104	14-17
1/6		at New York	W	99	89	15-17
1/7		DALLAS	W	110	102	16-17
1/8		CHICAGO	W	109	89	17-17
1/11		PHILADELPHIA	L	99	109	17-18
1/14		NEW YORK	W	88	80	18-18
1/15		LOS ANGELES	L	101	120	18-19
1/17		at New Jersey	W	102	96	19-19
1/19		SEATTLE	W	116	111	20-19
1/22		at Detroit	L	109	111	20-20
1/24		DETROIT	L	108	112	20-21
1/25		PHOENIX	W	96	94	21-21
1/27		at San Diego	L	100	110	21-22
1/28		at Los Angeles	L	85	109	21-23
2/1		CLEVELAND	W	93	84	22-23
2/3		DENVER	L	112	126	22-24
2/4		at Cleveland	W	92	81	23-24
2/6		at Boston	W	116	111	24-24
2/8		NEW JERSEY	L	109	115	24-25
2/9		at Philadelphia	L	93	106	24-26
		ALL-STAR BREAK				
2/15		at Houston	W	101	91	25-26
2/19		at Dallas	L	100	122	25-27
2/20		at San Antonio	L	100	103	25-28
2/22		GOLDEN STATE	L	97	109	25-29
2/24		DETROIT	W	116	107	26-29
2/26		NEW JERSEY	W	95	88	27-29
2/27		at Indiana	W	125	107	28-29
3/1		INDIANA	W	109	106	29-29
3/3		WASHINGTON	W	91	89	30-29
3/4		HOUSTON	W	115	87	31-29
3/6		at Washington	L	91	102	31-30
3/8		PORTLAND	W	110	93	32-30
3/9		at Milwaukee	L	100	109	32-31
3/12		at Detroit	W	120	119	33-31
3/15		at New York	L	97	119	33-32
3/16	(#)	WASHINGTON	W	94	81	34-32
3/18		at Cleveland	W	97	73	35-32
3/19		UTAH	W	99	94	36-32
3/22		at Indiana	W	111	102	37-32
3/23		at Boston	L	102	114	37-33
3/25		NEW YORK	L	87	104	37-34
3/26		at New Jersey	L	81	102	37-35
3/29		CLEVELAND	W	95	82	38-35
3/30		at Philadelphia	L	113	120	38-36
4/1		at Chicago	W	108	107	39-36
4/2		INDIANA	W	109	99	40-36
4/5		BOSTON	L	95	117	40-37
4/8		CHICAGO	W	138	101	41-37
4/9		at Washington	L	78	100	41-38
4/12		PHILADELPHIA	W	102	97	42-38
4/13		at Kansas City	L	103	114	42-39
4/16		MILWAUKEE	W	96	79	43-39

ATLANTA
Most points: 132 vs. Chicago (11/23)
Least points: 78 at Washington (4/9)

OPPONENT
Most points: 132 (Philadelphia, 12/8)
Least points: 73 (Cleveland, 3/18)

YEARLY RESULTS: 1983 - 84

40-42 OVERALL (31-10 at home, 9-32 on the road)

SEASON STATS

	G	Min	FGM	FGA	Pct	FTM	FTA	Pct	Reb	Asst	PF	Stl	Blk	Pts	Avg
Wilkins	81	2961	684	1429	.479	382	496	.770	582	126	197	117	87	1750	21.6
Roundfield	73	2610	503	1038	.485	374	486	.770	721	184	221	61	74	1380	18.9
Johnson	67	1893	353	798	.442	164	213	.770	146	374	155	58	7	886	13.2
Davis	75	2079	354	800	.443	217	256	.848	139	326	146	62	6	925	12.3
Rivers	81	1938	250	541	.462	255	325	.785	220	314	286	127	30	757	9.3
Rollins	77	2351	274	529	.518	118	190	.621	593	62	297	35	277	666	8.6
Glenn	81	1503	312	554	.563	56	70	.800	104	171	146	46	5	681	8.4
Matthews	6	96	16	30	.533	18	22	.818	4	21	13	5	1	50	8.3
Williams	13	258	34	114	.298	36	46	.783	50	16	33	14	1	105	8.1
Wittman	78	1071	160	318	.503	28	46	.609	71	71	82	17	0	350	4.5
Hastings	68	1135	111	237	.468	82	104	.788	270	46	220	40	36	305	4.5
Brown	68	785	94	201	.468	48	65	.738	181	29	161	18	23	236	3.5
Hill	15	181	14	46	.304	17	21	.810	10	35	30	7	0	45	3.0
Pinone	7	65	7	13	.538	6	10	.600	10	3	11	2	1	20	2.9
Criss	9	108	9	22	.409	5	5	1.000	11	21	4	3	0	23	2.6
Paultz	40	486	36	88	.409	17	33	.515	113	18	57	8	7	89	2.2
Landsberger	35	335	17	51	.373	15	26	.577	119	10	32	6	3	53	1.5

3-pt. field goals: Atlanta 23-106 (.217) - Wilkins 0-11 (.000), Roundfield 0-11 (.000), Johnson 16-43 (.372), Davis 0-8 (.000), Rivers 2-12 (.167), Glenn 1-2 (.500), Matthews 0-1 (.000), Williams 1-9 (.111), Wittman 2-5 (.400), Hastings 1-4 (.250). Opponents 39-185 (.211).

RESULTS

(#, overtime; #2, double OT; #3, three OT; #4, four OT)

Date		Opponent	W/L	Atl.	Opp.	Record
10/28		at New Jersey	L	108	126	0-1
10/29		DETROIT	W	117	115	1-1
11/1		WASHINGTON	W	95	92	2-1
11/4		CHICAGO	W	103	90	3-1
11/6		at Milwaukee	L	84	97	3-2
11/8		at Golden State	L	90	97	3-3
11/11		at Seattle	L	93	104	3-4
11/13		at Portland	L	105	135	3-5
11/15		SAN DIEGO	W	107	102	4-5
11/17		PHILADELPHIA	W	99	94	5-5
11/19		SEATTLE	W	104	92	6-5
11/22		INDIANA	W	104	93	7-5
11/25		at Boston	L	102	109	7-6
11/26		HOUSTON	W	115	109	8-6
11/29		DENVER	L	96	105	8-7
11/30		at Philadelphia	L	110	122	8-8
12/2		at Detroit	L	92	128	8-9
12/3		CLEVELAND	W	102	91	9-9
12/6		PHOENIX	W	95	88	10-9
12/7		at Cleveland	L	92	106	10-10
12/9		at Indiana	L	104	110	10-11
12/10		BOSTON	L	87	104	10-12
12/13		at Washington	W	94	89	11-12
12/14		WASHINGTON	L	96	99	11-13
12/17		SAN ANTONIO	W	113	108	12-13
12/20		NEW JERSEY	W	98	87	13-13
12/21		at Boston	L	96	107	13-14
12/23	(#)	NEW YORK	W	114	113	14-14
12/27		DALLAS	W	112	109	15-14
12/29		at Cleveland	L	77	88	15-15
12/30		CLEVELAND	W	109	98	16-15
1/2		at Indiana	L	86	96	16-16
1/4		NEW JERSEY	L	88	91	16-17
1/6		MILWAUKEE	W	91	87	17-17
1/7		at New Jersey	L	104	108	17-18
1/10		GOLDEN STATE	W	103	101	18-18
1/12		at Washington	W	106	91	19-18
1/13		INDIANA	W	117	108	20-18
1/17		UTAH	W	112	106	21-18
1/18		at Milwaukee	L	90	99	21-19
1/20		at Detroit	L	94	116	21-20
1/21		at New York	W	97	95	22-20
1/23		at Chicago	W	100	93	23-20
1/25		MILWAUKEE	W	109	105	24-20
		ALL-STAR BREAK				
1/31		at Washington	L	94	118	24-21
2/1		CHICAGO	W	116	103	25-21
2/3		at Philadelphia	W	99	88	26-21
2/4		PHILADELPHIA	W	102	97	27-21
2/7		NEW JERSEY	W	109	102	28-21
2/9		at Phoenix	L	105	118	28-22
2/10		at San Diego	L	101	113	28-23
2/12		at Los Angeles	L	87	108	28-24
2/14		at Utah	L	98	100	28-25
2/16		at Denver	L	102	117	28-26
2/18		at Kansas City	L	106	111	28-27
2/21		CLEVELAND	W	102	84	29-27
2/24	(#)	NEW YORK	W	105	104	30-27
2/25		CHICAGO	W	122	87	31-27
2/27		at New York	L	92	96	31-28
2/28		DETROIT	L	96	101	31-29
3/2		LOS ANGELES	L	94	98	31-30
3/3		at Chicago	L	98	102	31-31
3/6	(#)	MILWAUKEE	L	104	109	31-32
3/7		at Detroit	L	93	107	31-33
3/9		PORTLAND	L	101	104	31-34
3/11		at Milwaukee	W	108	94	32-34
3/13		at Cleveland	L	83	92	32-35
3/14		KANSAS CITY	L	93	101	32-36
3/16		at Philadelphia	W	105	102	33-36
3/17		BOSTON	L	88	103	33-37
3/20	(#3)	at San Antonio	L	132	135	33-38
3/21		at Dallas	L	101	102	33-39
3/24		at Houston	L	102	103	33-40
3/27		PHILADELPHIA	W	97	78	34-40
3/30		at Boston	L	96	105	34-41
3/31		NEW YORK	W	109	106	35-41
4/4		WASHINGTON	W	99	92	36-41
4/6		at Chicago	L	103	111	36-42
4/7		INDIANA	W	122	103	37-42
4/11		at Indiana	W	114	111	38-42
4/13		at New Jersey	W	118	112	39-42
4/14		DETROIT	W	115	107	40-42

ATLANTA
Most points: 132 at San Antonio (3/20)
Least points: 77 at Cleveland (12/29)

OPPONENT
Most points: 135 (two times)
Least points: 78 (Philadelphia, 3/27)

YEARLY RESULTS: 1984 - 85

34-48 OVERALL (19-22 at home, 15-26 on the road)

SEASON STATS

	G	Min	FGM	FGA	Pct	FTM	FTA	Pct	Reb	Asst	PF	Stl	Blk	Pts	Avg
Wilkins	81	3023	853	1891	.451	486	603	.806	557	200	170	135	54	2217	27.4
Johnson	73	2367	453	946	.479	265	332	.798	192	566	184	43	7	1193	16.3
Rivers	69	2126	334	701	.476	291	378	.770	214	410	250	163	53	974	14.1
Williams	34	867	167	380	.439	79	123	.642	168	94	83	28	8	417	12.3
Wittman	41	1168	187	352	.531	30	41	.732	73	125	58	28	7	406	9.9
Levingston	74	2017	291	552	.527	145	222	.653	566	104	231	70	69	727	9.8
Willis	82	1785	322	690	.467	119	181	.657	522	36	226	31	49	765	9.3
Glenn	60	1126	228	388	.588	62	76	.816	81	122	74	27	0	518	8.6
Carr	62	1195	198	375	.528	101	128	.789	232	80	219	29	78	499	8.0
Rollins	70	1750	186	339	.549	67	93	.720	442	52	213	35	167	439	6.3
Criss	4	115	7	17	.412	4	6	.667	14	22	5	3	0	18	4.5
Russell	21	377	34	63	.540	14	17	.824	40	66	37	17	4	83	4.0
Hastings	64	825	89	188	.473	63	81	.778	159	46	135	24	23	241	3.8
Eaves	3	37	3	6	.500	5	6	.833	0	4	6	0	0	11	3.7
Brown	69	814	78	192	.406	39	68	.574	223	25	117	19	22	195	2.8
Granger	9	92	6	17	.353	4	8	.500	6	12	13	2	0	16	1.8
Lowe	15	159	8	20	.400	8	8	1.000	15	42	23	11	0	24	1.6
Rautins	4	12	0	2	.000	0	0	.000	2	3	3	0	0	0	0.0

3-pt. field goals: Atlanta 73-235 (.311) - Wilkins 25-81 (.309), Johnson 22-72 (.306), Rivers 15-36 (.417), Williams 4-15 (.267), Wittman 2-7 (.286), Levingston 0-2 (.000), Willis 2-9 (.222), Glenn 0-2 (.000), Carr 2-6 (.333), Criss 0-2 (.000), Russell 1-1 (1.000), Granger 0-1 (.000), Lowe 0-1 (.000). Opponents 46-212 (.217).

RESULTS

(#, overtime; #2, double OT; #3, three OT; #4, four OT)

(1) at New Orleans, LA

Date		Opponent	W/L	Atl.	Opp.	Record
10/26		at New Jersey	W	119	104	1-0
10/27		PHILADELPHIA	L	108	111	1-1
10/30		at Washington	L	104	119	1-2
11/1		DETROIT	L	114	118	1-3
11/3		WASHINGTON	W	127	107	2-3
11/7		at Milwaukee	L	99	103	2-4
11/8	(#)	at Dallas	L	105	112	2-5
11/10		at Phoenix	W	114	107	3-5
11/13		MILWAUKEE	L	99	110	3-6
11/15		CLEVELAND	L	99	102	3-7
11/17		INDIANA	W	118	108	4-7
11/21	(1)	UTAH	W	122	90	5-7
11/24		NEW JERSEY	W	101	99	6-7
11/25		at Cleveland	L	111	118	6-8
11/27		at New York	L	96	97	6-9
11/28	(1)	MILWAUKEE	W	95	83	7-9
11/30		HOUSTON	L	102	116	7-10
12/4		at San Antonio	L	106	114	7-11
12/5		at Kansas City	L	100	121	7-12
12/7		LA CLIPPERS	W	101	89	8-12
12/9		at Boston	L	127	128	8-13
12/10		at Indiana	W	104	98	9-13
12/12	(1)	CLEVELAND	W	116	99	10-13
12/13		at Houston	L	93	96	10-14
12/15		BOSTON	L	94	101	10-15
12/18		LA LAKERS	L	116	117	10-16
12/20	(#2)	CHICAGO (NO)	L	129	132	10-17
12/22		WASHINGTON	W	119	101	11-17
12/25		at Cleveland	L	106	109	11-18
12/26	(1)	NEW YORK	W	117	105	12-18
12/28		at Washington	L	111	125	12-19
12/29		at Chicago	W	104	101	13-19
1/2		CHICAGO	W	121	107	14-19
1/4		at Detroit	L	111	134	14-20
1/5		NEW JERSEY	W	124	114	15-20
1/11		at New Jersey	L	103	122	15-21
1/12		BOSTON	L	111	119	15-22
1/15		at Indiana	W	120	113	16-22
1/16		at Philadelphia	L	99	122	16-23
1/18		SEATTLE	W	104	90	17-23
1/19		at New York	L	86	88	17-24
1/22	(1)	DETROIT	L	113	130	17-25
1/23		PHOENIX	W	101	100	18-25
1/26		at Chicago	L	104	117	18-26
1/29	(1)	INDIANA	W	115	106	19-26
2/1		CLEVELAND	W	126	108	20-26
2/2	(#)	at Detroit	L	102	110	20-27
2/4		at Philadelphia	L	92	106	20-28
2/5	(1)	DALLAS	L	103	112	20-29
2/7	(#)	at Milwaukee	W	94	91	21-29
		ALL-STAR BREAK				
2/12		at Denver	L	107	131	21-30
2/13		at Utah	W	94	88	22-30
2/15		at LA Lakers	L	111	120	22-31
2/17		at LA Clippers	W	91	90	23-31
2/19		GOLDEN STATE	W	107	104	24-31
2/22		NEW YORK	L	105	113	24-32
2/26		DENVER	L	94	106	24-33
2/27		at New Jersey	L	91	114	24-34
3/1		at Boston	W	114	105	25-34
3/2		SAN ANTONIO	L	92	105	25-35
3/5	(1)	PORTLAND	L	91	100	25-36
3/6		at Philadelphia	L	86	96	25-37
3/9		DETROIT	L	113	115	25-38
3/11		MILWAUKEE	L	115	121	25-39
3/12	(1)	BOSTON	L	115	126	25-40
3/14		at Golden State	W	120	112	26-40
3/16		at Seattle	L	99	122	26-41
3/17		at Portland	L	101	114	26-42
3/19	(1)	WASHINGTON	W	103	97	27-42
3/22		KANSAS CITY	L	102	121	27-43
3/23	(#)	at Cleveland	W	91	86	28-43
3/26	(1)(#)	NEW JERSEY	L	108	109	28-44
3/27		at Indiana	W	125	99	29-44
3/30		at Milwaukee	L	95	106	29-45
4/1		at Detroit	W	114	100	30-45
4/2		PHILADELPHIA	L	91	102	30-46
4/4		at New York	W	100	79	31-46
4/6		CHICAGO	L	114	117	31-47
4/9		at Washington	L	110	130	31-48
4/10		NEW YORK	W	98	94	32-48
4/12		at Chicago	W	119	108	33-48
4/13		INDIANA	W	122	117	34-48

ATLANTA
Most points: 129 vs. Chicago (12/20)
Least points: 86 (two times)

OPPONENT
Most points: 134 (Detroit, 1/4)
Least points: 79 (New York, 4/4)

YEARLY RESULTS: 1985 - 86

50-32 OVERALL (34-7 at home, 16-25 on the road)

SEASON STATS

	G	Min	FGM	FGA	Pct	FTM	FTA	Pct	Reb	Asst	PF	Stl	Blk	Pts	Avg
Wilkins	78	3049	888	1897	.468	577	705	.818	618	206	170	138	49	2366	30.3
Wittman	81	2760	467	881	.530	104	135	.770	170	306	118	81	14	1043	12.9
Willis	82	2300	419	811	.517	172	263	.654	704	45	294	66	44	1010	12.3
Rivers	53	1571	220	464	.474	172	283	.608	162	443	185	120	13	612	11.5
Johnson	39	862	155	328	.473	79	110	.718	75	219	72	10	1	394	10.1
Levingston	81	1945	294	551	.534	164	242	.678	534	72	260	76	39	752	9.3
Williams	19	367	57	143	.399	41	48	.854	45	67	48	28	1	159	8.4
Koncak	82	1695	263	519	.507	156	257	.607	467	55	296	37	69	682	8.3
Webb	79	1229	199	412	.483	216	275	.785	123	337	164	82	5	616	7.8
Carr	17	258	49	93	.527	18	27	.667	52	14	51	7	15	116	6.8
Rollins	74	1781	173	347	.499	69	90	.767	458	41	239	38	167	415	5.6
Davis	27	402	46	107	.430	51	59	.864	19	112	32	13	0	144	5.3
Battle	64	639	101	222	.455	75	103	.728	62	74	80	23	3	277	4.3
Charles	36	273	49	88	.557	24	36	.667	39	8	37	2	6	122	3.4
Hastings	62	650	65	159	.409	60	70	.857	124	26	118	14	8	193	3.1
Toney	3	24	2	7	.286	1	1	1.000	2	0	6	1	0	5	1.7

3-pt. field goals: Atlanta 33-166 (.199) - Wilkins 13-70 (.186), Wittman 5-16 (.313), Willis 0-6 (.000), Rivers 0-16 (.000), Johnson 5-20 (.250), Levingston 0-1 (.000), Williams 4-11 (.264), Koncak 0-1 (.000), Webb 2-11 (.182), Davis 1-2 (.500), Rollins 0-1 (.000), Battle 0-7 (.000), Hastings 3-4 (.750). Opponents 87-283 (.307).

RESULTS

(#, overtime; #2, double OT; #3, three OT; #4, four OT)

(1) at Hartford, CT

Date		Opponent	W/L	Atl.	Opp.	Record
10/25		WASHINGTON	L	91	100	0-1
10/26		at Milwaukee	L	91	117	0-2
10/29		NEW YORK	W	102	87	1-2
11/1		at Boston	L	105	109	1-3
11/2	(#)	PHILADELPHIA	W	114	113	2-3
11/5		at Denver	L	113	128	2-4
11/6		at Phoenix	W	114	106	3-4
11/8		at Golden State	L	119	130	3-5
11/9		at LA Clippers	W	97	94	4-5
11/13		PHOENIX	W	108	101	5-5
11/15		DETROIT	W	122	118	6-5
11/16		at New York	L	96	103	6-6
11/20		CHICAGO	W	116	101	7-6
11/23		UTAH	L	106	116	7-7
11/24		at Cleveland	L	90	98	7-8
11/26		NEW YORK	W	104	94	8-8
11/27		at Milwaukee	L	96	114	8-9
11/29		at New Jersey	L	97	107	8-10
11/30		BOSTON	L	97	102	8-11
12/4		PORTLAND	W	109	98	9-11
12/6		MILWAUKEE	W	94	93	10-11
12/10	(1)	at Boston	L	110	114	10-12
12/11		SEATTLE	W	105	97	11-12
12/13		at Indiana	L	89	109	11-13
12/14		PHILADELPHIA	W	107	103	12-13
12/17		NEW JERSEY	W	104	103	13-13
12/19		DALLAS	L	108	120	13-14
12/21		HOUSTON	W	123	122	14-14
12/27		at Washington	L	109	111	14-15
12/28		at New York	W	100	80	15-15
1/3		DETROIT	W	111	101	16-15
1/4		at Chicago	W	111	100	17-15
1/7		LA CLIPPERS	W	117	103	18-15
1/9		at Detroit	W	110	99	19-15
1/10		at Boston	L	108	115	19-16
1/14		SACRAMENTO	W	115	104	20-16
1/16		CLEVELAND	W	116	99	21-16
1/18	(#)	BOSTON	L	122	125	21-17
1/20		MILWAUKEE	W	101	98	22-17
1/22		GOLDEN STATE	W	131	100	23-17
1/24		NEW YORK	W	117	100	24-17
1/25		at Washington	L	103	111	24-18
1/28		INDIANA	W	123	92	25-18
1/29		at Detroit	L	94	107	25-19
1/31		DETROIT	W	116	103	26-19
2/1		at New Jersey	L	100	108	26-20
2/4		at Cleveland	W	105	104	27-20
2/6		at Indiana	W	100	85	28-20
		ALL-STAR BREAK				
2/11		at Houston	L	100	113	28-21
2/13		at Sacramento	W	123	114	29-21
2/14		at LA Lakers	L	117	141	29-22
2/16		at Portland	W	110	101	30-22
2/17		at Seattle	L	87	100	30-23
2/19	(#)	at Utah	L	105	109	30-24
2/21		INDIANA	W	106	98	31-24
2/22		NEW JERSEY	W	112	83	32-24
2/24		LA LAKERS	W	102	93	33-24
2/26		CLEVELAND	W	102	93	34-24
2/28		at Detroit	L	103	115	34-25
3/1		SAN ANTONIO	W	116	108	35-25
3/4		PHILADELPHIA	W	128	121	36-25
3/5	(#)	at Philadelphia	W	122	114	37-25
3/7		at Chicago	W	112	108	38-25
3/8		MILWAUKEE	W	111	109	39-25
3/11		DENVER	W	128	116	40-25
3/12		at New Jersey	W	113	97	41-25
3/14		BOSTON	L	114	121	41-26
3/15		at New York	W	106	101	42-26
3/17		CHICAGO	W	106	96	43-26
3/19		at San Antonio	L	112	115	43-27
3/21		at Dallas	W	107	103	44-27
3/22		at Milwaukee	L	98	113	44-28
3/25		at Cleveland	W	97	91	45-28
3/26		at Philadelphia	L	103	112	45-29
3/28		at Indiana	W	100	92	46-29
3/29		CLEVELAND	L	105	123	46-30
4/1		WASHINGTON	W	107	91	47-30
4/4	(#)	at Washington	L	129	135	47-31
4/5		at Chicago	L	97	102	47-32
4/8		CHICAGO	W	131	118	48-32
4/10		NEW JERSEY	W	126	117	49-32
4/12		INDIANA	W	108	91	50-32

ATLANTA
Most points: 131 (two times)
Least points: 87 at Seattle (2/17)

OPPONENT
Most points: 135 (Washington, 4/4)
Least points: 80 (New York, 12/28)

YEARLY RESULTS: 1986 - 87

57-25 OVERALL (35-6 at home, 22-19 on the road)

SEASON STATS

	G	Min	FGM	FGA	Pct	FTM	FTA	Pct	Reb	Asst	PF	Stl	Blk	Pts	Avg
Wilkins	79	2969	828	1787	.463	607	742	.818	494	261	149	117	51	2294	29.0
Willis	81	2626	538	1003	.536	227	320	.709	849	62	313	65	61	1304	16.1
Rivers	82	2590	342	758	.451	365	441	.828	299	823	287	171	30	1053	12.8
Wittman	71	2049	398	792	.503	100	127	.787	124	211	107	39	16	900	12.7
McGee	76	1420	311	677	.459	80	137	.584	159	149	156	61	2	788	10.4
Levingston	82	1848	251	496	.506	155	212	.731	533	40	261	48	68	657	8.0
Webb	33	532	71	162	.438	80	105	.762	60	167	65	34	2	223	6.8
Battle	64	804	144	315	.457	93	126	.738	60	124	76	29	5	381	6.0
Koncak	82	1684	169	352	.480	125	191	.654	493	31	262	52	76	463	5.6
Rollins	75	1764	171	313	.546	63	87	.724	488	22	240	43	140	405	5.4
Carr	65	695	134	265	.506	73	103	.709	156	34	146	14	48	342	5.3
Williams	33	481	53	146	.363	27	40	.675	40	139	53	17	5	138	4.2
Hastings	40	256	23	68	.338	23	29	.793	70	13	35	10	7	71	1.8
Henderson	6	10	2	5	.400	1	1	1.000	3	0	1	0	0	5	0.8
Wilson	2	2	0	2	.000	0	0	.000	0	1	1	0	0	0	0.0

3-pt. field goals: Atlanta 135-425 (.318) - Wilkins 31-106 (.292), Willis 1-4 (.250), Rivers 4-21 (.190), Wittman 4-12 (.333), McGee 86-229 (.376), Levingston 0-3 (.000), Webb 1-6 (.167), Battle 0-10 (.000), Koncak 0-1 (.000), Carr 1-3 (.333), Williams 5-18 (.278), Hastings 2-12 (.167). Opponents 128-426 (.300).

RESULTS

(#, overtime; #2, double OT; #3, three OT; #4, four OT)

Date		Opponent	W/L	Atl.	Opp.	Record
11/1		NEW JERSEY	W	131	111	1-0
11/2		at Philadelphia	W	122	113	2-0
11/4		MILWAUKEE	W	107	98	3-0
11/7		PHOENIX	W	106	86	4-0
11/8		WASHINGTON	W	110	91	5-0
11/11		at Chicago	L	110	112	5-1
11/14		at Detroit	W	105	100	6-1
11/15		at New Jersey	W	109	90	7-1
11/19		at Boston	L	107	111	7-2
11/20		CLEVELAND	W	108	89	8-2
11/22		BOSTON	W	97	96	9-2
11/25		at LA Lakers	W	113	107	10-2
11/26		at Phoenix	L	106	120	10-3
11/28		at Utah	W	97	88	11-3
11/30		at Sacramento	W	113	109	12-3
12/2		DENVER	W	116	100	13-3
12/4		at Houston	W	109	93	14-3
12/5		at Indiana	L	113	119	14-4
12/9		at Cleveland	W	122	96	15-4
12/10		CHICAGO	W	123	95	16-4
12/12		SACRAMENTO	W	130	120	17-4
12/13		at New York	W	122	110	18-4
12/16		DETROIT	L	100	111	18-5
12/18		at Milwaukee	L	95	104	18-6
12/20		SAN ANTONIO	W	111	96	19-6
12/27		GOLDEN STATE	W	119	108	20-6
12/29		at Cleveland	L	106	107	20-7
1/2		at Washington	W	118	101	21-7
1/3		NEW YORK	W	114	92	22-7
1/6		at New York	L	86	118	22-8
1/7		PHILADELPHIA	L	102	109	22-9
1/10		CLEVELAND	W	129	104	23-9
1/12		LA CLIPPERS	W	125	115	24-9
1/14		at Philadelphia	L	93	96	24-10
1/15		MILWAUKEE	W	130	91	25-10
1/18		at Milwaukee	L	91	100	25-11
1/19		at Detroit	L	98	108	25-12
1/21		LA LAKERS	L	109	112	25-13
1/23		at Boston	L	106	126	25-14
1/24		SEATTLE	W	97	87	26-14
1/27		INDIANA	W	114	98	27-14
1/29		at Cleveland	L	91	102	27-15
1/30		NEW YORK	W	106	98	28-15
2/1		HOUSTON	L	104	106	28-16
2/3	(#)	BOSTON	W	126	123	29-16
		ALL-STAR BREAK				
2/10		at Seattle	W	125	113	30-16
2/11		at LA Clippers	W	109	82	31-16
2/14		at Golden State	L	96	103	31-17
2/15		at Portland	L	93	98	31-18
2/17		DETROIT	W	107	103	32-18
2/20		INDIANA	L	105	107	32-19
2/21		at Detroit	L	97	102	32-20
2/23		PHILADELPHIA	W	112	103	33-20
2/24		at Chicago	L	103	113	33-21
2/27		BOSTON	W	115	105	34-21
2/28		PORTLAND	W	123	102	35-21
3/2		WASHINGTON	W	121	99	36-21
3/3		at Indiana	W	109	108	37-21
3/6		at New Jersey	W	111	83	38-21
3/7		UTAH	W	122	97	39-21
3/9		CHICAGO	W	108	103	40-21
3/10	(#)	at San Antonio	W	113	106	41-21
3/13		at Dallas	W	113	105	42-21
3/15		at Denver	W	104	100	43-21
3/17		WASHINGTON	W	118	98	44-21
3/18		at Philadelphia	L	107	109	44-22
3/20		MILWAUKEE	W	114	97	45-22
3/21		at New York	W	97	85	46-22
3/24		at Washington	W	96	87	47-22
3/26		DALLAS	W	120	112	48-22
3/28		INDIANA	L	114	120	48-23
4/1		at Milwaukee	L	92	104	48-24
4/3		NEW YORK	W	126	89	49-24
4/4		CHICAGO	W	110	97	50-24
4/6		CLEVELAND	W	110	105	51-24
4/8		PHILADELPHIA	W	110	92	52-24
4/10		DETROIT	W	101	99	53-24
4/12		at New Jersey	W	115	88	54-24
4/13		at Indiana	W	102	101	55-24
4/15		NEW JERSEY	W	136	116	56-24
4/16		at Chicago	W	117	114	57-24
4/19		at Boston	L	107	118	57-25

ATLANTA
Most points: 136 vs. New Jersey (4/15)
Least points: 86 at New York (1/6)

OPPONENT
Most points: 126 (Boston, 1/23)
Least points: 82 (L.A. Clippers, 2/11)

YEARLY RESULTS: 1987 - 88

50-32 OVERALL (30-11 at home, 20-21 on the road)

SEASON STATS

	G	Min	FGM	FGA	Pct	FTM	FTA	Pct	Reb	Asst	PF	Stl	Blk	Pts	Avg
Wilkins	78	2948	909	1957	.464	541	655	.826	502	224	162	103	47	2397	30.7
Rivers	80	2502	403	890	.453	319	421	.758	366	747	272	140	41	1134	14.2
Willis	75	2091	356	687	.518	159	245	.649	547	28	240	68	41	871	11.6
Battle	67	1227	278	613	.454	141	188	.750	113	158	84	31	5	713	10.6
Wittman	82	2412	376	787	.478	71	89	.798	170	302	117	50	18	823	10.0
Levingston	82	2135	314	564	.557	190	246	.772	504	71	287	52	84	819	10.0
Carr	80	1483	281	517	.544	142	182	.780	289	103	272	38	83	705	8.8
Webb	82	1347	191	402	.475	107	131	.817	146	337	125	63	12	490	6.0
Koncak	49	1073	98	203	.483	83	136	.610	333	19	161	36	56	279	5.7
McGee	11	117	22	52	.423	2	6	.333	16	13	6	5	0	51	4.6
Rollins	76	1765	133	260	.512	70	80	.875	459	20	229	31	132	336	4.4
Wood	14	79	16	30	.533	7	8	.875	6	19	6	4	0	48	3.4
Whatley	5	24	4	9	.444	3	4	.750	4	2	3	2	0	11	2.2
Washburn	29	174	22	49	.449	13	23	.565	55	3	19	4	8	57	2.0
Hastings	55	403	40	82	.488	25	27	.926	97	16	67	8	10	110	2.0

3-pt. field goals: Atlanta 85-282 (.301) - Wilkins 38-129 (.295), Rivers 9-33 (.273), Willis 0-2 (.000), Battle 16-41 (.390), Levingston 1-2 (.500), Carr 1-4 (.250), Wood 9-19 (.474), Webb 1-19 (.053), Koncak 0-2 (.000), McGee 5-19 (.263), Hastings 5-12 (.417). Opponents 136-406 (.335).

RESULTS

(#, overtime; #2, double OT; #3, three OT; #4, four OT)

Date		Opponent	W/L	Atl.	Opp.	Record
11/6		WASHINGTON	W	114	97	1-0
11/7		CLEVELAND	W	113	105	2-0
11/10		CHICAGO	L	95	105	2-1
11/11		at New York	W	94	93	3-1
11/14		PHILADELPHIA	W	104	83	4-1
11/15		at Milwaukee	L	103	112	4-2
11/18		GOLDEN STATE	W	95	92	5-2
11/20		at Chicago	L	92	94	5-3
11/21		HOUSTON	W	104	94	6-3
11/25		at Boston	L	102	117	6-4
11/27		at Indiana	L	86	88	6-5
11/28		SAN ANTONIO	W	124	100	7-5
12/1		BOSTON	W	120	106	8-5
12/3		at Washington	W	102	94	9-5
12/4		NEW JERSEY	W	139	102	10-5
12/8		at LA Clippers	W	90	79	11-5
12/9		at Phoenix	L	105	117	11-6
12/11		at Golden State	W	109	93	12-6
12/13		at Sacramento	W	106	100	13-6
12/15		INDIANA	W	93	91	14-6
12/18		at Milwaukee	W	94	87	15-6
12/19	(#)	UTAH	W	130	124	16-6
12/22		at Houston	L	103	122	16-7
12/25		at Philadelphia	W	106	100	17-7
12/26		NEW YORK	W	125	98	18-7
12/29		at Chicago	W	108	98	19-7
12/30		at Cleveland	W	117	110	20-7
1/3		LA CLIPPERS	W	121	84	21-7
1/5		DETROIT	W	81	71	22-7
1/6		at Detroit	L	87	90	22-8
1/8		CLEVELAND	W	101	97	23-8
1/9		DENVER	W	113	105	24-8
1/13		at San Antonio	W	120	110	25-8
1/14		at Denver	L	112	115	25-9
1/16		at Dallas	W	101	98	26-9
1/18		at New York	L	102	110	26-10
1/19		CHICAGO	W	106	94	27-10
1/21		at Cleveland	W	101	93	28-10
1/22		at Boston	L	106	124	28-11
1/24		NEW JERSEY	W	118	111	29-11
1/26		BOSTON	L	97	102	29-12
1/29		at LA Lakers	L	107	117	29-13
1/30		at Utah	L	109	115	29-14
2/2		at Portland	L	118	121	29-15
2/4		at Seattle	W	119	109	30-15
		ALL-STAR BREAK				
2/9		PHILADELPHIA	W	112	110	31-15
2/12		at Detroit	L	92	108	31-16
2/13		WASHINGTON	W	105	103	32-16
2/15		at Chicago	L	107	126	32-17
2/16		SACRAMENTO	L	115	118	32-18
2/19	(#)	LA LAKERS	L	119	126	32-19
2/21		SEATTLE	W	129	113	33-19
2/23		INDIANA	W	131	111	34-19
2/26		at Indiana	W	116	101	35-19
2/27		PORTLAND	L	120	123	35-20
3/1		DETROIT	L	104	117	35-21
3/5		MILWAUKEE	L	101	104	35-22
3/8		PHOENIX	W	143	113	36-22
3/11		NEW YORK	W	122	115	37-22
3/13		at Boston	L	100	117	37-23
3/15		PHILADELPHIA	W	104	90	38-23
3/18		at New Jersey	W	106	104	39-23
3/19		at New York	L	110	116	39-24
3/21		MILWAUKEE	W	115	105	40-24
3/22		at Milwaukee	L	98	111	40-25
3/24		at Washington	L	91	94	40-26
3/26		CLEVELAND	W	109	102	41-26
3/29		DALLAS	W	120	106	42-26
3/30		at Detroit	W	103	102	43-26
4/1		at Philadelphia	W	105	93	44-26
4/4		at Indiana	W	102	100	45-26
4/5		MILWAUKEE	W	121	110	46-26
4/7		NEW JERSEY	W	120	94	47-26
4/9		DETROIT	L	102	115	47-27
4/11		WASHINGTON	L	85	86	47-28
4/12		at Cleveland	L	103	116	47-29
4/15	(#)	at Philadelphia	W	103	101	48-29
4/16		NEW YORK	L	93	95	48-30
4/19	(#)	at New Jersey	W	119	109	49-30
4/20		INDIANA	L	98	116	49-31
4/22		BOSTON	W	133	106	50-31
4/23		at Washington	L	96	106	50-32

ATLANTA
Most points: 143 vs. Phoenix (3/8)
Least points: 81 vs. Detroit (1/5)

OPPONENT
Most points: 126 (two times)
Least points: 71 (Detroit, 1/5)

YEARLY RESULTS: 1988 - 89

52-30 OVERALL (33-8 at home, 19-22 on the road)

SEASON STATS

	G	Min	FGM	FGA	Pct	FTM	FTA	Pct	Reb	Asst	PF	Stl	Blk	Pts	Avg
Wilkins	80	2997	814	1756	.464	442	524	.844	553	211	138	117	52	2099	26.2
Malone	81	2878	538	1096	.491	561	711	.789	956	112	154	79	100	1637	20.2
Theus	82	2517	497	1067	.466	285	335	.851	242	387	236	108	16	1296	15.8
Rivers	76	2462	371	816	.455	247	287	.861	286	525	263	181	40	1032	13.6
Battle	82	1672	287	628	.457	194	238	.815	140	197	125	42	9	779	9.5
Levingston	80	2184	300	568	.528	133	191	.696	498	75	270	97	70	734	9.2
Carr	78	1488	226	471	.480	130	152	.855	274	91	221	31	62	582	7.5
Koncak	74	1531	141	269	.524	63	114	.553	453	56	238	54	98	345	4.7
Webb	81	1219	133	290	.459	52	60	.867	123	284	104	70	6	319	3.9
Ferrell	41	231	35	83	.422	30	44	.682	41	10	33	7	6	100	2.4
Tolbert	50	341	40	94	.426	23	37	.622	88	16	55	13	13	103	2.1
Bradley	38	267	28	86	.326	8	16	.500	32	24	41	16	2	72	1.9
Mannion	5	18	2	6	.333	0	0	.000	2	2	2	2	0	4	0.8

3-pt. field goals: Atlanta 110-397 (.277) - Wilkins 29-105 (.276), Malone 0-12 (.000), Theus 17-58 (.293), Rivers 43-124 (.347), Battle 11-34 (.324), Levingston 1-5 (.200), Carr 0-1 (.000), Koncak 0-3 (.000), Webb 1-22 (.045), Bradley 8-31 (.258), Mannion 0-2 (.000). Opponents 147-511 (.288).

RESULTS

(#, overtime; #2, double OT; #3, three OT; #4, four OT)

Date		Opponent	W/L	Atl.	Opp.	Record
11/4		at New Jersey	W	113	105	1-0
11/5		at Milwaukee	W	107	94	2-0
11/8		INDIANA	W	112	107	3-0
11/9	(#)	at Detroit	L	95	101	3-1
11/11		at Philadelphia	L	105	107	3-2
11/12		CHARLOTTE	W	132	111	4-2
11/15		at Cleveland	W	97	95	5-2
11/18	(#)	at Chicago	L	112	115	5-3
11/19		GOLDEN STATE	W	111	92	6-3
11/210		at Houston	L	113	117	6-4
11/23		at San Antonio	L	109	119	6-5
11/25		at Dallas	L	95	100	6-6
11/26		BOSTON	W	104	91	7-6
11/29		SAN ANTONIO	W	120	104	8-6
12/1		WASHINGTON	W	127	115	9-6
12/3		PORTLAND	W	115	97	10-6
12/6		SACRAMENTO	W	123	113	11-6
12/7		at Boston	W	106	103	12-6
12/9		DETROIT	L	82	92	12-7
12/10		DENVER	L	130	133	12-8
12/13		at Chicago	W	106	88	13-8
12/14		PHILADELPHIA	W	103	96	14-8
12/16		MILWAUKEE	W	115	112	15-8
12/17		at Cleveland	L	94	120	15-9
12/20		SEATTLE	W	121	118	16-9
12/23		INDIANA	W	131	114	17-9
12/27		NEW YORK	W	128	126	18-9
12/30		at Milwaukee	W	117	113	19-9
1/3		DETROIT	W	123	104	20-9
1/4		at Indiana	L	113	116	20-10
1/6		at Detroit	L	88	111	20-11
1/7		NEW JERSEY	W	103	93	21-11
1/10		CHICAGO	L	101	104	21-12
1/13		at Philadelphia	L	101	114	21-13
1/14		at New York	L	122	132	21-14
1/16		at Washington	W	117	106	22-14
1/17		MILWAUKEE	W	111	98	23-14
1/21		CHARLOTTE	W	137	113	24-14
1/24		CLEVELAND	W	121	105	25-14
1/27		at Seattle	L	112	119	25-15
1/28		at Portland	L	94	110	25-16
1/30		at LA Clippers	W	130	101	26-16
2/1		at Utah	W	94	93	27-16
2/2		at Denver	L	103	112	27-17
2/4	(#)	at Phoenix	W	118	116	28-17
2/8		NEW YORK	L	101	113	28-18
2/9		at Charlotte	L	108	110	28-19
		ALL-STAR BREAK				
2/14		at Chicago	W	106	98	29-19
2/15		at New Jersey	W	119	112	30-19
2/17		CLEVELAND	W	108	100	31-19
2/19		at Miami	L	115	124	31-20
2/20		LA CLIPPERS	W	114	100	32-20
2/23		INDIANA	W	100	97	33-20
2/25		CHICAGO	W	125	95	34-20
2/27		DALLAS	W	105	83	35-20
3/2		at Boston	L	90	104	35-21
3/3		CHARLOTTE	W	133	109	36-21
3/5		UTAH	L	83	85	36-22
3/7		LA LAKERS	L	97	106	36-23
3/8		at Washington	L	111	119	36-24
3/11		MIAMI	W	111	78	37-24
3/14		PHOENIX	L	112	114	37-25
3/16		at Sacramento	W	119	103	38-25
3/17	(#)	at Golden State	L	118	127	38-26
3/19		at LA Lakers	W	113	111	39-26
3/21		DETROIT	L	95	110	39-27
3/25		at New York	W	115	108	40-27
3/28		at New Jersey	L	108	111	40-28
3/29		WASHINGTON	W	120	102	41-28
3/31		NEW JERSEY	W	116	99	42-28
4/2		at Indiana	W	132	109	43-28
4/4		at Cleveland	L	91	105	43-29
4/5		PHILADELPHIA	W	135	93	44-29
4/7	(#)	HOUSTON	W	120	112	45-29
4/9		CHICAGO	W	108	100	46-29
4/10		at Charlotte	W	112	105	47-29
4/13		BOSTON	W	132	118	48-29
4/15		MILWAUKEE	W	125	100	49-29
4/18		at Indiana	W	121	114	50-29
4/19		at Milwaukee	W	100	92	51-29
4/21		CLEVELAND	W	92	89	52-29
4/23		at Detroit	L	81	99	52-30

ATLANTA
Most points: 137 vs. Charlotte (1/21)
Least points: 81 at Detroit (4/23)

OPPONENT
Most points: 133 (Denver, 12/10)
Least points: 78 (Miami, 3/11)

YEARLY RESULTS: 1989 - 90

41-41 OVERALL (25-16 at home, 16-25 on the road)

SEASON STATS

	G	Min	FGM	FGA	Pct	FTM	FTA	Pct	Reb	Asst	PF	Stl	Blk	Pts	Avg
Wilkins	80	2888	810	1672	.484	459	569	.807	521	200	141	126	47	2138	26.7
Malone	81	2735	517	1077	.480	493	631	.781	812	130	158	47	84	1528	18.9
Rivers	48	1526	218	480	.454	138	170	.812	200	264	151	116	22	598	12.5
Willis	81	2273	418	805	.519	168	246	.683	645	57	259	63	47	1006	12.4
Battle	60	1477	275	544	.506	102	135	.756	99	154	115	28	3	654	10.9
Webb	82	2184	294	616	.477	162	186	.871	201	477	185	105	12	751	9.2
Long	48	1030	174	384	.453	46	55	.836	83	85	66	45	5	404	8.4
Smith	33	674	98	204	.480	55	65	.846	37	142	45	22	1	255	7.7
Carr	44	803	128	248	.516	79	102	.775	149	53	128	15	34	335	7.6
Levingston	75	1706	216	424	.509	83	122	.680	319	80	216	55	41	516	6.9
Volkov	72	937	137	284	.482	70	120	.583	119	83	166	36	22	357	5.0
Matthews	1	13	1	3	.333	2	2	1.000	0	5	0	0	0	4	4.0
Koncak	54	977	78	127	.614	42	79	.532	226	23	182	38	34	198	3.7
Toney	32	286	30	72	.417	21	25	.840	14	52	35	10	0	88	2.8
Marble	24	162	16	58	.276	19	29	.655	24	11	16	7	1	51	2.1
Workman	6	16	2	3	.667	2	2	1.000	3	2	3	3	0	6	1.0
Ferrell	14	29	5	14	.357	2	6	.333	7	2	3	1	0	12	0.9
Williams	5	14	0	4	.000	0	0	.000	1	0	2	0	0	0	0.0

3-pt. field goals: Atlanta 124-411 (.302) - Wilkins 59-183 (.322), Malone 1-9 (.111), Rivers 24-66 (.364), Willis 2-7 (.286), Smith 4-24 (.167), Battle 2-13 (.154), Webb 1-19 (.053), Long 10-29 (.345), Carr 0-4 (.000), Levingston 1-5 (.200), Volkov 13-34 (.382), Matthews 0-1 (.000), Koncak 0-1 (.000), Toney 7-13 (.538), Marble 0-2 (.000), Ferrell 0-1 (.000). Opponents 181-533 (.340).

RESULTS

(#, overtime; #2, double OT; #3, three OT; #4, four OT)

(1) at Baltimore, MD

Date		Opponent	W/L	Atl.	Opp.	Record
11/3		INDIANA	L	103	126	0-1
11/7		WASHINGTON	L	114	118	0-2
11/10		at Boston	L	106	117	0-3
11/11		ORLANDO	W	148	109	1-3
11/13		at Orlando	W	112	104	2-3
11/17	(#)	at Cleveland	L	125	131	2-4
11/18		GOLDEN STATE	W	112	96	3-4
11/21		at Detroit	W	103	96	4-4
11/22		at Milwaukee	L	100	118	4-5
11/24		at Miami	W	103	87	5-5
11/25		BOSTON	W	108	100	6-5
11/28		at Chicago	L	98	113	6-6
11/29		at Washington	W	111	104	7-6
12/1		UTAH	W	114	103	8-6
12/2		PHILADELPHIA	W	102	92	9-6
12/6		at Orlando	W	118	100	10-6
12/8		PORTLAND	W	127	120	11-6
12/9		MINNESOTA	W	104	91	12-6
12/12		SAN ANTONIO	W	102	94	13-6
12/13		at Philadelphia	L	103	112	13-7
12/15		NEW YORK	L	109	113	13-8
12/19		SACRAMENTO	W	115	112	14-8
12/21		at Miami	W	117	115	15-8
12/22		CHICAGO	L	113	125	15-9
12/25		CLEVELAND	W	115	104	16-9
12/27		at Dallas	L	101	114	16-10
12/30		at Indiana	L	98	105	16-11
1/2		MILWAUKEE	W	113	107	17-11
1/4		at New York	L	95	100	17-12
1/6		NEW JERSEY	W	105	96	18-12
1/7		at New Jersey	L	93	98	18-13
1/10		LA CLIPPERS	L	109	115	18-14
1/13		at Seattle	L	106	113	18-15
1/16		at Sacramento	L	91	108	18-16
1/17		at Utah	L	88	95	18-17
1/19		CHICAGO	L	84	92	18-18
1/23		at Charlotte	W	106	101	19-18
1/24		CLEVELAND	W	103	86	20-18
1/27		at Orlando	W	114	96	21-18
1/29		at Chicago	L	111	121	21-19
1/30		DETROIT	L	95	112	21-20
2/1		at Utah	W	94	93	27-16
2/1		at Phoenix	L	90	102	21-21
2/2		at LA Lakers	L	106	112	21-22
2/4		at Denver	L	113	125	21-23
2/6		at San Antonio	L	94	105	21-24
2/8		at Houston	W	110	108	22-24
		ALL-STAR BREAK				
2/13		NEW YORK	L	109	114	22-25
2/15		ORLANDO	W	130	123	23-25
2/16		at Cleveland	L	101	109	23-26
2/18		at Minnesota	L	98	108	23-27
2/20		WASHINGTON	L	107	110	23-28
2/21		at Indiana	L	96	123	23-29
2/23		DETROIT	W	112	103	24-29
2/24		HOUSTON	W	104	96	25-29
2/26		MIAMI	W	123	114	26-29
2/28		INDIANA	W	102	99	27-29
3/2		MILWAUKEE	W	132	110	28-29
3/3		at New Jersey	L	109	114	28-30
3/6		PHOENIX	L	95	112	28-31
3/9		SEATTLE	W	107	97	29-31
3/11		LA LAKERS	L	115	123	29-32
3/13		BOSTON	L	100	112	29-33
3/16	(#)	at Indiana	W	106	104	30-33
3/17	(1)	at Washington	W	119	92	31-33
3/19		DALLAS	L	110	117	31-34
3/21		CHICAGO	L	89	99	31-35
3/23		at Boston	L	98	101	31-36
3/24		CHARLOTTE	W	122	109	32-36
3/26		DENVER	W	113	102	33-36
3/29		at Portland	L	106	112	33-37
3/30		at LA Clippers	W	122	118	34-37
4/1		at Golden State	W	142	116	35-37
4/4		at Cleveland	L	95	101	35-38
4/5		DETROIT	L	99	104	35-39
4/7		PHILADELPHIA	L	108	112	35-40
4/10		at Philadelphia	W	123	111	36-40
4/11		MILWAUKEE	W	106	94	37-40
4/13		at Detroit	W	115	111	38-40
4/14		at Milwaukee	L	93	109	38-41
4/17		NEW JERSEY	W	118	95	39-41
4/20		at New York	W	126	112	40-41
4/21		MIAMI	W	130	109	41-41

ATLANTA
Most points: 148 vs. Orlando (11/11)
Least points: 84 vs. Chicago (1/19)

OPPONENT
Most points: 131 (Cleveland, 11/17)
Least points: 86 (Cleveland, 1/24)

YEARLY RESULTS: 1990 - 91

43-39 OVERALL (29-12 at home, 14-27 on the road)

SEASON STATS

	G	Min	FGM	FGA	Pct	FTM	FTA	Pct	Reb	Asst	PF	Stl	Blk	Pts	Avg
Wilkins	81	3078	770	1640	.470	476	574	.829	732	265	156	123	65	2101	25.9
Rivers	79	2586	444	1020	.435	221	262	.844	253	340	216	148	47	1197	15.2
Battle	79	1863	397	862	.461	270	316	.854	159	217	145	45	6	1078	13.6
Webb	75	2197	359	803	.447	231	266	.868	174	417	180	118	6	1003	13.4
Willis	80	2373	444	881	.504	159	238	.668	704	99	235	60	40	1051	13.1
Malone	82	1912	280	598	.468	309	372	.831	667	68	134	30	74	869	10.6
Ferrell	78	1165	174	356	.489	125	156	.801	179	55	151	33	27	475	6.1
Robinson	47	674	108	242	.446	47	80	.588	71	132	65	32	8	265	5.6
Moncrief	72	1096	117	240	.488	82	105	.781	128	104	112	50	9	337	4.7
McCormick	56	689	93	187	.497	66	90	.733	165	32	91	11	14	252	4.5
Koncak	77	1931	140	321	.436	32	54	.593	375	124	265	74	76	313	4.1
Wilson	25	162	21	70	.300	13	26	.500	40	11	13	5	1	55	2.2
Wright	4	20	2	3	.667	1	1	1.000	6	0	3	0	0	5	1.3
Leonard	4	9	0	0	.000	2	4	.500	2	0	2	0	1	2	0.5

3-pt. field goals: Atlanta 271-836 (.324) - Wilkins 85-249 (.341), Rivers 88-262 (.336), Battle 14-49 (.286), Webb 54-168 (.321), Willis 4-10 (.400), Malone 0-7 (.000), Ferrell 2-3 (.667), Robinson 2-11 (.182), Moncrief 21-64 (.328), McCormick 0-3 (.000), Koncak 1-8 (.125), Wilson 0-2 (.000). Opponents 217-621 (.349).

RESULTS

(#, overtime; #2, double OT; #3, three OT; #4, four OT) (1) at Baltimore, MD

Date		Opponent	W/L	Atl.	Opp.	Record
11/2		ORLANDO	W	115	111	1-0
11/3		INDIANA	W	121	120	2-0
11/6		at Sacramento	W	102	85	3-0
11/9		at Golden State	L	128	143	3-1
11/10		at LA Clippers	W	112	94	4-1
11/13		CLEVELAND	L	104	121	4-2
11/14		at Philadelphia	L	104	112	4-3
11/16		CHARLOTTE	L	109	119	4-4
11/17		at Detroit	L	83	91	4-5
11/20		at Charlotte	L	121	128	4-6
11/21		at Milwaukee	L	93	105	4-7
11/24		PHILADELPHIA	L	121	124	4-8
11/27		DETROIT	L	97	120	4-9
11/30		CLEVELAND	L	93	101	4-10
12/4		at Houston	W	113	110	5-10
12/5		at San Antonio	W	110	108	6-10
12/7		MILWAUKEE	L	103	104	6-11
12/8		NEW YORK	W	99	86	7-11
12/12		at Miami	W	118	93	8-11
12/13		NEW JERSEY	W	106	97	9-11
12/15		WASHINGTON	W	125	113	10-11
12/17		at Cleveland	W	109	98	11-11
12/20		UTAH	W	105	87	12-11
12/21		at Detroit	L	87	113	12-12
12/23**		at Boston	L	104	132	12-13
12/26		at New Jersey	W	113	111	13-13
12/28		BOSTON	W	131	114	14-13
12/29		GOLDEN STATE	W	134	130	15-13
1/2		LA CLIPPERS	W	120	107	16-13
1/4		INDIANA	W	111	96	17-13
1/5	(#)	MINNESOTA	W	117	112	18-13
1/8		SAN ANTONIO	W	109	98	19-13
1/11		at Chicago	L	96	99	19-14
1/12		at New York	L	92	99	19-15
1/14		NEW YORK	W	96	82	20-15
1/15		at Indiana	W	117	106	21-15
1/18		CHICAGO	W	114	105	22-15
1/19		NEW JERSEY	W	114	84	23-15
1/22		MIAMI	W	118	107	24-15
1/23		at Washington	L	99	104	24-16
1/26		at Seattle	L	102	103	24-17
1/28		at Portland	L	111	116	24-18
1/29		at Utah	L	105	116	24-19
1/31		at LA Lakers	L	103	116	24-20
2/2		at Denver	L	125	126	24-21
2/5		CLEVELAND	W	118	114	25-21
2/7		CHARLOTTE	W	127	114	26-21
		ALL-STAR BREAK				
2/12		at Chicago	L	113	122	26-22
2/13		at New Jersey	L	106	140	26-23
2/16		SEATTLE	W	122	113	27-23
2/19		at New York	W	110	102	28-23
2/20		at Detroit	L	89	97	28-24
2/22		LA LAKERS	W	111	102	29-24
2/23		DALLAS	W	122	107	30-24
2/25		SACRAMENTO	W	96	88	31-24
2/27		at Philadelphia	L	103	107	31-25
2/28		PORTLAND	W	117	109	32-25
3/3		at Milwaukee	W	115	106	33-25
3/5		DENVER	W	139	127	34-25
3/7		PHOENIX	L	104	106	34-26
3/8		at Miami	W	102	96	35-26
3/10		CHICAGO	L	87	122	35-27
3/12	(#)	PHILADELPHIA	L	129	133	35-28
3/15		at Dallas	W	127	117	36-28
3/16		at Phoenix	L	116	128	36-29
3/19		BOSTON	W	104	92	37-29
3/20		at Chicago	L	107	129	37-30
3/22	(1)	at Washington	L	116	121	37-31
3/23		MIAMI	W	108	93	38-31
3/26		at Indiana	L	113	123	38-32
3/28		HOUSTON	L	111	112	38-33
3/30		at Milwaukee	L	96	104	38-34
4/4		at Charlotte	L	91	98	38-35
4/6		INDIANA	W	137	110	39-35
4/8		WASHINGTON	W	105	94	40-35
4/9		at Cleveland	W	104	98	41-35
4/11		at Minnesota	L	98	112	41-36
4/13		MILWAUKEE	W	97	91	42-36
4/16		at Orlando	L	106	113	42-37
4/17		CHARLOTTE	L	111	123	42-38
4/19		DETROIT	L	120	126	42-39
4/21		at Boston	W	117	105	43-39

ATLANTA
Most points: 139 vs. Denver (3/5)
Least points: 83 at Detroit (11/17)

OPPONENT
Most points: 143 (Golden State, 11/9)
Least points: 82 (New York, 1/14)

** Game on 11/28/90 was stopped in progress (slippery floor) and completed on 12/23/90.

YEARLY RESULTS: 1991 - 92

38-44 OVERALL (23-18 at home, 15-26 on the road)

SEASON STATS

	G	Min	FGM	FGA	Pct	FTM	FTA	Pct	Reb	Asst	PF	Stl	Blk	Pts	Avg
Wilkins	42	1601	424	914	.464	294	352	.835	295	158	77	52	24	1179	28.1
Willis	81	2962	591	1224	.483	292	363	.804	1258	173	223	72	54	1480	18.3
Augmon	82	2505	440	899	.489	213	320	.666	420	201	161	124	27	1094	13.3
Robinson	81	2220	423	928	.456	175	275	.636	219	446	178	105	24	1055	13.0
Ferrell	66	1598	331	632	.524	166	218	.761	210	92	134	49	17	839	12.7
Graham	78	1718	305	682	.447	126	170	.741	231	175	193	96	21	791	10.1
Rasmussen	81	1968	347	726	.478	30	40	.750	393	107	233	35	48	729	9.0
Volkov	77	1516	251	569	.441	125	198	.631	265	250	178	66	30	662	8.6
Mays	2	32	6	14	.429	2	2	1.000	2	1	4	0	0	17	8.5
Cheeks	56	1086	115	249	.462	26	43	.605	95	185	73	83	0	259	4.6
Wiley	41	767	71	160	.444	21	30	.700	73	166	73	43	3	177	4.3
Sanders	12	117	20	45	.444	7	9	.778	26	9	15	5	3	47	3.9
Monroe	38	313	53	144	.368	19	23	.826	33	27	19	12	2	131	3.4
Koncak	77	1489	111	284	.391	19	29	.655	261	132	207	50	67	241	3.1
Leonard	5	13	4	6	.667	2	2	1.000	5	1	3	1	0	10	2.0

3-pt. field goals: Atlanta 210-671 (.313) - Wilkins 37-128 (.289), Willis 6-37 (.162), Augmon 1-6 (.167), Robinson 34-104 (.327), Ferrell 11-33 (.333), Graham 55-141 (.390), Rasmussen 5-23 (.217), Volkov 35-110 (.318), Mays 3-6 (.500), Cheeks 3-6 (.500), Wiley 14-38 (.368), Monroe 6-27 (.222), Koncak 0-12 (.000). Opponents 251-732 (.343).

RESULTS

(#, overtime; #2, double OT; #3, three OT; #4, four OT) (1) at Baltimore, MD

Date		Opponent	W/L	Atl.	Opp.	Record
11/2		DETROIT	L	87	89	0-1
11/5		UTAH	W	98	94	1-1
11/6		at Charlotte	L	104	114	1-2
11/8		at Boston	W	100	95	2-2
11/9		MIAMI	W	97	93	3-2
11/12		CHARLOTTE	W	118	100	4-2
11/14		at Sacramento	L	96	98	4-3
11/15		at Phoenix	W	119	115	5-3
11/17		at LA Lakers	L	89	111	5-4
11/20		SACRAMENTO	W	116	104	6-4
11/22		at Philadelphia	W	99	92	7-4
11/23		at Washington	L	115	126	7-5
11/26		DETROIT	L	93	103	7-6
11/27		at Detroit	L	91	100	7-7
11/29		SAN ANTONIO	L	85	88	7-8
11/30		BOSTON	W	129	102	8-8
12/3		at Dallas	W	103	99	9-8
12/5		at Houston	W	109	97	10-8
12/7	(#2)	NEW YORK	L	128	137	10-9
12/10		MILWAUKEE	W	118	104	11-9
12/12		at Cleveland	L	107	134	11-10
12/14		at Miami	L	101	121	11-11
12/17		INDIANA	W	117	113	12-11
12/20		CLEVELAND	L	99	122	12-12
12/21		at Chicago	L	103	117	12-13
12/23		at New Jersey	L	93	105	12-14
12/26		CHICAGO	L	111	122	12-15
12/28	(#)	MINNESOTA	W	125	122	13-15
1/2		PHOENIX	W	123	105	14-15
1/4		LA CLIPPERS	W	97	95	15-15
1/6		HOUSTON	W	109	97	16-15
1/7		at New York	W	109	94	17-15
1/9		DALLAS	W	124	108	18-15
1/11		at Indiana	L	115	138	18-16
1/14		MILWAUKEE	W	93	88	19-16
1/16		at Utah	L	111	116	19-17
1/17	(#)	at LA Clippers	L	107	111	19-18
1/19		at Denver	W	119	93	20-18
1/21		at Seattle	W	128	119	21-18
1/22		at Golden State	L	124	134	21-19
1/24		at Portland	L	117	125	21-20
1/28		PHILADELPHIA	W	110	109	22-20
1/29		at Milwaukee	W	110	100	23-20
1/31	(#)	at Indiana	L	106	115	23-21
2/1		DETROIT	L	80	89	23-22
2/3		SEATTLE	L	110	112	23-23
2/6		ORLANDO	W	123	112	24-23
		ALL-STAR BREAK				
2/11		CHARLOTTE	L	108	113	24-24
2/13		at Miami	L	119	121	24-25
2/14		at Orlando	W	112	107	25-25
2/17	(1)	at Washington	W	117	110	26-25
2/19	(#)	WASHINGTON	L	102	103	26-26
2/21		CHICAGO	L	88	103	26-27
2/22		NEW JERSEY	W	119	107	27-27
2/24		DENVER	W	117	95	28-27
2/28		BOSTON	W	102	90	29-27
3/1	(#)	at Milwaukee	L	106	109	29-28
3/4		at Philadelphia	L	102	107	29-29
3/6	(#)	INDIANA	L	113	115	29-30
3/7		CLEVELAND	L	94	110	29-31
3/10		at San Antonio	L	92	103	29-32
3/11		LA LAKERS	L	98	109	29-33
3/13		PORTLAND	L	95	106	29-34
3/14		MIAMI	W	115	102	30-34
3/16		at Detroit	W	89	77	31-34
3/18		ORLANDO	L	96	99	31-35
3/20		at Charlotte	W	112	110	32-35
3/22		at Cleveland	L	80	123	32-36
3/23	(#)	GOLDEN STATE	W	126	125	33-36
3/26		WASHINGTON	W	107	95	34-36
3/27		at Minnesota	W	105	103	35-36
3/29		at Boston	L	93	117	35-37
4/1		at Indiana	L	117	137	35-38
4/3		at New York	L	94	115	35-39
4/4		PHILADELPHIA	L	121	126	35-40
4/7		at New Jersey	W	104	97	36-40
4/9		at Orlando	L	94	96	36-41
4/11		NEW JERSEY	W	118	98	37-41
4/13		at Chicago	L	93	100	37-42
4/15		NEW YORK	W	95	94	38-42
4/17		CHICAGO	L	95	121	38-43
4/19		at Cleveland	L	108	112	38-44

ATLANTA
Most points: 129 vs. Boston (11/30)
Least points: 80 (two times)

OPPONENT
Most points: 138 (Indiana, 1/11)
Least points: 77 (Detroit, 3/16)

YEARLY RESULTS: 1992 - 93

43-39 OVERALL (25-16 at home, 18-23 on the road)

SEASON STATS

	G	Min	FGM	FGA	Pct	FTM	FTA	Pct	Reb	Asst	PF	Stl	Blk	Pts	Avg
Wilkins	71	2647	741	1584	.468	519	627	.828	482	227	116	70	27	2121	29.9
Willis	80	2878	616	1218	.506	196	300	.653	1028	165	264	68	41	1435	17.9
Augmon	73	2112	397	792	.501	227	307	.739	287	170	141	91	18	1021	14.0
Blaylock	80	2820	414	964	.429	123	169	.728	280	671	156	203	23	1069	13.4
Ferrell	82	1736	327	696	.470	176	226	.779	191	132	160	59	17	839	10.2
Graham	80	1508	256	560	.457	96	131	.733	190	164	185	86	6	650	8.1
Mays	49	787	129	309	.417	54	82	.659	53	72	59	21	3	341	7.0
Keefe	82	1549	188	376	.500	166	237	.700	432	80	195	57	16	542	6.6
Henson	53	719	71	182	.390	34	40	.850	55	155	85	30	1	213	4.0
Koncak	78	1975	124	267	.464	24	50	.480	427	140	264	75	100	275	3.4
Rasmussen	22	283	30	80	.375	9	13	.692	55	5	61	5	10	71	3.2
Foster	33	205	44	95	.463	13	18	.722	56	10	41	3	9	101	3.1
Wiley	25	354	26	81	.321	5	8	.625	35	81	49	26	2	72	2.9
Breuer	12	107	15	31	.484	2	5	.400	28	6	12	2	3	32	2.7
Sanders	9	120	10	25	.400	4	8	.500	29	6	16	8	1	24	2.7
Stivrins	5	15	4	9	.444	0	0	.000	5	0	0	0	1	8	1.6
Spencer	3	15	0	3	.000	0	0	.000	1	0	3	2	0	0	0.0

3-pt. field goals: Atlanta 382-1076 (.355) - Wilkins 120-316 (.380), Willis 7-29 (.241), Augmon 0-4 (.000), Blaylock 118-315 (.375), Ferrell 9-36 (.250), Graham 42-141 (.298), Mays 29-84 (.345), Keefe 0-1 (.000), Henson 37-80 (.463), Koncak 3-8 (.375), Rasmussen 2-6 (.333), Foster 0-4 (.000), Wiley 15-51 (.294), Stivrins 0-1 (.000). Opponents 281-833 (.337).

RESULTS

(#, overtime; #2, double OT; #3, three OT; #4, four OT)

Date		Opponent	W/L	Atl.	Opp.	Record
11/6		NEW YORK	L	94	106	0-1
11/7		at Chicago	W	100	99	1-1
11/11		at Houston	L	82	101	1-2
11/12		at San Antonio	W	104	97	2-2
11/14		at Dallas	L	105	113	2-3
11/17		MILWAUKEE	L	106	114	2-4
11/19		NEW JERSEY	L	101	108	2-5
11/21		BOSTON	W	116	107	3-5
11/23	(#)	at Boston	W	101	97	4-5
11/25		at Philadelphia	W	111	105	5-5
11/27		at Cleveland	L	101	122	5-6
11/28		MIAMI	W	112	100	6-6
12/1		INDIANA	W	119	107	7-6
12/2		NEW JERSEY	L	118	122	7-7
12/4		at Indiana	L	106	122	7-8
12/5		SAN ANTONIO	W	113	105	8-8
12/7		CHICAGO	W	123	114	9-8
12/11	(#)	DENVER	W	112	107	10-8
12/12		PHILADELPHIA	L	96	103	10-9
12/13		DETROIT	L	94	107	10-10
12/16		at Detroit	L	88	89	10-11
12/18		at Miami	W	108	100	11-11
12/19		ORLANDO	L	84	125	11-12
12/22		CHARLOTTE	L	114	130	11-13
12/26		at Minnesota	W	113	105	12-13
12/28		at Washington	L	96	97	12-14
12/29		CLEVELAND	L	96	114	12-15
1/2		MILWAUKEE	L	93	106	12-16
1/5		WASHINGTON	L	100	107	12-17
1/7		at Milwaukee	W	100	94	13-17
1/8		at Detroit	W	101	92	14-17
1/12		GOLDEN STATE	W	126	118	15-17
1/14		DETROIT	W	108	91	16-17
1/16		at Cleveland	L	99	127	16-18
1/19		at Charlotte	W	102	100	17-18
1/20		at Boston	L	106	121	17-19
1/22		NEW JERSEY	W	102	91	18-19
1/23		PHOENIX	L	91	110	18-20
1/25		SACRAMENTO	W	117	106	19-20
1/26		at Orlando	L	106	120	19-21
1/28		at New York	W	110	105	20-21
1/30		PHILADELPHIA	W	149	123	21-21
2/2		SEATTLE	W	118	109	22-21
2/3		at Miami	L	96	116	22-22
2/6		CLEVELAND	L	109	120	22-23
2/9		at Golden State	W	125	114	23-23
2/11		at Sacramento	L	105	116	23-24
2/13		at Utah	W	121	112	24-24
2/14		at LA Lakers	L	96	135	24-25
2/16		at Portland	L	90	105	24-26
2/18		at Phoenix	L	119	131	24-27
		ALL-STAR BREAK				
2/23		WASHINGTON	W	109	94	25-27
2/24		at Philadelphia	W	132	107	26-27
2/26		BOSTON	L	99	110	26-28
2/27		at Chicago	L	92	112	26-29
3/2		at New York	L	98	107	26-30
3/4		at Indiana	L	111	136	26-31
3/6		UTAH	W	139	118	27-31
3/8		LA CLIPPERS	W	121	113	28-31
3/9		at Milwaukee	W	117	103	29-31
3/12		ORLANDO	W	110	92	30-31
3/14		LA LAKERS	W	117	107	31-31
3/16		at Charlotte	W	122	107	32-31
3/17		at New Jersey	L	93	114	32-32
3/19		MINNESOTA	W	121	103	33-32
3/23		DALLAS	W	125	107	34-32
3/25		HOUSTON	W	106	96	35-32
3/27		MIAMI	W	118	106	36-32
3/29	(#)	PORTLAND	W	127	118	37-32
3/31		at Denver	W	103	94	38-32
4/2		at LA Clippers	L	99	111	38-33
4/3		at Seattle	L	105	129	38-34
4/6	(#)	NEW YORK	W	109	104	39-34
4/9		CHICAGO	L	87	88	39-35
4/10		at Charlotte	W	118	105	40-35
4/13	(#2)	CLEVELAND	L	109	112	40-36
4/14		at Detroit	L	84	87	40-37
4/17		CHARLOTTE	L	107	110	40-38
4/20		INDIANA	W	111	102	41-38
4/21		at Washington	W	119	98	42-38
4/23		MILWAUKEE	W	122	106	43-38
4/24		at Orlando	L	85	104	43-39

ATLANTA
Most points: 149 vs. Philadelphia (1/30)
Least points: 82 at Houston (11/11)

OPPONENT
Most points: 136 (Indiana, 3/4)
Least points: 87 (Detroit, 4/14)

YEARLY RESULTS: 1993 - 94

57-25 OVERALL (36-5 at home, 21-20 on the road)

SEASON STATS

	G	Min	FGM	FGA	Pct	FTM	FTA	Pct	Reb	Asst	PF	Stl	Blk	Pts	Avg
Wilkins	49	1687	430	996	.432	275	322	.854	305	114	87	63	88	1196	24.4
Willis	80	2867	627	1257	.499	268	376	.713	963	150	250	79	38	1531	19.1
Manning	26	925	177	372	.476	54	83	.651	169	85	93	46	25	409	15.7
Augmon	82	2605	439	861	.510	333	436	.764	394	187	179	149	45	1212	14.8
Blaylock	81	2915	444	1079	.411	116	159	.730	424	789	144	212	44	1118	13.8
Ehlo	82	2147	316	708	.446	112	154	.727	279	273	161	136	26	821	10.0
Ferrell	72	1155	184	379	.485	144	184	.783	129	65	85	44	16	513	7.1
Lang	82	1608	215	458	.469	73	106	.689	313	51	192	38	87	504	6.1
Keefe	63	763	96	213	.451	81	111	.730	201	34	80	20	9	273	4.3
Koncak	82	1823	159	369	.431	24	36	.667	365	102	236	63	125	342	4.2
Whatley	82	1004	120	236	.508	52	66	.788	99	181	93	59	2	292	3.6
Graham	21	128	21	57	.368	13	17	.765	12	13	11	4	5	58	2.8
Edwards	16	107	17	49	.347	9	16	.563	18	8	9	2	5	43	2.7
Grace	3	8	2	3	.667	0	2	.000	1	1	3	0	0	4	1.3
Bagley	3	13	0	2	.000	2	2	1.000	1	3	2	0	0	2	0.7

3-pt. field goals: Atlanta 260-830 (.323) - Wilkins 61-198 (.308), Manning 1-3 (.333), Willis 9-24 (.375), Augmon 1-7 (.143), Blaylock 114-341 (.334), Ehlo 77-221 (.348), Ferrell 1-9 (.111), Lang 1-4 (.250), Koncak 0-3 (.000), Whatley 0-6 (.000), Graham 3-13 (.231), Edwards 0-1 (.000). Opponents 275-872 (.315).

RESULTS

(#, overtime; #2, double OT; #3, three OT; #4, four OT)

Date		Opponent	W/L	Atl.	Opp.	Record
11/5		INDIANA	W	116	110	1-0
11/8		at Chicago	L	80	106	1-1
11/10		at Utah	L	88	91	1-2
11/12		at Portland	L	84	94	1-3
11/13	(#)	at Seattle	L	89	97	1-4
11/16		SACRAMENTO	W	118	95	2-4
11/17		at Philadelphia	W	92	90	3-4
11/19		at Miami	W	95	92	4-4
11/20		CHARLOTTE	W	96	91	5-4
11/23		LA LAKERS	W	103	94	6-4
11/24		at Milwaukee	W	89	85	7-4
11/26		WASHINGTON	W	124	108	8-4
11/27		PHILADELPHIA	W	111	79	9-4
11/30		BOSTON	W	122	114	10-4
12/3		HOUSTON	W	133	111	11-4
12/8		at Detroit	W	105	97	12-4
12/9		SAN ANTONIO	W	105	95	13-4
12/11		at Wash. (Balt.)	W	116	108	14-4
12/14		at Cleveland	W	103	92	15-4
12/16		INDIANA	L	81	99	15-5
12/18		DENVER	W	102	96	16-5
12/22		at Boston	W	108	103	17-5
12/23		at New York	L	75	84	17-6
12/26		at New Jersey	L	87	91	17-7
12/28		DETROIT	W	119	101	18-7
12/29		at Orlando	W	92	90	19-7
1/4		CHARLOTTE	W	133	94	20-7
1/7		PORTLAND	W	100	85	21-7
1/8		CLEVELAND	W	102	89	22-7
1/12		CHICAGO	W	92	81	23-7
1/14		DALLAS	W	113	96	24-7
1/15		at Indiana	L	91	94	24-8
1/17		MILWAUKEE	W	102	98	25-8
1/19		GOLDEN STATE	L	119	120	25-9
1/21	(#)	NEW JERSEY	L	111	113	25-10
1/22		at Minnesota	W	98	81	26-10
1/25		at Milwaukee	W	95	90	27-10
1/26		PHOENIX	W	116	107	28-10
1/28		at Charlotte	W	117	105	29-10
1/29		at San Antonio	L	87	100	29-11
1/31		at Dallas	W	90	85	30-11
2/2		ORLANDO	W	118	99	31-11
2/4		NEW YORK	W	114	102	32-11
2/5		at Cleveland	L	93	109	32-12
2/7		DETROIT	W	141	97	33-12
2/9		at Orlando	L	87	104	33-13
2/10		MIAMI	W	114	98	34-13
		ALL-STAR BREAK				
2/15		at Houston	L	99	103	34-14
2/17		at Golden State	L	115	119	34-15
2/18		at LA Clippers	W	97	91	35-15
2/20		at Denver	L	92	97	35-16
2/23		SEATTLE	W	99	92	36-16
2/25		MILWAUKEE	W	111	100	37-16
2/26		at Philadelphia	W	118	102	38-16
3/1		MINNESOTA	W	102	99	39-16
3/3		at Washington	W	109	98	40-16
3/5		INDIANA	W	90	88	41-16
3/8		at Chicago	L	95	116	41-17
3/9		NEW YORK	L	83	90	41-18
3/11		CHICAGO	W	108	77	42-18
3/12		at Detroit	W	104	92	43-18
3/16		at Charlotte	L	79	92	43-19
3/18		at Indiana	W	81	78	44-19
3/20		at Boston	W	101	80	45-19
3/21	(#)	UTAH	W	100	96	46-19
3/23		CHARLOTTE	W	100	92	47-19
3/25		LA CLIPPERS	L	94	97	47-20
3/26		MIAMI	W	100	90	48-20
3/29		NEW JERSEY	W	101	98	49-20
3/31		at Sacramento	W	106	102	50-20
4/1		at Phoenix	L	87	93	50-21
4/3		at LA Lakers	L	89	102	50-22
4/6		BOSTON	W	111	107	51-22
4/7		at New Jersey	L	87	93	51-23
4/9		WASHINGTON	W	117	103	52-23
4/13		CLEVELAND	W	110	95	53-23
4/15		at Milwaukee	W	105	96	54-23
4/16		PHILADELPHIA	W	123	94	55-23
4/18		at Chicago	L	70	87	55-24
4/19		at New York	W	87	84	56-24
4/21		at Miami	L	89	94	56-25
4/23		ORLANDO	W	93	89	57-25

ATLANTA
Most points: 141 vs. Detroit (2/7)
Least points: 70 at Chicago (4/18)

OPPONENT
Most points: 120 (Golden State, 1/19)
Least points: 77 (Chicago, 3/11)

YEARLY RESULTS: 1994 - 95

42-40 OVERALL (24-17 at home, 18-23 on the road)

SEASON STATS

	G	Min	FGM	FGA	Pct	FTM	FTA	Pct	Reb	Asst	PF	Stl	Blk	Pts	Avg
Willis	2	89	16	41	.390	10	15	.667	36	3	7	1	3	42	21.0
Blaylock	80	3069	509	1198	.425	156	214	.729	393	616	164	200	26	1373	17.2
Smith	78	2603	417	976	.427	295	349	.845	270	267	216	60	32	1264	16.2
Augmon	76	2362	397	876	.453	252	346	.728	368	197	163	100	47	1053	13.9
Norman	74	1879	388	856	.453	64	140	.457	362	94	154	34	20	938	12.7
Long	79	2579	337	704	.479	238	315	.756	595	127	232	107	34	923	11.7
Ehlo	49	1166	191	422	.453	44	71	.620	147	113	86	46	6	477	9.7
Lang	82	2340	320	677	.473	152	188	.809	456	72	271	45	144	794	9.7
Corbin	81	1389	205	464	.442	78	114	.684	262	67	161	55	16	502	6.2
Wiley	5	17	3	6	.500	0	0	—	4	6	0	1	1	7	1.4
Bazarevich	10	74	11	22	.500	7	9	.778	7	14	10	1	1	30	3.0
Anderson	51	622	57	104	.548	34	71	.479	188	17	103	23	32	148	2.9
Koncak	62	943	77	187	.412	13	24	.542	184	52	137	36	46	179	2.9
Whatley	27	292	24	53	.453	20	32	.625	30	54	37	19	0	70	2.6
Les	24	188	11	38	.289	23	27	.852	26	44	28	4	0	50	2.1
Edwards	38	212	22	48	.458	23	32	.719	48	13	30	5	4	67	1.8
Vinson	5	27	1	7	.143	1	1	1.000	0	1	4	0	0	4	0.8
Hovasse	2	4	0	1	.000	0	0	—	0	0	1	1	0	0	--

3-pt. field goals: Atlanta 539-1580 (.341) - Willis 0-1 (.000), Blaylock 199-555 (.359), Smith 135-404 (.334), Augmon 7-26 (.269), Norman 98-285 (.344), Long 11-31 (.355), Ehlo 51-134 (.381), Lang 2-3 (.667), Corbin 14-56 (.250), Wiley 1-4 (.250), Bazarevich 1-6 (.167), Koncak 12-36 (.333), Whatley 2-8 (.250), Les 5-23 (.217), Edwards 0-1 (.000), Vinson 1-6 (.167), Hovasse 0-1 (.000). Opponents 420-1212 (.347).

RESULTS

(#, overtime; #2, double OT; #3, three OT; #4, four OT)

Date		Opponent	W/L	Atl.	Opp.	Record
11/4		INDIANA	L	92	94	0-1
11/5	(#)	DETROIT	L	109	114	0-2
11/7		at Utah	L	86	104	0-3
11/9		at Phoenix	L	102	106	0-4
11/10		at LA Clippers	W	108	91	1-4
11/12		at Sacramento	L	97	105	1-5
11/15		BOSTON	W	110	94	2-5
11/18	(#)	MILWAUKEE	L	93	97	2-6
11/19		at New York	L	79	92	2-7
11/22		PHILADELPHIA	W	102	99	3-7
11/23		at Minnesota	W	89	77	4-7
11/25		LA LAKERS	L	87	92	4-8
11/29		CHARLOTTE	L	85	90	4-9
12/2		at Chicago	W	92	81	5-9
12/3		ORLANDO	W	107	105	6-9
12/6	(#)	at New Jersey	W	94	91	7-9
12/7		at Boston	L	80	93	7-10
12/9		NEW YORK	W	89	85	8-10
12/10		at Orlando	L	98	109	8-11
12/13	(#)	MINNESOTA	W	85	83	9-11
12/14		at Indiana	L	79	81	9-12
12/16		CHICAGO	L	80	85	9-13
12/17		at Miami	L	85	96	9-14
12/20		MILWAUKEE	W	115	97	10-14
12/22		UTAH	L	94	103	10-15
12/23		at Detroit	W	97	77	11-15
12/27		at Houston	L	93	105	11-16
12/29	(#)	SAN ANTONIO	W	127	121	12-16
12/30		at Cleveland	L	85	87	12-17
1/3		PORTLAND	L	98	103	12-18
1/4		at New York	L	80	89	12-19
1/6		WASHINGTON	W	112	90	13-19
1/7		NEW JERSEY	W	102	85	14-19
1/10		at Washington	W	99	96	15-19
1/13		ORLANDO	L	96	101	15-20
1/16		MIAMI	W	99	95	16-20
1/18		PHILADELPHIA	L	80	92	16-21
1/20		at Indiana	L	89	99	16-22
1/21		BOSTON	W	89	84	17-22
1/25		at Charlotte	W	103	96	18-22
1/26		CLEVELAND	L	68	77	18-23
1/28		CHARLOTTE	L	93	102	18-24
1/30		at Miami	W	95	92	19-24
2/1		GOLDEN STATE	W	111	99	20-24
2/3		SEATTLE	L	98	121	20-25
2/4		at Detroit	L	78	84	20-26
2/6		at Philadelphia	W	107	92	21-26
2/8		NEW JERSEY	W	111	88	22-26
		ALL-STAR BREAK				
2/14		at Denver	W	99	88	23-26
2/17		at Dallas	W	110	90	24-26
2/18		at San Antonio	L	97	111	24-27
2/21		CHICAGO	L	88	105	24-28
2/23		DALLAS	W	110	92	25-28
2/24		at Wash. (Balt.)	W	107	92	26-28
2/27		SACRAMENTO	W	118	99	27-28
3/2		at Milwaukee	L	93	102	27-29
3/3		DETROIT	W	94	78	28-29
3/5	(#)	at Orlando	L	111	113	28-30
3/8		DENVER	W	99	88	29-30
3/10		NEW YORK	W	108	81	30-30
3/12		at Boston	W	104	98	31-30
3/13		HOUSTON	L	86	97	31-31
3/15		at Chicago	L	86	99	31-32
3/18		PHOENIX	W	122	117	32-32
3/20		LA CLIPPERS	W	106	102	33-32
3/22		MIAMI	L	84	98	33-33
3/24		at Cleveland	L	74	75	33-34
3/25		CHICAGO	L	98	99	33-35
3/28		at Portland	W	102	91	34-35
3/30		at Golden State	W	108	80	35-35
3/31		at LA Lakers	L	107	121	35-36
4/2		at Seattle	L	83	105	35-37
4/5		CLEVELAND	W	96	87	36-37
4/7		INDIANA	W	102	90	37-37
4/9		at Milwaukee	L	99	102	37-38
4/11	(#)	at Philadelphia	W	110	106	38-38
4/12		WASHINGTON	W	90	82	39-38
4/14		at Cleveland	L	70	83	39-39
4/16		at Charlotte	W	94	93	40-39
4/19		at New Jersey	W	104	99	41-39
4/21		DETROIT	W	128	111	42-39
4/23		at Indiana	L	87	103	42-40

ATLANTA
Most points: 128 vs. Detroit (4/21)
Least points: 68 vs. Cleveland (1/26)

OPPONENT
Most points: 121 (three times)
Least points: 75 (Cleveland, 3/24)

YEARLY RESULTS: 1995 - 96

46-36 OVERALL (26-15 at home, 20-21 on the road)

SEASON STATS

	G	Min	FGM	FGA	Pct	FTM	FTA	Pct	Reb	Asst	PF	Stl	Blk	Pts	Avg
Smith	80	2856	494	1143	.432	318	385	.826	326	224	207	68	17	1446	18.1
Blaylock	81	2893	455	1123	.405	127	170	.747	332	478	151	212	17	1268	15.7
Laettner	30	977	159	325	.489	107	130	.823	236	68	119	31	28	425	14.2
Long	82	3008	395	838	.471	257	337	.763	788	183	233	108	34	1078	13.1
Lang	51	1815	281	619	.454	95	118	.805	334	62	178	35	85	657	12.9
Augmon	77	2294	362	738	.491	251	317	.792	304	137	188	106	31	976	12.7
Norman	34	770	127	273	.465	17	48	.354	132	63	68	15	16	304	8.9
Ehlo	79	1758	253	591	.428	81	103	.786	256	138	138	85	9	669	8.5
Henderson	79	1416	192	434	.442	119	200	.595	356	51	217	44	43	503	6.4
Webb	51	817	104	222	.468	74	87	.851	60	140	68	27	2	300	5.9
Rooks	16	215	32	58	.552	29	43	.674	51	9	35	4	14	93	5.8
Jordan	24	247	36	71	.507	22	38	.579	52	29	30	12	7	94	3.9
Bullard	46	460	66	162	.407	16	20	.800	60	18	50	17	11	174	3.8
Boyce	8	41	9	23	.391	2	4	.500	10	3	2	3	1	24	3.0
Nathan	5	15	5	9	.556	3	4	.750	0	2	2	3	0	13	2.6
Mundt	24	118	13	32	.406	5	8	.625	25	2	23	1	4	31	1.3
Grandison	4	19	2	4	.500	0	0	—	6	1	0	0	0	4	1.0
Kempton	3	11	0	0	—	0	0	—	2	1	5	0	0	0	—

3-pt. field goals: Atlanta 566-1595 (.355) - Smith 140-423 (.331), Blaylock 231-623 (.371), Laettner 0-8 (.000), Long 31-86 (.360), Lang 0-3 (.000), Augmon 1-4 (.250), Norman 33-84 (.393), Ehlo 82-221 (.371), Henderson 0-3 (.000), Webb 18-57 (.316), Rooks 0-1 (.000), Bullard 26-72 (.361), Boyce 4-8 (.500), Nathan 0-1 (.000), Grandison 0-1 (.000). Opponents 479-1329 (.360).

RESULTS

(#, overtime; #2, double OT; #3, three OT; #4, four OT)

Date		Opponent	W/L	Atl.	Opp.	Record
11/3		INDIANA	L	106	111	0-1
11/4		ORLANDO	W	124	91	1-1
11/6		at Utah	L	96	105	1-2
11/8		at LA Clippers	W	100	92	2-2
11/9		at Golden State	W	125	121	3-2
11/11		at Dallas	W	113	100	4-2
11/14		CHARLOTTE	W	111	104	5-2
11/17		MIAMI	L	88	91	5-3
11/19		at Sacramento	W	108	94	6-3
11/21		at Denver	L	99	107	6-4
11/22		at Phoenix	L	112	117	6-5
11/25		TORONTO	W	114	102	7-5
11/28	(#)	at New York	W	102	97	8-5
11/29		PHILADELPHIA	W	106	81	9-5
12/1		DALLAS	L	98	106	9-6
12/2		at Detroit	L	96	104	9-7
12/6		at Washington	L	79	96	9-8
12/7		SAN ANTONIO	L	102	104	9-9
12/9		NEW YORK	L	92	101	9-10
12/10		at Boston	W	108	103	10-10
12/12		MINNESOTA	L	78	85	10-11
12/14		CHICAGO	L	108	127	10-12
12/16		DENVER	W	95	86	11-12
12/22		NEW JERSEY	W	94	91	12-12
12/23		at Milwaukee	L	111	115	12-13
12/26		LA CLIPPERS	W	94	88	13-13
12/29		GOLDEN STATE	L	96	117	13-14
12/30		at Chicago	L	93	95	13-15
1/2		SEATTLE	L	88	111	13-16
1/4	(#)	TORONTO	W	104	101	14-16
1/6		at Charlotte	L	90	96	14-17
1/7		at New Jersey (PPD - Snow - rescheduled 4/5)				
1/9		SACRAMENTO	W	104	88	15-17
1/11		at Toronto	W	87	79	16-17
1/13		BOSTON	W	108	105	17-17
1/15		DETROIT	W	96	88	18-17
1/17		INDIANA	W	102	93	19-17
1/19		at Philadelphia	W	82	77	20-17
1/20		MIAMI	W	98	78	21-17
1/22		HOUSTON	W	105	96	22-17
1/23		at Cleveland	W	84	72	23-17
1/26		ORLANDO	W	96	84	24-17
1/30		at Indiana	L	90	107	24-18
1/31		PHOENIX	L	84	120	24-19
2/2		at Orlando	L	95	108	24-20
2/4		CHARLOTTE	W	106	104	25-20
2/7		at Miami	L	89	101	25-21
2/8		WASHINGTON	W	98	92	26-21
		ALL-STAR BREAK				
2/14		at LA Lakers	L	86	87	26-22
2/16		at Vancouver	W	110	100	27-22
2/18		at Portland	W	93	90	28-22
2/19		at Seattle	L	94	102	28-23
2/22		CHICAGO	L	91	96	28-24
2/23		at New York	W	108	97	29-24
2/25		at Minnesota	W	92	76	30-24
2/28		PORTLAND	W	90	88	31-24
3/1		CLEVELAND	W	74	68	32-24
3/2		at Milwaukee	L	106	110	32-25
3/4		at Detroit	L	93	99	32-26
3/7		at Cleveland	W	83	72	33-26
3/8		MILWAUKEE	W	94	91	34-26
3/10		at Washington	L	91	99	34-27
3/12		UTAH	W	115	89	35-27
3/14		at Houston	L	106	114	35-28
3/16		at San Antonio	L	92	119	35-29
3/20		VANCOUVER	W	98	93	36-29
3/22		at Charlotte	W	117	92	37-29
3/23		DETROIT	W	92	84	38-29
3/26		at Toronto	W	114	111	39-29
3/28		at Chicago	L	80	111	39-30
3/29		LA LAKERS	L	89	102	39-31
3/31		at Boston	W	93	92	40-31
4/2		BOSTON	W	109	89	41-31
4/4		WASHINGTON	L	110	113	41-32
4/5		at New Jersey	W	82	70	42-32
4/6		PHILADELPHIA	L	99	100	42-33
4/8		at Indiana	L	95	97	42-34
4/12		MILWAUKEE	W	104	97	43-34
4/14		at New Jersey	W	99	90	44-34
4/16		CLEVELAND	L	77	80	44-35
4/18		at Orlando	L	104	119	44-36
4/20		NEW JERSEY	W	121	99	45-36
4/21		at Miami	W	104	92	46-36

ATLANTA
Most points: 125 at Golden State (11/9)
Least points: 74 vs. Cleveland (3/1)

OPPONENT
Most points: 127 (Chicago, 12/14)
Least points: 68 (Cleveland, 3/1)

YEARLY RESULTS: 1996 - 97

56-26 OVERALL (36-5 at home, 20-21 on the road)

SEASON STATS

	G	Min	FGM	FGA	Pct	FTM	FTA	Pct	Reb	Asst	PF	Stl	Blk	Pts	Avg
Smith	72	2818	491	1145	.429	333	393	.847	238	305	173	62	23	1445	20.1
Laettner	82	3140	548	1128	.486	359	440	.816	720	223	277	102	64	1486	18.1
Blaylock	78	3056	501	1159	.432	131	174	.753	413	463	141	212	20	1354	17.4
Mutombo	80	2973	380	721	.527	306	434	.705	929	110	249	49	264	1066	13.3
Corbin	70	2305	253	600	.422	86	108	.796	294	124	176	90	7	666	9.5
James	53	945	125	306	.408	30	36	.833	81	21	98	11	1	356	6.7
Henderson	30	501	77	162	.475	45	75	.600	116	23	73	21	6	199	6.6
Burton	24	380	39	116	.336	57	68	.838	41	11	55	8	3	148	6.2
Recasner	71	1207	148	350	.423	51	58	.879	115	94	97	38	4	405	5.7
Barry	58	965	100	246	.407	37	46	.804	99	115	56	55	3	285	4.9
Norman	17	220	27	94	.287	4	12	.333	39	12	17	7	3	64	3.8
Lauderdale	35	180	49	89	.551	13	23	.565	43	12	39	1	9	111	3.2
Boyce	22	154	21	63	.333	11	22	.500	15	13	17	10	4	55	2.5
Hancock (TOT)	24	133	16	35	.457	10	14	.714	18	12	15	9	1	42	1.8
Hancock (ATL)	14	86	13	27	.481	8	12	.667	13	7	6	7	1	34	2.4
Newbill	72	850	40	91	.440	20	52	.385	204	24	115	28	15	100	1.4
Alston	2	11	0	5	.000	0	2	.000	4	0	0	0	0	0	0.0
Miller	1	14	0	5	.000	0	0	—	7	0	2	0	0	0	0.0

3-pt. field goals: Atlanta 659-1834 (.359) - Smith 130-388 (.335), Laettner 31-88 (.352), Blaylock 221-604 (.366), Corbin 74-208 (.356), James 76-181 (.420), Burton 13-46 (.283), Recasner 58-140 (.414), Barry 48-124 (.387), Norman 6-38 (.158), Lauderdale 0-1 (.000), Boyce 2-16 (.125). Opponents 485-1399 (.347).

RESULTS

(#, overtime; #2, double OT; #3, three OT; #4, four OT)

Date		Opponent	W/L	Atl.	Opp.	Record
11/1		at Miami	L	81	94	0-1
11/2		DETROIT	L	78	90	0-2
11/4		at Portland	W	94	76	1-2
11/5		at Seattle	W	117	95	2-2
11/7		at Sacramento	W	91	87	3-2
11/10		at LA Lakers	L	85	92	3-3
11/12		CLEVELAND	W	87	83	4-3
11/13		at Boston	L	85	103	4-4
11/15		MIAMI	W	85	77	5-4
11/16		at Chicago	L	69	97	5-5
11/19		at Cleveland	L	63	73	5-6
11/21		at Milwaukee	W	73	65	6-6
11/23		at Toronto	W	91	88	7-6
11/26		VANCOUVER	W	101	80	8-6
11/27		at Orlando	L	75	79	8-7
11/29		WASHINGTON	W	110	81	9-7
12/3		BOSTON	W	105	95	10-7
12/4		at Detroit	L	90	100	10-8
12/7		TORONTO	W	101	75	11-8
12/10		DENVER	W	89	88	12-8
12/14		PHILADELPHIA	W	106	81	13-8
12/17		@Dallas	W	109	73	14-8
12/20		NEW JERSEY	W	109	95	15-8
12/21		at Charlotte	L	93	98	15-9
12/23		at New York	L	76	82	15-10
12/26		CHICAGO	W	108	103	16-10
12/28		at Wash. (Balt.)	L	86	97	16-11
1/3		BOSTON	W	105	95	17-11
1/4		NEW YORK	W	88	71	18-11
1/7	(#)	PHOENIX	W	105	103	19-11
1/9	(#)	at Orlando	W	97	92	20-11
1/11	(#)	SAN ANTONIO	W	87	82	21-11
1/13		at Cleveland	W	93	79	22-11
1/14		MINNESOTA	W	95	93	23-11
1/16		ORLANDO	W	78	67	24-11
1/18		MILWAUKEE	W	94	71	25-11
1/20		CHARLOTTE	W	106	97	26-11
1/21		at Miami	L	91	94	26-12
1/24	(#)	WASHINGTON	W	117	105	27-12
1/25		BOSTON	W	95	90	28-12
1/28		at LA Clippers	W	112	96	29-12
1/30		at Utah	L	96	102	29-13
1/31		at Vancouver	W	87	76	30-13
2/2		at Denver	L	104	115	30-14
2/4		at Golden State	W	107	85	31-14
2/5		at Phoenix	L	81	99	31-15
		ALL-STAR BREAK				
2/12		TORONTO	W	106	84	32-15
2/14		CHICAGO	L	88	89	32-16
2/15		at San Antonio	W	109	89	33-16
2/17		at Houston	L	98	127	33-17
2/19		INDIANA	W	100	87	34-17
2/21		HOUSTON	W	76	74	35-17
2/22		CHARLOTTE	L	92	93	35-18
2/24		GOLDEN STATE	W	106	100	36-18
2/26		at Milwaukee	W	79	72	37-18
2/28		LA LAKERS	W	86	75	38-18
3/2		at Detroit	L	75	82	38-19
3/4		CLEVELAND	W	93	88	39-19
3/6		at Philadelphia	W	117	104	40-19
3/7		MILWAUKEE	W	90	80	41-19
3/9		at Boston	W	114	90	42-19
3/11		UTAH	W	106	99	43-19
3/12		at Indiana	L	82	92	43-20
3/14		SEATTLE	L	91	97	43-21
3/15		at Chicago	L	79	99	43-22
3/17	(#)	ORLANDO	W	112	107	44-22
3/19		INDIANA	W	107	95	45-22
3/21		DALLAS	W	93	72	46-22
3/23		at Toronto	W	90	79	47-22
3/25		PORTLAND	W	96	89	48-22
3/27		LA CLIPPERS	W	103	88	49-22
3/29		SACRAMENTO	W	88	74	50-22
4/2		at Charlotte	L	84	95	50-23
4/4		DETROIT	W	103	89	51-23
4/5		NEW YORK	L	97	102	51-24
4/9		at Philadelphia	W	116	101	52-24
4/11		at Indiana	W	104	92	53-24
4/12		at Minnesota	W	80	66	54-24
4/15		NEW JERSEY	W	109	101	55-24
4/16		at New York	L	92	96	55-25
4/19		PHILADELPHIA	W	136	104	56-25
4/20		at New Jersey	L	92	108	56-26

ATLANTA
Most points: 136 vs. Philadelphia (4/19)
Least points: 63 at Cleveland (11/19)

OPPONENT
Most points: 127 (Houston, 2/17)
Least points: 65 (Milwaukee, 11/21)

YEARLY RESULTS: 1997 - 98

50-32 OVERALL (29-12 at home, 21-20 on the road)

SEASON STATS

	G	Min	FGM	FGA	Pct	FTM	FTA	Pct	Reb	Asst	PF	Stl	Blk	Pts	Avg
Smith	73	2857	489	1101	.444	389	455	.855	309	292	219	75	29	1464	20.1
Henderson	69	2000	365	753	.485	253	388	.652	442	73	175	42	36	986	14.3
Laettner	74	2282	354	730	.485	306	354	.864	487	190	246	71	73	1020	13.8
Mutombo	82	2917	399	743	.537	303	452	.670	932	82	254	34	277	1101	13.4
Blaylock	70	2700	368	938	.392	95	134	.709	341	469	122	183	21	921	13.2
Corbin	79	2699	328	747	.439	101	128	.789	362	173	197	105	7	806	10.2
Recasner	59	1454	206	452	.456	74	79	.937	142	117	94	41	1	548	9.3
Gray	30	472	77	202	.381	55	65	.846	45	34	73	15	11	227	7.6
Daniels (TOT)	6	82	12	29	.414	8	10	.800	7	4	4	3	2	34	5.7
Brown	77	1202	161	372	.433	63	87	.724	183	55	100	23	13	387	5.0
Crawford	40	256	46	110	.418	57	68	.838	41	9	27	12	7	150	3.8
Oliver	5	61	7	19	.368	1	4	.250	9	2	4	1	0	15	3.0
Miller	37	228	29	52	.558	21	39	.538	70	3	41	15	3	79	2.1
Barry	27	256	18	38	.474	11	13	.846	35	49	28	10	1	56	2.1
Anderson	50	398	36	81	.444	16	41	.390	118	15	85	19	10	88	1.8
Livingston	12	82	3	12	.250	4	5	.800	6	5	6	7	2	10	0.8
Whiteside	3	16	1	2	.500	0	2	.000	1	1	0	0	0	2	0.7

3-pt. field goals: Atlanta 337-1016 (.332) - Smith 97-276 (.351), Henderson 3-6 (.500), Laettner 6-27 (.222), Blaylock 90-334 (.269), Corbin 49-141 (.348), Recasner 62-148 (.419), Gray 18-46 (.391), Daniels 2-9 (.222), Brown 2-8 (.250), Crawford 1-3 (.333), Barry 9-21 (.429), Anderson 0-5 (.000), Whiteside 0-1 (.000). Opponents 348-1017 (.342).

RESULTS

(#, overtime; #2, double OT; #3, three OT; #4, four OT)

(D) at Georgia Dome, (T) at Georgia Tech

Date		Opponent	W/L	Atl.	Opp.	Record
10/31		at Orlando	W	105	99	1-0
11/1	(T)	TORONTO	W	90	85	2-0
11/4	(D)	DETROIT	W	82	71	3-0
11/5		at Philadelphia	W	93	88	4-0
11/7	(D)	CHICAGO	W	80	78	5-0
11/8	(#)	at Cleveland	W	99	97	6-0
11/11	(D)	SEATTLE	W	89	87	7-0
11/12		at Indiana	W	89	86	8-0
11/14	(D)	SACRAMENTO	W	104	103	9-0
11/16	(T)	LA CLIPPERS	W	89	83	10-0
11/18	(D)(#)	WASHINGTON	W	98	89	11-0
11/20	(D)	NEW YORK	L	79	100	11-1
11/22		at Detroit	L	85	87	11-2
11/26	(#2)	at Toronto	W	109	104	12-2
11/29	(D)	CHARLOTTE	W	98	80	13-2
11/30	(D)	SAN ANTONIO	W	108	96	14-2
12/2		at Dallas	W	112	79	15-2
12/4		at Houston	L	87	94	15-3
12/9	(T)	MIAMI	L	81	97	15-4
12/11		at Phoenix	L	78	94	15-5
12/12		at LA Clippers	W	83	74	16-5
12/14		at Sacramento	W	93	89	17-5
12/15		at Portland	W	99	90	18-5
12/17	(D)	CLEVELAND	W	94	83	19-5
12/19	(D)	LA LAKERS	L	96	98	19-6
12/20		at Miami	L	92	99	19-7
12/22	(D)	UTAH	L	99	101	19-8
12/26	(#)	at Milwaukee	L	94	99	19-9
12/27		at Chicago	L	90	97	19-10
1/2		at LA Lakers	L	106	116	19-11
1/3		at Utah	L	82	97	19-12
1/7		at Golden State	W	106	86	20-12
1/9	(T)	WASHINGTON	W	82	77	21-12
1/11	(#)	at Washington	W	107	102	22-12
1/13		at New York	W	91	89	23-12
1/14	(T)	DALLAS	W	108	82	24-12
1/16	(T)	GOLDEN STATE	W	102	89	25-12
1/17		at New Jersey	L	81	97	25-13
1/20	(D)	MILWAUKEE	W	103	93	26-13
1/21		at San Antonio	L	76	90	26-14
1/23	(D)	BOSTON	L	85	89	26-15
1/24	(D)	PORTLAND	L	77	92	26-16
1/26	(D)	PHOENIX	L	91	96	26-17
1/27		at Minnesota	L	96	113	26-18
1/29	(T)(#)	PHILADELPHIA	W	109	99	27-18
1/31		at Charlotte	W	103	83	28-18
2/2		at Miami	L	83	90	28-19
2/3		at Orlando	L	90	91	28-20
2/5		at Cleveland	W	108	94	29-20
		ALL-STAR BREAK				
2/10		at Milwaukee	W	108	100	30-20
2/13		at Chicago	L	110	112	30-21
2/14	(D)	INDIANA	L	92	96	30-22
2/16	(D)	ORLANDO	L	81	85	30-23
2/18	(T)	NEW JERSEY	W	114	104	31-23
2/20	(T)	VANCOUVER	W	115	92	32-23
2/25		at Denver	W	112	88	33-23
2/27		at Seattle	L	88	90	33-24
3/1		at Vancouver	W	101	76	34-24
3/6	(T)	DENVER	W	115	94	35-24
3/8	(T)	CLEVELAND	W	101	96	36-24
3/11		at Boston	W	110	105	37-24
3/13		at Philadelphia	L	86	107	37-25
3/15	(T)	BOSTON	W	93	77	38-25
3/17		at Toronto	W	117	105	39-25
3/19	(T)	MILWAUKEE	W	84	81	40-25
3/20		at New York	L	108	109	40-26
3/22		at Detroit	L	98	105	40-27
3/24	(D)	ORLANDO	W	85	73	41-27
3/27	(D)	CHICAGO	L	74	89	41-28
3/29	(D)	DETROIT	W	118	95	42-28
3/31		at New Jersey	L	90	105	42-29
4/1	(D)	TORONTO	W	105	91	43-29
4/3	(D)	HOUSTON	W	107	87	44-29
4/5	(D)	MINNESOTA	L	96	97	44-30
4/7	(D)	NEW YORK	W	92	79	45-30
4/9	(D)(#)	INDIANA	L	102	105	45-31
4/10		at Charlotte	W	99	87	46-31
4/12		at Washington	W	91	81	47-31
4/14	(D)	PHILADELPHIA	W	95	94	48-31
4/15		at Indiana	L	70	82	48-32
4/17	(D)	CHARLOTTE	W	121	104	49-32
4/19	(D)	MIAMI	W	101	89	50-32

ATLANTA
Most points: 121 vs. Charlotte (4/17)
Least points: 70 at Indiana (4/15)

OPPONENT
Most points: 116 (LA Lakers, 1/2)
Least points: 71 (Detroit, 11/4)

YEARLY RESULTS: 1998 - 99

31-19 OVERALL (16-9 at home, 15-10 on the road)

SEASON STATS

	G	Min	FGM	FGA	Pct	FTM	FTA	Pct	Reb	Asst	PF	Stl	Blk	Pts	Avg
Smith	36	1314	217	540	.402	191	225	.849	151	118	100	36	11	672	18.7
Blaylock	48	1763	247	651	.379	69	91	.758	224	278	61	99	9	640	13.3
Henderson	38	1142	187	423	.442	100	149	.671	250	28	96	33	19	474	12.5
Mutombo	50	1829	173	338	.512	195	285	.684	610	57	145	16	147	541	10.8
Ellis	20	539	80	190	.421	43	61	.705	109	18	48	8	7	204	10.2
Long	50	1380	151	359	.421	184	235	.783	296	53	143	57	16	489	9.8
Corbin	47	1066	131	335	.391	52	80	.650	145	43	74	31	7	352	7.5
Crawford	42	784	110	255	.431	57	70	.814	90	24	106	10	13	288	6.9
Johnson	49	885	91	225	.404	57	82	.695	75	107	67	35	7	244	5.0
Gray	30	337	53	182	.291	28	37	.757	28	12	30	12	1	146	4.9
McLeod	34	348	62	163	.380	37	45	.822	50	14	24	2	1	162	4.8
Sheppard	18	185	15	39	.385	8	13	.615	22	16	12	3	0	40	2.2
Williams	2	4	0	1	.000	3	4	.750	0	1	0	0	0	3	1.5
West	49	499	22	59	.373	16	45	.356	125	13	81	4	22	60	1.2

3-pt. field goals: Atlanta 197-644 (.306) - Smith 47-139 (.338), Blaylock 77-251 (.307), Henderson 0-1 (.000), Ellis 1-5 (.200), Long 3-18 (.167), Corbin 38-119 (.319), Crawford 11-33 (.333), Johnson 5-19 (.263), Gray 12-42 (.286), McLeod 1-10 (.100), Sheppard 2-7 (.286). Opponents 190-634 (.300).

RESULTS

(#, overtime; #2, double OT; #3, three OT; #4, four OT)

(D) at Georgia Dome, (T) at Georgia Tech

Date		Opponent	W/L	Atl.	Opp.	Record
2/5	(D)	CLEVELAND	W	100	83	1-0
2/6	(D)	NEW JERSEY	W	111	106	2-0
2/7		at New Jersey	L	69	79	2-1
2/9		at Chicago	W	87	71	3-1
2/11	(T)	CHARLOTTE	W	100	88	4-1
2/14		at Philadelphia	L	70	78	4-2
2/16		at Chicago	W	83	67	5-2
2/19	(T)(#)	ORLANDO	L	94	99	5-3
2/20		at Philadelphia	W	76	69	6-3
2/22	(T)	CHICAGO	L	68	77	6-4
2/23		at Dallas	L	85	89	6-5
2/25		at Houston	W	93	87	7-5
2/27		at LA Clippers	W	103	74	8-5
3/1		at Orlando	L	67	70	8-6
3/2	(T)	WASHINGTON	L	77	97	8-7
3/4	(T)	TORONTO	L	77	86	8-8
3/8		at Orlando	W	114	110	9-8
3/10		at Miami	L	77	88	9-9
3/11	(T)	BOSTON	W	99	85	10-9
3/13	(T)	TORONTO	W	86	75	11-9
3/14		at Detroit	W	85	72	12-9
3/16		at Indiana	W	85	79	13-9
3/17	(D)	MIAMI	L	85	86	13-10
3/19	(D)	PHOENIX	W	93	85	14-10
3/20	(D)	MILWAUKEE	L	77	83	14-11
3/22		at New York	W	80	71	15-11
3/24	(D)	INDIANA	W	103	102	16-11
3/26	(D)	CHICAGO	W	93	81	17-11
3/27	(D)(#)	PHILADELPHIA	W	103	99	18-11
3/29		at Indiana	W	83	82	19-11
3/30	(D)	DETROIT	L	77	93	19-12
4/1		at New Jersey	L	85	90	19-13
4/2	(T)	VANCOUVER	W	84	81	20-13
4/4	(T)	CHARLOTTE	W	85	83	21-13
4/5		at Charlotte	W	77	71	22-13
4/7		at Detroit	L	82	89	22-14
4/9	(D)	NEW YORK	L	78	86	22-15
4/10		at Cleveland	L	67	81	22-16
4/13		at Milwaukee	L	84	91	22-17
4/14		at Boston	W	77	70	23-17
4/16	(D)	ORLANDO	W	91	79	24-17
4/20		at Toronto	W	103	81	25-17
4/22	(T)	BOSTON	W	106	94	26-17
4/23		at Washington	W	89	78	27-17
4/25	(T)	MILWAUKEE	W	85	70	28-17
4/28	(D)	NEW YORK	W	76	73	29-17
4/30	(D)(#)	INDIANA	L	90	92	29-18
5/2		at Cleveland	W	76	65	30-18
5/4		at Miami	L	79	93	30-19
5/5	(D)	WASHINGTON	W	100	92	31-19

ATLANTA	OPPONENT
Most points: 114 at Orlando (3/8)	Most points: 110 (Orlando, 3/8)
Least points: 67 (two times)	Least points: 65 (Cleveland, 5/2)

YEARLY RESULTS: 1999 - 2000

28-54 OVERALL (21-20 at home, 7-34 on the road)

SEASON STATS

	G	Min	FGM	FGA	Pct	FTM	FTA	Pct	Reb	Asst	PF	Stl	Blk	Pts	Avg
Rider	60	2084	449	1072	.419	204	260	.785	258	219	132	41	6	1158	19.3
Jackson	79	2767	507	1235	.411	186	212	.877	394	230	167	57	10	1317	16.7
Henderson	82	2775	429	930	.461	224	334	.671	571	77	233	81	54	1083	13.2
Mutombo	82	2984	322	573	.562	298	421	.708	1157	105	248	27	269	942	11.5
Ellis	58	1309	209	464	.450	66	95	.695	290	59	133	32	25	487	8.4
Terry	81	1888	249	600	.415	113	140	.807	166	346	133	90	10	657	8.1
Coles	80	1924	276	607	.455	85	104	.817	172	290	178	58	11	645	8.1
McLeod	44	860	131	332	.395	54	70	.771	138	52	84	16	5	318	7.2
Glover	30	446	66	171	.386	51	70	.729	38	27	28	15	4	195	6.5
Wright	75	1205	180	361	.499	87	135	.644	305	21	203	29	40	448	6.0
Crawford	55	668	91	229	.397	63	81	.778	99	33	83	17	16	252	4.6
Bowdler	46	423	49	115	.426	24	38	.632	85	14	46	14	9	122	2.7
Barry (TOT)	16	159	15	33	.455	4	5	.800	12	33	23	2	0	41	2.6
Barry (ATL)	8	74	6	15	.400	3	3	1.000	4	16	9	0	0	19	2.4
Johnson	38	423	36	103	.350	19	24	.792	39	59	41	23	2	92	2.4

3-pt. field goals: Atlanta 258-814 (.317) - Rider 56-180 (.311), Jackson 117-303 (.386), Henderson 1-10 (.100), Ellis 3-21 (.143), Terry 46-157 (.293), Coles 8-39 (.205), McLeod 2-13 (.154), Glover 12-45 (.267), Wright 1-3 (.333), Crawford 7-27 (.259), Bowdler 0-1 (.000), Barry 7-18 (.389), Johnson 1-6 (.167). Opponents 373-1015 (.367).

RESULTS

(#, overtime; #2, double OT; #3, three OT; #4, four OT)

Date		Opponent	W/L	Atl.	Opp.	Record
11/2		at Washington	L	87	94	0-1
11/4		MILWAUKEE	L	109	119	0-2
11/6		CHICAGO	W	113	97	1-2
11/8		at Denver	L	100	115	1-3
11/10	(#)	at Vancouver	L	97	102	1-4
11/13		at Portland	L	95	131	1-5
11/14		at LA Lakers	L	88	95	1-6
11/16		CHARLOTTE	W	103	98	2-6
11/19		at Indiana	W	105	99	3-6
11/20		ORLANDO	L	103	107	3-7
11/23		MIAMI	W	113	106	4-7
11/24		at Miami	L	91	93	4-8
11/26		at Detroit	L	91	93	4-9
11/27		BOSTON	W	94	84	5-9
11/30		at Toronto	W	107	89	6-9
12/2		SACRAMENTO	W	110	100	7-9
12/4		DETROIT	W	112	110	8-9
12/8		LA CLIPPERS	W	99	81	9-9
12/10		GOLDEN STATE	L	99	107	9-10
12/11		at Cleveland	L	116	127	9-11
12/14		MINNESOTA	W	105	94	10-11
12/16		LA LAKERS	L	88	95	10-12
12/18		UTAH	L	96	106	10-13
12/19		at New Jersey	L	88	96	10-14
12/22		at Boston	L	81	98	10-15
12/23		CLEVELAND	W	108	90	11-15
12/27		at Charlotte	L	104	108	11-16
12/29		INDIANA	L	89	116	11-17
12/30	(#)	at Detroit	L	105	106	11-18
1/4		at Milwaukee	L	113	116	11-19
1/5		DETROIT	L	108	120	11-20
1/7		TORONTO	W	105	97	12-20
1/8		at Dallas	L	85	95	12-21
1/14		at Chicago	W	89	83	13-21
1/15		PHILADELPHIA	L	98	101	13-22
1/17		MILWAUKEE	L	101	107	13-23
1/19		at Philadelphia	L	89	107	13-24
1/21		at Miami	L	79	101	13-25
1/22		WASHINGTON	W	111	93	14-25
1/25		CHICAGO	W	96	89	15-25
1/28	(#)	NEW YORK	W	98	96	16-25
1/29		at Orlando	L	87	103	16-26
2/2		at New Jersey	W	97	89	17-26
2/4		PORTLAND	L	90	97	17-27
2/5		at Cleveland	W	102	94	18-27
2/8		at Toronto	L	88	109	18-28
2/9		HOUSTON	W	116	100	19-28
		ALL-STAR BREAK				
2/15		NEW JERSEY	W	103	86	20-28
2/18		at Phoenix	L	73	85	20-29
2/21		at Utah	L	94	96	20-30
2/23		at Sacramento	W	100	94	21-30
2/25		at Seattle	W	95	87	22-30
2/26		at LA Clippers	L	77	78	22-31
2/28		at Golden State	L	75	80	22-32
3/1		WASHINGTON	L	83	102	22-33
3/3		NEW YORK	W	83	70	23-33
3/4		SEATTLE	L	81	93	23-34
3/6		at Milwaukee	L	78	111	23-35
3/7		at Chicago	L	82	89	23-36
3/9		SAN ANTONIO	L	79	105	23-37
3/11		VANCOUVER	W	91	86	24-37
3/14		at San Antonio	L	79	94	24-38
3/15		INDIANA	L	107	113	24-39
3/17		BOSTON	L	90	114	24-40
3/19		DALLAS	L	85	89	24-41
3/21		MIAMI	W	82	77	25-41
3/22		at Orlando	L	90	103	25-42
3/24		at New York	L	83	95	25-43
3/25		CHARLOTTE	L	70	86	25-44
3/28		DENVER	W	116	111	26-44
3/30		PHOENIX	L	74	118	26-45
4/1		at Houston	L	93	115	26-46
4/4	(#)	at Minnesota	L	76	86	26-47
4/5		at Philadelphia	L	86	107	26-48
4/7		TORONTO	L	84	104	26-49
4/8		at Washington	L	98	108	26-50
4/10		at Boston	L	94	99	26-51
4/12		at Charlotte	L	87	119	26-52
4/14		PHILADELPHIA	L	92	104	26-53
4/16		CLEVELAND	W	104	101	27-53
4/18	(#2)	NEW JERSEY	W	111	109	28-53
4/19		at Indiana	L	92	111	28-54

ATLANTA	OPPONENT
Most points: 116 (three times)	Most points: 127 (Cleveland, 12/11)
Least points: 70 vs. Charlotte (3/25)	Least points: 70 (New York, 3/3)

YEARLY RESULTS: 2000 - 01

25-57 OVERALL (18-23 at home, 7-34 on the road)

SEASON STATS

	G	Min	FGM	FGA	Pct	FTM	FTA	Pct	Reb	Asst	PF	Stl	Blk	Pts	Avg
Terry	82	3089	596	1367	.436	303	358	.846	269	403	204	104	12	1619	19.7
Jackson	17	550	77	217	.355	73	85	.859	79	50	42	19	4	243	14.3
Ratliff (TOT)	50	1800	228	457	.499	165	217	.760	413	58	165	30	187	621	12.4
Wright	71	1988	363	811	.448	155	216	.718	535	87	232	42	63	881	12.4
Kukoc (TOT)	65	1597	275	582	.473	101	160	.631	259	199	98	48	11	721	11.1
Kukoc (ATL)	17	618	124	252	.492	49	72	.681	97	106	36	13	5	335	19.7
Henderson	73	1810	298	671	.444	173	271	.638	180	50	164	51	29	769	10.5
McLeod	34	907	144	330	.436	45	51	.882	118	58	88	23	8	335	9.9
Mutombo	49	1716	169	354	.477	107	154	.695	693	54	139	20	137	445	9.1
Mohammed (TOT)	58	912	176	369	.477	89	126	.706	307	19	113	29	35	441	7.6
Moham. (ATL)	28	716	135	281	.480	75	98	.765	252	17	73	23	28	345	12.3
Crawford	47	901	122	270	.452	68	83	.819	110	37	117	21	16	318	6.8
Maloney	55	1403	146	348	.420	26	34	.765	117	154	94	56	5	369	6.7
Knight (TOT)	53	1457	139	371	.375	54	66	.818	168	311	155	101	4	333	6.3
Knight (ATL)	47	1364	137	356	.385	49	60	.817	161	286	138	95	3	324	6.9
Glover	57	929	141	336	.420	47	69	.681	131	69	92	49	10	338	5.9
Robinson (TOT)	34	632	67	184	.364	21	24	.875	87	36	46	28	2	199	5.9
Robinson (ATL)	33	631	67	184	.364	21	24	.875	87	36	46	28	2	199	6.0
D. Johnson	78	1313	146	390	.374	64	87	.736	178	64	134	43	30	397	5.1
Mottola	73	989	123	277	.444	73	90	.811	174	25	163	11	9	319	4.4
Bowdler	44	375	53	114	.465	33	40	.825	77	4	45	10	21	140	3.2
Smith	6	78	8	23	.348	1	2	.500	3	10	12	7	0	17	2.8
A. Johnson	25	279	26	71	.366	12	17	.706	23	34	41	17	5	64	2.6
Miller	2	6	1	2	.500	0	0	—	2	0	0	0	0	2	1.0
Bowman	3	19	0	2	.000	0	0	—	2	7	0	0	0	0	0.0
Colson	3	14	0	5	.000	0	0	—	3	3	0	0	0	0	0.0
Panko	1	1	0	0	—	0	0	—	0	0	0	0	0	0	0.0
Sanchez	5	34	0	7	.000	0	0	—	1	5	3	2	0	0	0.0

3-pt. field goals: Atlanta 333-933 (.357) - Terry 124-314 (.395), Jackson 16-38 (.421), Wright 0-2 (.000), Kukoc 38-79 (.481), Henderson 0-1 (.000), McLeod 2-21 (.095), Mohammed 0-1 (.000), Crawford 6-22 (.273), Maloney 51-142 (.359), Knight 1-10 (.100), Glover 9-46 (.196), Robinson 44-116 (.379), D. Johnson 41-127 (.323), Mottola 0-3 (.000), Bowdler 1-5 (.200), Smith 0-2 (.000), A. Johnson 0-3 (.000), Colson 0-1 (.000). Opponents 396-1080 (.367).

RESULTS

(#, overtime; #2, double OT; #3, three OT; #4, four OT)

Date		Opponent	W/L	Atl.	Opp.	Record
10/31		CHARLOTTE	L	82	106	0-1
11/2		at New York	L	69	94	0-2
11/4		ORLANDO	L	104	107	0-3
11/6		at Vancouver	L	87	97	0-4
11/7		at Portland	L	88	97	0-5
11/9		at Phoenix	L	79	88	0-6
11/10		at LA Clippers	L	106	115	0-7
11/14		PORTLAND	W	99	97	1-7
11/15		at Milwaukee	L	74	84	1-8
11/17		at Boston	L	99	106	1-9
11/18		MINNESOTA	L	84	94	1-10
11/22		NEW YORK	W	78	74	2-10
11/24		PHILADELPHIA	L	67	76	2-11
11/25		at Orlando	L	92	114	2-12
11/28		at Washington	W	102	75	3-12
11/30		CHICAGO	L	82	91	3-13
12/2		MILWAUKEE	W	101	94	4-13
12/5		MIAMI	L	92	100	4-14
12/8		at Miami	L	76	80	4-15
12/9		at Cleveland	L	90	97	4-16
12/12		SACRAMENTO	W	107	99	5-16
12/13		at Detroit	L	69	92	5-17
12/15		at Chicago	W	85	74	6-17
12/16		NEW JERSEY	L	83	89	6-18
12/19		NEW YORK	W	87	77	7-18
12/22		at Toronto	W	78	72	8-18
12/23		INDIANA	W	91	87	9-18
12/26		at New Jersey	W	81	76	10-18
12/28		at Minnesota	L	81	88	10-19
12/29		CLEVELAND	L	85	97	10-20
1/2		BOSTON	W	92	81	11-20
1/3		at Philadelphia	L	80	98	11-21
1/6		ORLANDO	W	83	82	12-21
1/9		SEATTLE	L	86	95	12-22
1/11		GOLDEN STATE	W	107	96	13-22
1/13		LA CLIPPERS	W	108	88	14-22
1/15		NEW JERSEY	L	78	84	14-23
1/18		at Indiana	L	76	84	14-24
1/21		at Washington	L	90	94	14-25
1/23		at Boston	L	82	83	14-26
1/26		WASHINGTON	L	99	106	14-27
1/27		at Cleveland	W	101	90	15-27
1/29		PHOENIX	L	82	95	15-28
1/31		TORONTO	W	102	97	16-28
2/2		MIAMI	L	80	91	16-29
2/3		at Orlando	L	84	96	16-30
2/5		DALLAS	L	81	91	16-31
2/6		at New Jersey	L	84	90	16-32
2/8		at Charlotte	L	84	101	16-33
		ALL-STAR BREAK				
2/13		at Chicago	L	92	96	16-34
2/14		MILWAUKEE	L	98	102	16-35
2/17		at Seattle	W	101	94	17-35
2/18		at Golden State	W	98	91	18-35
2/20		at Sacramento	L	80	94	18-36
2/23		at LA Lakers	L	106	113	18-37
2/24		at Denver	L	82	95	18-38
2/26		at Utah	L	82	99	18-39
2/28		TORONTO	L	88	95	18-40
3/2		CHARLOTTE	L	99	105	18-41
3/3		at San Antonio	L	95	124	18-42
3/5		UTAH	L	102	109	18-43
3/7		HOUSTON	L	98	104	18-44
3/9		at Philadelphia	L	103	108	18-45
3/10		CHICAGO	W	93	90	19-45
3/13		VANCOUVER	W	109	99	20-45
3/16		at Indiana	L	97	103	20-46
3/17		DETROIT	L	90	106	20-47
3/19		LA LAKERS	W	108	106	21-47
3/22		SAN ANTONIO	L	101	115	21-48
3/23		at Toronto	L	86	112	21-49
3/25		at Milwaukee	L	98	105	21-50
3/27	(#)	BOSTON	L	112	115	21-51
3/29		INDIANA	W	104	93	22-51
3/31		DENVER	W	99	88	23-51
4/5		at Dallas	L	94	108	23-52
4/7		at Houston	L	97	110	23-53
4/9		at Detroit	L	69	81	23-54
4/11		CLEVELAND	W	107	102	24-54
4/13		at New York	L	65	101	24-55
4/14	(#)	DETROIT	L	124	129	24-56
4/16		at Charlotte	L	83	106	24-57
4/17		WASHINGTON	W	122	119	25-57

ATLANTA
Most points: 124 vs. Detroit (4/14)
Least points: 65 at New York (4/13)

OPPONENT
Most points: 129 (Detroit, 4/14)
Least points: 72 (Toronto, 12/22)

YEARLY RESULTS: 2001 - 02

33-49 OVERALL (23-18 at home, 10-31 on the road)

SEASON STATS

	G	Min	FGM	FGA	Pct	FTM	FTA	Pct	Reb	Asst	PF	Stl	Blk	Pts	Avg
Abdur-Rahim	77	2980	598	1297	.461	419	523	.801	696	239	214	98	81	1636	21.2
Terry	78	2967	524	1219	.430	284	340	.835	270	444	156	144	13	1504	19.3
Kukoc	59	1494	211	504	.419	109	153	.712	218	210	91	48	17	584	9.9
Mohammed	82	2168	329	713	.461	137	222	.617	651	33	252	63	61	795	9.7
Glover	55	1156	192	456	.421	78	103	.757	169	84	89	45	14	492	8.9
Ratliff	3	82	10	20	.500	6	11	.545	16	1	8	1	8	26	8.7
Johnson	72	1727	214	540	.396	85	105	.810	247	81	163	62	56	602	8.4
Newble	42	1273	131	263	.498	75	88	.852	222	45	117	38	20	338	8.0
Crawford	7	131	21	45	.467	11	15	.733	25	5	21	2	5	53	7.6
Davis	28	774	70	198	.354	16	18	.889	74	68	68	27	5	185	6.6
Vaughn	82	1856	206	438	.470	104	126	.825	168	349	183	65	2	540	6.6
Henderson	26	422	59	116	.509	24	45	.533	97	11	40	11	15	143	5.5
Mottola	82	1371	169	384	.440	57	76	.750	268	50	174	20	19	396	4.8
Strickland	46	654	91	204	.446	25	44	.568	131	20	48	19	17	208	4.5
Bowdler	52	585	61	174	.351	39	47	.830	110	11	64	18	15	162	3.1
Smith	14	100	10	26	.385	11	17	.647	31	3	12	5	1	31	2.2

3-pt. field goals: Atlanta 423-1194 (.354) - Abdur-Rahim 21-70 (.300), Terry 172-444 (.387), Kukoc 53-171 (.310), Mohammed 0-1 (.000), Glover 30-91 (.330), Johnson 89-247 (.360), Newble 1-7 (.143), Crawford 0-1 (.000), Davis 29-85 (.341), Vaughn 24-54 (.444), Henderson 1-1 (1.000), Mottola 1-13 (.077), Strickland 1-4 (.250), Bowdler 1-5 (.200). Opponents 472-1329 (.355).

RESULTS

(#, overtime; #2, double OT; #3, three OT; #4, four OT)

Date		Opponent	W/L	Atl.	Opp.	Record
10/30	(#)	at Houston	L	84	89	0-1
11/1		WASHINGTON	L	88	98	0-2
11/3		MIAMI	W	90	83	1-2
11/5		at LA Clippers	L	86	109	1-3
11/7		at Utah	L	89	96	1-4
11/8		at Phoenix	L	80	108	1-5
11/10		at San Antonio	L	88	110	1-6
11/14		UTAH	W	111	79	2-6
11/16		at Philadelphia	L	78	98	2-7
11/17		BOSTON	W	112	103	3-7
11/20		at Indiana	L	102	106	3-8
11/21		at Boston	W	92	85	4-8
11/23		DETROIT	W	106	99	5-8
11/24		at Milwaukee	L	88	95	5-9
11/26		at New York	L	83	88	5-10
11/28		NEW YORK	L	100	105	5-11
11/29		at Cleveland	W	105	96	6-11
12/1		TORONTO	L	103	104	6-12
12/5		SAN ANTONIO	L	112	120	6-13
12/7		at Orlando	L	94	129	6-14
12/8		ORLANDO	W	107	104	7-14
12/11		PHILADELPHIA	W	89	87	8-14
12/15		at Chicago	W	80	79	9-14
12/18		INDIANA	L	100	103	9-15
12/19		at Washington	L	76	103	9-16
12/21		at Philadelphia	L	83	94	9-17
12/22		CHARLOTTE	W	101	88	10-17
12/26		at Milwaukee	L	97	107	10-18
12/27		MIAMI	W	100	96	11-18
12/29		at Dallas	L	97	113	11-19
1/4		at Memphis	W	113	109	12-19
1/5		MINNESOTA	L	96	112	12-20
1/8		PORTLAND	W	101	92	13-20
1/9		at Charlotte	L	87	111	13-21
1/11	(#)	at Toronto	L	91	94	13-22
1/12		BOSTON	L	91	115	13-23
1/15		DALLAS	L	107	116	13-24
1/17		CHICAGO	L	91	94	13-25
1/19		MILWAUKEE	L	107	116	13-26
1/21		HOUSTON	W	95	91	14-26
1/22		at Orlando	L	86	100	14-27
1/25		DETROIT	L	90	107	14-28
1/26		at Minnesota	L	80	103	14-29
1/29		LA LAKERS	L	93	127	14-30
1/30		at Detroit	L	71	88	14-31
2/1		at Washington	L	90	97	14-32
2/2		LA CLIPPERS	W	101	94	15-32
2/5		at Miami	W	76	73	16-32
2/7		at New York	L	89	92	16-33
		ALL-STAR BREAK				
2/12		NEW JERSEY	W	105	103	17-33
2/15		at LA Lakers	W	93	90	18-33
2/17		at Golden State	W	100	94	19-33
2/19		at Sacramento	L	79	99	19-34
2/21		at Portland	L	79	94	19-35
2/22		at Seattle	L	96	99	19-36
2/24		at Denver	W	89	84	20-36
2/27		SEATTLE	L	81	98	20-37
3/2		CLEVELAND	W	84	81	21-37
3/4		MEMPHIS	W	95	76	22-37
3/5		at Cleveland	L	96	103	22-38
3/9		PHILADELPHIA	L	91	112	22-39
3/11		GOLDEN STATE	W	121	96	23-39
3/13		DENVER	W	105	102	24-39
3/15		PHOENIX	W	104	89	25-39
3/17		at Indiana	L	68	85	25-40
3/19		at Chicago	W	102	96	26-40
3/21		NEW YORK	W	118	89	27-40
3/23		CHICAGO	W	112	96	28-40
3/24		at New Jersey	L	102	116	28-41
3/26		NEW JERSEY	W	103	77	29-41
3/28		TORONTO	L	83	85	29-42
3/29		at Miami	L	80	92	29-43
3/31		SACRAMENTO	L	91	92	29-44
4/2		MILWAUKEE	W	100	92	30-44
4/4		INDIANA	W	95	94	31-44
4/6		CHARLOTTE	L	86	93	31-45
4/8		at Detroit	L	99	105	31-46
4/10		at Charltotte	W	101	95	32-46
4/12		at Toronto	L	73	112	32-47
4/13	(#2)	CLEVELAND	W	128	123	33-47
4/16		ORLANDO	L	95	102	33-48
4/17		at Boston	L	81	89	33-49

ATLANTA
Most points: 128 vs. Cleveland (4/13)
Least points: 68 at Indiana (3/17)

OPPONENT
Most points: 129 (Orlando, 12/7)
Least points: 73 (Miami, 2/5)

YEARLY RESULTS: 2002 - 03

35-47 OVERALL (26-15 at home, 9-32 on the road)

SEASON STATS

	G	Min	FGM	FGA	Pct	FTM	FTA	Pct	Reb	Asst	PF	Stl	Blk	Pts	Avg
Robinson	69	2591	539	1248	.432	268	306	.876	457	205	183	91	26	1436	20.8
Abdur-Rahim	81	3087	566	1183	.478	455	541	.841	677	242	240	76	38	1608	19.9
Terry	81	3081	488	1141	.428	259	292	.887	279	600	175	126	14	1395	17.2
Glover	76	1890	277	648	.427	127	162	.784	282	141	146	71	15	737	9.7
Ratliff	81	2518	276	595	.464	154	214	.720	607	73	271	56	262	706	8.7
Newble	73	1931	231	467	.495	70	90	.778	271	99	174	50	26	564	7.7
Wilks	15	364	29	81	.358	21	29	.724	41	42	38	16	1	85	5.7
Henderson	82	1494	153	327	.468	88	138	.638	398	41	168	33	32	394	4.8
Crawford	5	38	8	13	.615	7	8	.875	7	1	7	2	3	24	4.8
Mohammed	35	445	67	159	.421	26	41	.634	129	6	79	16	21	160	4.6
Benjamin	9	152	13	43	.302	12	16	.750	31	10	20	1	2	40	4.4
Davis	24	340	32	88	.364	17	22	.773	43	36	28	12	2	88	3.7
Dickau	50	515	70	170	.412	21	26	.808	43	85	66	14	2	183	3.7
Ham	75	926	71	159	.447	38	79	.481	153	38	127	16	19	180	2.4
Jackson (TOT)	53	559	40	110	.364	40	55	.727	57	74	51	19	6	121	2.3
Jackson (ATL)	29	273	19	42	.452	17	28	.607	32	35	27	10	3	55	1.9
Moore (TOT)	8	43	5	13	.385	8	10	.800	8	3	7	0	4	18	2.3
Moore (ATL)	5	31	5	12	.417	8	10	.800	7	3	1	0	2	18	3.6
Maloney	14	103	8	25	.320	3	5	.600	7	17	9	4	0	24	1.7
Harvey	4	32	2	5	.400	0	0	—	6	0	7	1	4	4	1.0
McCaskill	11	70	4	17	.235	3	4	.750	22	5	13	3	1	11	1.0
Williams	6	19	1	7	.143	0	0	—	2	0	4	2	0	2	0.3
Shirley	2	5	0	4	.000	0	0	—	1	0	0	0	0	0	0.0

3-pt. field goals: Atlanta 402-1141 (.352) - Robinson 90-263 (.342), Abdur-Rahim 21-60 (.350), Terry 160-431 (.371), Glover 56-158 (.354), Newble 32-84 (.381), Wilks 6-17 (.353), Henderson 0-2 (.000), Crawford 1-3 (.333), Benjamin 2-13 (.154), Davis 7-29 (.241), Dickau 22-61 (.361), Ham 0-3 (.000), Jackson 0-1 (.000), Maloney 5-15 (.333), Williams 0-1 (.000). Opponents 446-1243 (.359).

RESULTS

(#, overtime; #2, double OT; #3, three OT; #4, four OT)

Date		Opponent	W/L	Atl.	Opp.	Record
10/30		at New Jersey	L	94	105	0-1
10/31		UTAH	W	105	98	1-1
11/2		CHICAGO	W	98	92	2-1
11/5		at Denver	W	103	87	3-1
11/6		at Phoenix	L	88	93	3-2
11/8		at Utah	L	97	110	3-3
11/10		at Sacramento	L	97	105	3-4
11/12		at L.A. Lakers	W	95	83	4-4
11/16		NEW ORLEANS	W	89	82	5-4
11/18		TORONTO	W	117	92	6-4
11/20		MINNESOTA	L	93	103	6-5
11/22	(#2)	at Boston	L	98	105	6-6
11/23		BOSTON	L	99	109	6-7
11/26	(#)	SEATTLE	W	119	116	7-7
11/27		at New Orleans	L	94	106	7-8
11/29	(#)	MIAMI	W	100	94	8-8
11/30		at Orlando	L	92	117	8-9
12/3		at New Jersey	L	72	87	8-10
12/5		MILWAUKEE	W	98	80	9-10
12/7		DETROIT	W	94	92	10-10
12/11		at Detroit	L	80	91	10-11
12/12		at Minnesota	L	95	113	10-12
12/14		PHOENIX	L	88	102	10-13
12/17		WASHINGTON	L	99	109	10-14
12/20		at Houston	L	82	101	10-15
12/21		PHILADELPHIA	W	79	77	11-15
12/23		at Indiana	L	97	112	11-16
12/27		SAN ANTONIO	W	81	79	12-16
12/28		at Washington	L	76	84	12-17
12/30		at Miami	L	84	93	12-18
1/1		MIAMI	L	73	107	12-19
1/4		DETROIT	L	86	90	12-20
1/6		NEW JERSEY	L	94	101	12-21
1/8		DALLAS	L	99	117	12-22
1/10		HOUSTON	W	84	75	13-22
1/11		NEW ORLEANS	W	87	80	14-22
1/14		at Milwaukee	L	88	97	14-23
1/15		at Boston	L	66	86	14-24
1/17		at San Antonio	L	93	106	14-25
1/18		NEW YORK	L	92	95	14-26
1/20		CHICAGO	L	102	115	14-27
1/22	(#2)	PORTLAND	L	110	112	14-28
1/24		SACRAMENTO	W	115	104	15-28
1/25	(#)	at Cleveland	W	102	101	16-28
1/28		at New York	L	98	103	16-29
1/29		at Philadelphia	W	97	83	17-29
1/31		CLEVELAND	W	96	91	18-29
2/2		ORLANDO	W	97	89	19-29
2/3		at Miami	L	79	99	19-30
		ALL-STAR BREAK				
2/11		GOLDEN STATE	L	113	116	19-31
2/12		at Toronto	L	96	97	19-32
2/14	(#)	at Indiana	L	97	98	19-33
2/16		INDIANA	W	99	86	20-33
2/18		at Dallas	L	79	105	20-34
2/22		at L.A. Clippers	W	89	87	21-34
2/23		at Golden State	L	93	115	21-35
2/25		at Portland	L	86	89	21-36
2/26		at Seattle	L	76	93	21-37
2/28		at Chicago	W	110	88	22-37
3/2		at Milwaukee	L	93	120	22-38
3/4		DENVER	W	92	86	23-38
3/5		at Cleveland	W	111	105	24-38
3/8		TORONTO	L	98	107	24-39
3/10		L.A. CLIPPERS	W	95	86	25-39
3/12		MILWAUKEE	W	111	92	26-39
3/14		NEW YORK	W	107	104	27-39
3/16		at Memphis	L	92	124	27-40
3/18		at Chicago	L	78	103	27-41
3/19		at Toronto	L	86	87	27-42
3/21		at Philadelphia	W	114	105	28-42
3/22		INDIANA	W	92	89	29-42
3/25		L.A. LAKERS	L	91	108	29-43
3/26	(#)	at Detroit	L	99	102	29-44
3/29		PHILADELPHIA	L	89	110	29-45
4/3		WASHINGTON	W	91	89	30-45
4/5		MEMPHIS	W	97	91	31-45
4/8		at New York	L	95	99	31-46
4/9		NEW JERSEY	W	97	92	32-46
4/11		CLEVELAND	W	109	89	33-46
4/12		at Washington	W	101	100	34-46
4/14		ORLANDO	W	100	86	35-46
4/16		at New Orleans	L	77	92	35-47

ATLANTA
Most points: 119 vs. Seattle (11/26)
Least points: 66 at Boston (1/15)

OPPONENT
Most points: 124 (Memphis, 3/16)
Least points: 75 (Houston, 1/10)

YEARLY RESULTS: 2003 - 04

28-54 OVERALL (18-23 at home, 10-31 on the road)

SEASON STATS

	G	Min	FGM	FGA	Pct	FTM	FTA	Pct	Reb	Asst	PF	Stl	Blk	Pts	Avg
Abdur-Rahim	53	1956	383	790	.485	294	334	.880	495	127	147	44	19	1065	20.1
Wallace	1	42	8	24	.333	3	3	1.000	6	2	0	1	5	20	20.0
Jackson	80	2940	536	1261	.425	233	297	.785	370	244	216	142	20	1450	18.1
Terry	81	3018	499	1196	.417	215	260	.827	336	437	192	124	16	1359	16.8
Collier	20	545	79	165	.479	67	85	.788	111	17	71	11	11	226	11.3
Crawford	56	1207	211	471	.448	103	119	.866	175	45	131	37	20	569	10.2
Glover	55	1465	205	524	.391	110	142	.775	237	115	106	40	17	556	10.1
Ratliff	53	1648	171	373	.458	96	147	.653	381	51	189	30	166	438	8.3
Sura (TOT)	80	1663	202	485	.416	171	226	.757	326	233	158	62	14	596	7.5
Sura (ATL)	27	956	131	312	.420	123	157	.783	223	144	72	25	5	397	14.7
Mohammed	53	938	138	280	.493	69	110	.627	267	20	113	22	27	345	6.5
Person (TOT)	58	1037	126	314	.401	31	39	.795	117	66	38	19	9	338	5.8
Person (ATL)	9	132	13	39	.333	6	6	1.000	25	5	5	3	1	40	4.4
Nailon	27	300	63	138	.457	16	19	.842	63	17	48	10	7	142	5.3
Diaw	76	1919	140	313	.447	56	93	.602	342	182	191	59	37	342	4.5
Henderson	6	68	10	21	.476	4	6	.667	21	2	1	1	2	24	4.0
Vaughn	71	1271	107	277	.386	53	68	.779	116	195	126	44	2	270	3.8
Rebraca (TOT)	24	273	34	77	.442	23	30	.767	58	6	52	5	11	91	3.8
Rebraca (ATL)	3	51	12	23	.522	1	2	.500	9	2	7	0	2	25	8.3
N'diaye (TOT)	28	366	27	69	.391	44	59	.746	112	0	59	8	25	98	3.5
N'diaye (ATL)	25	359	27	68	.397	44	59	.746	111	0	58	8	24	98	3.9
Hansen	41	507	46	130	.354	22	27	.815	70	19	67	10	9	123	3.0
Przybilla (TOT)	17	347	18	50	.360	13	31	.419	111	7	53	5	17	49	2.9
Przybilla (ATL)	12	314	18	50	.360	12	29	.414	101	4	48	5	17	48	4.0
Dickau	23	143	21	49	.429	4	6	.667	16	18	22	9	0	49	2.1
Fuller	4	43	3	8	.375	2	6	.333	11	2	5	0	1	8	2.0
Davis	4	23	2	5	.400	1	1	1.000	5	0	3	0	0	5	1.3
Bradley (TOT)	16	98	7	15	.467	1	2	.500	23	1	14	3	0	15	0.9
Bradley (ATL)	11	60	6	12	.500	0	0	—	12	0	8	2	0	12	1.1

3-pt. field goals: Atlanta 419-1249 (.335) - Abdur-Rahim 5-23 (.217), Wallace 1-6 (.167), Jackson 145-427 (.340), Terry 146-421 (.347), Collier 1-4 (.250), Crawford 44-113 (.389), Glover 36-105 (.343), Sura 12-43 (.279), Person 8-19 (.421), Vaughn 3-20 (.150), Hansen 9-30 (.300), Dickau 3-10 (.300), Davis 0-2 (.000). Opponents 482-1345 (.358).

RESULTS

(#, overtime; #2, double OT; #3, three OT; #4, four OT)

Date		Opponent	W/L	Atl.	Opp.	Record
10/29	(#)	at New Orleans	L	83	88	0-1
10/31		at Chicago	L	94	100	0-2
11/1	(#)	INDIANA	L	99	103	0-3
11/3		NEW ORLEANS	W	90	80	1-3
11/5		at Golden State	L	72	99	1-4
11/8		at Portland	L	83	90	1-5
11/9		at Seattle	W	91	81	2-5
11/11		at L.A. Clippers	L	103	115	2-6
11/12		at Phoenix	W	99	94	3-6
11/15		NEW JERSEY	L	85	100	3-7
11/17		WASHINGTON	L	97	106	3-8
11/18		at Milwaukee	W	101	93	4-8
11/21		at San Antonio	L	75	114	4-9
11/22		CLEVELAND	W	92	83	5-9
11/24		DETROIT	L	89	94	5-10
11/26	(#)	TORONTO	L	97	99	5-11
11/28		MIAMI	W	95	83	6-11
11/29		at Philadelphia	L	86	98	6-12
12/2		MILWAUKEE	L	94	106	6-13
12/5		at Toronto	L	87	92	6-14
12/6		at Cleveland	L	85	95	6-15
12/9		DENVER	W	112	98	7-15
12/10		at Memphis	L	90	103	7-16
12/12		at Indiana	L	92	103	7-17
12/13		ORLANDO	L	102	105	7-18
12/16		at Miami	L	79	97	7-19
12/17		GOLDEN STATE	L	85	98	7-20
12/19		SACRAMENTO	L	86	98	7-21
12/20		at New York	L	92	103	7-22
12/23		BOSTON	W	93	88	8-22
12/26		at New Orleans	L	79	109	8-23
12/27		DETROIT	L	84	87	8-24
12/30		at Washington	W	83	73	9-24
1/2		at Minnesota	L	75	93	9-25
1/3		at Denver	W	84	76	10-25
1/6		at Sacramento	L	89	105	10-26
1/9		at L.A. Lakers	L	67	113	10-27
1/10		at Utah	L	71	92	10-28
1/13		SAN ANTONIO	W	86	77	11-28
1/14		at Indiana	L	78	85	11-29
1/17		TORONTO	W	75	70	12-29
1/19		INDIANA	L	97	100	12-30
1/21		CHICAGO	W	97	87	13-30
1/23		NEW YORK	L	94	96	13-31
1/25		at Detroit	W	91	82	14-31
1/27		PHOENIX	L	85	89	14-32
1/29		PORTLAND	L	85	93	14-33
1/31		MILWAUKEE	W	93	83	15-33
2/2		L.A. CLIPPERS	L	95	101	15-34
2/4		MINNESOTA	W	97	89	16-34
2/6		at Boston	W	100	96	17-34
2/7		HOUSTON	L	77	86	17-35
2/9		DALLAS	W	102	96	18-35
		ALL-STAR BREAK				
2/18		at New Jersey	I	92	98	18-36
2/20		at Miami	L	92	125	18-37
2/22	(#3)	at Houston	L	121	123	18-38
2/24		PHILADELPHIA	W	86	75	19-38
2/27		at Detroit	L	83	105	19-39
2/28		vs. ORLANDO	L	99	104	19-40
3/2		L.A. LAKERS	W	94	93	20-40
3/3		at Cleveland	L	80	112	20-41
3/5		at Orlando	L	96	101	20-42
3/8		CLEVELAND	L	102	108	20-43
3/10		at Milwaukee	L	80	94	20-44
3/12		WASHINGTON	W	138	124	21-44
3/14		at Toronto	L	84	101	21-45
3/16		SEATTLE	L	110	118	21-46
3/17		at Dallas	W	111	110	22-46
3/19		at Washington	L	84	94	22-47
3/20		UTAH	L	81	87	22-48
3/22		at New York	L	84	96	22-49
3/25		NEW ORLEANS	W	84	76	23-49
3/27		CHICAGO	W	97	88	24-49
3/29	(#2)	MEMPHIS	L	133	136	24-50
3/31		MIAMI	L	97	100	24-51
4/2		at Orlando	W	95	87	25-51
4/4		at New Jersey	L	89	106	25-52
4/6	(#)	PHILADELPHIA	L	100	103	25-53
4/9		at Chicago	W	116	101	26-53
4/10		BOSTON	W	110	99	27-53
4/12		NEW JERSEY	W	129	107	28-53
4/14		at Boston	L	132	137	28-54

ATLANTA
Most points: 138 vs. Washington (3/12)
Least points: 67 at L.A. Lakers (1/9)

OPPONENT
Most points: 137 (Boston, 4/14)
Least points: 70 (Toronto, 1/17)

YEARLY RESULTS: 2004 - 05

13-69 OVERALL (9-32 at home, 4-37 on the road)

SEASON STATS

	G	Min	FGM	FGA	Pct	FTM	FTA	Pct	Reb	Asst	PF	Stl	Blk	Pts	Avg
Walker	53	2128	420	1013	.415	157	294	.534	497	194	147	64	32	1082	20.4
Harrington	66	2550	453	986	.459	236	351	.672	461	208	249	85	16	1158	17.5
Delk	56	1340	246	591	.416	103	136	.757	130	104	123	47	3	667	11.9
Lue (TOT)	70	2007	295	654	.451	142	165	.861	149	322	168	33	0	787	11.2
Lue (ATL)	49	1528	247	532	.464	128	147	.871	109	264	120	25	0	662	13.5
Childress	80	2376	302	642	.470	190	231	.823	482	151	184	74	35	807	10.1
J. Smith	74	2050	274	602	.455	163	237	.688	457	127	157	59	144	715	9.7
Drobnjak	71	1435	238	543	.438	96	120	.800	238	49	138	42	24	597	8.4
Collier	70	942	174	376	.463	48	71	.676	184	18	147	15	13	402	5.7
Ekezie	42	732	79	182	.434	72	93	.774	179	11	129	22	12	230	5.5
Barry	16	275	31	77	.403	10	13	.769	21	28	28	14	2	83	5.2
Gugliotta (TOT)	47	966	99	241	.411	33	43	.767	191	68	104	41	17	239	5.1
Gugliotta (ATL)	27	748	88	204	.431	29	37	.784	148	56	81	32	13	213	7.9
Anderson	39	717	81	190	.426	27	37	.730	83	98	81	33	0	195	5.0
Diaw	66	1201	124	294	.422	57	77	.740	170	149	0	37	18	314	4.8
Ivey	62	809	85	198	.429	47	67	.701	84	103	140	39	7	220	3.5
D. Smith	38	433	44	113	.389	33	48	.688	52	39	50	23	5	127	3.3
Willis	29	344	35	90	.389	17	23	.739	76	9	53	8	7	87	3.0
Thomas (TOT)	11	117	12	20	.600	2	6	.333	37	4	13	4	4	26	2.4
Thomas (ATL)	2	5	1	2	.500	0	0	—	2	0	1	0	0	2	1.0
Stewart (TOT)	12	145	11	21	.524	3	7	.429	40	5	32	6	5	25	2.1
Stewart (ATL)	12	145	11	21	.524	3	7	.429	40	5	32	6	5	25	2.1
Miller	2	9	2	3	.667	0	0	—	1	1	2	1	0	4	2.0
McCoy	10	88	7	13	.538	1	5	.200	21	0	24	3	8	15	1.5

3-pt. field goals: Atlanta 304-973 (.312) - Walker 85-268 (.317), Delk 72-202 (.356), Lue 40-110 (.364), Drobnjak 25-71 (.352), Harrington 16-74 (.216), Childress 13-56 (.232), Barry 11-32 (.344), Diaw 9-50 (.180), Gugliotta 8-26 (.308), Anderson 6-13 (.462), Collier 6-14 (.429), D. Smith 6-22 (.273), J. Smith 4-23 (.174), Ivey 3-9 (.333), Willis 0-2 (.000), Ekezie 0-1 (.000). Opponents 467-1232 (.379).

RESULTS

(#, overtime; #2, double OT; #3, three OT; #4, four OT)

Date		Opponent	W/L	Atl.	Opp.	Record
11/3		at Phoenix	L	82	112	0-1
11/5		at Seattle	L	85	106	0-2
11/7		at LA Lakers	L	90	106	0-3
11/9		CLEVELAND	L	79	93	0-4
11/12		at New Orleans	W	96	95	1-4
11/13		SAN ANTONIO	L	88	103	1-5
11/16		HOUSTON	W	88	84	2-5
11/17		at Indiana	L	86	93	2-6
11/20		UTAH	L	79	92	2-7
11/23		at New York	L	88	104	2-8
11/24		MIAMI	L	93	99	2-9
11/26		ORLANDO	L	99	117	2-10
11/27		at Charlotte	L	92	107	2-11
11/30	(#)	NEW YORK	L	109	110	2-12
12/3		WASHINGTON	L	90	114	2-13
12/4		at New Jersey	L	88	109	2-14
12/6		PHILADELPHIA	W	96	92	3-14
12/8		MEMPHIS	L	89	97	3-15
12/10		at Detroit	W	88	72	4-15
12/11		NEW JERSEY	L	90	95	4-16
12/14	(#)	INDIANA	L	97	108	4-17
12/15		at Houston	L	69	92	4-18
12/17		PORTLAND	L	84	100	4-19
12/18		at Dallas	L	68	90	4-20
12/22		DALLAS	W	113	100	5-20
12/27		at Miami	L	102	116	5-21
12/28		CLEVELAND	L	102	111	5-22
12/30		SEATTLE	L	79	94	5-23
1/2		at Washington	L	101	104	5-24
1/5		at Cleveland	L	85	101	5-25
1/7		SACRAMENTO	L	97	100	5-26
1/11		MILWAUKEE	W	103	80	6-26
1/14		at Boston	L	94	106	6-27
1/15		CHARLOTTE	W	103	95	7-27
1/17		NEW JERSEY	L	84	85	7-28
1/19		at Miami	L	92	111	7-29
1/21		at Chicago	L	85	95	7-30
1/22		BOSTON	W	100	96	8-30
1/24		CHICAGO	L	82	107	8-31
1/26		at Minnesota	L	87	104	8-32
1/28		MIAMI	L	96	106	8-33
1/29		at Memphis	L	83	84	8-34
1/31		ORLANDO	W	80	79	9-34
2/2		at Detroit	L	84	99	9-35
2/4		at Philadelphia	L	85	103	9-36
2/5		INDIANA	L	79	84	9-37
2/7		LA LAKERS	W	114	108	10-37
2/10		at Orlando	L	96	101	10-38
2/12		at Milwaukee	L	83	113	10-39
2/15		DENVER	L	96	100	10-40
2/16		at Cleveland	L	89	111	10-41
		ALL-STAR BREAK				
2/22		at Sacramento	L	104	114	10-42
2/23		at Golden State	L	96	101	10-43
2/25		at Portland	L	101	102	10-44
2/27		at LA Clippers	L	104	111	10-45
3/1		at Denver	L	74	97	10-46
3/2		at Utah	L	74	96	10-47
3/5		PHILADELPHIA	L	97	98	10-48
3/8		at Milwaukee	L	101	105	10-49
3/9		at Boston	L	91	95	10-50
3/11	(#)	at Toronto	W	116	112	11-50
3/12		GOLDEN STATE	L	92	105	11-51
3/14	(#)	DETROIT	L	108	114	11-52
3/16		WASHINGTON	L	93	122	11-53
3/18		NEW YORK	L	92	106	11-54
3/21		at Chicago	L	91	105	11-55
3/22		PHOENIX	L	94	105	11-56
3/25		at San Antonio	L	95	111	11-57
3/26		TORONTO	L	104	109	11-58
3/28		at Orlando	L	102	109	11-59
3/30		at Washington	L	99	102	11-60
4/1		BOSTON	L	100	116	11-61
4/3		LA CLIPPERS	L	91	111	11-62
4/5		NEW ORLEANS	L	86	96	11-63
4/8	(#)	at Toronto	L	101	109	11-64
4/9		MINNESOTA	W	105	98	12-64
4/11	(#)	CHARLOTTE	L	105	110	12-65
4/13		at Charlotte	L	84	105	12-66
4/16		CHICAGO	L	105	114	12-67
4/17	(#)	at New York	W	139	135	13-67
4/19		DETROIT	L	68	95	13-68
4/20		at Philadelphia	L	86	110	13-69

ATLANTA
Most points: 139 at New York (4/17)
Least points: 68 (two times)

OPPONENT
Most points: 135 (New York, 4/17)
Least points: 72 (Detroit, 12/10)

YEARLY RESULTS: 2005 - 06

26-56 OVERALL (18-23 at home, 8-33 on the road)

SEASON STATS

	G	Min	FGM	FGA	Pct	FTM	FTA	Pct	Reb	Asst	PF	Stl	Blk	Pts	Avg
Johnson	82	3340	632	1395	.453	261	330	.791	335	536	187	103	31	1653	20.2
Harrington	76	2782	551	1220	.452	243	350	.694	523	238	301	85	14	1411	18.6
Pachulia	78	2452	307	681	.451	297	404	.735	613	129	286	89	39	911	11.7
J. Smith	80	2559	329	774	.425	210	292	.719	531	191	260	64	208	902	11.3
Lue	51	1234	192	418	.459	118	138	.855	82	157	113	26	3	560	11.0
Childress	74	2249	278	504	.552	154	201	.766	387	131	184	86	39	742	10.0
Stoudamire	61	1236	204	492	.415	99	110	.900	116	75	118	27	3	589	9.7
Williams	79	1952	235	531	.443	189	253	.747	383	63	227	48	24	672	8.5
Grundy	12	108	19	38	.500	9	14	.643	17	9	14	7	0	52	4.3
Ivey	73	978	116	264	.439	24	33	.727	96	74	147	24	7	260	3.6
Delk	1	7	0	1	.000	2	2	1.000	2	0	0	0	0	2	2.0
Batista	57	495	34	80	.425	33	53	.623	144	7	111	15	11	101	1.8
Edwards	40	296	31	64	.484	8	11	.727	48	5	76	3	15	70	1.8
D. Smith	23	127	15	27	.556	6	12	.500	14	9	20	8	0	38	1.7
Thomas	11	66	3	7	.429	3	4	.750	10	1	10	2	0	9	0.8

3-pt. field goals: Atlanta 424-1154 (.367) - Johnson 128-360 (.356), Stoudamire 82-216 (.380), Harrington 66-191 (.346), Lue 58-127 (.457), J. Smith 34-110 (.309), Childress 32-65 (.492), Williams 13-53 (.245), Grundy 5-15 (.333), Ivey 4-10 (.400), D. Smith 2-4 (.500), Pachulia 0-2 (.000), Batista 0-1 (.000). Opponents 444-1205 (.368).

RESULTS

(#, overtime; #2, double OT; #3, three OT; #4, four OT)

Date		Opponent	W/L	Atl.	Opp.	Record
11/2		at Golden State	L	97	122	0-1
11/4		at LA Clippers	L	77	92	0-2
11/5		at Portland	L	93	94	0-3
11/8		LA LAKERS	L	97	103	0-4
11/10		LA CLIPPERS	L	95	102	0-5
11/12		MEMPHIS	L	84	85	0-6
11/15		at San Antonio	L	79	103	0-7
11/17		at Dallas	L	78	87	0-8
11/18		at NOK	L	92	95	0-9
11/23		BOSTON	W	120	117	1-9
11/25		at Indiana	W	87	85	2-9
11/27		PORTLAND	L	75	77	2-10
11/29		at Houston	L	85	100	2-11
11/30		MIAMI	L	74	96	2-12
12/2		TORONTO	L	101	102	2-13
12/4		at Phoenix	L	94	112	2-14
12/6		at Denver	L	116	125	2-15
12/7		at Utah	L	83	95	2-16
12/10		SAN ANTONIO	W	94	84	3-16
12/13		at Cleveland	W	100	94	4-16
12/14		at Philadelphia	L	101	106	4-17
12/16		NEW YORK	W	122	111	5-17
12/18	(#)	DENVER	W	110	107	6-17
12/20		at Miami	L	92	111	6-18
12/23		PHILADELPHIA	W	111	108	7-18
12/27		CHARLOTTE	L	90	93	7-19
12/28		at Toronto	L	102	108	7-20
12/30		at New Jersey	L	91	99	7-21
1/3		TORONTO	L	97	108	7-22
1/6		at Boston	W	103	98	8-22
1/7		NOK	W	101	93	9-22
1/10		BOSTON	L	94	98	9-23
1/11		at Washington	L	72	103	9-24
1/13		at New York	L	94	105	9-25
1/14	(#)	WASHINGTON	L	106	114	9-26
1/16		HOUSTON	W	94	83	10-26
1/18		DETROIT	L	89	117	10-27
1/20		MILWAUKEE	L	102	118	10-28
1/23		INDIANA	W	104	94	11-28
1/25		CLEVELAND	L	97	106	11-29
1/27		PHOENIX	L	106	119	11-30
1/28		at Chicago	L	99	111	11-31
1/30		NEW YORK	W	120	101	12-31
2/1		at Charlotte	W	102	92	13-31
2/3		ORLANDO	W	96	94	14-31
2/4		at Washington	L	85	98	14-32
2/7		DETROIT	W	99	98	15-32
2/10		at Seattle	L	91	99	15-33
2/12		at Sacramento	L	84	109	15-34
2/15		at LA Lakers	W	114	110	16-34
		ALL-STAR BREAK				
2/21		at Detroit	L	87	97	16-35
2/22		SEATTLE	L	109	114	16-36
2/24	(#)	at Indiana	W	117	112	17-36
2/25		MILWAUKEE	L	89	99	17-37
2/27	(#)	NEW JERSEY	W	104	102	18-37
3/1	(#)	at Toronto	W	113	111	19-37
3/3		SACRAMENTO	L	93	102	19-38
3/4		at Miami	L	93	95	19-39
3/7		GOLDEN STATE	W	113	106	20-39
3/11		CHICAGO	L	90	95	20-40
3/13		at Milwaukee	L	87	88	20-41
3/15	(#2)	at New York	L	117	121	20-42
3/17		UTAH	L	101	111	20-43
3/19	(#)	ORLANDO	W	108	107	21-43
3/20		at Detroit	L	84	91	21-44
3/22		at Philadelphia	L	106	115	21-45
3/25		DALLAS	L	83	98	21-46
3/26		at Orlando	L	101	108	21-47
3/28		at Charlotte	L	117	125	21-48
3/29		INDIANA	W	94	93	22-48
3/31		NEW JERSEY	L	88	91	22-49
4/2		at Memphis	L	87	98	22-50
4/4		at New Jersey	L	94	96	22-51
4/5		MINNESOTA	W	101	99	23-51
4/7		WASHINGTON	W	114	101	24-51
4/9		at Minnesota	L	83	84	24-52
4/10		at Orlando	L	88	105	24-53
4/12		CHICAGO	L	90	96	24-54
4/14		CHARLOTTE	L	110	116	24-55
4/15		at Milwaukee	W	120	114	25-55
4/18		MIAMI	W	103	100	26-55
4/19		at Cleveland	L	99	100	26-56

ATLANTA
Most points: 122 vs. New York (12/16)
Least points: 72 at Washington (1/11)

OPPONENT
Most points: 125 (two times)
Least points: 77 (Portland, 11/27)

YEARLY RESULTS: 2006 - 07

30-52 OVERALL (18-23 at home, 12-29 on the road)

SEASON STATS

	G	Min	FGM	FGA	Pct	FTM	FTA	Pct	Reb	Asst	PF	Stl	Blk	Pts	Avg
J. Johnson	57	2359	536	1139	.471	235	314	.748	239	249	115	60	11	1426	25.0
Smith	72	2647	436	993	.439	268	387	.693	621	236	241	101	207	1178	16.4
M. Williams	64	2179	306	706	.433	216	265	.815	337	121	191	52	30	839	13.1
Childress	55	2024	261	518	.504	167	210	.795	340	127	118	58	36	715	13.0
Pachulia	72	2026	291	614	.474	293	373	.786	500	106	267	77	36	875	12.2
Lue	56	1488	218	524	.416	144	163	.883	104	201	101	24	0	636	11.4
Stoudamire	61	1034	177	425	.416	61	68	.897	74	61	88	21	2	471	7.7
S. Williams	81	1514	166	365	.455	110	144	.764	435	44	199	52	39	444	5.5
A. Johnson (TOT)	67	1300	142	343	.414	46	61	.754	101	201	119	33	3	355	5.3
A. Johnson (ATL)	27	739	82	197	.416	25	32	.781	53	123	51	17	2	203	7.5
Claxton	42	1054	91	278	.327	33	60	.550	81	185	131	72	4	221	5.3
Jones	58	666	65	128	.508	59	75	.787	136	11	124	11	42	189	3.3
Medvedenko	14	81	12	29	.414	17	20	.850	14	2	16	0	2	42	3.0
Ivey	53	539	64	143	.448	24	35	.686	51	45	62	24	4	157	3.0
Thompson	6	50	6	15	.400	5	6	.833	8	2	2	0	0	17	2.8
Wright	67	1035	82	183	.448	9	32	.281	216	40	204	28	28	173	2.6
Freije	19	147	16	54	.296	5	6	.833	24	7	13	3	1	40	2.1
Richardson	5	19	3	6	.500	0	0	—	2	0	2	1	0	8	1.6
Batista	13	81	8	16	.500	4	7	.571	30	4	13	3	0	20	1.5
Bozeman	23	199	11	39	.282	2	6	.333	23	9	32	5	2	26	1.1

3-pt. field goals: Atlanta 341-1038 (.329) - J. Johnson 119-312 (.381), Stoudamire 56-155 (.361), Lue 56-161 (.348), Smith 38-152 (.250), Childress 26-77 (.338), A. Johnson 14-44 (.318), M. Williams 11-45 (.244), Claxton 6-28 (.214), Ivey 5-16 (.313), Freije 3-22 (.136), Richardson 2-3 (.667), S. Williams 2-4 (.500), Bozeman 2-13 (.154), Medvedenko 1-2 (.500). Opponents 465-1236 (.376).

RESULTS

(#, overtime; #2, double OT; #3, three OT; #4, four OT)

Date		Opponent	W/L	Atl.	Opp.	Record
11/1		at Philadelphia	L	75	88	0-1
11/3		NEW YORK	W	102	92	1-1
11/5		ORLANDO	W	95	82	2-1
11/7	(#)	at Cleveland	W	104	95	3-1
11/10		at Toronto	W	111	102	4-1
11/11	(#)	SEATTLE	L	112	113	4-2
11/14		MILWAUKEE	L	101	103	4-3
11/18	(#)	MIAMI	L	88	93	4-4
11/22		at Detroit	L	98	103	4-5
11/24		TORONTO	W	97	93	5-5
11/25		at Orlando	L	79	98	5-6
11/28		at Washington	L	95	96	5-7
11/29		CHARLOTTE	W	99	90	6-7
12/1		CLEVELAND	L	95	106	6-8
12/3		at Portland	W	107	96	7-8
12/5		at Seattle	L	87	102	7-9
12/6		at Denver	W	98	96	8-9
12/8		at LA Lakers	L	95	106	8-10
12/10		at Sacramento	L	92	117	8-11
12/12		DENVER	L	87	100	8-12
12/13		at New York	L	82	94	8-13
12/15		at Memphis	W	97	88	9-13
12/16	(#)	CHICAGO	L	104	106	9-14
12/20		UTAH	L	106	112	9-15
12/22		INDIANA	L	90	100	9-16
12/23		at Detroit	L	81	108	9-17
12/27		CLEVELAND	L	76	89	9-18
12/29		at Houston	L	68	94	9-19
12/31		at San Antonio	L	81	95	9-20
1/5		at Toronto	L	92	105	9-21
1/6		LA CLIPPERS	W	86	74	10-21
1/9		at Indiana	L	72	91	10-22
1/10		NOK	L	77	96	10-23
1/12		DETROIT	W	99	93	11-23
1/15		BOSTON	W	100	96	12-23
1/17		at Minnesota	W	105	88	13-23
1/19		CHARLOTTE	L	75	96	13-24
1/20		at Charlotte	L	85	104	13-25
1/23		at Chicago	L	86	94	13-26
1/24		at Boston	W	82	76	14-26
1/26		at Orlando	W	93	90	15-26
1/27		PHILADELPHIA	L	89	104	15-27
1/29		ORLANDO	W	93	83	16-27
1/31		GOLDEN STATE	W	115	94	17-27
2/2		TORONTO	L	91	103	17-28
2/4	(#)	at New Jersey	W	101	99	18-28
2/5		LA LAKERS	L	83	90	18-29
2/7		NEW JERSEY	L	85	87	18-30
2/9		at Phoenix	W	120	111	19-30
2/11		at Golden State	W	106	105	20-30
2/12		at Utah	L	76	102	20-31
2/14		at LA Clippers	W	96	93	21-31
		ALL-STAR BREAK				
2/20		at Chicago	L	81	106	21-32
2/21		SAN ANTONIO	L	96	103	21-33
2/23		HOUSTON	W	105	99	22-33
2/25		PHOENIX	L	106	115	22-34
2/26		at Dallas	L	87	110	22-35
2/28		at NOK	L	100	107	22-36
3/2		at Washington	L	92	93	22-37
3/3	(#)	NEW YORK	L	100	104	22-38
3/5		at Miami	L	81	88	22-39
3/7		WASHINGTON	W	100	97	23-39
3/9		MEMPHIS	W	106	105	24-39
3/10		MINNESOTA	W	99	93	25-39
3/13		PHILADELPHIA	W	104	92	26-39
3/14		at Boston	L	88	109	26-40
3/17		at Indiana	L	90	113	26-41
3/19		SACRAMENTO	W	99	76	27-41
3/21		MIAMI	L	83	91	27-42
3/23	(#)	PORTLAND	L	100	102	27-43
3/25		DALLAS	L	97	104	27-44
3/26		at Miami	L	89	106	27-45
3/28		at Charlotte	L	87	101	27-46
4/1		CHICAGO	L	97	105	27-47
4/4		at New Jersey	L	86	101	27-48
4/6		MILWAUKEE	W	115	102	28-48
4/8	(#)	at Philadelphia	L	104	109	28-49
4/10		BOSTON	W	104	96	29-49
4/13		WASHINGTON	L	85	98	29-50
4/14		at Cleveland	L	76	110	29-51
4/16		at Milwaukee	L	96	102	29-52
4/17		INDIANA	W	118	102	30-52

ATLANTA
Most points: 120 at Phoenix (2/9)
Least points: 68 at Houston (12/29)

OPPONENT
Most points: 117 (Sacramento, 12/10)
Least points: 74 (LA Clippers, 1/6)

YEARLY RESULTS: 2007 - 08

37-45 OVERALL (25-16 at home,12-29 on the road)

SEASON STATS

	G	Min	FGM	FGA	Pct	FTM	FTA	Pct	Reb	Asst	PF	Stl	Blk	Pts	Avg
J. Johnson	82	3343	647	1497	.432	316	379	.834	367	474	168	84	18	1779	21.7
Smith	81	2873	518	1133	.457	333	469	.822	667	272	269	123	227	1394	17.2
M. Williams	80	2765	424	918	.462	336	409	.822	457	137	225	81	33	1185	14.8
Bibby (TOT)	48	1573	248	603	.411	78	100	.780	160	290	97	54	4	667	13.9
Bibby (ATL)	33	1100	170	411	.414	55	69	.797	104	215	63	35	2	464	14.1
Childress	76	2274	327	573	.571	222	275	.807	373	117	129	71	43	898	11.8
Horford	81	2540	333	668	.499	155	212	.731	785	124	267	60	76	821	10.1
Lue	33	564	86	196	.439	24	28	.857	41	59	38	11	0	226	6.8
A. Johnson	42	1121	115	267	431	26	32	.813	98	202	86	42	8	283	6.7
Stoudamire	35	402	65	180	.361	41	50	.820	24	28	34	7	5	200	5.7
Pachulia	62	944	107	245	.437	108	153	.706	248	36	140	24	13	322	5.2
Law	56	865	95	237	.401	38	48	.792	57	113	73	29	0	235	4.2
S. Williams	36	414	37	100	.370	35	51	.686	107	11	60	13	11	109	3.0
Richardson (TOT)	27	132	16	44	.364	2	2	1.000	9	2	13	3	0	41	1.5
Richardson (ATL)	19	88	13	31	.419	0	0	---	7	0	6	2	0	31	1.6
Jones	35	145	12	30	.400	11	20	.550	42	0	28	3	5	35	1.0
Wright	13	148	5	17	.294	3	6	.500	37	3	26	3	3	13	1.0
West	64	269	21	49	.429	17	26	.654	48	13	61	12	4	59	0.9

3-pt. field goals: Atlanta 384-1078 (.356) - J. Johnson 169-444 (.381), Bibby 69-187 (.369), Lue 30-69 (.435), Stoudamire 29-85 (.341), A. Johnson 27-63 (.429), Smith 25-99 (.253), Childress 22-60 (.367), Law 7-34 (.206), Richardson 5-12 (.417), M. Williams 1-10 (.100). Opponents 512-1413 (.362).

RESULTS

(#, overtime; #2, double OT; #3, three OT; #4, four OT) (1) game completed on 3/8

Date		Opponent	W/L	Atl.	Opp.	Record
11/2		DALLAS	W	101	94	1-0
11/4		at Detroit	L	91	92	1-1
11/6		at New Jersey	L	82	87	1-2
11/7		PHOENIX	W	105	96	2-2
11/9		at Boston	L	83	106	2-3
11/11		WASHINGTON	L	90	101	2-4
11/14		CHARLOTTE	W	117	109	3-4
11/16	(#2)	SEATTLE	L	123	126	3-5
11/17		at Milwaukee	L	96	105	3-6
11/20		SAN ANTONIO	L	83	95	3-7
11/21		at Miami	W	82	79	4-7
11/24		at Minnesota	W	94	87	5-7
11/27		at Chicago	L	78	90	5-8
11/28		MILWAUKEE	W	96	80	6-8
11/30		NEW ORLEANS	L	86	92	6-9
12/3		at Philadelphia	W	88	79	7-9
12/4		DETROIT	L	95	106	7-10
12/6		MINNESOTA	W	90	89	8-10
12/8		MEMPHIS	W	86	78	9-10
12/10		at Orlando	W	98	87	10-10
12/11		TORONTO	L	88	100	10-11
12/14		at Detroit	L	81	91	10-12
12/15		CHARLOTTE	W	93	84	11-12
12/17		UTAH	W	116	111	12-12
12/19	(1) (#)	MIAMI	W	114	111	13-12
12/21		at Washington	W	97	92	14-12
12/26		INDIANA	W	107	95	15-12
12/29		at Dallas	L	84	97	15-13
1/2		at Cleveland	L	94	98	15-14
1/4		at Indiana	L	91	113	15-15
1/5		NEW JERSEY	L	107	113	15-16
1/9		CLEVELAND	W	90	81	16-16
1/11	(#)	WASHINGTON	L	98	102	16-17
1/13		CHICAGO	W	105	84	17-17
1/15		DENVER	W	104	93	18-17
1/16		at Milwaukee	L	80	87	18-18
1/18		at Toronto	L	78	89	18-19
1/21	(#)	PORTLAND	L	109	111	18-20
1/23		at Denver	L	100	107	18-21
1/25		at Seattle	W	99	90	19-21
1/27		at Portland	L	93	94	19-22
1/29		at Phoenix	L	92	125	19-23
1/30		at LA Clippers	L	88	95	19-24
2/2		NEW JERSEY	W	104	92	20-24
2/4		PHILADELPHIA	W	96	91	21-24
2/6		LA LAKERS	W	98	95	22-24
2/8		CLEVELAND	L	95	100	22-25
2/9		at Houston	L	89	108	22-26
2/12		DETROIT	L	90	94	22-27
2/13	(#)	at Charlotte	L	98	100	22-28
		ALL-STAR BREAK				
2/19		at LA Lakers	L	93	122	22-29
2/20		at Sacramento	L	107	119	22-30
2/22		at Golden State	W	117	110	23-30
2/23		at Utah	L	94	100	23-31
2/25		at San Antonio	L	74	89	23-32
2/27		SACRAMENTO	W	123	117	24-32
2/29		NEW YORK	W	99	93	25-32
3/2		at Boston	L	88	98	25-33
3/4		GOLDEN STATE	L	118	135	25-34
3/5		at New Orleans	L	101	116	25-35
3/7		at Charlotte	L	93	108	25-36
3/8		MIAMI	W	97	94	26-36
3/10		at Orlando	L	112	123	26-37
3/12		HOUSTON	L	75	83	26-38
3/14		LA CLIPPERS	W	117	93	27-38
3/16		at New York	W	109	98	28-38
3/17		at Washington	W	105	96	29-38
3/19		at New Jersey	L	117	125	29-39
3/22		ORLANDO	W	98	90	30-39
3/25		at Chicago	L	94	103	30-40
3/26		MILWAUKEE	W	115	96	31-40
3/28		CHICAGO	W	106	103	32-40
3/30		NEW YORK	W	114	109	33-40
3/31		at Memphis	W	116	99	34-40
4/2	(#)	TORONTO	W	127	120	35-40
4/4		PHILADELPHIA	L	104	109	35-41
4/5		at Philadelphia	W	92	87	36-41
4/8		at Indiana	L	98	112	36-42
4/11		at New York	W	116	104	37-42
4/12		BOSTON	L	89	99	37-43
4/15		ORLANDO	L	105	121	37-44
4/16		at Miami	L	99	113	37-45

ATLANTA
Most points: 127 vs. Toronto (4/2)
Least points: 74 at San Antonio (2/25)

OPPONENT
Most points: 135 (Golden State, 3/4)
Least points: 78 (Memphis, 12/8)

YEARLY RESULTS: 2008 - 09

47-35 OVERALL (31-10 at home, 16-25 on the road)

SEASON STATS

	G	Min	FGM	FGA	Pct	FTM	FTA	Pct	Reb	Asst	PF	Stl	Blk	Pts	Avg
Johnson	79	3124	620	1420	.437	299	362	.826	346	455	176	0	19	1688	21.4
Smith	69	2421	418	849	.492	211	359	.588	498	169	184	94	111	1073	15.6
Bibby	79	2740	437	1005	.435	135	171	.789	278	392	145	98	11	1176	14.9
Williams	61	2093	285	622	.458	220	273	.806	382	81	127	57	39	845	13.9
Murray	80	1975	355	795	.447	177	233	.760	168	158	173	88	17	974	12.2
Horford	67	2242	312	594	.525	149	205	.727	624	163	190	53	95	773	11.5
Evans	80	1840	208	482	.432	60	73	.822	243	54	163	50	1	574	7.2
Pachulia	77	1473	159	320	.497	163	230	.709	436	57	208	35	26	481	6.2
Jones	63	675	67	111	.604	53	74	.716	142	15	125	7	34	188	3.0
Law	55	560	52	139	.374	49	60	.817	58	86	43	11	3	162	2.9
Claxton	2	15	2	7	.286	1	2	.500	0	3	1	0	0	5	2.5
Gardner	16	98	9	36	.250	2	4	.500	7	2	4	4	1	24	1.5
Hunter	16	92	11	20	.550	0	5	.000	24	1	11	2	5	22	1.4
West	53	269	14	34	.412	14	30	.467	56	19	35	18	4	43	0.8
Morris	23	89	7	17	.412	4	4	1.000	20	2	25	2	1	18	0.8

3-pt. field goals: Atlanta 597-1633 (.366) - Bibby 167-428 (.390), Johnson 149-414 (.360), Evans 98-248 (.395), Murray 87-242 (.360), Williams 55-155 (.355), Smith 26-87 (.299), Law 9-29 (.310), Gardner 4-23 (.174), West 1-1 (1.000), Claxton 1-2 (.500). Opponents 528-1496 (.353).

RESULTS

(#, overtime; #2, double OT; #3, three OT; #4, four OT)

Date		Opponent	W/L	Atl.	Opp.	Record
10/29		at Orlando	W	99	85	1-0
11/1		PHILADELPHIA	W	95	88	2-0
11/5		at New Orleans	W	87	79	3-0
11/7		TORONTO	W	110	92	4-0
11/9		at Okla. City	W	89	85	5-0
11/11		at Chicago	W	113	108	6-0
11/12		at Boston	L	102	103	6-1
11/14		at New Jersey	L	108	115	6-2
11/15		NEW JERSEY	L	107	119	6-3
11/18		at Indiana	L	96	113	6-4
11/19		WASHINGTON	W	91	87	7-4
11/21		CHARLOTTE	W	88	83	8-4
11/22		at Cleveland	L	96	110	8-5
11/26		MILWAUKEE	W	102	96	9-5
11/28		at Toronto	L	88	93	9-6
11/29		at Washington	W	102	98	10-6
12/3		MEMPHIS	W	105	95	11-6
12/5		NEW YORK	W	98	95	12-6
12/6		at Dallas	L	98	100	12-7
12/9		at Houston	L	84	92	12-8
12/10		at San Antonio	L	89	95	12-9
12/12		at Miami	W	87	73	13-9
12/13		CLEVELAND	W	97	92	14-9
12/15		CHARLOTTE	W	83	79	15-9
12/17		BOSTON	L	85	88	15-10
12/19		GOLDEN ST.	W	115	99	16-10
12/21		DETROIT	W	85	78	17-10
12/23		OKLA. CITY	W	99	88	18-10
12/27		CHICAGO	W	129	117	19-10
12/29		DENVER	W	109	91	20-10
12/30		at Indiana	W	110	104	21-10
1/2	(#)	at New Jersey	L	91	93	21-11
1/3		HOUSTON	W	103	100	22-11
1/7		ORLANDO	L	102	106	22-12
1/9		at Orlando	L	87	121	22-13
1/11		PHILADELPHIA	L	94	109	22-14
1/13		at Phoenix	L	102	107	22-15
1/14		at LA Clippers	W	97	80	23-15
1/16		at Golden St.	L	114	119	23-16
1/19		TORONTO	W	87	84	24-16
1/20		at Chicago	W	105	102	25-16
1/23		MILWAUKEE	W	117	87	26-16
1/25		PHOENIX	L	99	104	26-17
1/26		at Miami	L	79	95	26-18
1/28		at New York	L	104	112	26-19
1/30		NEW JERSEY	W	105	88	27-19
1/31		at Milwaukee	L	107	110	27-20
2/4		at Minnesota	W	94	86	28-20
2/6		at Charlotte	W	102	97	29-20
2/7		LA CLIPPERS	L	97	121	29-21
2/10		WASHINGTON	W	111	90	30-21
2/11		at Detroit	W	99	95	31-21
		ALL-STAR BREAK				
2/17		at LA Lakers	L	83	96	31-22
2/18		at Sacramento	W	105	100	32-22
2/20		at Portland	L	98	108	32-23
2/23		at Utah	L	89	108	32-24
2/25		at Denver	L	109	110	32-25
2/27		MIAMI	W	91	83	33-25
3/1		CLEVELAND	L	87	88	33-26
3/2		at Washington	W	98	89	34-26
3/4		at New York	L	105	109	34-27
3/6		at Charlotte	L	91	98	34-28
3/7		DETROIT	W	87	83	35-28
3/9		NEW ORLEANS	W	89	79	36-28
3/11		UTAH	W	100	93	37-28
3/13		INDIANA	W	101	87	38-28
3/15		PORTLAND	W	98	80	39-28
3/17		SACRAMENTO	W	119	97	40-28
3/19		DALLAS	W	95	87	41-28
3/21		at Cleveland	L	96	102	41-29
3/23		MINNESOTA	W	109	97	42-29
3/25		SAN ANTONIO	L	92	102	42-30
3/27		BOSTON	L	93	99	42-31
3/29		LA LAKERS	W	86	76	43-31
3/31		at Philadelphia	L	85	98	43-32
4/3		at Boston	L	92	104	43-33
4/4		ORLANDO	L	82	88	43-34
4/7		at Toronto	W	118	110	44-34
4/8		at Milwaukee	W	113	105	45-34
4/10		INDIANA	W	122	118	46-34
4/14		MIAMI	W	81	79	47-34
4/15		at Memphis	L	90	98	47-35

ATLANTA
Most points: 129 at Chicago (12/27)
Least points: 79 at Miami (1/26)

OPPONENT
Most points: 121 (LA Clippers, 2/7)
Least points: 73 (Miami, 12/12)

YEARLY RESULTS: 2009 - 10

53-29 OVERALL (34-7 at home, 19-22 on the road)

SEASON STATS

	G	Min	FGM	FGA	Pct	FTM	FTA	Pct	Reb	Asst	PF	Stl	Blk	Pts	Avg
Johnson	76	2886	635	1386	.458	220	269	.818	353	369	145	82	5	1619	21.3
Crawford	79	2460	496	1105	.449	270	315	.857	201	238	132	61	12	1425	18.0
Jos. Smith	81	2871	504	999	.505	261	422	.618	705	342	240	130	173	1269	15.7
Horford	81	2845	467	847	.551	213	270	.789	799	189	225	59	91	1148	14.2
Williams	81	2468	302	664	.455	176	215	.819	416	93	160	66	46	820	10.1
Bibby	80	2195	268	644	.416	68	79	.861	184	310	157	67	3	730	9.1
Evans	79	1317	175	393	.445	46	61	.754	154	48	125	34	17	453	5.7
Pachulia	78	1089	120	246	.488	93	143	.650	293	42	186	37	30	333	4.3
Teague	71	719	90	227	.396	41	49	.837	67	122	82	34	11	228	3.2
Joe Smith	64	592	77	193	.399	39	48	.813	157	21	95	6	19	194	3.0
Morris	28	124	23	41	.561	16	27	.593	38	2	34	5	3	62	2.2
Hunter	7	33	4	12	.333	3	4	.750	12	0	5	0	1	11	1.6
West	39	142	12	21	.571	6	10	.600	27	9	25	8	0	30	0.8
Collins	24	115	8	23	.348	0	2	.000	14	4	21	3	2	16	0.7

3-pt. field goals: Atlanta 524-1455 (.360) - Crawford 163-427 (.382), Johnson 129-350 (.369), Bibby 126-324 (.389), Evans 57-169 (.337), Williams 40-132 (.303), Teague 7-32 (.219), Horford 1-1 (1.000), Joe Smith 1-7 (.143), Josh Smith 0-7 (.000), Pachulia 0-4 (.000), Collins 0-1 (.000), West 0-1 (.000). Opponents 480-1392 (.345).

RESULTS

(#, overtime; #2, double OT; #3, three OT; #4, four OT)

Date		Opponent	W/L	Atl.	Opp.	Record
10/28		INDIANA	W	120	109	1-0
10/30		WASHINGTON	W	100	89	2-0
11/1		at LA Lakers	L	110	118	2-1
11/3		at Portland	W	97	91	3-1
11/4		at Sacramento	W	113	105	4-1
11/6		at Charlotte	L	83	103	4-2
11/7		DENVER	W	125	100	5-2
11/11		at New York	W	114	101	6-2
11/13		at Boston	W	97	86	7-2
11/14		NEW ORLEANS	W	121	98	8-2
11/16	(#)	PORTLAND	W	99	95	9-2
11/18		MIAMI	W	105	90	10-2
11/20		HOUSTON	W	105	103	11-2
11/21		at New Orleans	L	88	96	11-3
11/26		ORLANDO	L	76	93	11-4
11/27		at Philadelphia	W	100	86	12-4
11/29		at Detroit	L	88	94	12-5
12/2		TORONTO	W	146	115	13-5
12/4		NEW YORK	L	107	114	13-6
12/5		at Dallas	W	80	75	14-6
12/9		CHICAGO	W	118	83	15-6
12/11		at Toronto	W	111	89	16-6
12/13		NEW JERSEY	W	130	107	17-6
12/16		MEMPHIS	W	110	97	18-6
12/18		UTAH	W	96	83	19-6
12/19	(#)	at Chicago	L	98	101	19-7
12/22		at Minnesota	W	112	87	20-7
12/23		at Denver	L	104	124	20-8
12/26		at Indiana	W	110	98	21-8
12/29		CLEVELAND	L	84	95	21-9
12/30		at Cleveland	L	101	106	21-10
1/1	(#)	NEW YORK	L	108	112	21-11
1/4		at Miami	L	75	92	21-12
1/6		NEW JERSEY	W	119	89	22-12
1/8		BOSTON	W	93	85	23-12
1/9		at Orlando	L	81	113	23-13
1/11		at Boston	W	102	96	24-13
1/13		WASHINGTON	W	94	82	25-13
1/15		PHOENIX	W	102	101	26-13
1/18		OKLAHOMA CITY	L	91	94	26-14
1/20		SACRAMENTO	W	108	97	27-14
1/22		CHARLOTTE	W	103	89	28-14
1/25		at Houston	W	102	95	29-14
1/27		at San Antonio	L	90	105	29-15
1/29		BOSTON	W	100	91	30-15
1/30		at Orlando	L	86	104	30-16
2/2		at Oklahoma City	L	99	106	30-17
2/3		LA CLIPPERS	W	103	97	31-17
2/5		CHICAGO	W	91	81	32-17
2/6		at Washington	Postponed to 3/11 due to weather			
2/9		at Memphis	W	108	94	33-17
2/10		MIAMI	L	76	94	33-18
		ALL-STAR BREAK				
2/17		at LA Clippers	W	110	92	34-18
2/19		at Phoenix	L	80	88	34-19
2/21		at Golden State	L	104	108	34-20
2/22		at Utah	W	105	100	35-20
2/24		MINNESOTA	W	98	92	36-20
2/26	(#)	DALLAS	L	103	111	36-21
2/28	(#)	MILWAUKEE	W	106	102	37-21
3/1		at Chicago	W	116	92	38-21
3/3		PHILADELPHIA	W	112	93	39-21
3/5		GOLDEN STATE	W	127	122	40-21
3/6		at Miami	L	94	100	40-22
3/8		at New York	L	98	99	40-23
3/11		at Washington	W	105	99	41-23
3/13		DETROIT	W	112	99	42-23
3/16		at New Jersey	W	108	84	43-23
3/17		at Toronto	L	105	106	43-24
3/19	(#)	CHARLOTTE	W	93	92	44-24
3/21	(#)	SAN ANTONIO	W	119	114	45-24
3/22		at Milwaukee	L	95	98	45-25
3/24		ORLANDO	W	86	84	46-25
3/26		at Philadelphia	L	98	105	46-26
3/28		INDIANA	W	94	84	47-26
3/31		LA LAKERS	W	109	92	48-26
4/2		at Cleveland	L	88	93	48-27
4/3		DETROIT	W	91	85	49-27
4/6		at Charlotte	L	100	109	49-28
4/7		at Detroit	L	88	90	49-29
4/9		TORONTO	W	107	101	50-29
4/10		at Washington	W	105	95	51-29
4/12		at Milwaukee	W	104	96	52-29
4/14		CLEVELAND	W	99	83	53-29

ATLANTA
Most points: 146 vs. Toronto (12/2)
Least points: 75 at Miami (1/4)

OPPONENT
Most points: 124 (Denver, 12/23)
Least points: 75 (Dallas, 12/5)

YEARLY RESULTS: 2010 - 11

44-38 OVERALL (24-17 at home, 20-21 on the road)

SEASON STATS

	G	Min	FGM	FGA	Pct	FTM	FTA	Pct	Reb	Asst	PF	Stl	Blk	Pts	Avg
Johnson	72	2554	514	1161	.443	195	243	.802	291	338	131	47	7	1312	18.2
Smith	77	2645	497	1041	.477	229	316	.725	657	255	217	99	120	1274	16.5
Horford	77	2704	513	921	.557	150	188	.798	718	266	193	59	80	1178	15.3
Ja. Crawford	76	2297	368	874	.421	222	260	.854	130	241	97	57	14	1077	14.2
Williams	65	1865	246	537	.458	147	174	.845	313	88	104	34	23	676	10.4
Hinrich (TOT)	72	2157	278	623	.446	106	126	.841	182	288	185	75	17	737	10.2
Hinrich (ATL)	24	686	80	185	.432	14	21	.667	53	78	66	19	7	206	8.6
Bibby	56	1674	192	441	.435	29	46	.630	143	202	125	38	6	526	9.4
Teague	70	963	133	304	.438	77	97	.794	102	138	82	45	25	361	5.2
Evans	47	837	79	201	.393	24	28	.857	84	30	74	16	5	210	4.5
Pachulia	79	1244	107	232	.461	135	179	.754	333	58	184	34	22	349	4.4
Jo. Crawford	16	160	27	77	.351	4	6	.667	28	15	13	3	0	67	4.2
Powell	54	653	94	208	.452	36	45	.800	135	22	78	5	5	224	4.1
Wilkins	52	676	69	137	.504	40	56	.714	90	41	72	27	9	180	3.5
Thomas	13	82	10	21	.476	12	15	.800	23	2	11	1	4	32	2.5
Sy	3	21	2	6	.333	3	3	1.000	3	2	1	1	0	7	2.3
Collins	49	593	34	71	.479	27	41	.659	102	22	97	9	9	96	2.0
Armstrong (TOT)	53	489	37	76	.487	16	33	.485	131	14	84	18	21	92	1.7
Armstrong (ATL)	12	76	6	12	.500	2	10	.200	17	4	9	3	5	15	1.3

3-pt. field goals: Atlanta 502-1427 (.352) - Ja. Crawford 119-439 (.341), Bibby 113-256 (.441), Johnson 89-300 (.297), Smith 51-154 (.331), Williams 37-110 (.336), Hinrich 32-76 (.421), Evans 28-89 (.315), Teague 18-48 (.375), Jo. Crawford 9-27 (.333), Horford 2-4 (.500), Wilkins 2-10 (.200), Armstrong 1-1 (1.000), Collins 1-1 (1.000). Opponents 459-1358 (.338).

RESULTS

(#, overtime; #2, double OT; #3, three OT; #4, four OT)

Date		Opponent	W/L	Atl.	Opp.	Record
10/27		at Memphis	W	119	104	1-0
10/29		at Philadelphia	W	104	101	2-0
10/30		WASHINGTON	W	99	95	3-0
11/2		at Cleveland	W	100	88	4-0
11/3		DETROIT	W	94	85	5-0
11/5		at Minnesota	W	113	103	6-0
11/7		PHOENIX	L	114	118	6-1
11/8		at Orlando	L	89	93	6-2
11/10		MILWAUKEE	L	91	108	6-3
11/12		UTAH	L	86	90	6-4
11/14		MINNESOTA	W	111	105	7-4
11/16		at Indiana	W	102	92	8-4
11/20		DALLAS	L	93	98	8-5
11/22		BOSTON	L	76	99	8-6
11/23	(#)	at New Jersey	L	101	107	8-7
11/25		WASHINGTON	W	116	96	9-7
11/27		NEW YORK	W	99	90	10-7
11/28		at Toronto	W	96	78	11-7
12/1		MEMPHIS	W	112	109	12-7
12/3		PHILADELPHIA	W	93	88	13-7
12/4		at Miami	L	77	89	13-8
12/6		at Orlando	W	80	74	14-8
12/7		NEW JERSEY	W	116	101	15-8
12/10		at San Antonio	L	92	108	15-9
12/11		INDIANA	W	97	83	16-9
12/14		at Detroit	L	80	103	16-10
12/16		at Boston	L	90	102	16-11
12/17		CHARLOTTE	W	90	85	17-11
12/19		at New Jersey	L	82	89	17-12
12/20		ORLANDO	W	91	81	18-12
12/22		CLEVELAND	W	98	84	19-12
12/26		at New Orleans	L	86	93	19-13
12/27		at Milwaukee	W	95	80	20-13
12/29		GOLDEN STATE	W	103	93	21-13
12/31		at Oklahoma City	L	94	103	21-14
1/2		at LA Clippers	W	107	98	22-14
1/4		at Sacramento	W	108	102	23-14
1/5		at Utah	W	110	107	24-14
1/8		INDIANA	W	108	93	25-14
1/11		MILWAUKEE	PPD (severe weather) to 3/15			
1/12		at Toronto	W	104	101	26-14
1/15		HOUSTON	L	106	112	26-15
1/17		SACRAMENTO	W	100	98	27-15
1/18	(#)	at Miami	W	93	89	28-15
1/21		NEW ORLEANS	L	59	100	28-16
1/22		at Charlotte	W	103	87	29-16
1/26		at Milwaukee	L	90	98	29-17
1/28		NEW YORK	W	111	102	30-17
1/29		at Dallas	L	91	102	30-18
2/2		TORONTO	W	100	87	31-18
2/4		LA CLIPPERS	W	101	100	32-18
2/5		at Washington	W	99	92	33-18
2/8		PHILADELPHIA	L	83	117	33-19
2/12		CHARLOTTE	L	86	88	33-20
2/14		at Detroit	W	94	79	34-20
2/16		at New York	L	90	102	34-21
		ALL-STAR BREAK				
2/22		at LA Lakers	L	80	104	34-22
2/23		at Phoenix	L	97	105	34-23
2/25		at Golden State	W	95	79	35-23
2/27		at Portland	W	90	83	36-23
2/28		at Denver	L	90	100	36-24
3/2		CHICAGO	W	83	80	37-24
3/4		OKLAHOMA CITY	L	104	111	37-25
3/6		NEW YORK	L	79	92	37-26
3/8		LA LAKERS	L	87	101	37-27
3/11		at Chicago	L	76	94	37-28
3/12		PORTLAND	W	91	82	38-28
3/15		MILWAUKEE	W	110	85	39-28
3/16		DENVER	L	87	102	39-29
3/18		MIAMI	L	85	106	39-30
3/20		DETROIT	W	104	96	40-30
3/22		CHICAGO	L	81	114	40-31
3/23		at Philadelphia	L	100	105	40-32
3/26		NEW JERSEY	W	98	87	41-32
3/27		at Cleveland	W	99	83	42-32
3/30		ORLANDO	W	85	82	43-32
4/1		BOSTON	W	88	83	44-32
4/3		at Houston	L	109	114	44-33
4/5		SAN ANTONIO	L	90	97	44-34
4/8		at Indiana	L	102	114	44-35
4/9		at Washington	L	83	115	44-36
4/11		MIAMI	L	90	98	44-37
4/13		at Charlotte	L	85	96	44-38

ATLANTA	OPPONENT
Most points: 119 at Memphis (10/27)	Most points: 118 (Phoenix, 11/7)
Least points: 59 vs. New Orleans (1/21)	Least points: 74 (Orlando, 12/6)

YEARLY RESULTS: 2011 - 12

40-26 OVERALL (23-10 at home, 17-16 on the road)

SEASON STATS

	G	Min	FGM	FGA	Pct	FTM	FTA	Pct	Reb	Asst	PF	Stl	Blk	Pts	Avg
J. Johnson	60	2127	423	931	.454	158	186	.849	221	232	75	48	13	1129	18.8
Smith	66	2329	504	1101	.458	203	322	.630	632	257	172	93	115	1239	18.8
Teague	66	2183	320	672	.476	140	185	.757	159	321	145	106	37	831	12.6
Horford	11	348	57	103	.553	22	30	.733	77	24	21	10	14	136	12.4
Williams	57	1500	203	470	.432	115	146	.788	294	71	84	47	18	579	10.2
Pachulia	58	1640	169	339	.499	117	158	.741	457	79	172	55	29	455	7.8
Green	53	922	153	325	.471	48	56	.857	80	40	74	23	6	404	7.6
Hinrich	48	1237	122	295	.414	25	32	.781	101	132	100	38	11	316	6.6
I. Johnson	56	934	141	275	.513	72	100	.720	226	32	116	43	18	356	6.4
Pargo	50	671	105	253	.415	19	20	.950	73	96	64	20	2	282	5.6
McGrady	52	837	101	231	.437	56	83	.675	154	110	35	16	15	273	5.3
Radmanovic	49	755	74	197	.376	22	29	.759	143	54	62	21	15	220	4.5
Stackhouse	30	273	37	100	.370	21	23	.913	23	14	12	10	3	108	3.6
Collins	30	308	16	40	.400	7	15	.467	48	10	34	4	3	39	1.3
Sloan	5	20	3	8	.375	0	0	---	5	5	3	1	0	6	1.2
Dampier	15	83	1	8	.125	0	0	---	25	4	9	1	4	2	0.1

3-pt. field goals: Atlanta 492-1330 (.370) - Johnson 125-322 (.388), Williams 58-149 (.389), Pargo 53-138 (.384), Teague 51-149 (.342), Green 50-113 (.442), Radmanovic 50-135 (.370), Hinrich 47-136 (.346), Smith 28-109 (.257), McGrady 15-33 (.455), Stackhouse 13-38 (.342), I. Johnson 2-6 (.333). Opponents 391-1137 (.344).

RESULTS

(#, overtime; #2, double OT; #3, three OT; #4, four OT)

Date		Opponent	W/L	Atl.	Opp.	Record
12/27		at New Jersey	W	106	70	1-0
12/28		WASHINGTON	W	101	83	2-0
12/30		NEW JERSEY	W	105	98	3-0
12/31		at Houston	L	84	95	3-1
1/2		at Miami	W	100	92	4-1
1/3		at Chicago	L	74	76	4-2
1/5	(#3)	MIAMI	L	109	116	4-3
1/6	(#)	at Charlotte	W	102	96	5-3
1/7		CHICAGO	W	109	94	6-3
1/9		at New Jersey	W	106	101	7-3
1/11		at Indiana	L	84	96	7-4
1/12		CHARLOTTE	W	111	81	8-4
1/14		MINNESOTA	W	93	91	9-4
1/16		TORONTO	W	93	84	10-4
1/18		PORTLAND	W	92	89	11-4
1/20		at Philadelphia	L	76	90	11-5
1/21		CLEVELAND	W	121	94	12-5
1/23		at Milwaukee	W	97	92	13-5
1/25		at San Antonio	L	83	105	13-6
1/27	(#)	at Detroit	W	107	101	14-6
1/29		at New Orleans	W	94	72	15-6
1/31		at Toronto	W	100	77	16-6
2/2		MEMPHIS	L	77	96	16-7
2/4		PHILADELPHIA	L	87	98	16-8
2/6		PHOENIX	L	90	99	16-9
2/8		INDIANA	W	97	87	17-9
2/10	(#)	at Orlando	W	89	87	18-9
2/12		MIAMI	L	87	107	18-10
2/14		at LA Lakers	L	78	86	18-11
2/15		at Phoenix	W	101	99	19-11
2/18		at Portland	L	77	97	19-12
2/20		at Chicago	L	79	90	19-13
2/22		at New York	L	82	99	19-14
2/23		ORLANDO	W	83	78	20-14
		ALL-STAR BREAK				
2/29		GOLDEN STATE	L	82	85	20-15
3/2		MILWAUKEE	W	99	94	21-15
3/3		OKLAHOMA CITY	W	97	90	22-15
3/6		at Indiana	W	101	96	23-15
3/7		at Miami	L	86	89	23-16
3/9		at Detroit	L	85	86	23-17
3/11		at Sacramento	W	106	99	24-17
3/13	(#)	at Denver	L	117	118	24-18
3/14		at LA Clippers	L	82	96	24-19
3/16		WASHINGTON	W	102	88	25-19
3/18		at Cleveland	W	103	87	26-19
3/19		BOSTON	L	76	79	26-20
3/21	(#)	CLEVELAND	W	103	102	27-20
3/23		NEW JERSEY	W	93	84	28-20
3/24		at Washington	W	95	92	29-20
3/25	(#4)	UTAH	W	139	133	30-20
3/27		at Milwaukee	L	101	108	30-21
3/28		CHICAGO	L	77	98	30-22
3/30		NEW YORK	W	100	90	31-22
3/31		at Philadelphia	L	90	95	31-23
4/4		CHARLOTTE	W	120	93	32-23
4/6		DETROIT	W	101	96	33-23
4/7		at Charlotte	W	116	96	34-23
4/11	(#)	at Boston	L	86	88	34-24
4/13		at Orlando	W	109	81	35-24
4/15		TORONTO	L	86	102	35-25
4/16		at Toronto	W	109	87	36-25
4/18		DETROIT	W	116	84	37-25
4/20		BOSTON	W	97	92	38-25
4/22		NEW YORK	L	112	113	38-26
4/24		LA CLIPPERS	W	109	102	39-26
4/26		DALLAS	W	106	89	40-26

ATLANTA	OPPONENT
Most points: 139 vs. Utah (3/25)	Most points: 133 (Utah, 3/25)
Least points: 74 at Chicago (1/3)	Least points: 70 (New Jersey, 12/27)

YEARLY RESULTS: 2012 - 13

44-38 OVERALL (25-16 at home, 19-22 on the road)

SEASON STATS

	G	Min	FGM	FGA	Pct	FTM	FTA	Pct	Reb	Asst	PF	Stl	Blk	Pts	Avg
Smith	76	2683	550	1182	.465	166	321	.517	639	321	175	94	136	1327	17.5
Horford	74	2756	576	1060	.543	134	208	.644	757	240	163	78	78	1289	17.4
Teague	80	2628	439	974	.451	199	226	.881	180	579	181	117	28	1166	14.6
Williams	39	1119	187	443	.422	105	121	.868	80	139	55	44	10	551	14.1
Korver	74	2259	277	601	.461	67	78	.859	293	146	170	70	37	810	10.9
Harris	58	1421	194	443	.438	112	154	.727	116	197	103	64	13	577	9.9
Johnson	69	1035	185	356	.520	81	131	.618	266	46	131	56	14	452	6.6
Jenkins	61	902	131	294	.446	59	70	.843	94	56	37	12	10	374	6.1
Pachulia	52	1134	114	241	.473	78	103	.757	336	79	128	35	12	306	5.9
Morrow	24	301	47	111	.423	16	18	.889	26	9	33	12	1	125	5.2
Stevenson	56	1158	98	262	.374	12	23	.522	122	52	69	29	6	284	5.1
Pargo	7	113	13	38	.342	2	2	1.000	7	19	8	3	0	35	5.0
Mack (TOT)	31	416	58	126	.460	9	16	.563	40	68	39	15	0	143	4.6
Mack (ATL)	20	268	41	84	.488	8	14	.571	24	44	28	9	0	104	5.2
Scott	40	376	70	147	.476	43	56	.768	110	12	32	4	2	183	4.6
Tolliver	62	963	82	216	.380	44	51	.863	155	32	66	15	12	253	4.1
Petro	31	352	48	110	.436	11	12	.917	112	16	48	10	9	108	3.5
Jones (TOT)	78	1017	82	222	.369	87	113	.770	101	48	119	22	6	262	3.4
Jones (ATL)	28	381	32	82	.390	21	31	.677	31	20	46	12	1	88	3.1
Tyler (TOT)	21	68	9	24	.375	4	6	.667	20	1	10	1	2	22	1.0

3-pt. field goals: Atlanta 706-1901 (.371) - Korver 189-414 (.457), Teague 89-248 (.359), Harris 77-230 (.335), Stevenson 76-209 (.364), Williams 72-196 (.367), Smith 61-201 (.303), Jenkins 53-138 (.384), Tolliver 45-133 (.338), Morrow 15-38 (.395), Mack 14-35 (.400), Pargo 7-20 (.350), Horford 3-6 (.500), Jones 3-12 (.250), Petro 1-4 (.250), Johnson 1-13 (.077). Opponents 620-1635 (.379).

RESULTS

(#, overtime; #2, double OT; #3, three OT; #4, four OT)

Date		Opponent	W/L	Atl.	Opp.	Record
11/2		HOUSTON	L	102	109	0-1
11/4		at Oklahoma City	W	104	95	1-1
11/7		INDIANA	W	89	86	2-1
11/9		MIAMI	L	89	95	2-2
11/11		at LA Clippers	L	76	89	2-3
11/12		at Portland	W	95	87	3-3
11/14		at Golden State	L	88	92	3-4
11/16		at Sacramento	W	112	96	4-4
11/19		ORLANDO	W	81	72	5-4
11/21	(#)	WASHINGTON	W	101	100	6-4
11/23		at Charlotte	W	101	91	7-4
11/24		LA CLIPPERS	W	104	93	8-4
11/28		CHARLOTTE	W	94	91	9-4
11/30		CLEVELAND	L	111	113	9-5
12/5		DENVER	W	108	104	10-5
12/7		WASHINGTON	W	104	95	11-5
12/8		at Memphis	W	93	83	12-5
12/10		at Miami	L	92	101	12-6
12/12		at Orlando	W	86	80	13-6
12/13		CHARLOTTE	W	113	90	14-6
12/15		GOLDEN STATE	L	93	115	14-7
12/18	(#)	at Washington	W	100	95	15-7
12/19		OKLAHOMA CITY	L	92	100	15-8
12/21		at Philadelphia	L	80	99	15-9
12/22		CHICAGO	W	92	75	16-9
12/26	(#2)	DETROIT	W	126	119	17-9
12/28		at Cleveland	W	102	94	18-9
12/29		INDIANA	W	109	100	19-9
12/31		at Houston	L	104	123	19-10
1/1		at New Orleans	W	95	86	20-10
1/4		at Detroit	L	84	95	20-11
1/5		BOSTON	L	81	89	20-12
1/8		at Minnesota	L	103	108	20-13
1/9		at Cleveland	L	83	99	20-14
1/11		UTAH	W	103	95	21-14
1/12		at Washington	L	83	93	21-15
1/14		at Chicago	L	58	97	21-16
1/16		BROOKLYN	W	109	95	22-16
1/18		at Brooklyn	L	89	94	22-17
1/19		SAN ANTONIO	L	93	98	22-18
1/21		MINNESOTA	W	104	96	23-18
1/23		at Charlotte	W	104	92	24-18
1/25	(#2)	BOSTON	W	123	111	25-18
1/27		at New York	L	104	106	25-19
1/30		TORONTO	W	93	92	26-19
2/2		CHICAGO	L	76	93	26-20
2/5		at Indiana	L	103	114	26-21
2/6		MEMPHIS	W	103	92	27-21
2/8		NEW ORLEANS	L	100	111	27-22
2/11		at Dallas	W	105	101	28-22
2/13		at Orlando	W	108	76	29-22
		ALL-STAR BREAK				
2/20		MIAMI	L	90	103	29-23
2/22		SACRAMENTO	W	122	108	30-23
2/23		at Milwaukee	W	103	102	31-23
2/25		at Detroit	W	114	103	32-23
2/27		at Utah	W	102	91	33-23
3/1		at Phoenix	L	87	92	33-24
3/3		at LA Lakers	L	98	99	33-25
3/4		at Denver	L	88	104	33-26
3/6		PHILADELPHIA	W	107	96	34-26
3/8	(#)	at Boston	L	102	107	34-27
3/9		BROOKLYN	L	80	93	34-28
3/12		at Miami	L	81	98	34-29
3/13		LA LAKERS	W	96	92	35-29
3/15		PHOENIX	W	107	94	36-29
3/17		at Brooklyn	W	105	93	37-29
3/18		DALLAS	L	113	127	37-30
3/20		MILWAUKEE	W	98	90	38-30
3/22		PORTLAND	L	93	104	38-31
3/24		at Milwaukee	W	104	99	39-31
3/25		at Indiana	L	94	100	39-32
3/27		at Toronto	W	107	88	40-32
3/29		at Boston	L	107	118	40-33
3/30		ORLANDO	W	97	88	41-33
4/1		CLEVELAND	W	102	94	42-33
4/3		NEW YORK	L	82	95	42-34
4/5		PHILADELPHIA	L	90	101	42-35
4/6		at San Antonio	L	97	99	42-36
4/10		at Philadelphia	W	124	101	43-36
4/12		MILWAUKEE	W	109	104	44-36
4/16		TORONTO	L	96	113	44-37
4/17		at New York	L	92	98	44-38

ATLANTA
Most points: 139 vs. Utah (3/25)
Least points: 74 at Chicago (1/3)

OPPONENT
Most points: 133 (Utah, 3/25)
Least points: 70 (New Jersey, 12/27)

YEARLY RESULTS: 2013-14

38-44 OVERALL (24-17 at home, 14-27 on the road)

SEASON STATS

	G	Min	FGM	FGA	Pct	FTM	FTA	Pct	Reb	Asst	PF	Stl	Blk	Pts	Avg
Horford	29	958	238	420	.567	58	85	.682	244	76	56	27	44	538	18.6
Millsap	74	2482	483	1047	.461	286	391	.731	627	232	210	129	78	1328	17.9
Teague	79	2542	456	1040	.438	318	376	.846	208	528	158	89	17	1304	16.5
Korver	71	2409	289	609	.475	87	94	.926	282	208	147	70	24	850	12.0
Carroll	73	2341	302	642	.470	109	141	.773	403	134	188	108	21	810	11.1
Williams	60	1445	197	493	.400	152	179	.849	124	210	65	45	4	625	10.4
Scott	80	1482	301	628	.479	103	132	.780	284	75	121	30	7	767	9.6
Mack	73	1490	209	501	.417	64	74	.865	160	271	100	50	2	544	7.5
Antic	50	925	123	294	.418	50	66	.758	209	58	126	19	12	352	7.0
Brand	73	1414	179	332	.539	61	94	.649	361	74	192	40	88	419	5.7
Martin (TOT)	59	870	111	264	.420	48	65	.738	110	33	71	27	7	329	5.6
Martin (ATL)	53	822	106	256	.414	46	61	.754	105	31	68	26	7	314	5.9
Nunnally	4	54	6	18	.333	3	4	.750	8	2	2	1	1	18	4.5
Ayon	26	429	52	102	.510	8	20	.400	125	28	47	25	10	112	4.3
Jamison (TOT)	22	248	29	92	.315	18	25	.720	55	7	29	9	3	84	3.8
Muscala	20	215	31	73	.425	14	14	1.000	52	7	29	3	10	76	3.8
Schröder	49	641	72	188	.383	29	43	.674	60	93	54	17	0	183	3.7
Jenkins	13	158	16	42	.381	4	4	1.000	22	11	11	1	1	40	3.1
Cunningham	5	22	1	2	.500	0	2	.000	1	3	3	0	0	2	0.4
Pittman	2	3	0	1	.000	0	2	.000	3	0	0	0	0	0	0.0

3-pt. field goals: Atlanta 768-2116 (.363) - Korver 185-392 (.472), Carroll 97-268 (.362), Williams 79-231 (.342), Millsap 76-212 (.358), Teague 74-225 (.329), Mack 62-184 (.337), Scott 62-200 (.310), Antic 56-171 (.327), Martin 56-146 (.384), Schröder 10-42 (.238), Horford 4-11 (.364), Jenkins 4-18 (.222), Nunnally 3-10 (.300). Opponents 654-1793 (.365).

RESULTS

(#, overtime; #2, double OT; #3, three OT; #4, four OT) (1) at London, England

Date		Opponent	W/L	Atl.	Opp.	Record
10/30		at Dallas	L	109	118	0-1
11/1		TORONTO	W	102	95	1-1
11/3		at LA Lakers	L	103	105	1-2
11/5		at Sacramento	W	105	100	2-2
11/7		at Denver	L	107	109	2-3
11/9		ORLANDO	W	104	94	3-3
11/11		at Charlotte	W	103	94	4-3
11/13		NEW YORK	L	91	95	4-4
11/15		PHILADELPHIA	W	113	103	5-4
11/16		at New York	W	110	90	6-4
11/19		at Miami	L	88	104	6-5
11/20		DETROIT	W	93	85	7-5
11/22		at Detroit	W	96	89	8-5
11/23		BOSTON	L	87	94	8-6
11/26		ORLANDO	L	92	09	8-7
11/27		at Houston	L	84	113	8-8
11/29		DALLAS	W	88	87	9-8
11/30		at Washington	L	101	108	9-9
12/2		at San Antonio	L	100	109	9-10
12/4		LA CLIPPERS	W	107	97	10-10
12/6		CLEVELAND	W	108	89	11-10
12/10		OKLAHOMA CITY	L	92	101	11-11
12/13	(#)	WASHINGTON	W	101	99	12-11
12/14		at New York	L	106	111	12-12
12/16		LA LAKERS	W	114	100	13-12
12/18		SACRAMENTO	W	124	107	14-12
12/20		UTAH	W	118	85	15-12
12/23	(#)	at Miami	L	119	121	15-13
12/26	(#2)	at Cleveland	W	127	125	16-13
12/28	(#)	CHARLOTTE	W	118	116	17-13
12/29		at Orlando	L	102	109	17-14
12/31		at Boston	W	92	91	18-14
1/3		GOLDEN STATE	L	100	101	18-15
1/4		at Chicago	L	84	91	18-16
1/6		at Brooklyn	L	86	91	18-17
1/8		INDIANA	W	97	87	19-17
1/10		HOUSTON	W	83	80	20-17
1/12		at Memphis	L	101	108	20-18
1/16	(1)	BROOKLYN	L	110	127	20-19
1/20		MIAMI	W	121	114	21-19
1/22		at Orlando	W	112	109	22-19
1/24		SAN ANTONIO	L	79	105	22-20
1/25		at Milwaukee	W	112	87	23-20
1/27		at Oklahoma City	L	109	111	23-21
1/31		at Philadelphia	W	125	99	24-21
2/1		MINNESOTA	W	120	113	25-21
2/4		INDIANA	L	85	89	25-22
2/5		at New Orleans	L	100	105	25-23
2/8		MEMPHIS	L	76	79	25-24
2/11		at Chicago	L	85	100	25-25
2/12		at Toronto	L	83	104	25-26
		ALL-STAR BREAK				
2/18		at Indiana	L	98	108	25-27
2/19		WASHINGTON	L	97	114	25-28
2/21		at Detroit	L	107	115	25-29
2/22		NEW YORK	W	107	98	26-29
2/25		CHICAGO	L	103	107	26-30
2/26		at Boston	L	104	115	26-31
3/2		at Phoenix	L	120	129	26-32
3/5		at Portland	L	78	102	26-33
3/7		at Golden State	L	97	111	26-34
3/8		at LA Clippers	L	108	109	26-35
3/10		at Utah	W	112	110	27-35
3/13		MILWAUKEE	W	102	97	28-35
3/15		DENVER	W	97	92	29-35
3/17		at Charlotte	W	97	83	30-35
3/18	(#)	TORONTO	W	118	113	31-35
3/21		NEW ORLEANS	L	105	111	31-36
3/23		at Toronto	L	86	96	31-37
3/24		PHOENIX	L	95	102	31-38
3/26		at Minnesota	L	83	107	31-39
3/27		PORTLAND	L	85	100	31-40
3/29		at Washington	L	97	101	31-41
3/31		PHILADELPHIA	W	103	95	32-41
4/2		CHICAGO	L	92	105	32-42
4/4		CLEVELAND	W	117	98	33-42
4/6		at Indiana	W	107	88	34-42
4/8		DETROIT	L	95	102	34-43
4/9		BOSTON	W	105	97	35-43
4/11		at Brooklyn	W	93	88	36-43
4/12		MIAMI	W	98	85	37-43
4/14		CHARLOTTE	L	93	95	37-44
4/16		at Milwaukee	W	111	103	38-44

ATLANTA
Most points: 127 at Cleveland (12/26)
Least points: 76 vs. Memphis (2/8)

OPPONENT
Most points: 129 at Phoenix (3/2)
Least points: 79 vs. Memphis (2/8)

YEARLY RESULTS: 2014-15

60-22 OVERALL (35-6 at home, 25-16 on the road)

SEASON STATS

	G	Min	FGM	FGA	Pct	FTM	FTA	Pct	Reb	Asst	PF	Stl	Blk	Pts	Avg
Millsap	73	2390	443	930	.476	255	337	.757	570	223	201	130	69	1218	16.7
Teague	73	2228	408	887	.460	275	319	.862	184	513	139	125	31	1162	15.9
Horford	76	2318	519	965	.638	107	141	.759	544	244	121	68	98	1156	15.2
Carroll	70	2189	318	653	.487	127	181	.702	372	118	154	94	17	883	12.6
Korver	75	2418	292	600	.487	106	118	.898	304	196	140	52	42	911	12.1
Schröder	77	1516	284	665	.427	148	179	.827	164	317	127	49	4	768	10.0
Scott	68	1123	201	453	.444	61	77	.792	199	75	83	25	3	529	7.8
Antic	63	1037	108	296	.365	88	123	.715	189	49	132	18	14	356	5.7
Jenkins	24	297	49	99	.495	16	19	.842	39	13	15	10	0	135	5.6
Mack	55	833	117	292	.401	25	31	.806	79	155	32	30	2	299	5.4
Sefolosha	52	976	104	249	.418	45	58	.776	223	75	67	53	21	278	5.3
Bazemore	75	1324	141	331	.426	60	100	.600	222	78	127	52	33	390	5.2
Muscala	40	502	83	151	.550	22	25	.880	119	25	52	16	19	197	4.9
Daye (TOT)	34	344	50	141	.355	5	6	.833	75	17	39	12	5	129	3.8
Daye (ATL)	8	76	10	26	.385	1	2	.500	14	8	9	4	2	26	3.3
Brand	36	486	42	95	.442	12	23	.522	100	22	54	17	25	96	2.7
Payne	3	19	2	7	.286	1	2	.500	4	0	4	1	0	5	1.7

3-pt. field goals: Atlanta 818-2152 (.380) - Korver 221-449 (.492), Carroll 120-304 (.395), Millsap 77-216 (.356), Teague 71-207 (.343), Scott 66-192 (.344), Antic 52-173 (.301), Schröder 52-148 (.351), Bazemore 48-132 (.364), Mack 40-127 (.315), Sefolosha 25-78 (.321), Jenkins 21-52 (.404), Horford 11-36 (.306), Muscala 9-22 (.409), Daye 5-14 (.357). Opponents 720-2112 (.341).

RESULTS

(#, overtime; #2, double OT; #3, three OT; #4, four OT)

Date		Opponent	W/L	Atl.	Opp.	Record
10/29		at Toronto	L	102	109	0-1
11/1		INDIANA	W	102	92	1-1
11/5		at San Antonio	L	92	94	1-2
11/7	#2	at Charlotte	L	119	122	1-3
11/8		NEW YORK	W	103	96	2-3
11/10		at New York	W	91	85	3-3
11/12		UTAH	W	100	97	4-3
11/14		MIAMI	W	114	103	5-3
11/15		at Cleveland	L	94	127	5-4
11/18		LA LAKERS	L	109	114	5-5
11/21		DETROIT	W	99	89	6-5
11/25		at Washington	W	106	102	7-5
11/26		TORONTO	L	115	126	7-6
11/28		NEW ORLEANS	W	100	91	8-6
11/29		CHARLOTTE	W	105	75	9-6
12/2		BOSTON	W	109	105	10-6
12/3		at Miami	W	112	102	11-6
12/5		at Brooklyn	W	98	75	12-6
12/7		DENVER	W	96	84	13-6
12/8		at Indiana	W	108	92	14-6
12/10		PHILADELPHIA	W	95	79	15-6
12/12		ORLANDO	W	87	81	16-6
12/13		at Orlando	L	99	100	16-7
12/15		CHICAGO	W	93	86	17-7
12/17		at Cleveland	W	127	98	18-7
12/20		at Houston	W	104	97	19-7
12/22		at Dallas	W	105	102	20-7
12/23		LA CLIPPERS	W	107	104	21-7
12/26		MILWAUKEE	L	77	107	21-8
12/27		at Milwaukee	W	90	85	22-8
12/30		CLEVELAND	W	109	101	23-8
1/2		at Utah	W	98	92	24-8
1/3		at Portland	W	115	107	25-8
1/5		at LA Clippers	W	107	98	26-8
1/7		MEMPHIS	W	96	86	27-8
1/9		at Detroit	W	106	103	28-8
1/11		WASHINGTON	W	120	89	29-8
1/13		at Philadelphia	W	105	87	30-8
1/14		at Boston	W	105	91	31-8
1/16		at Toronto	W	110	89	32-8
1/17		at Chicago	W	107	99	33-8
1/19		DETROIT	W	93	82	34-8
1/21		INDIANA	W	110	91	35-8
1/23		OKLAHOMA CITY	W	103	93	36-8
1/25		MINNESOTA	W	112	100	37-8
1/28		BROOKLYN	W	113	102	38-8
1/30		PORTLAND	W	105	99	39-8
1/31		PHILADELPHIA	W	91	85	40-8
2/2		at New Orleans	L	100	115	40-9
2/4		WASHINGTON	W	105	96	41-9
2/6		GOLDEN STATE	W	124	116	42-9
2/8		at Memphis	L	88	94	42-10
2/9		at Minnesota	W	117	105	43-10
2/11		at Boston	L	88	89	43-11
		ALL-STAR BREAK				
2/20		TORONTO	L	80	105	43-12
2/22		at Milwaukee	W	97	86	44-12
2/25		DALLAS	W	104	87	45-12
2/27		ORLANDO	W	95	88	46-12
2/28		at Miami	W	93	91	47-12
3/3		HOUSTON	W	104	95	48-12
3/6		CLEVELAND	W	106	97	49-12
3/7		at Philadelphia	L	84	92	49-13
3/9		SACRAMENTO	W	130	105	50-13
3/11		at Denver	L	102	115	50-14
3/13		at Phoenix	W	96	87	51-14
3/15		at LA Lakers	W	91	86	52-14
3/16		at Sacramento	W	110	103	53-14
3/18		at Golden State	L	95	114	53-15
3/20		at Oklahoma City	L	115	123	53-16
3/22		SAN ANTONIO	L	95	114	53-17
3/25		at Orlando	W	95	83	54-17
3/27		MIAMI	W	99	86	55-17
3/28		at Charlotte	L	100	115	55-18
3/30		MILWAUKEE	W	101	88	56-18
3/31		at Detroit	L	95	105	56-19
4/4		BROOKLYN	W	131	99	57-19
4/7		PHOENIX	W	96	69	58-19
4/8		at Brooklyn	W	114	111	59-19
4/10		CHARLOTTE	W	104	80	60-19
4/12		at Washington	L	99	108	60-20
4/13		NEW YORK	L	108	112	60-21
4/15		at Chicago	L	85	91	60-22

ATLANTA
Most points: 131 vs. Brooklyn (4/4)
Least points: 77 vs. Milwaukee (12/26)

OPPONENT
Most points: 127 at Cleveland (11/15)
Least points: 69 vs. Phoenix (4/7)

YEARLY RESULTS: 2015-16

48-34 OVERALL (27-14 at home, 21-20 on the road)

SEASON STATS

	G	Min	FGM	FGA	Pct	FTM	FTA	Pct	Reb	Asst	PF	Stl	Blk	Pts	Avg
Millsap	81	2647	501	1066	.470	309	408	.757	732	265	237	147	139	1385	17.1
Teague	79	2255	434	988	.439	261	312	.837	214	470	167	97	24	1239	15.7
Horford	82	2631	529	1048	.505	103	129	.798	596	263	163	68	121	1249	15.2
Bazemore	75	2083	320	725	.441	123	151	.815	379	171	176	98	38	872	11.6
Schröder	80	1621	329	781	.421	144	182	.791	204	349	138	70	9	879	11.0
Korver	80	2401	268	616	.435	45	54	.833	260	164	161	60	35	739	9.2
Humphries (TOT)	53	835	121	295	.410	67	84	.798	218	36	94	16	23	343	6.5
Humphries (ATL)	21	295	47	101	.465	32	45	.711	71	13	44	10	7	134	6.4
Sefolosha	75	1758	188	372	.505	62	99	.626	334	107	109	85	37	480	6.4
Hardaway Jr.	51	864	114	265	.430	50	56	.893	86	51	48	21	7	326	6.4
Scott	75	1146	176	376	.468	50	63	.794	206	78	102	25	17	464	6.2
Splitter	36	579	81	155	.523	39	48	.813	120	30	71	20	12	201	5.6
Mack	24	179	40	95	.421	9	12	.750	22	38	7	8	14	93	3.9
Muscala	50	565	76	152	.500	31	39	.795	117	34	72	13	27	195	3.3
Hinrich (TOT)	46	631	49	129	.380	15	16	.938	70	73	64	15	2	137	3.0
Hinrich (ATL)	11	76	2	11	.182	0	0	----	12	14	1	2	1	5	0.5
Holiday	26	263	24	73	.329	5	10	.500	27	11	21	13	4	63	2.4
Patterson	35	395	28	80	.350	16	22	.727	50	39	45	9	2	84	2.4
Tavares	11	73	11	19	.579	3	8	.375	21	3	8	1	6	25	2.3

3-pt. field goals: Atlanta 815-2326 (.350) - Korver 158-396 (.399), Teague 110-275 (.400), Bazemore 109-305 (.357), Horford 88-256 (.344), Schröder 77-239 (.322), Millsap 74-232 (.319), Scott 62-158 (.392), Hardaway 48-142 (.338), Sefolosha 42-124 (.339), Muscala 12-39 (.308), Patterson 12-49 (.245), Holiday 10-45 (.222), Humphries 8-31 (.258), Mack 4-27 (.148), Hinrich 1-6 (.167), Splitter 0-2 (.000). Opponents 679-2008 (.338).

RESULTS

(#, overtime; #2, double OT; #3, three OT; #4, four OT)

Date		Opponent	W/L	Atl.	Opp.	Record
10/27		DETROIT	L	94	106	0-1
10/29		at New York	W	112	101	1-1
10/30		CHARLOTTE	W	97	94	2-1
11/1		at Charlotte	W	94	92	3-1
11/3		at Miami	W	98	92	4-1
11/4		BROOKLYN	W	101	87	5-1
11/6		at New Orleans	W	121	115	6-1
11/7		WASHINGTON	W	114	99	7-1
11/9		MINNESOTA	L	107	117	7-2
11/11		NEW ORLEANS	W	106	98	8-2
11/13		at Boston	L	93	106	8-3
11/15		UTAH	L	96	97	8-4
11/17		at Brooklyn	L	88	90	8-5
11/18		SACRAMENTO	W	103	97	9-5
11/21		at Cleveland	L	97	109	9-6
11/24		BOSTON	W	121	97	10-6
11/25		at Minnesota	L	95	99	10-7
11/27		at Memphis	W	116	101	11-7
11/28		at San Antonio	L	88	108	11-8
11/30		OKLAHOMA CITY	W	106	100	12-8
12/2		TORONTO	L	86	96	12-9
12/4		LA LAKERS	w	100	87	13-9
12/9		at Dallas	W	98	95	14-9
12/10		at Oklahoma City	L	94	107	14-10
12/12		SAN ANTONIO	L	78	103	14-11
12/14		MIAMI	L	88	100	14-12
12/16		PHILADELPHIA	W	127	106	15-12
12/18		at Boston	W	109	101	16-12
12/20		at Orlando	W	103	100	17-12
12/21		PORTLAND	W	106	97	18-12
12/23		DETROIT	W	107	100	19-12
12/26		NEW YORK	W	117	98	20-12
12/28		at Indiana	L	87	93	20-13
12/29		at Houston	W	121	115	21-13
1/3		at New York	L	97	111	21-14
1/5		NEW YORK	L	101	107	21-15
1/7		at Philadelphia	W	126	98	22-15
1/9		CHICAGO	W	120	105	23-15
1/13		at Charlotte	L	84	107	23-16
1/15	#	at Milwaukee	L	101	108	23-17
1/16		BROOKLYN	W	114	86	24-17
1/18		ORLANDO	W	98	81	25-17
1/20		at Portland	W	104	98	26-17
1/21		at Sacramento	L	88	91	26-18
1/23		at Phoenix	L	95	98	26-19
1/25		at Denver	W	119	105	27-19
1/27		LA CLIPPERS	L	83	85	27-20
1/28		at Indiana	L	92	111	27-21
1/31		at Miami	L	87	105	27-22
2/1		DALLAS	W	112	97	28-22
2/3		at Philadelphia	W	124	86	29-22
2/5		INDIANA	W	102	96	30-22
2/7		at Orlando	L	94	96	30-23
2/8	#	ORLANDO	L	110	117	30-24
2/10		at Chicago	W	113	90	31-24
		ALL-STAR BREAK				
2/19		MIAMI	L	111	115	31-25
2/20	#2	MILWAUKEE	L	109	117	31-26
2/22		GOLDEN STATE	L	92	102	31-27
2/26		CHICAGO	W	103	88	32-27
2/28		CHARLOTTE	W	87	76	33-27
3/1	#	at Golden State	L	105	109	33-28
3/4		at LA Lakers	W	106	77	34-28
3/5		at LA Clippers	W	107	97	35-28
3/8		at Utah	W	91	84	36-28
3/10		at Toronto	L	96	104	36-29
3/12		MEMPHIS	W	95	83	37-29
3/13		INDIANA	W	104	75	38-29
3/16		at Detroit	W	118	114	39-29
3/17		DENVER	W	116	98	40-29
3/19		HOUSTON	W	109	97	41-29
3/21		WASHINGTON	L	102	117	41-30
3/23		at Washington	W	122	101	42-30
3/25		MILWAUKEE	W	101	90	43-30
3/26		at Detroit	W	112	95	44-30
3/28		at Chicago	W	102	100	45-30
3/30		at Toronto	L	97	105	45-31
4/1	#	CLEVELAND	L	108	110	45-32
4/5		PHOENIX	W	103	90	46-32
4/7		TORONTO	W	95	87	47-32
4/9		BOSTON	W	118	107	48-32
4/11		at Cleveland	L	94	109	48-33
4/13		at Washington	L	98	109	48-34

ATLANTA
Most points: 127 vs. Philadelphia (12/16)
Least points: 78 vs. San Antonio (12/12)

OPPONENT
Most points: 117 four times
Least points: 75 vs. Indiana (3/13)

YEARLY RESULTS: 2016-17

43-39 OVERALL (23-18 at home, 20-21 on the road)

SEASON STATS

	G	Min	FGM	FGA	Pct	FTM	FTA	Pct	Reb	Asst	PF	Stl	Blk	Pts	Avg
Millsap	69	2343	430	972	.442	311	405	.768	533	252	186	90	62	1246	18.1
Schröder	79	2485	548	1214	.451	218	255	.855	248	499	149	74	16	1414	17.9
Hardaway Jr.	79	2154	415	912	.455	164	214	.766	224	182	103	55	15	1145	14.5
Howard	74	2199	388	613	.633	226	424	.533	940	104	203	64	92	1002	13.5
Ilyasova (TOT)	82	2142	384	890	.431	161	207	.778	481	140	211	58	23	1071	13.1
Ilyasova (ATL)	26	633	93	226	.412	52	65	.800	151	42	73	22	8	270	10.4
Bazemore	73	1963	295	721	.409	119	168	.708	231	177	165	91	52	801	11.0
Korver	32	894	108	246	.439	24	27	.889	89	75	47	23	13	305	9.5
Sefolosha	62	1596	174	395	.441	55	75	.733	270	107	97	96	31	444	7.2
Muscala	70	1237	170	337	.504	49	64	.766	239	95	97	30	41	435	6.2
Prince	59	981	114	285	.400	74	94	.787	157	55	96	43	27	335	5.7
Delaney	73	1248	145	388	.374	75	93	.806	123	193	112	39	1	391	5.4
Dunleavy (TOT)	53	841	93	220	.423	36	45	.800	116	50	67	15	7	275	5.2
Dunleavy (ATL)	30	475	57	130	.438	22	26	.846	69	30	35	9	5	169	5.6
Humphries	56	689	87	214	.407	64	82	.780	206	29	69	15	21	257	4.6
Calderon (TOT)	41	539	55	134	.410	11	12	.917	74	88	36	11	1	141	3.4
Calderon (ATL)	17	247	23	57	.404	7	8	.875	32	37	14	4	0	61	3.6
Bembry	38	371	47	98	.480	6	16	.375	59	29	21	8	5	101	2.7
Scott	18	195	17	59	.288	7	8	.875	37	17	12	4	3	45	2.5
Neal	2	18	0	7	.000	4	4	1.000	1	1	1	0	0	2	2.0
Tavares	1	4	1	1	1.000	0	2	.000	1	0	0	0	0	2	2.0
Patterson	5	40	3	15	.200	2	3	.667	7	6	6	1	0	9	1.8
Kelly	16	110	8	28	.286	5	6	.833	18	8	5	4	5	25	1.6

3-pt. field goals: Atlanta 729-2137 (.341) - Hardaway Jr. 149-417 (.357), Schröder 100-294 (.340), Bazemore 92-266 (.346), Millsap 75-241 (.311), Korver 65-159 (.409), Muscala 46-110 (.418), Sefolosha 41-120 (.342), Dunleavy 33-77 (.429), Prince 33-102 (.324), Ilyasova 32-92 (.348), Delaney 26-110 (.236), Humphries 19-54 (.352), Calderon 8-30 (.267), Kelly 4-10 (.400), Scott 4-27 (.148), Bembry 1-18 (.056), Patterson 1-6 (.167). Opponents 893-2502 (.357).

RESULTS

(#, overtime; #2, double OT; #3, three OT; #4, four OT)

Date		Opponent	W/L	Atl.	Opp.	Record
10/27		WASHINGTON	W	114	99	1-0
10/29		at Philadelphia	W	104	72	2-0
10/31		SACRAMENTO	W	106	95	3-0
11/2		LA LAKERS	L	116	123	3-1
11/4		at Washington	L	92	95	3-2
11/5		HOUSTON	W	112	97	4-2
11/8		at Cleveland	W	110	106	5-2
11/9		CHICAGO	W	115	107	6-2
11/12		PHILADELPHIA	W	117	96	7-2
11/15		at Miami	W	93	90	8-2
11/16		MILWAUKEE	W	107	100	9-2
11/18		at Charlotte	L	96	100	9-3
11/20		at New York	L	94	104	9-4
11/22		NEW ORLEANS	L	94	112	9-5
11/23		at Indiana	W	96	85	10-5
11/25		at Utah	L	68	95	10-6
11/27		at LA Lakers	L	94	109	10-7
11/28		at Golden State	L	100	105	10-8
11/30		at Phoenix	L	107	109	10-9
12/2		DETROIT	L	85	121	10-10
12/3		at Toronto	L	84	128	10-11
12/5		OKLAHOMA CITY	L	99	102	10-12
12/7		MIAMI	W	103	95	11-12
12/9		at Milwaukee	W	114	110	12-12
12/13		ORLANDO	L	120	131	12-13
12/16		at Toronto	W	125	121	13-13
12/17		CHARLOTTE	L	99	107	13-14
12/19		at Oklahoma City	W	110	108	14-14
12/21		MINNESOTA	L	84	92	14-15
12/23		at Denver	W	109	108	15-15
12/26		at Minnesota	L	90	104	15-16
12/28	#	NEW YORK	W	102	98	16-16
12/30		DETROIT	W	105	98	17-16
1/1	#	SAN ANTONIO	W	114	112	18-16
1/4		at Orlando	W	111	92	19-16
1/5		at New Orleans	W	99	94	20-16
1/7		at Dallas	W	97	82	21-16
1/10		at Brooklyn	W	117	97	22-16
1/13		BOSTON	L	101	103	22-17
1/15		MILWAUKEE	W	111	98	23-17
1/16		at New York	W	108	107	24-17
1/18		at Detroit	L	95	118	24-18
1/20		CHICAGO	W	102	93	25-18
1/21		PHILADELPHIA	W	110	93	26-18
1/23		LA CLIPPERS	L	105	115	26-19
1/25		at Chicago	W	119	114	27-19
1/27		WASHINGTON	L	86	112	27-20
1/29	#4	NEW YORK	W	142	139	28-20
2/1		at Miami	L	93	116	28-21
2/2		at Houston	W	113	108	29-21
2/4		ORLANDO	W	113	86	30-21
2/6		UTAH	L	95	120	30-22
2/8		DENVER	W	117	106	31-22
2/10		at Sacramento	L	107	108	31-23
2/13	#	at Portland	W	109	104	32-23
2/15		at LA Clippers	L	84	99	32-24
		ALL-STAR BREAK				
2/24		MIAMI	L	90	108	32-25
2/25		at Orlando	L	86	105	32-26
2/27		at Boston	W	114	98	33-26
3/1		DALLAS	W	100	95	34-26
3/3		CLEVELAND	L	130	135	34-27
3/5		INDIANA	L	96	97	34-28
3/6		GOLDEN STATE	L	111	119	34-29
3/8		BROOKLYN	W	110	105	35-29
3/10		TORONTO	W	105	99	36-29
3/11		at Memphis	W	107	90	37-29
3/13		at San Antonio	L	99	107	37-30
3/16		MEMPHIS	L	91	103	37-31
3/18		PORTLAND	L	97	113	37-32
3/20		at Charlotte	L	90	105	37-33
3/22		at Washington	L	100	104	37-34
3/24		at Milwaukee	L	97	100	37-35
3/26		BROOKLYN	L	92	107	37-36
3/28		PHOENIX	W	95	91	38-36
3/29		at Philadelphia	W	99	92	39-36
4/1		at Chicago	L	104	106	39-37
4/2		at Brooklyn	L	82	91	39-38
4/6		BOSTON	W	123	116	40-38
4/7		at Cleveland	W	114	100	41-38
4/9	#	CLEVELAND	W	126	125	42-38
4/11		CHARLOTTE	W	103	76	43-38
4/12		at Indiana	L	86	104	43-39

ATLANTA
Most points: 142 vs. New York (1/29)
Least points: 68 at Utah (11/25)

OPPONENT
Most points: 139 vs. New York (1/29)
Least points: 72 at Philadelphia (10/29)

YEARLY RESULTS: 2017-18

24-58 OVERALL (16-25 at home, 8-33 on the road)

SEASON STATS

	G	Min	FGM	FGA	Pct	FTM	FTA	Pct	Reb	Asst	PF	Stl	Blk	Pts	Avg
Schröder	67	2078	500	1146	.436	225	265	.849	208	417	147	72	6	1301	19.4
Prince	82	2464	415	975	.426	152	180	.844	389	214	168	85	42	1158	14.1
Bazemore	65	1789	284	676	.420	160	201	.796	248	228	147	100	45	836	12.9
Belinelli	52	1209	199	485	.410	101	109	.927	100	103	41	46	3	591	11.4
Ilyasova	46	1175	184	401	.459	72	90	.800	251	51	92	44	17	501	10.9
Lee	15	404	62	152	.408	22	29	.759	71	29	25	19	1	161	10.7
Collins	74	1785	314	545	.576	133	186	.715	541	98	215	47	80	777	10.5
Dedmon	62	1542	250	477	.524	67	86	.779	489	90	162	40	51	617	10.0
Muscala	53	1060	143	312	.458	57	62	.919	230	51	80	31	27	405	7.6
Dorsey	56	974	144	382	.377	45	63	.714	130	79	63	17	5	405	7.2
Taylor	67	1167	163	390	.418	99	141	.702	94	206	116	34	10	338	6.3
Delaney	54	1014	109	285	.382	74	92	.804	100	163	82	35	6	338	6.3
Babbitt	37	570	80	168	.476	17	22	.773	81	26	47	7	5	226	6.1
Bembry	26	455	53	128	.414	19	33	.576	72	49	38	21	12	136	5.2
Cavanaugh	39	519	67	152	.441	17	21	.810	127	27	61	9	4	183	4.7
Morris	6	98	13	32	.406	0	0	---	16	7	2	2	1	28	4.7
A. White	15	209	25	73	.342	1	4	.250	34	6	12	3	1	69	4.6
Plumlee	55	918	105	180	.583	27	60	.450	228	45	79	17	30	237	4.3
Magette	18	216	15	46	.326	8	8	1.000	19	57	16	8	1	46	2.6
Evans	1	5	1	1	1.000	0	0	---	1	0	1	0	0	2	2.0
Cleveland (TOT)	17	123	8	21	.381	4	6	.667	14	2	23	7	5	23	1.4
Cleveland (ATL)	4	42	4	7	.571	2	2	1.000	4	0	12	1	1	13	3.3
Brussino	4	10	0	2	.000	0	0	---	3	0	0	0	0	0	0.0

3-pt. field goals: Atlanta 917-2544 (.360) - Prince 176-457 (.385), Bazemore 108-274 (.394), Belinelli 92-247 (.372), Schröder 76-262 (.290), Dorsey 72-199 (.362), Muscala 62-167 (.371), Ilyasova 61-170 (.359), Dedmon 50-141 (.355), Babbitt 49-111 (.441), Delaney 46-124 (.371), Cavanaugh 32-89 (.360), Taylor 20-80 (.250), A. White 18-49 (.367), Collins 16-47 (.340), Lee 15-60 (.250), Bembry 11-30 (.367), Magette 8-22 (.364), Cleveland 3-3 (1.000), Morris 2-10 (.200). Opponents 949-2519 (.377).

RESULTS

(#, overtime; #2, double OT; #3, three OT; #4, four OT)

Date		Opponent	W/L	Atl.	Opp.	Record
10/18		at Dallas	W	117	111	1-0
10/20		at Charlotte	L	91	109	1-1
10/22		at Brooklyn	L	104	116	1-2
10/23		at Miami	L	93	104	1-3
10/26		at Chicago	L	86	91	1-4
10/27		DENVER	L	100	105	1-5
10/29		MILWAUKEE	L	106	117	1-6
11/1		at Philadelphia	L	109	119	1-7
11/3		HOUSTON	L	104	119	1-8
11/5		at Cleveland	W	117	115	2-8
11/6		BOSTON	L	107	110	2-9
11/10		at Detroit	L	104	111	2-10
11/11		at Washington	L	94	113	2-11
11/13		at New Orleans	L	105	106	2-12
11/15		SACRAMENTO	W	126	80	3-12
11/18		BOSTON	L	99	110	3-13
11/20		at San Antonio	L	85	96	3-14
11/22		LA CLIPPERS	L	103	116	3-15
11/24		NEW YORK	W	116	104	4-15
11/25		TORONTO	L	78	112	4-16
11/30		CLEVELAND	L	114	121	4-17
12/2		at Brooklyn	W	114	102	5-17
12/4		BROOKLYN	L	90	110	5-18
12/6	#	at Orlando	L	106	110	5-19
12/9		ORLANDO	W	117	110	6-19
12/10		at New York	L	107	111	6-20
12/12		at Cleveland	L	114	123	6-21
12/14		DETROIT	L	91	105	6-22
12/15		at Memphis	L	94	96	6-23
12/18		MIAMI	W	110	104	7-23
12/20		INDIANA	L	95	105	7-24
12/22		at Oklahoma City	L	117	120	7-25
12/23		DALLAS	W	112	107	8-25
12/27		WASHINGTON	W	113	99	9-25
12/29		at Toronto	L	98	111	9-26
12/30		PORTLAND	W	104	89	10-26
1/2		at Phoenix	L	103	104	10-27
1/5		at Portland	L	89	110	10-28
1/7		at LA Lakers	L	113	132	10-29
1/8		at LA Clippers	L	107	108	10-30
1/10		at Denver	W	110	97	11-30
1/12		BROOKLYN	L	105	110	11-31
1/15		SAN ANTONIO	W	102	99	12-31
1/17		NEW ORLEANS	W	94	93	13-31
1/20		CHICAGO	L	97	113	13-32
1/22		UTAH	W	104	90	14-32
1/24		TORONTO	L	93	108	14-33
1/26		at Charlotte	L	110	121	14-34
1/27		WASHINGTON	L	104	129	14-35
1/29		MINNESOTA	W	105	100	15-35
1/31		CHARLOTTE	L	110	123	15-36
2/2		at Boston	L	110	119	15-37
2/4		at New York	W	99	96	16-37
2/6		MEMPHIS	W	108	82	17-37
2/8		at Orlando	L	98	100	17-38
2/9		CLEVELAND	L	107	123	17-39
2/11		DETROIT	W	118	115	18-39
2/13		at Milwaukee	L	92	97	18-40
2/14		at Detroit	L	98	104	18-41
		ALL-STAR BREAK				
2/23		at Indiana	L	93	116	18-42
2/26		LA LAKERS	L	104	123	18-43
2/28		INDIANA	W	107	102	19-43
3/2		GOLDEN STATE	L	109	114	19-44
3/4		PHOENIX	W	113	112	20-44
3/6		at Toronto	L	90	106	20-45
3/9		at Indiana	L	87	112	20-46
3/11		CHICAGO	L	122	129	20-47
3/13		OKLAHOMA CITY	L	107	119	20-48
3/15		CHARLOTTE	L	117	129	20-49
3/17		at Milwaukee	L	117	122	20-50
3/20		at Utah	W	99	94	21-50
3/22		at Sacramento	L	90	105	21-51
3/23		at Golden State	L	94	106	21-52
3/25		at Houston	L	99	118	21-53
3/28		at Minnesota	L	114	126	21-54
3/30		PHILADELPHIA	L	91	101	21-55
4/1		ORLANDO	W	94	88	22-55
4/3		at Miami	L	98	101	22-56
4/4		MIAMI	L	86	115	22-57
4/6		at Washington	W	103	97	23-57
4/8		at Boston	W	112	106	24-57
4/10		PHILADELPHIA	L	113	121	24-58

ATLANTA
Most points: 126 vs. Sacramento (11/15)
Least points: 78 vs. Toronto (11/25)

OPPONENT
Most points: 132 at LA Lakers (1/7)
Least points: 80 vs. Sacramento (11/15)

YEARLY RESULTS: 2018-19

29-53 OVERALL (17-24 at home, 12-29 on the road)

SEASON STATS

	G	Min	FGM	FGA	Pct	FTM	FTA	Pct	Reb	Asst	PF	Stl	Blk	Pts	Avg
Collins	61	1829	465	831	.560	203	266	.763	595	121	199	22	39	1188	19.5
Young	81	2503	525	1256	.418	343	414	.829	301	653	140	72	15	1549	19.1
Prince	55	1552	262	594	.441	95	116	.819	199	118	141	53	19	742	13.5
Bazemore	67	1643	278	691	.402	127	175	.726	261	152	170	89	42	779	11.6
Len	77	1544	320	648	.494	140	216	.648	424	86	200	27	69	854	11.1
Dedmon	64	1609	259	526	.492	92	113	.814	480	90	214	69	71	693	10.8
Lin	51	1003	180	386	.466	142	168	.845	119	181	96	38	7	546	10.7
Huerter	75	2048	275	657	.419	41	56	.732	245	214	155	65	25	727	9.7
Bembry	82	1931	275	616	.446	87	136	.640	358	202	190	105	41	687	8.4
Carter	76	1330	196	468	.419	47	66	.712	194	87	141	44	27	562	7.4
Spellman	46	805	98	244	.402	32	45	.711	194	47	67	26	25	272	5.9
Poythress	21	305	40	81	.494	18	29	.621	76	17	47	4	10	107	5.1
Plumlee	18	173	32	48	.667	16	30	.533	39	17	14	6	4	80	4.4
Davis	9	118	15	22	.682	6	10	.600	36	5	12	3	5	36	4.0
J. Anderson	48	463	64	157	.408	26	35	.743	84	23	48	22	13	178	3.7
Johnson	6	43	8	16	.500	2	2	1.000	8	0	3	2	0	21	3.5
Dorsey	27	251	32	89	.360	16	26	.615	43	17	20	7	1	90	3.3
Adams	34	428	38	110	.345	7	9	.778	60	65	45	14	5	108	3.2
Hamilton	19	204	23	60	.383	3	6	.500	47	22	19	6	1	57	3.0
Humphries	5	56	6	21	.286	0	0	---	11	0	7	1	0	15	3.0
Sibert	1	4	1	1	1.000	0	0	---	0	0	0	0	0	3	3.0
Zeller	2	11	0	2	.000	0	0	---	6	1	4	0	0	0	0.0

3-pt. field goals: Atlanta 1067-3034 (.352) - Young 156-482 (.324), Huerter 136-353 (.385), Prince 123-315 (.390), Carter 123-316 (.389), Bazemore 96-300 (.320), Dedmon 83-217 (.382), Len 74-204 (.363), Collins 55-158 (.348), Bembry 50-173 (.289), Lin 44-132 (.333), Spellman 44-128 (.344), Adams 25-74 (.338), Anderson 24-77 (.312), Dorsey 10-39 (.256), Poythress 9-23 (.391), Hamilton 8-23 (.348), Humphries 3-11 (.273), Johnson 3-6 (.500), Sibert 1-1 (1.000), Davis 0-1 (.000), Zeller 0-1 (.000). Opponents 1013-2820 (.359).

RESULTS

(#, overtime; #2, double OT; #3, three OT; #4, four OT)

Date		Opponent	W/L	Atl.	Opp.	Record
10/17		at New York	L	107	126	0-1
10/19		at Memphis	L	117	131	0-2
10/21		at Cleveland	W	133	111	1-2
10/24		DALLAS	W	111	104	2-2
10/27		CHICAGO	L	85	97	2-3
10/29		at Philadelphia	L	92	113	2-4
10/30		at Cleveland	L	114	136	2-5
11/1		SACRAMENTO	L	115	146	2-6
11/3		MIAMI	W	123	118	3-6
11/6		at Charlotte	L	102	113	3-7
11/7		NEW YORK	L	107	112	3-8
11/9		DETROIT	L	109	124	3-9
11/11		at LA Lakers	L	106	107	3-10
11/13		at Golden State	L	103	110	3-11
11/15		at Denver	L	93	138	3-12
11/17		at Indiana	L	89	97	3-13
11/19		LA CLIPPERS	L	119	127	3-14
11/21		TORONTO	L	108	124	3-15
11/23		BOSTON	L	96	114	3-16
11/25		CHARLOTTE	W	124	123	4-16
11/27		at Miami	W	115	113	5-16
11/28		at Charlotte	L	94	108	5-17
11/30		at Oklahoma City	L	109	124	5-18
12/3		GOLDEN STATE	L	111	128	5-19
12/5		WASHINGTON	L	117	131	5-20
12/8		DENVER	W	106	98	6-20
12/12		at Dallas	L	107	114	6-21
12/14		at Boston	L	108	129	6-22
12/16		at Brooklyn	L	127	144	6-23
12/18		WASHINGTON	W	118	110	7-23
12/21		at New York	W	114	107	8-23
12/23		at Detroit	W	98	95	9-23
12/26		INDIANA	L	121	129	9-24
12/28	#	at Minnesota	W	123	120	10-24
12/29		CLEVELAND	W	111	108	11-24
12/31		at Indiana	L	108	116	11-25
1/2		at Washington	L	98	114	11-26
1/4		at Milwaukee	L	112	144	11-27
1/6		MIAMI	W	106	82	12-27
1/8		at Toronto	L	101	104	12-28
1/9		at Brooklyn	L	100	116	12-29
1/11		at Philadelphia	W	123	121	13-29
1/13		MILWAUKEE	L	114	133	13-30
1/15		OKLAHOMA CITY	W	142	126	14-30
1/19		BOSTON	L	105	113	14-31
1/21		ORLANDO	L	103	122	14-32
1/23		at Chicago	W	121	101	15-32
1/26		at Portland	L	111	120	15-33
1/28		at LA Clippers	W	123	118	16-33
1/30		at Sacramento	L	113	135	16-34
2/1		at Utah	L	112	128	16-35
2/2		at Phoenix	W	118	112	17-35
2/4		at Washington	W	137	129	18-35
2/7		TORONTO	L	101	119	18-36
2/9		CHARLOTTE	L	120	129	18-37
2/10		ORLANDO	L	108	124	18-38
2/12		LA LAKERS	W	117	113	19-38
2/14		NEW YORK	L	91	106	19-39
		ALL-STAR BREAK				
2/22		DETROIT	L	122	125	19-40
2/23		PHOENIX	W	120	112	20-40
2/25		at Houston	L	111	119	20-41
2/27	#	MINNESOTA	W	131	123	21-41
3/1	#4	CHICAGO	L	161	168	21-42
3/3		at Chicago	W	123	118	22-42
3/4		at Miami	L	113	114	22-43
3/6		SAN ANTONIO	L	104	111	22-44
3/9		BROOKLYN	L	112	114	22-45
3/10		NEW ORLEANS	W	128	116	23-45
3/13		MEMPHIS	W	132	111	24-45
3/16		at Boston	L	120	129	24-46
3/17		at Orlando	L	91	101	24-47
3/19		HOUSTON	L	105	121	24-48
3/21		UTAH	W	117	114	25-48
3/23		PHILADELPHIA	W	129	127	26-48
3/26		at New Orleans	W	130	120	27-48
3/29		PORTLAND	L	98	118	27-49
3/31	#	MILWAUKEE	W	136	135	28-49
4/2		at San Antonio	L	111	117	28-50
4/3		PHILADELPHIA	W	130	122	29-50
4/5		at Orlando	L	113	149	29-51
4/7		at Milwaukee	L	107	115	29-52
4/10		INDIANA	L	134	135	29-53

ATLANTA
Most points: 161 vs. Chicago (3/1)
Least points: 85 vs. Chicago (10/27)

OPPONENT
Most points: 168 vs. Chicago (3/1)
Least points: 82 vs. Miami (1/6)

MAJOR TRANSACTIONS: 1968 - 2019

August 27, 2019 ..... Signed Armoni Brooks.
August 23, 2019 ..... Signed Marcus Derrickson.
August 6, 2019 ..... Signed Brandon Goodwin to a two-way contract.
July 31, 2019 ..... Signed Ray Spalding.
July 13, 2019 ..... Requested waivers on Jaylen Adams.
July 11, 2019 ..... Signed Jabari Parker.
July 8, 2019 ..... Acquired Damian Jones and a 2026 second-round draft pick from the Golden State Warriors in exchange for Omari Spellman.
July 7, 2019 ..... Acquired Chandler Parsons from the Memphis Grizzlies in exchange for Solomon Hill and Miles Plumlee.
July 7, 2019 ..... Signed De'Andre Hunter.
July 7, 2019 ..... Signed Bruno Fernando.
July 7, 2019 ..... Acquired Bruno Fernando, the 34th overall pick in the 2019 NBA Draft, from the Philadelphia 76ers, in exchange for the draft rights to Jordan Bone, the 57th overall pick of the 2019 NBA Draft, and two second-round draft picks.
July 7, 2019 ..... Acquired the draft rights to De'Andre Hunter, the fourth overall pick in the 2019 NBA Draft, Solomon Hill, a conditional 2023 second-round pick and the draft rights to Jordan Bone, the 57th overall selection, from the New Orleans Pelicans in exchange for the draft rights to Jaxson Hayes, the eighth overall pick in the 2019 NBA Draft, Nickeil Alexander-Walker, the 17th overall pick, Marcos Louzada Silva, the 35th overall selection and a conditional 2020 first-round pick.
July 6, 2019 ..... Acquired Allen Crabbe, a conditional 2020 first-round pick and the draft rights to Nickeil Alexander-Walker, the 17th overall pick in the 2019 NBA Draft, in exchange for Taurean Prince and a 2021 second-round pick.
July 1, 2019 ..... Signed Charlie Brown Jr. to a two-way contract.
July 1, 2019 ..... Signed Cam Reddish.
June 24, 2019 ..... Acquired Evan Turner from the Portland Trail Blazers in exchange for Kent Bazemore.
June 20, 2019 ..... Selected Cam Reddish (10th overall), Jaxson Hayes (8th overall) and Marcos Louzada Silva (35th overall) in the 2019 NBA Draft.
June 20, 2019 ..... Acquired a 2024 second-round draft pick and cash considerations from the Golden State Warriors in exchange for the 41st overall pick in the 2019 NBA Draft.
June 19, 2019 ..... Acquired a conditional 2024 second-round draft pick and cash considerations from the Miami Heat in exchange for the 44th overall pick in the 2019 NBA Draft.
June 10, 2019 ..... Requested waivers on Deyonta Davis.
April 8, 2019 ..... Signed Deyonta Davis to a multi-year contract.
April 1, 2019 ..... Signed Isaac Humphries for the remainder of the season.
March 29, 2019 ..... Signed Deyonta Davis to a second 10-day contract.
March 19, 2019 ..... Signed Deyonta Davis to a 10-day contract.
March 12, 2019 ..... Signed B.J. Johnson to a second 10-day contract.
March 8, 2019 ..... Signed Tyler Zeller to a 10-day contract.
March 1, 2019 ..... Signed B.J. Johnson to a 10-day contract.
February 20, 2019 ..... Signed Jaylen Adams to a multi-year contract.
February 20, 2019 ..... Signed Jordan Sibert to a 10-day contract.
February 11, 2019 ..... Requested waivers on Jeremy Lin.
February 8, 2019 ..... Requested waivers on Shelvin Mack.
February 8, 2019 ..... Requested waivers on Jabari Bird.
February 7, 2019 ..... Acquired Jabari Bird and cash considerations from the Boston Celtics in exchange for a conditional 2020 second-round pick.
February 7, 2019 ..... Acquired Shelvin Mack from the Memphis Grizzlies in exchange for Tyler Dorsey.
February 7, 2019 ..... Requested waivers on Daniel Hamilton.
October 15, 2018 ..... Exercised fourth-year options on DeAndre' Bembry and Taurean Prince; exercised third-year option on John Collins.
October 13, 2018 ..... Requested waivers on C.J. Anderson, R.J. Hunter and Thomas Robinson.
October 9, 2018 ..... Requested waivers on Isaac Humphries ... Signed C.J. Anderson.
October 8, 2018 ..... Signed Isaac Humphries.
October 2, 2018 ..... Requested waivers on Cole Aldrich.
September 18, 2018 ..... Signed Cole Aldrich.
September 7, 2018 ..... Signed R.J. Hunter.
August 30, 2018 ..... Signed Thomas Robinson.
August 29, 2018 ..... Hawks and State Farm announce 20-year collaboration, including the naming rights to the team's arena.
August 24, 2018 ..... Signed Vince Carter.
August 20, 2018 ..... Signed Daniel Hamilton and Alex Poythress ... Poythress' contract was a two-way contract.
August 3, 2018 ..... Signed Alex Len.
July 30, 2018 ..... Requested waivers on Carmelo Anthony.
July 25, 2018 ..... Acquired Carmelo Anthony and a protected 2022 first-round draft pick, along with Justin Anderson from Philadelphia, in exchange for Mike Muscala, who was traded to the 76ers and Dennis Schroder, who was traded to Oklahoma City ... As part of the transaction, Timothe Luwawu-Cabarrot was traded from Philadelphia to Oklahoma City.
July 21, 2018 ..... Requested waivers on Antonius Cleveland.
July 19, 2018 ..... Requested waivers on Jaylen Morris.
July 19, 2018 ..... Named Noel Gillespie as Head Coach of the Erie BayHawks of the NBA G League.
July 13, 2018 ..... Acquired Jeremy Lin, along with a 2025 second-round pick and the right to swap second-round picks in 2023, from the Brooklyn Nets, in exchange for the rights to Isaia Cordinier and a protected 2020 second-round pick.
July 1, 2018 ..... Signed rookies Trae Young, Kevin Huerter and Omari Spellman.
July 1, 2018 ..... Signed Jaylen Adams to a two-way contract.
June 21, 2018 ..... Acquired Trae Young, the fifth overall pick, along with a 2019 first-round draft pick from the Dallas Mavericks in exchange for the draft rights to Luka Doncic, the third overall selection, while choosing Kevin Huerter (19th overall) and Omari Spellman (30th overall) in the 2018 NBA Draft.
June 8, 2018 ..... Named Melvin Hunt, Chris Jent, Greg Foster, Marlon Garnett and Matt Hill as assistant coaches, and Nate Babcock named as Special Assistant to the Head Coach.
May 11, 2018 ..... Reached agreement in principle with Lloyd Pierce to become team's new head coach.
May 11, 2018 ..... Requested waivers on Tyler Cavanaugh.
April 25, 2018 ..... Parted ways with Head Coach Mike Budenholzer.
April 2, 2018 ..... Signed Damion Lee for the remainder of the season.
April 1, 2018 ..... Signed Jeremy Evans to a 10-day contract.
March 23, 2018 ..... Signed Damion Lee to a second 10-day contract.
March 21, 2018 ..... Signed Jaylen Morris to a multi-year contract.
March 14, 2018 ..... Signed Antonius Cleveland to a multi-year contract.
March 13, 2018 ..... Signed Damion Lee to a 10-day contract.
March 11, 2018 ..... Signed Jaylen Morris to a second 10-day contract.
March 4, 2018 ..... Signed Antonius Cleveland to a second 10-day contract.
February 28, 2018 ..... Signed Jaylen Morris to a 10-day contract.
February 26, 2018 ..... Requested waivers on Ersan Ilyasova.
February 22, 2018 ..... Signed Antonius Cleveland to a 10-day contract.
February 9, 2018 ..... Requested waivers on Marco Belinelli.
February 8, 2018 ..... Requested waivers on Okaro White and Sheldon Mac ... Acquired Okaro White from the Miami Heat in exchange for Luke Babbitt ... Acquired Sheldon Mac and cash considerations from the Washington Wizards in exchange for a protected 2019 second round draft pick.

MAJOR TRANSACTIONS: 1968 - 2019, CONT.

January 15, 2018 ... Signed Andrew White III to a two-way contract.
December 18, 2017 ... Signed Tyler Cavanaugh to a multi-year contract.
December 8, 2017 ... Requested waivers on Nicolas Brussino.
November 5, 2017 ... Signed Tyler Cavanaugh to a two-way contract.
October 20, 2017 ... Named Michelle Leftwich Vice President of Salary Cap Administration.
October 17, 2017 ... Signed free agent Isaiah Taylor.
October 14, 2017 ... Exercised the third-year (2018-19) options on the contracts of DeAndre' Bembry and Taurean Prince ... Requested waivers on Kay Felder and Richard Jefferson ... Acquired Kay Felder, Richard Jefferson, two future second-round draft picks and cash considerations from the Cleveland Cavaliers in exchange for the rights to Dimitrios Agravanis and Sergiy Gladyr.
October 13, 2017 ... Requested waivers on Tyler Cavanaugh, Quinn Cook and Jeremy Evans.
October 6, 2017 ... Requested waivers on John Jenkins and Jordan Mathews.
September 25, 2017 ... Signed free agent John Jenkins ... Waived DeAndre Liggins ... Acquired DeAndre Liggins and cash considerations from the Los Angeles Clippers in exchange for draft considerations.
September 21, 2017 ... Signed free agents Jeremy Eavns and Jordan Mathews.
September 7, 2017 ... Named Rod Higgins College Scout, Brady Howe to Assistant Athletic Trainer, Adam Loiacono Performance Therapist, Dan Martinez Senior Director of Team Operations and Derek Pierce Pro Player Personnel Scout ... Promoted Daniel Bove to Sports Scientist/Assistant Strength & Conditioning Coach, Scottie Parker to Head Athletic Trainer, Zach Peterson to Video Coordinator, Patrick St. Andrews to Assistant Coach and Daniel Starkman to Manager of Basketball Information and Scouting Coordinator.
September 6, 2017 ... Signed free agents Quinn Cook, Josh Magette (two-way contract) and Tyler Cavanaugh.
August 9, 2017 ... Signed Luke Babbitt.
July 31, 2017 ... Requested waivers on Diamond Stone.
July 25, 2017 ... Re-signed Mike Muscala.
July 25, 2017 ... Named Josh Longstaff Head Coach of the Erie BayHawks of the NBA G League.
July 22, 2017 ... Claimed Nicolas Brussino off waivers.
July 21, 2017 ... Re-signed Ersan Ilyasova, and signed Dewayne Dedmon.
July 14, 2017 ... Signed rookie Tyler Dorsey.
July 7, 2017 ... Requested waivers on Jamal Crawford.
July 7, 2017 ... Named Chris Jent as an assistant coach.
July 6, 2017 ... Acquired a 2018 first-round pick, Diamond Stone, Jamal Crawford and cash considerations from the Los Angeles Clippers, as Atlanta sends a 2019 second-round pick to the Denver Nuggets ... As part of the three-team trade, the Clippers receive Denver forward Danilo Gallinari.
July 1, 2017 ... Signed rookie John Collins.
June 30, 2017 ... Requested waivers on Mike Dunleavy.
June 28, 2017 ... Traded Ryan Kelly to the Houston Rockets in exchange for draft considerations.
June 22, 2017 ... Selected John Collins (19th overall), Tyler Dorsey (41st overall) and Alpha Kaba (60th overall) in the 2017 NBA Draft.
June 20, 2017 ... Acquired Marco Belinelli, Miles Plumlee and the 41st overall pick in the 2017 NBA Draft from the Charlotte Hornets in exchange for Dwight Howard and the 31st overall pick in the 2017 NBA Draft.
May 25, 2017 ... Named Travis Schlenk as General Manager/Head of Basketball Operations.
May 5, 2017 ... Announced basketball operations reorganization; Mike Budenholzer continues as head coach while resigning his position as President of Basketball Operations, while Wes Wilcox is named as a special advisor to ownership.
April 11, 2017 ... Named Malik Rose as General Manager of the Erie BayHawks of the NBA Development League.
March 4, 2017 ... Claimed Jose Calderon off waivers.
February 26, 2017 ... Requested waivers on Lamar Patterson.
February 24, 2017 ... Signed Ryan Kelly and Lamar Patterson to multi-year contracts.
February 23, 2017 ... Acquired a future protected second-round draft pick and cash considerations from the Phoenix Suns in exchange for Mike Scott.
February 22, 2017 ... Acquired Ersan Ilyasova from the Philadelphia 76ers in exchange for Tiago Splitter, Miami's protected 2017 second- round draft pick and the right to swap the lesser of Philadelphia's 2017 second-round picks with Atlanta's own 2017 second-round pick.
February 8, 2017 ... Signed Lamar Patterson to a second 10-day contract.
January 29, 2017 ... Signed Lamar Patterson to a 10-day contract.
January 18, 2017 ... Signed Gary Neal to a 10-day contract.
January 18, 2017 ... Acquired the draft rights to Cenk Akyol and a traded player exception from Denver in exchange for Mo Williams.
January 7, 2017 ... Acquired a future first-round draft pick along with Mike Dunleavy and Mo Williams from the Cleveland Cavaliers in exchange for Kyle Korver.
January 6, 2017 ... Requested waivers on Ryan Kelly.
October 31, 2016 ... Signed Ryan Kelly.
October 31, 2016 ... Requested waivers on Edy Tavares.
October 26, 2016 ... Signed Dennis Schröder to a multi-year contract extension.
October 22, 2016 ... Requested waivers on Josh Magette.
October 21, 2016 ... Requested waivers on Will Bynum.
October 20, 2016 ... Requested waivers on Jarrett Jack.
October 19, 2016 ... Requested waivers on Ryan Kelly.
October 17, 2016 ... Requested waivers on Matt Costello.
October 3, 2016 ... Signed Josh Magette.
October 1, 2016 ... Requested waivers on Richard Solomon.
September 20, 2016 ... Signed Will Bynum, Ryan Kelly and Richard Solomon.
July 26, 2016 ... Signed Matt Costello.
July 15, 2016 ... Re-signed Kris Humphries; Signed Jarrett Jack and Malcolm Delaney.
July 15, 2016 ... Signed rookies Taurean Prince and DeAndre' Bembry.
July 12, 2016 ... Requested waivers on Lamar Patterson.
July 12, 2016 ... Signed free agent Dwight Howard.
July 7, 2016 ... Acquired rights to Taurean Prince from the Utah Jazz as part of a three-team trade, with Jeff Teague going to the Indiana Pacers.
July 7, 2016 ... Re-signed Kent Bazemore.
June 29, 2016 ... Picked up contract option on Mike Muscala for 2016-17 season.
June 24, 2016 ... Selected DeAndre' Bembry (21st overall) and Isaia Cordinier (44th overall) in the 2016 NBA Draft ... Atlanta also selected Kay Felder (54th overall) and sent his draft rights to the Cleveland Cavaliers in exchange for cash considerations.
June 2, 2016 ... Promoted Jeff Peterson to Assistant General Manager.
March 1, 2016 ... Signed free agent Kris Humphries.
February 18, 2016 ... Acquired Kirk Hinrich from Chicago as part of a three-team transaction with Shelvin Mack being traded to Utah and Justin Holiday and the Jazz's 2018 second-round draft pick (Denver's selection) traded to Chicago.
October 27, 2015 ... Exercised fourth-year contract options on Tim Hardaway Jr. and Dennis Schröder.
October 24, 2015 ... Waived Earl Barron and DeQuan Jones.
October 22, 2015 ... Waived Terran Petteway.
October 10, 2015 ... Waived Arsalan Kazemi and Edgar Sosa.
September 29, 2015 ... Signed Arsalan Kazemi.
September 25, 2015 ... Signed Earl Barron, DeQuan Jones and Edgar Sosa, and waived Jason Richardson.

MAJOR TRANSACTIONS: 1968 - 2019, CONT.

September 18, 2015 ... Named Michael Blackstone as Assistant General Manager, John Treloar Director of Player Personnel, Malik Rose as Manager of Basketball Operations, Dotun Akinwale as Manager of Scouting, Matt Elijah as Manager of Basketball Administration, Daniel Starkman as Coordinator of Basketball Operations and David Painter as Director of Basketball Facilities ... Promoted Jeff Peterson to Director of Scouting and Naya-Joi Martin to Manager of Player Programs.
August 28, 2015 ... Named Keke Lyles Executive Director of Player Performance, Art Horne Head Athletic Trainer, Mike Roncarati Director of Rehabilitation and Chris Chase Athletic Performance Coach.
August 18, 2015 ... Signed Jason Richardson.
July 24, 2015 ... Signed Lamar Patterson and Terran Petteway.
July 9, 2015 ... Signed Justin Holiday.
July 9, 2015 ... Signed Walter "Edy" Tavares.
July 9, 2015 ... Re-signed Paul Millsap.
July 9, 2015 ... Acquired Tiago Splitter from the San Antonio Spurs in exchange for the draft rights to Georgios Printezis and a future second-round pick.
July 9, 2015 ... Requested waivers on Austin Daye.
June 30, 2015 ... Announced the promotions of Head Coach Mike Budenholzer to President of Basketball Operations and Wes Wilcox to General Manager.
June 25, 2015 ... Acquired Tim Hardway Jr. from the New York Knicks, and selected Marcus Eriksson and Dimitrios Agravanis in the 2015 NBA Draft.
June 24, 2015 ... NBA Board of Governors approves sale of the Hawks to an ownership group led by Tony Ressler.
April 4, 2015 ... Signed Austin Daye to a multi-year contract.
March 25, 2015 ... Signed Austin Daye to a second 10-day contract.
March 15, 2015 ... Signed Austin Daye to a 10-day contract.
March 5, 2015 ... Signed Jarell Eddie to a 10-day contract.
February 10, 2015 ... Traded Adreian Payne to Minnesota in exchange for a future first round draft pick.
October 21, 2014 ... Waived Jarell Eddie and Dexter Pittman.
September 29, 2014 ... Signed Jarell Eddie and Dexter Pittman.
September 23, 2014 ... Re-signed Elton Brand and signed Kent Bazemore.
August 26, 2014 ... Re-signed Mike Scott.
August 22, 2014 ... Re-signed Shelvin Mack.
August 20, 2014 ... Named Charles Lee and Ben Sullivan as assistant coaches.
August 4, 2014 ... Named Neven Spahija assistant coach.
July 25, 2014 ... Signed 2014 first-round pick Adreian Payne.
July 15, 2014 ... Acquired Thabo Sefolosha in a sign-and-trade transaction from the Oklahoma City Thunder, along with the draft rights to Giorgos Printezis in exchange for the draft rights to Sofoklis Schortsanitis.
July 11, 2014 ... Requested waivers on John Salmons.
June 30, 2014 ... Acquired a 2015 second-round pick and John Salmons from Toronto in exchange for Lou Williams and the draft rights to Lucas Nogueira.
June 27, 2014 ... Selected Adreian Payne (15th overall) and Walter Tavares (43rd overall) in the 2014 NBA Draft, later acquiring the draft rights to Lamar Patterson (48th overall) from Milwaukee in exchange for a future second-round pick.
April 13, 2014 ... Steve Koonin named CEO of Atlanta Hawks and Philips Arena.
February 27, 2014 ... Released Dexter Pittman and signed Mike Muscala.
February 22, 2014 ... Requested waivers on Jared Cunningham and signed Dexter Pittman to a 10-day contract.
February 21, 2014 ... Signed Cartier Martin for the remainder of the season and requested waivers on Antawn Jamison.
February 20, 2014 ... Acquired Antawn Jamison from the Los Angeles Clippers in exchange for the draft rights to Cenk Akyol.
February 11, 2014 ... Signed Cartier Martin to a second 10-day contract.
February 1, 2014 ... Signed Cartier Martin to a 10-day contract.
January 22, 2014 ... Signed James Nunnally to a second 10-day contract.
January 11, 2014 ... Signed James Nunnally to a 10-day contract.
January 7, 2014 ... Waived Cartier Martin.
October 31, 2013 ... Exercised the 2014-15 contract option on John Jenkins.
October 26, 2013 ... Waived Eric Dawson.
October 25, 2013 ... Waived Royal Ivey.
October 21, 2013 ... Waived James Johnson.
October 15, 2013 ... Signed free agent Cartier Martin.
October 14, 2013 ... Waived David Lighty, Adonis Thomas and Damien Wilkins.
September 30, 2013 ... Signed Eric Dawson, Royal Ivey, James Johnson, David Lighty, Adonis Thomas and Damien Wilkins.
August 3, 2013 ... Signed DeMarre Carroll.
August 2, 2013 ... Name Jim Thomas assistant coach.
July 29, 2013 ... Awarded Gustavo Ayon off waivers.
July 25, 2013 ... Signed Pero Antic.
July 15, 2013 ... Signed Elton Brand.
July 13, 2013 ... Matched the Milwaukee Bucks' offer sheet for restricted free agent Jeff Teague.
July 12, 2013 ... Signed Kyle Korver to new contract.
July 11, 2013 ... Named Taylor Jenkins assistant coach.
July 11, 2013 ... Signed Dennis Schröder.
July 10, 2013 ... Signed Paul Millsap.
June 27, 2013 ... Selected Dennis Schröder with the 17th pick of the 2013 NBA Draft, also acquiring the rights to Lucas Nogueira (the 16th pick), Mike Muscala (the 44th pick) and Jared Cunningham from Dallas in exchange for the rights to Shane Larkin (the 18th pick) ... Also acquired a 2015 second-round pick from the Utah Jazz in exchange for Raul Neto, and a conditional 2017 second-round pick from the Miami Heat in exchange for James Ennis.
June 15, 2013 ... Named Darvin Ham assistant coach.
June 10, 2013 ... Named Quin Snyder assistant coach.
May 28, 2013 ... Named Mike Budenholzer head coach.
March 26, 2013 ... Signed Shelvin Mack for the remainder of the season.
March 16, 2013 ... Signed Shelvin Mack to a second 10-day contract.
March 6, 2013 ... Waived Jeremy Tyler ... Signed Shelvin Mack to a 10-day contract.
February 21, 2013 ... Acquired Dahntay Jones from Dallas in exchange for Anthony Morrow ... Acquired Jeremy Tyler and cash considerations from Golden State in exchange for future draft considerations.
February 2, 2013 ... Signed Jannero Pargo to a second 10-day contract.
January 21, 2013 ... Signed Jannero Pargo to a 10-day contract.
October 27, 2012 ... Waived James Anderson and Damion James.
October 17, 2012 ... Waived Carldell Johnson.
October 11, 2012 ... Waived Keith Benson and Isma'il Muhammad.
October 1, 2012 ... Signed free agent Isma'il Muhammad.
September 27, 2012 ... Signed free agents James Anderson, Keith Benson, Damion James, Carldell Johnson and Anthony Tolliver.
September 18, 2012 ... Re-signed restricted free agent Ivan Johnson.
September 17, 2012 ... Requested waivers on Jordan Williams.
September 6, 2012 ... Signed second-round draft pick Mike Scott.
August 28, 2012 ... Named Kenny Atkinson Assistant Coach/Player Development, Bob Weiss Assistant Coach/Consultant, Rick Sund Senior Advisor, Basketball Operations and Jeff Watkinson Strength and Conditioning Coach.

MAJOR TRANSACTIONS: 1968 - 2019, CONT.

July 30, 2012 ... Completed a sign-and-trade transaction that sent Willie Green to the LA Clippers in exchange for the rights to Sofoklis Schortsanitis.
July 16, 2012 ... Acquired Kyle Korver from the Chicago Bulls in exchange for cash considerations.
July 16, 2012 ... Requested waivers on Jordan Farmar.
July 12, 2012 ... Signed free agent Lou Williams.
July 11, 2012 ... Acquired Anthony Morrow, Jordan Farmar, DeShawn Stevenson, Johan Petro, Jordan Williams, a first-round pick, a second-round pick and draft considerations from the Brooklyn Nets in exchange for Joe Johnson.
July 11, 2012 ... Acquired Devin Harris from the Utah Jazz in exchange for Marvin Williams.
July 10, 2012 ... Signed John Jenkins.
July 3, 2012 ... Named Wes Wilcox Assistant General Manager.
June 28, 2012 ... Selected John Jenkins (23rd overall) and Mike Scott (43rd overall) in 2012 NBA Draft.
June 25, 2012 ... Danny Ferry named President of Basketball Operations and General Manager.
May 18, 2012 ... Hawks pick up contract option for head coach Larry Drew.
April 27, 2012 ... Ivan Johnson named Eastern Conference Rookie of the Month.
March 26, 2012 ... Joe Johnson named Eastern Conference Player of the Week.
March 15, 2012 ... Hawks trade a 2012 second-round pick to the Golden State Warriors in exchange for cash considerations.
March 1, 2012 ... Signed Erick Dampier for the remainder of the season.
February 19, 2012 ... Signed Erick Dampier to a second 10-day contract.
February 9, 2012 ... Signed Erick Dampier to a 10-day contract.
January 26, 2012 ... Requested waviers on Donald Sloan.
December 23, 2011 ... Requested waivers on Keith Benson, Magnum Rolle, Pape Sy and Brad Wanamaker.
December 22, 2011 ... Signed Willie Green.
December 20, 2011 ... Signed Jannero Pargo.
December 17, 2011 ... Requested waivers on Charles Garcia and Zach Graham.
December 12, 2011 ... Signed Brad Wanamaker.
December 9, 2011 ... Signed second-round pick Keith Benson ... Signed free agents Tracy McGrady, Vladimir Radmanovic, Jerry Stackhouse, Charles Garcia, Zach Graham, Ivan Johnson and Donald Sloan ... Re-signed Jason Collins.
June 23, 2011 ... Selected Keith Benson with the 48th overall pick (2nd round) of the 2011 NBA Draft.
April 11, 2011 ... Signed free agent Magnum Rolle.
February 23, 2011 ... Acquired Kirk Hinrich and Hilton Armstrong from Washington in exchange for Mike Bibby, Maurice Evans, Jordan Crawford and a draft pick.
January 28, 2011 ... Signed Damien Wilkins for the remainder of the season.
January 18, 2011 ... Signed Damien Wilkins to a second 10-day contract.
January 8, 2011 ... Signed Damien Wilkins to a 10-day contract.
January 5, 2011 ... Requested waivers on Damien Wilkins.
December 3, 2010 ... Signed Damien Wilkins.
November 1, 2010 ... Agreed to a multi-year contract extension with Al Horford.
October 20, 2010 ... Released Evan Brock, Richard Delk and Ricardo Marsh.
September 24, 2010 ... Signed Evan Brock, Richard Delk and Ricardo Marsh.
September 15, 2010 ... Signed Pape Sy.
September 8, 2010 ... Named Nick Van Exel as Player Development Instructor.
September 2, 2010 ... Signed Etan Thomas.
July 29, 2010 ... Re-signed Jason Collins.
July 28, 2010 ... Named Kenny Gattison an assistant coach.
July 26, 2010 ... Josh Powell signed to a contract.
July 14, 2010 ... Acquired second-round pick from Phoenix, in exchange for Josh Childress.
July 9, 2010 ... Signed rookie guard Jordan Crawford.
July 8, 2010 ... Re-signed unrestricted free agent Joe Johnson.
July 8, 2010 ... Named Lester Conner, Bob Bender and Tyrone Hill assistant coaches, and Greg Ballard as scout.
June 24, 2010 ... Acquired Jordan Crawford, along with rights to Tibor Pleiss, in a draft night trade from New Jersey, in exchange for the rights to Damion James ... Pleiss' rights are traded to the Oklahoma City Thunder in exchange for cash considerations.
June 18, 2010 ... Philips Arena President Bob Williams named President of the Hawks.
June 13, 2010 ... Larry Drew named head coach.
February 1, 2010 ... Signed Mario West for the remainder of the season.
January 22, 2010 ... Signed Mario West to a second 10-day contract.
January 12, 2010 ... Signed Mario West to a 10-day contract.
January 5, 2010 ... Waived Othello Hunter.
October 21, 2009 ... Waived Garret Siler, Courtney Sims and Mario West.
October 20, 2009 ... Waived Juan Dixon and Mike Wilks.
October 13, 2009 ... Waived Aaron Miles and Frank Robinson.
September 25, 2009 ... Signed Juan Dixon, Othello Hunter, Aaron Miles, Frank Robinson, Garret Siler, Courtney Sims, Mario West and Mike Wilks.
September 2, 2009 ... Signed Jason Collins.
August 25, 2009 ... Signed Joe Smith.
August 7, 2009 ... Re-signed Marvin Williams.
July 20, 2009 ... Signed Jeff Teague.
July 14, 2009 ... Acquired a second-round draft pick, cash and future considerations from Houston in exchange for David Andersen.
July 13, 2009 ... Signed Mike Bibby and Zaza Pachulia to new contracts.
June 25, 2009 ... Acquired Jamal Crawford from Golden State in exchange for Acie Law IV and Speedy Claxton.
June 25, 2009 ... Selected Jeff Teague (19th overall) and Sergiy Gladyr (49th) in the 2009 NBA Draft.
October 14, 2008 ... Requested waivers on Marcus Hubbard and Frank Robinson.
October 4, 2008 ... Waived Olumide Oyedeji.
September 29, 2008 ... Signed free agent Olumide Oyedeji.
September 26, 2008 ... Signed free agents Marcus Hubbard, Frank Robinson and Mario West.
September 25, 2008 ... Exercised the contract options for 2009-10 season on Al Horford and Acie Law IV.
September 24, 2008 ... Named Mark Price Shooting Consultant and Duane Ferrell as Player Relations and Programs Manager.
August 13, 2008 ... Atlanta matches the Memphis Grizzlies offer sheet on Josh Smith, signing him to a new contract.
August 12, 2008 ... Hawks sign free agent Ronald "Flip" Murray.
August 11, 2008 ... Atlanta signs free agents Thomas Gardner and Othello Hunter.
July 30, 2008 ... Hawks sign free agent Randolph Morris.
July 29, 2008 ... Atlanta signs free agent Maurice Evans.
July 16, 2008 ... Hawks name Jim Todd and Tyrone Hill assistant coaches.
June 24, 2008 ... Atlanta signs assistant coaches Larry Drew and Bob Bender to new contracts, and announces the addition of David Pendergraft (Assistant GM/Director of Player Personnel) and Steve Rosenberry (Director of Pro Personnel/College Scouting) to the basketball operations department.
June 13, 2008 ... Hawks sign head coach Mike Woodson to a new contract.
May 28, 2008 ... Atlanta names Rick Sund as General Manager.
March 9, 2008 ... Hawks sign Jeremy Richardson for the remainder of the season.
February 28, 2008 ... Atlanta signs Jeremy Richardson to a second 10-day contract.

MAJOR TRANSACTIONS: 1968 - 2019, CONT.

February 18, 2008 ... Hawks sign Jeremy Richardson to a 10-day contract.
February 16, 2008 ... Atlanta acquires Mike Bibby from Sacramento in exchange for Anthony Johnson, Tyronn Lue, Shelden Williams, Lorenzen Wright and a 2008 second round draft pick.
October 25, 2007 ... Hawks waive Antywane Robinson, Steven Smith and Jamaal Tatum.
October 1, 2007 ... Atlanta signs free agents Antywanie Robinson, Steven Smith, Jamaal Tatum and Mario West.
August 22, 2007 ... Hawks name Alton Lister as an assistant coach.
August 21, 2007 ... Atlanta exercised contract options on Marvin Williams and Shelden Williams for 2008-09 season.
July 9, 2007 ... Hawks sign first-round picks Al Horford and Acie Law IV.
June 28, 2007 ... Atlanta selects Al Horford (third overall) and Aice Law IV (11th overall) in the 2007 NBA Draft.
April 19, 2007 ... Shelden Williams named NBA Eastern Conference Rookie of the Month.
February 22, 2007 ... Hawks acquire Anthony Johnson from Dallas in exchange for a 2007 2nd-round pick.
February 6, 2007 ... Atlanta signs Jeremy Richardson to a second 10-day contract.
January 27, 2007 ... Hawks sign Jeremy Richardson to a 10-day contract.
January 16, 2007 ... Atlanta signs Dijon Thompson to a second 10-day contract.
January 6, 2007 ... Hawks sign Dijon Thompson to a 10-day contract.
January 3, 2007 ... Atlanta waives Cedric Bozeman.
December 28, 2006 ... Hawks sign Slava Medvedenko.
December 23, 2006 ... Atlanta waives Matt Freije.
October 26, 2006 ... Hawks waive Andre Brown and Andreas Glyniadakis.
October 23, 2006 ... Atlanta waives Lionel Chalmers and Kaniel Dickens.
October 3, 2006 ... Promoted Gary Fitzsimmons to VP/Asst. GM, Scott Wilkinson to Asst. GM and Mike McNeive to Director of Basketball Ops.
September 29, 2006 ... Signed Cedric Bozeman, Andre Brown, Lionel Chalmers, Kaniel Dickens, Matt Freije and Andreas Glyniadakis.
August 30, 2006 ... Hawks sign Lorenzen Wright to a contract.
August 28, 2006 ... Atlanta exercises the 2007-08 contract options for Josh Smith, Josh Childress and Marvin Williams.
August 22, 2006 ... Hawks acquire a 2007 first-round pick from the Indiana Pacers, in exchange for Al Harrington and John Edwards.
July 12, 2006 ... Atlanta signs guard Speedy Claxton to a contract.
July 12, 2006 ... Atlanta signs second-round draft pick Solomon Jones to a contract.
July 10, 2006 ... Hawks sign first-round draft pick Shelden Williams to a contract.
June 30, 2006 ... Hawks exercised contract option on Royal Ivey for 2005-06 campaign, and decline Donta Smith's option.
June 29, 2006 ... Atlanta selects Shelden Williams (1st round, 5th overall) and Solomon Jones (2nd round, 33rd overall) in the 2006 NBA Draft.
April 16, 2006 ... Hawks sign Anthony Grundy for the remainder of the season.
April 6, 2006 ... Atlanta signs Anthony Grundy to a second 10-day contract.
March 27, 2006 ... Hawks sign Anthony Grundy to a 10-day contract.
March 12, 2006 ... Atlanta signs James Lang to a second 10-day contract.
March 6, 2006 ... Hawks recall Donta Smith from Arkansas of the NBA Development League.
March 2, 2006 ... Atlanta signs James Lang to a 10-day contract.
February 24, 2006 ... Hawks waive Tony Delk.
January 5, 2006 ... Atlanta waives John Thomas.
December 2, 2005 ... Hawks assign Donta Smith to the Arkansas RimRockers of the NBA Development League.
November 25, 2005 ... Atlanta claims John Thomas off waivers.
October 27, 2005 ... Hawks waive Anthony Grundy and Ajani Williams.
October 13, 2005 ... Atlanta waives Roderick Riley, Mark Strickland and Anthony Wilkins.
October 4, 2005 ... Hawks sign free agents Anthony Grundy, Roderick Riley, Mark Strickland, Anthony Wilkins and Ajani Williams.
September 12, 2005 ... Atlanta signs free agent Esteban Batista.
August 30, 2005 ... Hawks announce signing of Tyronn Lue, Salim Stoudamire and John Edwards.
August 19, 2005 ... Atlanta obtains Joe Johnson from the Phoenix Suns in exchange for Boris Diaw and two conditional first-round picks.
August 11, 2005 ... Hawks sign free agent Zaza Pachulia.
August 3, 2005 ... Atlanta signs Milwaukee's restricted free agent Zaza Pachulia to an offer sheet.
July 12, 2005 ... Hawks sign Marvin Williams to a contract.
July 5, 2005 ... Atlanta releases Obinna Ekezie and James Thomas.
July 1, 2005 ... Hawks decline to pick up the contract option on Peja Drobnjak, making him an unrestricted free agent.
June 28, 2005 ... Atlanta selects Marvin Williams (No. 2), Salim Stoudamire (No. 31) and Çenk Akyol (No. 59) in the 2005 NBA Draft.
April 16, 2005 ... Hawks place James Thomas (back spasms) on the injured list, and activate Kevin Willis.
April 9, 2005 ... Atlanta places Obinna Ekezie (strained left shoulder) on the IL, and signs James Thomas for the remainder of the season.
April 7, 2005 ... Hawks place Al Harrington (right knee tendinitis) on the IL, and activate Michael Stewart.
March 14, 2005 ... Hawks place Michael Stewart (low back spasms) on the IL, and activate Tony Delk.
March 8, 2005 ... Atlanta places Kevin Willis (lower back strain) on the IL, and activates Donta Smith.
March 5, 2005 ... Hawks acitvate Kevin Willis from the IL.
March 1, 2005 ... Atlanta waives Gary Payton.
February 24, 2005 ... Atlanta acquires a 2005 or future first-round pick, Gary Payton, Tom Gugliotta and Michael Stewart from the Boston Celtics in exchange for Antoine Walker ... Atlanta waives Kenny Anderson and Chris Crawford ... Atlanta places Tony Delk (left hand contusion) and Donta Smith (left knee tendinitis) on the injured list.
February 22, 2005 ... Hawks place Kevin Willis (lower back strain) on the IL, and activate Al Harrington.
February 12, 2005 ... Hawks place Kenny Anderson (left hamstring strain) on the IL, and activate Josh Smith.
February 7, 2005 ... Hawks place Al Harrington (right knee tendinitis) on the IL, and activate Kenny Anderson.
February 2, 2005 ... Atlanta places Josh Smith (sprained right ankle) on the IL, and activates Donta Smith.
January 31, 2005 ... Hawks sign Obinna Ekezie for the remainder of the season.
January 29, 2005 ... Atlanta places Kenny Anderson (left calf strain) on the IL, and activates Royal Ivey.
January 24, 2005 ... Hawks place Donta Smith (left knee tendinitis) on the IL, and activate Kevin Willis.
January 20, 2005 ... Hawks sign Obinna Ekezie to a second 10-day contract.
January 19, 2005 ... Hawks place Royal Ivey (right knee tendinitis) on the IL, and activate Tony Delk.
January 10, 2005 ... Atlanta places Kevin Willis (strained lower back) on the IL, and signs Obinna Ekezie to a 10-day contract.
January 6, 2005 ... Atlanta places Tony Delk (left hand contusion/sprain) on the IL, and activates Donta Smith.
December 23, 2004 ... Atlanta acquires Tyronn Lue from the Houston Rockets in exchange for Jon Barry.
December 14, 2004 ... Atlanta waives Jelani McCoy, and activates Royal Ivey from the IL.
November 30, 2004 ... Hawks place Donta Smith (lower back strain) on the IL, and activate Kevin Willis.
November 26, 2004 ... Hawks place Royal Ivey (sprained right medial collateral ligament) on the IL, and activate Donta Smith.
November 19, 2004 ... Atlanta places Kevin Willis (strained right shoulder) on the IL, and activates Tony Delk.
November 8, 2004 ... Hawks waive Anthony Miller and sign Jelani McCoy.
November 1, 2004 ... Hawks place Chris Crawford (torn ACL, right knee), Tony Delk (sore right knee) and Donta Smith (lower back strain) on the IL.
October 28, 2004 ... Hawks waive Lonny Baxter and Donnell Harvey.

MAJOR TRANSACTIONS: 1968 - 2019, CONT.

October 22, 2004 ..... Atlanta signs Donnell Harvey, and waives Reggie Butler, Jeff Myers and Saddi Washington.
October 6, 2004 ..... Atlanta extends the contract of Executive VP and General Manager Billy Knight.
October 5, 2004 ..... Hawks sign Anthony Miller.
October 4, 2004 ..... Atlanta signs Saddi Washington, Reggie Butler, Jeff Myers and Lonny Baxter.
September 22, 2004..... Atlanta signs Kevin Willis.
September 16, 2004..... Hawks sign Kenny Anderson and Jon Barry.
August 24, 2004..... Hawks name Larry Drew, Herb Brown, Bob Bender, Greg Ballard and David Fizdale assistant coaches.
August 16, 2004..... Hawks acquire Predrag Drobnjak from Charlotte for a 2005 second-round pick.
August 4, 2004..... Atlanta acquires Antoine Walker and Tony Delk from Dallas in exchange for Jason Terry, Alan Henderson and a future first-round pick.
July 15, 2004..... Hawks acquire Al Harrington from the Indiana Pacers in exchange for Stephen Jackson (sign-and-trade).
July 12, 2004..... Atlanta signs first-round picks Josh Childress and Josh Smith.
July 8, 2004..... Hawks name Mike Woodson as head coach.
June 24, 2004..... Hawks select Josh Childress (No. 6), Josh Smith (No. 17), Donta Smith (No. 34), Royal Ivey (No. 37) and Viktor Sanikidze (No. 42) in the 2004 NBA Draft ... Hawks trade Sanikidze to the San Antonio Spurs for a 2005 second-round pick, and cash considerations.
May 7, 2004..... Hawks dismiss Terry Stotts from head coaching position.
March 31, 2004..... The Hawks and Philips Arena operating rights are sold to a group of businessmen led by Bruce Levenson and Michael Gearon. Additionally, Bernie Mullin is named President and Chief Executive Officer, Bill Duffy is named Executive Vice President and Chief Financial Officer and Alley Penningroth is named Vice President of Strategic Planning/Special Assistant to the President & CEO ... Additionally, Dominique Wilkins is named Vice President/Basketball.
March 28, 2004..... Atlanta signs Jason Collier for the remainder of the season.
March 18, 2004..... Hawks sign Michael Bradley for the remainder of the season, and sign Jason Collier to a second 10-day contract.
March 15, 2004..... Atlanta waives forward Chris Mills, places center Joel Przybilla on the injured list, and signs center Mamadou N'diaye for the rest of the season.
March 12, 2004..... Hawks announce that a group of businessmen led by Bruce Levenson and Michael Gearon have received NBA approval for transfer of the Hawks' operations.
March 9, 2004..... Atlanta signs forward Josh Davis to a 10-day contract.
March 8, 2004..... Hawks sign forward Jason Collier to a 10-day contract.
March 1, 2004..... Atlanta places forward Chris Mills on the injured list, and activates guard/forward Travis Hansen.
February 28, 2004..... Hawks sign center Mamadou N'diaye to a second 10-day contract.
February 27, 2004..... Atlanta signs forward/center Hiram Fuller to a 10-day contract.
February 25, 2004..... Hawks request waivers on guard Dion Glover.
February 19, 2004..... Atlanta obtains a first-round pick (owed to Detroit from Milwaukee), guard Bob Sura and center Zeljko Rebraca from the Detroit Pistons, as well as forward Chris Mills from the Boston Celtics, with forward Rasheed Wallace going to the Pistons in exchange. As part of the three-team deal, Chucky Atkins, Lindsey Hunter, a first-round pick and cash compensation go from Detroit to Boston in exchange for Mike James.
February 19, 2004..... Hawks request waivers on Terrell Brandon, and place Travis Hansen and Alan Henderson on the injured list.
February 18, 2004..... Hawks request waivers on Michael Doleac, and sign center Mamadou N'diaye to a 10-day contract.
February 15, 2004..... Atlanta acquires Michael Doleac (from the Knicks) and Joel Przybilla (from the Bucks), along with a 2005 second-round draft choice (from the Knicks), in exchange for Nazr Mohammed (to the Knicks) ... In addition, Keith Van Horn goes from New York to Milwaukee, while Tim Thomas goes from the Bucks to the Knicks.
February 9, 2004..... Hawks obtain Rasheed Wallace and Wesley Person from Portland in exchange for Shareef Abdur-Rahim, Theo Ratliff and Dan Dickau.
December 29, 2003..... Atlanta requests waivers on forward Lee Nailon, and activates forward Alan Henderson from the injured list.
November 17, 2003..... Hawks, Braves and Thrashers president Stan Kasten announces his resignation.
November 8, 2003..... Hawks place Alan Henderson on the injured list, and activate Dan Dickau.
October 27, 2003 ..... Hawks place guards Terrell Brandon and Dan Dickau and forward/center Obinna Ekezie on the injured list.
October 27, 2003 ..... Atlanta requests waivers on Randy Holcomb.
October 23, 2003 ..... Hawks requests waivers on Jerry Holman and "Smush" Parker.
October 17, 2003 ..... Hawks request waivers on guard Tierre Brown.
October 3, 2003 ..... Atlanta signs free agent forward Stephen Jackson.
September 29, 2003..... Hawks head coach Terry Stotts names Larry Smith, Jim Boylan, Armond Hill and Mike McNeive as his assistant coaches.
September 26, 2003..... Hawks sign guard Dion Glover to a contract.
September 25, 2003..... Atlanta annouces the re-signing of guard Jason Terry to a contract.
September 16, 2003..... Hawks announce that Turner Broadcasting System, Inc. (TBS, Inc.) and a group of businessmen led by Bruce Levenson and Michael Gearon have signed a binding agreement for transfer of ownership of the Hawks.
September 11, 2003..... Hawks receive notification that guard Jason Terry has signed an offer sheet with the Utah Jazz.
September 4, 2003..... Atlanta signs free agent guard Jacque Vaughn.
August 11, 2003..... Hawks name Billy Knight as General Manager and Terry Stotts as Head Coach.
August 6, 2003..... Hawks assistant coach Alex English accepts an assistant coaching position with the Philadelphia 76ers.

July 23, 2003 ..... Atlanta acquires the contract and services of guard Terrell Brandon from the Timberwolves, and Randy Holcomb from the Philadelphia 76ers, along with a 2007 first-round pick, in exchange for sending forward Glenn Robinson and a 2006 second-round pick to the Sixers, as part of a four-team deal which includes New York and Minnesota.
July 10, 2003 ..... Hawks sign draft picks Boris Diaw and Travis Hansen to contracts.
June 26, 2003..... Atlanta selects guard/forward Boris Diaw in the first round (21st overall) and guard Travis Hansen in the second round (37th overall) of the 2003 NBA Draft.
June 26, 2003..... Hawks extend qualifying offer to restriced free agent Jason Terry.
May 29, 2003..... Hawks assistant coach Steve Henson accepts a position as assistant coach at University of South Florida.

May 1, 2003..... Turner Broadcasting enters letter of intent with David McDavid, providing an exclusive negotiating period for the possible purchase of the Atlanta Hawks, Atlanta Thrashers and the operating rights to Philips Arena.
April 14, 2003..... Hawks sign Mikki Moore for the remainder of the season.
April 3, 2003..... Atlanta signs Mikki Moore to a second 10-day contract.
April 2, 2003..... Hawks relieve VP/GM Pete Babcock of his duties.
March 24, 2003..... Atlanta signs Mikki Moore to a 10-day contract.
March 4, 2003..... Hawks sign Brandon Williams to a second 10-day contract.
February 21, 2003..... Jermaine Jackson signed for the remainder of the season, and Brandon Williams signed to a 10-day contract.
February 10, 2003..... Atlanta signs Jermaine Jackson to a second 10-day contract.
February 2, 2003..... Hawks sign Corey Benjamin to his second 10-day contract.
January 30, 2003..... Atlanta signs Jermaine Jackson to a 10-day contract.
January 24, 2003..... Hawks place Ira Newble on the injured list and activate Chris Crawford.
January 22, 2003..... Atlanta signs Corey Benjamin to a 10-day contract.
January 20, 2003..... Mike Wilks is signed to a second 10-day contract.
January 9, 2003..... Hawks place Chris Crawford on the injured list, and sign Mike Wilks and Paul Shirley to 10-day contracts.
January 7, 2003..... Atlanta requests waivers on guard Mike Wilks.

MAJOR TRANSACTIONS: 1968 - 2019, CONT.

January 3, 2003..... Hawks waive Matt Maloney and activate Dan Dickau from the injured list.
December 26, 2002..... Atlanta relieves head coach Lon Kruger and assistant coach Gar Heard of their duties. Terry Stotts is named head coach, while Alex English is promoted from Director of Player Development to assistant coach, and Steve Henson remains as assistant coach.
December 24, 2002..... Hawks sign guard Mike Wilks.
December 23, 2002..... Guard Emanual Davis is placed on the injured list.
December 10, 2002..... Atlanta waives center Amal McCaskill and activated center Nazr Mohammed.
November 21, 2002..... Hawks place Dan Dickau on the injured list and signed Matt Maloney.
November 9, 2002..... Atlanta releases Antonio Harvey and activated Chris Crawford from the injured list.
October 31, 2002 ..... Nazr Mohammed placed on the injured list, and signed Amal McCaskill.
October 28, 2002 ..... Hawks place Chris Crawford and DerMarr Johnson on the injured list.
October 24, 2002 ..... Atlanta releases Maurice Carter, Rod Grizzard and Paul Shirley from the training camp roster.
October 18, 2002 ..... Hawks release Fred House and George Williams from the training camp roster.
October 11, 2002 ..... Atlanta releases Mario Bennett from the training camp roster.
September 11, 2002..... Hawks re-sign forward Ira Newble.
September 5, 2002..... Atlanta names Harold Ellis as an advance scout.
August 20, 2002..... Hawks name Terry Stotts and Steve Henson as assistant coaches, Alex English as Director of Player Development, and Dominique Wilkins as Player Development Assistant.
August 2, 2002..... Atlanta acquires forward Glenn Robinson from the Milwaukee Bucks in exchange for Toni Kukoc, Leon Smith and a first round draft pick in 2003.
July 11, 2002..... Hawks sign rookie point guard Dan Dickau.
June 26, 2002..... Atlanta acquires the draft rights to Dan Dickau from the Sacramento Kings in exchange for a future first-round draft pick ... Atlanta selects David Andersen in the second round (37th overall) ... The Hawks trade Efthimios Rentzias to Philadelphia for two future second-round picks.
May 17, 2002..... Hawks announce the promotion of Chris Grant to Director of Scouting.
May 15, 2002..... Billy Knight named to newly created position of Director of Basketball Operations.
March 6, 2002..... Atlanta granted an injury exception for Dion Glover, and sign Leon Smith for the remainder of the season.
February 17, 2002..... Hawks place Theo Ratliff (right hip sprain) on the injured list and activate Toni Kukoc.
February 15, 2002..... Atlanta activates Alan Henderson from the injured list.
February 11, 2002..... Ira Newble signed for the remainder of the season.
February 1, 2002..... Hawks sign Ira Newble to a second 10-day contract.
January 29, 2002..... Atlanta signs Mark Strickland for the remainder of the season.
January 24, 2002..... Leon Smith signed to a second 10-day contract.
January 22, 2002..... The NBA suspends Shareef Abdur-Rahim and Jason Terry for three games and one game respectively for their roles in an altercation during the fourth quarter of the Jan. 21 game against Houston ... Hawks place Emanual Davis on the injured list and sign Ira Newble to a 10-day contract.
January 19, 2002..... Atlanta signs Mark Strickland to a second 10-day contract.
January 14, 2002..... Hawks sign Leon Smith to a 10-day contract.
January 10, 2002..... Atlanta activates Theo Ratliff from the injured list and places Toni Kukoc (fractured right wrist) on the injured list.
January 9, 2002..... Chris Crawford (torn ACL, left knee) is placed on the injured list and Mark Strickland is signed to a 10-day contract.
January 7, 2002..... Hawks request waivers on Mark Strickland and Reggie Slater ... Chris Crawford is activated from the injured list.
December 13, 2001..... Atlanta signs Reggie Slater.
November 18, 2001..... Dickey Simpkins is waived.
November 14, 2001..... Hawks sign Dickey Simpkins.
November 13, 2001..... Atlanta signs forward Mark Strickland ... Hawks activate Shareef Abdur-Rahim from the injured list, and in a separate transaction, places forward Chris Crawford (torn ACL, left knee) on the injured list.
November 10, 2001..... Toni Kukoc is activated from the injured list and Shareef Abdur-Rahim (left knee contusion) is placed on the injured list.
November 6, 2001..... Hawks place Toni Kukoc (strained left quadricep muscle) is placed on the injured list.
November 5, 2001..... Atlanta places Theo Ratliff (right hip flexor and slight groin pull) on the injured list.
October 29, 2001 ..... Alan Henderson (inflammation, right knee) is placed on the injured list.
October 26, 2001 ..... Hawks exercise their option on fourth-year contracts of Jason Terry and Dion Glover.
October 24, 2001 ..... Atlanta requests waivers on Ira Newble, Ivano Newbill and Scoonie Penn.
October 9, 2001 ..... Hawks release Juan "Pepe" Sanchez.
October 2, 2001 ..... Free agents Ivano Newbill, Ira Newble, Scoonie Penn and Juan "Pepe" Sanchez signed.
July 30, 2001 ..... Atlanta signs free agent guard Jacque Vaughn.
July 27, 2001 ..... Free agent guard Emanual Davis signs with Atlanta.
July 19, 2001 ..... Hawks agree to terms with free agent center Nazr Mohammed.
June 27, 2001 ..... Atlanta drafts Maryland's Terence Morris with the 34th overall pick in the 2001 NBA Draft, and trades his rights to the Houston Rockets for a future first round pick.
June 27, 2001 ..... Hawks draft Iowa State's Jamaal Tinsley with the 27th overall pick in the 2001 NBA Draft, and trade his rights to the Indiana Pacers for a future first round pick.
June 27, 2001 ..... Hawks reach an agreement in principle to acquire Shareef Abdur-Rahim and the 27th overall pick in the 2001 NBA Draft from the Vancouver Grizzlies in exchange for Brevin Knight, Lorenzen Wright and Pau Gasol, the third overall pick in the 2001 NBA Draft.
March 19, 2001..... Atlanta activates Lorenzen Wright from the injured list.
March 12, 2001..... Pepe Sanchez is waived and Matt Maloney is activated from the injured list.
March 10, 2001..... Hawks place Lorenzen Wright (sprained right thumb) on the injured list.
February 23, 2001 ..... Theo Ratliff (stress fracture, right wrist) is placed on injured list and Hanno Mottola is activated.
February 22, 2001 ..... Atlanta releases Ira Bowman and Larry Robinson from 10-day contracts, and acquires Theo Ratliff, Toni Kukoc, Nazr Mohammed and Pepe Sanchez from the Philadelphia 76ers in exchange for Dikembe Mutombo and Roshown McLeod.
February 16, 2001 ..... Roshown McLeod is placed on the injured list and Ira Bowman is signed to a 10-day contract.
February 14, 2001 ..... Hawks place Matt Maloney (strained right hand) on the injured list.
February 13, 2001 ..... Atlanta places Hanno Mottola (sprained left elbow) on the injured list.
February 5, 2001 ..... Tony Smith is not offered a second 10-day contract and Matt Maloney is activated.
February 2, 2001 ..... Brevin Knight is activated from the injured list.
January 26, 2001 ..... Hawks place Brevin Knight (strained right groin) on the injured list.
January 25, 2001 ..... Sean Colson is waived and Tony Smith is signed to a 10-day contract.
January 18, 2001 ..... Hawks sign Sean Colson to a 10-day contract.
January 17, 2001 ..... Atlanta places Matt Maloney (strained right hand) on the injured list.
January 13, 2001 ..... Atlanta waives Andy Panko, and activates Chris Crawford from the injured list.
January 6, 2001 ..... Alan Henderson is activated from the injured list.
January 5, 2001 ..... Andy Panko is signed to a 10-day contract.
January 2, 2001 ..... Hawks acquire Brevin Knight from the Cleveland Cavaliers in exchange for Jim Jackson, Anthony Johnson and Larry Robinson.
December 26, 2000..... Atlanta activates Jim Jackson from the injured list.
December 19, 2000..... Alan Henderson (sprained left shoulder) is placed on the injured list.
December 15, 2000..... Atlanta places Jim Jackson (sprained right knee) on the injured list and activates Roshown McLeod.

MAJOR TRANSACTIONS: 1968 - 2019, CONT.

December 12, 2000 ..... Hawks place Chris Crawford (sprained left ankle and sore right big toe) on the injured list.
November 28, 2000 ..... Dion Glover activated from injured list.
November 24, 2000 ..... Jim Jackson (sprained medial collateral ligament, right knee) is placed on the injured list.
November 14, 2000 ..... Atlanta places Roshown McLeod on the injured list and Cal Bowdler is activated.
November 8, 2000 ..... Hawks waive Anthony "Pig" Miller, and activate Dikembe Mutombo from the injured list.
October 30, 2000 ..... Cal Bowdler (sprained medial collateral ligament, right knee), Dion Glover (stress fracture, left foot) and Dikembe Mutombo (mild case of malaria) are placed on the injured list, and Roshown McLeod's contract is extended to a fourth year (for the 2001-02 season).
October 28, 2000 ..... Dan Cross, Stephen Howard and Rick Hughes are waived.
October 26, 2000 ..... Free agent Chris Carrawell signs, and is waived.
October 25, 2000 ..... Atlanta signs free agent Stephen Howard.
October 22, 2000 ..... Hawks sign free agents Dan Cross and Rick Hughes.
October 2, 2000 ..... Atlanta signs free agents Pete Chilcutt, Anthony "Pig" Miller, Matt Maloney, Michael Hawkins, Larry Robinson and Jason Sasser to contracts.
August 24, 2000 ..... Hawks name Wally Blase as Athletic Trainer and Tom Smith as assistant trainer/equipment manager.
August 18, 2000 ..... Atlanta signs free agent guard Anthony Johnson to a contract, marking his second tour of duty with the Hawks.
July 26, 2000 ..... Hawks sign second round pick Hanno Möttölä to a contract.
July 14, 2000 ..... Atlanta signs first round pick DerMarr Johnson to a contract.
July 10, 2000 ..... Hawks name Gar Heard as an assistant coach, joining the staff of Lon Kruger.
June 28, 2000 ..... Atlanta selects DerMarr Johnson (sixth overall), Hanno Möttölä (40th overall) and Scoonie Penn (56th overall) in NBA Draft 2000.
June 8, 2000 ..... Hawks name Rick Mahorn and Eric Musselman as assistant coaches to Lon Kruger's staff.
May 25, 2000 ..... Atlanta names former Illinois head coach Lon Kruger as the eighth full-time head coach in Atlanta Hawks history.
April 24, 2000 ..... Head coach Lenny Wilkens elects to resign his position.
March 27, 2000 ..... Hawks sign Drew Barry for the remainder of the season.
March 17, 2000 ..... Atlanta places Isaiah Rider on waivers.
February 25, 2000 ..... Hawks activate Dion Glover from the injured list.
February 24, 2000 ..... Atlanta trades Anthony Johnson to the Orlando Magic in exchange for a future second-round pick.
February 13, 2000 ..... Hawks center Dikembe Mutombo plays in the All-Star game for the sixth time in his career.
January 28, 2000 ..... Hawks place Dion Glover on the injured list and activate Roshown McLeod.
December 30, 1999 ..... Isaiah Rider suspended by the Hawks for one game.
December 22, 1999 ..... Atlanta requests waivers on Brandon Williams and activates LaPhonso Ellis from the injured list.
December 15, 1999 ..... Hawks sign Brandon Williams to a contract.
December 8, 1999 ..... Atlanta places Roshown McLeod (strained hamstring) on the injured list.
November 15, 1999 ..... Hawks suspend Isaiah Rider (violation of team rules) for one game.
November 4, 1999 ..... Atlanta plays their first game ever at Philips Arena, a 119-109 loss to the Milwaukee Bucks.
November 1, 1999 ..... LaPhonso Ellis is placed on the injured list (strained calf).
October 18, 1999 ..... Atlanta requests waivers on Raja Bell, Terik Brown, Tom Wideman and Kevin Jobity.
August 17, 1999 ..... Hawks request waivers on Tyrone Corbin and Duane Ferrell.
August 8, 1999 ..... Atlanta acquires Lorenzen Wright from the Los Angeles Clippers in exchange for two first round draft picks.

August 2, 1999 ..... Hawks acquire guards Isaiah "J.R." Rider and Jim Jackson from the Portland Trail Blazers in exchange for guards Steve Smith and Ed Gray.
July 15, 1999 ..... Hawks sign first round pick Dion Glover to a multi-year contract.
July 14, 1999 ..... Atlanta signs first round picks Jason Terry and Cal Bowdler to multi-year contracts.
June 30, 1999 ..... The Hawks select Arizona's Jason Terry with the 10th overall pick in the 1999 NBA Draft. Cal Bowdler (17th overall), Dion Glover (20th overall), Jumaine Jones (27th overall) and Roberto Bergersen (52nd overall) round out the team's draft picks. Jones (to Philadelphia for a future first round draft pick) and Bergerson (to Portland for cash considerations) are traded on draft night.
June 29, 1999 ..... The Hawks trade guard Mookie Blaylock, along with the 21st pick in the 1999 NBA Draft, to the Golden State Warriors in exchange for guard Vernell "Bimbo" Coles, forward Duane Ferrell and the 10th overall selection.
April 16, 1999 ..... Atlanta activates Steve Smith from the injured list.
April 8, 1999 ..... Hawks sign Jeff Sheppard for the remainder of the season.
April 5, 1999 ..... Atlanta announces the hiring of former Hawks player Jim Washington as Director of Community Affairs.
April 2, 1999 ..... Atlanta places Steve Smith on the injured list.
March 29, 1999 ..... Jeff Sheppard is signed to a second 10-day contract.
March 19, 1999 ..... Hawks sign Jeff Sheppard to a 10-day contract.
March 14, 1999 ..... LaPhonso Ellis is placed on the injured list.
March 4, 1999 ..... Hawks release Jeff Sheppard and activate Steve Smith from the injured list.
February 22, 1999 ..... Atlanta places Steve Smith on the injured list and re-signs Jeff Sheppard.
February 19, 1999 ..... Hawks release Scot Pollard and Shammond Williams.
February 13, 1999 ..... Scot Pollard is activated from the injured list.
February 12, 1999 ..... Atlanta releases Jeff Sheppard.
February 4, 1999 ..... Hawks place Scot Pollard on the injured list.
February 2, 1999 ..... Atlanta releases Kebu Stewart.
February 1, 1999 ..... Hawks sign Grant Long to a contract and request waivers on Bakari Hendrix.
January 30, 1999 ..... Atlanta signs free-agent forward LaPhonso Ellis to a multi-year contract.
January 25, 1999 ..... Hawks release Mitch Henderson, Brian Oliver and Jason Lawson.
January 21, 1999 ..... The Hawks sign free agent guard Anthony Johnson and free agent center Mark West, while reaching agreements with draft picks Roshown McLeod and Shammond Williams.
January 7, 1999 ..... NBA owners ratify collective bargaining agreement, assuring a 1998-99 season.
October 2, 1998 ..... Lenny Wilkens is enshrined into the Naismith Memorial Basketball Hall of Fame as a coach, joining John Wooden as the only people to be inducted twice (once as player, once as coach).
June 24, 1998 ..... The Hawks select Roshown McLeod (20th pick overall) and Cory Carr (49th overall) in the 1998 NBA Draft. Atlanta then trades the draft rights to Carr, along with two future second round draft picks, to Chicago for the rights to Shammond Williams (34th selection overall).
March 10, 1998 ..... Eldridge Recasner is activated from the injured list.
February 27, 1998 ..... Brian Oliver is re-signed to a second 10-day contract.
February 17, 1998 ..... Hawks sign Brian Oliver to a 10-day contract.
February 16, 1998 ..... Lloyd Daniels is released.
February 13, 1998 ..... Hawks sign Lloyd Daniels to a 10-day contract.
February 11, 1998 ..... Drew Barry is signed for the remainder of the season.
January 30, 1998 ..... Hawks sign Drew Barry to a second 10-day contract.
January 27, 1998 ..... Dikembe Mutombo is selected (by fan vote) as the starting center for the Eastern Conference All-Star team, while Steve Smith is added as a reserve by the Eastern Conference coaches.
January 26, 1998 ..... Ed Gray is removed from the suspended list, but remains on the injured list.
January 20, 1998 ..... Hawks activate Mookie Blaylock from the injured list, opt not to sign Randy Livingston to a second 10-day contract and sign Drew Barry to a 10-day contract.
January 19, 1998 ..... Ed Gray is placed on the suspended list (violation of team policies).
January 10, 1998 ..... Hawks sign Randy Livingston to a 10-day contract.

MAJOR TRANSACTIONS: 1968 - 2019, CONT.

January 9, 1998 ..... Mookie Blaylock and Ed Gray are placed on the injured list.
December 19, 1997 ..... Hawks request waivers on Randy Livingston and activate "Pig" Miller from the injured list.
December 9, 1997 ..... Anthony "Pig" Miller is placed on the injured list and Randy Livingston in signed.
November 20, 1997 ..... Hawks request waivers on Randy Livingston and activate Eldridge Recasner.
November 7, 1997 ..... Hawks requested waivers on Donald Whiteside and signed Randy Livingston.
October 30, 1997 ..... Eldridge Recasner is placed on the injured list and request waivers on Ken Norman.
October 28, 1997 ..... Hawks release Matt Steigenga.
October 19, 1997 ..... Drew Barry and Walter Bond are released.
October 9, 1997 ..... Turner Sports and Entertainment Development, Inc. unveils design of the new downtown facility to serve as home of the Hawks and the NHL expansion Thrashers, scheduled to open in September, 1999.
October 8, 1997 ..... Hawks release David Crouse, Chris King and Jared Prickett.
September 29, 1997 ..... Hawks trade Priest Lauderdale to the Denver Nuggets in exchange for Efthimios Rentzias and a second-round selection in 2000.
September 12, 1997 ..... Hawks re-sign free agent Eldridge Recasner to a contract.
August 29, 1997 ..... Hawks Athletic Trainer Joe O'Toole announces his retirement, effective October 1. Strength and Conditioning Coach Chris Tucker is named as his replacement.
August 29, 1997 ..... Mookie Blaylock signs a four-year contract extension, effective after the 1997-98 season.
August 27, 1997 ..... Head Coach Lenny Wilkens is signed to a four-year contract extension, taking him through 2001-02 season.
July 8, 1997 ..... Announced the hiring of Phil Hubbard as an assistant coach, replacing Bill Hanzlik, who was named head coach of the Denver Nuggets.
June 25, 1997 ..... Atlanta selects Ed Gray (1st Round, 22nd overall), along with Alain Digbeu (2nd Round, 50th overall) and Chris Crawford (2nd Round, 51st overall) in the 1997 NBA Draft.
March 25, 1997 ..... Hawks sign Darrin Hancock for the remainder of the season.
March 15, 1997 ..... Darrin Hancock is signed to a second 10-day contract.
March 5, 1997 ..... Signed Darrin Hancock to a 10-day contract.
March 4, 1997 ..... Atlanta released Donnie Boyce.
February 24, 1997 ..... Hawks placed Ken Norman on the injured list and activated Tyrone Corbin.
February 15, 1997 ..... Placed Tyrone Corbin on the injured list and activated Alan Henderson.
February 5, 1997 ..... Christian Laettner and Dikembe Mutombo are named as reserves to the 1997 Eastern Conference All-Star Team. Mutombo started the game, replacing injured starter Patrick Ewing.
January 7, 1997 ..... Requested waivers on Darrin Hancock and Willie Burton and activated Tyrone Corbin.
January 2, 1997 ..... Atlanta signs Darrin Hancock to a contract.
December 31, 1996 ..... Hawks placed Willie Burton on the injured list.
December 20, 1996 ..... Atlanta signs Henry James to a contract.
December 19, 1996 ..... Placed Tyrone Corbin on the injured list.
December 2, 1996 ..... Activated Priest Lauderdale from the injured list.
November 26, 1996 ..... Hawks release Derrick Alston.
November 18, 1996 ..... Released Anthony "Pig" Miller and activated Ken Norman from the injured list.
November 14, 1996 ..... Atlanta signs Anthony "Pig" Miller to a contract.
November 13, 1996 ..... Hawks place Priest Lauderdale on the injured list and sign Derrick Alston to a contract.
November 12, 1996 ..... Atlanta places Alan Henderson on the injured list.
November 4, 1996 ..... Placed Ken Norman on the injured list and signed Willie Burton to a contract.
October 29, 1996 ..... Zarko Paspalj is released.
October 28, 1996 ..... Atlanta requests waivers on Willie Burton, Melvin Booker and Horacio Llamas.
October 2, 1996 ..... Sign Zarko Paspalj, Melvin Booker, Pat Durham and Ivano Newbill to contracts.
September 27, 1996 ..... Sign free agent Eldridge Recasner to a contract.
September 12, 1996 ..... Atlanta signs free agents Tyrone Corbin and Willie Burton to contracts.
September 9, 1996 ..... Hawks sign first round pick Priest Lauderdale to a three-year contract.
September 5, 1996 ..... Atlanta announces that the club has hired Stan Albeck as an assistant coach/scout, replacing Jack Nolan, who took a position as an assistant coach with the Dallas Mavericks.
August 13, 1996 ..... Hawks sign Jon Barry to a one-year contract.
August 9, 1996 ..... Atlanta signs Horacio Llamas to a contract.
August 5, 1996 ..... Hawks re-sign Donnie Boyce to a one-year contract.
July 23, 1996 ..... Atlanta re-signs Steve Smith to a seven-year contract.
June 25, 1996 ..... Atlanta waives Donnie Boyce and Blair Rasmussen, while renouncing veteran free agents Craig Ehlo, Matt Bullard and Reggie Jordan.
July 15, 1996 ..... Atlanta reaches agreement on a multi-year contract with center Dikembe Mutombo and trades Stacey Augmon and Grant Long to the Detroit Pistons in exchange for two first round and two second round draft picks.
June 28, 1996 ..... Hawks elect not to exercise the option on Craig Ehlo's contract, making him a free agent.
June 26, 1996 ..... Hawks draft center Priest Lauderdale with the 28th overall pick in the 1996 NBA Draft.
June 25, 1996 ..... Atlanta trades the 45th and 47th overall picks in the 1996 NBA Draft to the Seattle Sonics in exchange for the 28th overall selection (second to last pick of the first round).
June 12, 1996 ..... The New York Knicks notify the Hawks that they will exercise their option and take Atlanta's first-round pick (19th overall) in the 1996 NBA Draft.
March 26, 1996 ..... Hawks sign Reggie Jordan for the remainder of the season.
March 16, 1996 ..... Atlanta signs Reggie Jordan to a second 10-day contract.
March 9, 1996 ..... Hawks release Todd Mundt and activate Donnie Boyce from the injured list.
March 6, 1996 ..... Atlanta signs Reggie Jordan to a 10-day contract.
March 1, 1996 ..... Hawks release Howard Nathan.
February 22, 1996 ..... Atlanta obtains Christian Laettner and Sean Rooks from the Minnesota Timberwolves in exchange for Andrew Lang and Spud Webb and signs Howard Nathan to a 10-day contract.
February 5, 1996 ..... Hawks release Ronnie Grandison.
January 26, 1996 ..... Atlanta signs Ronnie Grandison to a second 10-day contract.
January 16, 1996 ..... Hawks sign Ronnie Grandison to a 10-day contract.
January 5, 1996 ..... Atlanta releases Tim Kempton.
December 14, 1995 ..... Hawks release Howard Nathan and sign Tim Kempton.
October 30, 1995 ..... Atlanta releases Troy Brown, Cuonzo Martin and Gaylon Nickerson.
October 15, 1995 ..... Hawks release Alex Blackwell.
October 5, 1995 ..... Atlanta signs Stacey Augmon to a five-year contract and second round pick Troy Brown. The Hawks also sign free agents Howard Nathan, Todd Mundt, Matt Bullard and Alex Blackwell prior to the start of training camp.
October 1, 1995 ..... Hawks sign second round pick Donnie Boyce to a two-year contract.
September 25, 1995 ..... Atlanta signs first round pick Alan Henderson to a three-year contract and second-round pick Cuonzo Martin to a one-year deal.
July 1, 1995 ..... Greg Anderson, Jon Koncak, Jim Les and Ennis Whatley become unrestricted free agents, and Stacey Augmon becomes a restricted free agent.
June 29, 1995 ..... Atlanta acquires Anthony "Spud" Webb from the Sacramento Kings in exchange for Tyrone Corbin.
June 28, 1995 ..... The Hawks select Alan Henderson (16th overall), Donnie Boyce (42nd overall), Troy Brown (45th overall) and Cuonzo Martin (57th overall) in the 1995 NBA Draft.
June 27, 1995 ..... Atlanta names Jerry Powell as an assistant coach.
June 23, 1995 ..... Hawks unveil new logo and uniforms for the 1995-96 season.

MAJOR TRANSACTIONS: 1968 - 2019, CONT.

June 19, 1995 ..... Hawks assistant coach Brian Winters is named first coach of the expansion Vancouver Grizzlies.
June 14, 1995 ..... Atlanta informs the Miami Heat of the Hawks' intention of keeping their number one draft selection (16th overall) for the 1995 NBA Draft and as a result, Miami receives Atlanta's number one selection in the 1996 draft.
April 24, 1995 ..... Lenny Wilkens is named head coach of the 1996 US Olympic Team.
March 23, 1995 ..... Activated Craig Ehlo off the injured list and released Morlon Wiley.
March 21, 1995 ..... Sign Ennis Whatley for the remainder of the season.
March 14, 1995 ..... Sign Morlon Wiley to a second 10-day contract.
March 11, 1995 ..... Sign Ennis Whatley to a second 10-day contract.
March 4, 1995 ..... Placed Jim Les on the injured list and signed Morlon Wiley to a 10-day contract.
March 1, 1995 ..... Sign Ennis Whatley to a 10-day contract.
February 24, 1995 ..... Place Craig Ehlo on the injured list.
January 6, 1995 ..... Lenny Wilkens becomes the winningest coach in NBA history with a 112-90 victory over Washington. He earns victory #939, surpassing Red Auerbach.
December 15, 1994 ..... Sign Greg Anderson and release Sergei Bazarevich.
November 29, 1994 ..... Activate Craig Ehlo from the injured list and release Fred Vinson.
November 7, 1994 ..... Acquire Steve Smith, Grant Long and a future second round draft pick from the Miami Heat in exchange for Kevin Willis and a future first round selection.
November 3, 1994 ..... Place Craig Ehlo on the injured list.
September 16, 1994 ..... Atlanta acquires Tyrone Corbin along with a 1995 second-round draft pick from the Utah Jazz in exchange for Adam Keefe.
September 14, 1994 ..... Hawks re-sign free agent Craig Ehlo to a two-year contract with an option year.
August 11, 1994 ..... Hawks sign free agent guard Jim Les to a two-year contract.
June 29, 1994 ..... The Hawks select guard Gaylon Nickerson from NW Oklahoma State with the 34th pick in the second round in the 1994 NBA Draft, the club's only selection. Atlanta's first round pick goes to the Los Angeles Clippers as a result of the Dominique Wilkins/Danny Manning trade.
June 22, 1994 ..... Atlanta acquires Ken Norman from Milwaukee in exchange for the rights to Roy Hinson.
May 13, 1994 ..... Hawks president Stan Kasten announces the club's intentions of building a new arena for the Hawks, perhaps to be ready for the 1999 season, with hopes of drawing an NHL franchise to the building as well.
May 11, 1994 ..... Mookie Blaylock selected to the NBA's All-Defensive First Team.
April 23, 1994 ..... Atlanta clinches its first Central Division title since 1986-87 and home court advantage throughout the Eastern Conference playoffs with a 93-89 win over Orlando in the Hawks' last game of the regular season.
February 24, 1994 ..... Hawks acquire Danny Manning from the Los Angeles Clippers in exchange for Dominique Wilkins and a conditional 1994 or 1995 first round draft pick.
February 15, 1994 ..... Dominique Wilkins becomes the NBA's ninth all-time leading scorer with 23,178 points.
February 10, 1994 ..... Dominique Wilkins becomes the NBA's 10th all-time leading scorer with 23,150 points.
December 16, 1993 ..... Doug Edwards is activated off the injured list.
December 13, 1993 ..... Hawks release John Bagley.
November 26, 1993 ..... Atlanta signs John Bagley.
November 23, 1993 ..... Hawks release Ricky Grace.
November 6, 1993 ..... Atlanta releases Todd Mundt and signs Ricky Grace.
November 2, 1993 ..... Atlanta waives Steve Henson, Rich Manning and Greg Foster.
October 14, 1993 ..... Hawks release Byron Dinkins and Corey Allen.
September 7, 1993 ..... Hawks sign free agent center Andrew Lang to a six-year deal.
July 2, 1993 ..... Hawks sign free agent Craig Ehlo to a three-year deal.
July 1, 1993 ..... Contract offers are tendered to Steve Henson and Greg Foster, and the option year is picked up on the contract of Duane Ferrell.
June 29, 1993 ..... Hawks select Doug Edwards of Florida State with the 15th pick in the first round of the 1993 NBA Draft. With the second pick (40th overall), the club picked Washington's Richard Manning.
June 9, 1993 ..... Guard Mookie Blaylock is signed to a new five-year contract, negating the option year on his previous contract with the New Jersey Nets.
June 1, 1993 ..... Former Cleveland coach Lenny Wilkens becomes the seventh full-time head coach of the Atlanta Hawks. He later names Dick Helm and Brian Winters as his assistants.
May 10, 1993 ..... Bob Weiss' contract as Hawks head coach is not renewed.
April 1, 1993 ..... Randy Breuer signed for the remainder of the season.
March 22, 1993 ..... Randy Breuer signed to his second 10-day contract.
March 10, 1993 ..... Blair Rasmussen placed on the injured list (back) and Randy Breuer is signed to a 10-day contract.
February 2, 1993 ..... Dominique Wilkins becomes the franchise's all-time leading scorer, breaking Bob Pettit's record of 20,880 points. Wilkins ends the 1992-93 season with 22,096 points.
January 25, 1993 ..... Blair Rasmussen is activated and Alex Stivrins is released.
January 20, 1993 ..... Alex Stivrins signed to his second 10-day contract.
January 12, 1993 ..... Dominique Wilkins is activated and Blair Rasmussen is placed on the injured list (back).
January 10, 1993 ..... Alex Stivrins signed to a 10-day contract.
January 6, 1993 ..... Blair Rasmussen is activated, and the club releases Andre Spencer and Alex Stivrins.
January 1, 1993 ..... Hawks sign Alex Stivrins and release Morlon Wiley.
December 24, 1992 ..... Blair Rasmussen is placed on the injured list (back) and the club signs Andre Spencer.
December 22, 1992 ..... Dominique Wilkins is placed on the injured list (fractured finger) and the club signs Steve Henson.
December 15, 1992 ..... Jeff Sanders is released and Atlanta signs Greg Foster.
November 5, 1992 ..... Ronnie Coleman is released from training camp.
November 3, 1992 ..... Hawks obtain Mookie Blaylock and Roy Hinson from New Jersey for Rumeal Robinson. In addition, the team waives Rodney Monroe, Elmer Bennett and Dan Cyrulik.
October 15, 1992 ..... LaKeith Humphrey and Mark Strickland are released from training camp.
August 28, 1992 ..... Gary Wortman named Assistant Coach and Director of Scouting.
August 14, 1992 ..... Hawks sign Paul Graham to a two-year contract with an option. The club confirms Alexander Volkov has signed a contract with Panasonic Reggio Calabria in Italy.
August 13, 1992 ..... Former Director of Scouting Ed Badger joins Indiana as an assistant coach.
July 11, 1992 ..... Hawks sign Adam Keefe to a five-year contract, replacing the salary of guard Maurice Cheeks.
June 24, 1992 ..... Hawks select Stanford's Adam Keefe with the 10th pick in the first round of the 1992 NBA Draft. Notre Dame's Elmer Bennett is Atlanta's choice in the second round.
March 23, 1992 ..... Rookie forward Stacey Augmon scores the NBA's 6,000,000th point in the second quarter on a layup against Golden State.
March 17, 1992 ..... Signed Jeff Sanders to a contract for remainder of the season.
March 7, 1992 ..... Signed Jeff Sanders to second 10-day contract.
February 26,1992 ..... Placed Dominique Wilkins on the injured list and signed Jeff Sanders to a 10-day contract.
February 9,1992 ..... Kevin Willis registers eight points and four rebounds in 14 minutes in his first All-Star Game appearance.
January 30,1992 ..... Dominique Wilkins undergoes successful surgery on his right Achilles tendon at the Hughston Sports Medicine Hospital in Columbus, GA.
January 28, 1992 ..... Hawks forward Dominique Wilkins is named as a reserve to the Eastern Conference All-Star team. In the second quarter (5:32 left) of that night's game against Philadelphia, Wilkins suffers a ruptured Achilles tendon. The injury forces him to miss the remainder of the 1991-92 season.
January 2, 1992 ..... Released Gary Leonard and signed Morlon Wiley.

MAJOR TRANSACTIONS: 1968 - 2019, CONT.

November 25, 1991 ..... Kevin Willis named Edge/NBA Player of the Week.
November 12, 1991 ..... Travis Mays is lost for season after ankle surgery to repair two torn tendons.
November 8, 1991 ..... Placed Travis Mays on injured list and signed Paul Graham.
October 31, 1991 ..... Released Paul Graham from training camp.
October 30, 1991 ..... Released guards Clifford Lett and Darren Henrie and center Dave Popson from training camp.
October 2, 1991 ..... Hawks obtain Maurice Cheeks from New York for Tim McCormick.
August 13, 1991 ..... Hawks name Bob Weinhauer assistant coach, replacing Kevin Loughery who joined the Miami Heat as their head coach on June 27, 1991.
July 1, 1991 ..... Hawks obtain Blair Rasmussen from Denver for the draft rights to Anthony Avent (15th overall pick), and Travis Mays from Sacramento for Anthony "Spud" Webb.
June 26, 1991 ..... Hawks trade Glenn "Doc" Rivers to L.A. Clippers for rights to the ninth pick in the 1991 NBA Draft.
April 1, 1991 ..... Hawks waive Trevor Wilson.
March 13, 1991 ..... Hawks place Trevor Wilson on injured list and activate Gary Leonard.
March 1, 1991 ..... Hawks sign free agent Gary Leonard and place him on the suspended list.
November 13, 1990 ..... Hawks activate Jon Koncak from injured list and waive Howard Wright.
November 2, 1990 ..... Hawks place Jon Koncak on injured list and re-sign Duane Ferrell.
November 1, 1990 ..... Hawks place Alexander Volkov on injured list after undergoing surgery on his fractured wrists.
October 31, 1990 ..... Hawks waive Duane Ferrell and Darren Henrie from training camp roster.
October 19, 1990 ..... Hawks waive Stephen Bardo and Scott Haffner from training camp roster.
October 2, 1990 ..... Hawks waive Henry Turner and Lanard Copeland from training camp roster.
September 27, 1990 ..... Hawks trade Kenny Smith and Roy Marble to Houston for Tim McCormick and John Lucas.
June 19, 1990 ..... Bob Weiss names Kevin Loughery and Johnny Davis as his new assistant coaches.
May 22, 1990 ..... Bob Weiss replaces Michael Fratello as the sixth Atlanta head coach.
April 23, 1990 ..... Michael Fratello resigns as Hawks head coach.
March 15, 1990 ..... Glenn Rivers returns from injured list, Mike Williams is released and Duane Ferrell is signed for remainder of the season.
March 6, 1990 ..... Jon Koncak returns from injured list and Duane Ferrell is signed to a second 10-day contract.
February 22, 1990 ..... Roy Marble placed on NBA's suspended list and Duane Ferrell is signed to a 10-day contract.
February 15, 1990 ..... Hawks release Haywoode Workman.
February 14, 1990 ..... Atlanta names Pete Babcock general manager replacing Stan Kasten who retains title of team president.
February 13, 1990 ..... Hawks obtain Kenny Smith and Mike Williams from Sacramento in exchange for Antoine Carr, Sedric Toney and Hawks second round pick in 1991.
February 6, 1990 ..... John Battle returns from injured list and Haywoode Workman is signed to a second 10-day contract.
February 1, 1990 ..... Hawks place Jon Koncak on injured list.
January 26, 1990 ..... Hawks sign John Long for remainder of the season, place Glenn Rivers on injured list (herniated disk in his lower back) and sign Haywoode Workman to a 10-day contract.
January 19, 1990 ..... Cliff Levingston returns from injured list.
January 15, 1990 ..... Hawks sign John Long to a second 10-day contract.
January 6, 1990 ..... Hawks place John Battle on injured list after undergoing arthroscopic knee (left) surgery and sign Wes Matthews to a 10-day contract.
January 5, 1990 ..... Hawks place Cliff Levingston on injured list after suffering injury to his right knee and sign John Long to a 10-day contract.
November 2, 1989 ..... Hawks release Haywoode Workman, Duane Ferrell and Mitch McMullen from training camp roster.
March 7, 1989 ..... Dudley Bradley returns to active roster and Hawks do not re-sign Pace Mannion.
February 24, 1989 ..... Hawks sign Pace Mannion to a second 10-day contract.
February 14, 1989 ..... Hawks place Dudley Bradley on injured list due to reactive inflammatory arthritis in his right knee, and as a result, sign Pace Mannion to a 10-day contract.
November 4, 1988 ..... Hawks place Kevin Willis on injured list with a Jones fracture of the fifth metatarsal of his left foot.
October 7, 1988 ..... Hawks sign free agents Dudley Bradley, Ray Tolbert and Duane Ferrell to contracts.
August 16, 1988 ..... Hawks sign unrestricted free agent Moses Malone to a three-year contract.
June 27, 1988 ..... Hawks acquire veteran guard Reggie Theus and 1988 third round pick from Sacramento in exchange for Randy Wittman and 1988 first round pick.
June 13, 1988 ..... Assistant Coach Don Chaney resigns to become head coach of Houston Rockets.
March 25, 1988 ..... Leon Wood signs for remainder of season.
March 15, 1988 ..... Hawks sign free agent guard Leon Wood to second 10-day contract. Jon Koncak placed on injured list with torn right knee ligaments suffered 2/12/88 at Detroit. John Battle activated from injured list.
March 4, 1988 ..... Hawks sign veteran free agent guard Leon Wood to 10-day contract.
February 22, 1988 ..... Hawks sign Ennis Whatley to second 10-day contract.
February 11, 1988 ..... Hawks sign veteran free agent guard Ennis Whatley to 10-day contract.
December 15, 1987 ..... Chris Washburn obtained from Warriors in exchange for rights to Ken Barlow, Hawks top pick in 1986 draft.
December 14, 1987 ..... Mike McGee traded to Kings in exchange for second round draft picks in 1991 and 1995.
November 3, 1987 ..... Hawks trade 1987 top pick Dallas Comegys to Nets in exchange for second round pick in 1990.
June 10, 1987 ..... Don Chaney appointed assistant coach.
May 30, 1987 ..... Willis Reed resigns and accepts assistant coaching position with Sacramento Kings under Bill Russell.
March 13, 1987 ..... Anthony "Spud" Webb is activated from list after missing 44 games and Scott Hastings is placed on injured list due to nagging knee problems.
March 2, 1987 ..... Scott Hastings is activated from list and Gus Williams is placed on injured list due to a strained back.
February 23, 1987 ..... Jerome Henderson's 10-day contract expires and he is not re-signed.
February 14, 1987 ..... Hawks sign center Jerome Henderson of the Pensacola Tornadoes of the CBA to a 10-day contract. Tree Rollins is placed on the injured list.
February 11, 1987 ..... Tree Rollins breaks big toe on right foot in game with Clippers.
January 6, 1987 ..... Hawks sign veteran free agent guard Gus Williams for the remainder of the season.
January 4, 1987 ..... Mike Wilson is not signed to a second 10-day contract when first expires.
December 27, 1986 ..... Anthony "Spud" Webb is placed on injured list and Hawks sign guard Mike Wilson to a 10-day contract.
December 23, 1986 ..... Anthony "Spud" Webb undergoes knee surgery at the Hughston Sports Medicine Clinic in Columbus, GA for torn cartilage in right knee.
December 5, 1986 ..... Anthony "Spud" Webb injures right knee at Indiana.
November 25, 1986 ..... Hawks waive Cedric Henderson and activate Antoine Carr.
November 6, 1986 ..... Hawks' President and General Manager Stan Kasten is named President of the Atlanta Braves Baseball Club.
November 1, 1986 ..... Hawks open season with forward Antoine Carr on injured list due to burns suffered on right leg in accident during the preseason.
October 3, 1986 ..... Lorenzo Charles elects to play season in Italy.
September 23, 1986 ..... Dominique Wilkins signs new five-year contract with Hawks.
September 10, 1986 ..... Hawks name Brian Hill an assistant coach.
August 20, 1986 ..... Assistant coach Ron Rothstein resigns to accept top assistant position with the Detroit Pistons.
August 7, 1986 ..... Hawks sign head coach Mike Fratello to a four-year contract.
February 21, 1986 ..... Hawks activate Lorenzo Charles from injured list and place Antoine Carr on injured list.
February 9, 1986 ..... Hawks acquire Johnny Davis from Cavs in exchange for Eddie Johnson.
January 29, 1986 ..... Mike Glenn joins the Milwaukee Bucks after Atlanta allows offer sheet to lapse.
January 14, 1986 ..... Hawks activate Antoine Carr and place Lorenzo Charles on injured list.
January 11, 1986 ..... Free agent Mike Glenn signed to an offer sheet by the Milwaukee Bucks.

MAJOR TRANSACTIONS: 1968 - 2019, CONT.

December 4, 1985 ..... Hawks waive Ray Williams and activate Glenn Rivers from injured list.
November 4, 1985 ..... Hawks waive Sedric Toney and activate Eddie Johnson.
October 28, 1985 ..... Hawks sign free agent Eddie Johnson.
October 25, 1985 ..... Hawks sign free agent Ray Williams.
May 7, 1985 ..... Willis Reed appointed assistant coach.
February 22, 1985 ..... Hawks activate Glenn Rivers.
February 15, 1985 ..... Hawks do not re-sign Stewart Granger or Charlie Criss and activate Mike Glenn.
February 5, 1985 ..... Hawks place guard Glenn Rivers on the injured reserve list and sign Charlie Criss to a 10-day contract. Hawks also sign Stewart Granger to his second 10-day contract.
January 26, 1985 ..... Hawks sign Stewart Granger to a 10-day contract and elect not to sign Sidney Lowe for the remainder of the season.
January 16, 1985 ..... Hawks place guard Mike Glenn on the injured list and sign Sidney Lowe to his second 10-day contract.
January 2, 1985 ..... Hawks activate forward Antoine Carr.
December 20, 1984 ..... Hawks sign Sidney Lowe to a 10-day contract.
December 18, 1984 ..... Hawks activate guard Randy Wittman and release guards Walker Russell and Sidney Lowe.
November 26, 1984 ..... Hawks place forward Antoine Carr on the injured list for a broken left thumb and sign guard Sidney Lowe.
November 7, 1984 ..... Hawks activate Scott Hastings and release Leo Rautins.
October 31, 1984 ..... Hawks sign guard Walker Russell and release guard Jerry Eaves.
October 26, 1984 ..... Hawks sign guard Mike Glenn and to make room for him on the roster waive guard Walker Russell. Hawks start the season with Randy Wittman and Scott Hastings on the injured reserve list due to knee surgery.
October 16, 1984 ..... Hawks sign free agent guard Jerry Eaves.
October 15, 1984 ..... Hawks sign free agent guard Leo Rautins.
September 5, 1984 ..... Hawks sign Antoine Carr to a multi-year contract.
August 8, 1984 ..... Hawks acquire Stewart Granger and John Garris from Cleveland in exchange for Johnny Davis.
July 24, 1984 ..... Hawks sign top 1984 draft choice Kevin Willis.
July 19, 1984 ..... Hawks announce plans to play 12 games in 84-85 in New Orleans.
July 11, 1984 ..... Hawks sign free agent guard Walker Russell.
June 18, 1984 ..... Hawks acquire Cliff Levingston, the rights to Antoine Carr and second round draft picks in 1986 and 1987 from Detroit in exchange for Dan Roundfield.
February 4, 1984 ..... Hawks sign free agent Charlie Criss.
December 20, 1983 ..... Hawks sign free agent Mark Landsberger.
July 10, 1983 ..... Hawks name Ron Rothstein an assistant coach.
July 6, 1983 ..... Hawks acquire rights to Randy Wittman from Bullets in exchange for Tom McMillen.
July 5, 1983 ..... Hawks appoint Bob Reinhart an assistant coach.
June 29, 1983 ..... Hawks acquire Sly Williams and cash from Knicks in exchange for cash and a second round draft pick in 1984.
June 9, 1983 ..... Michael Fratello named head coach.
March 18, 1983 ..... Hawks sign free agent Randy Smith.
February 15, 1983 ..... Hawks obtain forward Rickey Brown from Golden State in exchange for cash and a second round draft pick in 1984.
February 13, 1983 ..... Hawks trade Steve Hawes to Seattle for Ray Tolbert. Hawks then send Tolbert to Detroit in exchange for two second round draft picks.
February 12, 1983 ..... Hawks obtain Scott Hastings and cash from Knicks in exchange for Rory Sparrow.
December 21, 1982 ..... Hawks obtain Johnny Davis from the Pacers in exchange for cash and a second-round pick in 1983.
October 21, 1982 ..... Hawks sign 1982 top pick Keith Edmonson.
September 27, 1982 ..... Hawks obtain George Johnson from San Antonio in exchange for Jim Johnstone and Hawks' second round picks in 1983 and 1985.
September 3, 1982 ..... Hawks acquire Dominique Wilkins from the Jazz in exchange for John Drew, Freeman Williams and cash.
June 30, 1982 ..... Hawks acquire draft rights to Jim Johnstone, chosen in the third round by Kansas City, in exchange for Seattle's second pick in the 1984 NBA draft, obtained in the Armond Hill trade of December 2, 1980.
January 20, 1982 ..... Hawks obtain Freeman Williams from San Diego in exchange for Charlie Criss and Al Wood.
November 18, 1981 ..... Hawks waive Craig Shelton.
October 26, 1981 ..... Hawks acquire Mike Glenn from New York in exchange for their second round pick in the 1982 NBA draft.
August 11, 1981 ..... Hawks obtain Rory Sparrow from New Jersey in exchange for their fourth round choice in the 1982 NBA draft.

June 10, 1981 ..... Fred Carter named assistant coach.
June 8, 1981 ..... Hawks trade their first round pick in 1981 and Utah's second in 1982 to Chicago for the Bulls' first pick in 1981, a second round choice in 1981, and the option to have Chicago draft in either the Hawks' or the Bulls' first round position in 1982. Hawks select Al Wood with the first round pick, fourth overall, and Clyde Bradshaw with the second, 38th overall.
June 4, 1981 ..... Hawks re-sign free agent Steve Hawes to a multi-year contract.
May 21, 1981 ..... Hawks name Kevin Loughery head coach.
May 1, 1981 ..... Hawks extend the contract of All-Star forward Dan Roundfield.
January 17, 1981 ..... Hawks obtain Wes Matthews from Washington in exchange for Don Collins.
December 2, 1980 ..... Hawks trade Armond Hill to Seattle for future draft choices and cash.
July 8, 1980 ..... Hawks sign free agent center Tom Burleson. Kansas City is awarded cash and a second round pick in 1981 as compensation.
May 28, 1980 ..... Dallas selects Jack Givens in the expansion draft.
January 24, 1980 ..... Hawks obtain James McElroy from Detroit in exchange for Ron Lee and future draft choices.
November 23, 1979 ..... Hawks trade Terry Furlow to Utah for future draft choices and considerations.
November 23, 1979 ..... Sam Pellom signed as a free agent.
October 10, 1979 ..... Hawks acquire Ron Lee from Utah in exchange for future draft choices.
June 25, 1979 ..... Brendan Suhr named assistant coach.
January 31, 1979 ..... Hawks acquire Terry Furlow from Cleveland in exchange for Butch Lee and future considerations.
October 4, 1979 ..... Hawks waive Ollie Johnson.
June 9, 1978 ..... Hawks sign free agent forward Dan Roundfield.
June 2, 1978 ..... Hawks sign John Drew to a new six-year agreement.
December 8, 1977 ..... Hawks waive Ken Charles.
November 14, 1977 ..... Hawks obtain Tom McMillen from New York in exchange for future draft pick.
September 30, 1977 ..... Hawks acquire Ollie Johnson from Los Angeles in exchange for Lou Hudson.
August 5, 1977 ..... Hawks obtain Ron Behagen from New Orleans as compensation for the signing of free agent Truck Robinson.
June 25, 1977 ..... Charlie Criss signs as a free agent.
January 20, 1977 ..... Hawks obtain Truck Robinson from Washington with future draft picks in exchange for Tom Henderson and future draft choices.
January 3, 1977 ..... Ted Turner purchases the team.
August 5, 1976 ..... Hawks acquire Steve Hawes and Geoff Petrie from Portland in exchange for future draft choices.
July 17, 1976 ..... Hubie Brown named head coach.
June 16, 1976 ..... Hawks obtain Ken Charles, Dick Gibbs and cash from Buffalo in exchange for Tom Van Arsdale.
June 6, 1976 ..... Hawks acquire Joe C. Meriweather and Houston's first pick in 1976 draft in exchange for Dwight Jones and Hawks' top pick in 1976 draft.
August 8, 1975 ..... Hawks obtain Connie Hawkins from Los Angeles in exchange for future draft choices.
November 8, 1974 ..... Hawks acquire Tom Van Arsdale from Philadelphia in exchange for Clyde Lee and number three pick in 1975 draft.

MAJOR TRANSACTIONS: 1968 - 2019, CONT.

October 4, 1974 ..... Hawks acquire Clyde Lee from San Francisco as compensation for the NBA rights to Zelmo Beaty.
May 3, 1974 ..... Pete Maravich traded to New Orleans in exchange for Dean Meminger, Bob Kauffman and future draft choices.
October 15, 1972 ..... Hawks play first regular season game at The Omni.
November 19, 1971 ..... Hawks obtain Jim Washington from Philadelphia in exchange for Bill Bridges.
November 9, 1971 ..... Hawks acquire Don Adams and Larry Siqfried from Houston in exchange for Jim Davis and John Valley.
July 26, 1971 ..... Hawks receive Herm Gilliam and Don May from Buffalo in return for Walt Hazzard and Jerry Chambers.
February 1, 1970 ..... Hawks obtain Walt Bellamy from Detroit in exchange for players to be named later.
May 8, 1969 ..... Hawks trade Paul Silas to Phoenix in exchange for Gary Gregor.
October 19, 1968 ..... Atlanta beats Milwaukee for the franchise's first win, 125-107.
October 16, 1968 ..... Hawks drop regular season opener 125-110 to Cincinnati at Georgia Tech's Alexander Memorial Coliseum.
May 3, 1968 ..... It is announced that the St. Louis Hawks would move South to the city of Atlanta for the 1968-69 season, under the guidance of new owners Tom Cousins and former Georgia Governor Carl Sanders.

OFFENSIVE TEAM STATS: 1968 - 2019 (three-point shot totals on p. 184)

Season	GP	FGM-FGA	FG Pct.	FTM-FTA	FT Pct.	Off Reb	Def Reb	Total Reb	Reb Avg	Asst	PF	DQ	Stls	Blks	Pts	Avg	High Game
1968-69	82			RECORDS PRIOR TO 1970-71 ARE UNAVAILABLE												109.4	
1969-70	82															117.2	156
1970-71	82	3801-8525	.446	1893-2515	.753	—	—	4279	52.2	1996	2074	30	—	—	9495	115.8	146
1971-72	82	3601-7744	.445	1925-2530	.613	—	—	4004	48.8	1890	1996	25	—	—	9127	111.3	141
1972-73	82	3758-8152	.461	1696-2193	.773	—	—	4147	50.6	2020	2104	35	—	—	9212	112.3	137
1973-74	82	3573-7628	.468	1878-2386	.787	1142	2754	3896	47.5	2028	2128	40	823	388	9024	110.0	132
1974-75	82	3563-7504	.475	1606-2098	.765	1169	2851	4020	49.0	1914	2265	33	746	422	8732	106.5	140
1975-76	82	3529-7357	.480	1592-2102	.757	1186	2728	3914	47.7	1778	2177	30	779	427	8650	105.5	133
1976-77	82	3409-7137	.478	1909-2527	.755	1121	2533	3654	44.6	2020	2174	44	803	442	8727	106.4	132
1977-78	82	3162-6671	.474	2193-2930	.748	1160	2606	3766	45.9	1774	2122	36	750	484	8517	103.9	132
1978-79	82	3367-6886	.489	2045-2727	.750	1176	2440	3616	44.1	1928	2135	45	646	559	8779	107.1	136
1979-80	82	3144-6872	.458	2000-2616	.765	1261	2339	3600	43.9	1758	2171	35	682	554	8334	101.6	126
1980-81	82	3401-6867	.495	2024-2651	.764	1207	2318	3525	43.0	1935	2209	30	748	555	8858	108.0	135
1981-82	82	3150-6709	.470	1891-2482	.762	1135	2388	3523	43.0	1871	2179	21	578	434	8237	100.5	138
1982-83	82	3383-7201	.470	1608-2235	.719	1303	2571	3874	47.2	1926	1979	21	656	388	8413	102.6	132
1983-84	82	3277-6845	.479	1834-2380	.771	1191	2410	3601	43.9	2026	2087	21	579	424	8427	102.8	135
1984-85	82	3504-7267	.482	1808-2384	.758	1322	2411	3743	45.6	2087	1972	22	674	373	8862	108.1	134
1985-86	82	3360-7074	.475	1905-2508	.760	1202	2329	3531	43.1	1945	2129	30	697	371	8712	106.2	141
1986-87	82	3158-6998	.451	1987-2598	.765	1196	2277	3473	42.4	1917	2034	21	619	385	8431	102.8	126
1987-88	82	3243-6885	.471	1987-2598	.777	1156	2353	3509	42.8	1976	2008	18	640	353	8549	104.3	126
1988-89	82	3363-7124	.472	1826-2339	.784	1261	2325	3586	43.7	2037	2109	23	687	348	8699	106.1	133
1989-90	82	3438-6935	.496	1760-2279	.772	1151	2236	3387	41.8	2144	1961	17	672	389	8817	107.5	131
1990-91	82	3568-7219	.494	1587-2069	.767	1080	2499	3579	43.6	2320	2034	29	688	361	8940	109.0	143
1991-92	82	3523-7342	.480	1537-2006	.766	1160	2545	3705	45.2	2168	1732	13	711	393	8834	107.7	138
1992-93	82	3509-7074	.496	1586-2092	.758	1080	2413	3493	42.6	2189	1881	16	735	363	8885	108.4	136
1993-94	82	3163-6954	.455	1285-1732	.742	1157	2358	3515	42.9	1897	1722	13	641	338	7886	96.2	120
1994-95	82	3001-6485	.463	1394-1919	.726	1051	2391	3442	42.0	1733	1815	12	608	320	7816	95.3	121
1995-96	82	3044-6419	.474	1392-1865	.746	1054	2292	3346	40.8	1841	1807	15	580	338	7959	97.1	127
1996-97	82	2804-6451	.435	1235-1676	.737	1045	2225	3270	39.9	1665	1747	18	605	332	7328	89.4	127
1997-98	82	2961-6698	.442	1302-1772	.735	1081	2152	3233	39.4	1753	1892	26	617	372	7572	92.3	116
1998-99	50	1598-3873	.413	784-1076	.729	581	1369	1950	39.0	895	1202	10	379	243	4170	83.4	110
1999-00	82	3211-7060	.455	1381-1796	.769	1052	2474	3526	43.0	1886	1830	13	655	404	8176	99.7	131
2000-01	82	2922-6609	.442	1646-2153	.765	1029	2534	3563	43.5	1737	1696	11	698	513	7886	96.2	129
2001-02	82	3065-6675	.459	1456-1957	.744	1004	2523	3527	43.0	1856	1647	8	705	509	8058	98.3	129
2002-03	82	3015-6908	.436	1530-2013	.760	1073	2420	3493	42.6	1771	1668	9	738	409	8006	97.6	124
2003-04	82	2968-6740	.440	1574-2072	.760	1048	2485	3533	43.1	1803	1699	15	731	416	7992	97.5	137
2004-05	82	3044-6389	.476	1846-2396	.770	902	2483	3385	41.3	1803	1777	11	716	484	8401	102.5	135
2005-06	82	3075-6433	.478	1768-2372	.745	981	2335	3316	40.4	1689	1855	13	597	422	8362	102.0	125
2006-07	82	2953-6335	.466	1699-2315	.734	948	2370	3318	40.5	1732	1853	15	597	421	8070	98.4	117
2007-08	82	3115-6733	.463	1461-1943	.752	968	2386	3354	40.9	1825	1793	16	615	421	8203	100.0	135
2008-09	82	3002-6609	.454	1385-1800	.769	955	2481	3436	41.9	1705	1681	9	530	354	7917	96.5	121
2009-10	82	3048-6623	.460	1380-1852	.745	922	2471	3393	41.4	1719	1582	7	506	359	7956	97.0	124
2010-11	82	3009-6537	.460	1380-1782	.774	839	2488	3327	40.6	1751	1517	5	548	348	7857	95.8	118
2011-12	66	2380-5366	.444	997-1324	.753	712	2079	2791	42.3	1354	1263	11	494	313	6148	93.2	133
2012-13	82	3084-6644	.464	1158-1619	.715	758	2593	3351	40.9	2007	1473	8	664	369	8032	98.0	126
2013-14	82	3061-6688	.458	1392-1782	.781	713	2565	3278	40.0	2041	1577	4	680	326	8282	101.0	127
2014-15	82	3121-6699	.466	1349-1735	.778	715	2611	3326	40.6	2111	1457	2	744	380	8409	102.5	131
2015-16	82	3168-6923	.458	1282-1638	.783	679	2772	3451	32.1	2100	1570	8	747	486	8433	102.8	127
2016-17	82	3123-6918	.451	1484-2039	.728	842	2793	3635	44.3	1938	1491	5	672	397	8459	103.2	142
2017-18	82	3130-7015	.446	1298-1654	.785	743	2693	3436	41.9	3436	1606	12	638	348	8475	103.4	126
2018-19	82	3392-7524	.451	1443-1918	.752	955	2825	3780	46.1	2118	1932	16	675	419	9294	113.3	161

DEFENSIVE TEAM STATS: 1968 - 2019 (three-point shot totals on p. 184)

Season	GP	FGM-FGA	FG Pct.	FTM-FTA	FT Pct.	Off Reb	Def Reb	Total Reb	Reb Avg	Asst	PF	DQ	Stls	Blks	Pts	Avg	High Game
1968-69	82	3605-7844	.460	1913-2785	.687	—	—	4599	56.1	2069	2082	28	—	—	9123	111.3	142
1969-70	82	3817-7909	.483	2012-2669	.754	—	—	4210	51.3	2142	2016	29	—	—	9646	117.6	155
1970-71	82	3614-7779	.465	2120-2975	.713	—	—	4472	54.5	1906	1958	23	—	—	9348	114.0	139
1971-72	82	3482-7570	.460	2018-2725	.741	—	—	4080	49.8	1897	1967	14	—	—	8982	109.5	140
1972-73	82	3700-8033	.461	1819-2482	.733	—	—	4174	50.9	2074	1916	30	—	—	9219	112.4	138
1973-74	82	3602-7744	.465	1703-2264	.752	1240	2712	3952	48.2	1993	2073	33	758	332	8907	108.6	145
1974-75	82	3424-7824	.438	1772-2435	.728	1441	2653	4094	49.9	1878	1964	33	744	227	8620	105.1	135
1975-76	82	3301-7338	.450	1809-2467	.733	1225	2540	3765	45.9	1666	1983	39	790	277	8411	102.6	126
1976-77	82	3279-7176	.457	1836-2451	.749	1244	2512	3756	45.8	1882	2302	71	733	330	8394	102.4	125
1977-78	82	3335-7253	.460	1836-2316	.793	1160	2359	3519	42.9	1901	2470	80	916	408	8506	103.7	134
1978-79	82	3505-7410	.473	1940-2534	.766	1381	2341	3722	45.4	1938	2424	72	801	596	8950	109.1	130
1979-80	82	3261-7027	.464	2038-2645	.771	1369	2406	3775	46.0	1913	2293	46	782	539	8573	104.5	143
1980-81	82	3291-6916	.476	2012-2590	.777	1201	2224	3420	41.7	2846	2276	54	749	469	8603	104.9	132
1981-82	82	3210-6776	.474	1833-2387	.768	1135	2368	3503	42.7	1815	2268	29	608	485	8281	101.1	127
1982-83	82	3352-7146	.469	1586-2111	.751	1139	2433	3572	43.6	1945	2022	22	573	665	8335	101.6	138
1983-84	82	3230-6809	.474	1838-2414	.761	1112	2232	3344	40.8	1827	2091	35	626	558	8321	101.5	132
1984-85	82	3444-7119	.484	1782-2371	.752	1161	2345	3506	42.8	2009	2047	28	674	541	8743	106.6	129
1985-86	82	3447-7029	.490	1979-2704	.732	1249	2405	3654	44.6	2025	2170	34	736	434	8906	108.6	131
1986-87	82	3435-7141	.481	2019-2661	.759	1350	2478	3828	46.7	2077	2152	19	700	511	9024	110.0	136
1987-88	82	3443-7102	.485	1873-2441	.767	1228	2379	3607	44.0	2062	2050	21	635	537	8844	107.9	143
1988-89	82	3412-7230	.472	2168-2709	.800	1372	2316	3688	45.0	1990	1880	14	817	474	9102	111.0	137
1989-90	82	3412-7019	.487	1943-2544	.764	1273	2187	3460	42.2	1820	1871	19	717	353	8901	108.5	148
1990-91	82	3349-7183	.466	2034-2544	.799	1235	2420	3655	44.6	1864	1768	14	729	374	9003	109.8	139
1991-92	82	3492-7476	.467	1517-2074	.731	1288	2498	3786	46.2	2123	1771	8	793	320	8711	106.2	129
1992-93	82	3392-7272	.466	1648-2221	.742	1290	2344	3634	44.3	2084	1807	12	806	278	8814	107.5	149
1993-94	82	3247-7039	.461	1556-2070	.752	1250	2423	3673	44.8	2056	1625	5	915	449	8318	101.4	141
1994-95	82	2986-6680	.447	1410-1948	.724	1104	2272	3376	41.2	1757	1804	13	738	412	7921	96.6	128
1995-96	82	2985-6665	.448	1523-2012	.757	1182	2148	3330	40.6	1609	1714	18	771	319	8059	98.3	125
1996-97	82	2812-6307	.446	1491-1955	.763	1021	2350	3371	41.1	1557	1591	17	701	427	7774	94.8	136
1997-98	82	2887-6352	.455	1749-2314	.756	1105	2418	3523	43.0	1569	1671	13	653	491	7860	95.9	121
1998-99	50	1539-3760	.409	1040-1422	.731	676	1499	2175	43.5	782	987	7	346	260	4315	86.3	114
1999-00	82	3000-6807	.441	1477-1987	.743	1146	2570	3716	45.3	1548	1718	16	500	461	7735	94.3	116
2000-01	82	2876-6668	.431	1374-1811	.759	1028	2490	3518	42.9	1559	1863	18	634	387	7459	91.0	124
2001-02	82	2901-6610	.439	1486-1942	.765	955	2445	3400	41.5	1656	1702	15	667	350	7711	94.0	128
2002-03	82	2859-6434	.444	1594-2011	.793	937	2558	3495	42.6	1679	1783	9	611	473	7714	94.1	119
2003-04	82	2829-6529	.433	1534-1976	.776	996	2507	3503	42.7	1648	1826	20	627	408	7611	92.8	138
2004-05	82	2942-6672	.441	1417-1994	.711	1100	2335	3435	41.9	1614	2009	15	629	344	7605	92.7	139
2005-06	82	2946-6496	.454	1656-2207	.750	1069	2232	3301	40.3	1625	2054	25	587	394	7972	97.2	122
2006-07	82	2831-6372	.444	1677-2203	.761	976	2312	3288	40.1	1573	1970	22	609	446	7680	93.7	120
2007-08	82	2975-6552	.454	1720-2227	.772	1008	2454	3462	42.2	1804	1673	13	600	448	8054	98.2	127
2008-09	82	2956-6451	.458	1537-2085	.737	870	2412	3282	40.0	1657	1610	3	603	376	8046	98.1	129
2009-10	82	3181-6801	.468	1452-1914	.759	969	2451	3420	41.7	1789	1632	6	592	413	8338	101.7	146
2010-11	82	2971-6429	.462	1346-1728	.779	762	2460	3222	39.3	1802	1554	4	497	341	7790	95.0	119
2011-12	66	2429-5348	.454	1025-1385	.740	652	2066	2718	41.2	1481	1178	8	536	303	6375	96.6	139
2012-13	82	3073-6823	.450	1233-1617	.763	928	2659	3587	43.7	1825	1543	5	689	350	7999	97.5	127
2013-14	82	3163-6843	.462	1341-1793	.748	882	2688	3570	43.5	1901	1643	9	672	354	8321	101.5	129
2014-15	82	2991-6815	.439	1262-1651	.764	948	2631	3579	43.6	1931	1611	16	604	404	7964	97.1	127
2015-16	82	3046-7058	.432	1366-1810	.755	944	2869	3813	46.5	1808	1500	5	706	411	8137	99.2	117
2016-17	82	3178-7155	.444	1280-1658	.772	876	2722	3598	43.9	1919	1768	14	738	424	8529	104.0	139
2017-18	82	3336-7107	.469	1301-1686	.772	841	2785	3626	44.2	2137	1661	8	710	453	8922	108.8	132
2018-19	82	3508-7417	.473	1759-2321	.758	871	2904	3775	46.0	2202	1817	12	810	448	9788	119.4	

ATTENDANCE TOTALS: 1977-2019

Season	GP	Home Total	Avg	GP	Road Total	Avg	GP	Overall Total	Avg
1977-78	41	304,050	7,416	41	387,942	9,462	82	691,992	8,439
1978-79	41	329,064	8,026	41	411,636	10,040	82	740,700	9,033
1979-80	41	449,843	10,972	41	424,419	10,352	82	874,262	10,662
1980-81	41	362,702	8,892	41	358,884	8,753	82	721,586	8,800
1981-82	41	309,899	7,534	41	394,570	9,624	82	703,469	8,579
1982-83	41	292,690	7,138	41	445,771	10,872	82	738,461	9,006
1983-84	41	292,059	7,139	41	424,276	10,348	82	716,335	8,736
1984-85	41	299,794	7,312	41	432,985	10,561	82	732,779	8,936
1985-86	41	377,678	9,212	41	495,679	12,090	82	873,357	10,650
1986-87	41	549,652	13,406	41	588,639	14,357	82	1,138,291	13,882
1987-88	41	583,073	14,221	41	637,607	15,551	82	1,220,680	14,886
1988-89	41	644,291	15,714	41	665,613	16,234	82	1,309,904	15,974
1989-90	41	573,731	13,993	41	644,023	15,708	82	1,217,754	14,851
1990-91	41	529,171	12,907	41	637,768	15,555	82	1,166,939	14,231
1991-92	41	511,903	12,485	41	638,892	15,583	82	1,195,795	14,583
1992-93	41	491,229	11,981	41	672,412	16,400	82	1,163,641	14,191
1993-94	41	546,749	13,335	41	689,558	16,818	82	1,236,307	15,077
1994-95	41	504,807	12,312	41	709,517	17,305	82	1,214,324	14,809
1995-96	41	496,679	12,114	41	714,066	17,416	82	1,210,745	14,765
1996-97	41	585,802	14,288	41	699,151	17,052	82	1,284,953	15,670
1997-98	41	715,452	17,450	41	698,945	17,047	82	1,414,397	17,249
1998-99	25	331,831	13,273	25	400,575	16,023	50	732,406	14,648
1999-00	41	601,238	14,664	41	667,967	16,292	82	1,269,205	15,478
2000-01	41	560,324	13,666	41	672,553	16,404	82	1,232,877	15,035
2001-02	41	506,110	12,344	41	668,938	16,316	82	1,175,048	14,330
2002-03	41	528,655	12,894	41	671,882	16,387	82	1,200,537	14,641
2003-04	41	565,728	13,798	41	667,598	16,283	82	1,233,326	15,041
2004-05	41	586,390	14,302	41	685,963	16,731	82	1,272,353	15,517
2005-06	41	617,942	15,072	41	699,761	17,067	82	1,317,703	16,070
2006-07	41	639,375	15,595	41	703,992	17,171	82	1,343,367	16,383
2007-08	41	667,518	16,281	41	690,997	16,854	82	1,358,515	16,567
2008-09	41	686,688	16,748	41	709,432	17,303	82	1,396,120	17,026
2009-10	41	687,375	16,546	41	700,983	17,097	82	1,388,358	16,931
2010-11	41	641,596	15,649	41	695,258	16,958	82	1,336,854	16,303
2011-12	33	501,593	15,200	33	555,071	16,820	66	1,056,664	16,010
2012-13	41	620,146	15,126	41	703,804	17,166	82	1,323,950	16,146
2013-14	41	587,927	14,340	41	708,234	17,274	82	1,296,161	15,807
2014-15	41	713,909	17,412	41	709,873	17,314	82	1,423,782	17,363
2015-16	41	690,150	16,833	41	741,886	18,095	82	1,432,036	17,464
2016-17	41	654,306	15,959	41	730,479	17,817	82	1,384,785	16,888
2017-18	41	590,769	14,409	41	729,839	17,801	82	1,320,608	16,105
2018-19	41	630,440	15,377	41	729,237	17,786	82	1,359,677	16,581

LARGEST HOME CROWDS
* 62,046 – Chicago, March 27, 1998
45,790 – Chicago, November 7, 1997
31,820 – Boston, January 23, 1998
* (NBA Record)

LARGEST STATE FARM ARENA CROWDS
20,425 – Boston, May 2, 2008
20,190 – LA Lakers; March 31, 2010
20,150 – Cleveland; December 29, 2009

LARGEST ROAD CROWDS
47,692 – at Detroit, March 30, 1988
44,970 – at Detroit, February 21, 1987
35,884 – at Detroit, February 12, 1988

MISCELLANEOUS RECORDS

Season	Home W-L	Home Pct.	Road W-L	Road Pct.	Neutral W-L	Neutral Pct.	Overall W-L	Overall Pct.
1968-69	28-12	.700	18-21	.461	2-1	.667	48-34	.585
1969-70	25-13	.658	18-16	.529	5-5	.500	48-34	.585
1970-71	21-20	.512	14-26	.350	1-0	1.000	36-46	.439
1971-72	22-19	.537	13-26	.333	1-1	.500	36-46	.439
1972-73	28-13	.683	17-23	.425	1-0	1.000	46-36	.561
1973-74	23-18	.561	12-25	.324	0-4	.000	35-47	.427
1974-75	22-19	.537	9-31	.225	0-1	.000	31-51	.378
1975-76	20-21	.488	9-32	.220	0-0	.000	29-53	.354
1976-77	19-22	.463	12-29	.293	0-0	.000	31-51	.378
1977-78	27-9	.750	12-29	.293	2-3	.400	41-41	.500
1978-79	34-7	.829	12-29	.293	0-0	.000	46-36	.561
1979-80	32-9	.781	18-23	.439	0-0	.000	50-32	.610
1980-81	20-21	.488	11-30	.268	0-0	.000	31-51	.378
1981-82	24-17	.585	18-23	.439	0-0	.000	42-40	.512
1982-83	26-15	.634	17-24	.415	0-0	.000	43-39	.524
1983-84	31-10	.756	9-32	.220	0-0	.000	40-42	.488
1984-85	19-22	.463	15-26	.366	0-0	.000	34-48	.415
1985-86	34-7	.829	16-25	.390	0-0	.000	50-32	.610
1986-87	35-6	.854	22-19	.537	0-0	.000	57-25	.695
1987-88	30-11	.732	20-21	.488	0-0	.000	50-32	.610
1988-89	33-8	.805	19-22	.463	0-0	.000	52-30	.634
1989-90	25-16	.610	16-25	.390	0-0	.000	41-41	.500
1990-91	29-12	.707	14-27	.341	0-0	.000	43-39	.524
1991-92	23-18	.561	15-26	.366	0-0	.000	38-44	.463
1992-93	25-16	.610	18-23	.439	0-0	.000	43-39	.524
1993-94	36-5	.878	21-20	.512	0-0	.000	57-25	.695
1994-95	24-17	.585	18-23	.439	0-0	.000	42-40	.512
1995-96	26-15	.634	20-21	.488	0-0	.000	46-36	.561
1996-97	36-5	.878	20-21	.488	0-0	.000	56-26	.683
1997-98	29-12	.707	21-20	.512	0-0	.000	50-32	.610
1998-99	16-9	.640	15-10	.600	0-0	.000	31-19	.620
1999-00	21-20	.512	7-34	.171	0-0	.000	28-54	.341
2000-01	18-23	.439	7-34	.171	0-0	.000	25-57	.305
2001-02	23-18	.561	10-31	.244	0-0	.000	33-49	.402
2002-03	26-15	.634	9-32	.220	0-0	.000	35-47	.427
2003-04	18-23	.439	10-31	.244	0-0	.000	28-54	.341
2004-05	9-32	.220	4-37	.100	0-0	.000	13-69	.159
2005-06	18-23	.439	8-33	.195	0-0	.000	26-56	.317
2006-07	18-23	.439	12-29	.293	0-0	.000	30-52	.366
2007-08	25-16	.610	12-29	.293	0-0	.000	37-45	.451
2008-09	31-10	.756	16-25	.390	0-0	.000	47-35	.573
2009-10	34-7	.829	19-22	.463	0-0	.000	53-29	.646
2010-11	24-17	.585	20-21	.488	0-0	.000	44-38	.537
2011-12	23-10	.697	17-16	.515	0-0	.000	40-26	.606
2012-13	25-16	.610	19-22	.463	0-0	.000	44-38	.537
2013-14	24-17	.585	14-27	.341	0-0	.000	38-44	.463
2014-15	35-6	.854	25-16	.610	0-0	.000	60-22	.732
2015-16	27-14	.659	21-20	.512	0-0	.000	48-34	.585
2016-17	23-18	.561	20-21	.488	0-0	.000	43-39	.524
2017-18	16-25	.390	8-33	.195	0-0	.000	24-58	.293
2018-19	17-24	.415	12-29	.293	0-0	.000	29-53	.354

ATTENDANCE TOTALS: 1977 - 2019

HOME ATTENDANCE TOTALS

Season	REGULAR SEASON G	Attendance	Avg	SO	PLAYOFFS G	Attendance	Avg	SO
1968-69	40 (a)	178,979	4,474					
1969-70	38 (a)	197,990	5,210					
1970-71	41 (a)	245,910	5,998					
1971-72	41 (a)	230,784	5,629					
1972-73	41 (b)	304,802	7,434	0	3	39,444	13,148	1
1973-74	41 (b)	312,128	7,613	0				
1974-75	41 (b)	205,341	5,008	0				
1975-76	41 (b)	227,815	5,556	0				
1976-77	41 (b)	214,775	5,238	2				
1977-78	41 (b)	304,050	7,416	3	1	15,601	15,601	1
	36(b) TOT	279,709	7,770	2				
	4(c)	22,127	5,532	1				
	1(d)	2,219	2,219					
1978-79	41 (b)	329,064	8,026	2	4	63,192	15,798	4
1979-80	41 (b)	449,843	10,972	6	2	31,234	15,617	2
1980-81	41 (b)	362,702	8,846	0				
1981-82	41 (b)	308,899	7,534	1	1	8,703	8,703	0
1982-83	41 (b)	292,690	7,138	1	1	10,405	10,405	0
1983-84	41 (b)	292,059	7,139	1	2	11,830	5,915	0
1984-85	41 (b) TOT	299,794	7,312	3				
	29(b)	252,814	8,718	2				
	12(e)	46,980	3,915	1				
1985-86	41 (b)	377,678	9,212	3	4	50,216	12,544	2
1986-87	41 (b)	549,652	13,406	10	5	80,449	16,090	4
1987-88	41 (b)	583,073	14,221	15	6	84,837	14,140	3
1988-89	41 (b)	644,291	15,714	24	3	46,503	15,501	0
1989-90	41 (b)	573,731	13,993	9				
1990-91	41 (b)	529,171	12,907	5	2	23,425	11,713	0
1991-92	41 (b)	511,903	12,485	7				
1992-93	41 (b)	491,229	11,981	6	1	15,141	15,141	0
1993-94	41 (b)	546,749	13,335	11	6	86,276	14,379	1
1994-95	41 (b)	504,807	12,312	4	1	12,106	12,106	0
1995-96	41 (b)	496,679	12,114	5	4	54,891	13,723	0
1996-97	41 (b)	585,802	14,288	17	5	81,307	16,261	4
1997-98	41 TOT	715,452	17,450	12	2	41,819	20,910	1
	28 (f)	601,579	21,485	10				
	13 (a)	113,873	8,759	2				
1998-99	25 TOT	331,831	13,273	3	5	86,792	17,358	2
	13 (f)	239,827	18,448	2	4	78,332	19,583	2
	12 (a)	92,004	7,667	0	1	8,460	8,460	0
1999-00	41 (g)	601,238	14,664	4				
2000-01	41 (g)	560,324	13,666	2				
2001-02	41 (g)	506,110	12,344	4				
2002-03	41 (g)	528,655	12,894	4				
2003-04	41 (g)	565,728	13,798	7				
2004-05	41 (g)	586,390	14,302	5				
2005-06	41 (g)	617,942	15,072	4				
2006-07	41 (g)	639,375	15,595	8				
2007-08	41 (g)	667,518	16,281	8	3	60,166	20,055	3
2008-09	41 (g)	686,688	16,748	12	6	115,296	19,216	6
2009-10	41 (g)	678,375	16,546	11	6	113,670	18,945	6
2010-11	41 (g)	641,596	15,649	7	6	116,799	19,467	6
2011-12	33 (g)	501,593	15,200	3	3	57,919	19,306	3
2012-13	41 (g)	620,146	15,126	5	3	54,717	18,239	3
2013-14	40 (g)	569,238	14,231	4	3	56,211	18,737	3
	1 (h)	18,689	18,689	1				
2014-15	41 (g)	713,909	17,412	25	8	147,044	18,381	8
2015-16	41 (g)	690,150	16,833	14	5	95,059	19,012	5
2016-17	41 (g)	654,306	15,959	10	3	56,391	18,797	3
2017-18	41 (g)	590,769	14,409	13				
2018-19	41 (g)	630,440	15,377	10				
TOTALS	2,022	24,139,788	11,939	311	101	1,570,399	15,549	65

(a) —— played in Atlanta, Alexander Memorial Coliseum 1,059,540
(b) —— played in Atlanta, The Omni 10,227,406
(c) —— played in Charlotte, NC 22,127
(d) —— played in Louisville, KY 2,219
(e) —— played in New Orleans, LA 46,980
(f) —— played in Atlanta, The Georgia Dome 841,406
(g) —— played in Atlanta, State Farm Arena 12,583,499
(h) —— played in The 02 Arena, London, England 18,689

MISCELLANEOUS RECORDS

RECORD BY MONTHS

Season	October	November	December	January	February	March	April
1968-69	3-4	9-8	10-3	11-7	9-7	6-5	—
1969-70	4-3	12-5	10-6	6-11	8-7	—	—
1970-71	1-5	5-11	7-11	6-10	8-7	9-2	—
1971-72	3-6	2-11	8-8	7-8	7-8	9-5	—
1972-73	4-6	6-7	12-4	7-9	8-4	9-6	—
1973-74	6-4	6-7	7-7	4-13	5-9	7-7	—
1974-75	3-4	6-8	6-9	6-11	3-9	7-8	0-2
1975-76	1-1	9-6	7-6	6-12	3-10	2-12	1-6
1976-77	2-4	5-9	5-12	6-7	7-5	5-10	1-4
1977-78	3-1	8-6	6-11	6-9	6-6	8-7	4-1
1978-79	4-4	8-5	7-9	9-7	6-4	8-7	—
1979-80	6-5	9-6	10-4	7-8	8-3	10-4	—
1980-81	5-5	3-11	10-5	1-13	5-7	7-10	—
1981-82	0-1	8-4	4-11	7-6	5-8	12-5	6-5
1982-83	0-2	7-5	7-8	7-8	7-6	10-7	5-4
1983-84	1-1	7-7	8-7	8-6	7-8	4-12	5-1
1984-85	1-2	6-8	6-9	6-7	5-8	5-11	5-3
1985-86	1-2	7-9	7-4	11-4	8-6	12-5	4-2
1986-87	0-0	12-3	8-4	8-8	7-6	13-2	7-1
1987-88	0-0	7-5	13-2	9-7	6-6	8-6	7-6
1988-89	0-0	8-6	11-3	7-7	9-4	6-8	10-2
1989-90	0-0	7-6	9-5	5-9	6-9	7-8	7-4
1990-91	0-0	4-10	11-3	9-7	8-5	6-9	5-5
1991-92	0-0	8-8	5-7	10-6	6-6	6-10	3-7
1992-93	0-0	6-6	6-9	9-6	5-8	12-3	5-7
1993-94	0-0	10-4	9-3	11-4	8-5	12-4	7-5
1994-95	0-0	4-9	8-8	7-7	8-4	8-8	7-4
1995-96	0-0	9-5	4-10	11-4	7-5	9-7	6-5
1996-97	0-0	9-7	7-4	14-2	8-5	12-4	6-4
1997-98	1-0	13-2	5-8	9-8	5-6	9-5	8-3
1998-99	—	—	(2-1 in May '99)	—	8-5	11-7	10-6
1999-00	0-0	6-9	5-9	5-8	6-6	4-13	2-9
2000-01	0-1	3-12	7-7	6-8	2-12	5-11	2-6
2001-02	0-1	6-10	5-8	3-12	6-6	9-7	4-5
2002-03	1-1	7-8	4-9	6-11	4-8	7-8	6-2
2003-04	0-2	6-10	3-12	6-9	4-7	5-11	4-3
2004-05	0-0	2-12	3-11	4-11	1-11	1-15	2-9
2005-06	0-0	2-12	5-9	5-10	6-6	4-12	4-7
2006-07	0-0	6-7	3-13	8-7	5-9	5-10	3-6
2007-08	0-0	6-9	9-4	4-11	6-8	9-8	3-5
2008-09	1-0	9-6	11-4	6-10	6-5	10-7	4-3
2009-10	2-0	10-5	9-6	9-6	7-5	9-5	5-3
2010-11	3-0	8-7	10-7	9-4	6-6	7-8	1-6
2011-12	0-0	0-0	3-1	13-5	4-9	11-8	9-3
2012-13	0-0	9-5	10-5	7-9	7-4	8-10	3-5
2013-14	0-1	9-8	9-5	6-7	2-10	6-10	6-3
2014-15	0-1	9-5	14-2	17-0	7-4	9-7	4-3
2015-16	2-1	10-7	9-5	6-9	6-5	12-4	3-3
2016-17	3-0	7-9	7-7	11-4	5-6	6-10	4-3
2017-18	1-6	3-11	6-9	5-10	4-7	2-12	3-3
2018-19	2-5	3-13	6-7	5-9	5-7	7-8	1-4

RECORD BY DIVISION

Season	East	West	Atlantic	Central	Midwest	Pacific	Record
1968-69	22-20	26-14	—	—	—	—	48-34
1969-70	24-18	24-16	—	—	—	—	48-34
1970-71	—	—	12-10	9-7	3-17	12-12	36-46
1971-72	—	—	10-10	9-9	8-12	9-15	36-46
1972-73	—	—	15-9	10-12	7-9	14-6	46-36
1973-74	—	—	7-17	13-9	3-13	12-8	35-47
1974-75	—	—	3-13	11-19	6-10	11-9	31-47
1975-76	—	—	9-11	7-19	7-9	6-14	29-53
1976-77	—	—	9-11	9-11	7-16	6-13	31-51
1977-78	—	—	12-8	8-12	11-12	10-9	41-41
1978-79	—	—	10-10	14-6	12-7	10-13	46-36
1979-80	—	—	17-13	21-9	5-5	7-5	50-32
1980-81	—	—	9-19	9-21	8-4	5-7	31-51
1981-82	—	—	14-15	15-14	8-4	5-7	42-40
1982-83	—	—	12-17	21-8	6-6	4-8	43-39
1983-84	—	—	16-12	16-14	4-8	4-8	40-42
1984-85	—	—	10-18	15-15	2-10	7-5	34-48
1985-86	—	—	14-14	21-9	6-6	9-3	50-32
1986-87	—	—	20-7	18-13	11-10	8-4	57-25
1987-88	—	—	19-10	16-13	8-4	7-5	50-32
1988-89	—	—	18-8	19-10	5-7	10-5	52-30
1989-90	—	—	12-12	15-15	8-6	6-8	41-41
1990-91	—	—	15-9	11-19	9-5	8-6	43-39
1991-92	—	—	16-12	7-21	9-3	6-8	38-44
1992-93	—	—	14-14	12-16	10-2	7-7	43-39
1993-94	—	—	21-7	21-7	8-4	7-7	57-25
1994-95	—	—	19-9	9-19	7-5	7-7	42-40
1995-96	—	—	17-9	15-13	7-7	7-7	46-36
1996-97	—	—	19-9	15-11	11-3	11-3	56-26
1997-98	—	—	15-11	19-9	8-6	8-6	50-32
1998-99	—	—	12-9	15-9	2-1	2-0	31-19
1999-00	—	—	10-17	10-17	4-10	4-10	28-54
2000-01	—	—	8-19	8-19	2-12	7-7	25-57
2001-02	—	—	10-16	11-17	6-8	6-8	33-49
2002-03	—	—	10-16	14-14	6-8	5-9	35-47
2003-04	—	—	9-17	10-18	6-8	3-11	28-54

	Atlantic	Central	Southeast	Southwest	Northwest	Pacific	Record
2004-05	4-15	2-16	2-13	3-7	1-9	1-9	13-69
2005-06	7-11	7-11	5-11	3-7	2-8	2-8	26-56
2006-07	8-10	4-14	5-11	3-7	4-6	6-4	30-52
2007-08	9-9	6-12	9-7	3-7	5-5	5-5	37-45
2008-09	6-12	13-5	11-5	5-5	7-3	5-5	47-35
2009-10	13-5	11-7	8-8	7-3	7-3	7-3	53-29
2010-11	10-8	12-6	9-7	2-8	5-5	6-4	44-38
2011-12	9-8	11-6	11-3	2-3	4-2	3-4	40-26
2012-13	7-11	11-7	11-5	4-6	6-4	5-5	44-38
2013-14	10-8	10-8	8-8	2-8	4-6	4-6	38-44
2014-15	12-6	14-4	12-4	6-4	8-2	8-2	60-22
2015-16	11-7	10-8	8-8	8-2	6-4	5-5	48-34
2016-17	13-5	11-7	6-10	7-3	4-6	2-8	43-39
2017-18	4-14	3-15	5-11	5-5	5-5	2-8	24-58
2018-19	4-14	6-12	6-10	4-6	5-5	4-6	29-53

MISCELLANEOUS RECORDS

HAWKS WINNING STREAKS

	WINNING STREAKS			LOSING STREAKS		
Year	Home	Away	Overall	Home	Away	Overall
1968-69	6	7	12	2	6	4
1969-70	6	4	9	2	5	5
1970-71	5	4	6	4	10	6
1971-72	6	2	6	4	5	6
1972-73	7	3	6	2	4	3
1973-74	4	3	3	3	8	4
1974-75	4	3	2	2	10	4
1975-76	4	3	4	5	22	16
1976-77	4	3	3	4	7	8
1977-78	5	4	7	2	7	5
1978-79	16	3	9	2	6	4
1979-80	7	5	7	2	4	5
1980-81	6	4	6	7	12	10
1981-82	8	4	5	5	7	8
1982-83	8	3	6	3	5	4
1983-84	11	2	4	6	10	7
1984-85	4	2	3	6	5	6
1985-86	13	4	7	1	7	3
1986-87	9	5	11	1	6	4
1987-88	15	3	7	4	4	4
1988-89	8	2	9	2	4	3
1989-90	8	2	7	4	7	6
1990-91	22	6	7	6	8	9
1991-92	7	2	6	4	4	7
1992-93	10	2	6	7	4	4
1993-94	9	7	14	2	4	4
1994-95	5	3	4	2	4	4
1995-96	8	4	10	5	4	5
1996-97	20	3	10	1	4	3
1997-98	7	4	11	3	5	7
1998-99	4	4	7	4	3	4
1999-00	5	2	5	3	14	9
2000-01	3	3	4	7	14	10
2001-02	6	2	3	4	7	6
2002-03	5	1	4	4	13	6
2003-04	2	2	3	3	9	7
2004-05	2	1	1	11	23	14
2005-06	4	2	3	3	11	9
2006-07	5	5	4	6	13	8
2007-08	6	2	5	3	7	6
2008-09	8	4	7	2	5	4
2009-10	12	2	7	2	6	4
2010-11	10	6	6	3	5	6
2011-12	6	4	4	3	3	3
2012-13	4	5	6	2	6	4
2013-14	5	3	5	3	10	8
2014-15	12	12	19	1	3	3
2015-16	6	4	7	4	4	3
2016-17	4	5	7	3	5	7
2017-18	3	2	2	4	10	8
2018-19	2	3	3	5	7	10

HAWKS RECORD AT THE ALL-STAR BREAK

Year	W-L before All-Star Game	W-L after All-Star Game	Final Record	Year	W-L before All-Star Game	W-L after All-Star Game	Final Record
1968-69	27-17	21-17	48-34	1994-95	22-26	20-14	42-40
1969-70	31-21	17-13	48-34	1995-96	26-21	20-15	46-36
1970-71	14-32	22-14	36-46	1996-97	31-15	25-11	56-26
1971-72	17-30	19-16	36-46	1997-98	29-20	21-12	50-32
1972-73	27-24	19-12	46-46	1998-99	-	-	31-19
1973-74	21-24	14-23	35-47	1999-00	19-28	9-26	28-54
1974-75	17-26	14-25	31-51	2000-01	16-33	9-24	25-57
1975-76	24-25	5-28	29-53	2001-02	16-33	17-16	33-49
1976-77	22-34	9-17	31-51	2002-03	19-30	16-17	35-47
1977-78	24-27	17-14	41-41	2003-04	18-35	10-19	28-54
1978-79	28-25	18-11	46-36	2004-05	10-41	3-28	13-69
1979-80	32-23	18-9	50-32	2005-06	16-34	10-22	26-56
1980-81	19-34	12-17	31-51	2006-07	21-31	9-21	30-52
1981-82	19-22	23-18	42-40	2007-08	22-28	15-17	37-45
1982-83	24-26	19-13	43-39	2008-09	31-21	16-14	47-35
1983-84	24-20	16-22	40-42	2009-10	33-18	20-11	53-29
1984-85	21-29	13-19	34-48	2010-11	34-21	10-17	44-38
1985-86	28-20	22-12	50-32	2011-12	19-14	21-12	40-26
1986-87	29-16	28-9	57-25	2012-13	29-22	15-16	44-38
1987-88	30-15	20-17	50-32	2013-14	25-26	13-18	38-44
1988-89	28-19	24-11	52-30	2014-15	43-10	17-12	60-22
1989-90	22-24	19-17	41-41	2015-16	31-24	17-10	48-34
1990-91	26-21	17-18	43-39	2016-17	32-24	11-15	43-39
1991-92	24-23	14-21	38-44	2017-18	18-41	6-17	24-58
1992-93	24-27	19-12	43-39	2018-19	19-39	10-14	29-53
1993-94	34-13	23-12	57-25				

MISCELLANEOUS RECORDS

HAWKS ALL-TIME TRIPLE DOUBLES (REGULAR SEASON ONLY)

Player	Date and Opponent	Stats
Bill Bridges	12/21/68 vs. DET	12 p/25 r/12 a
	11/29/69 vs. CIN	19 p/28 r/11 a
	12/12/69 vs. LAL	13 p/10 r/11 a
	2/2/70 vs. DET	13 p/17 r/12 a
	2/21/70 at NYK	20 p/17 r/10 a
Walt Bellamy	3/20/70 vs. NYK	11 p/12 r/10 a
	11/1/70 at CLE	10 p/14 r/11 a
Herm Gilliam	2/5/74 vs. CAP	34 p/13 r/13 a
Steve Hawes	11/9/78 vs. SD	12 p/10 r/10 a
Tree Rollins	2/21/79 vs. POR	11 p/13 r/12 b
	11/27/82 vs. IND	10 p/15 r/11 b
	12/21/82 at CHI	14 p/15 r/10 b
	11/4/83 vs. CHI	15 p/11 r/10 b
Dan Roundfield	4/8/83 vs. CHI	11 p/10 r/11 a
Doc Rivers	12/29/87 at CHI	29 p/14 r/12 a
	1/19/88 vs. CHI	19 p/10 r/10 a
	2/27/88 vs. POR	21 p/10 r/14 a
	4/19/89 at MIL	20 p/12 r/10 a
Mookie Blaylock	11/27/93 vs. PHI	15 p/10 r/10 a
	3/26/94 vs. MIA	17 p/11 r/14 a
	11/18/94 vs. MIL	17 p/10 r/12 a
	3/5/95 at ORL	15 p/11 r/14 a
	3/17/98 at TOR	10 p/11 r/12 a
	4/14/98 vs. PHI	14 p/11 a/10 s
	5/2/99 at CLE	19 p/11 r/10 a
Dikembe Mutombo	2/15/00 vs. NJN	21 p/13 r/11 b
Toni Kukoc	3/13/01 vs. VAN	20 p/10 r/11 a
	3/17/01 vs. DET	29 p/10 r/10 a
Jason Terry	2/28/03 at CHI	23 p/10 r/13 a
Bob Sura	4/9/04 at CHI	12 p/11 r/12 a
	4/10/04 vs. BOS	15 p/10 r/11 a
Joe Johnson	2/1/06 at CHA	15 p/10 r/11 a
	12/23/08 vs. OKC	20 p/11 r/11 a
Josh Smith	1/23/08 at DEN	22 p/12 r/10 a
	2/5/10 vs. CHI	18 p/14 r/10 a
	11/28/10 at TOR	12 p/13 r/10 a
Paul Millsap	3/18/14 vs. TOR	19 p/13 r/10 a
Al Horford	1/13/15 at PHI	21 p/10 r/10 a
Trae Young	3/9/18 vs. BKN	23 p/10 r/11 a

HAWKS ALL-TIME FOUR-POINT PLAYS (REGULAR SEASON ONLY)

ATLANTA Player	Date and Opponent
Anthony "Spud" Webb	1/23/91 at WAS
Glenn "Doc" Rivers	3/28/91 vs. HOU
Paul Graham	12/28/92 vs. WAS
Dominique Wilkins	2/24/93 at PHI
Craig Ehlo	2/28/94 at LAC
Eldridge Recasner	3/11/97 vs. UTA
Steve Smith	3/14/97 vs. SEA
Salim Stoudamire	12/4/05 at PHO
Salim Stoudamire	2/22/08 at GSW
Jamal Crawford	12/26/09 at IND
Jamal Crawford	1/8/10 vs. BOS
Jamal Crawford	1/20/10 vs. SAC
Jamal Crawford	1/27/10 at SAS
Jamal Crawford	2/3/10 vs. LAC
Jamal Crawford	3/6/10 at MIA
Jamal Crawford	3/8/10 at NYK
Jamal Crawford	4/9/10 vs. TOR
Jamal Crawford	4/10/10 at WAS
Jamal Crawford	11/5/10 at MIN
Jamal Crawford	11/7/10 vs. PHO
Jamal Crawford	1/5/11 at UTA
Jamal Crawford	1/29/11 at DAL
Jamal Crawford	3/6/11 vs. NYK
Kirk Hinrich	3/11/11 at CHI
Kyle Korver	11/21/12 vs. WAS
John Jenkins	2/5/13 at IND
Kyle Korver	3/25/13 at IND
John Jenkins	4/6/13 at SAS
Kyle Korver	11/16/13 at NYK
Kyle Korver	12/4/13 vs. LAC
Kyle Korver	12/26/13 at CLE
Kyle Korver	12/31/13 at BOS
Kyle Korver	1/8/14 vs. IND
Kyle Korver	1/25/14 at MIL
DeMarre Carroll	2/22/14 vs. NYK
DeMarre Carroll	2/25/14 vs. CHI
Kyle Korver	3/8/14 at LAC
DeMarre Carroll	3/23/14 at TOR
Cartier Martin	4/14/14 vs. CHA
Kyle Korver	1/17/15 at CHI
Paul Millsap	3/18/15 at GSW
John Jenkins	3/22/15 vs. SAS
Kyle Korver	4/13/15 vs. NYK
Tim Hardaway Jr.	3/19/16 vs. HOU
Tim Hardaway Jr.	3/25/16 vs. MIL
Kyle Korver	3/26/16 at DET
Tim Hardaway Jr.	12/9/16 at MIL
Malcolm Delaney	1/22/18 vs. UTA
Kent Bazemore	1/31/18 vs. CHA
Malcolm Delaney	2/6/18 vs. MEM
Taurean Prince	2/26/18 vs. LAL
Taurean Prince/Andrew White III	3/11/18 vs. CHI
Trae Young	11/19/18 vs. LAC
Vince Carter	12/23/18 at DET
Trae Young	2/2/19 at PHO

OPPONENTS Player	Date
Isiah Thomas (Detroit)	2/02/82
Mark Aguirre (Dallas)	12/27/83
Andrew Toney (Philadelphia)	3/06/85
Glen Rice (Miami)	11/28/92
Reggie Miller (Indiana)	3/05/94
Scottie Pippen (Chicago)	3/08/94
Pete Myers (Chicago)	3/08/94
B.J. Armstrong (Golden State)	12/29/95
Brent Price (Washington)	4/04/96
Joe Dumars (Detroit)	4/04/97
Morris Peterson (Toronto)	4/12/02
Chris Duhon (Chicago)	2/20/07
Daniel Gibson (Cleveland)	1/09/08
Jamal Crawford (New York)	4/11/08
Kevin Martin (Sacramento)	2/18/09
Danny Granger (Indiana)	4/10/09
Kyle Korver (Utah)	2/22/10
Brandon Jennings (Milwaukee)	11/10/10
Deron Williams (Utah)	1/5/11
James Jones (Miami)	4/11/11
Nick Young (Washington)	12/28/11
Shane Battier (Miami)	1/2/12
Anthony Morrow (New Jersey)	1/9/12
Ryan Anderson (Orlando)	4/15/12
James Harden (Houston)	11/5/12
Jamal Crawford (LA Clippers)	11/24/12
Arron Afflalo (Orlando)	12/12/12
Andrei Kirilenko (Minnesota)	1/21/13
Orlando Johnson (Indiana)	3/25/13
Rudy Gay (Toronto)	4/6/13
Alan Anderson (Brooklyn)	1/16/14
P.J. Hairston (Charlotte)	11/7/14
C.J. Miles (Indiana)	12/8/14
Stephen Curry (Golden State)	3/18/15
Joe Ingles (Utah)	3/8/16
Ben McLemore (Sacramento)	1/21/16
Damian Lillard (Portland)	1/20/16
Nicolas Batum (Charlotte)	1/13/16
Kevin Martin (Minnesota)	11/9/15
Kawhi Leonard (San Antonio)	11/28/15
Robert Covington (Philadelphia)	12/16/15
Isaiah Thomas (Boston)	12/18/15
Nick Young (L.A. Lakers)	11/27/16
Jimmy Butler (Chicago)	1/25/17
Damian Lillard (Portland)	3/18/17
Spencer Dinwiddie (Brooklyn)	3/26/17
Joe Ingles (Utah)	1/22/18
Fred Van Vleet (Toronto)	1/24/18
Nicolas Batum (Charlotte)	1/31/18
Kemba Walker (Charlotte)	3/15/18
Stephen Curry (Golden State)	3/23/18
Buddy Hield (Sacramento)	11/1/18
Langston Galloway (Detroit)	11/9/18
Josh Richardson (Miami)	11/27/18
Jayson Tatum (Boston)	12/14/18
Terrence Ross (Orlando)	2/10/19
Darius Miller (New Orleans)	3/10/19

HAWKS THREE-POINT FG PERCENTAGE

Year	Hawks 3-Pt %		Opponents 3-Pt %	
2018-19	.352	(1067-3034)	.359	(1013-2820)
2017-18	.360	(917-2544)	.377	(949-2519)
2016-17	.341	(729-2137)	.357	(893-2502)
2015-16	.350	(815-2326)	.338	(679-2008)
2014-15	.380	(818-2152)	.341	(720-2112)
2013-14	.363	(768-2116)	.365	(654-1793)
2012-13	.371	(706-1901)	.379	(620-1635)
2011-12	.370	(492-1330)	.344	(391-1137)
2010-11	.352	(502-1427)	.338	(459-1358)
2009-10	.360	(524-1455)	.345	(480-1392)
2008-09	.366	(597-1633)	.353	(528-1496)
2007-08	.356	(384-1078)	.362	(512-1413)
2006-07	.329	(341-1038)	.376	(465-1236)
2005-06	.367	(424-1154)	.368	(444-1205)
2004-05	.312	(304-973)	.379	(467-1232)
2003-04	.335	(419-1249)	.358	(482-1345)
2002-03	.352	(402-1141)	.359	(446-1243)
2001-02	.354	(423-1194)	.355	(472-1329)
2000-01	.357	(333-933)	.367	(396-1080)
1999-00	.317	(258-814)	.367	(373-1015)
1998-99	.306	(197-644)	.300	(190-634)
1997-98	.332	(337-1016)	.342	(348-1017)
1996-97	.359	(659-1834)	.347	(485-1399)
1995-96	.355	(566-1595)	.360	(479-1329)
1994-95	.341	(539-1580)	.347	(420-1212)
1993-94	.323	(268-830)	.315	(275-872)
1992-93	.355	(382-1076)	.337	(281-833)
1991-92	.313	(210-671)	.343	(251-732)
1990-91	.324	(271-836)	.349	(217-621)
1989-90	.302	(124-411)	.340	(181-533)
1988-89	.277	(110-397)	.288	(147-511)
1987-88	.301	(85-282)	.335	(136-406)
1986-87	.318	(135-425)	.300	(128-426)
1985-86	.199	(33-166)	.307	(87-283)
1984-85	.311	(73-235)	.217	(46-212)
1983-84	.217	(23-106)	.211	(39-185)
1982-83	.239	(45-188)	.235	(39-166)
1981-82	.219	(28-128)	.247	(46-186)
1980-81	.122	(10-82)	.211	(32-152)
1979-80	.173	(13-75)	.251	(46-183)

MISCELLANEOUS RECORDS

HAWKS OPENING GAME RESULTS

HOME

Season	Opponent	Date	Result	Score	Attendance
1968-69	Cincinnati	10-15-68	lost	125-110	5,606
1969-70	Seattle	10-15-69	WON	124-119	3,718
1970-71	Milwaukee	10-17-70	lost	107-98	7,197
1971-72	Philadelphia	10-16-71	lost	104-102	5,806
1972-73	* New York	10-15-72	WON	109-101	13,867
1973-74	Capital	10-09-73	WON	128-114	7,503
1974-75	Houston	10-19-74	WON	118-112	4,427
1975-76	New Orleans	10-23-75	WON	109-91	5,579
1976-77	Houston	10-12-76	lost	120-104	4,385
1977-78	Cleveland	10-22-77	WON	107-101	7,894
1978-79	Detroit	10-14-78	WON	122-114	10,249
1979-80	New York	10-12-79	WON	121-104	9,428
1980-81	Chicago	10-11-80	WON	101-93	11,275
1981-82	Philadelphia	10-31-81	lost	108-106	9,824
1982-83	Boston	10-30-82	lost	112-97	13,419
1983-84	Detroit	10-29-83	WON	117-115	9,677
1984-85	Philadelphia	10-27-84	lost	111-108	13,964
1985-86	Washington	10-25-85	lost	100-910	10,129
1986-87	New Jersey	11-01-86	WON	131-111	13,776
1987-88	Washington	11-06-87	WON	114-97	16,064
1988-89	Indiana	11-08-88	WON	112-107	16,371
1989-90	Indiana	11-03-89	lost	126-103	15,906
1990-91	Orlando	11-02-90	WON	115-111	13,593
1991-92	Detroit	11-02-91	lost	89-87	16,435 **
1992-93	New York	11-06-92	lost	106-94	16,389
1993-94	Indiana	11-05-93	WON	116-110	12,032
1994-95	Indiana	11-04-94	lost	94-92	12,568
1995-96	Indiana	11-03-95	lost	106-111	15,188
1996-97	Detroit	11-02-96	lost	90-78	16,378
1997-98	Toronto	11-01-97	WON	90-85	8,539 ***
1998-99	Cleveland	2-05-99	WON	100-83	19,806
1999-00	Milwaukee	11-04-99	lost	119-109 !	18,514
2000-01	Charlotte	10-31-00	lost	106-82	18,465
2001-02	Washington	11-01-01	lost	98-88	20,073 ****
2002-03	Utah	10-31-02	WON	105-98	14,155
2003-04	Indiana	11-01-03	lost	103-99 †	18,818
2004-05	Cleveland	11-09-04	lost	93-79	19,624
2005-06	LA Lakers	11-08-05	Oklost	103-97	19,523
2006-07	New York	11-03-06	WON	102-92	19,604
2007-08	Dallas	11-02-07	WON	101-94	19,767
2008-09	Philadelphia	11-01-08	WON	95-88	19,651
2009-10	Indiana	10-28-09	WON	120-109	17,998
2010-11	Washington	10-30-10	WON	99-95	18,729
2011-12	Washington	12-28-11	WON	101-83	17,750
2012-13	Houston	11-02-12	lost	109-102	18,238
2013-14	Toronto	11-01-13	WON	102-95	18,118
2014-15	Indiana	11-01-14	WON	102-92	19,118
2015-16	Detroit	10-27-15	lost	106-94	19,187
2016-17	Washington	10-27-16	WON	114-99	19,049
2017-18	Denver	10-27-17	lost	105-100	16,220
2018-19	Dallas	10-24-18	WON	111-104	16,705

51 Year Totals 29-22

ROAD

Season	Opponent	Date	Result	Score	Attendance
1968-69	Seattle	10-25-68	lost	123-112	4,689
1969-70	Boston	10-24-69	WON	122-110	6,605 @
1970-71	Detroit	10-22-70	lost	120-101	10,460
1971-72	Cincinnati	10-12-71	lost	127-113	5,124
1972-73	Buffalo	10-10-72	WON	120-109	7,634
193-74	Detroit	10-12-73	lost	122-105	5,020
1974-75	Chicago	10-18-74	lost	120-115†	7,351
1975-76	Los Angeles	11-02-75	lost	116-113†	11,257
1976-77	Los Angeles	10-29-76	lost	118-101	9,752
1977-78	Boston	10-25-77	lost	110-103	6,590
1978-79	Indiana	10-13-78	lost	117-104	8,476
1979-80	Indiana	10-13-79	lost	115-101	10,904
1980-81	Detroit	10-18-80	WON	125-123†	4,036
1981-82	Chicago	11-03-81	lost	104-96	7,112
1982-83	Detroit	10-29-82	lost	94-86	15,252
1983-84	New Jersey	10-28-83	lost	126-108	10,173
1984-85	New Jersey	10-26-84	WON	119-104	10,061
1985-86	Milwaukee	10-26-85	lost	117-91	10,237
1986-87	Philadelphia	11-02-86	WON	122-113	11,468
1987-88	New York	11-11-87	WON	94-93	12,781
1988-89	New Jersey	11-04-88	WON	113-105	14,480
1989-90	Boston	11-10-89	lost	117-106	14,890
1990-91	Sacramento	11-06-90	WON	102-85	17,014
1991-92	Charlotte	11-06-91	lost	114-104	23,698
1992-93	Chicago	11-07-92	WON	100-99	18,676
1993-94	Chicago	11-08-93	lost	106-80	18,157
1994-95	Utah	11-07-94	lost	104-86	18,661
1995-96	Utah	11-06-95	lost	105-96	18,742
1996-97	Miami	11-01-96	lost	94-81	15,113
1997-98	Orlando	10-31-97	WON	105-99	17,248
1998-99	New Jersey	2-07-99	lost	79-69	18,545
1999-00	Washington	11-02-99	lost	94-87	16,038
2000-01	New York	11-02-00	lost	94-69	19,763
2001-02	Houston	10-30-01	lost	89-84†	9,500
2002-03	New Jersey	10-30-02	lost	105-95	16,324
2003-04	New Orleans	10-29-03	lost	88-83†	15,242
2004-05	Phoenix	11-03-04	lost	112-82	18,422
2005-06	Golden State	11-02-05	lost	122-97	18,629
2006-07	Philadelphia	11-01-06	lost	88-75	17,119
2007-08	Detroit	11-04-07	lost	92-91	22,076
2008-09	Orlando	10-29-08	WON	99-85	17,461
2009-10	LA Lakers	11-01-09	lost	118-110	18,997
2010-11	Memphis	10-27-10	WON	119-104	17,519
2011-12	New Jersey	12-27-11	WON	106-70	18,711
2012-13	Oklahoma City	11-04-12	WON	104-95	18,203
2013-14	Dallas	10-30-13	lost	118-109	19,834
2014-15	Toronto	10-29-14	lost	109-102	19,800
2015-16	New York	10-29-15	WON	112-101	19,812
2016-17	Philadelphia	10-29-16	WON	104-72	16,312
2017-18	Dallas	10-18-17	WON	117-111	19,709
2018-19	New York	10-17-18	lost	126-107	18,249

51 Year Totals 17-34

*first Hawks game at Omni
!first Hawks game at Philips Arena (now State Farm Arena)
† denotes overtime game

** largest opening night crowd at Omni
**** largest opening night crowd ever
@ game played in Hartford, CT

*** opening night at Ga. Tech

MISCELLANEOUS NUMBERS

HAWKS OVERTIME GAMES

Season	Home	Road	Total	Pct.
1968-69	2-0	0-0	2-0	1.000
1969-70	0-0	4-0	4-0	1.000
1970-71	1-0	1-1	2-1	.667
1971-72	0-2	0-0	0-2	.000
1972-73	2-1	2-1	4-2	.667
1973-74	1-1	0-1	1-2	.333
1974-75	1-1	0-2	1-3	.250
1975-76	1-1	0-3	1-4	.200
1976-77	1-0	0-0	1-0	1.000
1977-78	3-0	1-1	4-1	.800
1978-79	3-1	1-1	4-2	.667
1979-80	2-1	1-0	3-1	.750
1980-81	1-3	1-3	2-6	.250
1981-82	1-1	2-1	3-2	.600
1982-83	1-1	0-1	1-2	.333
1983-84	2-1	0-1	2-2	.500
1984-85	0-1	2-2	2-3	.400
1985-86	1-1	1-2	2-3	.400
1986-87	1-0	1-0	2-0	1.000
1987-88	1-1	2-0	3-1	.750
1988-89	1-0	1-3	2-3	.400
1989-90	0-0	1-1	1-1	.500
1990-91	1-1	0-0	1-1	.500
1991-92	2-3	0-3	2-6	.250
1992-93	3-1	1-0	4-1	.800
1993-94	1-1	0-1	1-2	.333
1994-95	2-2	2-1	4-3	.571
1995-96	1-0	1-0	2-0	1.000
1996-97	4-0	1-0	5-0	1.000
1997-98	2-1	3-1	5-2	.714
1998-99	1-2	0-0	1-2	.333
1999-00	2-0	0-3	2-3	.400
2000-01	0-2	0-0	0-2	.000
2001-02	1-0	0-2	1-2	.333
2002-03	2-1	1-3	3-4	.429
2003-04	0-4	0-2	0-6	.000
2004-05	0-4	2-1	2-5	.286
2005-06	3-1	2-1	5-2	.714
2006-07	1-4	2-1	3-5	.375
2007-08	2-3	0-1	2-4	.333
2008-09	0-0	0-1	0-1	.000
2009-10	4-1	0-2	4-3	.571
2010-11	0-0	1-1	1-1	.500
2011-12	2-1	3-2	5-3	.625
2012-13	3-0	1-1	4-1	.800
2013-14	3-0	1-1	4-1	.800
2014-15	0-0	0-1	0-1	.000
2015-16	0-3	0-2	0-5	.000
2016-17	4-0	1-0	5-0	1.000
2017-18	0-0	0-1	0-1	.000
2018-19	2-1	1-0	3-1	.750
TOTALS	72-53	44-56	116-109	.516

Team	Site	Hawks	Opp.	W-L
BOSTON (4-8)				
3-08-13	BOS	102	107	L
1-25-13 (2OT)	ATL	123	111	W
4-11-12	BOS	86	88	L
11-22-02 (2OT)	BOS	98	105	L
3-27-01	ATL	112	115	L
11-23-92	BOS	101	97	W
2-03-87	ATL	126	123	W
1-18-86	ATL	122	125	L
12-18-82	ATL	103	107	L
12-14-74	ATL	90	92	L
2-26-71	BOS	129	136	L
2-14-69	ATL	104	101	W
CHARLOTTE HORNETS/BOBCATS (3-3)				
11-7-14	CHAR	119	122	L
12-28-13	ATL	118	116	W
1-06-12	CHAR	102	96	W
3-19-10	ATL	93	92	W
2-13-08	CHAR	98	100	L
4-11-05	ATL	105	110	L
CHICAGO (4-9)				
3-01-19	ATL	161	168	L
12-19-09	CHI	98	101	L
12-16-06	ATL	104	106	L
11-18-88	CHI	112	115	L
12-20-84 (2OT)	NO	129	132	L
12-21-82 (2OT)	CHI	116	124	L
2-26-82	ATL	110	116	L
1-31-78	CHI	103	106	L
12-21-75	ATL	97	90	W
10-18-74	CHI	115	120	L
12-07-72	CHI	94	89	W
3-19-71	ATL	112	111	W
11-06-69	CHI	142	137	W
CLEVELAND (11-7)				
4-09-17	ATL	126	125	W
4-01-16	ATL	108	110	L
12-26-13 (2OT)	CLE	127	125	W
3-21-12	ATL	103	102	W
11-07-06	CLE	104	95	W
1-25-03	CLE	102	101	W
4-13-02 (2OT)	ATL	128	123	W
11-08-97	CLE	99	97	W
4-13-93	ATL	109	112	L
11-17-89 (2OT)	CLE	125	131	L
3-23-85	CLE	91	86	W
12-09-81	CLE	108	112	L
11-24-81	ATL	94	92	W
1-09-81	ATL	107	108	L
2-29-80	ATL	111	102	W
1-07-75	ATL	113	112	W
2-23-75	CLE	105	111	L
2-08-73	ATL	132	136	L

Team	Site	Hawks	Opp.	W-L
DALLAS (0-2)				
2-26-10	ATL	103	111	L
11-08-84	DAL	105	112	L
DENVER (2-1)				
3-13-12	DEN	117	118	L
12-18-05	ATL	110	107	W
12-11-92	ATL	112	107	W
DETROIT (5-8)				
12-26-12 (2OT)	ATL	126	119	W
1-27-12	DET	107	101	W
3-14-05	ATL	108	114	L
3-26-03	DET	99	102	L
4-14-01	ATL	124	129	L
11-09-88	DET	95	101	L
2-02-85	DET	102	110	L
11-27-81	DET	114	112	W
10-18-80	DET	125	123	W
11-24-78	DET	117	119	L
1-16-73	ATL	130	129	W
11-21-72	DET	110	113	L
12-30-99	DET	105	106	L
GOLDEN STATE (4-2)				
3-01-16	GS	105	109	L
3-23-92	ATL	126	125	W
3-17-89	GS	118	127	L
2-10-80	GS	98	96	W
1-31-80	ATL	111	107	W
11-19-75	ATL	104	98	W
HOUSTON (1-3)				
2-22-04 (3OT)	HOU	121	123	L
10-30-01	HOU	84	89	L
4-07-89	ATL	120	112	W
12-15-71	ATL	115	117	L
INDIANA (2-7)				
2-24-06	IND	117	112	W
12-14-04	ATL	97	108	L
11-01-03	ATL	99	103	L
2-14-03	IND	97	98	L
4-30-99	ATL	90	92	L
4-09-98	ATL	102	105	L
3-06-92	ATL	113	115	L
1-31-92	IND	106	115	L
3-16-90	IND	106	104	W
KANSAS CITY / CINCINNATI / SACRAMENTO (2-1)				
3-07-79	ATL	122	120	W
3-14-76	KC	113	114	L
2-18-70	MEM	139	125	W

MISCELLANEOUS NUMBERS

HAWKS OVERTIME GAMES, CONT.

Team	Site	Hawks	Opp.	W-L
LOS ANGELES LAKERS (1-2)				
2-19-88	ATL	119	125	L
11-02-75	LA	113	116	L
12-01-72	LA	114	109	W
MEMPHIS/VANCOUVER (0-2)				
3-29-04 (2OT)	ATL	133	136	L
11-10-99	VAN	97	102	L
MIAMI (3-3)				
12-23-12	MIA	119	121	L
1-05-12 (3OT)	ATL	109	116	L
1-18-11	MIA	93	89	W
12-19-07	ATL	114	111	W
11-18-06	ATL	88	93	L
11-29-02	ATL	100	94	W
MILWAUKEE (4-9)				
3-31-19	ATL	136	135	W
1-15-16	MIL	101	108	L
2-20-16 (2OT)	ATL	109	117	L
2-28-10	ATL	106	102	W
12-26-97	MIL	94	99	L
11-19-94	ATL	93	97	L
3-01-92	MIL	106	109	L
2-07-85	MIL	94	91	W
3-06-84	ATL	104	109	L
3-29-81	ATL	128	132	L
11-28-80	MIL	108	113	L
1-10-79 (2OT)	MIL	117	113	W
3-30-76	MIL	126	130	L
MINNESOTA (5-1)				
2-27-19	ATL	131	123	W
12-28-18	MIN	123	120	W
4-04-00	MIN	76	86	L
12-13-94	ATL	85	83	W
12-28-91	ATL	125	122	W
1-05-91	ATL	117	112	W
NEW JERSEY (6-5)				
11-23-10	NJ	101	107	L
1-02-09	NJ	91	93	L
2-04-07	NJ	101	99	W
2-27-06	ATL	104	102	W
4-18-00 (2OT)	ATL	111	109	W
12-06-94	NJ	94	91	W
1-21-94	ATL	111	113	L
4-19-88	NJ	119	109	W
3-26-85	NO	108	109	L
11-04-78	ATL	117	118	L
10-26-77	NJ	113	110	W
NEW ORLEANS/CHARLOTTE (0-1)				
10-29-03	NO	83	88	L
NEW YORK (11-7)				
01-29-17 (4OT)	ATL	142	139	W
12-28-16	ATL	102	98	W
1-01-10	ATL	108	112	L
3-03-07	ATL	100	104	L
3-15-06 (2OT)	NY	117	121	L
4-17-05	NY	139	135	W
11-30-04	NY	109	110	L
1-28-00	ATL	98	96	W
11-28-95	NY	102	97	W
4-06-93	ATL	109	104	W
12-07-91	ATL	128	137	L
2-24-84	ATL	105	104	W
12-23-83	ATL	114	113	W
2-24-81	ATL	117	120	L
10-30-80	NY	115	116	L
11-30-78	ATL	102	96	W
2-24-77	ATL	101	98	W
12-16-69	NY	125	124	W
OKLAHOMA CITY/SEATTLE (5-3)				
11-16-07 (2OT)	ATL	123	126	L
11-11-06	ATL	112	113	L
11-26-02	ATL	119	116	W
11-13-93	SEA	89	97	L
2-19-82 (3OT)	SEA	127	122	W
3-11-79	ATL	113	111	W
2-05-71	SEA	121	120	W
3-16-69	ATL	131	127	W

Team	Site	Hawks	Opp.	W-L
ORLANDO (4-4)				
12-06-17	ORL	106	110	L
2-08-16	ATL	110	117	L
2-10-12	ORL	89	87	W
3-19-06	ATL	110	107	W
2-19-99	ATL	94	99	L
3-17-97	ATL	112	107	W
1-09-97	ORL	97	92	W
3-05-95	ORL	111	113	L
PHILADELPHIA (6-5)				
4-08-07	PHIL	104	109	L
4-06-04	ATL	100	103	L
3-27-99	ATL	103	99	W
1-29-98	ATL	109	99	W
3-12-91	ATL	129	133	L
4-15-88	PHIL	103	101	W
3-05-86	PHIL	114	122	L
11-02-85	ATL	114	113	W
12-02-80	ATL	112	108	W
3-11-80	ATL	97	102	L
3-31-78	ATL	111	110	W
PHOENIX (3-1)				
1-07-97	ATL	105	103	W
2-04-89	PHO	118	116	W
12-18-77	ATL	134	129	W
2-16-74	PHO	123	124	L
PORTLAND (3-4)				
2-13-17	POR	109	104	W
11-16-09	ATL	99	95	W
1-21-08	ATL	109	111	L
3-23-07	ATL	100	102	L
1-22-03	ATL	110	112	L
3-29-93	ATL	127	118	W
12-20-80	POR	119	122	L
SAN ANTONIO (5-1)				
1-01-17	ATL	114	112	W
3-21-10	ATL	119	114	W
1-11-97	ATL	87	82	W
12-29-94	ATL	127	121	W
3-10-87	SA	113	106	W
3-20-84	SA	132	135	L
SAN DIEGO / BUFFALO / LA CLIPPERS (0-3)				
1-17-92	LAC	107	111	L
12-11-73	ATL	127	132	L
11-05-71	ATL	117	122	L
TORONTO (6-3)				
3-18-14	ATL	118	113	W
4-02-08	ATL	127	120	W
3-01-06	TOR	113	111	W
4-8-05	TOR	101	109	L
3-11-05	TOR	116	112	W
11-26-04	ATL	97	99	L
1-11-02	TOR	91	94	L
11-26-97 (2OT)	TOR	109	104	W
1-04-96	ATL	104	101	W
UTAH / NEW ORLEANS (4-1)				
3-25-12 (4OT)	ATL	139	133	W
3-21-94	ATL	100	96	W
12-19-87	ATL	130	124	W
2-19-86	UTAH	105	109	L
3-24-78	ATL	96	94	W
WASHINGTON / CAPITAL / BALTIMORE (11-3)				
12-13-13	ATL	101	99	W
12-18-12	WAS	100	95	W
11-21-12	ATL	101	100	W
1-11-08	ATL	98	102	L
1-14-06	ATL	114	106	W
1-11-98	WAS	107	102	W
11-18-97	ATL	98	89	W
1-24-97	ATL	117	105	W
2-19-92	ATL	102	103	L
4-04-86	WAS	129	135	L
3-16-83	ATL	94	81	W
3-23-74	ATL	119	108	W
11-07-72	ATL	109	107	W
11-01-69	BAL	140	137	W

HAWKS DRAFT CHOICES

2019 DRAFT CHOICES

Name	From	Pos.	Ht.	Wt.	Round	Pick
Jaxson Hayes *	Texas	C	6-11	220	1	8
Cam Reddish	Duke	F	6-8	218	1	10
Marcos Louzada Silva *	Brazil	G	6-6	185	2	35

* The Hawks traded Hayes' rights to New Orleans as part of the trade for fourth overall pick De'Andre Hunter and Silva's rights to Philadelphia as part of a trade for Bruno Fernando.

1968 - 2018 HAWKS DRAFT CHOICES

Rnd.	Player	College	Pick
2018 DRAFT			
1	Luka Doncic *	Real Madrid	3
1	Kevin Huerter	Maryland	19
1	Omari Spellman	Villanova	30

* The Hawks traded Doncic's rights to the Dallas Mavericks in exchange for Trae Young, the fifth overall pick, and a 2019 first-round draft pick.

Rnd.	Player	College	Pick
2017 DRAFT			
1	John Collins	Wake Forest	19
2	Tyler Dorsey	Oregon	41
2	Alpha Kaba	France	60
2016 DRAFT			
1	DeAndre' Bembry	St. Joseph's	21
2	Isaia Cordinier	Denain ASC Voltaire (France)	44
2	Kay Felder	Oakland University	54

* The Hawks traded Felder's rights to Cleveland for cash considerations.

Rnd.	Player	College	Pick
2015 DRAFT			
1	Kelly Oubre	Kansas	15
2	Marcus Eriksson	Barcelona	50
2	Dimitrios Agravanis	Olympiacos	59

* The Hawks traded Oubre's rights to the Washington Wizards in exchange for Jerian Grant, the 19th pick, and two second-round picks. Atlanta then acquired Tim Hardaway Jr. from the New York Knicks in exchange for the draft rights to Grant.

Rnd.	Player	College	Pick
2014 DRAFT			
1	Adreian Payne	Michigan State	15
2	Walter "Edy" Tavares	Gran Canaria	43
2	Lamar Patterson	Pittsburgh	48

* The Hawks acquired Patterson's draft rights from Milwaukee, in exchange for a 2015 second-round pick.

Rnd.	Player	College	Pick
2013 DRAFT			
1	Dennis Schröder	NY Phantoms Braunschweig (Germany)	17
2	Raul Neto	Lagun Aro (Spain)	47
2	James Ennis	Long Beach State	50

* On June 28, the Hawks acquired the rights to Lucas Nogueira (16th pick), Mike Muscala (44th pick) and Jared Cunningham from Dallas in exchange for the rights to Shane Larkin (18th pick) ... In addition, the Hawks acquired a 2015 second-round pick from the Utah Jazz in exchange for Raul Neto (47th pick) and a conditional 2017 second-round pick from the Miami Heat in exchange for James Ennis (50th pick).

Rnd.	Player	College	Pick
2012 DRAFT			
1	John Jenkins	Vanderbilt	23
2	Mike Scott	Virginia	43
2011 DRAFT			
2	Keith Benson	Oakland	48
2010 DRAFT			
1	Damion James *	Texas	24
2	Pape Sy	France	53

*On draft night, James was traded to NJ for rights to Jordan Crawford and Tibor Pleiss ... Pleiss was traded to OKC for cash considerations.

Rnd.	Player	College	Pick
2009 DRAFT			
1	Jeff Teague	Wake Forest	19
2	Sergiy Gladyr	NBC Mykolaiv	49
2008 DRAFT			
	No draft picks		
2007 DRAFT			
1	Al Horford	Florida	3
1	Acie Law IV	Texas A&M	11
2006 DRAFT			
1	Shelden Williams	Duke	5
2	Solomon Jones	South Florida	33
2005 DRAFT			
1	Marvin Williams	North Carolina	2
2	Salim Stoudamire	Arizona	31
2	Cenk Akyol	Turkey (Efes Pilsen)	59
2004 DRAFT			
1	Josh Childress	Stanford	6
1	Josh Smith	Oak Hill Academy (HS)	17
2	Donta Smith	SE Illinois JC	34
2	Royal Ivey	Texas	37
2	Viktor Sanikidze *	SAOS JDA Dijon (Georgia)	42

*On draft night, Sanikidze was traded to the Spurs for a 2005 second-round pick and cash considerations.

Rnd.	Player	College	Pick
2003 DRAFT			
1	Boris Diaw	Pau Orthez (France)	21
2	Travis Hansen	Brigham Young	37
2002 DRAFT			
2	David Andersen	Kinder Bologna (Italy)	37

On draft night, the Hawks acquired the draft rights to Dan Dickau (selected in the first round, 28th overall by Sacramento) in exchange for a future first-round pick.

Rnd.	Player	College	Pick
2001 DRAFT			
1	Pau Gasol *	Spain	3
1	Jamaal Tinsley **	Iowa State	27
2	Terence Morris	Maryland	34

* On draft night, Gasol was traded to the Grizzlies, along with Brevin Knight and Lorenzen Wright, in exchange for Shareef Abdur-Rahim and the 27th pick.

*On draft night, Tinsley was traded to Pacers for a future first-rounder.

Rnd.	Player	College	Pick
2000 DRAFT			
1	DerMarr Johnson	Cincinnati	6
2	Hanno Möttölä	Utah	40
2	James "Scoonie" Penn	Ohio State	57
1999 DRAFT			
1	Jason Terry	Arizona	10
1	Cal Bowdler	Old Dominion	17
1	Dion Glover	Georgia Tech	20
1	Jumaine Jones *	Georgia	27
2	Roberto Bergersen **	Boise State	52

*On draft night, Jones' rights were traded to the Philadelphia 76ers for a future first-round draft choice (via Toronto).
** On draft night, rights were traded to Portland for cash considerations.

Rnd.	Player	College	Pick
1998 DRAFT			
1	Roshown McLeod	Duke	22
2	Cory Carr *	Texas Tech	49

* On draft night, Carr's rights were traded to Chicago, along with two future second-round draft picks, for the rights to Shammond Williams.

Rnd.	Player	College	Pick
1997 DRAFT			
1	Ed Gray	California	22
2	Alain Digbeu	Villerbaune, France	50
2	Chris Crawford	Marquette	51
1996 DRAFT			
1	Priest Lauderdale	Central State (OH)	28
1995 DRAFT			
1	Alan Henderson	Indiana	16
2	Donnie Boyce	Colorado	42
3	Troy Brown	Providence	45
4	Cuonzo Martin	Purdue	57
1994 DRAFT			
2	Gaylon Nickerson	NW Oklahoma State	34

(Atlanta's first-round position belonged to the LA Clippers as a result of the Dominique Wilkins/Danny Manning trade).

Rnd.	Player	College	Pick
1993 DRAFT			
1	Doug Edwards	Florida State	15
2	Richard Manning	Washington	40
1992 DRAFT			
1	Adam Keefe	Stanford	10
2	Elmer Bennett	Notre Dame	38
1991 DRAFT			
1	Stacey Augmon	UNLV	9
1	Anthony Avent *	Seton Hall	15
2	Rodney Monroe	N.C. State	30

*Avent's rights were traded to Denver on 6/26/91.

Rnd.	Player	College	Pick
1990 DRAFT			
1	Rumeal Robinson	Michigan	10
2	Trevor Wilson	UCLA	36
1989 DRAFT			
1	Roy Marble	Iowa	23
2	Haywoode Workman	Oral Roberts	49
1988 DRAFT			
2	Anthony Taylor	Oregon	44
3	Jorge Gonzalez	Argentina	54
3	Darryl Middleton	Baylor	68

First round pick and Randy Wittman to Sacramento for Reggie Theus 6/27/88.

Rnd.	Player	College	Pick
1987 DRAFT			
1	Dallas Comegys	DePaul	21
2	Terrance Bailey	Wagner	42
2	Terry Coner	Alabama	44
3	Song Tao	China	67
4	Theo Christodoulou	Greece	90
5	Jose-Antonio Montero	Spain	113
6	Ricardo Morandoti	Italy	136
7	Franjo Arapovic	Yugoslavia	159
1986 DRAFT			
1	Billy Thompson *	Louisville	19
2	Cedric Henderson	Georgia	32
2	Augusto Binelli	Italian Nat'l.	40
3	Dave Hoppen	Nebraska	65
3	Jim Les	Bradley	70
4	Efram Winters	Illinois	88
5	Nicky Jones	Virginia Commonwealth	111
6	Alexander Volkov	USSR	134
7	Valery Tikhonenko	USSR	157

*Thompson was traded to L.A. Lakers for Ken Barlow 6/17/86.

Rnd.	Player	College	Pick
1985 DRAFT			
1	Jon Koncak	SMU	5
2	Lorenzo Charles	N.C. State	41
3	Sedric Toney	Dayton	59
4	Arvydas Sabonis	USSR	77
4	John Battle	Rutgers	84
5	Larry Hampton	F.D.U.	100
6	Tony Duckett	Lafayette	123
7	Bob Ferry	Harvard	146

HAWKS DRAFT CHOICES, CONT.

Rnd.	Player	College	Pick
1984 DRAFT			
1	Kevin Willis	Michigan State	11
3	Bobby Parks	Memphis State	58
4	Dicky Beal	Kentucky	81
5	Terry Martin	NE Louisiana	104
6	Jim Master	Kentucky	127
7	Vince Martello	Florida State	150
8	Robert Brown	Long Island	173
9	Fred Brown	Georgetown	185
10	Doug Mills	Hofstra	217

Second round pick (#35) to Golden State for Rickey Brown on 2/15/83.

Rnd.	Player	College	Pick
1983 DRAFT			
1	Randy Wittman *	Indiana	22
2	Glenn Rivers	Marquette	31
3	John Pinone	Villanova	58
4	Harry Kelly	Texas Southern	81
5	Charles Jones	Oklahoma	104
6	Tom Bethea	Richmond	127
7	Lex Drum	UAB150	
8	George Thomas	Georgia Tech	173
9	Will Cotchery	Livingston	195
10	Ronnie Carr	W. Carolina	216

*Wittman acquired from Bullets for Tom McMillen and future pick 7/5/83.

Rnd.	Player	College	Pick
1982 DRAFT			
1	Keith Edmonson	Purdue	10
3	Joe Kopicki	Detroit	56
5	Mark Hall	Minnesota	102
6	Jay Bruchak	Mt. St. Mary's	126
7	Horace Wyatt	Clemson	148
8	James Ratiff	Howard	172
9	Pierre Bland	Elizabeth City	194
10	Ronnie McAdoo	Old Dominion	216

Second round pick to New York for Mike Glenn 10/24/81.
Fourth round pick to New Jersey for Rory Sparrow 8/11/81.

Rnd.	Player	College	Pick
1981 DRAFT			
1	Al Wood	North Carolina	4
2	Clyde Bradshaw	DePaul	38
3	Durand Macklin	LSU	52
4	Kevin Figaro	SW Louisiana	75
5	Steve Krafscisin	Iowa 98	
6	Darryl Warwick	Hampton	121
7	Kevin Vesey	Iona	144
8	Gilbert Salinas	Notre Dame	167
9	Howard Thompkins	Wagner	189
10	Mike Frazier	Georgetown	209
1980 DRAFT			
1	Don Collins	Washington State	18
2	Craig Shelton	Georgetown	28
5	Mike Doyle	South Carolina	110
6	Mike Zagardo	G. Washington	133
7	Charles Hightower	Dillard	156
9	Stan Lamb	Steubenville	195

Third round pick to Utah.
Fourth round pick to Los Angeles.
Selected ineligible player in eighth and tenth rounds.

Rnd.	Player	College	Pick
1979 DRAFT			
2	James Bradley	Memphis State	35
2	Larry Wilson	Nicholls State	38
3	Don Marsh	Franklin & Marshall	57
5	Tiny Pinder	N.C. State	101
6	Dwight Williams	Gardner-Webb	121
7	Tim Waterman	St. Bonavent.	141
8	John Goedeke	Maryland (Balt.)	160
9	Cedric Oliver	Hamilton	178
10	Chad Newlson	Drake	196

First round pick to Pacers as compensation for signing of free agent Dan Roundfield.

Rnd.	Player	College	Pick
1978 DRAFT			
1	Butch Lee	Marquette	10
1	Jack Givens	Kentucky	16
2	Rick Wilson	Louisville	25
3	Steve Grant	Manhattan	54
5	Chris Potter	Holy Cross	98
6	Gerald Glover	Howard	120
7	Jim DeWeese	Gonzaga	141
8	Ed Murphy	Merrimack	160
9	Maurice Robinson	W. Virginia	177
10	Marshall Lester	Florida Southern	192

Fourth round pick to Buffalo.

Rnd.	Player	College	Pick
1977 DRAFT			
1	Wayne Rollins	Clemson	14
3	Sam Smith	UNLV	48
3	Eddie Johnson	Auburn	49
4	Dave Bormann	Gardner-Webb	70
5	Bill Gordon	UTC 92	
6	Calvin Crews	Northwestern	114
7	James Holliman	Arizona State	135
8	Vern Thompson	Brigham Young	155

Second round pick to New York for Tom McMillen.

Rnd.	Player	College	Pick
1976 DRAFT			
1	Armond Hill	Princeton	9
2	Bob Carrington	Boston College	28
3	Larry Cooke	VPI	46
4	Tom Barker	Hawaii	53
5	Ron Davis	Washington State	70
6	Pete Padgett	Nevada-Reno	88
7	Carl Gerlach	Kansas State	106
8	Doug Terry	Utah	124
9	Bob Kovach	San Diego State	142
10	Mike Dickerson	S. Florida	160

Rnd.	Player	College	Pick
1975 DRAFT			
1	David Thompson	N.C. State	1
1	Marvin Webster	Morgan State	3
2	Bill Willoughby	Morrow (NJ) High	19
4	Monte Towe	N.C. State	57
5	Wilbur Holland	New Orleans	75
6	Danny Williams	Mississippi	93
7	Gus Johnson	Winona State	111
8	Oscar Jackson	Duquesne	129
9	Dave Schlesser	Morningside	146
10	Vic Kelly	Hawaii	162
1974 DRAFT			
1	Tom Henderson	Hawaii	7
1	Mike Sojourner	Utah 10	
2	John Drew	Gardner-Webb	25
3	Darrell Elston	North Carolina	43
4	Ed Palubinskas	Louisiana State	61
5	Tyrone Medley	Utah 79	
6	Sammy Hervey	So. Methodist	97
7	Greg Lee	UCLA	115
8	Bill Butler	Louisville	133
9	Lon Kruger	Kansas State	151
10	Brendy Lee	Nebraska	168
1973 DRAFT			
1	Dwight Jones	Houston	9
1	John Brown	Missouri	10
2	Tom Inglesby	Villanova	27
3	Ted Manakas	Princeton	36
3	Leonard Gray	Long Beach State	45
4	James Brown	Harvard	62
5	Dave Winfield	Minnesota	79
6	John Williamson	New Mexico State	96
7	Pete Harris	Stephen F. Austin	113
8	Tim Dominey	Valdosta State	130
1972 DRAFT			
2	Steve Bracey	Tulsa	21
4	Reggie Bird	Princeton	55
5	Bob Lackey	Marquette	71
6	Randy Knoll	Marshall	88
7	Billy Pleas	Detroit	105
8	Oscar Evans	Butler	121
9	Larry Strozier	Morehouse	136
10	Jim Clesson	Tulsa	149
11	Charles Allen	Texas Southern	160
12	James Green	Paine College	169
1971 DRAFT			
1	George Trapp	Long Beach State	5
2	Ted McClain	Tennessee State	22
3	Jeff Halliburton	Drake	39
4	Jim Welch	Houston	56
6	Willie Humes	Idaho State	90
7	Mike Jordan	Savannah State	107
8	Jim Smith	Kentucky Wesleyan	124
9	Ernie Fleming	Jacksonville	140
10	Ron Rippicoe	Lipscomb	156
11	Levi Wyatt	Alcorn	172
12	Roger Moore	Columbus	186
13	Ed Jenkins	Michigan Lutheran	198
1970 DRAFT			
1	Pete Maravich	Louisiana State	3
1	John Vallely	UCLA	14
2	Dan Hester	Louisiana State	31
4	Fred Davis	Howard Payne	65
5	Bob Riley	Mt. St. Mary's	82
6	Dave Parker	Windham	99
7	John Shinall	Jackson State	116
8	Herb White	Georgia	133
9	Larry Jackson	Sul Ross	150
11	Dino Meneghin	Italy 182	
1969 DRAFT			
1	Butch Beard	Louisville	10
2	Wally Andrezunas	Creighton	25
4	Billy Hann	Tennessee	53
5	Mike Mitchell	West Texas State	67
6	Guy Mackner	South Dakota	81
7	Bob Bundy	Vanderbilt	95
8	Bob Christian	Grambling	109
9	Pete Gayeska	Massachusetts	123
10	Dick Stewart	Rutgers	137
11	Loran Bracci	SF Valley State	151
12	Dave Jones	LaVerne	164
13	Dick Barton	Riverside	176
14	Mike Dahl	Oglethorpe	185
15	Norm Carmichael	Virginia	193
16	Buddy Cornelius	Jacksonville (Ala.)	199
17	John Tolmie	Navy 205	
18	Cliff Parsons	Air Force	210
19	Grady O'Malley	Manhattan	214
20	Carl Rodwell	California-Riverside	217
1968 DRAFT			
1	Skip Harlicka	South Carolina	13
4	Bob Warren	Vanderbilt	47
5	Rusty Parker	Miami	61
6	Phil Wagner	Georgia Tech	75
7	Oscar Smith	Elizabeth City	89
8	Martin Baietti	Manhattan	103
9	Mack Daughtry	Albany State	117
10	Dwight Waller	Tennessee State	131
11	Henry Watkins	Tennessee State	144
12	Bill Harris	Texas Western	157
12	Frank Standard	South Carolina	169
13	George Hicker	Syracuse	180
14	Bernie Foster	Pasadena	188
15	Terry Allerton	Baldwin-Wallace	196

ALL-TIME ROSTER: 1968 - 2019

YEAR	GP	MINS	FGM	FGA	FG%	FTM	FTA	FT%	OR	DR	TR	AST	PF-D	STL	BS	PTS	PPG
SHAREEF ABDUR-RAHIM				Height: 6' 9"			Weight: 245									California '96	
2001-02	77	2980	598	1297	.461	419	523	.801	198	498	696	239	214-2	98	81	1636	20.5
2002-03	81	3087	566	1183	.478	455	541	.841	175	502	677	242	240-2	87	38	1608	19.9
2003-04	53	1956	383	790	.485	294	334	.880	141	354	495	127	147-1	44	19	1065	20.1
3 Years	211	8023	1547	3270	.473	1168	1398	.835	514	1354	1868	608	601-5	229	138	4309	20.4
DON ADAMS				Height: 6' 7"			Weight: 210									Northwestern '70	
1971-72	70	2030	307	779	.394	204	273	.747	—	—	494	137	259-5	—	—	818	11.7
1972-73	4	76	8	38	.211	7	8	.875	—	—	22	5	11-0	—	—	23	5.8
2 Years	74	2106	315	817	.386	211	281	.751	—	—	516	142	270-5	—	—	841	11.4
JAYLEN ADAMS				Height: 6' 2"			Weight: 190									St. Bonaventure '18	
2018-19	34	428	38	110	.345	7	9	.778	11	49	60	65	45-0	14	5	108	3.2
DERRICK ALSTON				Height: 6' 11"			Weight: 225									Duquesne '94	
1996-97	2	11	0	5	.000	0	0	—	3	1	4	0	0-0	0	0	0	0.0
GREG "Cadillac" ANDERSON				Height: 6' 10"			Weight: 250									Houston '87	
1994-95	51	622	57	104	.548	34	71	.479	62	126	188	17	103-0	23	29	148	2.9
1997-98	50	398	36	81	.444	16	41	.390	39	79	118	15	85-0	19	10	88	1.8
2 Years	101	1020	93	185	.503	50	112	.446	101	205	306	32	188-0	42	39	236	2.3
JUSTIN ANDERSON				Height: 6' 6"			Weight: 230									Virginia '15	
2018-19	48	463	64	157	.408	26	35	.743	24	60	84	23	48-0	22	13	178	3.7
KENNY ANDERSON				Height: 6' 1"			Weight: 168									Georgia Tech '91	
2004-05	39	717	81	190	.426	27	37	.730	23	60	83	98	81-1	33	0	195	5.0
PERO ANTIC				Height: 6' 11"			Weight: 265									Macedonia	
2013-14	50	925	123	294	.418	50	66	.758	57	152	209	58	126-0	19	12	352	7.0
2014-15	63	1037	108	296	.365	88	123	.715	58	131	189	49	132-0	18	14	356	5.7
2 Years	113	1962	231	590	.392	138	189	.730	115	283	398	107	258-0	37	26	708	6.3
HILTON ARMSTRONG				Height: 6' 11"			Weight: 235									Connecticut '06	
2010-11	12	76	6	12	.500	2	10	.200	3	14	17	4	9-0	3	5	15	1.3
STACEY AUGMON				Height: 6' 8"			Weight: 205									UNLV '91	
1991-92	82	2505	440	889	.489	213	320	.666	191	229	420	201	161-0	124	27	1094	13.3
1992-93	73	2112	397	792	.501	227	307	.739	141	146	287	170	141-1	91	18	1021	14.0
1993-94	82	2605	439	861	.510	333	436	.764	178	216	394	187	179-0	149	45	1212	14.8
1994-95	76	2362	397	876	.453	252	346	.728	157	211	368	197	163-0	100	47	1053	13.9
1995-96	77	2294	362	738	.491	251	316	.794	137	167	304	137	188-1	106	31	976	12.7
5 Years	390	11878	2035	4166	.488	1276	1725	.740	804	969	1773	892	832-2	570	168	5356	13.7
GUSTAVO AYON				Height: 6' 10"			Weight: 250									Mexico	
2013-14	26	429	52	102	.510	8	20	.400	42	83	125	28	47-0	25	10	112	4.3
LUKE BABBITT				Height: 6' 9"			Weight: 225									Nevada '10	
2017-18	37	570	80	168	.476	17	22	.773	5	76	81	26	47-0	7	5	226	6.1
JOHN BAGLEY				Height: 6' 0"			Weight: 205									Boston College '83	
1993-94	3	13	0	2	.000	2	2	1.000	0	1	1	3	2-0	0	0	2	0.7
TOM BARKER				Height: 6' 11"			Weight: 230									Hawaii '76	
1976-77	59	1354	182	436	.417	112	164	.683	111	290	401	60	223-11	33	41	476	8.1
DREW BARRY				Height: 6' 5"			Weight: 191									Georgia Tech '96	
1997-98	27	256	18	38	.474	11	13	.846	5	30	35	49	28-0	10	1	56	2.1
1999-00	8	74	6	15	.400	3	3	1.000	0	4	4	16	9-0	0	0	19	2.4
2 Years	35	330	24	53	.453	14	16	.875	5	34	39	65	37-0	10	1	75	2.1
JON BARRY				Height: 6' 4"			Weight: 205									Georgia Tech '92	
1996-97	58	965	100	246	.407	37	46	.804	26	73	99	115	56-0	55	3	285	4.9
2004-05	16	275	31	77	.403	10	13	.769	4	17	21	28	28-0	14	2	83	5.2
2 Years	74	1240	131	323	.406	47	59	.800	30	90	120	143	84-0	69	5	368	5.0
ESTEBAN BATISTA				Height: 6' 10"			Weight: 270									Uruguay	
2005-06	57	495	34	80	.425	33	53	.623	61	83	144	7	111-2	15	11	101	1.8
2006-07	13	81	8	16	.500	4	7	.571	7	23	30	4	13-0	3	0	20	1.5
2 Years	70	576	42	96	.438	37	60	.617	68	106	174	11	124-2	18	11	121	1.7
JOHN BATTLE				Height: 6' 2"			Weight: 175									Rutgers '85	
1985-86	64	639	101	222	.455	75	103	.728	12	50	62	74	80-0	23	3	277	4.3
1986-87	64	804	144	315	.457	93	126	.738	16	44	50	124	76-0	29	5	381	6.0
1987-88	67	1227	278	613	.454	141	188	.750	26	87	113	158	84-0	31	5	713	10.6
1988-89	82	1672	287	628	.457	194	238	.815	30	110	140	197	125-0	42	9	779	9.5
1989-90	60	1477	275	544	.506	102	135	.756	27	72	99	154	115-0	28	3	654	10.9
1990-91	79	1863	397	862	.461	270	316	.854	34	125	159	217	145-0	45	6	1078	13.6
6 Years	416	7682	1482	3184	.465	875	1106	.791	145	488	633	924	625-0	198	31	3882	9.3
SERGEI BAZAREVICH				Height: 6' 2"			Weight: 168									Russian National Team	
1994-95	10	74	11	22	.500	1	6	.167	1	6	7	14	10-0	1	1	30	3.0
KENT BAZEMORE				Height: 6' 5"			Weight: 201									Old Dominion '12	
2014-15	75	1324	141	331	.426	60	100	.600	21	201	222	78	127-0	52	33	390	5.2
2015-16	75	2083	320	725	.441	123	151	.815	28	351	379	171	176-2	210	88	872	11.6
2016-17	73	1963	295	721	.409	119	168	.708	45	186	231	177	165-2	91	52	801	11.0
2017-18	65	1789	284	676	.420	160	201	.796	25	223	248	228	147-1	100	45	836	12.9
2018-19	67	1643	278	691	.402	127	175	.726	37	224	261	152	170-2	89	42	779	11.6
5 Years	355	8802	1318	3144	.419	589	795	.741	156	1185	1341	806	785-7	542	260	3678	10.4
ALFRED "Butch" BEARD				Height: 6' 3"			Weight: 185									Louisville '69	
1969-70	72	941	183	392	.467	135	163	.828	—	—	140	121	124-0	—	—	501	7.0
ZELMO "Big Z" BEATY				Height: 6' 9"			Weight: 235									Prairie View '62	
1968-69	72	2578	588	1251	.470	370	506	.731	—	—	798	131	272-7	—	—	1546	21.5
RON BEHAGEN				Height: 6' 9"			Weight: 235									Minnesota '73	
1977-78	26	571	117	249	.470	51	70	.729	53	120	173	34	97-3	30	12	285	11.0
MARCO BELINELLI				Height: 6' 5"			Weight: 210									Italy	
2017-18	52	1209	199	485	.410	101	109	.927	14	86	100	103	41-0	46	3	591	11.4
WALT "Big Bells" BELLAMY				Height: 6' 11"			Weight: 245									Indiana '61	
1969-70	23	855	141	287	.491	75	124	.605	—	—	310	88	97-2	—	—	357	15.5
1970-71	82	2908	433	879	.493	336	556	.604	—	—	1060	230	271-4	—	—	1202	14.7
1971-72	82	3187	593	1089	.545	340	581	.585	—	—	1049	262	255-2	—	—	1526	18.6
1972-73	74	2802	455	901	.505	283	526	.538	—	—	964	179	244-1	—	—	1193	16.1
1973-74	77	2440	389	801	.486	233	383	.608	264	476	740	189	232-2	52	48	1011	13.1
5 Years	338	12192	2011	3957	.508	1267	2170	.584	264	476	4123	948	1099-11	52	48	5289	15.7
COREY BENJAMIN				Height: 6' 6"			Weight: 200									Oregon State '98	
2002-03	9	152	13	43	.302	12	16	.750	10	21	31	10	20-0	1	2	40	4.4
MIKE BIBBY				Height: 6' 2"			Weight: 195									Arizona	
2007-08	15	1097	170	411	.414	23	31	.742	11	45	56	75	34-0	35	2	667	14.2
2008-09	79	2740	437	1005	.435	135	171	.789	38	240	278	392	145-0	98	11	1176	14.9
2009-10	80	2195	268	644	.416	68	79	.861	20	164	184	310	157-0	67	3	730	9.1
2010-11	56	1674	192	441	.435	29	46	.630	15	128	143	202	125-0	38	6	526	9.4
4 Years	230	7706	1067	2501	.427	255	327	.780	84	577	661	979	461-0	238	22	3099	13.5
MOOKIE BLAYLOCK				Height: 6' 1"			Weight: 185									Oklahoma '89	
1992-93	80	2820	414	964	.429	123	169	.728	89	191	280	671	156-0	203	23	1069	13.4
1993-94	81	2915	444	1079	.411	116	159	.730	117	307	424	789	144-0	212	44	1118	13.8
1994-95	80	3069	509	1198	.425	156	214	.729	117	276	393	616	164-3	200	26	1373	17.2
1995-96	81	2893	455	1123	.405	127	170	.747	110	222	332	478	151-1	212	17	1268	15.7
1996-97	78	3056	501	1159	.432	131	174	.753	114	299	413	463	141-0	212	20	1354	17.4
1997-98	70	2700	368	938	.392	95	134	.709	81	260	341	469	122-0	183	21	921	13.2
1998-99	48	1763	247	651	.379	69	91	.758	45	179	224	278	61-0	99	9	640	13.3
7 Years	518	19216	2938	7112	.413	817	1111	.735	673	1734	2407	3764	939-4	1321	160	7743	14.9
CAL BOWDLER				Height: 6' 10"			Weight: 245									Old Dominion '99	
1999-00	46	423	49	115	.426	24	38	.632	22	63	85	14	46-1	14	9	122	2.7
2000-01	44	375	53	114	.465	33	40	.825	30	47	77	4	45-0	10	21	140	3.2
2001-02	52	585	61	174	.351	39	47	.830	38	72	110	11	64-1	18	15	162	3.1
3 Years	142	1383	163	403	.404	96	125	.768	90	182	272	29	155-2	42	45	424	3.0

ALL-TIME ROSTER: 1968 - 2019, CONT.

YEAR	GP	MINS	FGM	FGA	FG%	FTM	FTA	FT%	OR	DR	TR	AST	PF-D	STL	BS	PTS	PPG
IRA BOWMAN				Height: 6' 5"			Weight: 195									Pennsylvania '96	
2000-01	3	19	0	2	.000	0	0	—	1	1	2	7	0-0	0	0	0	0.0
DONNIE BOYCE				Height: 6' 5"			Weight: 196									Colorado '95	
1995-96	8	41	9	23	.391	2	4	.500	5	5	10	3	2-0	3	1	24	3.0
1996-97	22	154	21	63	.333	11	22	.500	7	8	15	13	17-0	10	4	55	2.5
2 Years	30	195	30	86	.349	13	26	.500	12	13	25	16	19-0	13	5	79	2.6
CEDRIC BOZEMAN				Height: 6' 6"			Weight: 207									UCLA '06	
2006-07	23	199	11	39	.282	2	6	.333	3	20	23	9	32-0	5	2	26	1.1
STEVE BRACEY				Height: 6' 1"			Weight: 175									Tulsa '72	
1972-73	70	1050	192	395	.486	73	110	.664	—	—	10	125	125-0	—	—	457	6.5
1973-74	75	1463	241	520	.463	69	96	.719	26	120	146	231	157-0	60	5	551	7.3
2 Years	145	2513	433	915	.473	142	206	.689	26	120	253	356	282-0	60	5	1008	7.0
DUDLEY BRADLEY				Height: 6' 6"			Weight: 195									North Carolina '79	
1988-89	38	267	86	28	.326	8	16	.500	7	25	32	24	41-0	16	2	72	1.9
MICHAEL BRADLEY				Height: 6' 10"			Weight: 225									Villanova '01	
2003-04	11	60	6	12	.500	0	0	—	5	7	12	0	8-0	2	0	12	1.1
CLYDE BRADSHAW				Height: 6' 0"			Weight: 170									DePaul '81	
1981-82	—on active roster for five games from 10/21/81 to 11/10/81 but saw no action—																
ELTON BRAND				Height: 6' 9"			Weight: 254									Duke '99	
2013-14	73	1414	179	332	.539	61	94	.649	97	264	361	74	192-0	40	88	419	5.7
2014-15	36	486	42	95	.442	12	23	.522	28	72	100	22	54-0	17	25	96	2.7
2 Years	109	1900	221	427	.518	73	117	190	125	336	461	96	246-0	57	113	515	4.7
RANDY BREUER				Height: 7' 3"			Weight: 258									Minnesota '83	
1992-93	12	107	15	31	.484	2	5	.400	10	18	28	6	12-0	2	3	32	2.7
BILL BRIDGES				Height: 6' 6"			Weight: 235									Kansas '61	
1968-69	80	2930	351	775	.453	239	353	.677	—	—	1132	298	290-3	—	—	941	11.8
1969-70	82	3269	443	932	.475	331	451	.734	—	—	1181	345	292-6	—	—	1217	14.8
1970-71	82	3140	382	834	.458	211	330	.639	—	—	1233	230	317-7	—	—	975	11.9
1971-72	14	546	51	134	.381	31	44	.705	—	—	190	40	50-1	—	—	133	9.5
4 Years	258	9885	1227	2675	.459	812	1178	.689	—	—	3736	923	949-17	—	—	3266	12.7
CHUCKY BROWN				Height: 6' 8"			Weight: 215									North Carolina State '89	
1997-98	77	1202	161	372	.433	63	87	.724	57	126	183	55	100-0	23	13	387	5.0
JOHN BROWN				Height: 6' 7"			Weight: 220									Missouri '73	
1973-74	77	1715	277	632	.438	163	217	.751	177	264	441	114	239-10	29	16	717	9.3
1974-75	73	1986	315	684	.461	185	250	.740	180	254	434	133	228-7	54	15	815	11.2
1975-76	75	1758	215	486	.442	162	209	.775	146	257	403	126	235-7	45	16	592	7.9
1976-77	77	1405	160	350	.457	121	150	.807	75	161	236	103	217-7	46	7	441	5.7
1977-78	75	1594	192	405	.474	165	200	.825	137	166	303	105	280-18	55	8	549	7.3
1979-80	28	361	37	98	.378	34	44	.773	21	41	62	14	66-0	3	4	108	3.9
6 Years	405	8819	1196	2655	.451	830	1070	.776	736	1143	1879	595	1265-49	232	66	3222	8.0
RICKEY BROWN				Height: 6' 10"			Weight: 235									Mississippi St. '80	
1982-83	26	305	49	104	.471	25	40	.625	35	53	88	9	46-1	5	5	123	4.7
1983-84	68	785	94	201	.468	48	65	.738	67	114	181	29	161-4	18	23	236	3.5
1984-85	69	814	78	192	.406	39	68	.574	76	147	223	25	117-0	19	22	195	2.8
3 Years	163	1904	221	497	.445	112	173	.647	178	314	492	63	324-5	42	50	554	3.4
NICOLAS BRUSSINO				Height: 6' 8"			Weight: 195									Argentina	
2017-18	4	10	0	2	.000	0	0	---	0	3	3	0	0-0	0	0	0	0.0
MATT BULLARD				Height: 6' 10"			Weight: 235									Iowa '90	
1995-96	46	460	66	162	.407	16	20	.800	18	42	60	18	50-0	17	10	174	3.8
TOM BURLESON				Height: 7' 3"			Weight: 256									North Carolina State '74	
1980-81	31	363	41	99	.414	20	41	.488	44	50	94	12	73-2	7	19	102	3.3
WILLIE BURTON				Height: 6' 8"			Weight: 219									Minnesota '90	
1996-97	24	380	39	116	.336	57	68	.838	11	30	41	11	55-0	8	3	148	6.2
JOSE CALDERON				Height: 6' 3"			Weight: 200									Spain	
2016-17	17	247	23	57	.404	7	8	.875	7	25	32	37	14-0	4	0	61	3.6
JOE "Pogo" CALDWELL				Height: 6' 5"			Weight: 210									Arizona St. '64	
1968-69	81	2720	561	1106	.507	159	296	.537	—	—	303	320	23-1	—	—	1281	15.8
1969-70	82	2857	674	1329	.507	379	551	.688	—	—	407	287	255-3	—	—	1727	21.1
2 Years	163	5577	1235	2435	.507	538	847	.635	—	—	710	607	486-4	—	—	3008	18.5
ANTOINE CARR				Height: 6' 9"			Weight: 235									Wichita State '83	
1984-85	62	1195	198	375	.528	101	128	.789	79	153	232	80	219-4	29	78	499	8.0
1985-86	17	258	49	93	.527	18	27	.667	16	36	52	14	51-1	7	15	116	6.8
1986-87	65	695	134	265	.506	73	103	.709	60	96	156	34	146-1	14	48	342	5.3
1987-88	80	1483	281	517	.544	142	182	.780	94	195	289	103	272-7	38	83	705	8.8
1988-89	78	1488	226	471	.480	130	152	.855	106	168	274	91	221-0	31	62	582	7.5
1989-90	44	803	128	248	.516	79	102	.775	50	99	149	53	128-4	15	34	335	7.6
6 Years	346	5922	1016	1969	.516	543	694	.782	405	747	1152	375	1037-17	134	320	2579	7.5
DEMARRE CARROLL				Height: 6' 8"			Weight: 212									Missouri '09	
2013-14	73	2341	302	642	.470	109	141	.773	107	296	403	134	119-2	108	21	810	11.1
2014-15	70	2189	318	653	.487	127	181	.702	99	273	372	118	154-1	84	17	883	12.6
2 Years	143	4530	620	1295	.479	236	322	.733	206	569	775	252	273-3	192	38	1693	11.8
TYLER CAVANAUGH				Height: 6' 9"			Weight: 238									George Washington '17	
2017-18	39	519	67	152	.441	17	21	.810	45	82	127	27	61-0	9	4	183	4.7
JERRY CHAMBERS				Height: 6' 5"			Weight: 185									Utah '66	
1970-71	65	1168	237	526	.451	106	134	.791	—	—	245	61	119-0	—	—	580	8.9
LEN CHAPPELL				Height: 6' 8"			Weight: 240									Wake Forest '62	
1970-71	42	451	71	161	.441	60	74	.811	—	—	133	16	63-2	—	—	202	4.8
KEN CHARLES				Height: 6' 3"			Weight: 185									Fordham '73	
1976-77	82	2487	354	855	.414	205	256	.801	41	127	168	295	240-4	141	45	913	11.1
1977-78	21	520	73	184	.397	42	50	.840	6	18	24	82	53-0	25	5	188	9.0
2 Years	103	3007	427	1039	.411	247	306	.807	47	145	192	377	293-4	166	50	1101	10.7
LORENZO CHARLES				Height: 6'7"			Weight: 255									North Carolina State '85	
1985-86	36	273	49	88	.557	24	36	.667	13	26	39	8	37-0	2	6	122	3.4
MAURICE CHEEKS				Height: 6' 1"			Weight: 180									West Texas University '78	
1991-92	56	1086	115	249	.462	26	43	.605	29	66	95	185	73-0	83	0	259	4.6
JOSH CHILDRESS				Height: 6' 8"			Weight: 210									Stanford '04	
2004-05	80	2376	302	642	.470	190	231	.823	195	287	482	151	184-1	74	35	807	10.1
2005-06	74	2249	278	504	.552	154	201	.766	134	253	387	131	184-1	86	39	742	10.1
2006-07	55	2024	261	518	.504	167	210	.795	123	217	340	127	118-0	58	36	715	13.0
2007-08	76	2273	327	573	.571	222	275	.807	174	199	373	117	129-1	71	43	898	11.8
4 Years	285	8923	1168	2237	.522	733	917	.799	626	956	1582	526	615-3	289	153	3162	11.1
BOB CHRISTIAN				Height: 7' 0"			Weight: 265									Grambling '69	
1970-71	54	524	55	127	.433	40	64	.625	—	—	177	30	118-0	—	—	150	2.8
1971-72	56	485	66	142	.465	44	61	.721	—	—	181	28	77-0	—	—	176	3.1
1972-73	55	759	85	155	.548	60	79	.759	—	—	305	47	111-2	—	—	230	4.2
3 Years	165	1768	206	424	.486	144	204	.706	—	—	663	105	306-2	—	—	556	3.4
CRAIG CLAXTON				Height: 5' 11"			Weight: 170									Hofstra '00	
2006-07	42	1054	91	278	.327	33	60	.550	12	69	81	185	131-3	72	4	221	5.2
2008-09	2	15	2	7	.286	1	2	.500	0	0	0	3	1-0	0	0	5	2.5
2 Years	44	1069	93	285	.326	34	62	.548	12	69	81	188	132-3	72	4	226	5.1
ANTONIUS CLEVELAND				Height: 6' 6"			Weight: 195									Southeast Missouri State '17	
2017-18	4	42	4	7	.571	2	2	1.000	1	3	4	0	12-1	1	1	13	3.3
BIMBO COLES				Height: 6' 2"			Weight: 182									Virginia Tech '90	
1999-00	80	1924	276	607	.455	85	104	.817	30	142	172	290	178-1	58	11	645	8.1

ALL-TIME ROSTER: 1968 - 2019, CONT.

YEAR	GP	MINS	FGM	FGA	FG%	FTM	FTA	FT%	OR	DR	TR	AST	PF-D	STL	BS	PTS	PPG
JASON COLLIER				Height: 7’ 0”			Weight: 260									Georgia Tech ‘00	
2003-04	20	545	79	165	.447	67	85	.788	36	75	111	17	71-3	11	11	226	11.3
2004-05	70	942	174	376	.463	48	71	.676	84	100	184	18	147-1	15	13	402	5.7
2 Years	90	1487	253	541	.468	115	156	.737	120	175	295	35	218-4	26	24	628	7.0
ART COLLINS				Height: 6’ 4”			Weight: 200									Biscayne ‘76	
1980-81	29	395	35	99	.354	24	36	.667	19	22	41	25	35-0	11	1	94	3.2
DON COLLINS				Height: 6’ 6”			Weight: 190									Washington St. ‘80	
1980-81	47	1184	230	530	.434	137	162	.846	96	91	187	115	166-5	69	11	597	12.7
JASON COLLINS				Height: 7’ 0”			Weight: 255									Stanford ‘01	
2009-10	24	115	8	23	.348	0	2	.000	5	9	14	4	21-0	3	2	16	0.7
2010-11	49	593	34	71	.479	27	41	.659	30	72	102	22	97-1	9	9	96	2.0
2011-12	30	308	16	40	.400	7	15	.467	12	36	48	10	34-0	4	3	39	1.3
3 Years	103	1016	58	134	.433	34	58	.586	47	117	164	36	152-1	16	14	151	1.5
SEAN COLSON				Height: 6’ 0”			Weight: 175									UNC-Charlotte ‘98	
2000-01	3	14	0	5	.000	0	0	—	0	3	3	3	0-0	0	0	0	0.0
TYRONE CORBIN				Height: 6’ 6”			Weight: 235									DePaul ‘85	
1994-95	81	1389	205	464	.442	78	114	.684	98	164	262	67	161-1	55	16	502	6.2
1996-97	70	2305	253	600	.422	86	108	.796	76	218	294	124	176-1	90	7	666	9.5
1997-98	79	2699	328	747	.439	101	128	.789	78	284	362	173	197-1	105	7	806	10.2
1998-99	47	1066	131	334	.392	52	80	.650	37	108	145	43	74-0	31	7	352	7.5
4 Years	277	7459	917	2145	.428	317	430	.737	289	774	1063	407	608-3	281	37	2326	8.4
CHRIS CRAWFORD				Height: 6’ 9”			Weight: 235									Marquette ‘97	
1997-98	40	256	46	110	.418	57	68	.838	20	21	41	9	27-0	12	7	150	3.8
1998-99	42	784	110	255	.431	57	70	.814	37	53	90	24	106-1	10	13	288	6.9
1999-00	55	668	91	229	.397	63	81	.778	51	48	99	33	83-1	17	16	252	4.6
2000-01	47	901	122	270	.452	68	83	.819	28	82	110	37	117-3	21	16	318	6.8
2001-02	7	131	21	45	.467	11	15	.733	9	16	25	5	21-1	2	5	53	7.6
2002-03	5	38	8	13	.615	7	8	.875	3	4	7	1	7-0	2	3	24	4.8
2003-04	56	1207	211	471	.448	103	119	.866	58	117	175	45	131-4	37	20	569	10.2
2004-05	DNP - Injured																
8 Years	252	3985	609	1393	.437	366	444	.824	206	341	547	154	492-10	101	80	1654	6.6
JAMAL CRAWFORD				Height: 6’ 5”			Weight: 200									Michigan ‘00	
2009-10	79	2460	496	1105	.449	270	315	.857	34	167	201	238	132-0	61	12	1425	18.0
2010-11	76	2297	368	874	.421	222	260	.854	22	108	130	241	97-0	57	14	1077	14.2
2 Years	155	4757	864	1979	.437	492	575	.856	56	275	331	479	229-0	118	26	2502	16.1
JORDAN CRAWFORD				Height: 6’ 4”			Weight: 195									Xavier ‘10	
2010-11	16	160	27	77	.351	4	6	.667	9	19	28	15	13-0	3	0	67	4.2
JIM CREIGHTON				Height: 6’ 8”			Weight: 200									Colorado ‘72	
1975-76	32	172	12	43	.279	7	16	.438	13	32	45	4	23-0	2	9	31	1.0
CHARLIE CRISS				Height: 5’ 8”			Weight: 165									New Mexico St. ‘70	
1977-78	77	1935	319	751	.425	236	296	.797	24	97	121	294	143-0	108	5	874	11.4
1978-79	54	879	109	289	.377	67	86	.779	19	41	60	138	70-0	41	3	285	5.3
1979-80	81	1794	249	578	.431	172	212	.811	27	89	116	246	133-0	74	4	671	8.3
1980-81	66	1708	220	485	.454	185	214	.865	26	74	100	283	87-0	61	3	626	9.5
1981-82	27	552	84	210	.400	65	73	.890	6	32	38	75	40-0	23	2	235	8.7
1983-84	9	108	9	22	.409	5	5	1.000	3	8	11	21	4-0	3	0	23	2.6
1984-85	4	115	7	17	.412	4	6	.667	2	12	14	22	5-0	3	0	18	4.5
7 Years	318	7091	997	2352	.424	734	892	.823	107	353	460	1079	482-0	313	17	2732	8.6
JARED CUNNINGHAM				Height: 6’ 4”			Weight: 195									Oregon St. ‘12	
2013-14	5	22	1	2	.500	0	2	.000	0	1	1	3	3-0	0	0	2	0.4
ERICK DAMPIER				Height: 6’ 11”			Weight: 265									Mississippi St. ‘96	
2011-12	15	83	1	8	.125	0	0	.000	10	15	25	4	9-0	1	4	2	0.1
LLOYD DANIELS				Height: 6’ 7”			Weight: 205									Mt. San Antonio (CA) ‘87	
1997-98	—on active roster for zero games from 2/15/04 to 2/18/04 (saw no action) —																
DEYONTA DAVIS				Height: 6’ 9”			Weight: 237									Michigan St. ‘16	
2018-19	9	118	15	22	.682	6	10	.600	10	26	36	5	12-0	3	5	36	4.0
JIM DAVIS				Height: 6’ 9”			Weight: 224									Colorado ‘64	
1968-69	78	1367	265	568	.467	154	231	.667	—	—	529	97	239-6	—	—	684	8.8
1969-70	82	2623	438	943	.464	240	318	.755	—	—	796	238	355-5	—	—	1116	13.6
1970-71	82	1864	241	503	.479	195	288	.677	—	—	546	108	253-5	—	—	677	8.3
1971-72	11	119	8	33	.242	10	18	.556	—	—	36	8	14-0	—	—	26	2.4
4 Years	253	5973	952	2047	.465	599	855	.701	—	—	1907	451	841-16	—	—	2503	9.9
EMANUAL DAVIS				Height: 6’ 5”			Weight: 195									Delaware St. ‘91	
2001-02	28	774	70	198	.354	16	18	.889	19	55	74	68	68-0	27	5	185	6.6
2002-03	24	340	32	88	.364	17	22	.773	5	38	43	36	28-0	12	2	88	3.7
2 Years	52	1114	102	286	.357	33	40	.825	24	93	117	104	96-0	39	7	273	5.3
JOHNNY DAVIS				Height: 6’ 2”			Weight: 180									Dayton ‘77	
1982-83	53	1465	258	567	.455	164	206	.796	37	91	128	315	100-0	43	7	685	12.9
1983-84	75	2079	354	800	.443	217	256	.848	53	86	139	326	146-0	62	6	925	12.3
1985-86	27	402	46	107	.430	51	59	.864	2	17	19	112	32-0	13	0	144	5.3
3 Years	155	3946	658	1474	.446	432	521	.829	92	194	286	753	278-0	118	13	1754	11.3
JOSH DAVIS				Height: 6’ 8”			Weight: 240									Wyoming ‘02	
2003-04	4	23	2	5	.400	1	1	1.000	1	4	5	0	3-0	0	0	5	1.3
RON DAVIS				Height: 6’ 6”			Weight: 195									Washington St. ‘76	
1976-77	7	67	8	35	.229	4	13	.308	2	5	7	2	9-0	7	0	20	2.9
AUSTIN DAYE				Height: 6’ 11”			Weight: 220									Gonzaga ‘09	
2014-15	8	76	10	26	.385	1	2	.500	4	10	14	8	9-0	4	2	26	3.3
DEWAYNE DEDMON				Height: 7’ 0”			Weight: 245									USC ‘13	
2017-18	62	1542	250	477	.524	67	86	.779	100	389	489	90	162-2	40	51	617	10.0
2018-19	64	1609	259	526	.492	92	113	.814	105	375	480	90	214-6	69	71	693	10.8
2 Years	126	3151	509	1003	.507	159	199	.799	205	764	969	180	376-8	109	122	1310	10.4
MALCOLM DELANEY				Height: 6’ 3”			Weight: 190									Virginia Tech ‘11	
2016-17	73	1248	145	388	.374	75	93	.806	10	113	123	193	112-0	39	1	391	5.4
2017-18	54	1014	109	285	.382	74	92	.804	9	91	100	163	82-0	35	6	338	6.3
2 Years	127	2262	254	673	.377	149	185	.805	19	204	223	356	194-0	74	7	729	5.7
TONY DELK				Height: 6’ 2”			Weight: 189									Kentucky ‘96	
2004-05	56	1340	246	591	.416	103	136	.757	28	102	130	104	123-3	47	3	667	11.9
2005-06	1	7	0	1	.000	2	2	1.000	1	1	2	0	0-0	0	0	2	2.0
2 Years	57	1347	246	592	.416	103	136	.757	29	103	132	104	123-3	47	3	669	11.7
RANDY DENTON				Height: 6’ 10”			Weight: 245									Duke ‘71	
1976-77	45	700	103	256	.402	33	47	.702	81	137	218	33	100-1	14	16	239	5.3
BORIS DIAW				Height: 6’ 8”			Weight: 215									France	
2003-04	76	1919	140	313	.447	56	93	.602	111	231	342	182	191-2	59	37	342	4.5
2004-05	66	1201	124	294	.422	57	77	.740	54	116	170	149	123-0	37	18	314	4.8
2 Years	142	3120	264	607	.435	113	170	.665	165	347	512	331	314-2	96	55	656	4.6
DAN DICKAU				Height: 6’ 0”			Weight: 190									Gonzaga ‘02	
2002-03	50	515	70	170	.412	21	26	.808	9	34	43	85	66-0	14	2	183	3.7
2003-04	23	143	21	49	.429	4	6	.667	4	12	16	18	22-0	9	0	49	2.1
2 Years	73	658	91	219	.416	25	32	.781	13	46	59	103	88-0	23	2	232	3.2
HENRY DICKERSON				Height: 6’ 4”			Weight: 190									Morris Harvey ‘73	
1976-77	6	63	6	12	.500	5	8	.625	0	2	2	11	13-0	1	0	17	2.8
MICHAEL DOLEAC				Height: 6’ 11”			Weight: 262									Utah ‘98	
2003-04	—on active roster for zero games from 2/15/04 to 2/18/04 (saw no action) —																
TYLER DORSEY				Height: 6’ 5”			Weight: 183									Oregon ‘17	
2017-18	56	974	144	382	.377	45	63	.714	17	113	130	79	63-1	17	5	405	7.2
2018-19	27	251	32	89	.360	16	26	.615	9	34	43	17	20-0	7	1	90	3.3
2 Years	83	1225	176	471	.374	61	89	.685	26	147	173	96	83-1	24	6	495	6.0

ALL-TIME ROSTER: 1968 - 2019, CONT.

YEAR	GP	MINS	FGM	FGA	FG%	FTM	FTA	FT%	OR	DR	TR	AST	PF-D	STL	BS	PTS	PPG
JOHN DREW				Height: 6’ 6”			Weight: 205									Gardner-Webb ‘76	
1974-75	78	2289	527	1230	.428	388	544	.713	357	479	836	138	274-4	119	39	1442	18.5
1975-76	77	2351	586	1168	.502	488	656	.744	286	374	660	150	261-11	138	30	1660	21.6
1976-77	74	2688	689	1416	.487	412	577	.714	280	395	675	133	275-9	102	29	1790	24.2
1977-78	70	2203	593	1236	.480	437	575	.760	213	298	511	141	247-8	119	27	1623	23.2
1978-79	79	2410	650	1375	.473	495	677	.731	225	297	522	119	332-19	128	16	1795	22.7
1979-80	80	2306	535	1182	.453	489	646	.757	203	268	471	101	313-10	91	23	1559	19.5
1980-81	67	2075	500	1096	.456	454	577	.787	145	238	383	79	264-9	98	15	1454	21.7
1981-82	70	2040	465	957	.486	364	491	.741	169	206	375	96	250-6	64	3	1298	18.5
8 Years	595	18362	4545	9660	.471	3527	4743	.744	1878	2555	4433	957	2216-76	859	182	12621	21.2
PEJA DROBNJAK				Height: 6’ 11”			Weight: 270									Serbia-Montenegro	
2004-05	71	1435	238	543	.438	96	120	.800	73	165	238	49	138-0	42	24	597	8.4
MIKE DUNLEAVY				Height: 6’ 9”			Weight: 220									Duke ‘02	
2016-17	30	475	57	130	.438	22	26	.846	13	56	69	30	35-0	9	5	169	5.6
DENNIS DUVAL				Height: 6’ 3”			Weight: 175									Syracuse ‘74	
1975-76	13	130	15	43	.349	6	9	.667	1	7	8	20	15-0	6	2	36	2.8
JERRY EAVES				Height: 6’ 4”			Weight: 185									Louisville ‘82	
1984-85	3	37	3	6	.500	5	6	.833	0	0	0	4	6-0	0	0	11	3.7
JARELL EDDIE				Height: 6’ 7”			Weight: 220									Virginia Tech ‘14	
2003-04	—on active roster for five games from 3/5/15 to 3/14/15 but saw no action—																
KEITH EDMONSON				Height: 6’ 5”			Weight: 203									Purdue ‘82	
1982-83	32	309	48	139	.345	16	27	.593	20	19	39	22	41-0	11	6	112	3.5
DOUG EDWARDS				Height: 6’ 7”			Weight: 235									Florida St. ‘93	
1993-94	16	107	17	49	.347	9	16	.563	7	11	18	8	9-0	2	5	43	2.7
1994-95	38	212	22	48	.458	23	32	.719	19	29	48	13	30-0	6	4	67	1.8
2 Years	54	319	39	97	.402	32	48	.667	26	40	66	21	39-0	8	9	110	2.0
JOHN EDWARDS				Height: 7’ 0”			Weight: 275									Kent State ‘04	
2005-06	40	296	31	64	.484	8	11	.727	18	30	48	5	76-1	3	15	70	1.8
CRAIG EHLO				Height: 6’ 7”			Weight: 205									Washington St. ‘83	
1993-94	82	2147	316	708	.446	112	154	.727	71	208	279	273	161-0	136	26	821	10.0
1994-95	49	1166	191	422	.453	44	71	.620	55	92	147	113	86-0	46	6	477	9.7
1995-96	79	1758	253	591	.428	81	103	.786	65	191	256	138	138-0	85	9	669	8.5
3 Years	210	5071	760	1721	.442	237	328	.723	191	491	682	524	385-0	267	41	1967	9.4
OBINNA EKEZIE				Height: 6’ 9”			Weight: 270									Maryland ‘99	
2004-05	42	732	79	182	.434	72	93	.774	69	110	179	11	129-2	22	12	230	5.5
LAPHONSO ELLIS				Height: 6’ 8”			Weight: 240									Notre Dame ‘92	
1998-99	20	539	80	190	.421	43	61	.705	25	84	109	18	48-1	8	7	204	10.2
1999-00	58	1309	209	464	.450	66	95	.695	98	192	290	59	134-1	32	25	487	8.4
2 Years	78	1848	289	654	.442	109	156	.699	123	276	399	77	182-2	40	32	691	8.9
JEREMY EVANS				Height: 6’ 9”			Weight: 200									Western Kentucky ‘10	
2017-18	1	5	1	1	1.000	0	0	---	1	0	1	0	1-0	0	0	2	2.0
MAURICE EVANS				Height: 6’ 5”			Weight: 222									Texas	
2008-09	80	1840	208	482	.432	60	73	.822	88	155	243	54	163-1	50	10	574	7.2
2009-10	79	1317	175	393	.445	46	61	.754	59	95	154	48	125-0	34	17	453	5.7
2010-11	47	837	79	201	.393	24	28	.857	23	61	84	30	74-0	16	5	210	4.5
3 Years	206	3994	462	1076	.429	130	162	.802	170	311	481	132	362-0	100	32	1237	6.0
DUANE FERRELL				Height: 6’ 7”			Weight: 215									Georgia Tech ‘88	
1988-89	41	231	35	83	.422	30	44	.682	19	22	41	10	33-0	7	6	100	2.4
1989-90	14	29	5	14	.357	2	6	.333	3	4	7	2	3-0	1	0	12	0.9
1990-91	78	1165	171	356	.480	125	156	.801	97	82	179	55	151-3	33	27	475	6.1
1991-92	66	1598	331	632	.524	166	218	.761	105	105	210	92	134-0	49	17	839	12.7
1992-93	82	1736	327	696	.470	176	226	.779	97	94	191	132	160-1	59	17	839	10.2
1993-94	72	1155	184	379	.485	1441	184	.783	62	67	129	65	85-0	44	16	513	7.1
6 Years	353	5914	1053	2160	.488	643	834	.771	383	374	757	356	566-4	193	83	2778	7.9
GREG FOSTER				Height: 6’ 11”			Weight: 240									UTEP ‘90	
1992-93	33	205	44	95	.463	13	18	.722	24	32	56	10	41-0	3	9	101	3.1
MATT FREIJE				Height: 6’ 10”			Weight: 240									Vanderbilt ‘04	
2006-07	19	147	16	54	.296	5	6	.833	8	16	24	7	13-0	3	1	40	2.1
HIRAM FULLER				Height: 6’ 9”			Weight: 240									Fresno State ‘03	
2003-04	4	43	3	8	.375	2	6	.333	4	7	11	2	5-0	0	1	8	2.0
TERRY FURLOW				Height: 6’ 4”			Weight: 190									Michigan St. ‘76	
1978-79	29	576	113	235	.481	60	70	.857	32	39	71	81	42-0	18	13	286	9.9
1979-80	21	404	66	161	.410	44	51	.863	23	19	42	72	19-0	19	9	177	8.4
2 Years	50	980	179	396	.452	104	121	.859	55	58	113	153	61-0	37	22	463	9.3
THOMAS GARDNER				Height: 6’ 5”			Weight: 225									Missouri ‘06	
2008-09	16	98	9	36	.250	2	4	.500	0	7	7	2	4-0	4	1	24	1.5
HERM GILLIAM				Height: 6’ 3”			Weight: 190									Purdue ‘69	
1971-72	82	2337	345	774	.446	145	173	.838	—	—	335	377	232-3	—	—	835	10.2
1972-73	76	2741	471	1007	.468	123	150	.820	—	—	399	482	257-8	—	—	1065	14.0
1973-74	62	2003	384	846	.454	106	134	.791	61	206	267	355	190-5	134	18	874	14.1
1974-75	60	1393	314	736	.427	94	113	.832	76	128	204	170	124-1	77	13	722	12.0
4 Years	280	8474	1514	3363	.450	468	570	.821	137	334	1205	1384	803-17	211	31	3496	12.5
JACK “Goose” GIVENS				Height: 6’ 5”			Weight: 205									Kentucky ‘78	
1978-79	74	1347	234	564	.415	102	135	.756	98	116	214	83	121-0	72	17	570	7.7
1979-80	82	1254	182	473	.385	106	128	.828	114	128	242	59	132-1	51	19	470	5.7
2 Years	156	2601	416	1037	.401	208	263	.791	212	244	456	142	253-1	123	36	1040	6.7
MIKE “Stinger” GLENN				Height: 6’ 3”			Weight: 185									S. Illinois ‘77	
1981-82	49	833	158	291	.543	59	67	.881	5	56	61	87	80-0	26	3	376	7.7
1982-83	73	1124	230	444	.518	74	89	.831	16	74	90	125	132-0	30	9	534	7.3
1983-84	81	1503	312	554	.563	56	70	.800	17	87	104	171	146-1	46	5	681	8.4
1984-85	60	1126	228	388	.588	62	76	.816	20	61	81	122	74-0	27	0	518	8.6
4 Years	263	4586	928	1677	.553	251	302	.831	58	278	336	505	432-1	129	17	2109	8.0
DION GLOVER				Height: 6’ 5”			Weight: 225									Georgia Tech ‘99	
1999-00	30	446	66	171	.386	51	70	.729	15	23	38	27	28-0	15	4	195	6.5
2000-01	57	929	141	336	.420	47	69	.681	39	92	131	69	92-1	49	10	338	5.9
2001-02	55	1156	192	456	.421	78	103	.757	36	133	169	84	89-1	45	14	492	8.9
2002-03	76	1890	277	648	.427	127	162	.784	62	220	282	141	146-0	71	15	737	9.7
2003-04	55	1465	205	524	.391	110	142	.775	54	183	237	115	106-0	40	17	556	10.1
5 Years	273	5886	881	2135	.413	413	546	.756	206	651	857	436	461-2	220	60	2318	8.5
RICKY GRACE				Height: 6’ 1”			Weight: 180									Oklahoma ‘88	
1993-94	3	8	2	3	.667	0	2	.000	0	1	1	1	3-0	0	0	4	1.3
PAUL “Snoop” GRAHAM				Height: 6’ 6”			Weight: 200									Ohio ‘89	
1991-92	78	1718	305	682	.447	126	170	.741	72	159	231	175	193-3	96	21	791	10.1
1992-93	80	1508	256	560	.457	96	131	.733	61	129	190	164	185-0	86	6	650	8.1
1993-94	21	128	21	57	.368	13	17	.765	4	8	12	13	11-0	4	5	58	2.8
3 Years	179	3354	582	1299	.448	235	318	.739	137	296	433	352	389-3	186	32	1499	8.4
RONNIE GRANDISON				Height: 6’ 6”			Weight: 220									New Orleans ‘87	
1995-96	4	19	2	4	.500	0	0	—	1	5	6	1	0-0	0	0	4	1.0
STEWART GRANGER				Height: 6’ 3”			Weight: 195									Villanova ‘83	
1984-85	9	92	6	17	.353	4	8	.500	1	5	6	12	13-0	2	0	16	1.8
ED GRAY				Height: 6’ 3”			Weight: 225									California ‘97	
1997-98	30	472	77	202	.381	55	65	.846	9	36	45	34	73-0	15	11	227	7.6
1998-99	30	337	53	182	.291	28	37	.757	7	21	28	12	30-0	12	1	146	4.9
2 Years	60	809	130	384	.339	83	102	.814	16	57	73	46	103-0	27	12	373	6.2
WILLIE GREEN				Height: 6’ 3”			Weight: 201									Detroit Mercy ‘03	
2011-12	53	922	153	325	.471	48	56	.857	15	65	80	40	74-0	23	6	404	7.6
GARY GREGOR				Height: 6’ 7”			Weight: 235									South Carolina ‘68	
1969-70	81	1603	286	661	.433	88	113	.779	—	—	397	63	159-5	—	—	660	8.1

ALL-TIME ROSTER: 1968 - 2019, CONT.

YEAR	GP	MINS	FGM	FGA	FG%	FTM	FTA	FT%	OR	DR	TR	AST	PF-D	STL	BS	PTS	PPG
ANTHONY GRUNDY				Height: 6' 3"			Weight: 185										North Carolina State '02
2005-06	12	108	19	38	.500	9	14	.643	1	16	17	9	14-0	7	0	52	4.3
RICHIE GUERIN				Height: 6' 4"			Weight: 210										Iona '54
1968-69	27	472	47	111	.423	57	74	.770	—	—	59	99	66-0	—	—	151	5.6
1969-70	8	64	3	11	.273	1	1	1.000	—	—	2	12	9-0	—	—	7	0.9
2 Years	35	536	50	122	.410	58	75	.773	—	—	61	111	75-0	—	—	158	4.5
TOM GUGLIOTTA				Height: 6' 10"			Weight: 250										North Carolina State '92
2004-05	27	748	88	204	.431	29	37	.784	41	107	148	56	81-0	32	13	213	7.9
SHALER HALIMON				Height: 6' 6"			Weight: 220										Utah '68
1971-72	1	4	0	0	.000	0	0	.000	—	—	0	0	1-0	—	—	0	0.0
JEFF HALLIBURTON				Height: 6' 5"			Weight: 190										Drake '71
1971-72	37	288	61	133	.459	25	30	.833	—	—	37	20	50-1	—	—	147	4.0
1972-73	24	238	50	116	.431	21	22	.955	—	—	26	28	29-0	—	—	121	5.0
2 Years	61	526	111	249	.446	46	52	.855	—	—	63	48	79-1	—	—	268	4.4
DARVIN HAM				Height: 6' 7"			Weight: 240										Texas Tech '96
2002-03	75	926	71	159	.447	38	79	.481	73	80	153	38	127-0	16	19	180	2.4
DANIEL HAMILTON				Height: 6' 7"			Weight: 195										Connecticut '16
2018-19	19	204	23	60	.383	3	6	.500	10	37	47	22	19-0	6	1	57	3.0
DENNIS HAMILTON				Height: 6' 8"			Weight: 210										Arizona St. '66
1968-69	25	141	37	67	.552	2	5	.400	—	—	29	8	19-0	—	—	76	3.0
DARRIN HANCOCK				Height: 6' 7"			Weight: 212										Kansas '93
1996-97	14	86	13	27	.481	8	12	.667	3	10	13	7	6-0	7	1	34	2.4
TRAVIS HANSEN				Height: 6' 6"			Weight: 205										Brigham Young '03
2003-04	41	507	46	130	.354	22	27	.815	30	40	70	19	67-0	10	9	123	3.0
TIM HARDAWAY JR.				Height: 6' 6"			Weight: 205										Michigan '13
2015-16	51	864	114	265	.430	50	56	.893	7	79	86	51	48-0	21	7	326	6.4
2016-17	79	2154	415	912	.455	164	214	.766	35	189	224	182	103-0	55	15	1143	14.5
2 Years	130	3018	529	1177	.449	214	270	.793	42	268	310	233	151-0	76	22	1469	11.3
SKIP HARLICKA				Height: 6' 1"			Weight: 185										South Carolina '68
1968-69	26	218	41	90	.456	24	31	.774	—	—	16	37	29-0	—	—	106	4.1
AL HARRINGTON				Height: 6' 9"			Weight: 245										St. Patrick's HS (NJ) '98
2004-05	66	2550	453	986	.459	236	351	.672	145	316	461	208	249-2	85	16	1158	17.5
2005-06	76	2782	551	1220	.452	243	350	.694	132	391	523	238	301-5	85	14	1411	18.6
2 years	142	5332	1004	2206	.455	479	701	.683	277	707	984	446	550-7	170	30	2569	18.1
DEVIN HARRIS				Height: 6' 3"			Weight: 192										Wisconsin '04
2012-13	58	1421	194	443	.438	112	154	.727	6	110	116	197	103-0	64	13	577	9.9
ANTONIO HARVEY				Height: 6' 11"			Weight: 250										Pfeiffer '93
2002-03	4	32	2	5	.400	0	0	—	1	5	6	0	7-0	1	4	4	1.0
SCOTT HASTINGS				Height: 6' 10"			Weight: 235										Arkansas '82
1982-83	10	42	5	16	.313	4	6	.667	5	5	10	2	3-0	1	1	14	1.4
1983-84	68	1135	111	237	.468	82	104	.788	96	174	270	46	220-7	40	36	305	4.5
1984-85	64	825	89	188	.473	63	81	.778	59	100	159	46	135-1	24	23	241	3.8
1985-86	62	650	65	159	.409	60	70	.857	44	80	124	26	118-2	14	8	193	3.1
1986-87	40	256	23	68	.338	23	29	.793	16	54	70	13	35-0	10	7	71	1.8
1987-88	55	403	40	82	.488	25	27	.926	27	70	97	16	67-1	8	10	110	2.0
6 Years	299	3311	333	750	.444	257	317	.811	247	483	730	149	578-11	97	85	934	3.1
STEVE HAWES				Height: 6' 9"			Weight: 220										Washington '72
1976-77	44	945	147	305	.482	67	88	.761	78	183	261	63	141-4	36	24	361	8.2
1977-78	75	2325	387	854	.453	175	214	.818	180	510	690	190	230-4	78	57	949	12.7
1978-79	81	2205	372	756	.492	108	132	.818	190	401	591	184	264-1	79	47	852	10.5
1979-80	82	1885	304	605	.502	150	182	.824	148	348	496	144	205-4	74	29	761	9.3
1980-81	74	2309	333	637	.523	222	278	.799	165	396	561	168	287-13	73	30	889	12.0
1981-82	49	1317	178	370	.481	96	126	.762	89	231	320	142	156-4	36	34	456	9.3
1982-83	46	860	91	244	.373	46	62	.742	53	175	228	59	110-1	29	73	230	5.0
7 years	461	11846	1812	3771	.481	864	1082	.799	903	2244	3147	950	1393-31	405	294	4498	10.0
CONNIE "The Hawk" HAWKINS				Height: 6' 8"			Weight: 210										Iowa '60
1975-76	74	1907	237	530	.447	136	191	.712	102	343	445	212	172-2	80	46	610	8.2
WALT HAZZARD				Height: 6' 3"			Weight: 185										UCLA '64
1968-69	80	2420	345	869	.397	208	294	.707	—	—	266	474	264-6	—	—	898	11.2
1969-70	82	2757	493	1056	.467	267	330	.809	—	—	329	561	264-3	—	—	1253	15.3
1970-71	82	2877	517	1126	.459	315	415	.759	—	—	300	514	276-2	—	—	1349	16.5
3 Years	244	8054	1355	3051	.444	790	1039	.760	—	—	895	1549	804-11	—	—	3500	14.3
ALAN HENDERSON				Height: 6' 9"			Weight: 240										Indiana '95
1995-96	79	1416	192	434	.442	119	200	.595	164	192	356	51	217-5	44	43	503	6.4
1996-97	30	501	77	162	.475	45	75	.600	47	69	116	23	73-1	21	6	199	6.6
1997-98	69	2000	365	753	.485	253	388	.652	199	243	442	73	175-1	40	36	986	14.3
1998-99	38	1142	187	423	.442	100	149	.671	100	150	250	28	96-1	33	19	474	12.5
1999-00	82	2775	429	930	.461	224	334	.671	265	306	571	77	233-3	81	54	1083	13.2
2000-01	73	1810	298	671	.444	173	271	.638	180	226	406	50	164-2	51	29	769	10.5
2001-02	26	422	59	116	.509	24	45	.533	31	66	97	11	40-0	11	15	143	5.5
2002-03	82	1494	153	327	.468	88	138	.638	156	242	398	41	168-1	33	32	394	4.8
2003-04	6	68	10	21	.476	4	6	.667	11	10	21	2	1-0	1	2	24	4.0
9 Years	485	11628	1770	3837	.461	1030	1606	.641	1154	1503	2657	356	1167-14	317	236	4575	9.4
CEDRIC HENDERSON				Height: 6' 9"			Weight: 215										Georgia '88
1986-87	6	10	2	5	.400	1	1	1.000	2	1	3	0	1-0	0	0	5	0.8
TOM HENDERSON				Height: 6' 3"			Weight: 190										Hawaii '74
1974-75	79	2131	367	893	.411	168	241	.697	51	161	212	314	149-0	105	7	902	11.4
1975-76	81	2900	469	1136	.413	216	305	.708	58	207	265	374	195-1	137	10	1154	14.2
1976-77	46	1568	196	453	.433	126	168	.750	18	106	124	386	74-0	79	8	518	11.3
3 Years	206	6599	1032	2482	.416	510	714	.714	127	474	601	1074	418-1	321	25	2574	12.5
STEVE HENSON				Height: 6' 1"			Weight: 180										Kansas State '90
1992-93	53	719	71	182	.390	34	40	.850	12	43	55	155	85-0	30	1	213	4.0
KEITH HERRON				Height: 6' 6"			Weight: 190										Villanova '78
1978-79	14	81	14	48	.292	12	13	.923	4	6	10	3	11-0	6	2	40	2.9
ARMOND HILL				Height: 6' 4"			Weight: 190										Princeton '76
1976-77	81	1825	175	439	.399	139	174	.799	39	104	143	403	245-8	85	6	489	6.0
1977-78	82	2530	304	732	.415	189	223	.848	59	172	231	427	302-15	151	15	797	9.7
1978-79	82	2527	296	682	.434	246	288	.854	41	123	164	480	292-8	102	16	838	10.2
1979-80	79	2092	177	431	.411	124	146	.849	31	107	138	424	261-7	107	8	479	6.1
1980-81	24	624	39	116	.336	42	50	.840	10	41	51	118	60-0	26	3	120	5.0
1983-84	15	181	14	46	.304	17	21	.810	2	8	10	35	30-1	7	0	45	3.0
6 Years	363	9779	1005	2446	.411	757	902	.839	182	555	737	1887	1190-39	478	48	2768	7.6
KIRK HINRICH				Height: 6' 4"			Weight: 190										Kansas '03
2010-11	24	686	80	185	.432	14	21	.667	7	46	53	78	66-2	19	7	206	8.6
2011-12	48	1237	122	295	.414	25	32	.781	11	90	101	132	100-1	38	11	316	6.6
2015-16	11	76	2	11	.182	0	0	----	1	11	12	14	1-0	2	1	5	0.5
3 Years	83	1999	204	491	.415	39	53	.736	19	147	166	224	167-3	59	19	527	6.3
JUSTIN HOLIDAY				Height: 6' 6"			Weight: 185										Washington '11
2015-16	26	263	24	73	.329	5	10	.500	4	23	27	11	21-0	13	4	63	2.4
WILBUR HOLLAND				Height: 6' 0"			Weight: 175										New Orleans '75
1975-76	33	351	85	213	.399	22	34	.647	15	26	41	26	48-0	20	2	192	5.8
AL HORFORD				Height: 6' 10"			Weight: 245										Florida '07
2007-08	81	2540	333	668	.499	155	212	.731	248	537	785	124	267-1	60	76	821	10.1
2008-09	67	2242	312	594	.525	149	205	.727	145	479	624	163	190-0	53	95	773	11.5
2009-10	81	2845	467	847	.551	213	270	.789	236	563	799	189	225-1	59	91	1148	14.2
2010-11	77	2704	513	921	.557	150	188	.798	182	536	718	266	193-0	59	80	1178	15.3
2011-12	11	348	57	103	.553	22	30	.733	26	51	77	24	21-1	10	14	136	12.4
2012-13	74	2756	576	1060	.543	134	208	.644	195	562	757	240	163-2	78	78	1289	17.4
2013-14	29	958	238	420	.567	58	85	.682	66	178	244	76	56-0	27	44	638	18.6
2014-15	76	2318	519	965	.538	107	141	.759	131	413	544	244	121-0	68	98	1156	15.2
2015-16	82	2631	529	1048	.505	103	129	.798	148	448	596	263	163-0	68	121	1249	15.2
9 Years	578	19342	3544	6626	.535	1091	1468	.743	1377	3767	5144	1589	1399-5	482	697	8288	14.3

ALL-TIME ROSTER: 1968 - 2019, CONT.

YEAR	GP	MINS	FGM	FGA	FG%	FTM	FTA	FT%	OR	DR	TR	AST	PF-D	STL	BS	PTS	PPG
TOM HOVASSE				Height: 6' 8"			Weight: 205										Penn State '89
1994-95	2	4	0	1	.000	0	1	.000	0	0	0	0	1-0	1	0	0	0.0
DWIGHT HOWARD				Height: 6' 11"			Weight: 265										SW Atlanta Christian Academy '04
2016-17	74	2199	388	613	.633	226	424	.533	296	644	940	104	203-2	64	92	1002	13.5
LOU "Super Lou" HUDSON				Height: 6' 5"			Weight: 205										Minnesota '66
1968-69	81	2869	716	1455	.492	338	435	.777	—	—	533	216	248-0	—	—	1770	21.9
1969-70	80	3091	830	1565	.531	371	450	.824	—	—	373	276	225-1	—	—	2031	25.4
1970-71	76	3113	829	1713	.484	381	502	.759	—	—	386	257	186-0	—	—	2039	26.8
1971-72	77	3042	775	1540	.503	349	430	.812	—	—	385	309	225-0	—	—	1899	24.7
1972-73	75	3027	816	1710	.477	397	481	.825	—	—	467	258	197-1	—	—	2029	27.1
1973-74	65	2588	678	1356	.500	295	353	.836	126	224	350	213	205-3	160	29	1651	25.4
1974-75	11	380	97	225	.431	48	57	.842	14	33	47	40	33-1	13	2	242	22.0
1975-76	81	2558	569	1205	.472	237	291	.814	104	196	300	214	241-3	124	17	1375	17.0
1976-77	58	1745	413	905	.456	142	169	.840	48	81	129	155	160-2	67	19	968	16.7
9 Years	604	22413	5723	11673	.490	2558	3168	.808	292	534	2970	1938	1720-11	364	67	14004	23.2
ISAAC HUMPHRIES				Height: 7' 0"			Weight: 255										Kentucky '17
2018-19	5	56	6	21	.286	0	0	---	4	7	11	0	7-0	1	0	15	3.0
KRIS HUMPHRIES				Height: 6' 9"			Weight: 235										Minnesota '04
2015-16	21	295	47	101	.465	32	45	.711	20	51	71	13	44-0	10	7	134	6.4
2016-17	56	689	87	214	.407	64	82	.780	60	146	206	29	69-0	15	21	257	4.6
2 Years	77	984	134	315	.425	96	127	.756	80	197	277	42	113-0	25	28	391	5.1
OTHELLO HUNTER				Height: 6' 8"			Weight: 225										Ohio State '08
2008-09	16	92	11	20	.550	0	5	.000	9	15	24	1	11-0	2	5	22	1.4
2009-10	7	33	4	12	.333	3	4	.750	6	6	12	0	5-0	0	1	11	1.6
2 Years	23	125	15	32	.469	3	9	.333	15	21	36	1	16-0	2	6	33	1.4
ERSAN ILYASOVA				Height: 6' 10"			Weight: 235										Turkey
2016-17	26	633	93	226	.412	52	65	.800	42	109	151	42	73-1	22	8	270	10.4
2017-18	46	1175	184	401	.459	72	90	.800	74	177	251	51	92-0	44	17	501	10.9
2 Years	72	1808	277	627	.442	124	155	.800	116	286	402	93	165-0	66	25	771	10.7
TOM INGLESBY				Height: 6' 3"			Weight: 185										Villanova '73
1973-74	48	398	50	131	.382	29	37	.784	10	34	44	37	43-0	19	4	129	2.7
ROYAL IVEY				Height: 6' 4"			Weight: 215										Texas '04
2004-05	62	809	85	198	.429	47	67	.701	19	65	84	103	140-1	39	7	220	3.5
2005-06	73	978	116	264	.439	24	33	.727	31	65	96	74	147-1	24	7	260	3.6
2006-07	53	539	64	143	.448	24	35	.686	15	36	51	45	62-0	24	4	157	3.0
3 Years	188	2326	265	605	.438	95	135	.704	65	166	231	222	349-2	87	18	637	3.4
JERMAINE JACKSON				Height: 6' 5"			Weight: 204										Detroit '99
2002-03	29	273	19	42	.452	17	28	.607	9	23	32	35	27-0	10	3	55	1.9
JIM JACKSON				Height: 6' 6"			Weight: 220										Ohio State '92
1999-00	79	2767	507	1235	.411	186	212	.877	101	293	394	230	167-0	57	10	1317	16.7
2000-01	17	550	77	217	.355	73	85	.859	17	62	79	50	42-0	19	4	243	14.3
2 Years	96	3317	584	1452	.402	259	297	.872	118	355	473	280	209-0	76	14	1560	16.3
STEPHEN JACKSON				Height: 6' 8"			Weight: 218										Oak Hill Academy
2003-04	80	2940	536	1261	.425	233	297	.785	97	273	370	244	216-3	142	20	1450	18.1
HENRY JAMES				Height: 6' 8"			Weight: 220										St. Mary's (TX) '88
1996-97	53	945	125	306	.408	30	36	.833	27	54	81	21	98-1	11	1	356	6.7
JOHN JENKINS				Height: 6' 4"			Weight: 202										Vanderbilt '12
2012-13	61	902	131	294	.446	59	70	.843	17	77	94	56	37-0	12	10	374	6.1
2013-14	13	158	16	42	.381	4	4	1.000	3	19	22	11	11-0	1	1	40	3.1
2014-15	24	297	49	99	.495	16	19	.842	2	37	39	13	15-0	10	0	135	5.6
3 Years	98	1357	196	435	.451	79	93	.849	22	133	155	80	63-0	23	11	549	5.6
ANTHONY JOHNSON				Height: 6' 3"			Weight: 190										College of Charleston '97
1998-99	49	885	91	225	.404	57	82	.695	16	59	75	107	67-0	35	7	244	5.0
1999-00	38	423	36	103	.350	19	24	.792	15	24	39	59	41-0	23	2	92	2.4
2000-01	25	279	26	71	.366	12	17	.796	3	20	23	34	41-0	17	5	64	2.6
2007-08	42	1121	115	267	.431	26	32	.813	17	81	98	202	86-0	42	8	283	6.7
4 Years	154	2708	268	666	.402	114	155	.735	51	184	235	402	235-0	117	22	683	4.4
B.J. JOHNSON				Height: 6' 7"			Weight: 200										LaSalle '18
2018-19	6	43	8	16	.500	2	2	1.000	2	6	8	0	3-0	2	0	21	3.5
DERMARR JOHNSON				Height: 6' 9"			Weight: 201										Cincinnati '00
2000-01	78	1313	146	390	.374	64	87	.736	56	122	178	64	134-0	43	30	397	5.1
2001-02	72	1727	214	540	.396	85	105	.810	59	188	247	81	163-1	62	56	602	8.4
3 Years	150	3040	360	930	.387	149	192	.776	115	310	425	145	297-1	105	86	1104	7.4
EDDIE JOHNSON				Height: 6' 2"			Weight: 190										Auburn '77
1977-78	79	1875	332	686	.484	164	201	.816	51	102	153	235	232-4	100	4	838	10.5
1978-79	78	2413	501	982	.510	243	292	.832	65	105	170	360	241-6	121	11	1245	16.0
1979-80	79	2622	590	1212	.487	280	338	.828	95	105	200	370	216-2	120	24	1465	18.5
1980-81	75	2693	573	1136	.504	279	356	.784	60	119	179	407	187-2	126	11	1431	19.1
1981-82	68	2314	455	1011	.450	294	385	.764	63	128	191	358	188-1	102	16	1211	17.8
1982-83	61	1813	389	858	.453	186	237	.785	26	98	124	318	138-2	61	6	978	16.0
1983-84	67	1893	353	798	.442	164	213	.770	31	115	146	374	155-2	58	7	886	13.2
1984-85	73	2367	453	946	.479	265	332	.798	38	154	192	566	184-1	43	7	1193	16.3
1985-86	39	862	155	328	.473	79	110	.718	17	58	75	219	72-1	10	1	349	10.1
9 Years	619	18852	3801	8157	.466	1954	2464	.793	446	984	1430	3207	1613-11	741	87	9631	15.6
GEORGE JOHNSON				Height: 6' 11"			Weight: 220										Dillard '70
1982-83	37	461	25	57	.439	14	19	.737	44	73	117	17	69-0	10	59	64	1.7
IVAN JOHNSON				Height: 6' 8"			Weight: 255										Cal. St. San Bernadino '07
2011-12	56	934	141	275	.513	72	100	.720	65	161	226	32	116-2	43	18	356	6.4
2012-13	69	1035	185	356	.520	81	131	.618	76	190	266	46	131-1	56	14	452	6.6
2 Years	125	1969	326	631	.517	153	231	.662	141	351	492	78	247-3	99	32	808	6.5
JOE JOHNSON				Height: 6' 7"			Weight: 240										Arkansas '01
2005-06	82	3340	632	1395	.453	261	330	.791	98	237	335	536	187-0	103	31	1653	20.2
2006-07	57	2359	536	1139	.471	235	314	.748	53	186	239	249	115-1	60	11	1426	25.0
2007-08	82	3343	647	1497	.432	316	379	.834	83	284	367	474	168-1	84	18	1779	21.7
2008-09	79	3124	620	1420	.437	299	362	.826	65	281	346	455	176-0	84	19	1688	21.4
2009-10	76	2886	635	1386	.458	220	269	.818	74	279	353	369	145-0	82	5	1619	21.3
2010-11	72	2554	514	1161	.443	195	243	.802	59	232	291	338	131-0	47	7	1312	18.2
2011-12	60	2127	423	931	.454	158	186	.849	53	168	221	232	75-0	48	13	1129	18.8
7 Years	508	19733	4007	8929	.449	1684	2083	.808	485	1667	2152	2653	997-2	508	104	10606	20.9
OLLIE JOHNSON				Height: 6' 6"			Weight: 200										Temple '72
1977-78	82	1704	292	619	.472	111	130	.854	89	171	260	120	180-2	80	36	695	8.5
DAHNTAY JONES				Height: 6' 6"			Weight: 225										Duke '03
2012-13	28	381	32	82	.390	21	31	.677	11	20	31	20	46-0	12	1	88	3.1
DWIGHT JONES				Height: 6' 10"			Weight: 230										Houston '73
1973-74	74	1448	238	502	.474	116	156	.744	145	309	454	86	197-3	29	64	592	8-0
1974-75	75	2086	323	752	.430	132	183	.721	236	461	697	152	226-1	51	51	778	10.4
1975-76	66	1762	251	542	.463	163	219	.744	171	353	524	83	214-8	52	61	665	10.1
3 Years	215	5296	812	1796	.452	411	558	.736	552	1123	1675	321	637-12	132	176	2035	9.5
SOLOMON JONES				Height: 6' 10"			Weight: 245										South Florida '06
2006-07	58	666	65	128	.508	59	75	.787	49	87	136	11	124-3	11	42	189	3.3
2007-08	35	145	12	30	.400	11	20	.550	19	23	42	0	28-0	3	5	35	1.0
2008-09	63	675	67	111	.604	53	74	.716	52	90	142	15	125-0	7	34	188	3.0
3 Years	156	1486	144	269	.535	123	169	.728	120	200	320	26	277-3	21	81	412	2.6
REGGIE JORDAN				Height: 6' 4"			Weight: 195										New Mexico St. '91
1995-96	24	247	36	71	.507	22	38	.579	23	29	52	29	30-0	12	7	94	3.9
BOB KAUFFMAN				Height: 6' 8"			Weight: 240										Guilford '68
1974-75	73	797	113	261	.433	59	84	.702	67	115	182	81	103-1	19	4	285	3.9
ADAM KEEFE				Height: 6' 9"			Weight: 241										Stanford '92
1992-93	82	1549	188	376	.500	166	237	.700	171	261	432	80	195-1	57	16	542	6.6
1993-94	63	763	96	213	.451	81	111	.730	77	124	201	34	80-0	20	9	273	4.3
2 Years	145	2312	284	589	.482	247	348	.710	248	385	633	114	275-1	77	25	273	5.6

ALL-TIME ROSTER: 1968 - 2019, CONT.

YEAR	GP	MINS	FGM	FGA	FG%	FTM	FTA	FT%	OR	DR	TR	AST	PF-D	STL	BS	PTS	PPG
RYAN KELLY				Height: 6’ 11”			Weight: 230										Duke ‘13
2016-17	16	110	8	28	.286	5	6	.833	1	17	18	8	5-0	4	5	25	1.6
TIM KEMPTON				Height: 6’ 10”			Weight: 255										Notre Dame ‘86
1995-96	3	11	0	0	—	0	0	—	0	2	2	1	5-0	0	0	0	—
BREVIN KNIGHT				Height: 5’ 10”			Weight: 170										Stanford ‘97
2000-01	47	1364	137	356	.385	49	60	.817	22	139	161	286	138-2	95	3	324	6.9
JON KONCAK				Height: 7’ 0”			Weight: 250										SMU ‘85
1985-86	82	1695	263	519	.507	156	257	.607	171	296	467	55	296-10	37	69	682	8.3
1986-87	82	1684	169	352	.480	125	191	.654	153	340	493	31	262-2	52	76	463	5.6
1987-88	49	1073	98	203	.483	83	136	.610	103	230	333	19	161-1	36	56	279	5.7
1988-89	74	1531	141	269	.524	63	114	.553	147	306	453	56	238-4	54	98	345	4.7
1989-90	54	977	78	127	.614	42	79	.532	58	168	226	23	182-4	38	34	198	3.7
1990-91	77	1931	140	321	.436	32	54	.593	101	274	375	124	265-6	74	76	313	4.1
1991-92	77	1489	111	284	.391	19	29	.655	62	199	261	132	207-2	50	67	241	3.1
1992-93	78	1975	124	267	.464	24	50	.480	100	327	427	140	264-6	75	100	275	3.5
1993-94	82	1823	159	369	.431	24	36	.667	83	282	365	102	236-1	63	125	342	4.2
1994-95	62	943	77	187	.412	13	24	.542	23	161	184	52	137-1	36	46	179	2.9
10 Years	717	15121	1360	2898	.469	581	970	.599	1001	2583	3584	734	2248-37	515	747	3317	4.6
KYLE KORVER				Height: 6’ 7”			Weight: 212										Creighton ‘03
2012-13	74	2259	277	601	.461	67	78	.859	23	270	293	146	170-1	70	37	810	10.9
2013-14	71	2409	289	609	.475	87	94	.926	22	260	282	208	147-0	70	24	850	12.0
2014-15	75	2418	292	600	.487	106	118	.898	15	289	304	196	140-1	52	42	911	12.1
2015-16	80	2401	268	616	.435	45	54	.833	14	246	260	164	161-0	60	35	739	9.2
2016-17	32	894	108	246	.439	24	27	.889	0	89	89	75	47-0	23	13	305	9.5
5 Years	332	10380	1234	2672	.462	329	371	.887	75	1154	1229	789	665-2	275	151	3615	10.9
TONI KUKOC				Height: 6’ 11”			Weight: 235										Croatia ‘93
2000-01	17	618	124	252	.492	49	72	.681	19	78	97	106	36-0	13	5	335	19.7
2001-02	59	1494	211	504	.419	109	153	.712	43	175	218	210	91-0	48	17	584	9.9
2 Years	76	2112	335	756	.443	158	225	.702	62	253	315	316	127-0	61	22	919	12.1
CHRISTIAN LAETTNER				Height: 6’ 11”			Weight: 245										Duke ‘92
1995-96	30	977	159	325	.489	107	130	.823	86	150	235	68	119-3	31	28	425	14.2
1996-97	82	3140	548	1128	.486	359	440	.816	212	508	720	223	277-8	102	64	1486	18.1
1997-98	74	2282	354	730	.485	306	354	.864	142	345	487	190	246-6	71	73	1020	13.8
3 Years	186	6399	1061	2183	.486	772	924	.835	440	1003	1443	481	542-17	204	165	2931	15.8
MARK LANDSBERGER				Height: 6’ 8”			Weight: 230										Arizona St. ‘78
1983-84	35	335	19	51	.373	15	26	.577	42	77	119	10	32-0	6	3	53	1.5
ANDREW LANG				Height: 6’ 11”			Weight: 250										Arkansas ‘88
1993-94	82	1608	215	458	.469	73	106	.689	126	187	313	51	192-2	38	87	504	6.1
1994-95	82	2340	320	677	.473	152	188	.809	154	302	456	73	268-4	45	136	794	9.7
1995-96	51	1815	281	619	.454	95	118	.805	111	223	334	62	178-4	35	85	657	12.9
3 Years	215	5763	816	1754	.465	320	412	.777	391	712	1103	186	638-10	118	308	1955	9.1
PRIEST LAUDERDALE				Height: 7’ 4”			Weight: 343										Central St. (OH) ‘94
1996-97	35	180	49	89	.551	13	23	.565	16	27	43	12	39-0	1	9	111	3.2
ACIE LAW IV				Height: 6’ 3”			Weight: 202										Texas A&M ‘07
2007-08	56	865	95	237	.401	38	48	.792	12	45	57	113	73-0	29	0	235	4.2
2008-09	55	560	52	139	.374	49	60	.817	6	52	58	86	43-0	11	3	162	2.9
2 Years	111	1425	147	376	.391	87	108	.806	18	97	115	199	116-0	40	3	397	3.6
ALFRED “Butch” LEE				Height: 6’ 0”			Weight: 185										Marquette ‘78
1978-79	49	997	144	313	.460	88	117	.752	11	48	59	169	88-0	56	1	376	7.7
CLYDE LEE				Height: 6’ 10”			Weight: 230										Vanderbilt ‘66
1974-75	9	117	12	36	.333	32	39	.821	24	46	70	8	25-0	1	4	56	6.2
DAMION LEE				Height: 6’ 6”			Weight: 210										Louisville ‘16
2017-18	15	404	62	152	.408	22	29	.759	11	60	71	29	25-0	19	1	161	10.7
RON LEE				Height: 6’ 4”			Weight: 193										Oregon ‘76
1979-80	30	364	29	91	.319	9	17	.529	11	22	33	67	65-1	15	4	67	2.2
GEORGE LEHMANN				Height: 6’ 3”			Weight: 190										Campbell ‘61
1968-69	11	138	26	67	.388	8	12	.667	—	—	9	27	18-0	—	—	60	5.5
GARY LEONARD				Height: 7’ 1”			Weight: 240										Missouri ‘89
1990-91	4	9	0	0	----	2	4	.500	0	2	2	0	2-0	0	1	2	0.5
1991-92	5	13	4	6	.667	2	2	1.000	3	2	5	1	3-0	1	0	10	2.0
2 Years	9	22	4	6	.667	4	6	.667	3	4	7	1	5-0	1	1	12	1.3
JIM LES				Height: 5’ 11”			Weight: 175										Bradley ‘86
1994-95	24	188	11	38	.289	23	27	.852	6	20	26	44	28-0	4	0	50	2.1
CLIFF LEVINGSTON				Height: 6’ 8”			Weight: 220										Wichita State ‘82
1984-85	74	2017	291	552	.527	145	222	.653	230	336	566	104	231-3	70	69	727	9.8
1985-86	81	1945	294	551	.534	164	242	.678	193	341	534	72	260-5	76	39	752	9.3
1986-87	82	1848	251	496	.506	155	212	.731	219	314	533	40	261-4	48	68	657	8.0
1987-88	82	2135	314	564	.557	190	246	.772	228	276	504	71	287-5	52	84	819	10.0
1988-89	80	2184	300	568	.528	133	191	.696	194	304	498	75	270-4	97	70	734	9.2
1989-90	75	1706	216	424	.509	83	122	.680	113	206	319	80	216-2	55	41	516	6.9
6 Years	474	11835	3155	1666	.528	1235	870	.704	1177	1777	2954	442	625-23	398	371	4205	8.9
JEREMY LIN				Height: 6’ 3”			Weight: 200										Harvard ‘10
2018-19	51	1003	180	386	.466	142	168	.845	16	103	119	181	96-0	38	7	546	10.7
RANDY LIVINGSTON				Height: 6’ 4”			Weight: 209										Louisiana State ‘97
1997-98	12	82	3	12	.250	4	5	.800	1	5	6	5	6-0	7	2	10	0.8
GRANT LONG				Height: 6’ 9”			Weight: 248										Eastern Michigan ‘88
1994-95	79	2579	337	704	.479	238	315	.756	190	405	595	127	232-2	107	34	923	11.7
1995-96	82	3008	395	838	.471	257	337	.763	248	540	788	183	233-3	108	34	1078	13.1
1998-99	50	1380	151	359	.421	184	235	.783	100	196	296	53	143-0	57	74	489	9.8
3 Years	211	6967	883	1901	.464	679	887	.766	538	1141	1679	363	608-5	272	142	2490	11.8
JOHN LONG				Height: 6’ 5”			Weight: 195										Detroit ‘78
1989-90	48	1030	174	384	.453	46	55	.836	26	57	83	85	66-0	45	5	404	8.4
SIDNEY LOWE				Height: 6’ 0”			Weight: 195										North Carolina State ‘83
1984-85	15	159	8	20	.400	8	8	1.000	4	11	15	42	23-0	11	0	24	1.6
TYRONN LUE				Height: 6’ 0”			Weight: 175										Nebraska ‘98
2004-05	49	1528	247	532	.464	128	147	.871	14	95	109	264	120-2	25	0	662	13.5
2005-06	51	1234	192	418	.459	118	138	.855	13	69	82	157	113-2	26	3	560	11.0
2006-07	56	1488	218	524	.416	144	163	.883	19	85	104	201	101-0	24	0	636	11.4
2007-08	33	564	86	196	.439	24	28	.857	9	32	41	59	38-0	11	0	226	6.8
4 Years	189	4814	743	1670	.445	414	476	.870	55	281	336	681	372-4	86	3	2084	11.0
SHELVIN MACK				Height: 6’ 3”			Weight: 203										Butler ‘11
2012-13	20	268	41	84	.488	8	14	.571	0	24	24	44	28-0	9	0	104	5.2
2013-14	73	1490	209	501	.417	64	74	.865	21	139	160	271	100-1	50	2	544	7.5
2014-15	55	833	117	292	.401	25	31	.806	8	71	79	155	32-0	30	2	299	5.4
2015-16	24	179	40	95	.421	9	12	.750	2	20	22	38	7-0	8	0	93	3.9
4 Years	172	2770	407	972	.419	106	131	.809	31	254	285	508	167-1	97	4	1040	6.0
DURAND “Rudy” MACKLIN				Height: 6’ 7”			Weight: 205										Louisiana State ‘81
1981-82	79	1516	210	484	.434	134	173	.775	113	150	263	47	225-5	40	20	554	7.0
1982-83	73	1171	170	360	.472	101	131	.771	85	105	190	71	189-4	41	10	441	6.0
2 Years	152	2687	380	844	.450	235	304	.773	198	255	453	118	414-9	81	30	995	6.5
JOSH MAGETTE				Height: 6’ 1”			Weight: 160										Alabama-Huntsville ‘12
2017-18	18	216	15	46	.326	8	8	1.000	2	17	19	57	16-0	8	1	46	2.6
MOSES MALONE				Height: 6’ 10”			Weight: 255										Petersburg High (VA) ‘74
1988-89	81	2878	538	1096	.491	561	711	.789	386	570	956	112	154-0	79	100	1637	20.2
1989-90	81	2735	517	1077	.480	493	631	.781	364	448	812	130	158-0	47	84	1528	18.9
1990-91	82	1912	280	598	.468	309	372	.831	271	396	667	68	134-0	30	74	869	10.6
3 Years	244	7525	1335	2771	.482	1363	1714	.795	1021	1414	2435	310	446-0	156	258	4034	16.5

ALL-TIME ROSTER: 1968 - 2019, CONT.

YEAR	GP	MINS	FGM	FGA	FG%	FTM	FTA	FT%	OR	DR	TR	AST	PF-D	STL	BS	PTS	PPG
MATT MALONEY				Height: 6’ 3”			Weight: 200										Pennsylvania ‘95
2000-01	55	1403	146	348	.420	26	34	.765	14	103	117	154	94-1	56	5	369	6.7
2002-03	14	103	8	25	.320	3	5	.600	1	6	7	17	9-0	4	0	24	1.7
2 Years	69	1506	154	373	.413	29	39	.744	15	109	124	171	103-1	60	5	393	5.7
DANNY MANNING				Height: 6’ 10”			Weight: 234										Kansas ‘88
1993-94	26	925	177	372	.476	54	83	.651	49	120	169	85	93-0	46	25	409	15.7
PACE MANNION				Height: 6’ 7”			Weight: 190										Utah ‘83
1988-89	5	18	2	6	.333	0	0	.000	0	2	2	2	2-0	2	0	4	0.8
PETE MARAVICH				Height: 6’ 5”			Weight: 200										Louisiana State ‘70
1970-71	81	2926	738	1613	.458	404	505	.800	—	—	298	355	238-1	—	—	1880	23.2
1971-72	66	2302	460	1077	.427	355	438	.811	—	—	256	393	207-0	—	—	1275	19.3
1972-73	79	3089	789	1788	.441	485	606	.800	—	—	346	546	245-1	—	—	2063	26.1
1973-74	76	2903	819	1791	.457	469	568	.826	98	276	374	396	261-4	111	13	2107	27.7
4 Years	302	11220	2806	6269	.448	1713	2117	.809	98	276	1274	1690	951-6	111	13	7325	24.3
ROY MARBLE				Height: 6’ 6”			Weight: 190										Iowa ‘89
1989-90	24	162	16	58	.276	19	29	.655	15	9	24	11	16-0	7	1	51	2.1
CARTIER MARTIN				Height: 6’ 7”			Weight: 220										Kansas State ‘07
2013-14	53	822	106	256	.414	46	61	.754	12	93	105	31	68-0	26	7	314	5.9
EDDIE MAST				Height: 6’ 9”			Weight: 220										Temple ‘69
1972-73	42	447	50	118	.424	19	30	.633	—	—	136	37	50-0	—	—	119	2.8
WES MATTHEWS				Height: 6’ 1”			Weight: 165										Wisconsin ‘81
1980-81	34	1105	161	330	.488	103	123	.837	16	56	72	212	122-1	61	7	425	12.5
1981-82	47	838	131	298	.440	60	79	.759	19	39	58	139	129-3	53	2	324	6.9
1982-83	64	1187	171	424	.403	86	112	.768	25	66	91	249	129-0	60	8	442	6.9
1983-84	6	96	16	30	.533	18	22	.818	1	3	4	21	13-0	5	1	50	8.3
1989-90	1	13	1	3	.333	2	2	1.000	0	0	0	5	0-0	0	0	4	4.0
5 Years	152	3239	480	1085	.442	269	338	.796	61	164	225	626	393-4	179	18	1245	8.1
DON MAY				Height: 6’ 4”			Weight: 200										Dayton ‘68
1971-72	75	1285	234	476	.492	126	164	.768	—	—	217	55	133-0	—	—	594	7.9
1972-73	32	317	61	134	.455	22	31	.710	—	—	67	21	55-0	—	—	144	4.5
2 Years	107	1602	295	610	.484	148	195	.759	—	—	284	76	188-0	—	—	738	6.9
TRAVIS MAYS				Height: 6’ 2”			Weight: 190										Texas ‘90
1991-92	2	32	6	14	.429	2	2	1.000	1	1	2	1	4-0	0	0	17	8.5
1992-93	49	787	129	309	.417	54	82	.659	20	33	53	72	59-0	21	3	341	7.0
2 Years	51	819	135	323	.418	56	84	.667	21	34	55	73	63-0	21	3	358	7.0
AMAL McCASKILL				Height: 6’ 11”			Weight: 245										Marquette ‘96
2002-03	11	70	4	17	.235	3	4	.750	7	15	22	5	13-0	3	1	11	1.0
TIM McCORMICK				Height: 7’ 0”			Weight: 240										Michigan ‘84
1990-91	56	689	93	187	.497	66	90	.733	56	109	165	32	91-1	11	14	252	4.5
JELANI McCOY				Height: 6’ 10”			Weight: 245										UCLA ‘98
2004-05	10	88	7	13	.538	1	5	.200	7	14	21	0	24-0	3	8	15	1.5
JAMES McELROY				Height: 6’ 3”			Weight: 185										Central Michigan ‘75
1979-80	31	516	66	171	.386	37	53	.698	20	29	49	65	45-1	21	5	171	5.5
1980-81	54	680	78	202	.386	48	59	.814	10	38	48	82	62-0	20	9	205	3.8
1981-82	20	349	52	125	.416	29	36	.806	66	11	17	39	44-0	8	3	134	6.7
3 Years	105	1545	196	498	.394	114	148	.770	36	78	114	186	151-1	49	17	510	4.9
MIKE McGEE				Height: 6’ 5”			Weight: 207										Michigan ‘81
1986-87	76	1420	311	677	.459	80	137	.584	71	88	159	149	156-1	61	2	788	10.4
1987-88	11	117	22	52	.423	2	6	.333	4	12	16	13	6-0	5	0	51	4.6
2 Years	87	1537	333	729	.457	82	143	.573	75	100	175	162	162-1	66	2	839	9.6
TRACY McGRADY				Height: 6’ 8”			Weight: 225										Mt. Zion Chris. Acad. HS (NC). ‘97
2011-12	52	837	101	231	.437	56	83	.675	23	131	154	110	35-0	16	15	273	5.3
ROSHOWN McLEOD				Height: 6’ 8”			Weight: 230										Duke ‘98
1998-99	34	348	62	163	.380	37	45	.822	12	38	50	14	24-0	2	1	162	4.8
1999-00	44	860	131	332	.395	54	70	.771	41	97	138	52	84-0	16	5	318	7.2
2000-01	34	907	144	330	.436	45	51	.882	37	81	118	58	88-0	23	8	335	9.9
3 Years	112	2115	337	825	.408	136	166	.819	90	216	306	124	196-0	41	14	815	7.3
TOM McMILLEN				Height: 6’ 11”			Weight: 215										Maryland ‘74
1977-78	68	1683	280	568	.493	116	145	.800	151	265	416	84	233-8	33	16	676	9.9
1978-79	82	1392	232	498	.466	109	119	.891	131	201	332	69	211-2	15	32	570	7.0
1979-80	53	1071	191	382	.500	81	107	.757	70	150	220	62	126-2	36	14	463	8.7
1980-81	79	1564	253	518	.488	80	108	.741	96	199	295	72	163-0	23	25	587	7.4
1981-82	73	1792	291	572	.509	140	170	.824	102	234	336	129	202-1	25	24	723	9.9
1982-83	61	1364	198	424	.467	108	133	.812	57	160	217	76	143-2	17	24	504	8.3
6 Years	416	8866	1445	2962	.488	634	782	.811	607	1209	1816	492	1078-15	149	135	3523	8.5
SLAVA MEDVEDENKO				Height: 6’ 10”			Weight: 253										Ukraine
2006-07	14	81	12	29	.414	17	20	.850	4	10	14	2	16-0	0	2	42	3.0
DEAN “The Dream” MEMINGER				Height: 6’ 1”			Weight: 170										Marquette ‘71
1974-75	80	2177	233	500	.466	168	263	.639	84	130	214	397	160-0	118	11	634	7.9
1975-76	68	1418	155	379	.409	100	152	.658	65	86	151	222	116-0	54	8	410	6.0
2 Years	148	3595	388	879	.411	268	415	.646	149	216	365	619	276-0	172	19	1044	7.1
JOE C. MERIWEATHER				Height: 6’ 10”			Weight: 218										So. Illinois ‘75
1976-77	74	2068	319	607	.526	182	255	.714	216	380	596	82	324-21	41	82	820	11.1
ANTHONY “Pig” MILLER				Height: 6’ 9”			Weight: 255										Michigan St. ‘94
1996-97	1	14	0	5	.000	0	0	—	2	5	7	0	2-0	0	0	0	0.0
1997-98	37	228	29	52	.558	21	39	.538	30	40	70	3	41-0	15	3	79	2.1
2000-01	2	6	1	2	.500	0	0	—	0	2	2	0	0-0	0	0	2	1.0
2004-05	2	9	2	3	.667	0	0	—	0	1	1	1	2-0	1	0	4	2.0
4 Years	42	257	32	62	.516	21	39	.538	32	48	80	4	45-0	16	3	85	2.0
CHRIS MILLS				Height: 6’ 7”			Weight: 220										Arizona ‘93
2003-04	—on active roster for five games from 2/19/04 to 3/1/04 but saw no action—																
PAUL MILLSAP				Height: 6’ 8”			Weight: 246										Louisiana Tech ‘06
2013-14	74	2482	483	1047	.461	286	391	.731	154	473	627	232	210-3	129	78	1328	17.9
2014-15	73	2390	443	930	.476	255	337	.757	139	431	570	223	201-0	130	69	1218	16.7
2015-16	81	2647	501	1066	.470	309	408	.757	198	534	732	265	237-2	147	139	1385	17.1
2016-17	69	2343	430	972	.442	311	405	.768	111	422	533	252	186-0	90	62	1246	18.1
4 Years	297	9862	1857	4015	.463	1161	1541	.753	602	1860	2462	972	834-5	496	348	5177	17.4
NAZR MOHAMMED				Height: 6’ 10”			Weight: 250										Kentucky ‘99
2000-01	28	716	135	281	.480	75	98	.765	97	155	252	19	73-0	23	28	345	12.3
2001-02	82	2168	329	713	.461	137	222	.617	242	409	651	33	252-2	63	61	795	9.7
2002-03	35	445	67	159	.421	26	41	.634	47	82	129	6	79-0	16	21	160	4.6
2003-04	53	938	138	280	.493	69	110	.627	101	166	267	20	113-0	22	27	345	6.5
4 Years	198	4267	669	1433	.467	307	471	.652	487	812	1299	78	517-2	124	137	1645	8.3
SIDNEY MONCRIEF				Height: 6’ 4”			Weight: 181										Arkansas ‘79
1990-91	72	1096	117	240	.488	82	105	.781	31	97	128	104	112-0	50	9	337	4.7
RODNEY MONROE				Height: 6’ 3”			Weight: 185										North Carolina State ‘91
1991-92	38	313	53	144	.368	19	23	.826	12	21	33	27	19-0	12	2	131	3.4
MIKKI MOORE				Height: 7’ 0”			Weight: 225										Nebraska ‘97
2002-03	5	31	5	12	.417	8	10	.800	5	2	7	3	1-0	0	2	18	3.6
JAYLEN MORRIS				Height: 6’ 5”			Weight: 185										Molloy College ‘17
2017-18	6	98	13	32	.406	0	0	---	2	14	16	7	2-0	2	1	28	4.7
RANDOLPH MORRIS				Height: 6’ 11”			Weight: 260										Kentucky ‘08
2008-09	23	89	7	17	.412	4	4	1.000	4	16	20	2	25-0	2	1	18	0.8
2009-10	28	124	23	41	.561	16	27	.593	10	28	38	2	34-2	5	3	62	2.2
2 Years	51	213	30	58	.517	20	31	.645	14	44	58	4	59-2	7	4	80	1.6
ANTHONY MORROW				Height: 6’ 5”			Weight: 210										Georgia Tech ‘08
2012-13	24	301	47	111	.423	16	18	.889	10	16	26	9	33-0	12	1	125	5.2

ALL-TIME ROSTER: 1968 - 2019, CONT.

YEAR	GP	MINS	FGM	FGA	FG%	FTM	FTA	FT%	OR	DR	TR	AST	PF-D	STL	BS	PTS	PPG
HANNO MOTTOLA				Height: 6' 10"			Weight: 240										Utah '00
2000-01	73	989	123	277	.444	73	90	.811	49	125	174	25	163-3	11	9	319	4.4
2001-02	82	1371	169	384	.440	57	76	.750	81	187	268	50	174-5	20	19	396	4.8
2 Years	155	2360	292	661	.442	130	166	.783	130	312	442	75	337-8	31	28	715	4.6
TODD MUNDT				Height: 7' 1"			Weight: 255										Delta State '93
1995-96	24	118	13	32	.406	5	8	.625	10	15	25	2	23-0	1	4	31	1.3
FLIP MURRAY				Height: 6' 3"			Weight: 200										Shaw
2008-09	80	1975	355	795	.447	177	233	.760	22	146	168	158	173-0	88	17	974	12.2
MIKE MUSCALA				Height: 6' 11"			Weight: 240										Bucknell '13
2013-14	20	215	31	73	.425	14	14	1.000	17	35	52	7	15-0	3	10	76	3.8
2014-15	40	502	83	151	.550	22	25	.880	52	67	119	25	52-0	16	19	197	4.9
2015-16	60	565	76	152	.500	31	39	.795	38	79	117	34	72-1	13	27	195	3.3
2016-17	70	1237	170	337	.504	49	64	.766	76	163	239	95	97-0	30	41	435	6.2
2017-18	53	1060	143	312	.458	57	62	.919	56	174	230	51	80-0	31	27	405	7.6
5 Years	243	3579	503	1025	.491	173	204	.848	239	519	758	212	316-1	93	124	1308	5.4
DIKEMBE MUTOMBO				Height: 7' 2"			Weight: 265										Georgetown '91
1996-97	80	2973	380	721	.527	306	434	.705	268	661	929	110	249-3	49	264	1066	13.3
1997-98	82	2917	399	743	.537	303	452	.670	276	656	932	82	254-1	34	277	1101	13.4
1998-99	50	1829	173	338	.512	195	285	.684	192	418	610	57	145-2	16	147	541	10.8
1999-00	82	2984	322	573	.562	298	421	.708	304	853	1157	105	248-3	27	269	942	11.5
2000-01	49	1716	169	354	.477	107	154	.695	188	505	693	54	139-2	20	137	445	9.1
5 Years	343	12419	1443	2729	.529	1209	1746	.692	1228	3093	4321	408	1035-11	146	1094	4095	11.9
LEE NAILON				Height: 6' 9"			Weight: 238										Texas Christian '99
2003-04	27	300	63	138	.457	16	19	.842	26	37	63	17	48-0	10	7	142	5.3
MAMADOU N'DIAYE				Height: 7' 0"			Weight: 255										Auburn '00
2003-04	25	359	27	68	.397	44	59	.746	43	68	111	0	58-1	8	24	98	3.9
HOWARD NATHAN				Height: 5' 10"			Weight: 185										NE Louisiana '93
1995-96	5	15	5	9	.556	3	4	.750	0	0	0	2	2-0	3	0	13	2.6
GARY NEAL				Height: 6' 4"			Weight: 210										Towson '07
2016-17	2	18	0	7	.000	4	4	1.000	0	1	1	1	1-0	0	0	4	2.0
IVANO NEWBILL				Height: 6' 9"			Weight: 245										Georgia Tech '94
1996-97	72	850	40	91	.440	20	52	.385	76	128	204	24	115-1	28	15	100	1.4
IRA NEWBLE				Height: 6' 7"			Weight: 220										Miami (Ohio) '97
2001-02	42	1273	131	263	.498	75	88	.852	80	142	222	45	117-2	38	20	338	8.0
2002-03	73	1931	231	467	.495	70	90	.778	86	185	271	99	174-1	50	26	564	7.7
2 Years	115	3204	362	730	.496	145	178	.815	166	327	493	144	291-3	88	46	902	7.8
DAVID NEWMARK				Height: 7' 0"			Weight: 240										Columbia '68
1969-70	64	612	127	296	.429	59	77	.766	—	—	174	42	128-3	—	—	313	4.9
KEN "Snake" NORMAN				Height: 6' 8"			Weight: 228										Illinois '87
1994-95	74	1879	388	856	.453	64	140	.457	103	259	362	94	154-0	34	20	938	12.7
1995-96	34	770	127	273	.465	17	48	.354	40	92	132	63	68-0	15	16	304	8.9
1996-97	17	220	27	94	.287	4	12	.333	8	31	39	12	17-0	7	3	64	3.8
3 Years	125	2869	542	1223	.443	85	200	.425	151	382	533	169	239-0	56	39	1306	10.4
JAMES NUNNALLY				Height: 6' 7"			Weight: 205										UC Santa Barbara '12
2013-14	4	54	6	18	.333	3	4	.750	1	7	8	2	2-0	1	1	18	4.5
DON OHL				Height: 6' 3"			Weight: 190										Illinois '58
1968-69	76	1995	385	901	.427	147	208	.707	—	—	170	221	232-5	—	—	917	12.1
1969-70	66	984	176	372	.473	58	72	.806	—	—	71	98	113-1	—	—	410	6.2
2 Years	142	2979	561	1273	.441	205	280	.732	—	—	241	319	345-6	—	—	1327	9.4
BRIAN OLIVER				Height: 6' 4"			Weight: 210										Georgia Tech '90
1997-98	5	61	7	19	.368	1	4	.250	3	6	9	2	4-0	1	0	15	3.8
GRADY O'MALLEY				Height: 6' 5"			Weight: 205										Manhattan '69
1969-70	24	113	21	60	.350	8	19	.421	—	—	26	10	12-0	—	—	50	2.1
ZAZA PACHULIA				Height: 6' 11"			Weight: 275										Ulker '03
2005-06	78	2452	307	681	.451	297	404	.735	264	349	613	128	286-6	89	39	911	11.7
2006-07	72	2026	291	614	.474	293	373	.786	199	301	500	16	267-4	77	36	875	12.2
2007-08	62	944	107	245	.437	108	153	.706	89	159	248	36	140-0	24	13	322	5.2
2008-09	77	1473	159	320	.497	163	230	.709	173	263	436	57	208-1	35	26	481	6.2
2009-10	78	1089	120	246	.488	93	143	.650	117	176	293	42	186-2	37	30	333	4.3
2010-11	79	1244	107	232	.461	135	179	.754	119	214	333	58	184-0	34	22	349	4.4
2011-12	58	1640	169	339	.499	117	158	.741	154	303	457	79	172-1	55	29	455	7.8
2012-13	52	1134	114	241	.473	78	103	.757	132	204	336	79	128-1	35	12	306	5.9
8 Years	556	12002	1374	2918	.471	1284	1743	.737	1247	1969	3216	495	1571-15	386	207	4032	7.3
ANDY PANKO				Height: 6' 9"			Weight: 225										Lebanon Valley '99
2000-01	1	1	0	0	—	0	0	—	0	0	0	0	0-0	0	0	0	0.0
JANNERO PARGO				Height: 6' 1"			Weight: 185										Arkansas '02
2011-12	50	671	105	253	.415	19	20	.950	9	64	73	96	64-0	20	2	282	5.6
2012-13	7	113	13	38	.342	2	2	1.000	1	6	7	19	8-0	3	0	35	5.0
2 Years	57	784	118	291	.405	21	22	.955	10	70	80	115	72-0	23	2	317	5.6
LAMAR PATTERSON				Height: 6' 5"			Weight: 225										Pittsburgh '15
2015-16	35	395	28	80	.350	16	22	.727	4	46	50	39	45-0	9	2	84	2.4
2016-17	5	40	3	15	.200	2	3	.667	1	6	7	6	6-0	1	0	9	1.8
2 Years	40	435	31	95	.326	18	25	.720	5	52	57	45	51-0	10	2	93	2.3
BILLY PAULTZ				Height: 6' 11"			Weight: 225										St. Johns '70
1983-84	40	486	36	88	.409	17	33	.515	35	78	113	18	57-0	8	7	89	2.2
ADREIAN PAYNE				Height: 6' 10"			Weight: 237										Michigan State '14
2014-15	3	19	2	7	.286	1	2	.500	1	3	4	0	4-0	1	0	5	1.7
TOM PAYNE				Height: 6' 11"			Weight: 225										Kentucky '73
1971-72	29	227	45	103	.437	29	46	.630	—	—	69	15	40-0	—	—	119	4.1
GARY PAYTON				Height: 6' 4"			Weight: 180										Oregon State '90
2004-05	—on active roster for two games from 2/24/05 to 3/1/05 but saw no action—																
SAM PELLOM				Height: 6' 9"			Weight: 225										Buffalo '78
1979-80	44	373	44	108	.407	21	30	.700	28	64	92	18	70-0	12	12	109	2.5
1980-81	77	1472	186	380	.490	81	116	.698	122	234	356	48	228-6	50	92	453	5.9
1981-82	69	1037	114	251	.454	61	79	.722	90	139	229	28	164-0	29	47	289	4.2
1982-83	2	9	2	6	.333	0	0	.000	0	0	0	1	0-0	0	0	4	2.0
4 Years	194	2891	346	745	.465	163	225	.724	240	437	677	95	462-6	91	151	855	4.4
WESLEY PERSON				Height: 6' 6"			Weight: 200										Auburn '94
2003-04	9	132	13	39	.333	6	6	1.000	2	23	25	5	5-0	3	1	40	4.4
JOHAN PETRO				Height: 7' 0"			Weight: 247										Pau Orthez '05
2012-13	31	352	48	110	.436	11	12	.917	33	79	112	16	48-0	10	9	108	3.5
JOHN PINONE				Height: 6' 8"			Weight: 230										Villanova '83
1983-84	7	65	7	13	.538	6	10	.600	0	10	10	3	11-0	2	1	20	2.9
DEXTER PITTMAN				Height: 6' 11"			Weight: 285										Texas '10
2013-14	2	3	0	1	.000	0	2	.000	3	0	3	0	0-0	0	0	0	0.0
MILES PLUMLEE				Height: 6' 11"			Weight: 249										Duke '12
2017-18	55	918	105	180	.583	27	60	.450	77	151	228	45	79-0	17	30	237	4.3
2018-19	18	173	32	48	.667	16	30	.533	16	23	39	17	14-0	6	4	80	4.4
2 Years	73	1091	137	228	.601	43	90	.478	93	174	267	62	93-0	23	34	317	4.3
SCOT POLLARD				Height: 6' 11"			Weight: 265										Kansas '97
1998-99	—on active roster for two games from 2/13/99 to 2/19/99 but saw no action—																
JOSH POWELL				Height: 6' 9"			Weight: 240										North Carolina State '03
2010-11	54	653	94	208	.452	36	45	.800	49	86	135	22	78-0	5	5	224	4.1
ALEX POYTHRESS				Height: 6' 9"			Weight: 235										Kentucky '16
2018-19	21	305	40	81	.494	18	29	.621	29	47	76	17	47-1	4	10	107	5.1

ALL-TIME ROSTER: 1968 - 2019, CONT.

YEAR	GP	MINS	FGM	FGA	FG%	FTM	FTA	FT%	OR	DR	TR	AST	PF-D	STL	BS	PTS	PPG
TAUREAN PRINCE				Height: 6' 8"			Weight: 220										Baylor '16
2016-17	59	981	114	285	.400	74	94	.787	25	132	157	55	96-0	43	27	335	5.7
2017-18	82	2464	415	975	.426	152	180	.844	50	339	389	214	168-1	85	42	1158	14.1
2018-19	55	1552	262	594	.441	95	116	.819	22	177	199	118	141-3	53	19	742	13.5
3 Years	196	4997	791	1854	.427	321	390	.823	97	648	745	387	405-4	181	88	2235	11.4
JOEL PRZYBILLA				Height: 7' 1"			Weight: 255										Minnesota '00
2003-04	12	314	18	50	.360	12	29	.414	31	70	101	4	48-1	5	17	48	4.0
VLADIMIR RADMANOVIC				Height: 6' 10"			Weight: 235										FMP Zeleznik
2011-12	49	755	74	197	.376	22	29	.759	34	109	143	54	62-0	21	15	220	4.5
BLAIR RASMUSSEN				Height: 7' 0"			Weight: 260										Oregon '85
1991-92	81	1968	347	726	.478	30	40	.750	94	299	393	107	233-1	35	48	729	9.0
1992-93	22	283	30	80	.375	9	13	.692	20	35	55	5	61-2	12	10	71	3.2
2 Years	103	2251	377	806	.468	39	53	.736	114	334	448	112	294-3	47	58	800	7.8
THEO RATLIFF				Height: 6' 10"			Weight: 235										Wyoming '95
2001-02	3	82	10	20	.500	6	11	.545	5	11	16	1	8-0	1	8	26	8.7
2002-03	81	2518	276	595	.464	154	214	.720	154	453	607	73	271-3	56	262	706	8.7
2003-04	53	1648	171	373	.458	96	147	.653	105	276	381	51	1a89-2	30	166	438	8.3
3 Years	137	4248	457	988	.463	256	372	.688	264	740	1004	125	468-5	87	436	1170	8.5
LEO RAUTINS				Height: 6' 8"			Weight: 215										Syracuse '83
1984-85	4	12	0	2	.000	0	0	.000	1	1	2	3	3-0	0	0	0	0.0
ZELJKO REBRACA				Height: 7' 0"			Weight: 257										Serbia Montenegro
2003-04	3	51	12	23	.522	1	2	.500	4	5	9	2	7-1	0	2	25	8.3
ELDRIDGE RECASNER				Height: 6' 3"			Weight: 190										Washington '90
1996-97	71	1207	148	350	.423	51	58	.879	35	80	115	94	97-0	38	4	405	5.7
1997-98	59	1454	206	452	.456	74	79	.937	32	110	142	117	94-0	41	1	548	9.3
2 Years	130	2661	354	802	.441	125	137	.912	67	190	257	211	191-0	79	5	953	7.3
JEREMY RICHARDSON				Height: 6' 7"			Weight: 190										Delta State '06
2006-07	5	19	3	6	.500	0	0	—	1	1	2	0	2-0	1	0	8	1.6
2007-08	19	88	13	31	.419	0	0	—	1	6	7	0	6-0	2	0	31	1.6
2 Years	24	107	16	37	.432	0	0	—	2	7	9	0	8-0	3	0	39	1.6
ISAIAH RIDER				Height: 6' 5"			Weight: 215										UNLV '93
1999-00	60	2084	449	1072	.419	204	260	.785	63	195	258	219	132-3	41	6	1158	19.3
BOB RILEY				Height: 6' 4"			Weight: 235										Mt. St. Mary's '70
1970-71	7	39	4	9	.444	5	9	.556	—	—	12	1	5-0	—	—	13	1.9
GLENN "Doc" RIVERS				Height: 6' 4"			Weight: 185										Marquette '83
1983-84	81	1938	250	541	.462	255	325	.785	72	148	220	314	286-8	127	30	757	9.3
1984-85	69	2126	334	701	.476	291	378	.770	66	148	214	410	250-7	163	53	974	14.1
1985-86	53	1571	220	464	.474	172	283	.608	49	113	162	443	185-2	120	13	612	11.5
1986-87	82	2590	342	758	.451	365	441	.828	83	216	299	823	287-5	171	30	1053	12.8
1987-88	80	2502	403	890	.453	319	421	.758	83	283	366	747	272-3	140	41	1134	14.2
1988-89	76	2462	371	816	.455	247	287	.861	89	197	286	525	263-6	181	40	1032	13.6
1989-90	48	1526	218	480	.454	138	170	.812	47	153	200	264	151-2	116	22	598	12.5
1990-91	79	2586	444	1020	.435	221	262	.844	47	206	253	340	216-2	148	47	1197	15.2
8 Years	568	17301	2582	5670	.455	2008	2567	.782	536	1464	2000	3866	1910-35	1166	276	7357	13.0
TONY ROBERTSON				Height: 6' 4"			Weight: 170										W. Virginia '76
1977-78	63	929	168	381	.441	37	53	.698	15	55	70	103	133-2	74	5	373	5.9
GLENN ROBINSON				Height: 6' 7"			Weight: 230										Purdue '94
2002-03	69	2591	539	1248	.432	268	306	.876	86	371	457	205	183-0	91	26	1436	20.8
LARRY ROBINSON				Height: 6' 3"			Weight: 180										Centenary '90
2000-01	33	631	67	184	.364	21	24	.875	23	64	87	36	46-0	28	2	199	6.0
RUMEAL ROBINSON				Height: 6' 2"			Weight: 200										Michigan '90
1990-91	47	674	108	242	.446	47	80	.588	22	51	73	132	65-0	32	75	265	5.6
1991-92	81	2220	423	928	.456	175	275	.636	64	155	219	446	178-0	105	54	1055	13.0
2 Years	128	2894	531	1170	.454	222	355	.625	86	206	292	578	243-0	137	129	1320	10.3
LEN "Truck" ROBINSON				Height: 6' 7"			Weight: 225										Tennessee St. '74
1976-77	36	1449	310	648	.478	186	241	.772	133	329	462	97	130-3	38	20	806	22.4
WAYNE "Tree" ROLLINS				Height: 7' 1"			Weight: 240										Clemson '77
1977-78	80	1795	253	520	.487	104	148	.703	179	373	552	79	326-16	57	218	610	7.6
1978-79	81	1900	297	555	.535	89	141	.631	219	369	588	49	328-19	46	254	683	8.4
1979-80	82	2123	287	514	.558	157	220	.714	283	491	774	76	322-12	54	244	731	8.9
1980-81	40	1044	116	210	.552	46	57	.807	102	184	286	35	151-7	29	117	278	7.0
1981-82	79	2018	202	346	.584	79	129	.612	168	443	611	59	285-4	35	224	483	6.1
1982-83	80	2472	261	512	.510	98	135	.726	210	533	743	75	294-7	49	343	620	7.8
1983-84	77	2351	274	529	.518	118	190	.621	200	393	593	62	297-9	35	277	666	8.6
1984-85	70	1750	186	339	.549	67	93	.720	113	329	442	52	213-6	35	167	439	6.3
1985-86	74	1781	173	347	.499	69	90	.767	131	327	458	41	239-5	38	167	415	5.6
1986-87	78	1764	171	313	.546	63	87	.724	155	333	488	22	240-1	43	140	405	5.4
1987-88	76	1765	133	260	.512	70	80	.875	142	317	459	20	229-2	31	132	336	4.4
11 Years	814	20763	2353	4445	.529	960	1370	.701	1902	4092	5994	570	2924-88	452	2283	5666	6.9
SEAN ROOKS				Height: 6' 10"			Weight: 250										Arizona '92
1995-96	16	215	32	58	.552	29	43	.674	21	30	51	9	35-0	4	14	93	5.8
DAN ROUNDFIELD				Height: 6' 8"			Weight: 205										Central Michigan '75
1978-79	80	2539	462	916	.504	300	420	.714	326	539	865	131	358-16	87	176	1224	15.3
1979-80	81	2588	502	1007	.499	330	465	.710	293	544	837	184	317-6	101	139	1334	16.5
1980-81	63	2128	426	808	.527	256	335	.721	231	403	634	161	258-8	76	119	1108	17.5
1981-82	61	2215	424	910	.466	285	375	.760	227	494	721	162	210-3	64	93	1134	18.6
1982-83	77	2811	561	1193	.470	337	450	.749	259	621	880	225	239-1	60	115	1464	19.0
1983-84	73	2610	503	1038	.485	374	486	.770	206	515	721	184	221-2	61	74	1380	18.9
6 Years	435	14891	2828	5872	.490	1882	2551	.744	1542	3116	4658	1047	1603-36	449	716	7644	17.6
WALKER D. RUSSELL				Height: 6' 4"			Weight: 210										W. Michigan '82
1984-85	21	377	34	63	.540	14	17	.824	8	32	40	66	37-1	17	4	83	4.0
JUAN "Pepe" SANCHEZ				Height: 6' 4"			Weight: 195										Temple '00
2000-01	5	34	0	7	.000	0	0	—	1	0	1	5	3-0	2	0	0	0.0
JEFF SANDERS				Height: 6' 8"			Weight: 240										Georgia Southern '89
1991-92	12	117	20	45	.444	7	9	.778	9	17	26	9	15-0	5	3	47	3.9
1992-93	9	120	10	25	.400	4	8	.500	12	17	29	6	16-0	8	1	24	2.7
2 Years	21	237	30	70	.429	11	17	.647	21	34	55	15	31-0	13	4	71	3.4
DALE SCHLUETER				Height: 6' 10"			Weight: 235										Colorado St. '67
1973-74	57	547	63	135	.467	38	50	.760	54	101	155	45	84-0	25	22	164	2.9
DENNIS SCHRÖDER				Height: 6' 1"			Weight: 172										Germany
2013-14	49	641	72	188	.383	29	43	.674	5	55	60	93	54-0	17	0	183	3.7
2014-15	77	1516	284	665	.427	148	179	.827	29	135	164	317	127-0	49	4	768	10.0
2015-16	80	1621	329	781	.421	144	182	.791	25	179	204	349	138-0	70	9	879	11.0
2016-17	79	2485	548	1214	.451	218	255	.855	42	206	248	499	149-0	74	16	1414	17.9
2017-18	67	2078	500	1146	.436	225	265	.849	44	164	208	417	147-1	72	6	1301	19.4
5 Years	352	8341	1733	3994	.434	764	924	.827	145	739	884	1675	615-1	282	35	4545	12.9
MIKE SCOTT				Height: 6' 8"			Weight: 237										Virginia '12
2012-13	40	376	70	147	.476	43	56	.768	39	71	110	12	32-0	4	2	183	4.6
2013-14	80	1482	301	628	.479	103	132	.780	62	222	284	75	121-0	30	7	767	9.6
2014-15	68	1123	201	453	.444	61	77	.792	45	154	199	75	83-0	25	3	529	7.8
2015-16	75	1146	176	376	.468	50	63	.794	53	153	206	78	102-0	25	17	464	6.2
2016-17	18	195	17	59	.288	7	8	.875	10	27	37	17	12-0	4	3	45	2.5
5 Years	281	4322	765	1663	.460	264	336	.786	209	627	836	257	350-0	88	32	1988	7.1
THABO SEFOLOSHA				Height: 6' 7"			Weight: 220										Switzerland
2014-15	52	976	104	249	.418	45	58	.776	53	170	223	75	67-0	53	21	278	5.3
2015-16	75	1758	188	371	.507	62	99	.626	52	282	334	107	109-0	85	37	480	6.4
2016-17	62	1596	174	395	.441	55	75	.733	54	216	270	107	97-0	96	31	444	7.2
3 Years	189	4330	466	1015	.459	162	232	.698	159	668	827	289	273-0	234	89	1202	6.4
CRAIG SHELTON				Height: 6' 7"			Weight: 205										Georgetown '80
1980-81	55	586	100	219	.457	35	58	.604	59	79	138	27	128-1	18	5	235	4.3
1981-82	4	21	2	6	.333	1	2	.500	1	2	3	0	3-0	1	0	5	1.3
2 Years	59	607	102	225	.453	36	60	.600	60	81	141	27	131-1	19	5	240	4.1
JEFF SHEPPARD				Height: 6' 3"			Weight: 190										Kentucky '98
1998-99	18	185	15	39	.385	8	13	.615	6	16	22	16	12-0	3	0	40	2.2

ALL-TIME ROSTER: 1968 - 2019, CONT.

YEAR	GP	MINS	FGM	FGA	FG%	FTM	FTA	FT%	OR	DR	TR	AST	PF-D	STL	BS	PTS	PPG
PAUL SHIRLEY				Height: 6' 10"			Weight: 230									Iowa State '01	
2002-03	2	5	0	4	.000	0	0	.000	0	1	1	0	0-0	0	0	0	0.0
JORDAN SIBERT				Height: 6' 4"			Weight: 187									Dayton '15	
2018-19	1	4	1	1	1.000	0	0	---	0	0	0	0	0-0	0	0	3	3.0
LARRY SIEGFRIED				Height: 6' 3"			Weight: 190									Ohio State '61	
1971-72	21	335	25	77	.325	20	23	.870	—	—	32	52	32-0	—	—	70	3.3
PAUL SILAS				Height: 6' 7"			Weight: 235									Creighton '64	
1968-69	79	1853	241	575	.419	204	333	.613	—	—	745	140	166-0	—	—	686	8.7
DICKEY SIMPKINS				Height: 6' 9"			Weight: 255									Providence '94	
2001-02	1	3	0	0	----	0	0	----	0	0	0	1	0-0	0	0	0	0.0
BEGGIE SLATER				Height: 6' 7"			Weight: 255									Wyoming '92	
2001-02	4	37	5	13	.385	6	9	.667	5	2	7	1	2-0	1	1	16	4.0
DONALD SLOAN				Height: 6' 3"			Weight: 205									Texas A&M '10	
2011-12	5	20	3	8	.375	0	0	---	1	4	5	5	3-0	1	0	6	1.2
DONTA SMITH				Height: 6' 7"			Weight: 215									SE Illinois College '04	
2004-05	38	433	44	113	.389	33	48	.688	19	33	52	39	50-0	23	5	127	3.3
2005-06	23	127	15	27	.556	6	12	.500	3	11	14	9	20-0	8	0	38	1.7
2 years	61	560	59	140	.421	39	60	.650	22	44	66	48	70-0	31	5	165	2.7
JOE SMITH				Height: 6' 10"			Weight: 230									Maryland '95	
2009-10	64	592	77	193	.399	39	48	.813	66	91	157	21	95-0	6	19	194	3.0
JOSH SMITH				Height: 6' 9"			Weight: 225									Oak Hill Academy HS (VA) '04	
2004-05	74	2050	274	602	.455	163	237	.688	147	310	457	127	157-1	59	144	715	9.7
2005-06	80	2559	329	774	.425	210	292	.719	176	355	531	191	260-5	64	208	902	11.3
2006-07	72	2647	436	993	.439	268	387	.693	165	456	621	236	241-4	101	207	1179	16.4
2007-08	81	2873	518	1139	.457	333	469	.710	161	506	667	272	269-6	81	227	1394	17.2
2008-09	69	2421	418	849	.492	211	358	.588	134	364	498	169	184-1	94	111	1073	15.6
2009-10	61	2871	504	999	.505	261	422	.618	222	492	705	342	249-1	130	172	1269	18.7
2010-11	77	2845	497	1041	.477	229	316	.725	134	523	657	252	324-1	99	120	1227	16.5
2011-12	66	2329	504	1101	.458	203	322	.630	136	496	632	257	172-3	93	115	1239	18.8
2012-13	76	2883	550	1182	.465	166	321	.517	133	506	639	321	175-1	94	136	1327	17.5
9 Years	676	23078	4030	8674	.465	2044	3125	.654	1409	3998	5407	2170	1915-23	857	1440	10371	15.3
KENNY SMITH				Height: 6' 3"			Weight: 170									North Carolina '87	
1989-90	33	674	98	204	.480	55	65	.846	7	30	37	142	45-0	22	1	255	7.7
LEON SMITH				Height: 6' 10"			Weight: 235									Martin Luther King (IL) HS '99	
2001-02	14	100	10	26	.385	11	17	.647	10	21	31	3	12-0	5	1	31	2.2
RANDY SMITH				Height: 6' 3"			Weight: 180									Buffalo St. '71	
1982-83	15	142	29	66	.439	13	14	.929	2	6	8	14	15-0	2	0	71	4.7
STEVE SMITH				Height: 6' 8"			Weight: 221									Michigan St. '91	
1994-95	80	2665	428	1005	.426	312	370	.841	104	172	276	274	225-2	62	33	1305	16.3
1995-96	80	2856	494	1143	.432	318	385	.826	124	202	326	224	207-1	68	17	1446	18.1
1996-97	72	2818	491	1145	.429	333	393	.847	90	148	238	305	173-2	62	23	1445	20.1
1997-98	73	2857	489	1101	.444	389	455	.855	133	176	309	292	219-4	75	29	1464	20.1
1998-99	36	1314	217	540	.402	191	225	.849	50	101	151	118	100-2	36	11	672	18.7
5 Years	339	12648	2108	4905	.430	1526	1807	.844	497	797	1294	1206	915-11	301	112	6291	18.6
TONY SMITH				Height: 6' 4"			Weight: 205									Marquette '90	
2000-01	6	78	8	23	.348	1	2	.500	2	1	3	10	12-0	7	0	17	2.8
MIKE SOJOURNER				Height: 6' 9"			Weight: 225									Utah '74	
1974-75	73	2129	378	775	.488	95	146	.651	196	446	642	93	217-10	35	57	851	11.7
1975-76	67	1602	248	524	.473	80	119	.672	126	323	449	58	174-2	38	40	576	8.6
1976-77	51	551	95	203	.468	41	57	.719	49	97	146	21	66-0	15	9	231	4.5
3 Years	191	4282	721	1502	.480	216	322	.671	371	866	1237	172	457-12	88	106	1658	8.7
RORY SPARROW				Height: 6' 2"			Weight: 190									Villanova '80	
1981-82	82	2610	366	730	.501	124	148	.838	53	171	224	424	240-2	87	13	857	10.5
1982-83	49	1548	264	512	.516	84	113	.743	39	102	141	238	162-1	70	1	615	12.6
2 Years	131	4158	630	1242	.507	208	261	.797	92	273	365	662	402-3	157	14	1472	11.2
OMARI SPELLMAN				Height: 6' 6"			Weight: 245									Villanova '18	
2018-19	46	805	98	244	.402	32	45	.711	72	122	194	47	67-0	26	25	272	5.9
ANDRE SPENCER				Height: 6' 6"			Weight: 210									Northern Arizona '86	
1992-93	3	15	0	3	.000	0	0	.000	0	1	1	0	3-0	2	0	0	0.0
TIAGO SPLITTER				Height: 6' 11"			Weight: 245									Brazil '10	
2015-16	36	579	81	155	.523	39	48	.813	45	75	120	30	71-0	20	12	201	5.6
JERRY STACKHOUSE				Height: 6' 6"			Weight: 218									North Carolina '95	
2011-12	30	273	37	100	.370	21	23	.913	6	17	23	14	12-0	10	3	108	3.6
DESHAWN STEVENSON				Height: 6' 5"			Weight: 218									Washington Union HS '00	
2012-13	56	1158	98	262	.374	12	23	.522	18	104	122	52	69-1	29	6	284	5.1
MICHAEL STEWART				Height: 6' 10"			Weight: 230									California '97	
2004-05	12	145	11	21	.524	3	7	.429	21	19	40	5	32-1	6	5	25	2.1
ALEX STIVRINS				Height: 6' 8"			Weight: 215									Colorado '85	
1992-93	5	15	4	9	.444	0	0	.000	2	3	5	0	3-0	0	1	8	1.6
SALIM STOUDAMIRE				Height: 6' 1"			Weight: 175									Arizona '05	
2005-06	61	1236	204	492	.415	99	110	.900	12	104	116	75	118-1	27	3	589	9.7
2006-07	61	1034	177	425	.416	61	68	.897	6	68	74	61	86-0	21	2	471	7.7
2007-08	35	402	65	180	.361	41	50	.820	4	20	24	28	34-0	7	5	208	5.7
3 Years	157	2672	446	1097	.407	201	228	.882	22	192	214	164	240-1	55	10	1260	8.0
MARK STRICKLAND				Height: 6' 10"			Weight: 215									Temple '92	
2001-02	46	654	91	204	.446	25	44	.568	41	90	131	20	48-0	19	17	208	4.5
BOB SURA				Height: 6' 5"			Weight: 200									Florida State '95	
2003-04	27	956	131	312	.420	123	157	.783	70	153	223	144	72-0	25	5	397	14.7
PAPE SY				Height: 6' 7"			Weight: 225									Gravelines (France)	
2010-11	3	21	2	6	.333	3	3	1.000	2	1	3	2	1-0	1	0	7	2.3
WALTER "EDY" TAVARES				Height: 7' 3"			Weight: 260									Cape Verde	
2015-16	11	73	11	19	.579	3	8	.375	7	14	21	3	8-0	1	6	25	2.3
2016-17	1	4	1	1	1.000	0	2	.000	0	1	1	0	0-0	0	0	2	2.0
2 Years	12	77	12	20	.600	3	10	.300	7	15	22	3	8-0	1	6	27	2.3
ISAIAH TAYLOR				Height: 6' 3"			Weight: 170									Texas '16	
2017-18	67	1167	163	390	.418	99	141	.702	22	72	94	206	116-1	34	10	445	6.6
JEFF TEAGUE				Height: 6' 2"			Weight: 186									Wake Forest '09	
2009-10	71	719	90	227	.396	41	49	.837	5	62	67	122	82-0	34	11	228	3.2
2010-11	70	963	133	304	.438	77	97	.794	11	91	102	138	82-0	45	25	361	5.2
2011-12	66	2183	320	671	.477	140	185	.757	21	138	159	321	145-0	106	37	831	12.6
2012-13	80	2628	439	974	.451	199	226	.881	25	155	180	579	181-1	117	28	1166	14.6
2013-14	79	2542	458	1040	.438	318	379	.846	34	174	208	528	156-0	89	17	1304	16.5
2014-15	73	2229	408	887	.460	275	319	.862	30	154	184	513	139-0	125	31	1162	15.9
2015-16	79	2255	434	988	.439	261	312	.837	33	181	214	470	167-2	97	24	1239	15.7
7 Years	518	13518	2280	5091	.448	1311	1564	.838	159	955	1114	2671	954-3	613	173	6291	12.1
CLAUDE TERRY				Height: 6' 5"			Weight: 195									Stanford '72	
1976-77	12	241	47	87	.540	18	21	.857	8	10	18	25	21-0	9	1	112	9.3
1977-78	27	166	25	68	.368	9	11	.818	3	12	15	5	14-0	8	0	59	2.2
2 Years	39	407	72	155	.465	27	32	.844	11	22	33	32	35-0	15	1	171	4.4
JASON TERRY				Height: 6' 2"			Weight: 180									Arizona '99	
1999-00	81	1888	249	600	.415	113	140	.807	24	142	166	346	133-0	90	10	657	8.1
2000-01	82	3089	596	1367	.436	303	358	.846	42	227	269	403	204-2	104	12	1619	19.7
2001-02	78	2697	524	1219	.430	284	340	.835	40	230	270	444	196-0	144	13	1504	19.3
2002-03	81	3081	488	1141	.428	259	292	.887	37	242	279	600	175-2	126	14	1395	17.2
2003-04	81	3018	499	1196	.417	215	260	.827	49	287	336	437	192-2	124	16	1359	16.8
5 Years	403	14043	2356	5523	.427	1174	1390	.845	192	1128	1320	2230	860-6	588	65	6534	16.2

ALL-TIME ROSTER: 1968 - 2019, CONT.

YEAR	GP	MINS	FGM	FGA	FG%	FTM	FTA	FT%	OR	DR	TR	AST	PF-D	STL	BS	PTS	PPG
REGGIE THEUS				Height: 6' 7"			Weight: 213									UNLV '78	
1988-89	82	2517	497	1067	.466	285	335	.851	86	156	242	387	236-0	108	16	1296	15.8
ETAN THOMAS				Height: 6' 10"			Weight: 260									Syracuse '01	
2010-11	13	82	10	21	.476	12	15	.800	6	17	23	2	11-0	1	4	32	2.5
JAMES THOMAS				Height: 6' 8"			Weight: 235									Texas '04	
2004-05	2	5	1	2	.500	0	0	—	2	0	2	0	1-0	0	0	2	1.0
JOHN THOMAS				Height: 6' 9"			Weight: 265									Minnesota '97	
2005-06	11	66	3	7	.429	3	4	.750	3	7	10	1	10-0	2	0	9	0.8
DUON THOMPSON				Height: 6' 7"			Weight: 195									UCLA '05	
2006-07	6	50	6	15	.400	5	6	.833	3	5	8	2	2-0	0	0	17	2.8
RAY TOLBERT				Height: 6' 9"			Weight: 240									Indiana '81	
1988-89	50	341	40	94	.426	23	37	.622	31	57	88	16	55-0	13	13	103	2.1
ANTHONY TOLLIVER				Height: 6' 8"			Weight: 240									Creighton '07	
2012-13	62	963	82	216	.380	44	51	.863	31	124	155	32	66-0	15	12	253	4.1
SEDRIC TONEY				Height: 6' 2"			Weight: 180									Dayton '85	
1985-86	3	24	2	7	.286	1	1	1.000	0	2	2	0	6-0	1	0	5	1.7
1989-90	32	286	30	72	.417	21	25	.840	3	11	14	52	35-0	10	0	88	2.8
2 Years	35	310	32	79	.405	22	26	.846	3	13	16	52	41-0	11	0	93	2.7
GENE "Bumper" TORMOHLEN				Height: 6' 9"			Weight: 245									Tennessee '59	
1969-70	2	11	2	4	.500	0	0	.000	—	—	4	1	3-0	—	—	4	2.0
GEORGE TRAPP				Height: 6' 8"			Weight: 215									Long Beach St. '71	
1971-72	60	890	144	388	.371	105	139	.755	—	—	183	51	144-2	—	—	393	6.6
1972-73	77	1853	359	824	.436	150	194	.773	—	—	455	127	274-11	—	—	868	11.2
2 Years	137	2743	503	1212	.415	255	333	.766	—	—	638	178	418-13	—	—	1261	9.2
JOHN TSCHOGL				Height: 6' 6"			Weight: 206									UCSB '72	
1972-73	10	94	14	40	.350	2	4	.500	—	—	21	6	25-0	—	—	30	3.0
1973-74	64	499	59	166	.355	10	17	.588	33	43	76	33	69-0	17	20	128	2.0
2 Years	74	593	73	206	.354	12	21	.571	33	43	97	39	94-0	17	20	158	2.1
JEREMY TYLER				Height: 6' 10"			Weight: 260									Tokyo Apache '11	
2012-13	1	5	0	0	—	0	0	—	0	3	3	0	0-0	0	0	0	0.0
TOM VAN ARSDALE				Height: 6' 5"			Weight: 200									Indiana '65	
1974-75	73	2570	544	1269	.429	294	383	.768	70	179	249	207	231-5	78	3	1382	18.9
1975-76	75	2026	346	785	.441	126	166	.759	35	151	186	146	202-5	57	7	818	10.9
2 Years	148	4596	890	2054	.433	420	549	.765	105	330	435	353	433-10	135	10	2200	14.9
JOHN VALLELY				Height: 6' 3"			Weight: 185									UCLA '70	
1970-71	51	430	73	204	.358	45	59	.763	—	—	34	47	50-0	—	—	191	3.7
1971-72	9	110	20	43	.465	13	20	.650	—	—	11	9	13-0	—	—	53	5.9
2 Years	60	540	93	247	.377	58	79	.734	—	—	45	56	63-0	—	—	244	4.1
JACQUE VAUGHN				Height: 6' 1"			Weight: 190									Kansas '97	
2001-02	82	1856	206	438	.470	104	126	.825	18	150	168	349	183-0	65	2	540	6.6
2003-04	71	1271	107	277	.386	53	68	.779	12	104	116	195	126-0	44	2	270	3.8
2 Years	153	3127	313	715	.438	157	194	.809	30	254	284	544	309-0	109	4	810	5.3
FRED VINSON				Height: 6' 4"			Weight: 200									Georgia Tech '04	
1994-95	5	27	1	7	.143	1	1	1.000	0	0	0	1	4-0	0	0	4	0.8
ALEXANDER VOLKOV				Height: 6' 10"			Weight: 218									Kiev Institute '89	
1989-90	72	937	137	284	.482	70	120	.583	52	67	119	83	166-3	36	22	357	5.0
1991-92	77	1516	251	569	.441	125	198	.631	103	162	265	250	178-2	66	30	662	8.6
2 Years	149	2453	388	853	.455	195	318	.613	155	229	384	333	344-5	102	52	1019	6.8
RASHEED WALLACE				Height: 6' 11"			Weight: 230									North Carolina '97	
2003-04	1	42	8	24	.333	3	3	1.000	1	5	6	2	0-0	1	5	20	20.0
ANTOINE WALKER				Height: 6' 9"			Weight: 245									Kentucky '96	
2004-05	53	2128	420	1013	.415	157	294	.534	126	371	497	194	147-0	64	32	1082	20.4
DWIGHT WALLER				Height: 6' 7"			Weight: 230									Tennessee St. '68	
1968-69	11	29	2	9	.222	3	7	.429	—	—	10	1	8-0	—	—	7	0.6
CHRIS WASHBURN				Height: 6' 11"			Weight: 255									North Carolina State '86	
1987-88	29	174	22	49	.449	13	23	.565	19	36	55	3	19-0	4	8	57	2.0
JIM WASHINGTON				Height: 6' 7"			Weight: 215									Villanova '65	
1971-72	67	2416	325	729	.446	201	256	.785	—	—	601	121	217-0	—	—	851	12.7
1972-73	75	2833	308	713	.432	163	224	.728	—	—	801	174	252-5	—	—	779	10.4
1973-74	73	2519	297	612	.485	134	196	.684	207	528	735	156	249-5	49	74	728	10.0
1974-75	38	905	114	259	.440	41	55	.745	52	141	193	68	86-2	23	13	269	7.1
4 Years	253	8673	1044	2313	.451	539	731	.737	259	669	2330	519	804-12	72	87	2627	10.4
ANTHONY "Spud" WEBB				Height: 5' 7"			Weight: 133									North Carolina State '85	
1985-86	79	1229	199	412	.483	216	275	.785	27	96	123	337	164-1	82	5	616	7.8
1986-87	33	532	71	162	.438	80	105	.762	6	54	60	167	65-1	44	2	223	6.8
1987-88	82	1347	191	402	.475	107	131	.817	16	130	146	337	125-0	63	11	490	6.0
1988-89	81	1219	133	290	.459	52	60	.867	21	102	123	284	104-0	70	6	319	3.9
1989-90	82	2184	294	616	.477	162	186	.871	38	163	201	477	185-0	105	12	751	9.2
1990-91	75	2197	359	803	.447	231	266	.868	41	133	174	417	180-0	118	6	1003	13.4
1995-96	51	817	104	222	.468	74	87	.851	19	41	60	140	68-0	27	2	300	5.9
7 Years	483	9525	1351	2907	.465	922	1110	.831	168	719	887	2159	891-2	499	44	3702	7.7
MARIO WEST				Height: 6' 5"			Weight: 210									Georgia Tech '07	
2007-08	64	269	21	49	.429	17	26	.654	26	22	48	13	61-1	12	4	59	0.9
2008-09	33	268	14	34	.412	14	30	.467	24	32	56	19	35-0	18	4	43	0.8
2009-10	39	142	12	21	.571	6	10	.600	8	19	27	9	25-0	8	0	30	0.8
3 Years	156	680	47	104	.452	37	66	.561	58	73	131	41	121-1	38	8	132	0.8
MARK WEST				Height: 6' 10"			Weight: 250									Old Dominion '83	
1998-99	49	499	22	59	.373	16	45	.356	49	76	125	13	80-0	4	22	60	1.2
JOHN WETZEL				Height: 6' 5"			Weight: 192									Virginia Tech '67	
1972-73	28	504	42	94	.447	14	17	.824	—	—	58	39	41-1	—	—	98	3.5
1973-74	70	1232	107	252	.425	41	57	.719	39	131	170	138	147-1	73	19	225	3.6
2 Years	98	1736	87	204	.426	68	74	.919	34	80	114	77	108-1	51	8	323	3.6
3 Years	161	2521	236	550	.429	123	151	.815	73	211	342	254	296-3	124	27	595	3.7
ENNIS WHATLEY				Height: 6' 3"			Weight: 180									Alabama '83	
1987-88	5	24	4	9	.444	3	4	.750	0	4	4	2	3-0	2	0	11	2.2
1993-94	82	1004	120	236	.508	52	66	.788	22	77	99	181	93-0	59	2	292	3.6
1994-95	27	292	24	53	.453	20	32	.625	9	21	30	54	37-0	19	0	70	2.6
3 Years	114	1320	148	298	.497	75	102	.735	31	102	133	237	133-0	80	2	373	3.3
ANDREW WHITE III				Height: 6' 7"			Weight: 210									Syracuse '17	
2017-18	15	209	25	73	.342	1	4	.250	4	30	34	6	12-0	3	1	69	4.6
HERB WHITE				Height: 6' 2"			Weight: 195									Georgia '70	
1970-71	38	315	34	84	.405	22	39	.564	—	—	48	47	62-2	—	—	90	2.4
DONALD WHITESIDE				Height: 5' 10"			Weight: 170									N. Illinois '91	
1997-98	3	16	1	2	.500	0	2	.000	0	1	1	1	0-0	0	0	2	0.7
MORLON WILEY				Height: 6' 4"			Weight: 192									Long Beach State '88	
1991-92	41	767	71	160	.444	21	30	.700	22	51	73	166	73-0	43	3	177	4.3
1992-93	25	354	26	81	.321	5	8	.625	9	26	35	81	49-0	26	2	72	2.9
1994-95	5	17	3	6	.500	0	0	.000	0	4	4	6	9-0	1	1	7	1.4
3 Years	71	1138	100	247	.405	26	38	.684	31	81	112	253	122-0	70	6	256	3.6
DAMIEN WILKINS				Height: 6' 6"			Weight: 225									Georgia '04	
2010-11	52	676	69	137	.504	40	56	.714	23	67	90	41	72-0	27	9	180	3.5

ALL-TIME ROSTER: 1968 - 2019, CONT.

YEAR	GP	MINS	FGM	FGA	FG%	FTM	FTA	FT%	OR	DR	TR	AST	PF-D	STL	BS	PTS	PPG
DOMINIQUE WILKINS				Height: 6' 8"			Weight: 215									Georgia '82	
1982-83	82	2697	601	1220	.493	230	337	.682	226	252	478	129	210-1	84	63	1434	17.5
1983-84	81	2961	684	1429	.479	382	496	.770	254	328	582	126	197-1	117	87	1750	21.6
1984-85	81	3022	853	1891	.451	486	603	.806	226	331	557	200	170-0	135	54	2217	27.4
1985-86	78	3049	888	1897	.468	577	705	.818	261	357	618	206	170-0	138	49	2366	30.3
1986-87	79	2969	828	1787	.463	607	742	.818	210	284	494	261	149-0	117	51	2294	29.0
1987-88	78	2948	909	1957	.464	541	655	.862	211	291	502	224	162-0	103	47	2397	30.7
1988-89	80	2997	814	1756	.464	442	524	.844	256	297	553	211	138-0	117	52	2099	26.2
1989-90	80	2886	810	1672	.484	459	569	.807	217	304	521	200	141-0	126	47	2138	26.7
1990-91	81	3078	770	1640	.470	476	574	.829	261	471	732	265	156-0	123	65	2101	25.9
1991-92	42	1601	424	914	.464	294	352	.835	103	192	295	158	77-0	52	24	1179	28.1
1992-93	71	2467	741	1584	.468	519	627	.828	187	295	482	227	116-0	70	27	2121	29.9
1993-94	49	1687	430	996	.432	275	322	.854	119	186	305	114	87-0	63	22	1196	24.4
12 Years	882	32545	8752	18743	.467	5288	6506	.813	2531	3588	6119	2321	1773-2	1245	588	23292	26.4
MIKE WILKS				Height: 5' 10"			Weight: 185									Rice '01	
2002-03	15	364	29	81	.358	21	29	.724	9	32	41	42	38-0	16	1	85	5.7
BRANDON WILLIAMS				Height: 6' 6"			Weight: 215									Davidson '96	
2002-03	6	19	1	7	.143	0	0	.000	2	0	2	0	4-0	2	0	2	0.3
FREEMAN WILLIAMS				Height: 6' 4"			Weight: 195									Portland St. '78	
1981-82	23	189	42	110	.382	22	26	.846	2	10	12	19	18-0	6	0	110	4.8
GUS WILLIAMS				Height: 6' 3"			Weight: 180									Southern California '75	
1986-87	33	481	53	146	.363	27	40	.675	8	32	40	139	53-0	17	5	138	4.2
LOU WILLIAMS				Height: 6' 1"			Weight: 175									S. Gwinnett HS (GA) '05	
2012-13	39	1119	187	443	.422	105	121	.868	8	72	80	139	55-0	44	10	551	14.1
2013-14	60	1445	197	493	.400	152	179	.849	10	114	124	210	65-0	45	4	625	10.4
2 Years	99	2564	384	936	.410	257	300	.857	18	186	204	349	120-0	89	14	1176	11.9
MARVIN WILLIAMS				Height: 6' 9"			Weight: 245									North Carolina '05	
2005-06	79	1952	235	531	.443	189	252	.747	122	261	383	63	227-1	48	24	672	8.5
2006-07	64	2179	306	706	.433	216	265	.815	84	253	337	121	191-2	52	30	839	13.1
2007-08	80	2765	424	918	.462	336	409	.822	119	338	457	137	225-3	81	33	1185	14.8
2008-09	61	2093	285	622	.458	250	273	.806	110	272	382	81	127-0	57	39	845	13.9
2009-10	81	2468	302	664	.455	176	215	.819	106	310	416	93	160-0	66	46	820	10.1
2010-11	65	1865	246	537	.458	147	174	.845	68	245	313	88	104-0	34	23	676	10.4
1011-12	57	1500	203	470	.432	115	146	.788	76	218	294	71	84-0	47	18	579	10.2
7 Years	487	14823	2001	4448	.450	1399	1735	.806	685	1897	2582	654	1118-6	385	213	5616	11.5
MIKE WILLIAMS				Height: 6' 8"			Weight: 255									Cincinnati '83	
1989-90	5	14	0	4	.000	0	0	.000	0	1	1	0	2-0	0	0	0	0
MILT WILLIAMS				Height: 6' 2"			Weight: 185									Lincoln '68	
1971-72	10	127	23	53	.434	21	29	.724	—	—	4	20	18-0	—	—	67	6.7
RAY WILLIAMS				Height: 6' 3"			Weight: 195									Minnesota '77	
1985-86	19	367	57	143	.399	41	48	.854	19	26	45	67	48-1	28	1	159	8.4
SHAMMOND WILLIAMS				Height: 6' 2"			Weight: 189									North Carolina '98	
1998-99	2	4	0	1	.000	3	4	.750	0	0	0	1	0-0	0	0	3	1.5
SHELDEN WILLIAMS				Height: 6' 9"			Weight: 250									Duke '06	
2006-07	81	1514	166	365	.455	110	144	.764	131	304	435	44	199-1	52	39	444	5.5
2007-08	36	414	37	100	.370	35	51	.686	34	73	107	11	60-0	13	11	109	3.0
2 Years	117	1928	203	465	.437	145	195	.744	165	377	542	55	259-1	65	50	553	4.7
SLY WILLIAMS				Height: 6' 7"			Weight: 215									Rhode Island '80	
1983-84	13	258	34	114	.298	36	46	.783	19	31	50	16	33-0	14	1	105	8.1
1984-85	34	867	167	380	.439	79	123	.642	45	123	168	94	83-1	28	8	417	12.3
2 Years	47	1125	201	494	.407	115	169	.680	64	154	218	110	116-1	42	9	522	11.1
KEVIN WILLIS				Height: 7' 0"			Weight: 235									Michigan St. '84	
1984-85	82	1785	322	690	.467	119	181	.657	177	345	522	36	226-4	31	49	765	9.3
1985-86	82	2300	419	811	.517	172	263	.654	243	461	704	45	294-6	66	44	1010	12.3
1986-87	81	2626	538	1003	.536	227	320	.709	321	528	849	62	313-4	65	61	1304	16.1
1987-88	75	2091	356	687	.518	159	245	.649	255	312	547	28	240-2	68	41	871	11.6
1988-89	MISSED ENTIRE SEASON WITH INJURY																
1989-90	81	2273	418	805	.519	168	246	.683	253	392	645	57	259-4	63	47	1006	12.4
1990-91	80	2373	444	881	.504	159	238	.668	259	445	704	99	235-2	60	40	1051	13.1
1991-92	81	2962	591	1224	.483	292	363	.804	418	840	1258	173	223-0	72	54	1490	18.3
1992-93	80	2878	616	1218	.506	196	300	.653	335	693	1028	165	264-1	68	41	1435	17.9
1993-94	80	2867	627	1257	.499	268	376	.713	335	628	963	150	250-2	79	38	1531	19.1
1994-95	2	89	16	41	.390	10	15	.667	10	26	36	3	7-0	1	3	42	21.0
2004-05	29	344	35	90	.389	17	23	.739	29	47	76	9	53-0	8	7	87	3.0
12 Years	753	22588	4382	8707	.503	1787	2570	.695	2615	4717	7332	827	2364-25	581	425	10582	14.1
BILL "Poodles" WILLOUGHBY				Height: 6' 8"			Weight: 210									Dwight Morrow H.S. (NJ) '75	
1975-76	52	870	113	284	.398	66	100	.660	103	185	288	31	87-0	37	29	292	4.7
1976-77	39	549	75	169	.444	43	63	.683	65	105	170	13	64-1	19	23	193	4.9
2 Years	101	1419	188	453	.415	109	163	.669	168	290	458	44	151-1	56	52	485	4.8
MIKE WILSON				Height: 6' 4"			Weight: 180									Marquette '82	
1986-87	2	2	0	2	.000	0	0	.000	0	0	0	1	1-0	0	0	0	0.0
RICK WILSON				Height: 6' 5"			Weight: 200									Louisville '78	
1978-79	61	589	81	197	.411	24	44	.545	20	56	76	72	66-1	30	8	186	3.0
1979-80	5	59	2	14	.143	4	6	.667	2	5	7	11	5-0	4	1	8	1.6
2 Years	66	648	83	211	.393	28	50	.560	22	57	79	83	69-1	34	9	194	2.9
TREVOR WILSON				Height: 6' 8"			Weight: 211									UCLA '90	
1990-91	25	162	21	70	.300	13	26	.500	16	24	40	11	13-0	5	1	55	2.2
RANDY WITTMAN				Height: 6' 6"			Weight: 210									Indiana '83	
YEAR	GP	MINS	FGM	FGA	FG%	FTM	FTA	FT%	OR	DR	TR	AST	PF-D	STL	BS	PTS	PPG
1983-84	78	1071	160	318	.503	28	46	.609	14	57	71	71	82-0	17	0	350	4.5
1984-85	41	1168	187	353	.531	30	41	.732	16	57	73	125	58-0	28	7	406	9.9
1985-86	81	2760	467	881	.530	104	135	.770	51	119	170	306	118-0	81	14	1043	12.9
1986-87	71	2049	398	792	.503	100	127	.787	30	94	124	211	107-0	39	16	900	12.7
1987-88	82	2412	376	787	.478	71	89	.798	39	1331	170	302	117-0	50	18	823	10.0
5 Years	353	9460	1588	3131	.507	333	438	.760	150	458	608	1015	482-0	215	55	3522	10.0
AL WOOD				Height: 6' 6"			Weight: 195									North Carolina '81	
1980-81	19	238	36	105	.343	20	28	.714	22	22	44	11	34-0	9	1	92	4.8
LEON WOOD				Height: 6' 2"			Weight: 200									Cal St.-Fullerton '84	
1987-88	14	79	16	30	.533	7	8	.875	1	5	6	19	6-0	4	0	48	3.4
HAYWOODE WORKMAN				Height: 6' 2"			Weight: 180									Oral Roberts '89	
1989-90	6	16	2	3	.667	2	2	1.000	0	3	3	2	3-0	3	0	6	1.0
HOWARD WRIGHT				Height: 6' 8"			Weight: 245									Stanford '89	
1990-91	4	20	2	3	.667	1	1	1.000	1	5	6	0	3-0	0	0	5	1.3
LORENZEN WRIGHT				Height: 6' 11"			Weight: 255									Memphis '96	
1999-00	75	1205	180	361	.499	87	135	.644	117	188	305	21	203-3	29	40	448	6.0
2000-01	71	1988	367	811	.448	155	216	.718	180	355	535	87	232-2	42	63	881	12.4
2006-07	67	1035	82	183	.448	9	32	.281	85	131	216	40	204-4	28	28	173	2.6
2007-08	13	148	5	17	.294	3	6	.500	7	30	37	3	26-0	3	3	13	1.0
4 Years	226	4376	630	1372	.459	254	389	.653	389	704	1093	151	665-9	102	134	1515	6.7
TYLER ZELLER				Height: 7' 0"			Weight: 259									North Carolina '12	
2018-19	2	11	0	2	.000	0	0	---	2	4	6	1	4-0	0	0	0	0.0

ALL-TIME UNIFORM NUMBERS

No.	Player
0	Greg "Cadillac" Anderson
	Antonius Cleveland
	Dickey Simpkins
	Jeff Teague
00	Tony Delk
	Amal McCaskill
1	Justin Anderson
	Josh Childress
	Lloyd Daniels
	Maurice Evans
	Stephen Jackson
	DerMarr Johnson
	Wes Matthews
	Travis Mays
	Tracy McGrady
	Jeremy Tyler
	Ennis Whatley
	Gus Williams
	Leon Wood
2	Stacey Augmon
	Ira Bowman
	Sean Colson
	Tyler Dorsey
	Joe Johnson
	Moses Malone
	Anthony "Pig" Miller
	Nazr Mohammed
	Jaylen Morris
	James Nunnally
	Walker D. Russell
	Rory Sparrow
3	Shareef Abdur-Rahim
	Cal Bowdler
	Marco Belinelli
	Austin Daye
	Craig Ehlo
	Thomas Gardner
	Herm Gilliam
	Al Harrington
	Kevin Huerter
	Eddie Johnson
	Slava Medvedenko
	Ken Norman
	Eldridge Recasner
	Bob Sura
	Damien Wilkins
	Lou Williams
	Shammond Williams
4	Quinn Cook
	Chris Crawford
	Deyonta Davis
	Matt Freije
	Acie Law IV
	Paul Millsap
	Ken Norman
	Tony Robertson
	Anthony Tolliver
	Anthony "Sour" Webb
	Andrew White III
5	John Bagley
	Sergei Bazarevich
	DeMarre Carroll
	Josh Davis
	Malcolm Delaney
	Jerry Eaves
	Dion Glover
	Daniel Hamilton
	B.J. Johnson
	Danny Manning
	Ken Norman
	Billy Paultz
	Eldridge Recasner
	Josh Smith
	Randy Smith
	Tom Van Arsdale
	Freeman Williams
6	Pero Antic
	Cal Bowdler
	Cedric Bozeman
	Jeremy Evans
	Travis Hansen
	Kirk Hinrich
	Jermaine Jackson
	Omari Spellman
	James Thomas
	Sedric Toney
	Mario West
7	Jared Cunningham
	Dennis Duval
	Tom Gugliotta
	Justin Holiday
	Ersan Ilyasova
	Tim Kempton
	Toni Kukoc
	Jeremy Lin
	Randy Livingston
	Roshown McLeod
	Dean Meminger
	Jannero Pargo
	Wesley Person
	Dijon Thompson
	Al Wood
8	Luke Babbitt
	Walt Bellamy
	Darvin Ham
	Dwight Howard
	Isaac Humphries
	Anthony Johnson

No.	Player
	Damion Lee
	Shelvin Mack
	Andy Panko
	Jordan Sibert
	Steve Smith
	Alexander Volkov
	Antoine Walker
9	Bob Pettit*
10	Don Adams
	Jaylen Adams
	Drew Barry
	John Battle
	Mike Bibby
	Mookie Blaylock
	Maurice Cheeks
	Steve Hawes
	Anthony Johnson
	Tim Hardaway Jr.
	Tyronn Lue
	Pace Mannion
	Don Ohl
	Johan Petro
	Joel Przybilla
	Randy Wittman
11	Drew Barry
	Esteban Batista
	Jamal Crawford
	Keith Edmonson
	Shaler Halimon
	Keith Herron
	Sidney Lowe
	Josh Magette
	Matt Maloney
	Leo Rautins
	Craig Shelton
	Tiago Splitter
	Jacque Vaughn
	Fred Vinson
	Morlon Wiley
	Milt Williams
	Ray Williams
	Trae Young
12	Kenny Anderson
	John Battle
	Speedy Claxton
	Bimbo Coles
	Dan Dickau
	Steve Henson
	Kirk Hinrich
	John Jenkins
	Grady O'Malley
	Matt Maloney
	Rodney Monroe
	Josh Powell
	Taurean Prince
	Zeljko Rebraca
	Bob Riley
	Donald Sloan
	Claude Terry
	John Thomas
	Jim Washington
13	Jose Calderon
	Ron Davis
	Boris Diaw
	Dwight Jones
	Hanno Möttölä
	Lamar Patterson
	Glenn Robinson
14	Gustavo Ayon
	Alfred "Butch" Beard
	Charlie Criss
	Dewayne Dedmon
	Predrag "Peja" Drobnjak
	Tom Henderson
	Jim Les
	Gary Neal
	Ira Newble
	Haywoode Workman
15	Vince Carter
	Emanual Davis
	Hiram Fuller
	Ricky Grace
	Richie Guerin
	Al Horford
	Priest Lauderdale
	Alfred "Butch" Lee
	Sidney Moncrief
	Jeff Sheppard
	Donta Smith
	Mike Wilson
16	Nicolas Brussino
	Tom Burleson
	Johnny Davis
	Anthony Grundy
17	Jon Barry
	Tom Hovasse
	Dennis Schröder
	Brandon Williams
18	Miles Plumlee
19	Richie Guerin
	Pape Sy
20	Jon Barry
	Steve Bracey
	John Collins
	LaPhonso Ellis
	Stewart Granger
	Wilbur Holland
	George Lehmann

No.	Player
	Cartier Martin
	Howard Nathan
	Larry Robinson
	Larry Siegfried
	Salim Stoudamire
	Donald Whiteside
21	Derrick Alston
	Clyde Bradshaw
	Jack "Goose" Givens
	Skip Harlicka
	Dominique Wilkins*
22	Greg "Cadillac" Anderson
	Dudley Bradley
	John Drew
	Ed Gray
	Jim Jackson
	Reggie Jordan
	Brevin Knight
	Roy Marble
	Don May
	Anthony Morrow
	Flip Murray
	Alex Poythress
	Rumeal Robinson
	Edy Tavares
	Isaiah Taylor
	John Tschogl
23	Lou Hudson*
24	Kent Bazemore
	Donnie Boyce
	Jim Creighton
	Jim Davis
	Cedric Henderson
	Armond Hill
	Tom Inglesby
	Anthony Johnson
	Juan "Pepe" Sanchez
	Andre Spencer
	Reggie Theus
	Marvin Williams
25	Corey Benjamin
	Erick Dampier
	Terry Furlow
	Paul "Snoop" Graham
	Alex Len
	Grant Long
	Eddie Mast
	Joe Meriweather
	Glenn "Doc" Rivers
	Thabo Sefolosha
26	Kyle Korver
27	Joe Caldwell
	Ollie Johnson
	Zaza Pachulia
28	Andrew Lang
	Ivano Newbill
29	David Newmark
	Paul Silas
	Mike Wilks
30	Dahntay Jones
	Ryan Kelly
	Wayne "Tree" Rollins
	Mark Strickland
	George Trapp
31	Hilton Armstrong
	Zelmo Beaty
	Rickey Brown
	Bob Christian
	Adam Keefe
	Mike Muscala
	Brian Oliver
	Kenny Smith
	Jason Terry
32	Bill Bridges
	Boris Diaw
	Jon Koncak
	Christian Laettner
	Jeremy Richardson
	Dan Roundfield
	Mike Scott
	Joe Smith
	Bill Willoughby
33	Michael Bradley
	Antoine Carr
	Jerry Chambers
	Tyrone Corbin
	Duane Ferrell
	Willie Green
	James McElroy
	Randolph Morris
	Adreian Payne
	John Pinone
	Len Robinson
	John Wetzel
	Shelden Williams
34	Willie Burton
	Tyler Cavanaugh
	Jason Collins
	Randy Denton
	Mike Dunleavy
	Doug Edwards
	Mike Glenn
	Devin Harris
	Gary Leonard
	John Long
	Jelani McCoy
	Mamadou N'diaye
	Isaiah Rider

No.	Player
	Jeff Sanders
	Tony Smith
	Ray Tolbert
	Gene Tormohlen
	Dwight Waller
	Herb White
35	Antoine Carr
	Ronnie Grandison
	Darrin Hancock
	Reggie Slater
	Mike Williams
	Sly Williams
36	Royal Ivey
	Etan Thomas
	Rasheed Wallace
38	Mikki Moore
40	Jason Collier
	Gary Gregor
	Antonio Harvey
	Durand "Rudy" Macklin
	Tim McCormick
	Mike McGee
	Mike Sojourner
	John Vallely
41	Tom Barker
	Ron Behagen
	Sam Pellom
	Blair Rasmussen
	Leon Smith
	Mark West
	Howard Wright
42	Elton Brand
	Len Chappell
	Don Collins
	Jeff Halliburton
	Connie Hawkins
	Walt Hazzard
	Tom Inglesby
	Henry James
	Theo Ratliff
	Jerry Stackhouse
	Kevin Willis
	Rick Wilson
	Lorenzen Wright
43	Lorenzo Charles
	Kris Humphries
	Clyde Lee
	Grant Long
	Alex Stivrins
44	Ken Charles
	Art Collins
	Greg Foster
	Scott Hastings
	Alan Henderson
	Ivan Johnson
	Solomon Jones
	Bob Kauffman
	Pete Maravich*
	Michael Stewart
	Trevor Wilson
45	Randy Breuer
	Dexter Pittman
	Sean Rooks
	Paul Shirley
	Tyler Zeller
50	John Brown
	Matt Bullard
	Othello Hunter
	Chris Washburn
51	Todd Mundt
52	Chucky Brown
	George Johnson
	James Lang
	Tom McMillen
53	Mark Landsberger
	Cliff Levingston
54	John Edwards
	Obinna Ekezie
	Tom McMillen
	Lee Nailon
	Tom Payne
	Dale Schlueter
55	Jordan Crawford
	Dikembe Mutombo*
77	Vladimir Radmanovic
92	DeShawn Stevenson
95	DeAndre' Bembry

*Retired jersey number

THE HISTORY OF THE HAWKS

FROM MILWAUKEE, TO ST. LOUIS, TO ATLANTA.

It was a setting made for Mark Twain. A banjo box gymnasium called Wharton Field House seating 6,000 on hardwood benches in a city, or should we say three cities, straddling the Mississippi River is where the Atlanta Hawks have their roots.

They were known as the Tri-City Blackhawks, one of the original members of the National Basketball Association after a mid-summer merger in 1949 of the 12-year-old National Basketball League and the four-year-old Basketball Association of America formed the new league.

The Illinois cities of Moline and Rock Island and Davenport, Iowa across the river formed the formal name of the neophyte Blackhawks, coached by Roger Potter.

In the opening game at Wharton Field House, the Blackhawks beat the old Denver Nuggets, 93-85. But after a string of six losses, Potter became the first former coach of the franchise, as he was replaced by Red Auerbach.

The first edition of the Blackhawks made the playoffs, despite being six games under .500, but dropped out in the first round to the Anderson Duffey Packers. Then the coach, better known as Red Auerbach, left for Boston and many green-and-white World Championship banners.

After two years and a grammatical change to Tri-Cities, the Blackhawks packed their bags and moved to Milwaukee. They shortened the nickname to the Hawks and struggled for four years, never winning more than 27 games and finishing last each season. But it was in Milwaukee where the Hawks made a draft choice that would solidify the franchise for years to come.

His name was Bob Pettit. A first-round draft choice from Louisiana State in 1954, Pettit played his entire 11-year career with the Hawks, moving with the club to St. Louis in 1955. He wrote nearly every record in the Hawks' record book and was a four-time MVP of the annual NBA All-Star game, more times than any other player in history.

From 1957 through 1961, the Hawks won five consecutive Western Conference titles. Pettit was the star of the show and had an excellent supporting cast with Cliff Hagan, Slater Martin, Charley Share and Ed Macauley.

In 1958, the Hawks captured their lone World Championship by defeating Boston, four games to two. On three other occasions during the five-year stretch, the Hawks advanced to the finals only to lose to the Celtics each time.

For no apparent reason, the Hawks turned sour during the 1961-62 season and had it not been for the expansion of the Chicago Packers, the club would have gone from first to last in just one year. It was the only spring the Hawks failed to qualify for the playoffs in the 13 seasons they spent in St. Louis.

Fortunately for the franchise, Harry Gallatin, the former All-Pro with the New York Knickerbockers, took over the reins the following season and guided the Hawks to a second-place finish and back into the playoffs. For his efforts, Gallatin became the first recipient of the NBA's Coach of the Year award.

But Gallatin couldn't put the Hawks back on top and was replaced in the middle of the 1964-65 season by Richie Guerin, another Knick standout. The club again made the playoffs but was upset in the opening round by the Baltimore Bullets, a team which finished under .500 and eight games behind the Hawks during the regular season.

After the playoff loss, Pettit took off his uniform for the last time. He wound up his career with a 26.4 scoring average topped by a 31.1 mark during the disappointing '61-'62 campaign. His rebounding standards were even more incredible, a career average of 16.2, and a single-season high of 20.3 set during the 1960-61 season. He was named first-team All-Pro in his first ten seasons in the league, and second-team in his 11th and final season. In 1970, Pettit was enshrined in the Basketball Hall of Fame, and his uniform #9 has been retired.

The Hawks were becoming a young team as was characterized by the early Pettit-led teams. A year later, Hagan was gone, representing the last remaining link to the '58 Championship team.

In their places were Lou Hudson, the number one pick in 1966, Zelmo Beaty, Joe Caldwell, Lenny Wilkens and Bill Bridges. By 1968, the Hawks added another Western Conference title with a record of 56-26 — at that time the best in the team's history — and Guerin became the Hawks' second Coach of the Year.

Then came the shocker.

During the broadcast of an Atlanta Braves baseball game, announcer Milo Hamilton told Atlanta fans the city was going to have a professional basketball team. It was, of course, the Hawks, a perennial NBA powerhouse, moving from St. Louis to Atlanta.

Bringing the team to the South were two of Atlanta's and Georgia's most respected gentlemen, businessman Thomas G. Cousins and former governor Carl E. Sanders. They acquired the club from Ben Kerner.

Skeptics viewed the move as one of disaster since Atlanta had no facility for professional basketball and noted that the area was a hotbed for football, and there was not room for both sports.

It goes without saying that they were wrong on both counts.

The Hawks received permission to play their games in Alexander Memorial Coliseum on the Georgia Tech campus until a new arena could be constructed. Five years later that realization came true when The Omni was completed.

Under Guerin, the Hawks were sensational the first two years in Atlanta. They won the Western Conference title again in 1970 and advanced to the conference finals both seasons before losing to the star-studded Los Angeles Lakers.

With the emergence of the American Basketball Association came the fall of the Hawks. The new league raided the NBA teams, offering big money to the NBA stars in order to build credibility. Beaty was the first

THE HISTORY OF THE HAWKS, CONT.

to jump in 1969, and Caldwell followed a year later.

Though the Hawks drafted Pete Maravich, the college scoring champion from Louisiana State, in 1970, the team struggled into the playoffs the next two seasons. The club finished 10 games under .500 each year and couldn't get past the first round of the playoffs.

For the 1972-73 season, the Hawks moved into The Omni, then a 16,500-seat structure, with a new coach, Cotton Fitzsimmons. Behind the 27.1 scoring average of Hudson, the Hawks responded to the new surroundings by reversing the record of the previous year.

The next year, however, the Hawks failed to make a playoff appearance for the first time in 12 seasons, and second in 19. Only another expansion team, this time the New Orleans Jazz, kept the club from plummeting into last place. The first move to rectify the situation was to trade Maravich to New Orleans for a slew of draft choices.

Owning the first and third selections in the 1975 NBA College Draft, the Hawks chose David Thompson from North Carolina State and Marvin Webster from Morgan State. The NBA-ABA bidding war was at its peak and both players opted for the Denver Nuggets of the rival league.

The team lost 51 games, the most in thirteen years, and tumbled into last place for the first time since the team left Milwaukee. Fitzsimmons lost his job eight games from the end (1975-76).

The bright spot on the club was the emergence of John Drew, a second-round pick in 1974, as one of the premier offensive players in the league. Drew, who was Basketball Weekly's Rookie of the Year for 1974-75 while leading the league in offensive rebounds, averaged 21.4 points per game in his second season.

Rumors abounded that a move was imminent, and that a new owner was soon to purchase the team; but Hubie Brown, who coached the Kentucky Colonels to the 1975 NBA Championship, took over the team and promptly began to change the team's image. Midway through the 1976-77 season (January '77), half of the rumor became reality as R.E. "Ted" Turner, owner of the Braves and WTCG-TV, bought the club but stated the team would remain in Atlanta.

Hudson, an 11-year veteran of 730 NBA games, all in a Hawks uniform, was traded to Los Angeles (Lakers) as a youth movement was instituted. The #23 worn by Hudson was retired on the Lakers' first visit to the Omni, marking the second Hawks number to be retired. The two men so honored to that point, Pettit and Hudson, shared the Atlanta record for the most points scored in one game: 57.

Brown's first team suffered through a difficult initial year ('76-'77) by finishing in sixth place in their division with a 31-51 record. The team made a dramatic turnaround just one year later (1977-78), becoming the Cinderella team of the NBA, by advancing to the playoffs for the first time in five years. Brown was named NBA Coach of the Year as the fans became "Hubie's Sixth Man." In addition to Brown's coaching, Atlanta's move forward was sparked by two rookies who would have an impact in the team's history for years to come.

Seven-foot-two center Wayne "Tree'' Rollins was selected by the Hawks in the first round of the NBA draft to secure the middle for the team. The Hawks' other impact pick was 6-2 guard Eddie Johnson. These two additions, along with a proven veteran like Drew, would comprise the nucleus of the team.

The Hawks were again playoff participants in 1978-79, but it was just a building block for the following season. Atlanta added forward Dan Roundfield that season and his play, along with the other players, brought the Central Division title to Atlanta in 1979-80. The squad finished with a 50-32 mark, and a first-place finish for the first time in nine years, and three players, Drew, Johnson and Roundfield, participated in the 1980 NBA All-Star game.

After just one season at the top, the Hawks fell 20 games under the .500 mark (1980-81), finishing 31-51 and out of the playoffs for the first time in four years.

Atlanta replaced Brown as coach with former New York/New Jersey Nets coach Kevin Loughery, and he led the Hawks back to the playoffs during both of his seasons in Atlanta (1981-82 and 1982-83) before leaving the team following his final year for another coaching position.

The Hawks' biggest move during Loughery's tenure was made off the court on September 3, 1982. The team traded players John Drew and Freeman Williams plus cash to the Utah Jazz in exchange for Dominique Wilkins, who they had selected that year in the NBA draft. Wilkins, a former All-American player at the University of Georgia, was a unanimous choice to the NBA All-Rookie first team in his rookie season, which was a preview of coming attractions.

Former Hawks assistant Michael Fratello was named to succeed Loughery as the Atlanta franchise's fifth head coach, and he promptly led the Hawks to their third consecutive playoff appearance in 1983-84.

Seeking to change their fortunes and join the NBA elite teams, Atlanta implemented their second youth movement. The Hawks introduced a three-year rebuilding plan in 1984-85 that would hopefully bring the team closer to a championship.

The movement started with the Hawks dealing Roundfield to the Detroit Pistons for forwards Cliff Levingston and Antoine Carr and two future draft picks. Roundfield concluded his six-year career with three All-Star seasons and a 17.6 points-per-game average. In addition to acquiring the youthful forwards, Atlanta drafted another big man in 7-0 center Kevin Willis of Michigan State. Willis' size and speed for an inside player would give the Hawks added depth in the frontcourt. The task of rebuilding was a long and difficult process for Fratello and the Hawks that season as the club finished 34-48 and out of the playoffs for only the second time in eight years.

As a result of missing the playoffs, there was some consolation as the team prepared for the '85-'86 season. The Hawks were allowed to participate in the NBA's first draft lottery (where the seven teams not making the playoffs were allowed to draw for the top seven picks in the 1985 draft), and with the fifth

THE HISTORY OF THE HAWKS, CONT.

selection, Atlanta grabbed another seven-footer, SMU's Jon Koncak.

One of Atlanta's interesting free agent signings that season was 5-7 guard Anthony "Spud" Webb from N.C. State. A diminutive athlete who defied the odds of making an NBA roster, Webb electrified fans throughout the league with his speed and incredible jumping ability (42 inches). That talent was showcased at the 1986 NBA All-Star Weekend, as Webb defeated his teammate and defending champion Wilkins in the '86 Slam Dunk contest.

Despite the loss of his "crown," Wilkins became the first Atlanta player to lead the NBA in scoring after averaging 30.3 points in '85-'86. He was also honored with his first appearance in the NBA All-Star game, and he was also named to the first-team All-NBA squad.

As a team, the Hawks tied franchise marks for most wins in a season (50) and best home record (34-7), and their 50-32 record, which was second in the Central Division, was the league's biggest turnaround (+16 games) from the previous campaign. For his efforts, Fratello was named Haggar/NBA Coach of the Year.

With the high expectations of the 1986-87 season awaiting them, the Hawks provided another year of outstanding play. A franchise record 57 wins capped an extraordinary season that saw Atlanta win the Central Division title. With the third-best record in the NBA, the Hawks established themselves among the league's elite teams, and with the combination of talent and athletic ability, they became one of the NBA's most popular teams. Wilkins finished second among the league's leaders in scoring with a 29.0 average, and was voted an All-Star starter for the first time in his career (his second appearance overall).

Several individual records were also established as Glenn "Doc" Rivers broke Atlanta's single-season assist record with 823, which also ranked him fourth in the NBA (10.0 average). Rollins moved into second place on the NBA's all-time blocked shots list, and Mike McGee set an all-time team mark for three-point goals (86) and attempts (229). The team made the playoffs for the second straight season and defeated Indiana in the first round, but faltered in the second round and lost to the Detroit Pistons.

The following season ('87-'88), the Hawks were replaced as division champs by Detroit, as Atlanta concluded the season four games out of first place with a 50-32 record. Highlighting the year's achievements was the first appearance by a Hawks coach in the annual NBA All-Star game, as Mike Fratello earned the spot after Atlanta placed the best record in the Eastern Conference over the first half of the season. Joining Fratello on the victorious East squad were Wilkins and Rivers, who scored 29 and nine points respectively.

An exciting seven-game second-round playoff series against Boston ended the Hawks' quest for a possible championship series berth, but Atlanta followers, who during the season set new attendance records in The Omni, anxiously awaited the start of the 1988-89 year as the Hawks made two off-season acquisitions to challenge for the NBA championship.

With the addition of Moses Malone and Reggie Theus, many prognosticators around the country believed the Hawks would pose a serious threat for the club's second NBA title, but that was prior to the monumental loss of Willis, who would miss all 82 games with a fracture in his left foot. Despite the absence of the seven-foot forward, Atlanta ended the season with its fourth straight 50-win campaign (which at that time was the longest current streak in the Eastern Conference).

But what most will remember about the Hawks' '88-'89 season is the disappointing end to their title dreams, as the Milwaukee Bucks, who were beaten in all six regular season meetings with Atlanta, upset the Hawks in the first round of the NBA playoffs, three games to two.

The Hawks continued to struggle in 1989-90 as injuries plagued the team over much of the season, forcing them to miss the playoffs for the first time in five years. With a 41-41 record, Atlanta dropped to sixth place in the Central Division.

As a result, Michael Fratello resigned as head coach on April 23, 1990 and was replaced on May 22 by former NBA player and San Antonio Head Coach Bob Weiss.

On the strength of a 22-game home winning streak, Atlanta returned to the playoffs and pushed the two-time defending champion Detroit Pistons to five games before the curtains fell on the 1990-91 season.

Weiss' coaching approach wasn't lost on Hawks fans, as well as the rest of the league, and was certainly evident in December when he was named Digital/NBA Coach of the Month as Atlanta streaked to an 11-3 record.

The season also brought improved play from Wilkins, who soared to his sixth NBA All-Star Game appearance in addition to Player of the Week (in January) and Month (in February) honors. While leading the team in scoring for the eighth straight season, he led the team for the first time in rebounding, and finished third in assists.

Unfortunately for the Hawks, January 28, 1992 was the telling blow of the 1991-92 season. Prior to that evening's game against Philadelphia, Wilkins was selected as a reserve for the Eastern Conference All-Star Game and was looking forward to the opportunity to become the 17th player in league history to reach the 20,000-point level. In the second quarter (with 5:32 remaining), the 6-8 forward, whose 28.1 scoring average trailed only Chicago's Michael Jordan, suffered a ruptured right achilles tendon injury which forced him to miss the remainder of the season.

At the time, Atlanta's record was 22-20. Without their veteran, the Hawks finished 16-24 and surprisingly, only one game away from making the 1992 NBA Playoffs. It came down to the final regular season game of the season, and if not for a 112-108 loss at Cleveland, Weiss' squad would have capped off an injury-filled campaign by earning an opening round playoff berth against Chicago.

Not only were the Hawks without the services of Wilkins for the final 40 games, but the outside shooting of Travis Mays was absent for 80 games after he suffered tendon problems in his right ankle after the second game of the year.

While deserving of an All-Star position prior to replacing his fallen teammate, center Kevin Willis' production was worthy of praise. After years of unfulfilled expectations, he led Atlanta in scoring (18.3),

THE HISTORY OF THE HAWKS, CONT.

rebounding (15.5) and minutes played (2,962). His work on the boards (which also placed him second in the NBA) enabled him to become Atlanta's all-time season rebounding leader (1,258), and his 33 rebounds against Washington was an Atlanta game record.

The 1992-93 season saw the previous season's goal attained: the Hawks finished 43-39 and met the Chicago Bulls in the first round of the playoffs. An appearance in the playoffs had alternately seemed likely and impossible throughout this tumultuous season. To begin the season, Wilkins returned to the court after his career-threatening achilles injury to score his 20,000th point and become only the 17th NBA player to do so. Atlanta gained a true point guard from the New Jersey Nets as Rumeal Robinson was traded away for Nets guard Mookie Blaylock. Blaylock provided the leadership and ball distribution that the Hawks so desperately needed, and the season showed potential.

Although the first half of the season was spent in the depths of mediocrity, there were some bright spots. On February 2, Wilkins scored 31 points against Seattle to become the franchise's all-time leading scorer by breaking Bob Pettit's long-standing record of 20,880.

Slated to face the Bulls in the first round of the NBA Playoffs, the games went quickly, with Chicago sweeping the Hawks in three en route to their third straight NBA title.

Immediately after the season, the Hawks announced that Weiss would not have his contract extended. The search for a new coach began in April and ended on June 1, when former Cavaliers Head Coach Lenny Wilkens rejoined the franchise. Wilkens, who spent eight years with the Hawks in St. Louis and entered the 1993-94 season 69 victories behind Arnold "Red" Auerbach's league-record total of 938 career coaching wins, brought longtime assistant coaches Dick Helm and Brian Winters with him in the move to Atlanta and began to look at the talent he was handed. With the draft at hand and a #15 first-round pick, the Hawks took Doug Edwards, a 6-7 forward known for his defense and passing, a perfect complement to the Hawks' squad.

While it was believed Wilkens and his staff would improve the Hawks fortunes, no one imagined the results would be so immediate. The 1993-94 season brought the franchise's third Central Division championship, a 57-25 record (the best in the Eastern Conference), and the first IBM/NBA Coach of the Year award for Wilkens, who also earned his fourth All-Star coaching assignment by leading the Eastern Conference All-Stars during the 1994 Game in Minneapolis.

Blaylock's season was also highlighted by his first appearance in the NBA All-Star Game, joining fellow teammate Wilkins and the Hawks coaching staff on the Eastern Conference squad.

For Wilkins however, his All-Star showing would be his last in an Atlanta uniform, when on February 24, the Hawks traded their future Hall-of-Famer and a number one draft pick to the Clippers for Danny Manning, ending a 12-year career in Hot-lanta. Wilkins, who began the 1994-95 season in Boston, concluded his days in Atlanta as the franchise leader in numerous categories including games played (882), minutes played (32,542), steals (1,245), points scored (23,292) and scoring average (26.4).

The 1994-95 season began with a bang, as two games into the season the Hawks traded Kevin Willis, who ranked among Hawks all-time leaders in every rebounding category. In exchange for Willis and a future first-round pick, Atlanta received Steve Smith and Grant Long from the Heat, who helped form the cornerstone for the future of the franchise.

Adjusting to the change in team chemistry didn't come easily. The Hawks came out of the gates slowly for the second consecutive year, before eventually recovering to the .500 mark (30-30) on March 10.

The highlight of the season was Lenny Wilkens' pursuit of Red Auerbach's all-time NBA wins mark of 939.

After trying unsuccessfully three times to deliver the record breaking win, the stage was set for a home game against Washington on January 6. Behind 23 points from Ken Norman, Atlanta pulled away early, eventually winning 112-90.

Going into the playoffs, Atlanta was playing their best ball of the season, getting solid contributions all around.

Unfortunately for the Hawks, their first round opponent was the Central Division champion (and Atlanta arch-rival) Indiana Pacers, a tough, veteran club as well. The Pacers were on top of their game and swept the Hawks, 3-0.

Going into the 1995-96 season, the Hawks hoped to return to the upper echelon of the Eastern Conference as their nucleus continued to grow stronger with experience. Atlanta felt they had the right mix to contend again immediately.

The season turned for the better on the night of January 7, as the team was stranded in New Jersey, due to the Blizzard of '96. After having a contest with the Nets postponed, the Hawks came home and reeled off 10 consecutive wins.

As the Hawks rolled toward the playoffs, the team hit a couple of bumps, losing three straight home games at one point in the final month of the season. But a win at Miami on the last day of the season sealed the sixth playoff spot for the Hawks, where they would face the Pacers for the third consecutive year.

When Reggie Miller's three-point attempt at the final buzzer rimmed out, the Hawks had prevailed in an exciting five-game series.

Although the Hawks fell to the Orlando Magic in the second round of the playoffs in five games (4-1), they didn't go down without a fight.

The acquisition of Dikembe Mutombo in 1996 gave Atlanta the big defensive presence in the middle they lacked since "Tree" Rollins. Mutombo's combination of shot blocking and rebounding ability is unparalleled in the NBA.

As the 1996-97 season began, the Hawks featured four All-Star caliber players and Dream Team III head

THE HISTORY OF THE HAWKS, CONT.

coach Lenny Wilkens at the helm.

The addition of Mutombo, along with the movement of Laettner to his natural position, helped lead Atlanta to 56 wins (one off the franchise record), including a 20-game home winning streak and a franchise-tying 36 home wins.

Over the first two months of the season, the Hawks went 16-11, setting the stage for a record January. Atlanta went 14-2 that month, the most wins in a single month in franchise history. The Hawks reeled off 10 straight wins, equalling the fourth-best win streak in Atlanta history.

The Hawks pulled out a 3-2 win in the first round of the playoffs against the Pistons, setting the stage for a showdown with the Bulls.

After almost pulling out game one in Chicago, the Hawks did the unthinkable, winning at the United Center, and becoming the first team to win a road playoff game there since 1995. But the Bulls reeled off the next three games to win the series.

Mookie Blaylock turned in another solid season, leading the NBA in steals (2.7) for the first time, while Mutombo finished second in the league in blocked shots (3.3) and rebounding (11.6).

The Hawks pulled out a 3-2 win in the first round of the playoffs against the Pistons.

After almost pulling out game one of Round Two in Chicago, the Hawks did the unthinkable, winning at the United Center, and becoming the first team to win a road playoff game there since 1995. But the Bulls reeled off the next three games to win the series.

The Hawks success brought individual honors to a couple of players as Mutombo took home the NBA's Defensive Player of the Year Award and a first-team All-Defensive honor. Blaylock also received consideration for the All-Defensive team, garnering second team honors.

The start of the 1997-98 season brought an unparalleled level of excitement over the city. The Hawks began the season with a franchise record 11-game winning streak, tying the fifth-best start in NBA history.

The rest of the season didn't live up to the first month's promise, however, as Atlanta posted a 5-8 mark in December followed by a 9-8 January, which led to a 29-20 mark after the All-Star break.

After finishing fifth overall in the conference, the Hawks solidified a first-round playoff matchup with the Charlotte Hornets, a team Atlanta had swept, 4-0, during the regular season.

The playoffs didn't hold true to form, as the Hornets surprised the Hawks, winning the series, 3-1, and moving on to face eventual champion Chicago in the second round.

Alan Henderson was named as the league's Most Improved Player after posting career-highs in points (14.3), rebounds (6.4), assists (1.1), shooting percentage (.485) and free throw percentage (.652).

The 1998-99 season was memorable for many reasons. A season cut short by the NBA's first work stoppage (lockout), Atlanta put together a 31-19 mark, just two games off the best mark in the Eastern Conference.

The Hawks finished up 2-1 in May, and headed into the playoffs with the fourth seed.

The playoffs also proved to be a make-or-break proposition, as Atlanta took a 3-2 first round win over Detroit, but followed it with a difficult 4-0 second round loss to eventual Eastern Conference finalist New York.

The 1999 offseason was one of great transition, as the Hawks traded the longtime backcourt tandem of Mookie Blaylock and Steve Smith.

As the team moved into their new home, Philips Arena, the youthful and athletic direction of the team promised to be exciting.

The 1999-2000 saw the opening of the state-of-the-art Philips Arena, where the Hawks recorded a 21-20 mark on the campaign. Early on, after pulling even at a 9-9 mark, the Hawks went just 19-45 the remainder of the season.

Rookie Jason Terry brought hope for the future, as the 10th overall pick was named to the NBA's All-Rookie second team.

Dikembe Mutombo was once again named to the Eastern Conference All-Star team and won the NBA rebounding title for the first time in his career. He also finished second in blocked shots and field goal percentage.

Following the season, head coach Lenny Wilkens elected to resign his position, setting the stage for the Lon Kruger era. Kruger, who spent 18 years as a college coach at Pan American, Kansas State, Florida and Illinois looked to duplicate his success on the pro level.

While 2000-01 was not a successful season from a won-loss standpoint, a strong foundation was laid, and the subsequent offseason provided an excitement level unmatched in recent years.

Despite being on the losing end of the most contests in franchise history (57), Lon Kruger's group showed outstanding effort on a nightly basis and the team's attitude did not go unnoticed.

Jason Terry avoided the sophomore jinx in a big way leading the team with 19.7 ppg, the highest by a Hawk since Steve Smith's 20.1 output in 1997-98.

A mid-season trade changed the look of the team's future, as center Dikembe Mutombo was traded to the Philadelphia 76ers for three talents – Theo Ratliff, Toni Kukoc and Nazr Mohammed.

Ratliff was named the Eastern Conference's starting center in the 2001 NBA All-Star Game, but was unable to play due to a fractured wrist. That injury also pushed his Hawks debut back to the 2001-02 season.

Three-time NBA champ Kukoc and the unheralded Mohammed both made major contributions, with Mohammed playing so well he was re-signed in the offseason.

The draft day acquisition of the Grizzlies' Shareef-Abdur Rahim provided a tremendous amount of buzz around the league, as the experienced, yet young 2000 U.S. Olympian will now lead his hometown team.

Injuries became a major story of 2001-02, as the Hawks lost an NBA-high 319 games due to injury/illness.

THE HISTORY OF THE HAWKS, CONT.

While there were some terrific individual performances — Shareef Abdur Rahim's All-Star appearance, 50-point game and all-around consistent play - the loss of Theo Ratliff for 79 of the season's 82 games proved too much to overcome in a 33-49 campaign.

Jason Terry also shined, averaging 19.3 ppg (his second straight season over 19 ppg), while the exciting DerMarr Johnson showed significant development over his rookie season.

The Hawks delivered a solid performance over the second half of the season, going 17-16 following the All-Star break (after a 16-33 first half).

Ira Newble, signed in mid-January, brought a toughness and defensive presence to the club, starting 35 of 42 games in which he played.

The summer of 2002 saw another draft night trade, as the Hawks acquired Gonzaga point guard Dan Dickau from the Sacramento Kings in exchange for a future first round pick. In the second round, Atlanta selected Australian David Andersen (37th overall).

An early August trade added All-Star forward Glenn Robinson to the Hawks roster, bringing one of the league's best mid-range shooters and scorers to the Atlanta roster.

There were very high expectations entering the 2002-03 season.

After a 6-4 start through 10 games, the Hawks dropped 12 of 17, costing head coach Lon Kruger his job. Assistant coach Terry Stotts replaced Kruger and had a rough start as well, going 3-11.

But the Hawks showed signs of life in mid-January, and really began playing solidly following the All-Star break.

Speaking of All-Star, the 2003 classic, held at Philips Arena, was certainly a highlight for the franchise and the city, as the first-ever double overtime All-Star game ended with a 155-145 West win. Kevin Garnett (37 points) secured MVP honors in Michael Jordan's final All-Star appearance.

Atlanta produced a 16-17 mark following the break, and posted a 6-2 mark in April. Glenn Robinson, Shareef Abdur-Rahim and Jason Terry combined to average 57.9 ppg, becoming the highest-scoring trio in the league on the season. Additionally, center Theo Ratliff returned to All-Star form in the season's second half.

After the first part of the 2003-04 season didn't go as planned, General Manager Billy Knight decided major changes had to be made for the franchise to move forward. His vision included adding young, versatile and athletic players, and taking no shortcuts to build a long-term winner.

Over a 10-day span in February, Knight pulled off three major trades, leaving the Hawks with massive salary cap room for the summer of 2004.

In another move that changed the shape of the franchise, the Hawks were sold to a nine-man ownership group led by businessmen Bruce Levenson and Michael Gearon on March 31, 2004.

On the court, Stephen Jackson had a breakout season, while rookies Boris Diaw and Travis Hansen showed signs of things to come.

Leading into 2004-05, the Hawks made several roster moves,including the acquisitions of veterans Al Harrington, Antoine Walker, Tony Delk, Peja Drobnjak and Kenny Anderson, and the return of former Hawks Kevin Willis and Jon Barry. Additionally, the team stocked up with four draft picks — Josh Childress (sixth overall), Josh Smith (17th), Donta Smith (34th) and Royal Ivey (37th).

By the time the smoke cleared, only two players remained on the roster (Chris Crawford and Boris Diaw) from the start of the previous season.

The season was a frustrating one in some ways (with a 13-69 finish), but also led to opportunities for the team's young nucleus to get significant playing time as the season went along.

Childress and Smith especially made progress, with both earning NBA second-team All-Rookie honors after solid rookie campaigns.

The high-flying Smith captured the imagination of the entire league on All-Star Weekend in Denver, single-handedly rejuvenating the Slam Dunk Contest in the process. The 19-year-old rookie put together four devastating dunks (three earned perfect 50's) en route to earning the title.

In the 2005-06 campaign, the young Hawks showed significant progress, both individually and team-wise. The addition of the multi-talented Joe Johnson was a huge step for the franchise, as was the drafting of Marvin Williams (2nd overall) and Salim Stoudamire (31st overall).

After a blockbuster trade to acquire him prior to the season, Johnson was everything the team expected and more, coming up with four 40+point games, the most since Dominique Wilkins' eight in 1992-93, leading the team in several offensive categories, breaking the franchise's single-season record for minutes played and earning a spot on the prestigious USA Senior National Team program.

Another offseason acquisition, restricted free agent signee Zaza Pachulia, proved to be a great find in the pivot. Second-year man Josh Smith came on especially strong after the All-Star break, and finished second in the NBA in total blocks. Williams and Stoudamire showed promise as well, the former improving his scoring and rebounding every month.

The club went 26-56, doubling the previous season's win total, improving more than all but two teams in the league. With the club believed to be the youngest in NBA history (avg. age – 23), the sky seems to be the limit.

In September of 2006, the franchise (and fans around the world) celebrated the induction of legend Dominique Wilkins into the Naismith Basketball Hall of Fame, as he took his rightful place among the immortals of the sport.

The 2006-07 campaign saw continued growth of the team's exciting young core, despite a devastating rash of injuries. Four of the team's top seven players missed 20 or more games, and Atlanta only had six games with all top seven players healthy.

Joe Johnson stepped up as one of the elite players in the league, ranking ninth in the NBA in scoring

THE HISTORY OF THE HAWKS, CONT.

(25.0), while earning the team's first All-Star berth since 2002. Johnson missed the first games of his six-year career due to injury (missing 25 total), yet recorded 19 30-point games, and set a franchise record by beginning the season with seven consecutive games scoring 25 or more.

Josh Smith was outstanding as well, placing second in the league in blocks (207), in the process of becoming the youngest player in NBA history (21 years, 88 days) to reach the 500-block milestone. But his all-around game began to catch up as well, as he was one of just three men in the league to rank in the top 20 in blocks, steals and rebounds.

Still the youngest team in the NBA, Atlanta saw its win total improve for the third straight season (Hawks finished 30-52), as all five of the team's top players (Johnson, Smith, Josh Childress, Marvin Williams and Zaza Pachulia) finished with career-high scoring numbers.

The Hawks' patience over the last several years paid off in the 2007-08 season. After recording a 37-45 mark and reaching postseason play for the first time since 1999, Atlanta took the NBA's top regular season team and eventual champion (Boston) to seven games, before falling 4-3 in the thrilling first round series. The home contests (all Hawks wins) in particular generated tremendous support from the Philips Arena faithful, and raised eyebrows around the NBA.

Veteran point guard Mike Bibby was added to the roster at the trade deadline, and the Hawks' picked it up offensively in the second half of the season, playing their way into the playoff picture.

Several Hawks players pushed their games to the next level — Joe Johnson earned his second straight All-Star berth, Josh Smith again finished second in the league in blocks (and placed sixth in Defensive Player of the Year voting), Al Horford was the only unanimous selection to the NBA All-Rookie team (finishing as the runner-up for Rookie of the Year) and Josh Childress was sixth in voting for the NBA's Sixth Man Award.

The momentum generated in the 2007-08 playoffs certainly carried over into the 2008-09 regular season, as Atlanta recorded its best (and first .500 or better) campaign in 10 years.

Sporting one of the league's best home records (31-10), the Hawks improved their overall mark for the fourth straight year, going 47-35, finishing second in the Southeast Division and fourth in the Eastern Conference.

Joe Johnson made the All-Star game for the third straight season, and hit the 10,000 career point plateau on Jan. 31.

Atlanta reached the Eastern Conference semifinals (also for the first time since 1999), as they took out Miami, 4-3 in the first round, before falling, 4-0, to Cleveland.

The still-young team looked to continue that momentum in 2009-10.

The 2009-10 campaign was notable for many reasons, not the least of which was the Hawks recording 53 wins, a superlative 34 home victories and once again advancing to the second round of the playoffs for the second straight season.

While much of the '08-'09 team returned for '09-'10, a new face provided a major difference off the bench. Veteran Jamal Crawford, who was acquired in the summer of 2009, eagerly accepted and thrived in his substitute role, earning NBA Sixth Man of the Year honors.

Joe Johnson was named an All-Star for the fourth straight season, and took home his first berth on the All-NBA team (third team). Josh Smith was runner-up to childhood friend Dwight Howard for Defensive Player of the Year honors, and made the NBA All-Defensive second team.

Second-year big man Al Horford earned his first All-Star berth, giving Atlanta two players in the game for the first time in 12 years.

After beating Milwaukee in the first round, the Hawks ran into a hot Orlando Magic squad in round two, suffering a 4-0 sweep in the Conference Semifinals for the second consecutive year.

Looking to take another step forward, the club installed longtime assistant coach Larry Drew as the club's new head coach, after 27 combined seasons in the NBA as a player and coach.

He led the club to a red-hot 6-0 start (the best by a first-year head coach in Atlanta history) and in the season's first half, the Hawks became a dangerous road team, while maintaining their home dominance. Atlanta enjoyed a 10-game home win streak, as well as a six-game road win streak, during the campaign.

After securing a playoff spot in early April, the Hawks rested most of their primary players, and finished off with a 44-38 mark, good for fifth in the East, earning a rematch with Orlando in the first round of the 2011 NBA Playoffs.

After taking the series opener in a hostile environment in Orlando, the Hawks controlled most of the games, earning a 4-2 series win, and a measure of sweet revenge from the embarrassing loss in the '10 Playoffs.

But Atlanta couldn't get past the NBA's best team during the regular season, the Chicago Bulls, in the Eastern Conference Semifinals. Tied at two games each, and holding a lead in the fourth quarter of game five, the Hawks couldn't hang on. After losing the fifth game, Atlanta came home and fell in game six.

But progress was certainly made, as the Hawks played their best basketball during the postseason.

The 2011-12 regular season was notable for several reasons. Shortened to 66-games by a work stoppage, the campaign tipped off on December 27 as the Hawks played nine games in the first 12 days.

Despite a number of major injuries to key players (including the loss of All-Pro center Al Horford for the remainder of the season after just 11 games), the Hawks persevered through the sprint, ending the season taking five-of-the-last-six to finish the season at 40-26, an equivalent to a 50-win season during a regular 82-game campaign.

In fact, Atlanta finished with the fourth-best record in the East, taking home court advantage in the first round against Atlantic Division champion and longtime nemesis Boston.

After the Hawks took game one of the series, the veteran Celtics bounced back to win three-in-a-row. After Atlanta trimmed the deficit to 3-2, they went to TD Garden and nearly pulled out a game six victory to extend the season. But some bad breaks down the stretch cost them, and the Hawks fell to the Celtics, 4-2.

THE HISTORY OF THE HAWKS, CONT.

Despite not reaching the second round of the Playoffs for the first time in four years, Atlanta had a lot to be proud of -- overcoming the injuries and rugged schedule to take 40 regular season wins, and taking a tough Celtics bunch to the wire.

Entering 2012-13, the Hawks' roster had a different look than the one that finished the prior season, as veterans Joe Johnson (Brooklyn) and Marvin Williams (Utah) were dealt in the offseason. But with the returning trio of Al Horford, Josh Smith and Jeff Teague, plus a collection of outside shooting threats, Atlanta looked to make postseason for the sixth straight year.

In an excellent position for much of the year, Atlanta finished up second in the Southeast Division and sixth in the East with a 44-38 mark, setting up a first-round matchup with the physical Indiana Pacers. Trailing 2-0 after tough losses in Indy, Atlanta roared back with two solid home wins behind revved up crowds at Philips Arena. After dropping Game 5 at Indiana, Atlanta trailed late in Game 6 but fought back again, only to fall short and lose the series.

Injuries were again a story, as key rotation players Lou Williams (14.1 points per game in 39 contests before tearing his right ACL) and Zaza Pachulia (5.9 points and 6.5 rebounds in 52 games prior to suffering an Achilles injury) missed extended portions of the season, including the playoff series.

The summer of 2013 saw even more changes as Mike Budenholzer became the franchise's 12th full-time head coach.

The Hawks opened the season incorporating many new faces and held their ground, carrying a 16-13 mark after a double-overtime win in Cleveland on 12/26. Unfortunately that would be the final game of the season for two-time All-Star Al Horford, who tore his right pectoral muscle two years after tearing his left.

Atlanta was able to maintain, reaching a 25-25 mark through 50 games, but a multitude of other injuries to key players began to take their toll.

The Hawks had a rough February and early March, but from March 10 on recorded a 12-9 mark to secure a playoff berth, the franchise's seventh in a row, the longest active streak in the Eastern Conference. Atlanta finished the regular season at 38-44.

Atlanta almost pulled a major first-round upset, losing to the top-seeded Indiana Pacers in a hard-fought and competitive seven-game series. The Hawks led 2-1 and 3-2 during the course of the series but couldn't close out the favored Pacers.

Among many impressive performances was the first All-Star season of Paul Millsap's eight-year career. An offseason signee as an unrestricted free agent, Millsap was outstanding and became a focal point of Atlanta's offensive attack.

Jeff Teague, Kyle Korver and DeMarre Carroll also enjoyed solid seasons, second-year men Mike Scott and Shelvin Mack made tremendous strides in becoming every day contributors and rookie Pero Antic (named to the Rookie-Sophomore game) along with veteran Elton Brand provided help in the post in Horford's absence.

Korver set an NBA record, making a three-pointer in 90 straight games, set on 12/6/13 vs. Cleveland (the mark eventually reached 127 consecutive).

The 2014-15 season was a season of firsts and milestones for the Hawks franchise, centered on a franchise-best 19-game win streak, a team-best 60 wins, and multiple honors along the way.

After a 7-6 start, Atlanta won nine-in-a-row before losing on a buzzer-beater at Orlando on 12/13. After a 5-1 stretch ended with a 107-77 home loss to the Bucks, Atlanta reeled off 19 consecutive wins to push their record to 40-8. Overall, the Hawks won 33-of-35 at one point.

By mid-season, Atlanta had the best record in the Conference, the All-Star head coach in Mike Budenholzer and four Eastern Conference All-Stars (Al Horford, Kyle Korver, Paul Millsap and Jeff Teague) for the first time in club history.

Atlanta continued to roll en route to a 60-22 record, earning the top seed overall, and home court advantage until the NBA Finals, heading into the 2015 NBA Playoffs.

After a 4-2 first round series win over Brooklyn, the Hawks took down Washington in the Eastern Conference Semifinals, also 4-2. Atlanta won the clinching games of both rounds on the road.

For the first time in franchise history, the Hawks reached the Eastern Conference Finals, eventually falling short against the Cleveland Cavaliers.

Postseason brought more honors and memories, including Budenholzer taking home NBA Coach of the Year honors, the fourth Atlanta coach so honored.

In 2015-16, the Hawks started hot at 7-1, hovered just above the .500 mark in the middle of the campaign, then finished with a 15-7 flurry after March 1 (including 12-4 in March, one win shy of the Atlanta record for wins in that month) to secure the fourth overall spot in the Eastern Conference and home court advantage in the first round.

After taking a 2-0 lead over the Celtics in the first round, the Hawks saw Boston come back to knot the series at 2. After taking the fifth game at home, the Hawks took care of business in Boston to close out the series in 6, 104-92. It marked the first time in franchise history the Hawks had topped the Celtics in a playoff series.

Though the Hawks fell short to top-seeded Cleveland, 4-0, in the Eastern Conference Semfinals, losing to the Cavs in the postseason for the second straight year, the season on the whole was another successful one.

Atlanta's defense was amongst the best in the league, as the Hawks led the NBA in FG%, ranking third in spg, fifth in bpg, sixth in fewest points allowed and sixth in opponent 3FG%. Atlanta was once again amongst the NBA's most unselfish teams, averaging 25.6 assists (No. 2 in the NBA).

Paul Millsap earned his third consecutive All-Star berth, while Al Horford secured his fourth overall

THE HISTORY OF THE HAWKS, CONT.

appearance. Millsap capped off his tremendous campaign earning second team All-Defensive team honors.

Atlanta made the postseason for the ninth straight time, the longest active streak in the East and the longest run in team history. The Hawks finished 48-34, and the two-year combined mark of 108-56 marked the best two-year run in the history of the franchise.

With changes at two key starting positions beginning the 2016-17 campaign - Dwight Howard at center and Dennis Schröder at point guard - the Hawks began the season on a roll, marching out to a 9-2 start.

The Hawks struggled the rest of the '16 calendar year, and were sitting at 17-16 at the turn of the year.

Atlanta had yet another strong January, going 11-4, including a stirring New Year's Day overtime home win against San Antonio.

There were several other thrilling wins on the season, including dramatic comebacks, highlighted by a stunning 126-125 home win over Cleveland on April 9, as Atlanta trailed by 26 points in the fourth quarter.

The injury bug hit down the stretch, but Atlanta was able to finish at 43-39, earning the fifth spot in the Eastern Conference playoff picture. The postseason berth was Atlanta's 10th straight, the longest in the Conference and second-longest in the NBA behind the Spurs.

In a back-and-forth first-round series against fourth-seeded Washington, the Hawks fell short, 4-2.

Paul Millsap led the way for the Hawks once again, earning his fourth consecutive Eastern Conference All-Star berth. In his first season as a starter, Schröder broke out, averaging 17.9 points and 6.3 assists. Tim Hardaway Jr. added 14.5 points per game, also garnering attention as one of the league's most improved players.

After struggling in close games the prior year, Atlanta went 5-0 in overtime, including a dramatic four OT win over the Knicks on January 29, 142-139.

The 2017-18 season saw changes on and off the court for the Hawks, starting with the hire of Travis Schlenk as the team's new General Manager and Head of Basketball Operations in May, 2017. With the departure of Paul Millsap, Tim Hardaway Jr. and Dwight Howard among others, the team would have a new look on the floor as well.

After starting out 3-15, the Hawks were at 10-26 at the turn of the calendar. Finishing out a challenging second half of the season, Atlanta won two-of-its-last-three and three-of-six to finish at 24-58, marking the first time the Hawks had missed the playoffs after 10 consecutive trips.

Individually, several Hawks had notable seasons, including Dennis Schröder (career-high 19.4 ppg), Kent Bazemore (12.9 ppg and a solid all-around season), second-year man Taurean Prince (played in all 82 games, averaging 14.1 points and making 176 three's) and rookie John Collins, who set several Hawks rookie records while being named to the NBA All-Rookie Second Team.

Altogether, eight Atlanta rookies saw game action on the season, tying the franchise record. The Hawks had 12 players on the final roster (including two-way contracts) with one year or less of NBA experience.

Following the season, the Hawks parted ways with Mike Budenholzer and named Philadelphia 76ers assistant coach Lloyd Pierce as the team's new head coach, continuing the club's new look and youth movement. Rookies Trae Young, Kevin Huerter and Omari Spellman continued the Hawks' youth movement into the 2018-19 campaign.

Adding to the excitment, the Hawks opened the completely transformed and newly-named State Farm Arena at the start of the '18-'19 season as well.

Youth, growth and development took center stage in 2018-19, as the Hawks sported one of the youngest teams in the league. The team began the campaign slowly, but picked up a great deal of momentum in late December, which carried over to the remainder of the season.

Young enjoyed a historic rookie campaign, setting multiple team and NBA rookie marks, leading all first-year players in points and assists, becoming the first rookie to do so in six years. He was named NBA Eastern Conference Rookie of the Month four times (out of the five award cycles) and earned NBA Eastern Conference Player of the Week honors on March 25.

One of the NBA's Most Improved Players, John Collins led all members of the 2017 NBA Draft class with 32 double-doubles, finishing 15th in the NBA in rebounds per game, 16th in field goal percentage and 33rd in scoring.

After beginning the season at 6-23, Atlanta proceeded to go 23-30 the remainder of the way, including a 12-12 record over the subsequent 24 games.

The club set a franchise record for three-pointers made in a season (1,067), and knocked down 20-or-more six times. In post-All-Star break action, Atlanta ranked second in the league in scoring (119.9), three-pointers made (366) and three-pointers per game (15.3).

In one of the NBA's most memorable games of the season, the Hawks and Bulls battled at State Farm Arena for four overtimes (68 minutes) on March 1, before Atlanta fell short, 168-161, as Young finished with 49 points, the most by a rookie in 2018-19.

Young (unanimous First Team All-Rookie) and Huerter (Second Team All-Rookie) showed great promise as future Hawks backcourt cornerstones.

HAWKS RETIRED JERSEYS

Lou Hudson

Pete Maravich

Dikembe Mutombo

Bob Pettit

Dominique Wilkins

Uniform Illustrations - Mitch Rood (Hudson/Pettit) / Cliff Lummus (Maravich, Mutombo) / Jordan Shorthouse (Wilkins)

HAWKS PRIMARY LOGOS

St. Louis Hawks
pre-Atlanta

Atlanta Hawks
1969-70

Atlanta Hawks
1970-72

Atlanta Hawks
1972-1995

Atlanta Hawks
Primary Mark
1995-2007

Atlanta Hawks
Secondary Mark
2001-2007

Honorary Banner

Atlanta Hawks
Primary Mark
2007-2015

Atlanta Hawks
Secondary Mark
2007-2014

Atlanta Hawks
Secondary Mark 2014
Primary Partial Mark
2015-2016

Atlanta Hawks
Primary Mark
2015-present

Atlanta Hawks
Secondary Mark
2015-present

HAWKS INDIVIDUAL HONORS * MVP of All-Star game

NBA COACH OF THE YEAR

2004-15 ... Mike Budenholzer
1993-94 ... Lenny Wilkens
1985-86 ... Michael Fratello
1977-78 ... Hubie Brown
1967-68 ... Richie Guerin
1962-63 ... Harry Gallatin

NBA MVP

1958-59 ... Bob Pettit
1955-56 ... Bob Pettit

NBA DEFENSIVE PLAYER OF THE YEAR

1997-98 ... Dikembe Mutombo
1996-97 ... Dikembe Mutombo

NBA ROOKIE OF THE YEAR

1954-55 ... Bob Pettit

NBA SIXTH MAN OF THE YEAR

2009-10 ... Jamal Crawford

ALL-NBA SELECTIONS

2010-11 ... Al Horford (3rd)
2009-10 ... Joe Johnson (3rd)
1997-98 ... Dikembe Mutombo (3rd)
1992-93 ... Dominique Wilkins (2nd)
1991-92 ... Kevin Willis (3rd)
1990-91 ... Dominique Wilkins (2nd)
1988-89 ... Dominique Wilkins (3rd)
1987-88 ... Dominique Wilkins (2nd)
1986-87 ... Dominique Wilkins (2nd)
1985-86 ... Dominique Wilkins (1st)
1979-80 ... Dan Roundfield (2nd)
1972-73 ... Pete Maravich (2nd)
1969-70 ... Lou Hudson (2nd) and Bill Bridges (2nd)
1968-69 ... Bill Bridges (2nd)
1964-65 ... Bob Pettit (2nd)
1963-64 ... Bob Pettit (1st)
1962-63 ... Bob Pettit (1st)
1961-62 ... Bob Pettit (1st)
1960-61 ... Bob Pettit (1st)
1959-60 ... Bob Pettit (1st)
1958-59 ... Cliff Hagan (2nd), Slater Martin (2nd) and Bob Pettit (1st)

ALL-DEFENSIVE SELECTIONS

2015-16 ... Paul Millsap (2nd)
2009-10 ... Josh Smith (2nd)
1998-99 ... Dikembe Mutombo (2nd) and Mookie Blaylock (2nd)
1997-98 ... Dikembe Mutombo (1st) and Mookie Blaylock (2nd)
1996-97 ... Dikembe Mutombo (1st) and Mookie Blaylock (2nd)
1995-96 ... Mookie Blaylock (2nd)
1994-95 ... Mookie Blaylock (1st)
1993-94 ... Mookie Blaylock (1st)
1983-84 ... Wayne Rollins (1st) and Dan Roundfield (2nd)
1982-83 ... Wayne Rollins (2nd) and Dan Roundfield (1st)
1981-82 ... Dan Roundfield (1st)
1980-81 ... Dan Roundfield (2nd)
1979-80 ... Eddie Johnson (2nd) and Dan Roundfield (1st)
1978-79 ... Eddie Johnson (2nd)
1969-70 ... Joe Caldwell (2nd)
1968-69 ... Bill Bridges (2nd)
1957-58 ... Cliff Hagan (2nd), Slater Martin (2nd) and Bob Pettit (1st)
1956-57 ... Slater Martin (2nd) and Bob Pettit (1st)
1955-56 ... Bob Pettit (1st)
1954-55 ... Bob Pettit (1st)
1953-54 ... Bob Pettit (1st)
1950-51 ... Frank Brian (2nd)

ALL-ROOKIE TEAM SELECTIONS

2018-19 ... Trae Young (1st, unanimous selection), Kevin Huerter (2nd)
2017-18 ... John Collins (2nd)
2007-08 ... Al Horford (1st, unanimous selection)
2005-06 ... Marvin Williams (2nd)
2004-05 ... Josh Childress (2nd) and Josh Smith (2nd)
1999-00 ... Jason Terry (2nd)
1991-92 ... Stacey Augmon (1st)
1982-83 ... Dominique Wilkins
1974-75 ... John Drew
1973-74 ... John Brown
1970-71 ... Pete Maravich
1966-67 ... Lou Hudson

NBA MOST IMPROVED PLAYER

1997-98 ... Alan Henderson

J WALTER KENNEDY CITIZENSHIP AWARD

1997-98 ... Steve Smith
1994-95 ... Joe O'Toole
1989-90 ... Doc Rivers

NBA IBM AWARD

1988-99 ... Dikembe Mutombo

NBA EXECUTIVE OF THE YEAR

1986-87 ... Stan Kasten
1985-86 ... Stan Kasten

IN ALL-STAR GAMES

2017 ... Paul Millsap
2016 ... Paul Millsap
2015 ... Al Horford, Paul Millsap
2014 ... Al Horford, Kyle Korver, Paul Millsap, Jeff Teague
Mike Budenholzer (Coach)
2012 ... Joe Johnson (DNP - Injured)
2011 ... Al Horford, Joe Johnson
2010 ... Al Horford, Joe Johnson
2009 ... Joe Johnson
2008 ... Joe Johnson
2007 ... Joe Johnson
2002 ... Shareef Abdur-Rahim
2001 ... Dikembe Mutombo
2000 ... Dikembe Mutombo
1999 ... No All-Star Game
1998 ... Dikembe Mutombo
Steve Smith
1997 ... Christian Laettner
Dikembe Mutombo
1994 ... Dominique Wilkins
Mookie Blaylock
Lenny Wilkens (Coach)
1993 ... Dominique Wilkins
1992 ... Dominique Wilkins
Kevin Willis
1991 ... Dominique Wilkins
1990 ... Dominique Wilkins
1989 ... Dominique Wilkins
Moses Malone
1988 ... Dominique Wilkins, Glenn Rivers
Michael Fratello (Coach)
1987 ... Dominique Wilkins
1986 ... Dominique Wilkins
1982 ... Dan Roundfield
1981 ... Dan Roundfield, Eddie Johnson
1980 ... John Drew, Eddie Johnson
Dan Roundfield
1976 ... John Drew
1974 ... Lou Hudson, Pete Maravich
1973 ... Lou Hudson, Pete Maravich
1972 ... Lou Hudson
1971 ... Lou Hudson
1970 ... Bill Bridges, Joe Caldwell
Lou Hudson
1969 ... Joe Caldwell, Lou Hudson
1968 ... Zelmo Beaty
Lenny Wilkens, Bill Bridges
1967 ... Lenny Wilkens, Bill Bridges
1966 ... Zelmo Beaty
1965 ... Bob Pettit, Lenny Wilkens
1964 ... Bob Pettit, Lenny Wilkens
1963 ... Bob Pettit, Lenny Wilkens
1962 ... * Bob Pettit, Cliff Hagan
1961 ... Bob Pettit, Cliff Hagan
Clyde Lovellette
1960 ... Bob Pettit, Cliff Hagan
Clyde Lovellette
1959 ... *Bob Pettit, Cliff Hagan
Slater Martin
1958 ... *Bob Pettit, Cliff Hagan
Slater Martin
1957 ... Bob Pettit, Slater Martin
Ed Macauley
1956 ... *Bob Pettit, Bob Harrison
1955 ... Bob Pettit, Frank Selvy
1954 ... Mel Hutchins, Don Sunderlage
1953 ... Mel Hutchins
1952 ... Dike Eddleman
1951 ... Dike Eddleman

HAWKS INDIVIDUAL HONORS

IN ALL-STAR WEEKEND EVENTS

SLAM DUNK COMPETITION
2019 - John Collins
2006 - Josh Smith
2005 - Josh Smith (winner)
1992 - Stacey Augmon
1990 - Dominique Wilkins (winner) and Kenny Smith
1989 - Spud Webb
1988 - Dominique Wilkins
1986 - Dominique Wilkins and Spud Webb (winner)
1985 - Dominique Wilkins (winner)
1984 - Dominique Wilkins

ROOKIE-SOPHOMORE GAME
2019 - John Collins, Trae Young
2015 - Dennis Schröder, Kenny Atkinson (Coach)
2014 - Pero Antic (selected but unable to play due to injury)
2009 - Al Horford
2008 - Al Horford
2005 - Josh Smith
2001 - Jason Terry
1996 - Alan Henderson

THREE-POINT SHOOTOUT
2015 - Kyle Korver
2009 - Mike Bibby

NBA PLAYER OF THE WEEK

Week Ending	Player
1/31/00	Dikembe Mutombo
1/30/99	Dikembe Mutombo
1/11/98	Steve Smith
11/9/97	Dikembe Mutombo
12/1/96	Dikembe Mutombo
3/27/94	Kevin Willis
11/24/91	Kevin Willis
1/6/91	Dominique Wilkins
2/14/88	Dominique Wilkins
1/17/88	Dominique Wilkins
12/27/87	Dominique Wilkins
12/14/86	Dominique Wilkins
4/13/86	Dominique Wilkins
12/29/85	Dominique Wilkins
2/3/85	Dominique Wilkins
4/15/84	Dominique Wilkins
12/25/83	Dan Roundfield
4/17/83	Mike Glenn
2/21/82	Eddie Johnson
11/22/81	Dan Roundfield
12/14/80	Dan Roundfield
12/16/79	Dan Roundfield

EASTERN CONFERENCE PLAYER OF THE WEEK

Week Ending	Player
3/24/19	Trae Young
4/11/16	Paul Millsap
1/18/15	Al Horford
1/4/15	Jeff Teague
12/21/14	Al Horford
4/14/14	Jeff Teague
1/27/14	Paul Millsap
12/10/12	Josh Smith
11/26/12	Al Horford
3/26/12	Joe Johnson
11/9/09	Joe Johnson
4/6/08	Joe Johnson
12/23/07	Joe Johnson
12/9/07	Josh Smith
11/12/06	Joe Johnson
12/19/05	Joe Johnson
11/3/02	Glenn Robinson
11/25/01	Shareef Abdur-Rahim

NBA PLAYER OF THE MONTH

Month	Player
February, 1993	Dominique Wilkins
February, 1991	Dominique Wilkins
January, 1986	Dominique Wilkins

EASTERN CONFERENCE PLAYER OF THE MONTH

Month	Player
January, 2015	DeMarre Carroll, Al Horford, Kyle Korver, Paul Millsap, Jeff Teague
March, 2008	Joe Johnson

NBA COACH OF THE MONTH

Month	Coach
November, 1997	Lenny Wilkens
March, 1993	Bob Weiss
December, 1990	Bob Weiss
January, 1986	Mike Fratello

EASTERN CONFERENCE COACH OF THE MONTH

Month	Coach
January, 2015	Mike Budenholzer
December, 2014	Mike Budenholzer
December, 2012	Larry Drew

JASON COLLIER MEMORIAL TROPHY

The Jason Collier Memorial Trophy, named after the late Hawks center who passed away on October 15, 2005, is presented annually to the individual who best exemplifies the characteristics Collier displayed off the court as a community ambassador.

2018-19:	Kent Bazemore
2017-18:	Malcolm Delaney
2016-17:	Paul Millsap
2015-16:	Mike Muscala
2014-15:	DeMarre Carroll
2013-14:	Kyle Korver
2012-13:	Devin Harris
2011-12:	Zaza Pachulia
2010-11:	Marvin Williams
2009-10:	Josh Smith
2008-09:	Al Horford
2007-08:	Marvin Williams
2006-07:	Josh Childress
2005-06:	Josh Childress

2018-19 Jason Collier Memorial Trophy winner Kent Bazemore

PLAYOFFS
sharecare
ATLANTA
22
HAWKS
22 CAM
REDDISH

ALL-TIME PLAYOFF RESULTS

Year	First Round		Quarter-Finals		Semi-Finals/Conf Finals		Finals		Totals
1950	—	—	—	—	Anderson	1-2	—	—	1-2
1956	@ Minneapolis	0-1	Minneapolis	2-1	Ft. Wayne	2-3	—	—	4-5
1957	* Ft. Wayne	1-0	—	—	Minneapolis	3-0	Boston	3-4	
	* Minneapolis	1-0	—	—	—	—	—	—	8-4
1958	—	—	—	—	Detroit	4-1	Boston	4-2	8-3
1959	—	—	—	—	Minneapolis	2-4	—	—	2-4
1960	—	—	—	—	Minneapolis	4-3	Boston	3-4	7-7
1961	—	—	—	—	Los Angeles	4-3	Boston	1-4	5-7
1963	—	—	Detroit	3-1	Los Angeles	3-4	—	—	6-5
1964	—	—	Los Angeles	3-2	San Francisco	3-4	—	—	6-6
1965	—	—	Baltimore	1-3	—	—	—	—	1-3
1966	—	—	Baltimore	3-0	Los Angeles	3-4	—	—	6-4
1967	—	—	Chicago	3-0	San Francisco	2-4	—	—	5-4
1968	—	—	San Francisco	2-4	—	—	—	—	2-4
1969	—	—	San Diego	4-2	Los Angeles	1-4	—	—	5-6
1970	—	—	Chicago	4-1	Los Angeles	0-4	—	—	4-5
1971	—	—	New York	1-4	—	—	—	—	1-4
1972	—	—	Boston	2-4	—	—	—	—	2-4
1973	—	—	Boston	2-4	—	—	—	—	2-4
1978	Washington	0-2	—	—	—	—	—	—	0-2
1979	Houston	2-0	Washington	3-4	—	—	—	—	5-4
1980	—	—	Philadelphia	1-4	—	—	—	—	1-4
1982	Philadelphia	0-2	—	—	—	—	—	—	0-2
1983	Boston	1-2	—	—	—	—	—	—	1-2
1984	Milwaukee	2-3	—	—	—	—	—	—	2-3
1986	Detroit	3-1	Boston	1-4	—	—	—	—	4-5
1987	Indiana	3-1	Detroit	1-4	—	—	—	—	4-5
1988	Milwaukee	3-2	Boston	3-4	—	—	—	—	6-6
1989	Milwaukee	2-3	—	—	—	—	—	—	2-3
1991	Detroit	2-3	—	—	—	—	—	—	2-3
1993	Chicago	0-3	—	—	—	—	—	—	0-3
1994	Miami	3-2	Indiana	2-4	—	—	—	—	5-6
1995	Indiana	0-3	—	—	—	—	—	—	0-3
1996	Indiana	3-2	Orlando	1-4	—	—	—	—	4-6
1997	Detroit	3-2	Chicago	1-4	—	—	—	—	4-6
1998	Charlotte	1-3	—	—	—	—	—	—	1-3
1999	Detroit	3-2	New York	0-4	—	—	—	—	3-6
2008	Boston	3-4			—	—	—	—	3-4
2009	Miami	4-3	Cleveland	0-4	—	—	—	—	4-7
2010	Milwaukee	4-3	Orlando	0-4	—	—	—	—	4-7
2011	Orlando	4-2	Chicago	2-4	—	—	—	—	6-6
2012	Boston	2-4	—	—	—	—	—	—	2-4
2013	Indiana	2-4	—	—	—	—	—	—	2-4
2014	Indiana	3-4	—	—	—	—	—	—	3-4
2015	Brooklyn	4-2	Washington	4-2	Cleveland	0-4	—	—	8-8
2016	Boston	4-2	Cleveland	0-4	—	—	—	—	4-6
2017	Washington	2-4	—	—	—	—	—	—	2-4
TOTALS		65-69		49-80		32-44		11-14	157-207

@ Western Division: 2nd Place Game * Western Division tiebreakers

HAWKS PLAYOFF SCORES

TRI - CITIES HAWKS (1 - 2)

1949-50 (1-2)
Western Division Semifinals (1-2)
March 21 ..... L ..... Tri-Cities 77 at Anderson 89 (-12)
March 23 ..... W ..... Anderson 75 at Tri-Cities 76 (+1)
March 24 ..... L ..... Tri-Cities 71 at Anderson 94 (-23)

ST. LOUIS HAWKS (60 - 56)

1955-56 (4-5)
March 16 (Western Div. Second Place Game) Mpls 103 at St. Louis 97 (-6)
Western Division Semifinals (2-1)
March 17 ..... W ..... Minneapolis 115 at St. Louis 116 (+1)
March 19 ..... L ..... St. Louis 75 at Minneapolis 133 (-58)
March 21 ..... W ..... St. Louis 116 at Minneapolis 115 (+1)

Western Division Finals (2-3)
March 22 ..... W ..... St. Louis 86 at Ft. Wayne 85 (+1)
March 24 ..... W ..... Ft. Wayne 74 at St. Louis 84 (+10)
March 25 ..... L ..... St. Louis 84 at Ft. Wayne 107 (-23)
March 27 ..... L ..... Ft. Wayne 93 at St. Louis 84 (-9)
March 29 ..... L ..... St. Louis 97 at Ft. Wayne 102 (-5)

1956-57 (8-4)
Western Division Tiebreaker (2-0)
March 14 ..... W ..... Ft. Wayne 103 at St. Louis 115 (+12)
March 16 ..... W ..... Minneapolis 111 at St. Louis 114 (+3)

Western Division Finals (3-0)
March 21 ..... W ..... Minneapolis 109 at St. Louis 118 (+9)
March 24 ..... W ..... Minneapolis 104 at St. Louis 106 (+2)
March 25 ..... W ..... St. Louis 143 at Minneapolis 135 (+8)

World Championship Series (3-4)
March 30 ..... W ..... St. Louis 125 at Boston 123 (+2)
March 31 ..... L ..... St. Louis 99 at Boston 119 (-20)
April 6 ..... W ..... Boston 98 at St. Louis 100 (+2)
April 7 ..... L ..... Boston 123 at St. Louis 118 (-5)
April 9 ..... L ..... St. Louis 109 at Boston 124 (-15)
April 11 ..... W ..... Boston 94 at St. Louis 96 (+2)
April 13 ..... L ..... St. Louis 123 at Boston 125 (-2)

1957-58 (8-3)
Western Division Finals (4-1)
March 19 ..... W ..... Detroit 111 at St. Louis 114 (+3)
March 22 ..... W ..... St. Louis 99 at Detroit 96 (+3)
March 23 ..... L ..... Detroit 109 at St. Louis 89 (-20)
March 25 ..... W ..... St. Louis 145 at Detroit 101 (+44)
March 27 ..... W ..... Detroit 96 at St. Louis 120 (+24)

World Championship Series (4-2)
March 29 ..... W ..... St. Louis 104 at Boston 102 (+2)
March 30 ..... L ..... St. Louis 112 at Boston 136 (-24)
April 2 ..... W ..... Boston 108 at St. Louis 111 (+3)
April 5 ..... L ..... Boston 109 at St. Louis 98 (-11)
April 9 ..... W ..... St. Louis 102 at Boston 100 (+2)
April 12 ..... W ..... Boston 109 at St. Louis 110 (+1)

1958-59 (2-4)
Western Division Finals (2-4)
March 21 ..... W ..... Minneapolis 90 at St. Louis 124 (+34)
March 22 ..... L ..... St. Louis 98 at Minneapolis 106 (-8)
March 24 ..... W ..... Minneapolis 97 at St. Louis 127 (+30)
March 26 ..... L ..... St. Louis 98 at Minneapolis 108 (-10)
March 28 ..... L ..... Minneapolis 98 at St. Louis 97 (-1)
March 29 ..... L ..... St. Louis 104 at Minneapolis 106 (-2)

1959-60 (7-7)
Western Division Finals (4-3)
March 16 ..... W ..... Minneapolis 99 at St. Louis 112 (+13)
March 17 ..... L ..... Minneapolis 120 at St. Louis 113 (-7)
March 19 ..... W ..... St. Louis 93 at Minneapolis 89 (+4)
March 20 ..... L ..... St. Louis 101 at Minneapolis 103 (-2)
March 22 ..... L ..... Minneapolis 117 at St. Louis 110 (-7)
March 24 ..... W ..... St. Louis 117 at Minneapolis 96 (+21)
March 26 ..... W ..... Minneapolis 86 at St. Louis 97 (+11)

World Championship Series (3-4)
March 27 ..... L ..... St. Louis 122 at Boston 140 (-18)
March 29 ..... W ..... St. Louis 113 at Boston 103 (+10)
April 2 ..... L ..... Boston 102 at St. Louis 86 (-16)
April 3 ..... W ..... Boston 96 at St. Louis 106 (+10)
April 5 ..... L ..... St. Louis 102 at Boston 127 (-25)
April 7 ..... W ..... Boston 102 at St. Louis 105 (+3)
April 9 ..... L ..... St. Louis 103 at Boston 122 (-19)

HAWKS PLAYOFF SCORES, CONT.

1960-61 (5-7)
Western Division Finals (4-3)
March 21 ..... L ..... Los Angeles 122 at St. Louis 118 (-4)
March 22 ..... W ..... Los Angeles 106 at St. Louis 121 (+15)
March 24 ..... L ..... St. Louis 112 at Los Angeles 118 (-6)
March 25 ..... W ..... St. Louis 118 at Los Angeles 117 (+1)
March 27 ..... L ..... Los Angeles 121 at St. Louis 112 (-9)
March 29 ..... W ..... St. Louis 114 at Los Angeles 113 (+1)
April 1 ..... W ..... Los Angeles 103 at St. Louis 105 (+2)

World Championship Series (1-4)
April 2 ..... L ..... St. Louis 95 at Boston 129 (-34)
April 5 ..... L ..... St. Louis 108 at Boston 116 (-8)
April 8 ..... W ..... Boston 120 at St. Louis 124 (+4)
April 9 ..... L ..... Boston 119 at St. Louis 104 (-15)
April 11 ..... L ..... St. Louis 112 at Boston 121 (-9)

1962-63 (6-5)
Western Division Semifinals (3-1)
March 20 ..... W ..... Detroit 99 at St. Louis 118 (+19)
March 22 ..... W ..... Detroit 108 at St. Louis 122 (+14)
March 24 ..... L ..... St. Louis 103 at Detroit 107 (-4)
March 26 ..... W ..... St. Louis 104 at Detroit 100 (+4)

Western Division Finals (3-4)
March 31 ..... L ..... St. Louis 104 at Los Angeles 112 (-8)
April 2 ..... L ..... St. Louis 99 at Los Angeles 101 (-2)
April 4 ..... W ..... Los Angeles 112 at St. Louis 125 (+13)
April 6 ..... W ..... Los Angeles 114 at St. Louis 124 (+10)
April 7 ..... L ..... St. Louis 100 at Los Angeles 123 (-23)
April 9 ..... W ..... Los Angeles 113 at St. Louis 121 (+8)
April 11 ..... L ..... St. Louis 100 at Los Angeles 115 (-15)

1963-64 (6-6)
Western Division Semifinals (3-2)
March 21 ..... W ..... Los Angeles 104 at St. Louis 115 (+11)
March 22 ..... W ..... Los Angeles 90 at St. Louis 106 (+16)
March 25 ..... L ..... St. Louis 105 at Los Angeles 107 (-2)
March 28 ..... L ..... St. Louis 88 at Los Angeles 97 (-9)
March 30 ..... W ..... Los Angeles 108 at St. Louis 121 (+13)

Western Division Finals (3-4)
April 1 ..... W ..... St. Louis 116 at San Francisco 111 (+5)
April 3 ..... L ..... St. Louis 85 at San Francisco 120 (-35)
April 5 ..... W ..... San Francisco 109 at St. Louis 113 (+4)
April 8 ..... L ..... San Francisco 111 at St. Louis 109 (-2)
April 10 ..... L ..... St. Louis 97 at San Francisco 121 (-24)
April 12 ..... W ..... San Francisco 95 at St. Louis 123 (+28)
April 16 ..... L ..... St. Louis 95 at San Francisco 105 (-10)

1964-65 (1-3)
Western Division Semifinals (1-3)
March 24 ..... L ..... Baltimore 108 at St. Louis 105 (-3)
March 26 ..... W ..... Baltimore 105 at St. Louis 129 (+24)
March 27 ..... L ..... St. Louis 99 at Baltimore 131 (-32)
March 30 ..... L ..... St. Louis 103 at Baltimore 109 (-6)

1965-66 (6-4)
Western Division Semifinals (3-0)
March 24 ..... W ..... St. Louis 113 at Baltimore 111 (+2)
March 27 ..... W ..... St. Louis 105 at Baltimore 100 (+5)
March 30 ..... W ..... Baltimore 112 at St. Louis 121 (+9)

Western Division Finals (3-4)
April 1 ..... L ..... St. Louis 106 at Los Angeles 129 (-23)
April 3 ..... L ..... St. Louis 116 at Los Angeles 125 (-9)
April 6 ..... W ..... Los Angeles 113 at St. Louis 120 (+7)
April 9 ..... L ..... Los Angeles 107 at St. Louis 95 (-12)
April 10 ..... W ..... St. Louis 112 at Los Angeles 100 (+12)
April 13 ..... W ..... Los Angeles 127 at St. Louis 131 (+4)
April 15 ..... L ..... St. Louis 121 at Los Angeles 130 (-9)

1966-67 (5-4)
Western Division Semifinals (3-0)
March 21 ..... W ..... Chicago 100 at St. Louis 114 (+14)
March 23 ..... W ..... St. Louis 113 at Chicago 107 (+6)
March 25 ..... W ..... Chicago 106 at St. Louis 119 (+13)

Western Division Finals (2-4)
March 30 ..... L ..... St. Louis 115 at San Francisco 117 (-2)
April 1 ..... L ..... St. Louis 136 at San Francisco 143 (-7)
April 5 ..... W ..... San Francisco 109 at St. Louis 115 (+6)
April 8 ..... W ..... San Francisco 104 at St. Louis 109 (+5)
April 10 ..... L ..... St. Louis 102 at San Francisco 123 (-21)
April 12 ..... L ..... San Francisco 112 at St. Louis 107 (-5)

1967-68 (2-4)
Western Division Semifinals (2-4)
March 22 ..... L ..... San Francisco 111 at St. Louis 106 (-5)
March 23 ..... W ..... San Francisco 103 at St. Louis 111 (+8)
March 26 ..... L ..... St. Louis 109 at San Francisco 124 (-15)
March 29 ..... L ..... St. Louis 107 at San Francisco 108 (-1)
March 31 ..... W ..... San Francisco 103 at St. Louis 129 (+26)
April 2 ..... L ..... St. Louis 106 at San Francisco 111 (-5)

ATLANTA HAWKS (79 - 127)

March 27 ..... W ..... San Diego 98 at Atlanta 107 (+9)
March 29 ..... W ..... San Diego 114 at Atlanta 116 (+2)
April 1 ..... L ..... Atlanta 97 at San Diego 104 (-7)
April 4 ..... L ..... Atlanta 112 at San Diego 114 (-2)
April 6 ..... W ..... San Diego 101 at Atlanta 112 (+11)
April 7 ..... W ..... Atlanta 108 at San Diego 106 (+2)

Western Division Finals (1-4)
April 11 ..... L ..... Atlanta 93 at Los Angeles 95 (-2)
April 13 ..... L ..... Atlanta 102 at Los Angeles 104 (-2)
April 15 ..... W ..... Los Angeles 80 at Atlanta 99 (+19)
April 17 ..... L ..... Los Angeles 100 at Atlanta 85 (-15)
April 20 ..... L ..... Atlanta 96 at Los Angeles 104 (-8)

1969-70 (4-5)
Western Division Semifinals (4-1)
March 24 ..... W ..... Chicago 111 at Atlanta 129 (+18)
March 28 ..... W ..... Chicago 104 at Atlanta 124 (+20)
March 31 ..... W ..... Atlanta 106 at Chicago 101 (+5)
April 3 ..... L ..... Atlanta 120 at Chicago 131 (-11)
April 5 ..... W ..... Chicago 107 at Atlanta 113 (+6)

Western Division Finals (0-4)
April 12 ..... L ..... Los Angeles 119 at Atlanta 115 (-4)
April 14 ..... L ..... Los Angeles 105 at Atlanta 94 (-11)
April 16 ..... L ..... Atlanta 114 at Los Angeles 115 (-1)
April 19 ..... L ..... Atlanta 114 at Los Angeles 133 (-19)

1970-71 (1-4)
Eastern Conference Semifinals (1-4)
March 25 ..... L ..... Atlanta 101 at New York 112 (-11)
March 27 ..... W ..... Atlanta 113 at New York 104 (+9)
March 28 ..... L ..... New York 110 at Atlanta 95 (-15)
March 30 ..... L ..... New York 113 at Atlanta 107 (-6)
April 1 ..... L ..... Atlanta 107 at New York 111 (-4)

1971-72 (2-4)
Eastern Conference Semifinals (2-4)
March 29 ..... L ..... Atlanta 108 at Boston 126 (-18)
March 31 ..... W ..... Boston 104 at Atlanta 113 (+9)
April 2 ..... L ..... Atlanta 113 at Boston 136 (-23)
April 4 ..... W ..... Boston 110 at Atlanta 112 (+2)
April 7 ..... L ..... Atlanta 114 at Boston 124 (-10)
April 9 ..... L ..... Boston 127 at Atlanta 118 (-9)

1972-73 (2-4)
Eastern Conference Semifinals (2-4)
April 1 ..... L ..... Atlanta 109 at Boston 134 (-25)
April 4 ..... L ..... Boston 126 at Atlanta 113 (-13)
April 6 ..... W ..... Atlanta 118 at Boston 105 (+13)
April 8 ..... W ..... Boston 94 at Atlanta 97 (+3)
April 11 ..... L ..... Atlanta 101 at Boston 108 (-7)
April 13 ..... L ..... Boston 121 at Atlanta 103 (-18)

1977-78 (0-2)
Eastern Conference First Round (0-2)
April 12 ..... L ..... Atlanta 94 at Washington 103 (-9)
April 14 ..... L ..... Washington 107 at Atlanta 103 (-4)

1978-79 (5-4)
Eastern Conference First Round (2-0)
April 11 ..... W ..... Atlanta 109 at Houston 106 (+3)
April 13 ..... W ..... Houston 91 at Atlanta 100 (+9)

Eastern Conference Semifinals (3-4)
April 15 ..... L ..... Atlanta 89 at Washington 103 (-14)
April 17 ..... W ..... Atlanta 107 at Washington 99 (+8)
April 20 ..... L ..... Washington 89 at Atlanta 77 (-12)
April 22 ..... L ..... Washington 120 at Atlanta 118 (-2)
April 24 ..... W ..... Atlanta 107 at Washington 103 (+4)
April 26 ..... W ..... Washington 86 at Atlanta 104 (+18)
April 29 ..... L ..... Atlanta 94 at Washington 100 (-6)

1979-80 (1-4)
Eastern Conference Semifinals (1-4)
April 6 ..... L ..... Atlanta 104 at Philadelphia 107 (-3)
April 9 ..... L ..... Atlanta 92 at Philadelphia 99 (-7)
April 10 ..... W ..... Philadelphia 93 at Atlanta 105 (+12)
April 13 ..... L ..... Philadelphia 107 at Atlanta 83 (-24)
April 15 ..... L ..... Atlanta 100 at Philadelphia 105 (-5)

1981-82 (0-2)
Eastern Conference First Round (0-2)
April 21 ..... L ..... Atlanta 76 at Philadelphia 111 (-35)
April 23 ..... L ..... Philadelphia 98 at Atlanta 95 (-3)

Eastern Conference Semifinals (2-4)
May 2 ..... W ..... Atlanta 103 at Chicago 95 (+8)
May 4 ..... L ..... Atlanta 73 at Chicago 86 (-13)
May 6 ..... L ..... Chicago 99 at Atlanta 82 (-17)
May 8 ..... W ..... Chicago 88 at Atlanta 100 (+12)
May 10 ..... L ..... Atlanta 83 at Chicago 95 (-12)
May 12 ..... L ..... Chicago 93 at Atlanta 73 (-20)

HAWKS PLAYOFF SCORES, CONT.

1982-83 (1-2)
Eastern Conference First Round (1-2)
April 19 ..... L ..... Atlanta 95 at Boston 103 (-8)
April 22 ..... W ..... Boston 93 at Atlanta 95 (+2)
April 24 ..... L ..... Atlanta 79 at Boston 98 (-19)

1983-84 (2-3)
Eastern Conference First Round (2-3)
April 17 ..... L ..... Atlanta 89 at Milwaukee 105 (-16)
April 19 ..... L ..... Atlanta 87 at Milwaukee 101 (-14)
April 21 ..... W ..... Milwaukee 94 at Atlanta 103 (+9)
April 24 ..... W ..... Milwaukee 97 at Atlanta 100 (+3)
April 26 ..... L ..... Atlanta 89 at Milwaukee 118 (-29)

1985-86 (4-5)
Eastern Conference First Round (3-1)
April 17 ..... W ..... Detroit 122 at Atlanta 140 (+18)
April 19 ..... W ..... Detroit 125 at Atlanta 137 (+12)
April 22 ..... L ..... Atlanta 97 at Detroit 106 (-9)
April 25 ..... W ..... Atlanta 114 at Detroit 113 (+1)

Eastern Conference Semifinals (1-4)
April 27 ..... L ..... Atlanta 91 at Boston 103 (-12)
April 29 ..... L ..... Atlanta 108 at Boston 119 (-11)
May 2 ..... L ..... Boston 111 at Atlanta 107 (-4)
May 4 ..... W ..... Boston 94 at Atlanta 106 (+12)
May 6 ..... L ..... Atlanta 99 at Boston 132 (-33)

1986-87 (4-5)
Eastern Conference First Round (3-1)
April 24 ..... W ..... Indiana 94 at Atlanta 110 (+16)
April 26 ..... W ..... Indiana 93 at Atlanta 94 (+1)
April 29 ..... L ..... Atlanta 87 at Indiana 96 (-9)
May 1 ..... W ..... Atlanta 101 at Indiana 97 (+4)

Eastern Conference Semifinals (1-4)
May 3 ..... L ..... Detroit 112 at Atlanta 111 (-1)
May 5 ..... W ..... Detroit 102 at Atlanta 115 (+13)
May 8 ..... L ..... Atlanta 99 at Detroit 108 (-9)
May 10 ..... L ..... Atlanta 88 at Detroit 89 (-1)
May 13 ..... L ..... Detroit 101 at Atlanta 96 (-5)

1987-88 (6-6)
Eastern Conference First Round (3-2)
April 29 ..... W ..... Milwaukee 107 at Atlanta 110 (+3)
May 1 ..... W ..... Milwaukee 97 at Atlanta 104 (+7)
May 4 ..... L ..... Atlanta 115 at Milwaukee 123 (-8)
May 6 ..... L ..... Atlanta 99 at Milwaukee 105 (-6)
May 8 ..... W ..... Milwaukee 111 at Atlanta 121 (+10)

Eastern Conference Semifinals (3-4)
May 11 ..... L ..... Atlanta 101 at Boston 110 (-9)
May 13 ..... L ..... Atlanta 97 at Boston 108 (-11)
May 15 ..... W ..... Boston 92 at Atlanta 110 (+18)
May 16 ..... W ..... Boston 109 at Atlanta 118 (+9)
May 18 ..... W ..... Atlanta 112 at Boston 104 (+8)
May 20 ..... L ..... Boston 102 at Atlanta 100 (-2)
May 22 ..... L ..... Atlanta 116 at Boston 118 (-2)

1988-89 (2-3)
Eastern Conference First Round (2-3)
April 27 ..... W ..... Milwaukee 92 at Atlanta 100 (+8)
April 29 ..... L ..... Milwaukee 108 at Atlanta 98 (-10)
May 2 ..... L ..... Atlanta 113 at Milwaukee 117 (-4)
May 5 ..... W ..... Atlanta 113 at Milwaukee 106 (+7)
May 7 ..... L ..... Milwaukee 96 at Atlanta 92 (-4)

1990-91 (2-3)
Eastern Conference First Round (2-3)
April 26 ..... W ..... Atlanta 103 at Detroit 98 (+5)
April 28 ..... L ..... Atlanta 88 at Detroit 101 (-13)
April 30 ..... L ..... Detroit 103 at Atlanta 91 (-12)
May 2 ..... W ..... Detroit 111 at Atlanta 123 (+12)
May 5 ..... L ..... Atlanta 81 at Detroit 113 (-32)

1992-93 (0-3)
Eastern Conference First Round (0-3)
April 30 ..... L ..... Atlanta 90 at Chicago 114 (-24)
May 2 ..... L ..... Atlanta 102 at Chicago 117 (-15)
May 4 ..... L ..... Chicago 98 at Atlanta 88 (-10)

1993-94 (5-6)
Eastern Conference First Round (3-2)
April 28 ..... L ..... Miami 93 at Atlanta 88 (-5)
April 30 ..... W ..... Miami 86 at Atlanta 104 (+18)
May 3 ..... L ..... Atlanta 86 at Miami 90 (-4)
May 5 ..... W ..... Atlanta 103 at Miami 89 (+14)
May 8 ..... W ..... Miami 91 at Atlanta 102 (+11)

Eastern Conference Semifinals (2-4)
May 10 ..... L ..... Indiana 96 at Atlanta 85 (-11)
May 12 ..... W ..... Indiana 69 at Atlanta 92 (+23)
May 14 ..... L ..... Atlanta 81 at Indiana 101 (-20)
May 15 ..... L ..... Atlanta 86 at Indiana 102 (-16)
May 17 ..... W ..... Indiana 76 at Atlanta 88 (+12)
May 19 ..... L ..... Atlanta 79 at Indiana 98 (-19)

1994-95 (0-3)
Eastern Conference First Round (0-3)
April 27 ..... L ..... Atlanta 82 at Indiana 90 (-8)
April 29 ..... L ..... Atlanta 97 at Indiana 105 (-8)
May 2 ..... L ..... Indiana 105 at Atlanta 89 (-16)

1995-96 (4-6)
Eastern Conference First Round (3-2)
April 25 ..... W ..... Atlanta 92 at Indiana 80 (+12)
April 27 ..... L ..... Atlanta 94 at Indiana 102 (ot) (-8)
April 29 ..... W ..... Indiana 83 at Atlanta 90 (+7)
May 2 ..... L ..... Indiana 83 at Atlanta 75 (-8)
May 5 ..... W ..... Atlanta 89 at Indiana 87 (+2)

Eastern Conference Semifinals (1-4)
May 8 ..... L ..... Atlanta 105 at Orlando 117 (-12)
May 10 ..... L ..... Atlanta 94 at Orlando 120 (-26)
May 12 ..... L ..... Orlando 103 at Atlanta 96 (-7)
May 13 ..... W ..... Orlando 99 at Atlanta 104 (+5)
May 15 ..... L ..... Atlanta 88 at Orlando 96 (-8)

1996-97 (4-6)
Eastern Conference First Round (3-2)
April 25 ..... W ..... Detroit 75 at Atlanta 89 (+14)
April 27 ..... L ..... Detroit 93 at Atlanta 80 (-13)
April 29 ..... L ..... Atlanta 91 at Detroit 99 (-8)
May 2 ..... W ..... Atlanta 94 at Detroit 82 (+12)
May 4 ..... W ..... Detroit 79 at Atlanta 84 (+5)

Eastern Conference Semifinals (1-4)
May 6 ..... L ..... Atlanta 97 at Chicago 100 (-3)
May 8 ..... W ..... Atlanta 103 at Chicago 95 (+8)
May 10 ..... L ..... Chicago 100 at Atlanta 80 (-20)
May 11 ..... L ..... Chicago 89 at Atlanta 80 (-9)
May 13 ..... L ..... Atlanta 92 at Chicago 107 (-15)

1997-98 (1-3)
Eastern Conference First Round (1-3)
April 23 ..... L ..... Atlanta 87 at Charlotte 97 (-10)
April 25 ..... L ..... Atlanta 85 at Charlotte 92 (-7)
April 28 ..... W ..... Charlotte 64 at Atlanta 96 (+32)
May 1 ..... L ..... Charlotte 91 at Atlanta 82 (-9)

1998-99 (3-6)
Eastern Conference First Round (3-2)
May 8 ..... W ..... Detroit 70 at Atlanta 90 (+20)
May 10 ..... W ..... Detroit 69 at Atlanta 89 (+20)
May 12 ..... L ..... Atlanta 63 at Detroit 79 (-16)
May 14 ..... L ..... Atlanta 82 at Detroit 103 (-21)
May 16 ..... W ..... Detroit 75 at Atlanta 87 (+12)

Eastern Conference Semifinals (0-4)
May 18 ..... L ..... New York 100 at Atlanta 92 (-8)
May 20 ..... L ..... New York 77 at Atlanta 70 (-7)
May 23 ..... L ..... Atlanta 78 at New York 90 (-12)
May 24 ..... L ..... Atlanta 66 at New York 79 (-13)

2007-08 (3-4)
Eastern Conference First Round (3-4)
April 20 ..... L ..... Atlanta 81 at Boston 104 (-23)
April 23 ..... L ..... Atlanta 77 at Boston 96 (-19)
April 26 ..... W ..... Boston 93 at Atlanta 102 (+9)
April 28 ..... W ..... Boston 92 at Atlanta 97 (+5)
April 30 ..... L ..... Atlanta 85 at Boston 110 (-25)
May 2 ..... W ..... Boston 100 at Atlanta 103 (+3)
May 4 ..... L ..... Atlanta 65 at Boston 99 (-34)

2008-09 (4-7)
Eastern Conference First Round (4-3)
April 19 ..... W ..... Miami 64 at Atlanta 90 (+26)
April 22 ..... L ..... Miami 108 at Atlanta 93 (-15)
April 25 ..... L ..... Atlanta 78 at Miami 107 (-29)
April 27 ..... W ..... Atlanta 81 at Miami 71 (+10)
April 29 ..... W ..... Miami 91 at Atlanta 106 (+15)
May 1 ..... L ..... Atlanta 72 at Miami 98 (-26)
May 3 ..... W ..... Miami 78 at Atlanta 91 (+13)

Eastern Conference Semifinals (0-4)
May 5 ..... L ..... Atlanta 72 at Cleveland 99 (-27)
May 7 ..... L ..... Atlanta 85 at Cleveland 105 (-20)
May 9 ..... L ..... Cleveland 97 at Atlanta 82 (-15)
May 11 ..... L ..... Cleveland 84 at Atlanta 74 (-10)

2009-10 (4-7)
Eastern Conference First Round (4-3)
April 17 ..... W ..... Milwaukee 92 at Atlanta 102 (+10)
April 20 ..... W ..... Milwaukee 86 at Atlanta 96 (+10)
April 24 ..... L ..... Atlanta 89 at Milwaukee 107 (-18)
April 26 ..... L ..... Atlanta 104 at Milwaukee 111 (-7)
April 28 ..... L ..... Milwaukee 91 at Atlanta 87 (-4)
April 30 ..... W ..... Atlanta 83 at Milwaukee 69 (+14)
May 2 ..... W ..... Milwaukee 74 at Atlanta 95 (+21)

Eastern Conference Semifinals (0-4)
May 4 ..... L ..... Atlanta 71 at Orlando 114 (-43)
May 6 ..... L ..... Atlanta 98 at Orlando 112 (-14)
May 8 ..... L ..... Orlando 105 at Atlanta 75 (-30)
May 10 ..... L ..... Orlando 98 at Atlanta 84 (-14)

2010-11 (6-6)
Eastern Conference First Round (4-2)
April 16 ..... W ..... Atlanta 103 at Orlando 93 (+10)
April 19 ..... L ..... Atlanta 82 at Orlando 88 (-6)
April 22 ..... W ..... Orlando 84 at Atlanta 88 (+4)
April 24 ..... W ..... Orlando 85 at Atlanta 88 (+3)
April 26 ..... L ..... Atlanta 76 at Orlando 101 (-25)
April 28 ..... W ..... Orlando 81 at Atlanta 84 (+3)

HAWKS PLAYOFF SCORES, CONT.

2011-12 (2-4)
Eastern Conference First Round (2-4)
April 29 ..... W ..... Boston 74 at Atlanta 83 (+9)
May 1 ..... L ..... Boston 87 at Atlanta 80 (-7)
May 4 ..... L ..... Atlanta 84 at Boston 90 OT (-6)
May 6 ..... L ..... Atlanta 79 at Boston 101 (-22)
May 8 ..... W ..... Boston 86 at Atlanta 87 (+1)
May 10 ..... L ..... Atlanta 80 at Boston 83 (-3)

2012-13 (2-4)
Eastern Conference First Round (2-4)
April 21 ..... L ..... Atlanta 90 at Indiana 107 (-17)
April 24 ..... L ..... Atlanta 98 at Indiana 113 (-15)
April 27 ..... W ..... Indiana 69 at Atlanta 90 (+21)
April 29 ..... W ..... Indiana 91 at Atlanta 102 (+11)
May 1 ..... L ..... Atlanta 83 at Indiana 106 (-23)
May 3 ..... L ..... Indiana 81 at Atlanta 73 (-8)

2013-14 (3-4)
Eastern Conference First Round (3-4)
April 19 ..... W ..... Atlanta 101 at Indiana 93 (+8)
April 22 ..... L ..... Atlanta 85 at Indiana 101 (-16)
April 24 ..... W ..... Indiana 85 at Atlanta 98 (+13)
April 26 ..... L ..... Indiana 91 at Atlanta 88 (-3)
April 28 ..... W ..... Atlanta 107 at Indiana 97 (+10)
May 1 ..... L ..... Indiana 95 at Atlanta 88 (-7)
May 3 ..... L ..... Atlanta 80 at Indiana 92 (-12)

2014-15 (8-8)
Eastern Conference First Round (4-2)
April 19 ..... W ..... Brooklyn 92 at Atlanta 99 (+7)
April 22 ..... W ..... Brooklyn 91 at Atlanta 96 (+5)
April 25 ..... L ..... Atlanta 83 at Brooklyn 91 (-8)
April 27 ..... L ..... Atlanta 115 at Brooklyn 120, OT (-5)
April 29 ..... W ..... Brooklyn 97 at Atlanta 107 (+10)
May 1 ..... W ..... Atlanta 111 at Brooklyn 87 (+24)

Eastern Conference Semifinals (4-2)
May 3 ..... L ..... Washington 104 at Atlanta 98 (-6)
May 5 ..... W ..... Washington 90 at Atlanta 106 (+16)
May 9 ..... L ..... Atlanta 101 at Washington 103 (-2)
May 11 ..... W ..... Atlanta 106 at Washington 101 (+5)
May 13 ..... W ..... Washington 81 at Atlanta 82 (+1)
May 15 ..... W ..... Atlanta 94 at Washington 91 (+3)

Eastern Conference Finals (0-4)
May 20 ..... L ..... Cleveland 97 at Atlanta 89 (-8)
May 22 ..... L ..... Cleveland 94 at Atlanta 82 (-12)
May 24 ..... L ..... Atlanta 111 at Cleveland 114, OT (-3)
May 26 ..... L ..... Atlanta 88 at Cleveland 118 (-30)

2015-16 (4-6)
Eastern Conference First Round (4-2)
April 16 ..... W ..... Boston 101 at Atlanta 102 (+1)
April 19 ..... W ..... Boston 72 at Atlanta 89 (+17)
April 22 ..... L ..... Atlanta 103 at Boston 111 (-8)
April 24 ..... L ..... Atlanta 95 at Boston 104, OT (-9)
April 26 ..... W ..... Boston 83 at Atlanta 110 (+27)
April 28 ..... W ..... Atlanta 104 at Boston 92 (+12)

Eastern Conference Semifinals (0-4)
May 2 ..... L ..... Atlanta 93 at Cleveland 104 (-11)
May 4 ..... L ..... Atlanta 98 at Cleveland 123 (-25)
May 6 ..... L ..... Cleveland 121 at Atlanta 108 (-13)
May 8 ..... L ..... Cleveland 100 at Atlanta 99 (-1)

2016-17 (2-4)
Eastern Conference First Round (2-4)
April 16 ..... L ..... Atlanta 107 at Washington 114 (-7)
April 19 ..... L ..... Atlanta 101 at Washington 109 (-8)
April 22 ..... W ..... Washington 98 at Atlanta 116 (+18)
April 24 ..... W ..... Washington 101 at Atlanta 111 (+10)
April 26 ..... L ..... Atlanta 99 at Washington 103 (-4)
April 28 ..... L ..... Washington 115 at Atlanta 99 (-16)

2019 NBA PLAYOFFS

FIRST ROUND

EASTERN CONFERENCE

MILWAUKEE vs. DETROIT
Bucks win series, 4-0

Apr. 14	Det.	86	at	Mil.	121
Apr. 17	Det.	99	at	Mil.	120
Apr. 20	Mil.	119	at	Det.	83
Apr. 22	Mil.	127	at	Det.	104

TORONTO vs. ORLANDO
Raptors win series, 4-1

Apr. 13	Orl.	104	at	Tor.	101
Apr. 16	Orl.	82	at	Tor.	111
Apr. 19	Tor.	98	at	Orl.	93
Apr. 21	Tor.	107	at	Orl.	85
Apr. 23	Orl.	96	at	Tor.	115

BOSTON vs. INDIANA
Celtics win series, 4-0

Apr. 14	Ind.	74	at	Bos.	84
Apr. 17	Ind.	91	at	Bos.	99
Apr. 19	Bos.	104	at	Ind.	96
Apr. 21	Bos.	110	at	Ind.	106

PHILADELPHIA vs. BROOKLYN
76ers win series, 4-1

Apr. 13	Bkn.	111	at	Phi.	102
Apr. 15	Bkn.	123	at	Phi.	145
Apr. 18	Phi.	131	at	Bkn.	115
Apr. 20	Phil.	112	at	Bkn.	108
Apr. 23	Bkn.	100	at	Phi.	122

WESTERN CONFERENCE

GOLDEN STATE vs. LA CLIPPERS
Warriors win series, 4-2

Apr. 13	LAC	104	at	GSW	121
Apr. 15	LAC	135	at	GSW	131
Apr. 18	GSW	132	at	LAC	105
Apr. 21	GSW	113	at	LAC	105
Apr. 24	LAC	129	at	GSW	121
Apr. 26	GSW	129	at	LAC	110

DENVER vs. SAN ANTONIO
Nuggets win series, 4-3

Apr. 13	SAS	101	at	Den.	96
Apr. 16	SAS	105	at	Den.	114
Apr. 18	Den.	108	at	SAS	118
Apr. 20	Den.	117	at	SAS	103
Apr. 23	SAS	90	at	Den.	108
Apr. 25	Den.	103	at	SAS	120
Apr. 27	SAS	86	at	Den.	90

PORTLAND vs. OKLAHOMA CITY
Trail Blazers win series, 4-1

Apr. 14	OKC	99	at	Por.	104
Apr. 16	OKC	94	at	Por.	114
Apr. 19	Por.	108	at	OKC	120
Apr. 21	Por.	111	at	OKC	98
Apr. 23	OKC	115	at	Por.	118

HOUSTON vs. UTAH
Rockets win series, 4-1

Apr. 14	Uta.	90	at	Hou.	122
Apr. 17	Uta.	98	at	Hou.	118
Apr. 20	Hou.	104	at	Uta.	101
Apr. 22	Hou.	107	at	Uta.	91
Apr. 24	Uta.	93	at	Hou.	100

CONFERENCE SEMIFINALS

EASTERN CONFERENCE

MILWAUKEE vs. BOSTON
Bucks win series, 4-1

Apr. 28	Bos.	112	at	Mil.	90
Apr. 30	Bos.	102	at	Mil.	123
May 3	Mil.	123	at	Bos.	116
May 6	Mil.	113	at	Bos.	101
May 8	Bos.	91	at	Mil.	116

TORONTO vs. PHILADELPHIA
Raptors win series, 4-3

Apr. 27	Phi.	95	at	Tor.	108
Apr. 29	Phi.	94	at	Tor.	89
May 2	Tor.	95	at	Phi.	116
May 5	Tor.	101	at	Phi.	96
May 7	Phi.	89	at	Tor.	125
May 9	Tor.	101	at	Phi.	112
May 12	Phi.	90	at	Tor.	92

WESTERN CONFERENCE

GOLDEN STATE vs. HOUSTON
Warriors win, 4-2

Apr. 28	Hou.	100	at	GSW	104	
Apr. 30	Hou.	109	at	GSW	115	
May 4	GSW	121	at	Hou.	126	OT
May 6	GSW	108	at	Hou.	112	
May 8	Hou.	99	at	GSW	104	
May 10	GSW	118	at	Hou.	113	

DENVER vs. PORTLAND
Trail Blazers win series, 4-3

Apr. 29	Por.	113	at	Den.	121	
May 1	Por.	97	at	Den.	90	
May 3	Den.	137	at	Por.	140	4OT
May 5	Den.	116	at	Por.	112	
May 7	Por.	98	at	Den.	124	
May 9	Den.	108	at	Por.	119	
May 12	Por.	100	at	Den.	96	

2019 NBA PLAYOFFS, CONTINUED

CONFERENCE FINALS

EASTERN CONFERENCE

MILWAUKEE vs. TORONTO
Raptors win series, 4-2

May 15	Tor.	100	at	Mil.	108
May 17	Tor.	103	at	Mil.	125
May 19	Mil.	112	at	Tor.	118
May 21	Mil.	102	at	Tor.	120
May 23	Tor.	105	at	Mil.	99
May 25	Mil.	94	at	Tor.	100

WESTERN CONFERENCE

GOLDEN STATE vs. PORTLAND
Warriors win series, 4-0

May 14	Por.	94	at	GSW	116
May 16	Por.	111	at	GSW	114
May 18	GSW	110	at	Por.	99
May 20	GSW	119	at	Por.	117

2019 NBA FINALS

GOLDEN STATE vs. TORONTO • Raptors win series, 4-2

May 30	GSW	109	at	Tor.	118
June 2	GSW	109	at	Tor.	104
June 5	Tor.	123	at	GSW	109
June 7	Tor.	105	at	GSW	92
June 10	GSW	106	at	Tor.	105
June 13	Tor.	114	at	GSW	110

ATLANTA HAWKS PLAYOFF HIGHS / ALL - TIME LEADERS

GAMES PLAYED

Al Horford	74
Jeff Teague	62
Tree Rollins	56
Josh Smith	52
Dominique Wilkins	51
Mookie Blaylock	50
Kevin Willis	49
Joe Johnson	47
Glenn Rivers	44
Marvin Williams	42

POINTS

Dominique Wilkins	1,345
Al Horford	958
Lou Hudson	894
Joe Johnson	846
Jeff Teague	823
Josh Smith	820
Mookie Blaylock	731
Kevin Willis	721
Steve Smith	718
Paul Millsap	692

REBOUNDS

Al Horford	620
Kevin Willis	444
Josh Smith	441
Paul Millsap	365
Dikembe Mutombo	299
Dominique Wilkins	276
Mookie Blaylock	250
Joe Johnson	208
Tree Rollins	202
Grant Long	194

ASSISTS

Glenn Rivers	332
Mookie Blaylock	326
Jeff Teague	290
Al Horford	221
Anthony Webb	198
Joe Johnson	183
Josh Smith	153
Dennis Schröder	144
Paul Millsap	128
Dominique Wilkins	123

FIELD GOALS MADE

Dominique Wilkins	488
Al Horford	406
Lou Hudson	367
Joe Johnson	319
Josh Smith	306
Kevin Willis	302
Jeff Teague	289
Mookie Blaylock	263
Steve Smith	240
Paul Millsap	235

FIELD GOALS ATTEMPTED

Dominique Wilkins	1,138
Al Horford	840
Joe Johnson	782
Josh Smith	725
Jeff Teague	719
Mookie Blaylock	702
Kevin Willis	592
Steve Smith	574
Paul Millsap	548
Glenn Rivers	431

FREE THROWS MADE

Dominique Wilkins	350
Jeff Teague	193
Josh Smith	193
Paul Millsap	187
Steve Smith	169
Glenn Rivers	166
Lou Hudson	160
Joe Johnson	144
Al Horford	132
Kevin Willis	115

FREE THROWS ATTEMPTED

Dominique Wilkins	426
Josh Smith	283
Paul Millsap	242
Jeff Teague	222
Glenn Rivers	221
Steve Smith	204
Lou Hudson	199
Joe Johnson	186
Al Horford	173
Kevin Willis	169

SCORING AVERAGE (Minimum 10 Games)

Dominique Wilkins	26.4	Steve Smith	19.9
Pete Maravich	25.5	Joe Caldwell	19.4
Lou Hudson	24.2	Joe Johnson	18.0
Zelmo Beaty	22.5	Paul Millsap	17.7
Danny Manning	20.0	Dan Roundfield	17.7

PLAYOFF HIGHS / ALL - TIME, CONTINUED

HAWKS FRANCHISE PLAYOFF LEADERS

Games Played
Cliff Hagan....90

Points
Bob Pettit....2,240

Rebounds
Bob Pettit....1,304

Assists
Lenny Wilkens....372

Field Goals Made
Bob Pettit....766

Field Goals Attempted
Bob Pettit....1,834

Free Throws Made
Bob Pettit....708

Free Throws Attempted
Bob Pettit....915

Scoring Average
(Minimum 10 Games)
Dominique Wilkins....26.4

HAWKS INDIVIDUAL PLAYOFF RECORDS (*) NBA RECORD

TOTAL	PLAYER	TEAM	DATE
MOST POINTS			
50	Dominique Wilkins	Atlanta vs. Detroit	4-19-86
50	Bob Pettit	St. Louis vs. Boston	4-12-58
47	Dominique Wilkins	Atlanta at Boston	5-22-88
46	Zelmo Beaty	St. Louis vs. San Francisco	3-23-68
MOST REBOUNDS			
36	Bill Bridges	Atlanta at New York	3-27-71
32	Bill Bridges	St. Louis vs. San Francisco	4-05-67
25	Bill Bridges	Atlanta at Chicago	4-03-70
23	Walt Bellamy	Atlanta vs. Chicago	4-05-70
22	Bill Bridges	Atlanta vs. Houston	3-27-69
FIELD GOALS MADE			
19	Paul Millsap	Atlanta at Boston	4-24-16
19	Dominique Wilkins	Atlanta at Boston	5-22-88
19	Dominique Wilkins	Atlanta vs. Detroit	4-19-86
19	Bob Pettit	St. Louis vs. Boston	4-12-58
FIELD GOALS ATTEMPTED			
37	Dominique Wilkins	Atlanta vs. Indiana	4-26-87
37	Dominique Wilkins	Atlanta at Detroit	4-25-86
34	Bob Pettit	two times	
FREE THROWS MADE			
19	Bob Pettit	St. Louis vs. Boston	4-09-58
18	Zelmo Beaty	St. Louis vs. San Francisco	3-23-68
16	Pete Maravich	Atlanta vs. New York	4-01-71
16	Lenny Wilkens	St. Louis vs. Chicago	3-21-67
FREE THROWS ATTEMPTED			
24	Bob Pettit	St. Louis vs. Boston	4-09-58
22	Bill Bridges	St. Louis at San Francisco	4-01-67
21	Zelmo Beaty	St. Louis vs. San Francisco	3-23-67
20	Pete Maravich	Atlanta vs. New York	4-01-71
MOST ASSISTS			
22	Glenn Rivers	Atlanta vs. Boston	5-16-88
18	Mookie Blaylock	Atlanta vs. Miami	5-08-94
18	Glenn Rivers	Atlanta at Boston	5-22-88
18	Anthony Webb	Atlanta vs. Detroit	4-19-86
MOST STEALS			
8	Mookie Blaylock	Atlanta vs. Indiana	4-29-96
6	Kyle Korver	Atlanta vs. Washington	5-13-15
6	Grant Long	Atlanta at New York	5-24-99
5	seven times		
MOST BLOCKED SHOTS			
7	Josh Smith	Atlanta vs. Boston	4-28-08
6	Dikembe Mutombo	Atlanta at Detroit	5-12-99
6	Dikembe Mutombo	Atlanta vs. Detroit	5-08-99
6	Dikembe Mutombo	Atlanta vs. Detroit	5-04-97

ATLANTA / ST. LOUIS PLAYOFF TEAM RECORDS

MOST POINTS

145	St. Louis at Detroit	3-25-58
143	St. Louis at Minneapolis	3-25-57
140	Atlanta vs. Detroit	4-17-86
137	Atlanta vs. Detroit	4-19-86
136	St. Louis at San Francisco	4-01-67

FEWEST POINTS

63	Atlanta at Detroit	5-12-99
65	Atlanta at Boston	5-04-08
66	Atlanta at New York	5-24-99
70	Atlanta vs. New York	5-20-99
71	two times	

LARGEST WINNING MARGIN

+44	St. Louis 145 at Detroit 101	3-25-58
+34	St. Louis 124 vs. Minneapolis 90	3-21-59
+32	Atlanta 96 vs. Charlotte 64	4-28-98
+30	St. Louis 127 vs. Minneapolis 97	3-24-59

LARGEST LOSING MARGIN

-58	St. Louis 75 at Minneapolis 133 (*)	3-25-58
-43	Atlanta 71 at Orlando 114	5-04-10
-35	Atlanta 76 at Philadelphia 111	4-21-82
-35	St. Louis 85 at San Francisco 120	4-03-64
-34	two times	

MOST POINTS, FIRST HALF

71	Atlanta vs. Detroit	4-17-86
68	Atlanta vs. Detroit	4-19-86
67	Atlanta vs. Orlando	5-13-96
66	Atlanta vs. Boston	5-16-88
64	Atlanta vs. Washington	4-22-17

FEWEST POINTS, FIRST HALF

26	Atlanta at Boston	5-04-08
27	Atlanta at Detroit	5-12-99
29	Atlanta vs. Indiana	5-03-13
29	Atlanta at Miami	4-25-09
30	St. Louis at Minneapolis	3-19-56

MOST POINTS, SECOND HALF

69	Atlanta at Boston	5-18-88
69	Atlanta vs. Detroit	4-19-86
69	Atlanta vs. Detroit	4-17-86
65	Atlanta vs. Detroit	5-02-91
63	three times	

FEWEST POINTS, SECOND HALF

28	Atlanta at Cleveland	5-05-09
28	Atlanta vs. Chicago	5-10-97
29	Atlanta at New York	5-24-99
30	Atlanta at Miami	5-01-09
31	Atlanta vs. Miami	4-19-09

MOST POINTS, FIRST QUARTER

44	Atlanta vs. Orlando	5-13-96
40	St. Louis at Detroit	3-25-58
38	Atlanta vs. Washington	4-22-17
37	Atlanta vs. Washington	5-03-15
36	two times	

FEWEST POINTS, FIRST QUARTER

9	Atlanta at Boston	5-13-88
12	Atlanta at Miami	4-25-09
13	Atlanta at Orlando	4-26-11
13	Atlanta at Detroit	5-12-99
14	Atlanta at Milwaukee	4-19-84

MOST POINTS, SECOND QUARTER

45	St. Louis vs. Ft. Wayne	3-14-57
41	Atlanta at Indiana	4-28-14
41	Atlanta vs. Detroit	4-17-86
39	Atlanta vs. Miami	4-29-09
39	Atlanta vs. Detroit	4-19-86

FEWEST POINTS, SECOND QUARTER

9	Atlanta vs. Indiana	5-03-13
10	Atlanta at Orlando	5-04-10
10	Atlanta at Boston	5-04-08
12	Atlanta at Indiana	5-19-94
13	Atlanta at Indiana	5-03-14

MOST POINTS, THIRD QUARTER

42	Atlanta vs. Boston	4-26-16
41	Atlanta at Brooklyn	5-01-15
39	Atlanta at Boston	4-28-16
38	St. Louis vs. San Francisco	4-01-67
36	two times	

FEWEST POINTS, THIRD QUARTER

6	Atlanta at Boston (*)	5-06-86
11	Atlanta at Orlando	5-04-10
11	Atlanta at New York	5-23-99
11	Atlanta vs. Chicago	5-11-97
12	three times	

MOST POINTS, FOURTH QUARTER

43	Atlanta at Boston	5-18-88
38	Atlanta vs. Detroit	5-02-91
38	Atlanta at Boston	5-06-86
37	Atlanta vs. Detroit	4-17-86
36	Atlanta vs. Detroit	4-19-86

FEWEST POINTS, FOURTH QUARTER

11	Atlanta at Cleveland	5-05-09
11	Atlanta vs. Indiana	5-02-96
12	Atlanta vs. Chicago	5-10-97
13	Atlanta at Washington	4-15-79
14	four times	

ATLANTA / STL PLAYOFF TEAM RECORDS, CONT. (*) NBA RECORD

MOST POINTS, OVERTIME

17	St. Louis at Minneapolis (1st OT)	3-25-57

FEWEST POINTS, OVERTIME

3	Atlanta at Boston	4-24-16

MOST FIELD GOALS MADE-GAME

59	Atlanta vs. Chicago	3-25-70
56	St. Louis at Minneapolis	3-25-57
55	St. Louis vs. Detroit	3-25-58
52	Atlanta at Boston	5-22-88
51	Atlanta vs. Detroit	4-17-86

FEWEST FIELD GOALS MADE-GAME

22	St. Louis at Minnesota	3-19-56
23	two times	
24	four times	
25	three times	

MOST FIELD GOALS ATT.-GAME

117	St. Louis vs. San Francisco	4-10-67
105	Atlanta vs. Houston (San Diego)	3-29-69
101	Atlanta at Detroit	4-25-86
100	Atlanta at Boston	4-24-16
98	Atlanta at Houston	4-11-79

FEWEST FIELD GOALS ATT.-GAME

60	Atlanta at Boston	4-23-08
64	two times	
65	two times	
66	five times	

HIGHEST FIELD GOAL PCT.-GAME

.598	Atlanta vs. Detroit	4-19-86
.571	Atlanta at Boston	5-22-88
.564	Atlanta vs. Milwaukee	5-08-88
.560	Atlanta vs. Detroit	4-17-86
.543	two times	

LOWEST FIELD GOAL PCT.-GAME

.242	St. Louis at Minneapolis	3-19-56
.293	Atlanta at Boston	5-04-08
.295	Atlanta at New York	5-24-99
.296	Atlanta vs. New York	5-20-99
.297	Atlanta at Detroit	5-05-91

MOST 3FGM - GAME

16	Atlanta vs. Cleveland	5-06-16
15	Atlanta at Indiana	4-28-14
14	Atlanta vs. Boston	4-26-16
13	four times	
12	five times	

MOST 3FGA - GAME

44	Atlanta at Indiana	5-03-14
43	Atlanta at Boston	4-24-16
38	Atlanta vs. Washington	5-03-15
36	Atlanta vs. Boston	4-26-16
35	Atlanta vs. Indiana	5-01-14

MOST FREE THROWS MADE-GAME

54	St. Louis vs. Minneapolis	3-17-56
44	Atlanta vs. Detroit	5-02-91
44	St. Louis vs. San Francisco	4-01-67
44	St. Louis vs. Boston	4-09-58
39	Atlanta vs. Detroit	4-19-86

FEWEST FREE THROWS MADE-GAME

7	Atlanta at Indiana	4-21-13
7	Atlanta vs. Cleveland	5-09-09
7	Atlanta vs. Washington	4-20-79
9	six times	
10	five times	

MOST FREE THROWS ATT.-GAME

70	St. Louis vs. Minneapolis (*)	3-17-56
57	St. Louis vs. Boston	4-09-58
53	Atlanta vs. Detroit	4-19-86
51	Atlanta vs. Detroit	5-02-91
48	Atlanta vs. Houston (San Diego)	4-06-69

FEWEST FREE THROWS ATT.-GAME

10	Atlanta at Boston	5-10-12
10	Atlanta vs. Washington	4-20-79
11	Atlanta vs. Cleveland	5-09-09
12	two times	
13	four times	

MOST REBOUNDS-GAME

82	St. Louis vs. Los Angeles	4-09-66
63	Atlanta vs. Washington	4-20-79
60	Atlanta vs. Houston (San Diego)	4-06-69
56	Atlanta vs. Indiana	5-12-94
55	two times	

FEWEST REBOUNDS-GAME

23	Atlanta vs. Cleveland	5-09-09
28	four times	
29	three times	

MOST ASSISTS-GAME

40	Atlanta vs. Chicago	4-19-86
38	Atlanta vs. Boston	5-16-88
37	Atlanta vs. Boston	5-15-88
36	Atlanta vs. Detroit	4-17-86
34	Atlanta at Brooklyn	5-01-15

OPPONENT INDIVIDUAL PLAYOFF RECORDS (*) NBA RECORD

TOTAL	PLAYER	TEAM	DATE
MOST POINTS			
54	John Havlicek	Boston vs. Atlanta	4-01-73
50	Wilt Chamberlain	San Francisco vs. St. Louis	4-10-64
47	LeBron James	Cleveland at Atlanta	5-09-09
47	Rick Barry	San Francisco vs. St. Louis	4-16-67
47	Elgin Baylor	Los Angeles at St. Louis	3-27-61
MOST REBOUNDS			
40	Bill Russell	Boston vs. St. Louis	3-29-60
38	Bill Russell	Boston vs. St. Louis	4-11-61
26	Dave DeBusschere	Detroit vs. St. Louis	3-24-63
24	Moses Malone	Houston at Atlanta	4-13-79
20	three times		
FIELD GOALS MADE			
24*	John Havlicek	Boston vs. Atlanta	4-01-73
22	Wilt Chamberlain	San Francisco at St. Louis	4-10-64
19	Wilt Chamberlain	San Francisco vs. St. Louis	4-16-64
19	Wilt Chamberlain	San Francisco at St. Louis	4-05-64
FIELD GOALS ATTEMPTED			
45	Elgin Baylor	Los Angeles vs. St. Louis	3-27-61
38	Rick Barry	San Francisco vs. St. Louis	4-16-67
37	LeBron James	Cleveland vs. Atlanta	5-24-15
36	John Havlicek	Boston vs. Atlanta	4-01-73
36	Wilt Chamberlain	San Francisco at St. Louis	4-05-64
THREE-POINT FIELD GOALS MADE			
8	two times		
7	three times		
6	four times		
THREE-POINT FIELD GOALS ATTEMPTED			
15	Kevin Love	Cleveland at Atlanta	5-08-16
14	Bradley Beal	Washington at Atlanta	4-24-17
13	J.R. Smith	Cleveland vs. Atlanta	5-04-16
FREE THROWS MADE			
18	Elgin Baylor	Minneapolis vs. St. Louis	3-17-60
17	Paul George	Indiana vs. Atlanta	4-21-13
16	Dwyane Wade	Miami vs. Atlanta	5-01-09
15	Dwight Howard	Orlando vs. Atlanta	4-19-11
15	Latrell Sprewell	New York at Atlanta	5-20-99
FREE THROWS ATTEMPTED			
23	Jerry West	Los Angeles vs. Atlanta	4-19-70
23	Elgin Baylor	Minneapolis at St. Louis	3-17-60
22	Dwight Howard	Orlando vs. Atlanta	4-16-11
19	Dwight Howard	Orlando vs. Atlanta	4-19-11
19	Rick Barry	San Francisco at St. Louis	4-05-67
MOST ASSISTS			
19	Bob Cousy	Boston vs. St. Louis	4-09-58
16	Rajon Rondo	Boston at Atlanta	4-29-12
16	Isiah Thomas	Detroit at Atlanta	4-17-86
MOST STEALS			
7	Dennis Johnson	Boston vs. Atlanta	4-29-86
BLOCKED SHOTS			
8	Darryl Dawkins	Philadelphia vs. Atlanta	4-21-82

OPPONENT TEAM PLAYOFF RECORDS (*) NBA RECORD

MOST POINTS		
143	San Francisco at St. Louis	4-01-67
140	Boston vs. St. Louis	3-27-60
136	Boston vs. Atlanta	4-02-72
136	Boston vs. St. Louis	3-30-58
135	Minneapolis vs. St. Louis	3-25-57
FEWEST POINTS		
64	Miami at Atlanta	4-19-09
64	Charlotte at Atlanta	4-28-98
69	Milwaukee vs. Atlanta	4-30-10
69	Indiana at Atlanta	4-27-13
69	Detroit at Atlanta	5-10-99
69	Indiana at Atlanta	5-12-94
MOST POINTS, FIRST HALF		
76	Cleveland vs. Atlanta	5-04-16
66	Boston vs. Atlanta	5-06-86
66	Detroit at Atlanta	4-19-86
65	two times	
64	two times	
FEWEST POINTS, FIRST HALF		
28	Boston at Atlanta	4-19-16
30	Indiana at Atlanta	4-27-13
32	Charlotte at Atlanta	4-28-98
32	Indiana at Atlanta	5-12-94
33	Boston vs. Atlanta	4-28-16
MOST POINTS, SECOND HALF		
78	San Francisco vs. St. Louis	4-01-67
74	Chicago vs. Atlanta	4-03-70
69	two times	
67	Boston at Atlanta	4-16-16
66	two times	
FEWEST POINTS, SECOND HALF		
25	Miami at Atlanta	4-19-09
25	Detroit at Atlanta	5-10-99
27	Detroit at Atlanta	5-08-99
29	Miami vs. Atlanta	4-27-09
31	New York vs. Atlanta	5-24-99
MOST POINTS, FIRST QUARTER		
38	Boston at Atlanta	5-16-88
38	Boston vs. Atlanta	5-11-88
37	Boston vs. Atlanta	4-22-16
36	three times	
FEWEST POINTS, FIRST QUARTER		
7	Boston at Atlanta	4-19-16
13	Milwaukee at Atlanta	5-02-10
14	Indiana at Atlanta	4-27-13
15	two times	
16	three times	
MOST POINTS, SECOND QUARTER		
46	Boston vs. St. Louis (*)	3-27-60
39	Cleveland vs. Atlanta	5-04-16
37	Detroit at Atlanta	5-02-91
35	Washington at Atlanta	4-28-17
FEWEST POINTS, SECOND QUARTER		
13	Indiana at Atlanta	4-26-14
13	Indiana vs. Atlanta	4-25-96
13	Indiana vs. Atlanta	4-27-95
13	Indiana at Atlanta	5-12-94
14	three times	
MOST POINTS, THIRD QUARTER		
44	Detroit vs. Atlanta	5-08-87
44	San Francisco vs. St. Louis	4-01-67
42	Chicago vs. Atlanta	4-03-70
38	two times	
36	two times	
FEWEST POINTS, THIRD QUARTER		
10	Detroit at Atlanta	5-10-99
11	Milwaukee vs. Atlanta	4-30-10
11	Detroit at Atlanta	5-08-99
12	Charlotte at Atlanta	4-28-98
13	Miami vs. Atlanta	4-27-09
MOST POINTS, FOURTH QUARTER		
41	Milwaukee at Atlanta	5-08-88
39	Detroit at Atlanta	5-13-87
36	two times	
35	Washington vs. Atlanta	4-19-17
34	two times	
FEWEST POINTS, FOURTH QUARTER		
7	Miami at Atlanta	4-19-09
10	Cleveland at Atlanta	5-22-15
11	Boston vs. Atlanta	5-06-12
11	Detroit at Atlanta	5-16-99
12	two times	
MOST POINTS, OVERTIME		
17	Minneapolis vs. St. Louis (1st OT)	3-25-57
FEWEST POINTS, OVERTIME		
4	Minneapolis vs. St. Louis (2nd OT)	3-25-57

OPPONENT PLAYOFF TEAM RECORDS, CONT. (*) NBA RECORD

MOST FIELD GOALS MADE-GAME

61	Boston vs. St. Louis	3-27-60
58	San Francisco vs. St. Louis	4-01-67
53	Chicago vs. Atlanta	4-03-70
52	Boston vs. Atlanta	4-29-86
50	two times	

FEWEST FIELD GOALS MADE-GAME

22	Indiana at Atlanta	4-27-13
23	Miami vs. Atlanta	4-27-09
25	Milwaukee vs. Atlanta	4-30-10
25	Charlotte at Atlanta	4-28-98
26	three times	

MOST FIELD GOALS ATT.-GAME

109	Chicago vs. Atlanta	4-03-70
108	Chicago at St. Louis	3-25-67
107	Detroit vs. Atlanta	4-25-86
102	three times	

FEWEST FIELD GOALS ATT.-GAME

61	Miami vs. Atlanta	4-27-09
63	Miami at Atlanta	5-03-09
65	four times	
66	Indiana vs. Atlanta	4-25-96
66	Indiana vs. Atlanta	5-01-87

HIGHEST FIELD GOAL PCT.-GAME

.608	Boston vs. Atlanta	5-22-88
.591	Boston at Atlanta	5-02-86
.588	Charlotte vs. Atlanta	4-23-98
.578	Orlando vs. Atlanta	5-08-96
.571	Boston vs. Atlanta	5-11-88

LOWEST FIELD GOAL PCT.-GAME

.272	Indiana at Atlanta	4-27-13
.318	two times	
.326	Milwaukee at Atlanta	5-02-10
.329	Milwaukee vs. Atlanta	4-30-10
.341	Boston at Atlanta	5-04-86

MOST 3FGM, GAME

25	Cleveland vs. Atlanta	5-04-16
21	Cleveland at Atlanta	5-06-16
16	two times	
15	two times	
14	three times	

MOST 3FGA, GAME

45	Cleveland vs. Atlanta	5-04-16
39	Cleveland at Atlanta	5-06-16
36	Cleveland vs. Atlanta	5-24-15
35	Boston at Atlanta	4-16-16
33	Boston vs. Atlanta	4-24-16

MOST FREE THROWS MADE-GAME

41	Milwaukee at Atlanta	5-04-88
41	Philadelphia vs. Atlanta	4-09-80
40	San Francisco at St. Louis	4-12-67
38	Philadelphia vs. Atlanta	4-06-80
36	two times	

FEWEST FREE THROWS MADE-GAME

8	six times	

MOST FREE THROWS ATT.-GAME

60	Los Angeles at Atlanta	4-12-70
53	San Francisco at St. Louis	4-12-67
49	Philadelphia vs. Atlanta	4-09-80
48	Philadelphia vs. Atlanta	4-06-80
47	two times	

FEWEST FREE THROWS ATT.-GAME

10	Chicago at Atlanta	5-12-11
11	Detroit vs. Atlanta	5-14-99
11	Chicago vs. Atlanta	5-10-97
12	four times	

MOST REBOUNDS-GAME

62	Chicago vs. Atlanta	4-30-93
58	Chicago vs. Atlanta	5-04-11
57	Washington at Atlanta	4-22-79
56	Cleveland vs. Atlanta	5-26-15
56	Cleveland vs. Atlanta	5-24-15

FEWEST REBOUNDS-GAME

21	Detroit vs. Atlanta	4-29-97
26	Detroit at Atlanta	5-16-99
27	Charlotte vs. Atlanta	4-23-98
27	Boston vs. Atlanta	5-22-88
29	Miami at Atlanta	4-29-09

HAWKS YEARLY PLAYOFF STATS

1968-69 PLAYOFF STATS

(Defeated San Diego, 4-2 ... Lost to Los Angeles, 4-1)

	G	Min	FGM	FGA	Pct.	FTM	FTA	Pct.	Reb	Asst	PF	DQ	Pts	Avg
Beaty	11	473	102	236	.432	43	64	.672	142	25	47	0	247	22.5
Hudson	11	424	101	216	.468	40	52	.769	59	32	43	1	242	22.0
Bridges	11	442	69	156	.442	34	48	.708	178	37	48	2	172	15.6
Caldwell	11	404	65	134	.485	32	69	.466	55	37	40	1	162	14.7
Hazzard	11	360	53	135	.393	48	61	.787	33	43	38	0	154	14.0
Ohl	11	194	30	86	.349	13	22	.591	13	16	25	0	73	6.6
Silas	11	258	21	58	.362	19	37	.514	92	21	32	0	61	5.5
Davis	8	52	4	15	.267	5	8	.625	17	1	7	0	13	1.6
Guerin	3	32	1	4	.250	1	2	.500	5	7	8	0	3	1.0
Harlicka	1	1	0	0	.000	0	0	.000	0	0	1	0	0	0.0

1969-70 PLAYOFF STATS

(Defeated Chicago, 4-1 ... Lost to Los Angeles, 4-0)

	G	Min	FGM	FGA	Pct.	FTM	FTA	Pct.	Reb	Asst	PF	DQ	Pts	Avg
Caldwell	9	393	93	198	.470	39	60	.650	45	38	34	1	225	25.0
Hudson	9	360	78	187	.417	41	50	.820	40	33	34	2	197	21.9
Hazzard	7	255	65	130	.500	20	32	.625	24	54	23	0	150	21.4
Bellamy	9	368	59	126	.468	33	46	.717	140	35	32	0	151	16.8
Guerin	2	56	13	21	.619	7	7	1.000	8	4	6	0	33	16.5
Bridges	9	381	44	110	.400	16	27	.593	154	29	37	1	104	11.6
Beard	9	146	31	65	.477	19	26	.731	26	8	19	0	81	9.0
Newmark	6	42	15	33	.455	4	4	1.000	12	2	8	0	34	5.7
Davis	9	117	14	37	.378	10	17	.588	30	6	24	1	38	4.2
Gregor	7	67	6	21	.286	4	6	.667	17	2	14	0	16	2.3

1970-71 PLAYOFF STATS

(Lost to New York, 4-1)

	G	Min	FGM	FGA	Pct.	FTM	FTA	Pct.	Reb	Asst	PF	DQ	Pts	Avg
Hudson	5	213	49	108	.454	29	39	.744	35	15	19	0	127	25.4
Maravich	5	199	46	122	.377	18	26	.692	26	24	14	0	110	22.0
Bellamy	5	216	41	69	.594	22	29	.759	72	10	16	0	104	20.8
Hazzard	5	202	25	76	.329	20	25	.800	25	27	22	1	70	14.0
Davis	5	119	17	36	.472	22	27	.815	22	4	17	1	56	11.2
Bridges	5	229	23	58	.397	3	9	.333	104	5	17	0	49	9.8
Chambers	4	22	3	9	.333	1	2	.500	5	0	4	0	7	1.8

1971-72 PLAYOFF STATS

(Lost to Boston, 4-2)

	G	Min	FGM	FGA	Pct.	FTM	FTA	Pct.	Reb	Asst	PF	DQ	Pts	Avg
Maravich	6	219	54	121	.446	58	71	.817	32	28	24	0	166	27.7
Hudson	6	266	63	139	.453	24	29	.828	33	21	13	0	150	25.0
Bellamy	6	247	42	86	.488	27	43	.628	82	11	20	0	111	18.5
Gilliam	6	173	28	71	.394	10	11	.909	30	33	15	0	66	11.0
Washington	6	209	28	58	.483	9	16	.563	48	10	20	0	65	10.8
Adams	6	188	20	56	.357	16	23	.696	38	12	25	1	56	9.3
Trapp	6	66	19	44	.432	3	8	.375	18	5	13	0	41	6.8
May	3	31	3	9	.333	6	8	.750	8	1	3	0	12	4.0
Payne	1	5	1	1	1.000	2	5	.400	4	0	1	0	4	4.0
Christian	6	34	3	8	.375	1	1	1.000	7	0	10	0	7	1.2
Haliburton	1	2	0	1	.000	0	0	.000	0	0	0	0	0	0.0

1972-73 PLAYOFF STATS

(Lost to Boston, 4-2)

	G	Min	FGM	FGA	Pct.	FTM	FTA	Pct.	Reb	Asst	PF	DQ	Pts	Avg
Hudson	6	255	76	166	.458	26	29	.897	47	17	16	0	178	29.7
Maravich	6	234	65	155	.419	27	34	.794	29	40	24	1	157	26.2
Bellamy	6	247	34	86	.395	14	31	.452	73	13	17	0	82	13.7
Gilliam	6	197	33	81	.407	5	5	1.000	21	31	19	1	71	11.8
Bracey	6	123	24	47	.511	11	16	.688	13	20	13	0	59	9.8
Washington	6	226	19	48	.396	5	17	.294	60	14	19	1	43	7.2
Trapp	6	99	11	32	.343	3	5	.600	21	3	21	0	25	4.2
Tschogl	3	11	5	8	.625	0	0	.000	4	1	0	0	10	3.3
Mast	4	15	5	5	1.000	0	0	.000	5	1	1	0	10	2.5
Wetzel	3	33	3	7	.429	0	0	.000	2	4	6	0	6	2.0

HAWKS YEARLY PLAYOFF STATS, CONT.

1977-78 PLAYOFF STATS

(Lost to Washington, 2-0)

	G	Min	FGM	FGA	Pct.	FTM	FTA	Pct.	Reb	Asst	PF	Stl	Blk	Pts	Avg
Drew	2	79	21	49	.429	10	16	.625	15	3	9	1	1	52	26.0
E. Johnson	2	64	12	19	.632	7	8	.875	6	6	10	8	1	31	15.5
Criss	2	65	10	24	.417	7	9	.778	4	3	5	4	1	27	13.5
McMillen	2	75	13	23	.565	0	0	.000	22	1	9	1	0	26	13.0
Hawes	2	71	7	18	.389	2	3	.667	17	8	5	1	2	16	8.0
Hill	2	61	6	15	.400	4	4	1.000	3	7	7	2	0	16	8.0
Rollins	2	51	7	12	.583	2	8	.250	9	1	8	1	4	16	8.0
O. Johnson	2	21	4	11	.364	0	0	—	3	2	4	1	1	8	4.0
Robertson	2	12	2	6	.333	1	2	.500	0	0	3	0	0	5	2.5
Brown	2	6	0	0	—	0	0	—	0	0	1	0	0	0	—

1978-79 PLAYOFF STATS

(Defeated Houston, 2-0 ... Lost to Washington, 4-3)

	G	Min	FGM	FGA	Pct.	FTM	FTA	Pct.	Reb	Asst	PF	Stl	Blk	Pts	Avg
Roundfield	9	338	61	133	.459	36	45	.800	106	25	44	8	23	158	17.6
Johnson	9	262	65	128	.508	18	25	.720	23	45	22	4	2	148	16.4
Drew	9	275	55	131	.420	35	46	.761	60	7	36	9	4	145	16.1
Furlow	9	244	55	113	.487	26	28	.929	32	29	15	7	2	136	15.1
Hawes	9	243	40	81	.494	9	12	.750	63	29	33	8	3	89	9.9
Hill	9	267	29	71	.408	8	12	.667	17	50	33	12	1	66	7.3
McMillen	9	163	20	46	.435	16	19	.842	34	7	21	2	1	56	6.2
Rollins	9	212	21	51	.412	9	13	.692	71	5	29	3	24	51	5.7
Criss	9	99	12	29	.414	9	10	.900	5	16	5	3	0	33	3.7
Givens	9	81	10	30	.333	3	3	1.000	21	3	9	1	2	23	2.6
Wilson	1	1	0	0	—	0	0	—	0	0	0	0	0	0	—

1979-80 PLAYOFF STATS

(Lost to Philadelphia, 4-1)

	G	Min	FGM	FGA	Pct.	FTM	FTA	Pct.	Reb	Asst	PF	Stl	Blk	Pts	Avg
Johnson	5	188	38	74	.514	21	28	.750	18	21	12	8	2	97	19.4
Roundfield	5	174	32	69	.464	22	35	.629	58	11	22	4	8	86	17.2
Drew	5	150	24	63	.381	25	35	.714	30	4	21	7	0	73	14.6
Criss	5	152	29	59	.492	11	12	.917	5	22	12	6	0	70	14.0
Hawes	5	149	18	41	.439	16	18	.889	35	12	22	9	1	52	10.4
Rollins	5	134	18	31	.581	6	10	.600	38	3	25	2	14	42	8.4
Hill	5	109	12	30	.400	11	12	.917	6	15	14	4	1	35	7.0
McElroy	5	32	4	9	.444	4	5	.800	2	4	1	0	0	12	2.4
Brown	5	58	4	13	.308	2	2	1.000	10	1	9	1	1	10	2.0
Givens	4	36	3	14	.214	0	0	—	5	3	7	2	0	6	1.5
Pellom	4	18	0	3	.000	1	3	.333	0	1	3	0	1	1	0.3

3-pt. field goals: Atlanta 1-7 (.143) - Roundfield 0-1 (.000), Criss 1-3 (.333), Hill 0-1 (.000), Brown 0-1 (.000), McElroy 0-1 (.000). Opponents 2-15 (.133).

1981-82 PLAYOFF STATS

(Lost to Philadelphia, 2-0)

	G	Min	FGM	FGA	Pct.	FTM	FTA	Pct.	Reb	Asst	PF	Stl	Blk	Pts	Avg
Roundfield	2	85	17	36	.472	8	14	.571	22	2	8	2	4	42	21.0
Drew	2	59	8	22	.364	7	12	.583	10	1	11	0	0	23	11.5
Johnson	2	67	9	26	.346	4	4	1.000	6	9	8	0	1	22	11.0
McMillen	2	47	8	13	.615	4	6	.667	7	1	5	3	0	20	10.0
Hawes	1	12	2	5	.400	3	4	.750	5	0	1	0	0	7	7.0
Macklin	2	30	4	8	.500	6	6	1.000	3	1	6	0	0	14	7.0
Sparrow	2	69	5	12	.417	4	4	1.000	8	11	7	2	0	14	7.0
Glenn	2	35	5	7	.714	2	2	1.000	1	2	3	3	0	12	6.0
Matthews	2	28	2	10	.200	4	4	1.000	0	4	4	0	1	8	4.0
Rollins	2	65	2	6	.333	3	4	.750	8	2	8	0	6	7	3.5
Pellom	1	4	1	3	.333	0	0	—	1	0	0	0	0	2	2.0
Williams	1	4	0	2	.000	0	0	—	0	0	0	0	0	0	—

3-pt. field goals: Atlanta 0-3 (.000) - Macklin 0-1 (.000), Sparrow 0-1 (.000), Williams 0-1 (.000). Opponents 0-1 (.000).

HAWKS YEARLY PLAYOFF STATS, CONT.

1982-83 PLAYOFF STATS

(Lost to Boston, 2-1)

	G	Min	FGM	FGA	Pct.	FTM	FTA	Pct.	Reb	Asst	PF	Stl	Blk	Pts	Avg
Roundfield	3	124	24	50	.480	5	11	.455	42	10	5	4	4	53	17.7
Davis	3	113	21	52	.404	9	10	.900	5	27	6	0	0	51	17.0
Wilkins	3	109	17	42	.405	12	14	.857	15	1	9	2	1	47	15.7
Macklin	3	78	11	24	.458	8	10	.800	15	2	12	2	2	30	10.0
Rollins	3	118	13	27	.481	3	9	.333	30	3	12	1	10	29	9.7
Glenn	3	67	12	22	.545	4	4	1.000	5	3	10	2	0	28	9.3
Matthews	3	38	3	9	.333	4	5	.800	0	11	5	0	1	10	3.3
McMillen	3	39	4	12	.333	2	2	1.000	7	2	5	1	2	10	3.3
Smith	2	15	1	5	.200	4	4	1.000	1	4	1	1	0	6	3.0
Edmonson	1	2	1	1	1.000	0	0	—	1	1	0	0	0	2	2.0
Brown	2	15	1	3	.333	1	2	.500	3	0	3	0	0	3	1.5
G. Johnson	1	2	0	0	—	0	0	—	0	0	0	0	0	0	—

3-pt. field goals: Atlanta 1-4 (.250) - Roundfield 0-1 (.000), Davis 0-1 (.000), Wilkins 1-1 (1.000), Matthews 0-1 (.000). Opponents 3-13 (.231).

1983-84 PLAYOFF STATS

(Lost to Milwaukee, 3-2)

	G	Min	FGM	FGA	Pct.	FTM	FTA	Pct.	Reb	Asst	PF	Stl	Blk	Pts	Avg
Wilkins	5	197	35	84	.417	26	31	.839	41	11	13	12	1	96	19.2
Roundfield	5	191	30	69	.435	25	35	.714	44	8	16	2	7	86	17.2
Rivers	5	130	16	32	.500	36	41	.878	10	16	16	12	4	68	13.6
Johnson	5	123	19	54	.352	15	22	.682	9	24	11	6	0	54	10.8
Davis	5	131	22	55	.400	6	6	1.000	10	24	10	1	0	50	10.0
Wittman	5	96	20	37	.541	0	0	.000	9	11	5	1	0	40	8.0
Brown	5	83	10	21	.476	10	12	.833	19	2	19	0	1	30	6.0
Rollins	5	152	10	25	.400	5	8	.625	34	1	23	2	10	25	5.0
Glenn	5	53	5	14	.357	0	0	.000	5	5	9	2	0	10	2.0
Hastings	5	32	2	9	.222	3	4	.750	8	1	4	1	0	7	1.4
Paultz	2	7	1	3	.333	0	0	.000	0	0	0	0	0	2	1.0
Landsberger	2	5	0	1	.000	0	0	—	1	0	1	0	0	0	0.0

3-pt. field goals: Atlanta 2-11 (.182) - Wilkins 0-1 (.000), Roundfield 1-1 (1.000), Rivers 0-3 (.000), Johnson 1-6 (.167). Opponents 6-21 (.286).

1985-86 PLAYOFF STATS

(Defeated Detroit, 3-1 ... Lost to Boston, 4-1)

	G	Min	FGM	FGA	Pct.	FTM	FTA	Pct.	Reb	Asst	PF	Stl	Blk	Pts	Avg
Wilkins	9	360	94	217	.433	68	79	.861	54	25	24	9	2	257	28.6
Wittman	9	348	71	135	.526	18	26	.692	24	30	16	10	1	160	17.8
Willis	9	280	55	98	.561	15	23	.652	65	5	38	7	8	125	13.9
Rivers	9	262	40	92	.435	31	42	.738	42	78	38	18	0	114	12.7
Webb	9	183	42	81	.519	26	33	.788	31	65	13	4	1	110	12.2
Rollins	9	248	26	47	.553	7	11	.636	78	3	32	2	15	59	6.6
Koncak	9	193	14	29	.483	26	46	.565	34	5	27	6	10	54	6.0
Levingston	9	180	22	37	.595	7	9	.778	41	3	23	4	9	52	5.8
Hastings	9	49	11	14	.786	5	11	.455	10	2	11	2	0	28	3.1
Davis	8	65	9	25	.360	4	4	1.000	6	15	6	2	0	22	2.8
Battle	6	27	4	11	.364	3	4	.750	4	2	5	2	0	11	1.8
Charles	4	15	3	4	.750	1	1	1.000	2	2	1	0	0	7	1.8

3-pt. field goals: Atlanta 6-21 (.286) - Wilkins 1-5 (.200), Wittman 0-1 (.000), Rivers 3-6 (.500), Webb 0-2 (.000), Levingston 1-1 (1.000), Hastings 1-4 (.250), Battle 0-1 (.000). Opponents 14-35 (.400).

1986-87 PLAYOFF STATS

(Defeated Indiana, 3-1 ... Lost to Detroit, 4-1)

	G	Min	FGM	FGA	Pct.	FTM	FTA	Pct.	Reb	Asst	PF	Stl	Blk	Pts	Avg
Wilkins	9	360	86	210	.410	66	74	.892	70	25	25	16	8	241	26.8
Wittman	9	300	67	121	.554	14	17	.824	18	30	22	4	4	148	16.4
Willis	9	356	60	115	.522	21	31	.677	83	6	33	9	7	141	15.7
Carr	9	162	39	56	.696	26	32	.813	27	13	36	3	8	104	11.6
Rivers	8	245	18	47	.383	26	52	.500	27	90	32	9	3	62	7.8
Battle	8	78	15	34	.441	21	23	.913	10	8	13	1	0	53	6.6
Rollins	9	221	15	28	.536	10	14	.714	53	3	33	3	16	40	4.4
Webb	8	122	9	19	.474	13	17	.765	8	38	10	6	0	31	3.9
McGee	8	101	10	39	.256	5	10	.500	20	15	7	4	0	27	3.4
Levingston	9	108	7	18	.389	14	18	.778	34	3	21	0	3	28	3.1
Koncak	8	86	7	13	.538	6	8	.750	25	3	24	3	4	20	2.5
Hastings	4	21	2	3	.667	2	2	1.000	6	0	5	1	1	6	1.5

3-pt. field goals: Atlanta 7-31 (.226) - Wilkins 3-10 (.300), Battle 2-5 (.400). Opponents 8-36 (.222).

HAWKS YEARLY PLAYOFF STATS, CONT.

1987-88 PLAYOFF STATS

(Defeated Milwaukee, 3-2 ... Lost to Boston, 4-3)

	G	Min	FGM	FGA	Pct.	FTM	FTA	Pct.	Reb	Asst	PF	Stl	Blk	Pts	Avg
Wilkins	12	473	137	300	.457	96	125	.768	77	34	24	16	6	374	31.2
Willis	12	462	80	138	.580	34	50	.680	108	11	51	10	10	194	16.2
Rivers	12	409	71	139	.511	39	43	.907	59	115	40	25	2	188	15.7
Wittman	12	344	66	122	.541	5	7	.714	26	43	26	7	1	137	11.4
Webb	12	211	35	81	.432	34	37	.919	20	56	22	9	0	106	8.8
Battle	12	166	32	67	.478	17	25	.680	20	26	14	2	0	81	6.8
Carr	12	210	36	68	.529	9	14	.643	41	15	47	4	17	81	6.8
Levingston	12	163	24	50	.480	12	16	.750	26	7	25	5	5	60	5.0
Rollins	12	333	20	36	.556	13	15	.867	71	6	46	10	19	53	4.4
Hastings	11	103	9	14	.643	8	8	1.000	17	3	21	3	1	26	2.4
Wood	4	4	1	1	1.000	0	0	—	0	1	0	0	0	3	0.8
Washburn	1	2	0	0	—	0	0	—	0	0	0	0	0	0	—

3-pt. field goals: Atlanta 14-54 (.259) - Wilkins 4-18 (.222), Willis 0-1 (.000), Rivers 7-22 (.318), Webb 2-8 (.250), Battle 0-2 (.000), Carr 0-1 (.000), Hastings 0-1 (.000), Wood 1-1 (1.000). Opponents 21-70 (.300).

1988-89 PLAYOFF STATS

(Lost to Milwaukee, 3-2)

	G	Min	FGM	FGA	Pct.	FTM	FTA	Pct.	Reb	Asst	PF	Stl	Blk	Pts	Avg
Wilkins	5	212	52	116	.448	27	38	.711	27	17	5	4	8	136	27.2
Malone	5	197	32	64	.500	40	51	.784	60	9	5	7	4	105	21.0
Rivers	5	191	22	57	.386	17	24	.708	24	34	22	7	2	67	13.4
Koncak	5	192	18	29	.621	28	33	.848	48	4	23	2	8	64	12.8
Battle	5	118	20	46	.435	9	12	.750	13	16	13	2	0	49	9.8
Theus	5	127	14	38	.368	9	12	.750	7	24	18	1	0	37	7.4
Carr	5	81	13	21	.619	8	11	.727	8	7	13	0	4	34	6.8
Levingston	5	77	3	11	.273	9	10	.900	17	2	15	0	3	16	3.2
Webb	5	55	3	11	.273	2	2	1.000	4	15	6	4	0	8	1.6

3-pt. field goals: Atlanta 13-46 (.283) - Wilkins 5-17 (.294), Malone 1-1 (1.000), Rivers 6-19 (.316), Battle 0-6 (.000), Theus 0-2 (.000), Levingston 1-1 (1.000). Opponents 13-41 (.317).

1990-91 PLAYOFF STATS

(Lost to Detroit, 3-2)

	G	Min	FGM	FGA	Pct.	FTM	FTA	Pct.	Reb	Asst	PF	Stl	Blk	Pts	Avg
Wilkins	5	195	35	94	.372	32	35	.914	32	13	8	9	5	104	20.8
Rivers	5	173	30	64	.469	17	19	.895	20	15	14	5	2	78	15.6
Willis	5	159	27	67	.403	21	30	.700	45	5	22	3	1	77	15.4
Webb	5	154	25	57	.439	11	16	.688	22	24	13	7	1	66	13.2
Battle	5	107	16	44	.364	24	25	.960	10	11	11	1	0	58	11.6
Moncrief	5	91	11	22	.500	13	16	.813	16	2	16	3	0	36	7.2
Ferrell	5	73	8	18	.444	8	12	.667	17	3	10	0	0	24	4.8
Malone	5	84	4	20	.200	13	14	.929	31	3	4	2	1	21	4.2
McCormick	2	13	2	7	.286	2	3	.667	2	0	1	0	0	6	3.0
Koncak	5	133	4	14	.286	2	2	1.000	23	7	17	2	4	10	2.0
Leonard	2	5	2	2	1.000	0	0	—	2	0	0	0	0	4	2.0
Robinson	2	13	1	4	.250	0	0	—	1	1	1	1	0	2	1.0

3-pt. field goals: Atlanta 13-52 (.250) - Wilkins 2-15 (.133), Rivers 1-11 (.091), Willis 2-3 (.667), Webb 5-12 (.417), Battle 2-5 (.400), Moncrief 1-6 (.167). Opponents 23-59 (.390).

1992-93 PLAYOFF STATS

(Lost to Chicago, 3-0)

	G	Min	FGM	FGA	Pct.	FTM	FTA	Pct.	Reb	Asst	PF	Stl	Blk	Pts	Avg
Wilkins	3	113	32	75	.427	23	30	.767	16	9	8	3	1	90	30.0
Willis	3	103	21	45	.467	8	14	.571	26	3	13	2	0	50	16.7
Augmon	3	93	14	31	.452	8	12	.667	8	5	7	4	0	36	12.0
Ferrell	3	54	14	23	.609	4	5	.800	5	1	6	0	0	33	11.0
Blaylock	3	99	9	25	.360	5	6	.833	13	13	9	3	4	27	9.0
Keefe	3	53	7	13	.538	4	6	.667	13	6	7	1	0	18	6.0
Foster	1	5	1	3	.333	3	4	.750	1	0	0	0	0	5	5.0
Mays	1	20	2	4	.500	0	0	—	1	0	3	0	0	4	4.0
Henson	3	47	3	9	.333	0	0	—	4	5	4	4	0	8	2.7
Graham	2	27	2	8	.250	0	0	—	3	2	2	4	0	4	2.0
Breuer	1	17	1	4	250	0	0	—	2	1	2	0	1	2	2.0
Koncak	3	89	1	10	.100	1	2	.500	24	4	9	3	5	3	1.0

3-pt. field goals: Atlanta 10-36 (.278) - Wilkins 3-12 (.250), Willis 0-1 (.000), Ferrell 1-3 (.333), Blaylock 4-12 (.333), Mays 0-1 (.000), Henson 2-5 (.400), Graham 0-2 (.000). Opponents 15-34 (.441).

HAWKS YEARLY PLAYOFF STATS, CONT.

1993-94 PLAYOFF STATS

(Defeated Miami, 3-2 ... Lost to Indiana, 4-2)

	G	Min	FGM	FGA	Pct.	FTM	FTA	Pct.	Reb	Asst	PF	Stl	Blk	Pts	Avg
Manning	11	426	84	172	.488	52	66	.788	77	37	39	15	9	220	20.0
Blaylock	11	415	48	141	.340	25	30	.833	55	98	22	24	5	143	13.0
Willis	11	362	59	129	.457	16	21	.762	119	11	37	8	5	134	12.2
Ehlo	11	317	50	118	.424	17	24	.708	30	40	32	11	0	125	11.4
Augmon	11	324	46	89	.517	27	38	.711	29	28	26	7	2	119	10.8
Ferrell	11	187	25	63	.397	27	36	.750	31	17	24	5	3	78	7.1
Lang	11	234	29	63	.460	17	22	.773	47	5	35	6	20	75	6.8
Koncak	11	195	27	66	.409	4	10	.400	30	13	32	6	12	58	5.3
Keefe	7	62	6	10	.600	4	9	.444	13	2	9	1	1	16	2.3
Whatley	11	113	9	28	.321	6	8	.750	14	12	18	7	0	24	2.2
Graham	1	2	1	2	.500	0	0	—	0	0	0	0	0	2	2.0
Edwards	1	3	0	0	—	0	0	—	0	0	0	0	1	0	—

3-pt. field goals: Atlanta 31-98 (.316) - Blaylock 22-64 (.344), Willis 0-5 (.000), Ehlo 8-23 (.348), Ferrell 1-4 (.250), Lang 0-1 (.000), Graham 0-1 (.000). Opponents 47-130 (.362).

1994-95 PLAYOFF STATS

(Lost to Indiana, 3-0)

	G	Min	FGM	FGA	Pct.	FTM	FTA	Pct.	Reb	Asst	PF	Stl	Blk	Pts	Avg
Smith	3	108	17	43	.395	16	19	.842	8	6	14	6	1	57	19.0
Blaylock	3	121	18	49	.367	7	11	.636	13	17	6	4	0	54	18.0
Long	3	110	14	28	.500	13	18	.722	34	4	11	4	1	41	13.7
Corbin	3	79	12	26	.462	8	9	.889	10	2	0	2	1	34	11.3
Lang	3	101	12	28	.429	7	9	.778	12	1	12	2	2	31	10.3
Augmon	3	52	6	14	.429	9	12	.750	7	5	8	3	0	21	7.0
Norman	3	42	7	18	.389	1	7	.143	9	3	13	0	1	16	5.3
Ehlo	3	49	2	12	.167	4	4	1.000	7	3	0	2	0	9	3.0
Anderson	3	39	1	5	.200	3	4	.750	13	2	9	2	2	5	1.7
Whatley	3	19	0	4	.000	0	0	——	4	1	2	0	0	0	——

3-pt. field goals: Atlanta 22-67 (.328) - Smith 7-18 (.389), Blaylock 11-28 (.393), Long 0-1 (.000), Corbin 2-6 (.333), Norman 1-8 (.125), Ehlo 1-6 (.167). Opponents 17-49 (.347).

1995-96 PLAYOFF STATS

(Defeated Indiana, 3-2 ... Lost to Orlando, 4-1)

	G	Min	FGM	FGA	Pct.	FTM	FTA	Pct.	Reb	Asst	PF	Stl	Blk	Pts	Avg
Smith	10	421	75	171	.439	42	52	.808	41	32	31	13	13	217	21.7
Blaylock	10	426	61	145	.421	16	24	.667	43	64	15	22	8	171	17.1
Laettner	10	334	59	122	.484	38	54	.704	69	15	41	12	10	157	15.7
Long	10	362	44	111	.396	20	25	.800	86	28	27	7	3	114	11.4
Augmon	10	314	35	72	.486	33	40	.825	36	27	26	11	6	103	10.3
Henderson	10	145	23	40	.575	7	10	.700	27	7	20	1	4	53	5.3
Rooks	10	140	16	28	.571	13	21	.619	27	7	35	4	4	45	4.5
Ehlo	9	171	12	41	.293	5	7	.714	18	9	14	9	2	36	4.0
Bullard	4	51	4	12	.333	2	4	.500	6	0	6	0	2	14	3.5
Jordan	10	59	7	13	.538	3	7	.429	6	9	7	5	1	17	1.7
Boyce	1	2	0	2	.000	0	0	—	0	0	0	0	0	0	——

3-pt. field goals: Atlanta 76-206 (.369) - Smith 25-61 (.410), Blaylock 33-84 (.393), Laettner 1-3 (.333), Long 6-24 (.250), Augmon 0-1 (.000), Ehlo 7-23 (.304), Bullard 4-8 (.500), Boyce 0-2 (.000). Opponents 49-149 (.329).

1996-97 PLAYOFF STATS

(Defeated Detroit, 3-2 ... Lost to Chicago, 4-1)

	G	Min	FGM	FGA	Pct.	FTM	FTA	Pct.	Reb	Asst	PF	Stl	Blk	Pts	Avg
Smith	10	421	55	139	.396	61	74	.824	39	17	38	4	1	189	18.9
Laettner	10	403	62	153	.405	48	56	.857	72	26	32	10	8	176	17.6
Blaylock	10	441	61	154	.396	14	21	.667	70	65	15	21	2	164	16.4
Mutombo	10	415	54	86	.628	46	64	.719	123	13	30	1	26	154	15.4
Corbin	10	364	42	92	.457	9	9	1.000	43	20	29	4	2	106	10.6
Henderson	10	136	19	34	.559	20	26	.769	33	0	26	1	3	58	5.8
Recasner	10	121	11	26	.423	5	8	.625	11	9	9	2	0	31	3.1
James	8	45	3	13	.231	0	0	—	1	2	12	1	0	8	1.0
Hancock	6	33	2	5	.400	0	3	.000	5	1	5	1	1	4	0.7
Barry	2	9	0	3	.000	0	0	—	0	0	0	0	0	0	0.0
Lauderdale	3	7	0	3	.000	0	0	—	2	0	1	0	0	0	0.0
Newbill	3	5	0	0	—	0	0	—	1	1	2	0	0	0	—

3-pt. field goals: Atlanta 69-219 (.315) - Smith 18-55 (.327), Laettner 4-21 (.190), Blaylock 28-85 (.329), Corbin 13-37 (.351), Recasner 4-11 (.364), James 2-6 (.333), Hancock 0-1 (.000), Barry 0-3 (.000). Opponents 68-203 (.335).

HAWKS YEARLY PLAYOFF STATS, CONT.

1997-98 PLAYOFF STATS

(Lost to Charlotte, 3-1)

	G	Min	FGM	FGA	Pct.	FTM	FTA	Pct.	Reb	Asst	PF	Stl	Blk	Pts	Avg
Smith	4	160	39	68	.574	11	16	.688	11	9	17	2	3	99	24.8
Blaylock	4	153	22	53	.415	7	12	.583	20	33	8	9	1	59	14.8
Henderson	4	126	20	38	.526	11	18	.611	22	4	13	3	1	51	12.8
Laettner	4	87	12	35	.343	15	17	.882	17	4	16	6	1	39	9.8
Mutombo	4	136	11	24	.458	10	16	.625	51	1	10	1	9	32	8.0
Recasner	4	89	10	25	.400	2	2	1.000	4	8	7	2	0	29	7.3
Brown	4	50	7	15	.467	1	2	.500	6	4	5	0	0	16	4.0
Corbin	4	113	7	25	.280	0	0	—	15	4	10	6	1	15	3.8
Crawford	1	4	0	0	—	2	2	1.000	2	0	2	0	1	2	2.0
Miller	4	33	3	8	.375	2	2	1.000	9	1	5	2	1	8	2.0
Anderson	1	4	0	0	—	0	2	.000	2	0	1	0	1	0	0.0
Barry	2	5	0	1	.000	0	0	—	1	0	0	0	0	0	0.0

3-pt. field goals: Atlanta 27-72 (.375) - Smith 10-20 (.500), Blaylock 8-27 (.296), Henderson 0-1 (.000), Laettner 0-3 (.000), Recasner 7-12 (.583), Brown 1-2 (.500), Corbin 1-6 (.167), Barry 0-1 (.000). Opponents 14-35 (.400).

1998-99 PLAYOFF STATS

(Defeated Detroit, 3-2 ... Lost to New York, 4-0)

	G	Min	FGM	FGA	Pct.	FTM	FTA	Pct.	Reb	Asst	PF	Stl	Blk	Pts	Avg
Smith	9	356	54	153	.353	39	43	.907	31	30	32	14	2	156	17.3
Mutombo	9	380	40	71	.563	33	47	.702	125	11	28	5	23	113	12.6
Blaylock	9	358	44	135	.326	7	15	.467	36	36	11	18	2	113	12.6
Long	9	358	36	88	.409	32	44	.727	74	8	27	18	4	105	11.7
Crawford	6	125	16	48	.333	23	26	.885	19	5	19	1	1	59	9.8
Corbin	9	268	30	72	.417	3	4	.750	33	16	20	6	0	69	7.7
Gray	8	71	15	41	.366	10	11	.909	9	4	11	6	1	44	5.5
McLeod	6	49	11	21	.524	4	4	1.000	3	1	3	1	1	26	4.3
Johnson	9	111	8	29	.276	7	10	.700	9	10	9	1	1	24	2.7
West	9	68	3	10	.300	2	4	.500	9	2	14	2	1	8	0.9
Sheppard	4	12	0	3	.000	0	0	—	2	2	0	1	0	0	—
Henderson	1	4	0	0	—	0	0	—	0	0	1	0	0	0	—

3-pt. field goals: Atlanta 43-138 (.312) - Smith 9-33 (.273), Blaylock 18-51 (.353), Long 1-4 (.250), Crawford 4-14 (.286), Corbin 6-23 (.261), Gray 4-11 (.364), Johnson 1-2 (.500). Opponents 28-92 (.304).

2007-08 PLAYOFF STATS

(Lost to Boston, 4-3)

	G	Min	FGM	FGA	Pct.	FTM	FTA	Pct.	Reb	Asst	PF	Stl	Blk	Pts	Avg
Johnson	7	275	47	115	.409	30	33	.909	27	28	16	2	0	140	20.0
Smith	7	237	35	88	.398	37	44	.841	45	20	26	12	20	110	15.7
Horford	7	277	34	72	.472	20	27	.741	73	25	26	3	7	88	12.6
Williams	7	199	24	58	.414	32	36	.889	28	5	21	2	3	80	11.4
Bibby	7	252	22	65	.338	21	32	.656	22	22	12	4	2	72	10.3
Childress	7	205	22	42	.524	6	12	.500	40	11	7	1	5	50	7.1
Pachulia	7	105	7	25	.280	15	21	.714	20	2	22	2	0	29	4.1
Stoudamire	3	28	4	9	.444	2	2	1.000	1	0	2	1	0	12	4.0
Law	7	61	6	8	.750	9	10	.900	2	8	5	2	0	21	3.0
Richardson	3	6	1	4	.250	0	0	—	0	0	1	0	0	2	0.7
Jones	7	29	2	10	.200	0	2	.000	8	1	3	1	3	4	0.6
West	6	6	1	3	.333	0	1	.000	2	0	0	0	0	2	0.3

3-pt. field goals: Atlanta 28-87 (.322) - Johnson 16-36 (.444), Bibby 7-24 (.292), Smith 3-18 (.167), Stoudamire 2-6 (.333), Childress 0-2 (.000), Pachulia 0-1 (.000). Opponents 50-131 (.382).

(Defeated Miami, 4-3 ... Lost to Cleveland, 4-0)

2008-09 PLAYOFF STATS

	G	Min	FGM	FGA	Pct.	FTM	FTA	Pct.	Reb	Asst	PF	Stl	Blk	Pts	Avg
Smith	11	410	67	159	.421	52	71	.732	82	24	36	12	17	188	17.1
Johnson	11	429	70	168	.417	28	45	.622	49	39	24	14	0	180	16.4
Bibby	11	390	49	106	.462	21	22	.955	37	46	34	10	2	145	13.2
Murray	11	341	42	123	.341	32	37	.865	30	28	17	12	3	130	11.8
Pachulia	11	260	22	53	.415	32	42	.762	76	3	40	5	3	76	6.9
Horford	9	252	25	59	.424	12	18	.667	52	18	26	6	6	62	6.9
Evans	11	265	28	65	.431	4	6	.667	16	10	29	6	3	68	6.2
Williams	6	97	10	29	.345	9	13	.692	9	6	8	5	2	30	5.0
Gardner	3	19	5	13	.385	1	1	1.000	2	2	4	1	0	14	4.7
Jones	9	77	6	12	.500	2	2	1.000	16	2	9	1	0	14	1.6
Law	6	28	3	9	.333	1	1	1.000	2	6	3	0	0	8	1.3
Hunter	4	14	2	3	.667	0	0	—	6	0	1	1	1	4	1.0
West	11	46	2	10	.200	1	4	.250	5	2	2	2	0	5	0.5
Claxton	1	3	0	0	—	0	0	—	0	0	0	0	0	0	—
Morris	3	8	0	1	.000	0	0	—	2	0	2	1	0	0	0.0

3-pt. field goals: Atlanta 67-192 (.349) - Bibby 26-48 (.542), Murray 14-50 (.280), Johnson 12-34 (.353), Evans 8-28 (.286), Gardner 3-6 (.500), Smith 2-15 (.133), Law 1-3 (.333), Williams 1-6 (.167). Opponents 80-219 (.365).

HAWKS YEARLY PLAYOFF STATS, CONT.

2009-10 PLAYOFF STATS

(Defeated Milwaukee, 4-3 ... Lost to Orlando, 4-0)

	G	Min	FGM	FGA	Pct.	FTM	FTA	Pct.	Reb	Asst	PF	Stl	Blk	Pts	Avg
Johnson	11	440	77	199	.387	34	42	.810	56	55	22	10	3	197	17.9
Crawford	11	351	56	154	.364	49	58	.845	30	30	26	9	1	179	16.3
Horford	11	388	67	128	.523	26	31	.839	99	29	35	8	19	161	14.6
Jos. Smith	11	392	62	129	.481	29	44	.659	99	29	30	13	19	155	14.1
Bibby	11	292	36	80	.450	7	10	.700	28	28	26	9	0	93	8.5
Williams	11	345	31	79	.392	29	32	.906	63	8	20	6	5	92	8.4
Pachulia	11	161	18	35	.514	15	24	.625	38	3	34	2	7	51	4.6
Evans	11	148	11	37	.297	0	0	---	13	2	19	9	0	25	2.3
Collins	3	10	3	5	.600	0	0	---	5	0	7	0	0	6	2.0
Teague	9	59	7	21	.333	0	0	---	2	4	3	3	1	16	1.8
Morris	3	10	1	2	.500	1	1	1.000	2	0	3	0	0	3	1.0
West	7	20	3	4	.750	0	0	---	2	1	7	1	0	6	0.9
Joe Smith	5	24	0	3	.000	0	0	---	2	0	1	0	1	0	0.0

3-pt. field goals: Atlanta 50-150 (.333) - Johnson 9-41 (.220), Crawford 18-50 (.360), Horford 1-1 (1.000), Jos. Smith 2-6 (.333), Bibby 14-34 (.412), Williams 1-2 (.500), Evans 3-10 (.300), Teague 2-5 (.400), West 0-1 (.000). Opponents 90-261 (.345).

2010-11 PLAYOFF STATS

(Defeated Orlando, 4-2 ... Lost to Chicago, 4-2)

	G	Min	FGM	FGA	Pct.	FTM	FTA	Pct.	Reb	Asst	PF	Stl	Blk	Pts	Avg
Johnson	12	497	87	198	.439	34	42	.810	55	40	19	13	1	226	18.8
Ja. Crawford	12	358	61	155	.394	42	51	.824	16	30	17	9	4	185	15.4
Smith	12	438	69	171	.404	40	67	.597	102	35	39	13	25	181	15.1
Teague	8	238	37	72	.514	19	23	.826	17	28	10	6	3	94	11.8
Horford	12	468	58	137	.423	20	26	.769	115	42	33	5	12	136	11.3
Hinrich	6	173	26	52	.500	1	1	1.000	14	16	21	7	2	61	10.2
Williams	12	216	22	56	.393	10	13	.769	27	6	18	9	7	57	4.8
Pachulia	11	195	11	23	.478	17	22	.773	54	13	37	2	1	39	3.5
Collins	12	158	9	14	.643	3	8	.375	17	1	31	5	3	21	1.8
Wilkins	8	39	7	13	.538	0	0	---	8	1	2	2	2	14	1.8
Sy	4	11	2	3	.667	2	4	.500	1	3	1	1	0	6	1.5
Powell	9	48	5	9	.556	0	0	---	9	1	8	0	0	10	1.1
Armstrong	8	35	1	5	.200	3	6	.500	10	1	7	3	0	5	0.6
Thomas	1	7	0	2	.000	0	0	---	1	0	1	0	0	0	0.0

3-pt. field goals: Atlanta 54-167 (.323) - Ja. Crawford 21-60 (.350), Johnson 18-42 (.429), Hinrich 8-19 (.421), Smith 3-24 (.125), Williams 3-11 (.273), Teague 1-7 (.143). Opponents 70-244 (.287).

2011-12 PLAYOFF STATS

(Lost to Boston, 4-2)

	G	Min	FGM	FGA	Pct.	FTM	FTA	Pct.	Reb	Asst	PF	Stl	Blk	Pts	Avg
J. Johnson	6	243	38	102	.373	18	24	.750	21	21	11	8	1	103	17.2
Smith	5	196	34	88	.386	16	21	.762	68	24	14	3	5	84	16.8
Horford	3	108	20	34	.588	6	8	.750	25	8	11	4	4	46	15.3
Teague	6	225	30	73	.411	17	19	.895	22	25	18	5	5	84	14.0
Williams	6	145	16	45	.356	7	9	.778	33	5	9	3	2	47	7.8
Hinrich	6	141	13	30	.433	2	2	1.000	12	6	9	4	0	34	5.7
McGrady	6	90	10	26	.385	5	6	.833	17	6	4	0	2	25	4.2
Dampier	4	55	7	13	.538	2	3	.667	14	0	6	0	1	16	4.0
Pargo	5	46	6	21	.286	0	0	---	5	6	5	2	0	16	3.2
Green	5	63	6	13	.462	0	0	---	8	3	6	0	0	13	2.6
I. Johnson	5	54	5	16	.313	3	5	.600	17	0	7	3	0	13	2.6
Collins	5	85	6	11	.545	0	0	---	12	0	16	1	0	12	2.4
Radmanovic	2	15	0	4	.000	0	0	---	1	1	3	0	0	0	0.0

3-pt. field goals: Atlanta 35-113 (.310) - J. Johnson 9-36 (.250), Willaims 8-16 (.500), Teague 7-17 (.412), Hinrich 6-16 (.375), Pargo 4-12 (.333), Green 1-4 (.250), McGrady 0-4 (.000), Smith 0-4 (.000), Radmanovic 0-3 (.000), I. Johnson 0-1 (.000). Opponents 26-88 (.295).

2012-13 PLAYOFF STATS

(Lost to Indiana, 4-2)

	G	Min	FGM	FGA	Pct.	FTM	FTA	Pct.	Reb	Asst	PF	Stl	Blk	Pts	Avg
Smith	6	199	39	90	.433	19	36	.528	45	21	21	11	3	102	17.0
Horford	6	218	41	83	.494	18	27	.667	53	18	17	6	5	100	16.7
Teague	6	213	27	81	.333	23	28	.821	17	30	17	9	2	80	13.3
Harris	6	225	23	63	.365	17	25	.680	17	22	18	10	1	68	11.3
Korver	6	177	19	49	.388	11	12	.917	20	4	14	2	4	61	10.2
Johnson	6	108	12	26	.462	12	18	.667	20	3	23	4	3	36	6.0
Petro	6	101	14	27	.519	1	2	.500	22	4	18	1	4	29	4.8
Tolliver	6	68	8	14	.571	1	3	.333	9	1	7	1	1	24	4.0
Scott	4	20	5	10	.500	3	4	.750	7	1	2	0	0	13	3.3
Mack	4	22	4	9	.444	0	0	---	7	7	0	0	0	10	2.5
Stevenson	4	45	3	5	.600	0	0	---	10	1	5	0	0	9	2.3
Jones	5	19	1	4	.250	2	2	1.000	1	0	1	0	0	4	0.8
Jenkins	4	24	0	3	.000	0	0	---	2	3	2	0	0	0	0.0

3-pt. field goals: Atlanta 37-112 (.330) - Korver 12-34 (.353), Tolliver 7-11 (.636), Harris 5-25 (.200), Smith 5-20 (.250), Stevenson 3-5 (.600), Teague 3-10 (.300), Mack 2-5 (.400), Jenkins 0-1 (.000), Scott 0-1 (.000). Opponents 38-126 (.302).

HAWKS YEARLY PLAYOFF STATS, CONT.

2013-14 PLAYOFF STATS

(Lost to Indiana, 4-3)

	G	Min	FGM	FGA	Pct.	FTM	FTA	Pct.	Reb	Asst	PF	Stl	Blk	Pts	Avg
Millsap	7	267	41	103	.398	45	56	.804	76	20	25	10	13	136	19.4
Teague	7	242	44	112	.393	38	40	.950	26	35	15	7	4	135	19.3
Korver	7	250	30	66	.455	11	12	.917	37	5	15	4	2	94	13.4
Scott	7	146	23	63	.365	10	14	.714	18	3	11	1	0	66	9.4
Carroll	7	246	23	49	.469	7	11	.636	34	11	21	5	3	62	8.9
Williams	7	133	19	50	.380	15	16	.938	16	8	10	7	1	58	8.3
Mack	7	118	19	47	.404	9	12	.750	13	25	10	4	0	57	8.1
Antic	7	170	7	42	.167	5	8	.625	27	5	26	5	3	22	3.1
Schröder	2	7	2	2	1.000	0	0	----	2	0	1	0	0	5	2.5
Martin	3	15	2	3	.667	0	0	----	3	0	2	2	0	4	1.3
Brand	7	81	2	12	.167	4	5	.800	23	6	10	1	6	8	1.1
Muscala	2	5	0	2	.000	0	0	----	0	0	0	0	0	0	0.0

3-pt. field goals: Atlanta 79-230 (.343) - Korver 23-54 (.426), Mack 10-27 (.370), Scott 10-31 (.323), Carroll 9-22 (.409), Millsap 9-27 (.333), Teague 9-27 (.333), Williams 5-16 (.313), Antic 3-25 (.120), Schröder 1-1 (1.000). Opponents 54-149 (.362).

2014-15 PLAYOFF STATS

(Defeated Brooklyn, 4-2 ... Defeated Washington, 4-2 ... Lost to Cleveland, 4-0)

	G	Min	FGM	FGA	Pct.	FTM	FTA	Pct.	Reb	Asst	PF	Stl	Blk	Pts	Avg
Teague	16	529	98	239	.410	52	60	.867	51	107	34	24	7	269	16.8
Millsap	16	566	85	209	.407	58	78	.744	139	55	52	25	14	243	15.2
Carroll	16	558	86	177	.486	32	41	.780	97	32	36	18	5	233	14.6
Horford	16	522	107	211	.507	15	20	.750	138	59	34	13	23	231	14.4
Korver	14	526	52	133	.391	13	16	.813	70	33	27	20	15	156	11.1
Schröder	16	290	56	145	.386	24	28	.857	29	62	28	9	0	144	9.0
Bazemore	16	303	30	71	.423	21	31	.677	53	13	25	11	9	87	5.4
Scott	11	172	21	55	.382	4	4	1.000	46	5	16	5	0	50	4.5
Antic	15	199	16	50	.320	20	25	.800	43	4	38	2	3	63	4.2
Muscala	10	102	20	33	.606	0	0	----	18	1	13	1	3	42	4.2
Mack	10	99	15	39	.385	3	6	.500	11	10	7	8	0	39	3.9
Jenkins	4	21	4	6	.667	0	0	----	3	0	2	0	0	10	2.5
Brand	3	4	0	1	.000	1	2	.500	1	0	3	0	0	1	0.3

3-pt. field goals: Atlanta 145-458 (.317) - Korver 39-110 (.355), Carroll 29-72 (.403), Teague 21-65 (.323), Millsap 15-49 (.306), Antic 11-32 (.344), Schröder 8-34 (.235), Bazemore 6-28 (.214), Mack 6-21 (.286), Scott 4-26 (.154), Horford 2-9 (.222), Jenkins 2-4 (.500), Muscala 2-8 (.250). Opponents 151-403 (.375).

2015-16 PLAYOFF STATS

(Defeated Boston, 4-2 ... Lost to Cleveland, 4-0)

	G	Min	FGM	FGA	Pct.	FTM	FTA	Pct.	Reb	Asst	PF	Stl	Blk	Pts	Avg
Millsap	10	365	59	137	.431	41	55	.745	94	27	29	13	23	167	16.7
Teague	10	279	46	121	.380	44	52	.846	19	62	30	6	2	145	14.5
Horford	10	327	54	116	.466	15	16	.938	65	30	25	12	24	134	13.4
Bazemore	10	325	44	121	.364	15	22	.682	66	19	14	14	6	119	11.9
Schröder	10	191	47	104	.452	11	13	.846	19	36	24	4	1	117	11.7
Korver	10	316	35	75	.467	9	9	1.000	48	10	23	10	4	103	10.3
Humphries	4	56	13	28	.464	6	6	1.000	24	4	9	2	5	37	9.3
Scott	10	161	25	40	.625	7	8	.875	32	5	20	3	3	65	6.5
Sefolosha	10	203	22	46	.478	8	15	.533	41	17	17	10	6	59	5.9
Muscala	9	67	10	20	.500	2	2	1.000	17	3	6	0	1	24	2.7
Hardaway	9	87	7	26	.269	4	6	.667	9	7	2	0	1	20	2.2
Patterson	4	20	2	7	.286	1	1	1.000	5	3	1	1	0	6	1.5
Hinrich	6	27	2	7	.286	0	0	----	4	3	2	0	0	5	0.8

3-pt. field goals: Atlanta 106-318 (.333) - Korver 24-54 (.444), Bazemore 16-61 (.262), Schröder 12-35 (.343), Horford 11-28 (.393), Teague 9-36 (.250), Millsap 8-33 (.242), Scott 8-16 (.500), Sefolosha 7-19 (.368), Humphries 5-10 (.500), Hardaway 2-14 (.143), Muscala 2-6 (.333), Hinrich 1-3 (.333), Patterson 1-3 (.333). Opponents 129-341 (.378).

2016-17 PLAYOFF STATS

(Lost to Washington, 4-2)

	G	Min	FGM	FGA	Pct.	FTM	FTA	Pct.	Reb	Asst	PF	Stl	Blk	Pts	Avg
Schröder	6	211	50	110	.455	31	37	.838	14	46	19	6	0	148	24.7
Millsap	6	219	50	99	.505	45	53	.811	56	26	19	10	4	146	24.3
Hardaway Jr.	6	200	27	82	.329	12	19	.632	16	7	13	3	0	77	12.8
Prince	6	187	29	52	.558	5	5	1.000	32	8	9	2	1	67	11.2
Bazemore	6	150	21	53	.396	10	14	.714	23	20	15	4	5	59	9.8
Delaney	1	3	3	3	1.000	1	2	.500	1	0	0	0	0	8	8.0
Howard	6	157	18	36	.500	12	19	.632	64	8	21	6	5	48	8.0
Calderon	6	75	11	23	.478	0	0	----	8	13	9	2	1	26	4.3
Ilyasova	6	90	8	23	.348	7	9	.778	31	2	7	1	0	24	4.0
Muscala	6	81	5	18	.278	7	8	.875	16	2	12	1	3	17	2.8
Dunleavy	6	53	3	7	.429	4	4	1.000	5	2	3	1	0	12	2.0
Sefolosha	4	9	0	1	.000	1	4	.250	0	0	1	0	0	1	0.3
Humphries	1	3	0	0	----	0	0	----	0	0	0	0	1	0	0.0

3-pt. field goals: Atlanta 50-164 (.305) - Schröder 17-40 (.425), Hardaway Jr. 11-42 (.262), Bazemore 7-24 (.292), Calderon 4-12 (.333), Prince 4-14 (.286), Millsap 3-17 (.176), Dunleavy 2-5 (.400), Delaney 1-1 (1.000), Ilyasova 1-5 (.200). Opponents 50-159 (.314).

Hawks.com /Hawks @ATLHawks

NBA
sharecare
ATLANTA
3 KEVIN
HUERTER

NATIONAL BASKETBALL ASSOCIATION

NATIONAL BASKETBALL ASSOCIATION
(www.nba.com)

NBA ENTERTAINMENT

WOMEN'S NATIONAL
BASKETBALL ASSOCIATION

NBA DEVELOPMENT LEAGUE

NBA 2K LEAGUE

NEW YORK - Olympic Tower
645 Fifth Avenue
New York, NY 10022
TEL: (212) 407-8000
FAX: (212) 832-3861

NEW JERSEY
100 Plaza Drive
Secaucus, NJ 07094
TEL: (201) 865-1500
FAX: (201) 974-5973

INTERNATIONAL OFFICES

AFRICA
9th Floor GreenPark Corner, 3 Lower Road
Morningside 2196, Johannesburg, South Africa
TEL: +27-100-072-668

CHINA-BEIJING
19th Floor, Office Tower 2, China Central Place
No. 79 Jianguo Road, Chaoyang District
Beijing 100025 China
TEL: (86) 10-5200-8200

CHINA-SHANGHAI
Unit 2703-08, 27/F, Tower 2, Plaza 66
1366 Nanjing West Road, Jing An District
Shanghai 200040, China
TEL: 86-21-6137-2200

HONG KONG
Room 3101, Lee Gardens One
33 Hysan Avenue
Causeway Bay, Hong Kong
TEL: 011 852-2843-9600

PHILIPPINES
Unit 1701, World Plaza Building
5th Avenue corner 30th Street, Bonifacio Global City
Taguig, 1634 Philippines
Communications: Jandric Lim +632-866-8205

TAIWAN
Suite 1303, No. 88, Section 2, Chung Hsiao East Rd.
Taipei, Taiwan ROC 100
TEL: 011-886-2-2397-8000

CANADA
50 Bay Street, Suite 1402
Toronto, Ontario
Canada M5J 3A5
TEL: 416-682-2000

LONDON
Endeavour House
189 Shaftesbury Avenue
London, United Kingdom WC2H 8JR
TEL: 44-20-74-20-8900

SPAIN
Leganitos Street 6th Floor
28013 Madrid, Spain
Communications: Ignasi Castello (+34-912-153-573)

INDIA
Tower 1, 10th Floor
Indiabulls Finance Center, Senapati Bapat Marg Mumbai
Maharashtra 400013
TEL: 91-22-6124-6100

BRAZIL
Av Borges de Medeiros, 633
Sala 303 - Leblon
Rio de Janeiro, RJ, Brazil 22430-041
TEL: 55-21-3206-6400

MEXICO
Av Prolongacion Paseo de la Reforma 1236, Planta baja
Desarrollo Santa Fe
Cuajimalpa de Morelos, Ciudad de Mexico 05348
TEL: 52-55-9171-7700

NBA G LEAGUE TEAM DIRECTORY

645 5th Avenue, New York, NY 10022 www.nba.com/dleague Media Relations Contact: Joanna Shapiro (jshapiro@nba.com)

AGUA CALIENTE CLIPPERS OF ONTARIO (CLIPPERS)
1947 East Convention Center Way
Ontario, CA 91764; (909) 409-9090
Arena: Citizens Business Bank Arena
Media Relations: Colette Garcia
(cgarcia@clippers.com)

AUSTIN SPURS (SPURS)
13581 Pond Springs Road, Suite 108
Austin, TX 78729
(512) 236-8333, FAX: (512) 236-8444
Arena: H-E-B Center at Cedar Park
Media Relations: Perri Travillion
(ptravillion@attcenter.com)

CANTON CHARGE (CAVALIERS)
1101 Market Avenue North
Canton, OH 44702
(330) 444-1944, FAX: (330) 489-1703
Arena: Canton Memorial Civic Center
Media Relations: Sean Wyatt
(swyatt@cantoncharge.com)

CAPITAL CITY GO-GO (WIZARDS)
601 F Street NW, 4th Floor
Washington, DC 20004
(202) 292-1058
Arena: Ent. and Sports Arena
Media Relations: Matt Quinn
(mquinn@monumentalsports.com)

COLLEGE PARK SKYHAWKS (HAWKS)
101 Marietta St., Suite 1900
Atlanta, GA 30303
Arena: Gateway Center Arena at College Park
Media Relations: Alli Ehrhardt
(alli.ehrhardt@cpskyhawks.com)

DELAWARE BLUE COATS (76ers)
300 Martin Luther King Blvd., Suite 200
Wilmington, DE 19801
(302) 504-7587, FAX: (302) 351-5370
Arena: 76ers Fieldhouse
Media Relations: Alex Yoh
(alexyoh@76ers.com)

ERIE BAYHAWKS (PELICANS)
110 East 8th Street
Erie, PA 16501
(814) 790-5600, FAX: (814) 790-5608
Arena: Erie Insurance Arena
Media Relations: Michael Somrak
(michael.somrak@nbaerie.com)

FORT WAYNE MAD ANTS (PACERS)
1910 St. Joe Center Rd., Suite 61
Fort Wayne, IN 46825
(260) 469-4667, FAX: (260) 469-4674
Arena: Allen Co. War Memorial
Media Relations: Ryan Stevens
(rstevens@ftwaynemadants.com)

GRAND RAPIDS DRIVE (PISTONS)
40 Monroe Center NW, Ste. 11,
Grand Rapids, MI 49503
Tel: (844) 473-7483
Arena: DeltaPlex Arena
Media Relations: Rob Johnson
(rjohnson@nbagrandrapids.com)

GREENSBORO SWARM (HORNETS)
2411 West Gate City Blvd.
Greensboro, NC 27403
(336) 907-3600
Arena: Fieldhouse at Greensboro Col.
Media Relations: Justin Trujillo
(jtrujillo@gsosswarm.com)

IOWA WOLVES (TIMBERWOLVES)
730 3rd St.
Des Moines, IA 50309
(515) 564-8550
Arena: Wells Fargo Arena
Media Relations: Seth Nutting
(seth.nutting@iawolves.com)

LAKELAND MAGIC (MAGIC)
701 West Lime St.
Lakeland, FL 33815
(863) 825-3258
Arena: RP Funding Center
Media Relations: Ashley Foss
(afoss@lakelandmagic.com)

LONG ISLAND NETS (NETS)
168 39th St., 8th Floor
Brooklyn, NY 11232
(718) 215-2299
Arena: NYCB Live's Nassau Coliseum
Media Relations: Megan Walsh
(mwalsh@brooklynnets.com)

MAINE RED CLAWS (CELTICS)
550 Forest Avenue
Portland, ME 04012
(207) 210-6655, FAX: (207) 210-6659
Arena: Portland Exposition Building
Media Relations: Evans Boston
(eboston@mainereddclaws.com)

MEMPHIS HUSTLE (GRIZZLIES)
191 Beale St.
Memphis, TN 28103
(901) 205-1234
Arena: The Landers Center
Media Relations: Geoffrey Langham
(glangham@grizzlies.com)

NORTHERN ARIZONA SUNS (SUNS)
3201 N. Main St.
Prescott Valley, AZ 86314
(928) 772-7867
Arena: Prescott Valley Event Center
Media Relations: Jake Withee
(jwithee@nazsuns.com)

OKLAHOMA CITY BLUE (THUNDER)
208 Thunder Drive
Oklahoma City, OK 73102
(918) 208-4800; FAX: (918) 429-7900
Arena: Cox Convention Center
Media Relations: Laila Wani
(lwani@okcthunder.com)

RAPTORS 905 (RAPTORS)
5600 Rose Cherry Place
Mississauga, ON L4Z4B6
(416) 815-5600, FAX: (416) 357-9205
Arena: Paramount Fine Foods Centre
Media Relations: Stefano Toniutti
(stefano.toniutti@raptors905.com)

RIO GRANDE VALLEY VIPERS (ROCKETS)
4900 S. I-69; Edinburg, TX 78539
(956) 972-1144, FAX: (956) 972-1150
Arena: Bert Ogden Arena
Media Relations: Amairani Ramirez
(mediarelations@rgvipers.com)

SALT LAKE CITY STARS (JAZZ)
301 West South Temple
Salt Lake City, UT 84101
(801) 325-2500
Arena: Lifetime Activities Center
Media Relations: Matt de Nesnera
(matt.denesnera@utahjazz.com)

SANTA CRUZ WARRIORS (WARRIORS)
903 Pacific Ave., Suite 101
Santa Cruz, CA 95060
(831) 731-4396, FAX: (831) 466-3201
Arena: Kaiser Permanente Arena
Media Relations: Massimo Degaudenzi
(massimo@santacruzbasketball.com)

SIOUX FALLS SKYFORCE (HEAT)
2131 South Minnesota Ave
Sioux Falls, SD 57105
(605) 332-0605, FAX: (605) 332-2305
Arena: Sanford Pentagon
Media Relations: Matt Dykstra
(mdykstra@skyforceonline.com)

SOUTH BAY LAKERS (LAKERS)
2275 E. Mariposa Ave.
El Segundo, CA 90245
(310) 426-6000, FAX: (310) 426-6031
Arena: Toyota Sports Center
Media Relations: Noah Camarena
(ncamarena@sb-lakers.com)

STOCKTON KINGS (KINGS)
400 E. Main, Suite 760
Stockton, CA 95202
(888) 465-7209
Arena: Stockton Arena
Media Relations: Sabrena Hernandez
(hernandez@stocktonkings.com)

TEXAS LEGENDS (MAVERICKS)
2601 Avenue of the Stars, Suite 300
Frisco, TX 75034
(214) 469-0822, FAX: (214) 469-0823
Arena: Dr. Pepper Arena
Media Relations: Britney Wynn
(bwynn@texlegends.com)

WESTCHESTER KNICKS (KNICKS)
198 Central Avenue
White Plains, NY 10606
(914) 559-6888
Arena: Westchester County Center
Media Relations: Ajah Hawley-Alexander
(ajah.hawley-alexander@msg.com)

WINDY CITY BULLS (BULLS)
5333 Prairie Stone Pkwy.
Hoffman Estates, IL 60192
(847) 396-7070
Arena: Sears Centre Arena
Media Relations: Joe Kessenich
(jkessenich@bulls.com)

WISCONSIN HERD (BUCKS)
549 High Avenue
Oshkosh, WI 54901
(920) 233-4374
Arena: Oshkosh Arena
Media Relations: Eric Kohlbeck
(ekohlbeck@bucks.com)

NATIONAL BASKETBALL ASSOCIATION G LEAGUE

2018-19 FINAL STANDINGS

CHAMPIONSHIP SERIES
April 7, 2019 - Long Island 117 - Rio Grande Valley 107
April 9, 2019 - Rio Grande Valley 127 - Long Island 116
April 12, 2019 - Rio Grande Valley 129 - Long Island 112

2018-19 FINAL REGULAR SEASON STANDINGS

ATLANTIC DIVISION	W L	HOME W L	AWAY W L	Pct	GB	Last 10	AFFILIATION
Long Island	34-16	19-6	15-10	.680	--	9-1	BKN
Westchester	29-21	16-9	13-12	.580	5.0	6-4	NYK
Raptors 905	29-21	13-12	16-9	.580	5.0	5-5	TOR
Delaware	21-29	13-12	8-17	.420	13.0	4-6	PHI
Maine	19-31	11-14	8-17	.380	15.0	2-8	BOS

CENTRAL DIVISION	W L	HOME W L	AWAY W L	Pct	GB	Last 10	AFFILIATION
Grand Rapids	28-22	14-11	14-11	.560	--	8-2	DET
Windy City	27-23	15-10	12-13	.540	1.0	6-4	CHI
Fort Wayne	23-27	14-11	9-16	.460	5.0	4-6	IND
Canton	22-28	10-15	12-13	.440	6.0	5-5	CLE
Wisconsin	12-38	8-17	4-21	.240	16.0	2-8	MIL

SOUTHEAST DIVISION	W L	HOME W L	AWAY W L	Pct	GB	Last 10	AFFILIATION
Lakeland	32-18	18-7	14-11	.640	--	7-3	ORL
Capital City	25-25	14-11	11-14	.500	7.0	4-6	WAS
Greensboro	24-26	10-15	14-11	.480	8.0	4-6	CHA
Erie	24-26	17-8	7-18	.480	8.0	5-5	NOP

MIDWEST DIVISION	W L	HOME W L	AWAY W L	Pct	GB	Last 10	AFFILIATION
Oklahoma City	34-16	17-8	17-8	.680	--	9-1	OKC
Memphis	28-22	16-9	12-13	.560	6.0	6-4	MEM
Sioux Falls	24-26	13-12	11-14	.480	10.0	1-9	MIA
Iowa	20-30	13-12	7-18	.400	14.0	4-6	MIN

PACIFIC DIVISION	W L	HOME W L	AWAY W L	Pct	GB	Last 10	AFFILIATION
Santa Cruz	34-16	20-5	14-11	.680	--	6-4	GSW
Stockton	30-20	18-7	12-13	.600	4.0	5-5	SAC
Agua Caliente	26-24	14-11	12-13	.520	8.0	5-5	LAC
South Bay	21-29	13-12	8-17	.420	13.0	6-4	LAL
Northern Arizona	12-38	7-18	5-20	.240	22.0	3-7	PHO

SOUTHWEST DIVISION	W L	HOME W L	AWAY W L	Pct	GB	Last 10	AFFILIATION
Rio Grande Valley	34-16	18-7	16-9	.680	--	7-3	HOU
Salt Lake City	27-23	15-10	12-13	.540	7.0	6-4	UTA
Austin	20-30	13-12	7-18	.400	14.0	4-6	SAS
Texas	16-34	14-11	2-23	.320	18.0	2-8	DAL

NATIONAL BASKETBALL ASSOCIATION G LEAGUE

COLLEGE PARK SKYHAWKS

GENERAL MANAGER - DEREK PIERCE
ASSISTANT GENERAL MANAGER - TORI MILLER
HEAD COACH - NOEL GILLESPIE

The College Park Skyhawks, the Hawks' NBA G League affiliate, begin play for the 2019-20 season at the all-new Gateway Center Arena @ College Park, a multi-purpose sports and entertainment venue with 5,000 seats for events such as concerts and convocations and 3,500 seats available for Skyhawks basketball games.

Derek Pierce was named the team's General Manager on June 28, 2018, and Noel Gillespie was named head coach on July 19, 2018. Tori Miller was promoted to Assistant General Manager on July 30, 2019.

TORI MILLER - ASSISTANT GENERAL MANAGER

Tori Miller is in her third season with the College Park Skyhawks and her first as Assistant General Manager. She spent the last two years as the team's Manager of Basketball Operations.

She worked for the Phoenix Suns from 2014-16 as a Basketball Operations intern following an internship in Marketing and Sales with the Women's Basketball Coaches Association.

The University of Miami School of Business Cum Laude graduate earned a Bachelor of Business Administration in Marketing with a minor in Sports Administration in 2013. Miller is a native of Decatur, GA.

NOEL GILLESPIE - HEAD COACH

A 17-year veteran of pro basketball, Noel Gillespie begins his second season as Head Coach of the College Park Skyhawks. He was named to the role on July 19, 2018.

He joined the Skyhawks after serving as the inaugural head coach of the Greensboro Swarm, NBA G league affiliate of the Charlotte Hornets, for the prior two seasons. Before to coaching the Swarm, Gillespie was an assistant coach for the Denver Nuggets for three seasons.

Before his time in Denver, he worked for the Phoenix Suns for 10 seasons. He started with the Suns in 2003-04, spending his first season as assistant video coordinator and the next four seasons as video coordinator. Gillespie was named an advance scout in 2008-09 and spent the following season as an assistant coach/advance scout. Prior to the start of the 2010-11 campaign, Gillespie was promoted to a full-time assistant coach.

In 2007, while with the Suns, Gillespie was named an assistant coach for the Western Conference All-Star Team and the sophomore team at the Rookie Challenge during All-Star Weekend in Las Vegas.

A native of Milwaukee, WI, Gillespie began his NBA career in 2001-02, serving as a video assistant for the Indiana Pacers. He then spent the 2002-03 season as a graduate assistant for men's and women's basketball at Florida State University.

Gillespie is a graduate of University Wisconsin-Whitewater, earning a degree in electronic media communications with a minor in coaching.

He and his wife, Sherry, have two children, Jack and Rowen.

NATIONAL BASKETBALL ASSOCIATION G LEAGUE

CALBERT CHEANEY
ASSISTANT COACH

MFON UDOFIA
ASSISTANT COACH

SHELDEN WILLIAMS
ASSISTANT COACH

THERIAN WILLIAMS
ASSISTANT COACH

CALLY BELTZ
HEAD ATHLETIC TRAINER

YASEEN KHAN
STRENGTH & CONDITIONING COACH

ALLI EHRHARDT
MANAGER – PR AND CSR

VON HARRIS
MANAGER - GAME ENTERTAINMENT AND OPERATIONS

RYAN SILVERSTEIN
COORDINATOR - BASKETBALL OPERATIONS

RACHAEL STARR
MANAGER - TICKET SALES

NBA AWARD WINNERS

2019 NBA HONOR ROLL

NBA Most Valuable Player ..... Giannis Antetokounmpo, Milwaukee
Red Auerbach Coach of the Year ..... Mike Budenholzer, Milwaukee
Rookie of the Year ..... Luka Doncic, Dallas
Most Improved Player ..... Pascal Siakam, Toronto
Defensive Player of the Year ..... Rudy Gobert, Utah
Sixth Man of the Year ..... Lou Williams, LA Clippers
J. Walter Kennedy PBWA Citizenship Award ..... Damian Lillard, Portland
Sporting News NBA Executive of the Year ..... Jon Horst, Milwaukee
Joe Dumars Trophy/NBA Sportsmanship Award ..... Mike Conley, Memphis
Twyman-Stokes Award ..... Mike Conley, Memphis

ALL-NBA TEAMS

First Team	Second Team	Third Team
Giannis Antetokounmpo, Milwaukee	Kevin Durant, Golden State	Blake Griffin, Detroit
Paul George, Oklahoma City	Kawhi Leonard, Toronto	LeBron James, LA Lakers
Nikola Jokic, Denver	Joel Embiid, Philadelphia	Rudy Gobert, Utah
James Harden, Houston	Damian Lillard, Portland	Russell Westbrook, Okla. City
Stephen Curry, Golden State	Kyrie Irving, Boston	Kemba Walker, Charlotte

NBA ALL-DEFENSIVE TEAMS

First Team	Second Team
Rudy Gobert, Utah	Jrue Holiday, New Orleans
Paul George, Oklahoma City	Klay Thompson, Golden State
Giannis Antetokounmpo, Milwaukee	Joel Embiid, Philadelphia
Marcus Smart, Boston	Draymond Green, Golden State
Eric Bledsoe, Milwaukee	Kawhi Leonard, Toronto

NBA ALL-ROOKIE TEAMS (Chosen without regard to position)

First Team	Second Team
Luka Doncic, Dallas	Shai Gilgeous-Alexander, LA Clippers
Trae Young, Atlanta	Collin Sexton, Cleveland
DeAndre Ayton, Phoenix	Landry Shamet, LA Clippers
Jaren Jackson Jr., Memphis	Mitchell Robinson, NY Knicks
Marvin Bagley III, Sacramento	Kevin Huerter, Atlanta

NBA MOST VALUABLE PLAYER BALLOTING

Player, Team	1st	2nd	3rd	4th	5th	Pts
Giannis Antetokounmpo, Milwaukee	78	23	0	0	0	941
James Harden, Houston	23	78	0	0	0	776
Paul George, Oklahoma City	0	0	58	19	9	356
Nikola Jokic, Denver	0	0	16	39	15	212
Stephen Curry, Golden State	0	0	16	25	20	175
Damian Lillard, Portland	0	0	3	6	36	69
Joel Embiid, Philadelphia	0	0	4	6	11	49
Kevin Durant, Golden St.	0	0	2	4	3	25
Kawhi Leonard, Toronto	0	0	2	0	3	13
Russell Westbrook, Oklahoma City	0	0	0	2	2	8
Rudy Gobert, Utah	0	0	0	0	1	1
LeBron James, LA Lakers	0	0	0	0	1	1

FINAL NBA STANDINGS

EASTERN CONFERENCE

ATLANTIC	W	L	PCT.	GB	HOME	ROAD	LAST 10 GAMES	STREAK
Toronto	58	24	.707	--	32-9	26-15	7-3	Won 2
Philadelphia	51	31	.622	7.0	31-10	20-21	4-6	Won 1
Boston	49	33	.598	9.0	28-13	21-20	6-4	Won 1
Brooklyn	42	40	.512	16.0	23-18	19-22	6-4	Won 3
New York	17	65	.207	41.0	9-32	8-33	3-7	Lost 1

CENTRAL	W	L	PCT.	GB	HOME	ROAD	LAST 10 GAMES	STREAK
Milwaukee	60	22	.732	--	33-8	27-14	7-3	Lost 1
Indiana	48	34	.585	12.0	29-12	19-22	4-6	Won 1
Detroit	41	41	.500	19.0	26-15	15-26	4-6	Won 2
Chicago	22	60	.268	38.0	9-32	13-28	2-8	Lost 3
Cleveland	19	63	.232	41.0	13-28	6-35	0-10	Lost 10

SOUTHEAST	W	L	PCT.	GB	HOME	ROAD	LAST 10 GAMES	STREAK
Orlando	42	40	.512	--	25-16	17-24	8-2	Won 4
Charlotte	39	43	.476	3.0	25-16	14-27	6-4	Lost 1
Miami	39	43	.476	3.0	19-22	20-21	4-6	Lost 1
Washington	32	50	.390	10.0	22-19	10-31	2-8	Lost 4
Atlanta	29	53	.354	13.0	17-24	12-29	5-5	Lost 3

WESTERN CONFERENCE

NORTHWEST	W	L	PCT.	GB	HOME	ROAD	LAST 10 GAMES	STREAK
Denver	54	28	.659	--	34-7	20-21	5-5	Won 1
Portland	53	29	.646	1.0	32-9	21-20	8-2	Won 3
Utah	50	32	.610	4.0	29-12	21-20	8-2	Lost 1
Oklahoma City	49	33	.598	5.0	27-14	22-19	7-3	Won 5
Minnesota	36	46	.439	18.0	25-16	11-30	4-6	Lost 3

PACIFIC	W	L	PCT.	GB	HOME	ROAD	LAST 10 GAMES	STREAK
Golden State	57	25	.695	--	30-11	27-14	8-2	Lost 1
LA Clippers	48	34	.585	9.0	26-15	22-19	6-4	Won 1
Sacramento	39	43	.476	18.0	24-17	15-26	3-7	Lost 3
LA Lakers	37	45	.451	20.0	22-19	15-26	6-4	Lost 1
Phoenix	19	63	.232	38.0	12-29	7-34	2-8	Lost 2

SOUTHWEST	W	L	PCT.	GB	HOME	ROAD	LAST 10 GAMES	STREAK
Houston	53	29	.646	--	31-10	22-19	8-2	Lost 1
San Antonio	48	34	.585	5.0	32-9	16-25	6-4	Won 3
Memphis	33	49	.402	20.0	21-20	12-29	4-6	Won 1
New Orleans	33	49	.402	20.0	19-22	14-27	3-7	Lost 1
Dallas	33	49	.402	20.0	24-17	9-32	5-5	Lost 1

2018-19 HEAD-TO-HEAD WIN GRID

	ATL	BOS	BKN	CHA	CHI	CLE	DAL	DEN	DET	GSW	HOU	IND	LAC	LAL	MEM	MIA	MIL	MIN	NOP	NYK	OKC	ORL	PHIL	PHO	POR	SAC	SAS	TOR	UTA	WAS
TOR	3	2	3	1	4	3	2	0	0	2	0	2	2	2	2	4	1	2	1	4	1	2	3	2	1	2	1	--	2	4
PHI	1	1	2	4	3	2	1	1	3	1	1	3	2	2	1	2	1	2	2	4	1	2	--	2	0	1	1	1	2	2
BOS	4	--	2	2	2	4	1	0	3	1	0	3	0	1	2	3	1	2	2	3	2	0	3	1	0	2	0	2	0	3
BKN	3	2	--	2	3	3	1	2	2	0	1	1	0	2	1	2	1	0	1	3	0	2	2	2	0	2	1	1	0	2
NYK	3	1	1	1	2	0	1	0	0	0	0	0	0	2	1	0	1	0	1	--	0	1	0	0	0	0	1	0	0	1
MIL	3	2	3	3	4	3	2	2	4	1	2	3	1	2	1	3	--	2	2	3	0	2	2	0	1	2	1	3	1	2
IND	4	1	2	2	4	3	1	1	3	0	0	--	1	1	1	3	1	1	2	4	1	1	1	2	0	1	1	1	2	3
DET	2	1	1	0	4	3	1	1	--	1	1	1	1	1	2	2	0	2	1	4	0	3	1	2	1	0	0	3	0	2
CHI	2	1	1	1	--	3	0	0	0	0	0	0	0	0	2	1	0	0	0	1	1	2	1	2	0	0	1	0	0	3
CLE	1	0	1	1	1	--	0	0	1	0	1	1	0	1	1	0	1	0	0	3	0	1	1	1	0	0	0	1	0	2
ORL	4	3	1	2	2	2	1	0	1	1	1	3	0	2	1	3	1	1	2	3	0	--	2	1	0	0	1	2	1	1
CHA	3	2	2	--	2	3	0	1	4	0	0	1	0	0	2	2	1	1	1	2	0	2	0	2	0	1	2	2	0	3
MIA	1	1	2	2	2	4	2	0	2	1	1	0	1	0	2	--	1	0	2	3	1	1	1	1	2	0	2	0	1	3
WAS	2	0	2	1	1	2	1	1	1	0	1	1	1	1	1	1	1	1	1	3	1	3	1	2	1	1	0	0	0	--
ATL	--	0	0	1	2	2	1	1	1	0	0	0	1	1	1	3	1	2	2	1	1	0	3	2	0	0	0	0	1	2
HOU	2	2	1	2	2	1	2	3	1	3	--	2	1	3	3	1	0	1	2	2	1	1	1	3	1	4	3	2	2	1
SAS	2	2	1	0	1	2	4	2	2	2	1	1	2	3	2	0	1	3	3	1	2	1	1	3	2	0	--	1	1	2
DAL	1	1	1	2	2	2	--	0	1	2	2	1	2	0	1	0	0	2	1	1	3	1	1	2	2	0	0	0	1	1
MEM	1	0	1	0	0	1	3	1	0	1	1	1	1	2	--	0	1	2	2	1	1	1	1	2	2	1	2	0	3	1
NOP	0	0	1	1	2	2	3	2	1	0	2	0	2	1	2	0	0	2	--	1	2	0	0	2	0	3	1	1	1	1
DEN	1	2	0	1	2	2	3	--	1	1	1	1	3	2	2	2	0	4	2	2	4	2	1	3	3	3	2	2	1	1
POR	2	2	2	2	2	2	2	1	1	2	2	2	3	2	2	0	1	3	3	2	0	2	2	3	--	2	2	1	2	1
UTA	1	2	2	2	2	2	3	3	2	1	2	0	2	2	1	1	1	3	2	2	0	1	0	4	2	3	2	0	--	2
OKC	1	0	2	2	1	2	1	0	2	1	3	1	2	2	2	1	2	1	2	2	--	2	1	4	4	1	1	1	4	1
MIN	0	0	2	1	2	2	1	0	0	1	2	1	1	3	2	2	0	--	2	2	3	1	0	2	1	2	1	0	1	1
GSW	2	1	2	2	2	2	2	3	1	--	1	2	3	3	3	1	1	3	3	2	2	1	1	3	2	4	1	0	2	2
LAC	1	2	2	2	2	2	2	1	1	1	2	1	--	2	3	1	1	2	1	2	2	2	0	4	1	4	2	0	1	1
SAC	2	0	0	1	2	2	3	0	2	0	0	1	0	1	3	2	0	2	1	2	3	2	1	3	1	--	3	0	1	1
LAL	1	1	0	2	2	1	3	1	1	1	1	1	2	--	1	2	0	1	3	0	1	0	0	3	2	3	1	0	2	1
PHO	0	1	0	0	0	1	2	1	0	1	0	0	0	1	1	1	2	1	2	2	0	1	0	--	0	1	1	0	0	0

FINAL NBA STATS

2018-19 FINAL NBA INDIVIDUAL HIGHS

MOST MINUTES PLAYED, SEASON	3,028	Beal, Washington
MOST MINUTES PLAYED, GAME	56	two times, most recently by: LaVine, Chicago at Atlanta, 3/1; Young, Atlanta vs. Chicago, 3/1
MOST FIELD GOALS MADE, GAME	21	Walker, Charlotte vs. Philadelphia, 11/17
MOST FIELD GOAL ATTEMPTS, GAME	39	Harden, Houston at Memphis, 3/20
MOST 3-PT. FIELD GOALS MADE, GAME	14	Thompson, Golden State at Chicago, 10/29
MOST 3-PT. FIELD GOAL ATTEMPTS, GAME	24	Thompson, Golden State at Chicago, 10/29
MOST FREE THROWS MADE, GAME	22	Harden, Houston at New York, 1/23
MOST FREE THROW ATTEMPTS, GAME	27	Harden, Houston vs. Memphis, 12/31
MOST REBOUNDS, GAME	27	Towns, Minnesota vs. New Orleans, 1/12
MOST OFFENSIVE REBOUNDS, GAME	12	two times, most recently by: McGee, LA Lakers vs. Brooklyn, 3/22
MOST DEFENSIVE REBOUNDS, GAME	23	Valanciunas, Memphis at Orlando, 3/22
MOST OFFENSIVE REBOUNDS, SEASON	423	Drummond, Detroit
MOST DEFENSIVE REBOUNDS, SEASON	809	Drummond, Detroit
MOST ASSISTS, GAME	24	Westbrook, OKC at San Antonio, 1/10
MOST BLOCKED SHOTS, GAME	9	two times, most recently by: Robinson, New York vs. Orlando, 11/11
MOST PERSONAL FOULS, SEASON	292	Towns, Minnesota
MOST DISQUALIFICATIONS, SEASON	9	Nurkic, Portland; Towns, Minnesota

2018-19 FINAL NBA TEAM HIGHS AND LOWS

MOST POINTS, GAME	168	Chicago at Atlanta 3/1
FEWEST POINTS, GAME	68	Utah at Dallas 11/14
HIGHEST FIELD GOAL PERCENTAGE, GAME	.649	two times, most recently by: San Antonio at Orlando 12/19
LOWEST FIELD GOAL PERCENTAGE, GAME	.278	Detroit at Brooklyn 3/11
MOST FIELD GOALS MADE, GAME	61	Atlanta vs. Chicago 3/1
FEWEST FIELD GOALS MADE, GAME	25	three times, most recently by: LA Clippers at Memphis 12/5
MOST FIELD GOAL ATTEMPTS, GAME	123	Atlanta vs. Chicago 3/1
FEWEST FIELD GOAL ATTEMPTS, GAME	64	Phoenix vs. Memphis 11/4
MOST 3-POINT FIELD GOALS MADE, GAME	27	Houston at Phoenix 4/7
MOST 3-POINT FIELD GOALS ATTEMPTED, GAME	70	Houston vs. Brooklyn 1/16
MOST FREE THROWS MADE, GAME	44	Philadelphia vs. Detroit 11/3
FEWEST FREE THROWS MADE, GAME	2	Miami vs. Orlando 12/4
FEWEST FREE THROWS ATTEMPTED, GAME	4	Denver at San Antonio 3/4
MOST REBOUNDS, GAME	71	Milwaukee at Atlanta 3/31
FEWEST REBOUNDS, GAME	22	Cleveland vs. Miami 1/2
MOST ASSISTS, GAME	42	Golden State vs. San Antonio 2/6
MOST STEALS, GAME	20	Miami vs. Atlanta 11/27
MOST PERSONAL FOULS, GAME	38	Atlanta vs. LA Clippers 11/19
FEWEST PERSONAL FOULS, GAME	9	two times, most recently by: Portland at Atlanta 3/29
MOST BLOCKED SHOTS, GAME	19	Memphis vs. New York 11/25
MOST TURNOVERS, GAME	29	Dallas at Oklahoma City 12/31
FEWEST TURNOVERS, GAME	3	four times, most recently by: Dallas at Utah 2/23

FINAL NBA STATS, CONTINUED

2018-19 FINAL NBA LEADERS

MINIMUMS FOR LEADERS

Scoring:	58 games	Blocked Shots:	58 games
Rebounding:	58 games	Minutes:	58 games
Field Goal Percentage:	300 field goals made	Asst/TO Ratio:	200 assists
Free Throw Percentage:	125 free throws made	Stls/TO Ratio:	82 steals
3-Pt. Field Goal Percentage:	82 3-pt. field goals made		
Assists:	58 games		
Steals:	58 games		

SCORING AVERAGE

Player, Team	G	FG	FT	Pts.	Avg.
Harden, Houston	78	843	754	2818	36.1
George, Oklahoma City	77	707	453	2159	28.0
Antetokounmpo, Milwaukee	72	721	500	1994	27.7
Embiid, Philadelphia	64	580	522	1761	27.5
Curry, Golden State	69	632	263	1881	27.3
Leonard, Toronto	60	560	364	1596	26.6
Booker, Phoenix	64	586	393	1700	26.6
Durant, Golden State	78	721	448	2027	26.0
Lillard, Portland	80	681	468	2067	25.8
Walker, Charlotte	82	731	380	2102	25.6
Beal, Washington	82	764	362	2099	25.6
Griffin, Detroit	75	619	414	1841	24.5
Towns, Minnesota	77	681	376	1880	24.4
Irving, Boston	67	604	214	1596	23.8
Mitchell, Utah	77	661	319	1829	23.8
LaVine, Chicago	63	530	312	1492	23.7
Westbrook, Oklahoma City	73	630	296	1675	22.9
Thompson, Golden State	78	655	129	1680	21.5
Randle, New Orleans	73	571	356	1565	21.4
Aldridge, San Antonio	81	684	349	1727	21.3

REBOUNDS PER GAME

Player, Team	G	Off	Def	Tot	Avg.
Drummond, Detroit	79	423	809	1232	15.6
Embiid, Philadelphia	64	160	711	871	13.6
Jordan, Dallas-New York	69	225	677	902	13.1
Gobert, Utah	81	309	732	1041	12.9
Capela, Houston	67	298	550	848	12.7
Antetokounmpo, Milwaukee	72	159	739	898	12.5
Towns, Minnesota	77	263	691	954	12.4
Vucevic, Orlando	80	224	736	960	12.0
Whiteside, Miami	72	257	560	817	11.3
Westbrook, Oklahoma City	73	109	698	807	11.1
Jokic, Denver	80	228	637	865	10.8
Nurkic, Portland	72	243	505	748	10.4
Ayton, Phoenix	71	223	506	729	10.3
Kanter, New York-Portland	67	257	402	659	9.8
Collins, Atlanta	61	219	376	595	9.8
Adams, Oklahoma City	80	391	369	760	9.5
Sabonis, Indiana	74	186	504	690	9.3
Aldridge, San Antonio	81	251	493	744	9.2
B. Simmons, Philadelphia	79	172	525	697	8.8
Randle, New Orleans	73	162	472	634	8.7

ASSISTS PER GAME

Player, Team	G	Ast.	Avg.
Westbrook, Oklahoma City	73	784	10.7
Lowry, Toronto	65	564	8.7
Paul, Houston	58	473	8.2
Young, Atlanta	81	653	8.1
Holiday, New Orleans	67	518	7.7
B. Simmons, Philadelphia	79	610	7.7
Harden, Houston	78	586	7.5
Fox, Sacramento	81	590	7.3
Jokic, Denver	80	580	7.3
Russell, Brooklyn	81	563	7.0
Irving, Boston	67	464	6.9
Lillard, Portland	80	551	6.9
Green, Golden State	66	454	6.9
Booker, Phoenix	64	433	6.8
Conley, Memphis	70	449	6.4
DeRozan, San Antonio	77	475	6.2
Rubio, Utah	68	416	6.1
Collison, Indiana	76	459	6.0
Doncic, Dallas	72	429	6.0
Walker, Charlotte	82	484	5.9

FIELD GOAL PERCENTAGE

Player, Team	FG	FGA	Pct.
Gobert, Utah	476	712	.669
Capela, Houston	474	732	.648
McGee, LA Lakers	400	641	.624
Bryant, Washington	309	502	.616
Harrell, LA Clippers	546	888	.615
Adams, Oklahoma City	481	809	.595
Sabonis, Indiana	413	700	.590
Allen, Brooklyn	335	568	.590
Favors, Utah	363	619	.586
Ayton, Phoenix	509	870	.585
Antetokounmpo, Milwaukee	712	1247	.578
Whiteside, Miami	388	680	.571
Lopez, Chicago	304	535	.568
Gibson, Minnesota	304	537	.566
B. Simmons, Philadelphia	540	960	.563
Collins, Atlanta	465	831	.560
Valaciunas, Toronto-Memphis	301	538	.559
Cauley-Stein, Sacramento	412	741	.556
Siakam, Toronto	519	945	.549
Kanter, New York-Portland	375	683	.549

FREE THROW PERCENTAGE

Player, Team	FT	FTA	Pct.
Brogdon, Milwaukee	141	152	.928
Curry, Golden State	263	287	.916
Lillard, Portland	468	513	.912
Gallinari, LA Clippers	367	406	.904
Redick, Philadelphia	228	255	.894
Lamb, Charlotte	231	260	.888
Green, Washington	183	206	.888
Hield, Sacramento	171	193	.886
Durant, Golden State	448	506	.885
Hood, Cleveland-Portland	137	155	.884
Saric, Philadelphia-Minnesota	132	150	.880
Harden, Houston	754	858	.879
Williams, LA Clippers	425	485	.876
Ross, Orlando	126	144	.875
Irving, Boston	214	245	.873
Markkanen, Chicago	170	195	.872
Caldwell-Pope, LA Lakers	137	158	.867
Aminu, Portland	150	173	.867
Harris, LA Clippers-Philadelphia	266	307	.866
Augustin, Orlando	181	209	.866

3-POINT FIELD GOAL PERCENTAGE

Player, Team	3FG	3FGA	Pct.
Harris, Brooklyn	183	386	.474
Green, Toronto	198	435	.455
Curry, Portland	113	251	.450
Curry, Golden State	354	810	.437
Gallinari, LA Clippers	161	372	.433
Bertans, San Antonio	145	338	.429
Hield, Sacramento	278	651	.427
Brogdon, Milwaukee	104	244	.426
Forbes, San Antonio	176	413	.426
Bogdanovic, Indiana	164	386	.425
Shamet, Philadelphia-LA Clippers	167	396	.422
Augustin, Orlando	131	311	.421
Morris, Denver	94	227	.414
McDermott, Indiana	84	206	.408
Porter, Washington-Chicago	104	256	.406
Beasley, Denver	163	405	.402
Thompson, Golden State	241	599	.402
Sexton, Cleveland	119	296	.402
Irving, Boston	174	434	.401
Scott, LA Clippers-Philadelphia	101	252	.401

FINAL NBA STATS, CONTINUED

2018-19 FINAL NBA LEADERS

STEALS PER GAME

Player, Team	G	Stl.	Avg.
George, Oklahoma City	77	170	2.21
Harden, Houston	78	158	2.03
Paul, Houston	58	114	1.97
Westbrook, Oklahoma City	73	142	1.95
Butler, Minnesota-Philadelphia	65	123	1.89
Smart, Boston	80	143	1.79
Leonard, Toronto	60	106	1.77
Drummond, Detroit	79	136	1.72
Fox, Sacramento	81	133	1.64
Holiday, New Orleans	67	109	1.63
Tucker, Houston	82	132	1.61
Bridges, Phoenix	82	129	1.57
Irving, Boston	67	103	1.54
T. Young, Indiana	81	123	1.52
Nance, Cleveland	67	100	1.49
Bledsoe, Milwaukee	78	116	1.49
Beal, Washington	82	121	1.48
Holiday, Chicago-Memphis	82	121	1.48
Adams, Oklahoma City	80	117	1.46
Collison, Indiana	76	110	1.45

BLOCKED SHOTS PER GAME

Player, Team	G	Blk	Avg.
Turner, Indiana	74	199	2.69
Robinson, New York	66	161	2.44
Gobert, Utah	81	187	2.31
Lopez, Milwaukee	81	179	2.21
McGee, LA Lakers	75	148	1.97
Embiid, Philadelphia	64	122	1.91
Whiteside, Miami	72	136	1.89
Drummond, Detroit	79	138	1.75
Towns, Minnesota	77	125	1.62
Antetokounmpo, Milwaukee	72	110	1.53
Capela, Houston	67	102	1.52
Allen, Brooklyn	80	120	1.50
Nurkic, Portland	72	103	1.43
Jackson, Memphis	58	82	1.41
Favors, Utah	76	106	1.39
Ibaka, Toronto	74	103	1.39
Harrell, LA Clippers	82	110	1.34
Aldridge, San Antonio	81	107	1.32
Isaac, Orlando	75	98	1.31
Horford, Boston	68	86	1.26

ASSIST/TURNOVER RATIO - TEAM

Team	Ast.	TO	Ratio
Golden State	2413	1169	2.06
Boston	2155	1052	2.05
Denver	2245	1102	2.04
San Antonio	2013	992	2.03
Orlando	2095	1082	1.94
Charlotte	1905	1001	1.90
Sacramento	2083	1095	1.90
Indiana	2128	1122	1.90
Minnesota	2018	1074	1.88
Milwaukee	2136	1137	1.88
Washington	2154	1154	1.87
New Orleans	2216	1215	1.82
Toronto	2085	1150	1.81
Philadelphia	2207	1223	1.80
Utah	2133	1240	1.72
Memphis	1963	1147	1.71
Oklahoma City	1917	1145	1.67
Portland	1887	1135	1.66
LA Clippers	1970	1193	1.65
Miami	1991	1208	1.65
Dallas	1918	1167	1.64
LA Lakers	2096	1284	1.63
Detroit	1845	1135	1.63
Houston	1741	1094	1.59
Brooklyn	1954	1236	1.58
Chicago	1796	1159	1.55
Cleveland	1698	1106	1.54
Phoenix	1957	1279	1.53
Atlanta	2118	1397	1.52
New York	1646	1151	1.43

STEALS/TURNOVER RATIO - TEAM

Team	Stl.	TO	Ratio
Boston	706	1052	0.67
Oklahoma City	766	1145	0.67
Houston	700	1094	0.64
Minnesota	683	1074	0.64
Indiana	713	1122	0.64
Sacramento	679	1095	0.62
Memphis	684	1147	0.60
Washington	683	1154	0.59
Toronto	680	1150	0.59
Charlotte	591	1001	0.59
Denver	634	1102	0.58
Phoenix	735	1279	0.57
Milwaukee	615	1137	0.54
Utah	663	1240	0.53
Golden State	625	1169	0.53
Chicago	603	1159	0.52
Miami	627	1208	0.52
San Antonio	501	992	0.51
New Orleans	610	1215	0.50
Orlando	543	1082	0.50
Detroit	569	1134	0.50
Philadelphia	606	1223	0.50
New York	557	1151	0.48
Atlanta	675	1397	0.48
Cleveland	534	1106	0.48
LA Lakers	618	1284	0.48
Portland	546	1135	0.48
LA Clippers	561	1193	0.47
Dallas	533	1167	0.46
Brooklyn	539	1236	0.44

ASSIST/TURNOVER RATIO - INDIVIDUAL

Player, Team	Ast.	TO	Ratio
Jones, Minnesota	327	47	6.96
Morris, Denver	297	52	5.71
Arcidiacano, Chicago	269	63	4.27
Iguodala, Golden State	216	52	4.15
Joseph, Indiana	321	80	4.01
VanVleet, Toronto	307	82	3.74
Collison, Indiana	459	125	3.67
Teague, Minnesota	343	97	3.54
Beverley, LA Clippers	300	85	3.53
Conley, Memphis	449	130	3.45

STEALS/TURNOVER RATIO - INDIVIDUAL

Player, Team	Stl.	TO	Ratio
Tucker, Houston	132	63	2.10
Bridges, Phoenix	129	70	1.84
Harrison, Chicago	89	60	1.48
Okogie, Minnesota	88	63	1.40
Butler, Minnesota-Philadelphia	123	95	1.29
Porter Jr., Washington-Chicago	82	65	1.26
Joseph, Indiana	94	80	1.18
Holiday, Chicago-Memphis	121	104	1.16
Smart, Boston	143	123	1.16
Cauley-Stein, Sacramento	96	84	1.14

FINAL NBA STATS, CONTINUED

MISCELLANEOUS STANDINGS

	Leading At Half	Trailing At Half	Leading After Third	Trailing After Third	Season Won-Lost
Atlanta	20-18	9-32	19-3	7-49	29-53
Boston	38-11	9-21	42-5	7-26	49-33
Brooklyn	29-8	8-28	33-6	7-32	42-40
Charlotte	29-9	9-32	33-8	5-34	39-43
Chicago	9-17	8-42	18-5	4-53	22-60
Cleveland	15-10	3-48	11-2	5-59	19-63
Dallas	23-14	8-34	27-8	5-40	33-49
Denver	40-5	14-22	43-1	7-26	54-28
Detroit	27-10	13-30	29-8	12-33	41-41
Golden State	43-6	11-19	49-5	8-19	57-25
Houston	37-10	15-19	42-6	10-21	53-29
Indiana	37-9	10-23	44-10	3-24	48-34
L.A. Clippers	32-8	14-25	39-2	8-30	48-34
L.A. Lakers	21-11	15-34	28-11	8-34	37-45
Memphis	26-20	6-25	26-13	4-35	33-49
Miami	23-16	11-24	33-10	4-32	39-43
Milwaukee	47-7	13-15	51-3	8-18	60-22
Minnesota	20-9	13-34	28-12	6-33	36-46
New Orleans	20-13	12-34	27-6	5-42	33-49
New York	8-12	9-50	10-8	7-54	17-65
Oklahoma City	31-5	17-27	39-7	9-26	49-33
Orlando	30-11	12-27	32-8	10-31	42-40
Philadelphia	42-7	6-22	43-6	7-24	51-31
Phoenix	10-12	9-48	13-11	5-52	19-63
Portland	41-10	10-18	48-4	5-25	53-29
Sacramento	25-14	12-28	29-6	9-34	39-43
San Antonio	37-6	9-28	39-4	9-28	48-34
Toronto	45-4	13-19	50-6	7-18	58-24
Utah	42-10	8-21	45-9	4-23	50-32
Washington	19-12	8-37	25-8	6-40	32-50

TEAM STATISTICS

		FIELD GOALS		3-PT. FG'S		FREE THROWS		REBOUNDS		SCORING							
TEAM	G	MADE - ATT	PCT	MADE - ATT	PCT	MADE - ATT	PCT	OFF - DEF	TOT	AST	PF	DQ	STL	TO	BLK	PTS	AVG.
MIL	82	3555-7471	.476	1105-3134	.353	1471-1904	.773	762-3316	4078	2136	1608	9	615	1137	486	9686	118.1
GSW	82	3612-7361	.491	1087-2824	.385	1339-1672	.801	797-2990	3787	2413	1757	7	625	1169	525	9650	117.7
NOP	82	3581-7563	.473	842-2449	.344	1462-1921	.761	909-2969	3878	2216	1732	7	610	1215	441	9466	115.4
PHI	82	3407-7233	.471	889-2474	.359	1742-2258	.771	892-3025	3917	2207	1745	6	606	1223	432	9445	115.2
LAC	82	3384-7178	.471	821-2118	.388	1853-2340	.792	796-2936	3732	1970	1913	11	561	1193	385	9442	115.1
POR	82	3470-7427	.467	904-2520	.359	1558-1914	.814	967-2968	3935	1887	1669	14	546	1135	413	9402	114.7
OKC	82	3497-7706	.454	932-2677	.348	1461-2049	.713	1031-2911	3942	1917	1839	20	766	1145	425	9387	114.5
TOR	82	3460-7305	.474	1015-2771	.366	1449-1803	.804	786-2920	3706	2085	1751	12	680	1150	437	9384	114.4
SAC	82	3541-7637	.464	927-2455	.378	1354-1865	.726	906-2819	3725	2083	1751	12	679	1095	363	9363	114.2
WAS	82	3456-7387	.468	930-2731	.341	1508-1963	.768	794-2679	3473	2154	1701	10	683	1154	379	9350	114.0
HOU	82	3218-7163	.449	1323-3721	.356	1582-2001	.791	836-2613	3449	1741	1803	6	700	1094	405	9341	113.9
ATL	82	3392-7524	.451	1067-3034	.352	1443-1918	.752	955-2825	3780	2118	1932	16	675	1397	419	9294	113.3
MIN	82	3413-7483	.456	827-2357	.351	1570-1995	.787	923-2750	3673	2018	1664	16	683	1074	411	9223	112.5
BOS	82	3451-7423	.465	1032-2829	.365	1282-1598	.802	804-2849	3653	2155	1670	6	706	1052	435	9216	112.4
BKN	82	3301-7358	.449	1047-2965	.353	1555-2088	.745	900-2919	3819	1954	1763	18	539	1236	339	9204	112.2
LAL	82	3491-7425	.470	847-2541	.333	1336-1910	.699	835-2985	3820	2096	1701	10	618	1284	440	9165	111.8
UTA	82	3314-7082	.468	993-2789	.356	1540-2092	.736	820-2981	3801	2133	1728	2	663	1240	483	9161	111.7
SAS	82	3468-7248	.478	812-2071	.392	1408-1720	.819	757-2910	3667	2013	1487	4	501	992	386	9156	111.7
CHA	82	3297-7362	.448	977-2783	.351	1510-1895	.797	814-2778	3592	1905	1550	16	591	1001	405	9081	110.7
DEN	82	3439-7384	.466	903-2571	.351	1294-1714	.755	972-2832	3804	2245	1644	11	634	1102	363	9075	110.7
DAL	82	3182-7122	.447	1022-3002	.340	1541-2076	.742	832-2884	3716	1918	1650	5	533	1167	351	8927	108.9
IND	82	3390-7135	.475	779-2081	.374	1298-1727	.752	762-2766	3528	2128	1594	6	713	1122	404	8857	108.0
PHO	82	3289-7164	.459	790-2400	.329	1447-1858	.779	748-2563	3311	1957	1932	16	735	1279	418	8815	107.5
ORL	82	3316-7307	.454	937-2633	.356	1231-1575	.782	822-2902	3724	2095	1526	6	543	1082	445	8800	107.3
DET	82	3185-7328	.440	993-2854	.348	1415-1893	.747	936-2752	3688	1845	1811	8	569	1135	331	8778	107.0
MIA	82	3251-7218	.450	928-2658	.349	1238-1782	.695	921-2879	3800	1991	1712	3	627	1208	448	8668	105.7
CHI	82	3266-7205	.453	745-2123	.351	1328-1695	.783	718-2799	3517	1796	1663	12	603	1159	351	8605	104.9
NYK	82	3134-7241	.433	823-2421	.340	1484-1956	.759	857-2811	3668	1646	1713	20	557	1151	422	8575	104.6
CLE	82	3189-7184	.444	847-2388	.355	1342-1694	.792	879-2619	3498	1698	1642	11	534	1106	195	8567	104.5
MEM	82	3113-6924	.450	811-2368	.342	1453-1882	.772	723-2703	3426	1963	1801	17	684	1147	448	8490	103.5

FINAL NBA STATS, CONTINUED

OPPONENTS' STATISTICS

	FIELD GOALS		3-PT. FG'S		FREE THROWS		REBOUNDS		SCORING								
TEAM	MADE - ATT	PCT	MADE - ATT	PCT	MADE - ATT	PCT	OFF - DEF	TOT	AST	PF	DQ	STL	TO	BLK	PTS	AVG.	DIFF.
IND	3177-7059	.450	932-2633	.354	1298-1718	.756	862-2718	3580	2006	1642	6	608	1284	425	8584	104.7	+ 3.3
MIA	3141-7116	.441	973-2717	.358	1432-1861	.769	831-2792	3623	1913	1652	10	612	1159	389	8687	105.9	- 0.2
MEM	3083-6836	.451	951-2639	.360	1586-2023	.784	781-2883	3664	1920	1758	9	625	1249	402	8703	106.1	- 2.6
UTA	3276-7253	.452	806-2273	.355	1372-1822	.753	733-2762	3495	1770	1835	19	695	1136	376	8730	106.5	+ 5.3
ORL	3274-7185	.456	858-2475	.347	1336-1717	.778	739-2922	3661	1892	1537	6	575	1064	362	8742	106.6	+ 0.7
DEN	3246-7084	.458	887-2618	.339	1372-1822	.753	799-2685	3484	2016	1675	11	610	1109	407	8751	106.7	+ 4.0
DET	3271-6969	.469	786-2278	.345	1470-1947	.755	747-2834	3581	1940	1748	23	566	1153	419	8798	107.3	- 0.2
BOS	3239-7222	.448	944-2748	.344	1430-1872	.764	852-2912	3764	1940	1602	9	556	1241	317	8852	108.0	+ 4.4
TOR	3302-7352	.449	882-2559	.345	1399-1829	.765	867-2804	3671	2012	1683	8	622	1225	368	8885	108.4	+ 6.1
HOU	3313-7106	.466	831-2444	.340	1493-1944	.768	899-2825	3724	1929	1640	4	607	1232	369	8950	109.1	+ 4.8
MIL	3322-7669	.433	1073-2976	.361	1242-1694	.733	813-2902	3715	2031	1653	6	557	1096	395	8959	109.3	+ 8.9
SAS	3404-7354	.463	961-2678	.359	1249-1654	.755	756-2844	3600	2025	1611	11	589	999	332	9018	110.0	+ 1.7
DAL	3357-7315	.459	918-2667	.344	1400-1802	.777	836-2840	3676	2011	1905	13	643	1065	368	9032	110.1	- 1.3
POR	3371-7384	.457	878-2443	.359	1438-1868	.770	842-2670	3512	1906	1699	15	603	1014	420	9058	110.5	+ 4.2
OKC	3343-7272	.460	922-2592	.356	1500-1971	.761	811-2936	3747	2039	1844	10	672	1372	415	9108	111.1	+ 3.4
GSW	3315-7471	.444	955-2753	.347	1535-1987	.773	886-2750	3636	1989	1601	5	630	1105	295	9120	111.2	+ 6.5
CHA	3436-7311	.470	992-2748	.361	1307-1660	.787	825-2931	3756	2133	1686	7	565	1109	492	9171	111.8	- 1.1
BKN	3460-7581	.456	848-2486	.341	1442-1872	.770	902-2889	3791	1944	1807	12	638	1104	432	9210	112.3	- 0.1
PHI	3418-7506	.455	843-2464	.342	1545-2011	.768	823-2743	3566	1917	1816	13	634	1045	336	9224	112.5	+ 2.7
CHI	3464-7316	.473	990-2709	.365	1377-1805	.763	824-2984	3808	2094	1534	7	600	1092	473	9295	113.4	- 8.4
LAL	3438-7610	.452	971-2784	.349	1459-1862	.784	924-2918	3842	2053	1706	6	683	1167	421	9306	113.5	- 1.7
NYK	3434-7352	.467	969-2673	.363	1493-1948	.766	881-3016	3897	2098	1708	7	607	1084	458	9330	113.8	- 9.2
MIN	3452-7386	.467	1041-2752	.378	1401-1827	.767	921-2822	3743	2145	1795	12	539	1209	455	9346	114.0	- 1.5
CLE	3539-7148	.495	984-2590	.380	1293-1680	.770	782-2835	3617	2107	1592	8	568	1022	459	9355	114.1	- 9.6
LAC	3423-7490	.457	849-2477	.343	1677-2159	.777	925-2826	3751	1976	1969	28	677	1081	498	9372	114.3	+ 0.9
SAC	3465-7430	.466	986-2837	.348	1539-1998	.770	917-3015	3932	2024	1753	8	618	1304	420	9455	115.3	- 1.1
NOP	3549-7610	.466	1006-2766	.364	1471-1926	.764	898-2855	3753	2174	1722	11	702	1113	445	9575	116.8	- 1.3
PHO	3482-7230	.482	912-2454	.372	1705-2263	.753	971-2897	3868	2126	1694	10	737	1285	411	9581	116.8	- 9.3
WAS	3560-7424	.480	994-2689	.370	1474-1895	.778	936-2939	3875	2151	1741	11	631	1292	378	9588	116.9	- 2.9
ATL	3508-7417	.473	1013-2820	.359	1759-2321	.758	871-2904	3775	2202	1817	12	810	1234	448	9788	119.4	- 6.0

TEAM COMPARISONS

	POINTS PER GAME		FIELD GOAL PERCENTAGE		TURNOVERS PER GAME		REBOUND PERCENTAGES			BELOW 100 PTS.		OVERTIME GAMES		DECIDED 3 PTS. OR LESS		DECIDED 10 PTS. OR MORE	
TEAM	OWN	OPP	OWN	OPP	OWN	OPP	OFF	DEF	TOT	OWN	OPP	W	L	W	L	W	L
ATL	113.3	119.4	.451	.473	17.0	15.0	.247	.764	.506	11	5	3	1	9	6	7	31
BOS	112.4	108.0	.465	.448	12.8	15.1	.216	.770	.493	9	20	4	0	5	6	24	12
BKN	112.2	112.3	.449	.456	15.1	13.5	.238	.764	.501	13	14	5	2	12	8	16	22
CHA	110.7	111.8	.448	.470	12.2	13.5	.217	.771	.494	14	16	1	4	6	10	21	20
CHI	104.9	113.4	.453	.473	14.1	13.3	.194	.773	.483	27	14	3	2	8	8	9	31
CLE	104.5	114.1	.444	.495	13.5	12.5	.237	.770	.503	31	9	0	1	5	4	6	43
DAL	108.9	110.1	.447	.459	14.2	13.0	.227	.775	.501	13	15	1	3	7	7	12	22
DEN	110.7	106.7	.466	.458	13.4	13.5	.266	.780	*.523	12	27	2	0	13	3	23	11
DET	107.0	107.3	.440	.469	13.8	14.1	.248	.787	.517	20	19	5	2	6	9	16	21
GSW	117.7	111.2	*.491	.444	14.3	13.5	.225	.771	.498	8	10	0	5	7	7	34	10
HOU	113.9	109.1	.449	.466	13.3	15.0	.228	.744	.486	12	17	2	4	5	7	29	12
IND	108.0	*104.7	.475	.450	13.7	15.7	.219	.762	.491	22	28	1	0	6	6	23	16
LAC	115.1	114.3	.471	.457	14.5	13.2	.220	.760	.490	9	8	5	1	6	2	23	18
LAL	111.8	113.5	.470	.452	15.7	14.2	.222	.764	.493	11	7	2	2	5	4	16	25
MEM	103.5	106.1	.450	.451	14.0	15.2	.200	.776	.488	37	22	3	4	6	9	14	19
MIA	105.7	105.9	.450	.441	14.7	14.1	.248	.776	.512	24	25	1	1	6	9	16	20
MIL	*118.1	109.3	.476	*.433	13.9	13.4	.208	*.803	.506	5	21	1	3	5	6	45	5
MIN	112.5	114.0	.456	.467	14.0	13.2	.221	.761	.491	29	5	2	1	4	7	6	41
NOP	115.4	116.8	.473	.466	14.8	13.6	.241	.768	.505	8	7	1	2	4	6	15	20
NYK	104.6	113.8	.433	.467	14.0	13.2	.221	.761	.491	29	5	2	1	4	7	6	41
OKC	114.5	111.1	.454	.460	14.0	*16.7	.260	.782	.521	11	11	2	3	6	7	23	12
ORL	107.3	106.6	.454	.456	13.2	13.0	.220	.797	.508	25	22	1	3	5	6	21	21
PHI	115.2	112.5	.471	.455	14.9	12.7	.245	.786	.516	7	12	2	3	10	8	22	16
PHO	107.5	116.8	.459	.482	15.6	15.7	.205	.725	.465	23	6	3	3	5	5	5	40
POR	114.7	110.5	.467	.457	13.8	12.4	*.266	.779	.522	8	16	4	2	4	6	29	8
SAC	114.2	115.3	.464	.466	13.4	15.9	.231	.755	.493	7	10	0	2	6	7	16	18
SAS	111.7	110.0	.478	.463	*12.1	12.2	.210	.794	.502	13	19	3	1	7	4	25	16
TOR	114.4	108.4	.474	.449	14.0	14.9	.219	.771	.495	9	15	4	3	11	7	33	9
UTA	111.7	106.5	.468	.452	15.1	13.9	.229	.803	.516	14	26	0	2	0	7	34	12
WAS	114.0	116.9	.468	.480	14.1	15.8	.213	.741	.477	9	10	3	4	5	6	14	23

2019 NBA DRAFT

FIRST ROUND

	TEAM	NAME	COLLEGE/PRIOR COUNTRY PLAYED
1.	New Orleans	Zion Williamson	Duke
2.	Memphis	Ja Morant	Murray State
3.	New York	R.J. Barrett	Duke
4.	LA Lakers (traded to ATL)	De'Andre Hunter	Virginia
5.	Cleveland	Darius Garland	Vanderbilt
6.	Phoenix (traded to MIN)	Jarrett Culver	Texas Tech
7.	Chicago	Coby White	North Carolina
8.	Atlanta (traded to NOP)	Jaxson Hayes	Texas
9.	Washington	Rui Hachimura	Gonzaga
10.	Atlanta	Cam Reddish	Duke
11.	Minnesota (traded to PHO)	Cameron Johnson	North Carolina
12.	Charlotte	PJ Washington	Kentucky
13.	Miami	Tyler Herro	Kentucky
14.	Boston	Romeo Langford	Indiana
15.	Detroit	Sekou Doumbouya	Limoges (France)
16.	Orlando	Chuma Okeke	Auburn
17.	Brooklyn (traded to NOP)	Nickeil Alexander-Walker	Florida State
18.	Indiana	Goga Bitadze	Mega Bemax (Serbia)
19.	San Antonio	Luka Samanic	Olimpija (Slovenia)
20.	Boston (traded to PHI)	Matisse Thybulle	Washington
21.	Oklahoma City (traded to MEM)	Brandon Clarke	Gonzaga
22.	Boston	Grant Williams`	Tennessee
23.	Utah (traded to OKC)	Darius Bazley	Princeton HS
24.	Philadelphia (traded to PHO)	Ty Jerome	Virginia
25.	Portland	Nassir Little	North Carolina
26.	Cleveland	Dylan Windler	Belmont
27.	Brooklyn (traded to LAC)	Mfiondu Kabengele	Florida St.
28.	Golden State	Jordan Poole	Michigan
29.	San Antonio	Keldon Johnson	Kentucky
30.	Milwaukee (traded to CLE)	Kevin Porter Jr.	USC

SECOND ROUND

	TEAM	NAME	COLLEGE/PRIOR COUNTRY PLAYED
31.	Brooklyn	Nicolas Claxton	Georgia
32.	Phoenix (traded to MIA)	KZ Okpala	Stanford
33.	Philadelphia (traded to BOS)	Carsen Edwards	Purdue
34.	Philadelphia (traded to ATL)	Bruno Fernando	Maryland
35.	Atlanta (traded to NOP)	Marcos Louzada Silva	Franca (Brazil)
36.	Charlotte	Cody Martin	Nevada
37.	Dallas (traded to DET)	Deividas Sirvydis	Vilnius (Lithuania)
38.	Chicago	Daniel Gafford	Arkansas
39.	New Orleans (traded to GSW)	Alen Smailagic	Serbia
40.	Sacramento	Justin James	Wyoming
41.	Golden State	Eric Paschall	Villanova
42.	Philadelphia (traded to WAS)	Admiral Schofield	Tennessee
43.	Minnesota	Jaylen Nowell	Washington
44.	Miami (traded to DEN	Bol Bol	Oregon
45.	Detroit (traded to DAL)	Isaiah Roby	Nebraska
46.	Orlando (traded to LAL)	Talen Horton-Tucker	Iowa State
47.	Sacramento (traded to NYK)	Ignas Brazdeikis	Michigan
48.	LA Clippers	Terance Mann	Florida St.
49.	San Antonio	Quinndary Weatherspoon	Mississippi St.
50.	Indiana (traded to UTA)	Jarrell Brantley	College of Charleston
51.	Boston	Tremont Waters	LSU
52.	Charlotte	Jalen McDaniels	San Diego St.
53.	Utah	Justin Wright-Foreman	Hofstra
54.	Philadelphia	Marial Shayok	Iowa State
55.	New York (traded to SAC)	Kyle Guy	Virginia
56.	LA Clippers (traded to BKN)	Jaylen Hands	UCLA
57.	New Orleans (traded to DET)	Jordan Bone	Tennessee
58.	Golden State (traded to UTA)	Miye Oni	Yale
59.	Toronto	Dewan Hernandez	Miami
60.	Sacramento	Vanja Marinkovic	Belgrade (Serbia)

PAST NBA CHAMPIONS

Season	Champions	Eastern	W-L	Western	W-L
46-47	Philadelphia	Washington	49-11	Chicago	39-22
47-48	Baltimore	Philadelphia	27-21	St. Louis	29-19
48-49	Minneapolis	Washington	38-22	Rochester	45-15

Season	Champions	Eastern	W-L	Western	W-L	Central	W-L
49-50	Minneapolis	Syracuse	51-13	Indianapolis	39-25	Minneapolis	51-17
						Rochester	51-17

Season	Champions	Eastern	W-L	Western	W-L
50-51	Rochester	Philadelphia	40-26	Minneapolis	44-24
51-52	Minneapolis	Syracuse	40-26	Rochester	41-25
52-53	Minneapolis	N.Y. Knicks	47-23	Minneapolis	48-22
53-54	Minneapolis	N.Y. Knicks	44-28	Minneapolis	46-26
54-55	Syracuse	Syracuse	43-29	Fort Wayne	43-29
55-56	Philadelphia	Philadelphia	45-27	Fort Wayne	37-35
56-57	Boston	Boston	44-28	St. Louis	34-38
				Minneapolis	34-38
				Fort Wayne	34-38
57-58	St. Louis	Boston	49-23	St. Louis	41-31
58-59	Boston	Boston	52-20	St. Louis	49-23
59-60	Boston	Boston	59-19	St. Louis	46-29
60-61	Boston	Boston	57-20	St. Louis	51-28
61-62	Boston	Boston	60-02	Los Angeles	54-26
62-63	Boston	Boston	58-22	Los Angeles	53-27
63-64	Boston	Boston	59-21	San Francisco	48-32
64-65	Boston	Boston	62-18	Los Angeles	49-31
65-66	Boston	Philadelphia	55-25	Los Angeles	45-35
66-67	Philadelphia	Philadelphia	68-13	San Francisco	44-37
67-68	Boston	Philadelphia	62-20	St. Louis	56-26
68-69	Boston	Baltimore	57-25	Los Angeles	55-27
69-70	N.Y. Knicks	N.Y.Knicks	60-22	Atlanta	48-34

Season	Champions	Atlantic	W-L	Central	W-L	Midwest	W-L	Pacific	W-L
70-71	Milwaukee	N.Y. Knicks	52-30	Baltimore	42-40	Milwaukee	66-16	Los Angeles	48-34
71-72	L.A. Lakers	Boston	56-26	Baltimore	38-44	Milwaukee	63-19	Los Angeles	69-13
72-73	N.Y. Knicks	Boston	68-14	Baltimore	52-20	Milwaukee	60-20	Los Angeles	60-22
73-74	Boston	Boston	56-26	Capital	47-35	Milwaukee	59-23	Los Angeles	47-35
74-75	Golden State	Boston	60-22	Washington	60-22	Chicago	47-35	Golden State	48-34
75-76	Boston	Boston	54-28	Cleveland	49-33	Milwaukee	38-44	Golden State	59-23
76-77	Portland	Philadelphia	50-32	Houston	49-33	Denver	50-32	Los Angeles	53-29
77-78	Washington	Philadelphia	55-27	San Antonio	52-30	Denver	48-34	Portland	53-24
78-79	Seattle	Washington	54-28	San Antonio	48-34	Kansas City	48-34	Seattle	53-30
79-80	L.A. Lakers	Boston	61-21	Atlanta	50-32	Milwaukee	49-33	Los Angeles	60-22
80-81	Boston	Boston	62-20	Milwaukee	60-22	San Antonio	50-32	Phoenix	57-25
81-82	L.A. Lakers	Boston	63-19	Milwaukee	55-27	San Antonio	48-34	Los Angeles	57-25
82-83	Philadelphia	Philadelphia	65-17	Milwaukee	51-31	San Antonio	53-29	Los Angeles	58-24
83-84	Boston	Boston	62-20	Milwaukee	50-32	Utah	45-37	Los Angeles	54-28
84-85	L.A. Lakers	Boston	63-19	Milwaukee	59-23	Denver	52-30	L.A. Lakers	62-20
85-86	Boston	Boston	67-15	Milwaukee	57-25	Houston	51-31	L.A. Lakers	62-20
86-87	L.A. Lakers	Boston	59-23	Atlanta	57-25	Dallas	55-27	L.A. Lakers	65-17
87-88	L.A. Lakers	Boston	57-25	Detroit	54-28	Denver	54-28	L.A. Lakers	62-20
88-89	Detroit	N.Y. Knicks	52-30	Detroit	63-19	Utah	51-31	L.A. Lakers	57-25
89-90	Detroit	Philadelphia	53-29	Detroit	59-23	San Antonio	56-26	L.A. Lakers	63-19
90-91	Chicago	Boston	56-26	Chicago	61-21	San Antonio	55-27	Portland	63-19
91-92	Chicago	Boston	51-31	Chicago	67-15	Utah	55-27	Portland	57-25
92-93	Chicago	N.Y. Knicks	60-22	Chicago	57-25	Houston	55-27	Phoenix	62-20
93-94	Houston	N.Y. Knicks	57-25	Atlanta	57-25	Houston	58-24	Seattle	63-19
94-95	Houston	Orlando	57-25	Indiana	52-30	San Antonio	62-20	Phoenix	59-23
95-96	Chicago	Orlando	60-22	Chicago	72-10	San Antonio	59-23	Seattle	64-18
96-97	Chicago	Miami	61-21	Chicago	69-13	Utah	64-18	Seattle	57-25
97-98	Chicago	Miami	55-27	Chicago	62-20	Utah	62-20	Seattle	61-21
98-99	San Antonio	New York	27-23	Indiana	33-17	San Antonio	37-13	Portland	35-15
99-00	L.A. Lakers	Miami	52-30	Indiana	56-26	Utah	55-27	L.A. Lakers	67-15
00-01	L.A. Lakers	Philadelphia	56-26	Milwaukee	52-30	San Antonio	58-24	L.A. Lakers	56-26
01-02	L.A. Lakers	New Jersey	52-30	Detroit	50-32	San Antonio	58-24	Sacramento	61-21
02-03	San Antonio	New Jersey	49-33	Detroit	50-32	San Antonio	60-22	Sacramento	59-23
03-04	Detroit	New Jersey	47-35	Indiana	61-21	Minnesota	58-24	L.A. Lakers	56-26

Season	Champions	Atlantic	Central	Southeast	Southwest	Northwest	Pacific
04-05	San Antonio	Boston (45-37)	Detroit (54-28)	Miami (59-23)	San Antonio (59-23)	Seattle (52-30)	Phoenix (62-20)
05-06	Miami	New Jersey (49-33)	Detroit (64-18)	Miami (52-30)	San Antonio (63-19)	Denver (44-38)	Phoenix (54-28)
06-07	San Antonio	Toronto (47-35)	Detroit (53-29)	Miami (44-38)	Dallas (67-15)	Utah (51-31)	Phoenix (61-21)
07-08	Boston	Boston (66-16)	Detroit (59-23)	Orlando (52-30)	New Orleans (56-26)	Utah (54-28)	LA Lakers (57-25)
08-09	LA Lakers	Boston (62-20)	Cleveland (66-16)	Orlando (59-23)	San Antonio (54-28)	Denver (54-28)	LA Lakers (65-17)
09-10	LA Lakers	Boston (50-32)	Cleveland (61-21)	Orlando (59-23)	Dallas (55-27)	Denver (53-29)	LA Lakers (57-25)
10-11	Dallas	Boston (56-26)	Chicago (62-20)	Miami (58-24)	San Antonio (61-21)	OKC (55-27)	LA Lakers (57-25)
11-12	Miami	Boston (39-27)	Chicago (50-16)	Miami (46-20)	San Antonio (50-16)	OKC (47-19)	LA Lakers (41-25)
12-13	Miami	New York (54-28)	Indiana (49-32)	Miami (66-16)	San Antonio (58-24)	OKC (60-22)	LAC (56-26)
13-14	San Antonio	Toronto (48-34)	Indiana (56-26)	Miami (54-28)	San Antonio (62-20)	OKC (59-23)	LAC (57-25)
14-15	Golden State	Toronto (49-33)	Cleveland (53-29)	Atlanta (60-22)	Houston (56-26)	Portland (51-31)	GSW (67-15)
15-16	Cleveland	Toronto (56-26)	Cleveland (57-25)	Miami (48-34)	San Antonio (67-15)	OKC (55-27)	GSW (73-9)
16-17	Golden State	Boston (53-29)	Cleveland (51-31)	Washington (49-33)	San Antonio (61-21)	Utah (51-31)	GSW (67-15)
17-18	Golden State	Toronto (59-23)	Cleveland (50-32)	Miami (44-38)	Houston (65-17)	Portland (49-33)	GSW (58-24)
18-19	Toronto	Toronto (58-24)	Milwaukee (60-22)	Orlando (42-40)	Houston (53-29)	Denver (54-28)	GSW (57-25)

PAST ABA CHAMPIONS

Season	Champions	Eastern	W-L	Western	W-L
67-68	Pittsburgh	Pittsburgh	54-24	New Orleans	48-30
68-69	Oakland	Indiana	44-34	Oakland	60-18
69-70	Indiana	Indiana	59-25	Denver	51-33
70-71	Utah	Virginia	55-29	Indiana	58-26
71-72	Indiana	Kentucky	68-16	Utah	60-24
72-73	Indiana	Carolina	57-27	Utah	55-29
73-74	N.Y. Nets	N.Y. Nets	55-29	Utah	51-33
74-75	Kentucky	Kentucky	58-26	Denver	65-19

Season	Champions
75-76	N.Y. Nets

Overall	W-L
Denver	60-24

ALL-TIME NBA AWARD WINNERS

ROOKIE OF THE YEAR

Season	Player	Team
1952-53	Don Meineke	Fort Wayne
1953-54	Ray Felix	Baltimore
1954-55	Bob Pettit	Milwaukee
1955-56	Maurice Stokes	Rochester
1956-57	Tom Heinsohn	Boston
1957-58	Woody Sauldsberry	Philadelphia
1958-59	Elgin Baylor	Minneapolis
1959-60	Wilt Chamberlain	Philadelphia
1960-61	Oscar Robertson	Cincinnati
1961-62	Walt Bellamy	Chicago
1962-63	Terry Dischingher	Chicago
1963-64	Jerry Lucas	Cincinnati
1964-65	Willis Reed	New York
1965-66	Rick Barry	San Francisco
1966-67	Dave Bing	Detroit
1967-68	Earl Monroe	Baltimore
1968-69	Wes Unseld	Baltimore
1969-70	Kareem Abdul-Jabbar	Milwaukee
1970-71	Geoff Petrie	Portland
	Dave Cowens	Boston
1971-72	Sidney Wicks	Portland
1972-73	Bob McAdoo	Buffalo
1973-74	Ernie DiGregorio	Buffalo
1974-75	Keith Wilkes	Golden State
1975-76	Alvan Adams	Phoenix
1976-77	Adrian Dantley	Buffalo
1977-78	Walter Davis	Phoenix
1978-79	Phil Ford	Kansas City
1979-80	Larry Bird	Boston
1980-81	Darrell Griffith	Utah
1981-82	Buck Williams	New Jersey
1982-83	Terry Cummings	San Diego
1983-84	Ralph Sampson	Houston
1984-85	Michael Jordan	Chicago
1985-86	Patrick Ewing	New York
1986-87	Chuck Person	Indiana
1987-88	Mark Jackson	New York
1988-89	Mitch Richmond	Golden State
1989-90	David Robinson	San Antonio
1990-91	Derrick Coleman	New Jersey
1991-92	Larry Johnson	Charlotte
1992-93	Shaquille O'Neal	Orlando
1993-94	Chris Webber	Golden State
1994-95	Grant Hill	Detroit
	Jason Kidd	Dallas
1995-96	Damon Stoudamire	Toronto
1996-97	Allen Iverson	Philadelphia
1997-98	Tim Duncan	San Antonio
1998-99	Vince Carter	Toronto
1999-00	Elton Brand	Chicago
	Steve Francis	Houston
2000-01	Mike Miller	Orlando
2001-02	Pau Gasol	Memphis
2002-03	Amare Stoudemire	Phoenix
2003-04	LeBron James	Cleveland
2004-05	Emeka Okafor	Charlotte
2005-06	Chris Paul	New Orleans/Oklahoma City
2006-07	Brandon Roy	Portland
2007-08	Kevin Durant	Seattle
2008-09	Derrick Rose	Chicago
2009-10	Tyreke Evans	Sacramento
2010-11	Blake Griffin	LA Clippers
2011-12	Kyrie Irving	Cleveland
2012-13	Damian Lillard	Portland
2013-14	Michael Carter-Williams	Philadelphia
2014-15	Andrew Wiggins	Minnesota
2015-16	Karl-Anthony Towns	Minnesota
2016-17	Malcolm Brogdon	Milwaukee
2017-18	Ben Simmons	Philadelphia
2018-19	Luka Doncic	Dallas

MOST VALUABLE PLAYER

Season	Player	Team
1955-56	Bob Pettit	St. Louis
1956-57	Bob Cousy	Boston
1957-58	Bill Russell	Boston
1958-59	Bob Pettit	St. Louis
1959-60	Wilt Chamberlain	Philadelphia
1960-61	Bill Russell	Boston
1961-62	Bill Russell	Boston
1962-63	Bill Russell	Boston
1963-64	Oscar Robertson	Cincinnati
1964-65	Bill Russell	Boston
1965-66	Wilt Chamberlain	Philadelphia
1966-67	Wilt Chamberlain	Philadelphia
1967-68	Wilt Chamberlain	Philadelphia
1968-69	Wes Unseld	Baltimore
1969-70	Willis Reed	New York
1970-71	Kareem Abdul-Jabbar	Milwaukee
1971-72	Kareem Abdul-Jabbar	Milwaukee
1972-73	Dave Cowens	Boston
1973-74	Kareem Abdul-Jabbar	Milwaukee
1974-75	Bob McAdoo	Buffalo
1975-76	Kareem Abdul-Jabbar	L.A. Lakers
1976-77	Kareem Abdul-Jabbar	L.A. Lakers
1977-78	Bill Walton	Portland
1978-79	Moses Malone	Houston
1979-80	Kareem Abdul-Jabbar	L.A. Lakers
1980-81	Julius Erving	Philadelphia
1981-82	Moses Malone	Houston
1982-83	Moses Malone	Philadelphia
1983-84	Larry Bird	Boston
1984-85	Larry Bird	Boston
1985-86	Larry Bird	Boston
1986-87	Earvin Johnson	L.A. Lakers
1987-88	Michael Jordan	Chicago
1988-89	Earvin Johnson	L.A. Lakers
1989-90	Earvin Johnson	L.A. Lakers
1990-91	Michael Jordan	Chicago
1991-92	Michael Jordan	Chicago
1992-93	Charles Barkley	Phoenix
1993-94	Hakeem Olajuwon	Houston
1994-95	David Robinson	San Antonio
1995-96	Michael Jordan	Chicago
1996-97	Karl Malone	Utah
1997-98	Michael Jordan	Chicago
1998-99	Karl Malone	Utah
1999-00	Shaquille O'Neal	L.A. Lakers
2000-01	Allen Iverson	Philadelphia
2001-02	Tim Duncan	San Antonio
2002-03	Tim Duncan	San Antonio
2003-04	Kevin Garnett	Minnesota
2004-05	Steve Nash	Phoenix
2005-06	Steve Nash	Phoenix
2006-07	Dirk Nowitzki	Dallas
2007-08	Kobe Bryant	LA Lakers
2008-09	LeBron James	Cleveland
2009-10	LeBron James	Cleveland
2010-11	Derrick Rose	Chicago
2011-12	LeBron James	Miami
2012-13	LeBron James	Miami
2013-14	Kevin Durant	Oklahoma City
2014-15	Stephen Curry	Golden State
2015-16	Stephen Curry	Golden State
2016-17	Russell Westbrook	Oklahoma City
2017-18	James Harden	Houston
2018-19	Giannis Antetokounmpo	Milwaukee

COACH OF THE YEAR

Season	Player	Team
1962-63	Harry Gallatin	St. Louis
1963-64	Alex Hannum	San Francisco
1964-65	Red Auerbach	Boston
1965-66	Dolph Schayes	Philadelphia
1966-67	Johnny Kerr	Chicago
1967-68	Richie Guerin	St. Louis
1968-69	Gene Shue	Baltimore
1969-70	Red Holzman	New York
1970-71	Dick Motta	Chicago
1971-72	Bill Sharman	L.A. Lakers
1972-73	Tom Heinsohn	Boston
1973-74	Ray Scott	Detroit
1974-75	Phil Johnson	Kansas City
1975-76	Bill Fitch	Cleveland
1976-77	Tom Nissalke	Houston
1977-78	Hubie Brown	Atlanta
1978-79	Cotton Fitzsimmons	Kansas City
1979-80	Bill Fitch	Boston
1980-81	Jack McKinney	Indiana
1981-82	Gene Shue	Washington
1982-83	Don Nelson	Milwaukee
1983-84	Frank Layden	Utah
1984-85	Don Nelson	Milwaukee
1985-86	Mike Fratello	Atlanta
1986-87	Mike Schuler	Portland
1987-88	Doug Moe	Denver
1988-89	Cotton Fitzsimmons	Phoenix
1989-90	Pat Riley	LA Lakers
1990-91	Don Chaney	Houston
1991-92	Don Nelson	Golden State
1992-93	Pat Riley	New York
1993-94	Lenny Wilkens	Atlanta
1994-95	Del Harris	LA Lakers
1995-96	Phil Jackson	Chicago
1996-97	Pat Riley	Miami
1997-98	Larry Bird	Indiana
1998-99	Mike Dunleavy	Portland
1999-00	Doc Rivers	Orlando
2000-01	Larry Brown	Philadelphia
2001-02	Rick Carlisle	Detroit
2002-03	Gregg Popovich	San Antonio
2003-04	Hubie Brown	Memphis
2004-05	Mike D'Antoni	Phoenix
2005-06	Avery Johnson	Dallas
2006-07	Sam Mitchell	Toronto
2007-08	Byron Scott	New Orleans
2008-09	Mike Brown	Cleveland
2009-10	Scott Brooks	Oklahoma City
2010-11	Tom Thibodeau	Chicago
2011-12	Gregg Popovich	San Antonio
2012-13	George Karl	Denver
2013-14	Gregg Popovich	San Antonio
2014-15	Mike Budenholzer	Atlanta
2015-16	Steve Kerr	Golden State
2016-17	Mike D'Antoni	Houston
2017-18	Dwane Casey	Toronto
2018-19	Mike Budenholzer	Milwaukee

ALL-TIME NBA LEADERS

SCORING

Season	Player, Team	PPG
1946-47	Joe Fulks, Philadelphia	23.2
1947-48	Max Zaslofsky, Chicago	21.0
1948-49	George Mikan, Minneapolis	28.3
1949-50	George Mikan, Minneapolis	27.4
1950-51	George Mikan, Minneapolis	28.4
1951-52	Paul Arizin, Philadelphia	25.4
1952-53	Neil Johnston, Philadelphia.	22.3
1953-54	Neil Johnston, Philadelphia	24.4
1954-55	Neil Johnston, Philadelphia	22.7
1955-56	Bob Pettit, St. Louis	25.7
1956-57	Paul Arizin, Philadelphia	25.6
1957-58	George Yardley, Fort Wayne	27.8
1958-59	Bob Pettit, St. Louis	29.2
1959-60	Wilt Chamberlain, Philadelphia	37.6
1960-61	Wilt Chamberlain, Philadelphia	38.4
1961-62	Wilt Chamberlain, Philadelphia	50.4
1962-63	Wilt Chamberlain, San Francisco	44.8
1963-64	Wilt Chamberlain, San Francisco	36.9
1964-65	Wilt Chamberlain, San Fran. - Phil.	34.7
1965-66	Wilt Chamberlain, Philadelphia	33.5
1966-67	Rick Barry, San Francisco	35.6
1967-68	Dave Bing, Detroit	27.1
1968-69	Elvin Hayes, San Diego	28.4
1969-70	Jerry West, L.A. Lakers	31.2
1970-71	K. Abdul-Jabbar, Milwaukee	31.7
1971-72	K. Abdul-Jabbar, Milwaukee	34.8
1972-73	Nate Archibald, Kansas City - Omaha	34.0
1973-74	Bob McAdoo, Buffalo	30.6
1974-75	Bob McAdoo, Buffalo	34.5
1975-76	Bob McAdoo, Buffalo	31.1
1976-77	Pete Maravich, New Orleans	31.1
1977-78	George Gervin, San Antonio	27.21
1978-79	George Gervin, San Antonio	29.6
1979-80	George Gervin, San Antonio	33.1
1980-81	Adrian Dantley, Utah	30.7
1981-82	George Gervin, San Antonio	32.3
1982-83	Alex English, Denver	28.4
1983-84	Adrian Dantley, Utah	30.6
1984-85	Bernard King, New York	32.9
1985-86	Dominique Wilkins, Atlanta	30.3
1986-87	Michael Jordan, Chicago	37.1
1987-88	Michael Jordan, Chicago	35.0
1988-89	Michael Jordan, Chicago	32.5
1989-90	Michael Jordan, Chicago	33.6
1990-91	Michael Jordan, Chicago	31.5
1991-92	Michael Jordan, Chicago	30.1
1992-93	Michael Jordan, Chicago	32.6
1993-94	David Robinson, San Antonio	29.8
1994-95	Shaquille O'Neal, Orlando	29.3
1995-96	Michael Jordan, Chicago	30.4
1996-97	Michael Jordan, Chicago	29.6
1997-98	Michael Jordan, Chicago	28.7
1998-99	Allen Iverson, Philadelphia	26.8
1999-00	Shaquille O'Neal, Los Angeles	29.7
2000-01	Allen Iverson, Philadelphia	31.1
2001-02	Allen Iverson, Philadelphia	31.4
2002-03	Tracy McGrady, Orlando	32.1
2003-04	Tracy McGrady, Orlando	28.0
2004-05	Allen Iverson, Philadelphia	30.7
2005-06	Kobe Bryant, LA Lakers	35.4
2006-07	Kobe Bryant, LA Lakers	31.6
2007-08	LeBron James, Cleveland	30.0
2008-09	Dwyane Wade, Miami	30.2
2009-10	Kevin Durant, Oklahoma City	30.1
2010-11	Kevin Durant, Oklahoma City	27.7
2011-12	Kevin Durant, Oklahoma City	28.0
2012-13	Carmelo Anthony, New York	28.7
2013-14	Kevin Durant, Oklahoma City	32.0
2014-15	Russell Westbrook, Oklahoma City	28.1
2015-16	Stephen Curry, Golden State	30.1
2016-17	Russell Westbrook, Oklahoma City	31.6
2017-18	James Harden, Houston	30.4
2018-19	James Harden, Houston	36.1

REBOUNDING

Season	Player, Team	RPG
1950-51	Dolph Schayes, Syracuse	16.4
1951-52	Larry Foust, Fort Wayne	13.3
	Mel Hutchins, Milwaukee	13.3
1952-53	George Mikan, Minneapolis	14.4
1953-54	Harry Gallatin, New York	15.3
1954-55	Neil Johnston, Philadelphia	15.1
1955-56	Bob Pettit, St. Louis	16.2
1956-57	Maurice Stokes, Rochester	17.4
1957-58	Bill Russell, Boston	22.7
1958-59	Bill Russell, Boston	23.0
1959-60	Wilt Chamberlain, Philadelphia	27.0
1960-61	Wilt Chamberlain, Philadelphia	27.2
1961-62	Wilt Chamberlain, Philadelphia	25.7
1962-63	Wilt Chamberlain, San Francisco	24.3
1963-64	Bill Russell, Boston	24.7
1964-65	Bill Russell, Boston	24.1
1965-66	Wilt Chamberlain, Philadelphia	24.6
1966-67	Wilt Chamberlain, Philadelphia	24.2
1967-68	Wilt Chamberlain, Philadelphia	23.8
1968-69	Wilt Chamberlain, L.A. Lakers	21.1
1969-70	Elvin Hayes, San Diego	16.9
1970-71	Wilt Chamberlain, L.A. Lakers	18.2
1971-72	Wilt Chamberlain, L.A. Lakers	19.2
1972-73	Wilt Chamberlain, L.A. Lakers	18.6
1973-74	Elvin Hayes, Capital	18.1
1974-75	Wes Unseld, Washington	14.8
1975-76	K. Abdul-Jabbar, L.A. Lakers	16.9
1976-77	Bill Walton, Portland	14.4
1977-78	Leonard Robinson, New Orleans	15.7
1978-79	Moses Malone, Houston	17.6
1979-80	Swen Nater, San Diego	15.0
1980-81	Moses Malone, Houston	14.8
1981-82	Moses Malone, Houston	14.7
1982-83	Moses Malone, Philadelphia	15.3
1983-84	Moses Malone, Philadelphia	13.4
1984-85	Moses Malone, Philadelphia	13.1
1985-86	Bill Laimbeer, Detroit	13.1
1986-87	Charles Barkley, Philadelphia	14.6
1987-88	Michael Cage, L.A. Clippers	13.03
1988-89	Akeem Olajuwon, Houston	13.5
1989-90	Akeem Olajuwon, Houston	14.0
1990-91	David Robinson, San Antonio	13.0
1991-92	Dennis Rodman, Detroit	18.7
1992-93	Dennis Rodman, Detroit	18.3
1993-94	Dennis Rodman, San Antonio	17.3
1994-95	Dennis Rodman, San Antonio	16.8
1995-96	Dennis Rodman, Chicago	14.9
1996-97	Dennis Rodman, Chicago	16.1
1997-98	Dennis Rodman, Chicago	15.0
1998-99	Chris Webber, Sacramento	13.0
1999-00	Dikembe Mutombo, Atlanta	14.1
2000-01	Dikembe Mutombo, Philadelphia	13.5
2001-02	Ben Wallace, Detroit	13.0
2002-03	Ben Wallace, Detroit	15.4
2003-04	Kevin Garnett, Minnesota	13.9
2004-05	Kevin Garnett, Minnesota	13.5
2005-06	Kevin Garnett, Minnesota	12.7
2006-07	Kevin Garnett, Minnesota	.12.8
2007-08	Dwight Howard, Orlando	14.2
2008-09	Dwight Howard, Orlando	13.8
2009-10	Dwight Howard, Orlando	13.2
2010-11	Kevin Love, Minnesota	15.2
2011-12	Dwight Howard, Orlando	14.5
2012-13	Dwight Howard, LA Lakers	12.4
2013-14	DeAndre Jordan, LA Clippers	13.6
2014-15	DeAndre Jordan, LA Clippers	15.0
2015-16	Andre Drummond, Detroit	14.8
2016-17	Hassan Whiteside, Miami	14.1
2017-18	Andre Drummond, Detroit	16.0

ASSISTS

Season	Player, Team	APG
1946-47	Ernie Calverly, Providence	3.4
1947-48	Howie Dallmar, Philadelphia	2.5
1948-49	Bob Davies, Rochester	5.4
1949-50	Dick McGuire, New York	5.7
1950-51	Andy Phillip, Philadelphia	6.3
1951-52	Andy Phillip, Philadelphia	8.2
1952-53	Bob Cousy, Boston	7.7
1953-54	Bob Cousy, Boston	7.2
1954-55	Bob Cousy, Boston	7.9
1955-56	Bob Cousy, Boston	8.9
1956-57	Bob Cousy, Boston	7.5
1957-58	Bob Cousy, Boston	7.1
1958-59	Bob Cousy, Boston	8.6
1959-60	Bob Cousy, Boston	9.5
1960-61	Oscar Robertson, Cincinnati	9.7
1961-62	Oscar Robertson, Cincinnati	11.4
1962-63	Guy Rodgers, San Francisco	10.4
1963-64	Oscar Robertson, Cincinnati	11.0
1964-65	Oscar Robertson, Cincinnati	11.5
1965-66	Oscar Robertson, Cincinnati	11.1
1966-67	Guy Rodgers, Chicago	11.2
1967-68	Wilt Chamberlain, Philadelphia.	8.6
1968-69	Oscar Robertson, Cincinnati	9.8
1969-70	Lenny Wilkens, Seattle	9.1
1970-71	Norm Van Lier, Cincinnati	10.2
1971-72	Jerry West, L.A. Lakers	9.7

ALL-TIME NBA LEADERS, CONTINUED

ASSISTS, CONT.

Season	Player, Team	APG
1972-73	Nate Archibald, Kansas City - Omaha	11.4
1973-74	Ernie DiGregorio, Buffalo	8.2
1974-75	Kevin Porter, Washington	8.0
1975-76	Donald Watts, Seattle	8.1
1976-77	Don Buse, Indiana	8.5
1977-78	Kevin Porter, New Jersey	10.2
1978-79	Kevin Porter, Detroit	13.4
1979-80	Mike Richardson, New York	10.2
1980-81	Kevin Porter, Washington	9.1
1981-82	Johnny Moore, San Antonio	9.7
1982-83	Earvin Johnson, L.A. Lakers	10.5
1983-84	Earvin Johnson, L.A. Lakers	13.1
1984-85	Isiah Thomas, Detroit	13.9
1985-86	Earvin Johnson, L.A. Lakers	12.6
1986-87	Earvin Johnson, L.A. Lakers	12.2
1987-88	John Stockton, Utah	13.8
1988-89	John Stockton, Utah	13.6
1989-90	John Stockton, Utah	14.5
1990-91	John Stockton, Utah	14.2
1991-92	John Stockton, Utah	13.7
1992-93	John Stockton, Utah	12.0
1993-94	John Stockton, Utah	12.6
1994-95	John Stockton, Utah	12.3
1995-96	John Stockton, Utah	11.2
1996-97	Mark Jackson, Denver - Indiana	11.4
1997-98	Rod Strickland, Washington	10.5
1998-99	Jason Kidd, Phoenix	10.8
1999-00	Jason Kidd, Phoenix	10.1
2000-01	Jason Kidd, Phoenix	9.8
2001-02	Andre MIller, Cleveland	10.9
2002-03	Jason Kidd, New Jersey	8.9
2003-04	Jason Kidd, New Jersey	9.2
2004-05	Steve Nash, Phoenix	11.5
2005-06	Steve Nash, Phoenix	10.5
2006-07	Steve Nash, Phoenix	11.6
2007-08	Chris Paul, New Orleans	11.6
2008-09	Chris Paul, New Orleans	11.0
2009-10	Steve Nash, Phoenix	11.0
2010-11	Steve Nash, Phoenix	11.4
2011-12	Rajon Rondo, Boston	11.7
2012-13	Rajon Rondo, Boston	11.1
2013-14	Chris Paul, LA Clippers	10.7
2014-15	Chris Paul, LA Clippers	10.2
2015-16	Rajon Rondo, Sacramento	11.7
2016-17	James Harden, Houston	11.2
2017-18	Russell Westbrook, Oklahoma City	10.3
2018-19	Russell Westbrook, Oklahoma City	10.7

FIELD GOAL PERCENTAGE

Season	Player, Team	Pct.
1946-47	Bob Feerick, Washington	.401
1947-48	Bob Feerick, Washington	.340
1948-49	Arnie Risen, Rochester	.423
1949-50	Alex Groza, Indiana	.478
1950-51	Alex Groza, Indiana	.470
1951-52	Paul Arizin, Philadelphia	.448
1952-53	Neil Johnston, Philadelphia	.452
1953-54	Ed McCauley, Boston	.486
1954-55	Larry Faust, Fort Wayne	.487
1955-56	Neil Johnston, Philadelphia	.457
1956-57	Neil Johnston, Philadelphia	.447
1957-58	Jack Twyman, Cincinnati	.452
1958-59	Ken Sears, New York	.490
1959-60	Ken Sears, New York	.477
1960-61	Wilt Chamberlain, Philadelphia	.505
1961-62	Walt Bellamy, Chicago	.513
1962-63	Wilt Chamberlain, San Francisco	.528
1963-64	Jerry Lucas, Cincinnati	.527
1964-65	Wilt Chamberlain, San Fran. - Phil.	.510
1965-66	Wilt Chamberlain, Philadelphia	.540
1966-67	Wilt Chamberlain, Philadelphia	.683
1967-68	Wilt Chamberlain, Philadelphia	.595
1968-69	Wilt Chamberlain, L.A. Lakers	.583
1969-70	John Green, Cincinnati	.559
1970-71	John Green, Cincinnati	.587
1971-72	Wilt Chamberlain, L.A. Lakers	.649
1972-73	Wilt Chamberlain, L.A. Lakers	.727
1973-74	Bob McAdoo, Buffalo	.547
1974-75	Don Nelson, Boston	.539
1975-76	Wes Unseld, Washington	.560
1976-77	K. Abdul-Jabbar, L.A. Lakers	.579
1977-78	Bobby Jones, Denver	.578
1978-79	Cedric Maxwell, Boston	.584
1979-80	Cedric Maxwell, Boston	.609
1980-81	Artis Gilmore, Chicago	.670
1981-82	Artis Gilmore, Chicago	.652
1982-83	Artis Gilmore, San Antonio	.626
1983-84	Artis Gilmore, San Antonio	.631
1984-85	James Donaldson, L.A. Clippers	.637
1985-86	Steve Johnson, San Antonio	.632
1986-87	Kevin McHale, Boston	.604
1987-88	Kevin McHale, Boston	.604
1988-89	Dennis Rodman, Detroit	.595
1989-90	Mark West, Phoenix	.625
1990-91	Buck Williams, Portland	.602
1991-92	Buck Williams, Portland	.604
1992-93	Cedric Ceballos, Phoenix	.576
1993-94	Shaquille O'Neal, Orlando	.599
1994-95	Chris Gatling, Golden State	.633
1995-96	Gheorghe Muresan, Washington	.584
1996-97	Gheorghe Muresan, Washington	.604
1997-98	Shaquille O'Neal, Los Angeles	.584
1998-99	Shaquille O'Neal, Los Angeles	.576
1999-00	Shaquille O'Neal, Los Angeles	.574
2000-01	Shaquille O'Neal, Los Angeles	.572
2001-02	Shaquille O'Neal, Los Angeles	.579
2002-03	Eddy Curry, Chicago	.585
2003-04	Shaquille O'Neal, Los Angeles	.584
2004-05	Shaquille O'Neal, Miami	.601
2005-06	Shaquille O'Neal, Miami	.600
2006-07	Mikki Moore, New Jersey	.609
2007-08	Andris Biedrins, Golden State	.626
2008-09	Shaquille O'Neal, Phoenix	.609
2009-10	Dwight Howard, Orlando	.612
2010-11	Nene, Denver	.615
2011-12	Tyson Chandler, New York	.679
2012-13	DeAndre Jordan, LA Clippers	.643
2013-14	DeAndre Jordan, LA Clippers	.676
2014-15	DeAndre Jordan, LA Clippers	.710
2015-16	DeAndre Jordan, LA Clippers	.703
2016-17	DeAndre Jordan, LA Clippers	.714
2017-18	Clint Capela, Houston	.652
2018-19	Rudy Gobert, Utah	.669

FREE THROW PERCENTAGE

Season	Player, Team	Pct.
1946-47	Fred Scolari, Washington	.811
1947-48	Bob Feerick, Washington	.788
1948-49	Bob Feerick, Washington	.859
1949-50	Max Zaslofsky, Chicago	.843
1950-51	Joe Fulks, Philadelphia	.855
1951-52	Bob Wanzer, Rochester	.904
1952-53	Bill Sharman, Boston	.850
1953-54	Bill Sharman, Boston	.844
1954-55	Bill Sharman, Boston	.897
1955-56	Bill Sharman, Boston	.867
1956-57	Bill Sharman, Boston	.905
1957-58	Dolph Schayes, Syracuse	.904
1958-59	Bill Sharman, Boston	.932
1959-60	Dolph Schayes, Syracuse	.892
1960-61	Bill Sharman, Boston	.921
1961-62	Dolph Schayes, Syracuse	.896
1962-63	Larry Costello, Syracuse	.881
1963-64	Oscar Robertson, Cincinnati	.853
1964-65	Larry Costello, Philadelphia	.877
1965-66	Larry Siegfried, Boston	.881
1966-67	Adrian Smith, Cincinnati	.903
1967-68	Oscar Robertson, Cincinnati	.873
1968-69	Larry Siegfried, Boston	.864
1969-70	Flynn Robinson, Milwaukee	.898
1970-71	Chet Walker, Chicago	.859
1971-72	Jack Marin, Baltimore	.894
1972-73	Rick Barry, Golden State	.902
1973-74	Ernie DiGregorio, Buffalo	.902
1974-75	Rick Barry, Golden State	.904
1975-76	Rick Barry, Golden State	.923
1976-77	Ernie DiGregorio, Buffalo	.945
1977-78	Rick Barry, Golden State	.924
1978-79	Rick Barry, Houston	.947
1979-80	Rick Barry, Houston	.935
1980-81	Calvin Murphy, Houston	.958
1981-82	Kyle Macy, Phoenix	.899
1982-83	Calvin Murphy, Houston	.920
1983-84	Larry Bird, Boston	.888

ALL-TIME NBA LEADERS, CONTINUED

FREE THROW PERCENTAGE, CONT.

Season	Player, Team	Pct.
1984-85	Kyle Macy, Phoenix	.907
1985-86	Larry Bird, Boston	.896
1986-87	Larry Bird, Boston	.910
1987-88	Jack Sikma, Milwaukee	.922
1988-89	Earvin Johnson, L.A. Lakers	.911
1989-90	Larry Bird, Boston	.930
1990-91	Reggie Miller, Indiana	.918
1991-92	Mark Price, Cleveland	.947
1992-93	Mark Price, Cleveland	.948
1993-94	Mahmoud Abdul-Rauf, Denver	.956
1994-95	Anthony Webb, Sacramento	.934
1995-96	Mahmoud Abdul-Rauf, Denver	.930
1996-97	Mark Price, Golden State	.906
1997-98	Chris Mullin, Indiana	.939
1998-99	Reggie Miller, Indiana	.915
1999-00	Jeff Hornacek, Utah	.950
2000-01	Reggie Miller, Indiana	.928
2001-02	Reggie Miller, Indiana	.911
2002-03	Allan Houston, New York	.919
2003-04	Peja Stojakovic, Sacramento	.927
2004-05	Reggie Miller, Indiana	.933
2005-06	Steve Nash, Phoenix	.921
2006-07	Kyle Korver, Philadelphia	.914
2007-08	Peja Stojakovic, New Orleans	.929
2008-09	Jose Calderon, Toronto	.981
2009-10	Steve Nash, Phoenix	.938
2010-11	Stephen Curry, Golden State	.934
2011-12	Jamal Crawford, Portland	.927
2012-13	Kevin Durant, Oklahoma City	.905
2013-14	Brian Roberts, New Orleans	.940
2014-15	Stephen Curry, Golden State	.914
2015-16	Stephen Curry, Golden State	.908
2016-17	C.J. McCollum, Portland	.912
2017-18	Stephen Curry, Golden State	.921
2018-19	Malcolm Brogdon, Milwaukee	.928

BLOCKED SHOTS

Season	Player, Team	BPG
1973-74	Elmore Smith, L.A. Lakers	4.85
1974-75	K. Abdul-Jabbar, Milwaukee	3.26
1975-76	K. Abdul-Jabbar, L.A. Lakers	4.12
1976-77	Bill Walton, Portland	3.25
1977-78	George Johnson, New Jersey	3.38
1978-79	K. Abdul-Jabbar, L.A. Lakers	3.95
1979-80	K. Abdul-Jabbar, L.A. Lakers	3.41
1980-81	George Johnson, San Antonio	3.39
1981-82	George Johnson, San Antonio	3.12
1982-83	Tree Rollins, Atlanta	4.29
1983-84	Mark Eaton, Utah	4.28
1984-85	Mark Eaton, Utah	5.56
1985-86	Manute Bol, Washington	4.96
1986-87	Mark Eaton, Utah	4.06
1987-88	Mark Eaton, Utah	3.71
1988-89	Manute Bol, Golden State	4.31
1989-90	Akeem Olajuwon, Houston	4.59
1990-91	Akeem Olajuwon, Houston	3.95
1991-92	David Robinson, San Antonio	4.49
1992-93	Hakeem Olajuwon, Houston	4.17
1993-94	Dikembe Mutombo, Denver	4.10
1994-95	Dikembe Mutombo, Denver	3.91
1995-96	Dikembe Mutombo, Denver	4.49
1996-97	Shawn Bradley, NJ - Dallas	3.40
1997-98	Marcus Camby, Toronto	3.65
1998-99	Alonzo Mourning, Miami	3.91
1999-00	Alonzo Mourning, Miami	3.72
2000-01	Theo Ratliff, Atlanta	3.74
2001-02	Ben Wallace, Detroit	3.48
2002-03	Theo Ratliff, Atlanta	3.23
2003-04	Theo Ratliff, Atlanta-Portland	3.61
2004-05	Andrei Kirilenko, Utah	3.32
2005-06	Marcus Camby, Denver	3.29
2006-07	Marcus Camby, Denver	3.30
2007-08	Marcus Camby, Denver	3.61
2008-09	Dwight Howard, Orlando	2.92
2009-10	Dwight Howard, Orlando	2.78
2010-11	Andrew Bogut, Milwaukee	2.58
2011-12	Serge Ibaka, Oklahoma City	3.65
2012-13	Serge Ibaka, Oklahoma City	3.03
2013-14	Anthony Davis, New Orleans	2.82
2014-15	Anthony Davis, New Orleans	2.94
2015-16	Hassan Whiteside, Miami	3.68
2016-17	Rudy Gobert, Utah	2.64
2017-18	Anthony Davis, New Orleans	2.57
2018-19	Myles Turner, Indiana	2.69

STEALS

Season	Player, Team	SPG
1973-74	Larry Steele, Portland	2.68
1974-75	Rick Barry, Golden State	2.85
1975-76	Donald Watts, Seattle	3.18
1976-77	Don Buse, Indiana	3.47
1977-78	Ron Lee, Phoenix	2.74
1978-79	M.L. Carr, Detroit	2.46
1979-80	Micheal Richardson, New York	3.23
1980-81	Earvin Johnson, L.A. Lakers	3.43
1981-82	Earvin Johnson, L.A. Lakers	2.67
1982-83	Micheal Richardson, Golden St. - N.J.	2.84
1983-84	Rickey Green, Utah	2.65
1984-85	Micheal Richardson, New Jersey	2.96
1985-86	Alvin Robertson, San Antonio	3.67
1986-87	Alvin Robertson, San Antonio	3.21
1987-88	Michael Jordan, Chicago	3.16
1988-89	John Stockton, Utah	3.21
1989-90	Michael Jordan, Chicago	2.77
1990-91	Alvin Robertson, Milwaukee	3.00
1991-92	John Stockton, Utah	2.98
1992-93	Michael Jordan, Chicago	2.83
1993-94	Nate McMillan, Seattle	2.96
1994-95	Scottie Pippen, Chicago	2.94
1995-96	Gary Payton, Seattle	2.85
1996-97	Mookie Blaylock, Atlanta	2.72
1997-98	Mookie Blaylock, Atlanta	2.61
1998-99	Kendall Gill, New Jersey	2.68
1999-00	Eddie Jones, Charlotte	2.67
2000-01	Allen Iverson, Philadelphia	2.51
2001-02	Allen Iverson, Philadelphia	2.80
2002-03	Allen Iverson, Philadelphia	2.74
2003-04	Baron Davis, New Orleans	2.36
2004-05	Larry Hughes, Washington	2.89
2005-06	Gerald Wallace, Charlotte	2.51
2006-07	Baron Davis, Golden State	2.14
2007-08	Chris Paul, New Orleans	2.71
2008-09	Chris Paul, New Orleans	2.77
2009-10	Rajon Rondo, Boston	2.33
2010-11	Chris Paul, New Orleans	2.35
2011-12	Chris Paul, LA Clippers	2.53
2012-13	Chris Paul, LA Clippers	2.41
2013-14	Chris Paul, LA Clippers	2.48
2014-15	Kawhi Leonard	2.31
2015-16	Stephen Curry, Golden State	2.14
2016-17	Draymond Green, Golden State	2.03
2017-18	Victor Oladipo, Indiana	2.36
2018-19	Paul George, Indiana	2.21

THREE-POINT FIELD GOAL PERCENTAGE

Season	Player, Team	Pct.
1979-80	Fred Brown, Seattle	.443
1980-81	Brian Taylor, San Diego	.383
1981-82	Campy Russell, New York	.439
1982-83	Mike Dunleavy, San Antonio	.345
1983-84	Darrell Griffith, Utah	.361
1984-85	Byron Scott, L.A. Lakers	.433
1985-86	Craig Hodges, Milwaukee	.451
1986-87	Kiki Vandeweghe, Portland	.481
1987-88	Craig Hodges, Milw. - Phoenix	.491
1988-89	Jon Sundvold, Miami	.522
1989-90	Steve Kerr, Cleveland	.507
1990-91	Jim Les, Sacramento	.461
1991-92	Dana Barros, Seattle	.446
1992-93	B.J. Armstrong, Chicago	.453
1993-94	Tracy Murray, Portland	.459
1994-95	Steve Kerr, Chicago	.524
1995-96	Tim Legler, Washington	.522
1996-97	Glen Rice, Charlotte	.470
1997-98	Dale Ellis, Seattle	.464
1998-99	Dell Curry, Milwaukee	.476
1999-00	Hubert Davis, Dallas	.491
2000-01	Brent Barry, Seattle	.476
2001-02	Steve Smith, San Antonio	.472
2002-03	Bruce Bowen, San Antonio	.441
2003-04	Anthony Peeler, Sacramento	.482
2004-05	Fred Hoiberg, Minnesota	.483
2005-06	Richard Hamilton, Detroit	.458
2006-07	Jason Kapono, Miami	.514
2007-08	Jason Kapono, Toronto	.483
2008-09	Anthony Morrow, Golden State	.467
2009-10	Kyle Korver, Utah	.536
2010-11	Matt Bonner, San Antonio	.457
2011-12	Steve Novak, New York	.472
2012-13	Jose Calderon, Toronto-Detroit	.461
2013-14	Kyle Korver, Atlanta	.472
2014-15	Kyle Korver, Atlanta	.492
2015-16	J.J. Redick, LA Clippers	.475
2016-17	Kyle Korver, Atlanta-Cleveland	.451
2017-18	Darren Collison, Indiana	.468
2018-19	Joe Harris, Brooklyn	.474

ALL-TIME NBA TEAM RECORDS

ALL-TIME OVERALL

Team	W	L	Pct
San Antonio Spurs	2162	1306	.623
Chicago Stags *	145	92	.612
Los Angeles Lakers	3333	2282	.594
Boston Celtics	3330	2312	.590
Washington Capitols *	157	114	.579
Anderson Packers *	37	27	.578
Oklahoma City Thunder	2283	1933	.542
Utah Jazz	1964	1681	.539
Portland Trail Blazers	2134	1836	.538
Phoenix Suns	2186	1948	.529
Milwaukee Bucks	2129	2005	.515
St. Louis Bombers *	122	115	.515
Philadelphia 76ers	2857	2693	.515
Chicago Bulls	2205	2092	.513
Indiana Pacers	1744	1733	.502
Cleveland Rebels *	30	30	.500
Dallas Mavericks	1572	1578	.499
Atlanta Hawks	2745	2806	.495
Indianapolis Olympians *	132	137	.491
Denver Nuggets	1703	1775	.490
Detroit Pistons	2733	2881	.487
New York Knickerbockers	2778	2943	.486
Golden State Warriors	2772	2948	.485
Orlando Magic	1158	1254	.480
New Orleans Pelicans	1185	1309	.475
Toronto Raptors	902	1018	.470
Cleveland Cavaliers	1848	2122	.466
Sacramento Kings	2562	3053	.456
Washington Wizards	2128	2569	.453
Brooklyn Nets	1450	2028	.417
Memphis Grizzlies	792	1128	.413
Los Angeles Clippers	1610	2360	.406
Charlotte Hornets	485	729	.400
Minnesota Timberwolves	961	1451	.398
Toronto Huskies*	22	38	.367
Sheboygan Redskins*	22	40	.355
Baltimore Bullets*	158	292	.351
Detroit Falcons*	20	40	.333
Waterloo Hawks*	19	43	.306
Indianapolis Jets*	18	42	.300
Providence Steamrollers*	46	122	.274
Pittsburgh Ironmen*	15	45	.250
Denver Nuggets*	11	51	.177

ALL-TIME NEUTRAL COURT

Team	W	L	Pct
Anderson Packers *	3	0	1.000
Chicago Stags *	12	1	.923
Boston Celtics	202	88	.697
Milwaukee Bucks	24	15	.615
Indianapolis Olympians *	15	11	.577
St. Louis Bombers *	4	3	.571
Golden State Warriors	165	130	.559
Philadelphia 76ers	161	133	.548
Cleveland Cavaliers	6	5	.545
Los Angeles Lakers	139	121	.535
Sacramento Kings	149	142	.512
New York Knickerbockers	130	133	.494
Chicago Bulls	31	33	.484
Detroit Pistons	144	182	.442
Houston Rockets	25	32	.439
Atlanta Hawks	127	163	.438
Washington Wizards	57	94	.377
Oklahoma City Thunder	18	31	.367
Los Angeles Clippers	10	18	.357
Phoenix Suns	9	18	.333
Washington Capitols*	2	5	.286
Baltimore Bullets*	11	51	.177
Portland Trail Blazers	2	12	.143
Waterloo Hawks*	1	6	.143
Denver Nuggets*	1	10	.091
Providence Steamrollers*	0	2	.000
Sheboygan Redskins*	0	4	.000
Indianapolis Jets*	0	5	.000

(* Defunct franchise)
(** Neutral court records kept prior to 73-74 season)

ALL-TIME HOME

Team	W	L	Pct
San Antonio Spurs	1301	438	.748
Washington Capitols *	97	37	.724
Anderson Packers *	23	9	.719
Los Angeles Lakers	1903	789	.707
Indianapolis Olympians *	86	37	.699
Boston Celtics	1859	819	.694
Utah Jazz	1245	576	.684
Chicago Stags *	70	33	.680
Portland Trail Blazers	1344	638	.678
Oklahoma City Thunder	1404	720	.661
Phoenix Suns	1350	709	.656
Houston Rockets	1341	743	.643
Denver Nuggets	1089	609	.641
St. Louis Bombers *	73	41	.640
Philadelphia 76ers	1661	955	.635
Atlanta Hawks	1669	977	.631
Indiana Pacers	1123	657	.631
Milwaukee Bucks	1285	756	.630
Chicago Bulls	1320	807	.621
Miami Heat	764	483	.613
Detroit Pistons	1646	1063	.608
Cleveland Cavaliers	1183	812	.593
Sacramento Kings	1571	1081	.592
Dallas Mavericks	932	643	.591
New York Knickerbockers	1606	1111	.591
Orlando Magic	711	494	.590
Golden State Warriors	1622	1166	.582
Washington Wizards	1311	973	.574
Cleveland Rebels*	17	13	.567
New Orleans Pelicans	709	549	.564
Toronto Raptors	530	430	.552
Sheboygan Redskins*	17	14	.548
Waterloo Hawks*	17	15	.531
Baltimore Bullets*	111	100	.526
Brooklyn Nets	912	827	.524
Los Angeles Clippers	1022	949	.519
Memphis Grizzlies	488	472	.508
Charlotte Hornets	308	299	.507
Toronto Huskies*	15	15	.500
Indianapolis Jets*	14	15	.483
Minnesota Timberwolves	560	605	.481
Detroit Falcons*	12	18	.400
Denver Nuggets*	9	15	.375
Pittsburgh Ironmen*	11	19	.367
Providence Steamrollers*	29	55	.345

ALL-TIME ROAD

Team	W	L	Pct
Chicago Stags *	63	58	.521
San Antonio Spurs	861	878	.495
Los Angeles Lakers	1291	1388	.482
Boston Celtics	1317	1477	.471
Washington Capitols *	58	72	.446
Cleveland Rebels *	13	17	.433
Oklahoma City Thunder	879	1205	.422
Miami Heat	539	749	.418
Houston Rockets	859	1216	.414
Chicago Bulls	854	1252	.406
Dallas Mavericks	640	935	.406
Phoenix Suns	827	1221	.404
Milwaukee Bucks	820	1234	.399
Portland Trail Blazers	788	1186	.399
Philadelphia 76ers	1050	1590	.398
Utah Jazz	719	1102	.395
St. Louis Bombers *	45	71	.388
New Orleans Pelicans	475	772	.381
Toronto Raptors	381	620	.381
Anderson Packers *	11	18	.379
New York Knickerbockers	1032	1699	.378
Orlando Magic	447	759	.371
Detroit Pistons	960	1660	.366
Atlanta Hawks	950	1666	.363
Golden State Warriors	986	1752	.360
Indiana Pacers	609	1088	.359
Cleveland Cavaliers	669	1305	.339
Washington Wizards	760	1502	.336
Denver Nuggets	576	1163	.331
Memphis Grizzlies	304	656	.317
Sacramento Kings	832	1820	.314
Minnesota Timberwolves	371	834	.308
Brooklyn Nets	530	1201	.306
Charlotte Hornets	177	420	.296
Los Angeles Clippers	578	1392	.293
Detroit Falcons*	8	22	.267
Indianapolis Olympians*	31	89	.258
Toronto Huskies*	7	23	.233
Providence Steamrollers*	17	65	.207
Baltimore Bullets*	36	141	.203
Sheboygan Redskins*	5	22	.185
Indianapolis Jets*	4	22	.154
Pittsburgh Ironmen*	4	26	.133
Waterloo Hawks*	1	22	.043
Denver Nuggets*	1	26	.037

Huerter

OPPONENTS

24 BRUNO FERNANDO

BOSTON CELTICS

226 Causeway St., 4th Floor
Boston, MA 02144
(617) 854-8000

SCHEDULE (All Times Eastern)

at Boston	Fri., Jan. 3	7:00
BOSTON	Mon., Feb. 3	7:30
at Boston	Fri., Feb. 7	7:30

2018-19 RESULTS

Boston, 4-0
(High Scorer, ATL/BOS)
Nov. 23 at Atlanta (114-96, Celtics)
Lin 19/Baynes 16
Dec. 14 at Boston (129-108, Celtics)
Huerter 19/Irving 24
Jan. 19 at Atlanta (113-105, Celtics)
Huerter 18/Irving 32
Mar. 16 at Boston (129-120, Celtics)
Young 26/Irving 30

SERIES FACTS

Current Streak: Boston, four wins
Current Home Streak: Lost 4
Current Road Streak: Lost 2
Last Home Win: 4/6/17, 123-116
Last Road Win: 4/8/18, 112-106
Last Home Loss: 1/19/19, 113-105
Last Road Loss: 3/16/19, 129-120
Biggest Win: 32 (2/28/78), 117-85
Biggest Loss: 26 (11/16/77), 131-105

ATLANTA ALL-TIME RECORD vs. BOSTON

Season	Home	Road	Neutral	Total
49-68*	33-32	7-54	11-21	51-103
68-69	2-1	1-2	0-0	3-3
69-70	3-0	3-0	0-0	6-0
70-71	1-2	1-2	0-0	2-4
71-72	0-2	0-2	0-0	0-4
72-73	0-3	1-2	0-0	1-5
73-74	1-2	0-2	0-1	1-5
74-75	0-2	0-2	0-0	0-4
75-76	1-1	0-2	1-0	2-3
76-77	0-2	0-2	0-0	0-4
77-78	2-0	0-1	0-1	2-2
78-79	1-1	1-1	0-0	2-2
79-80	1-2	1-1	0-1	2-4
80-81	1-2	1-1	0-1	2-4
81-82	1-2	0-3	0-0	1-5
82-83	0-3	1-2	0-0	1-5
83-84	0-2	0-3	0-0	0-5
84-85	0-3	1-1	0-0	1-4
85-86	0-3	0-3	0-0	0-6
86-87	3-0	0-3	0-0	3-3
87-88	2-1	0-3	0-0	2-4
88-89	2-0	1-1	0-0	3-1
89-90	1-1	0-2	0-0	1-3
90-91	2-0	1-1	0-0	3-1
91-92	2-0	0-1	1-0	3-1
92-93	1-1	0-1	1-0	2-2
93-94	2-0	2-0	0-0	4-0
94-95	2-0	1-1	0-0	3-1
95-96	2-0	2-0	0-0	4-0
96-97	2-0	1-1	0-0	3-1
97-98	1-1	1-0	0-0	2-1
98-99	2-0	1-0	0-0	3-0
99-00	1-1	0-2	0-0	1-3
00-01	1-1	0-2	0-0	1-3
01-02	1-1	1-1	0-0	2-2
02-03	0-1	0-2	0-0	0-3
03-04	2-0	1-1	0-0	3-1
04-05	1-1	0-2	0-0	1-3
05-06	1-1	1-0	0-0	2-1
06-07	2-0	1-1	0-0	3-1
07-08	0-1	0-2	0-0	0-3
08-09	0-2	0-2	0-0	0-4
09-10	2-0	2-0	0-0	4-0
10-11	1-1	0-1	0-0	1-2
11-12	1-1	0-1	0-0	1-2
12-13	1-1	0-2	0-0	1-3
13-14	1-1	1-1	0-0	2-2
14-15	1-0	1-1	0-0	2-1
15-16	2-0	1-1	0-0	3-1
16-17	1-0	1-1	0-0	2-1
17-18	0-2	1-1	0-0	1-3
18-19	0-2	0-2	0-0	0-4
TOTALS	90-86	39-126	14-25	143-237

* 1949-68 signifies Tri-Cities Blackhawks/ Milwaukee Hawks/St. Louis Hawks years

BROOKLYN NETS

168 39th St., 8th Floor
Brooklyn, NY 11232
(201) 935-8888

SCHEDULE (All Times Eastern)

BROOKLYN	Wed., Dec. 4	7:30
at Brooklyn	Sat., Dec. 21	6:00
at Brooklyn	Sun., Jan. 12	6:00
BROOKLYN	Fri., Feb. 28	7:30

2018-19 RESULTS

Brooklyn, 3-0
(High Scorer, ATL/BKN)
Dec. 16 at Brooklyn (144-127, Nets)
Collins 29/Russell 32
Jan. 9 at Brooklyn (116-100, Nets)
Collins 30/Russell 23
Mar. 9 at Atlanta (114-112, Nets)
Collins 33/Dinwiddie 23

SERIES FACTS

Current Streak: Brooklyn, five wins
Current Home Streak: Lost 4
Current Road Streak: Lost 2
Last Home Win: 3/8/17, 110-105
Last Road Win: 12/2/17, 114-102
Last Home Loss: 3/9/19, 114-112
Last Road Loss: 1/9/19, 113-105
Biggest Win: 37 (12/9/79), 122-85
37 (12/4/87), 139-102
Biggest Loss: 34 (2/13/91), 140-106

ATLANTA ALL-TIME RECORD vs. BROOKLYN

Season	Home	Road	Neutral	Total
76-77	1-1	2-0	0-0	3-1
77-78	2-0	1-1	0-0	3-1
78-79	1-1	1-1	0-0	2-2
79-80	2-1	2-1	0-0	4-2
80-81	2-0	1-2	0-0	3-2
81-82	2-1	1-1	0-0	3-2
82-83	1-2	1-2	0-0	2-4
83-84	2-1	1-2	0-0	3-3
84-85	2-1	1-2	0-0	3-3
85-86	3-0	1-2	0-0	4-2
86-87	2-0	3-0	0-0	5-0
87-88	3-0	2-0	0-0	5-0
88-89	2-0	2-1	0-0	4-1
89-90	2-0	0-2	0-0	2-2
90-91	2-0	1-1	0-0	3-1
91-92	2-0	1-1	0-0	3-1
92-93	1-1	0-2	0-0	1-3
93-94	1-1	0-2	0-0	1-3
94-95	2-0	2-0	0-0	4-0
95-96	2-0	2-0	0-0	4-0
96-97	2-0	1-1	0-0	3-1
97-98	1-0	0-2	0-0	1-2
98-99	1-0	0-2	0-0	1-2
99-00	2-0	1-1	0-0	3-1
00-01	0-2	1-1	0-0	1-3
01-02	2-0	0-1	0-0	2-1
02-03	1-1	0-2	0-0	1-3
03-04	1-1	0-2	0-0	1-3
04-05	0-2	0-1	0-0	0-3
05-06	1-1	0-2	0-0	1-3
06-07	0-1	1-1	0-0	1-2
07-08	1-1	0-2	0-0	1-3
08-09	1-1	0-2	0-0	1-3
09-10	2-0	1-0	0-0	3-0
10-11	2-0	0-2	0-0	2-2
11-12	2-0	2-0	0-0	4-0
12-13	1-1	1-1	0-0	2-2
13-14	0-1	1-1	0-0	1-2
14-15	2-0	2-0	0-0	4-0
15-16	2-0	0-1	0-0	2-1
16-17	1-1	1-1	0-0	2-2
17-18	0-2	1-1	0-0	1-3
18-19	0-1	0-2	0-0	0-3
TOTALS	62-26	38-52	0-0	100-78

CHARLOTTE HORNETS

333 E. Trade St.
Charlotte, NC 28202
(704) 688-8600

SCHEDULE (All Times Eastern)

at Charlotte	Sun., Dec. 8	5:00
CHARLOTTE	Mon., Mar. 9	7:30
CHARLOTTE	Fri., Apr. 3	7:30
at Charlotte	Sun., Apr. 5	1:00

2018-19 RESULTS

Charlotte, 3-1
(High Scorer, ATL/CHA)
Nov. 6 at Charlotte (113-102, Hornets)
Lin 19/Walker 19
Nov. 25 at Atlanta (124-123, Hawks)
Collins 23/Monk 26
Nov. 28 at Charlotte (108-94, Hornets)
Young 18/Lamb 22
Feb. 9 at Atlanta (129-120, Hornets)
Collins 21/Walker 37

SERIES FACTS

Current Streak: Charlotte, two wins
Current Home Streak: Lost 1
Current Road Streak: Lost 7
Last Home Win: 11/25/18, 124-123
Last Road Win: 11/1/15, 94-92
Last Home Loss: 2/9/19, 129-120
Last Road Loss: 11/28/18, 108-94
Biggest Win: 39 (1/4/94), 133-94
Biggest Loss: 32 (4/12/00), 119-87

ATLANTA ALL-TIME RECORD vs. CHARLOTTE

Season	Home	Road	Neutral	Total
88-89	3-0	1-1	0-0	4-1
89-90	1-0	1-0	0-0	2-0
90-91	1-2	0-2	0-0	1-4
91-92	1-1	1-1	0-0	2-2
92-93	0-2	3-0	0-0	3-2
93-94	3-0	1-1	0-0	4-1
94-95	0-2	2-0	0-0	2-2
95-96	2-0	1-1	0-0	3-1
96-97	1-1	0-2	0-0	1-3
97-98	2-0	2-0	0-0	4-0
98-99	2-0	1-0	0-0	3-0
99-00	1-1	0-2	0-0	1-3
00-01	0-2	0-2	0-0	0-4
01-02	1-1	1-1	0-0	2-2
04-05	1-1	0-2	0-0	1-3
05-06	0-2	1-1	0-0	1-3
06-07	1-1	0-2	0-0	1-3
07-08	2-0	0-2	0-0	2-2
08-09	2-0	1-1	0-0	3-1
09-10	2-0	0-2	0-0	2-2
10-11	1-1	1-1	0-0	2-2
11-12	2-0	2-0	0-0	4-0
12-13	2-0	2-0	0-0	4-0
13-14	1-1	2-0	0-0	3-1
14-15	2-0	0-2	0-0	2-2
15-16	2-0	1-1	0-0	3-1
16-17	1-1	0-2	0-0	1-3
17-18	0-2	0-2	0-0	0-4
18-19	1-1	0-2	0-0	1-3
TOTALS	38-22	24-33	0-0	62-55

CHICAGO BULLS

1901 W. Madison St.
Chicago, IL 60612
(312) 455-4000

SCHEDULE (All Times Eastern)

CHICAGO	Wed., Nov. 6	7:30
at Chicago	Wed., Dec. 11	8:00
at Chicago	Sat., Dec. 28	8:00

2018-19 RESULTS

Series tied, 2-2
(High Scorer, ATL/CHI)
Oct. 27 at Atlanta (97-85, Bulls)
Prince 16/LaVine 27
Jan. 23 at Chicago (121-101, Hawks)
Collins 35/LaVine 23
Mar. 1 at Atlanta (168-161, 4OT, Bulls)
Young 49/LaVine 47
Mar. 3 at Chicago (123-118, Hawks)
Len 28/Markkanen 19

SERIES FACTS

Current Streak: Hawks, one win
Current Home Streak: Lost 4
Current Road Streak: Won 2
Last Home Win: 3/3/19, 123-118
Last Road Win: 1/25/17, 119-114
Last Home Loss: 3/1/19, 168-161, 4 OT
Last Road Loss: 10/26/17, 91-86
Biggest Win: 37 (4/8/83), 138-101
Biggest Loss: 39 (1/14/13), 97-58

ATLANTA ALL-TIME RECORD vs. CHICAGO

Season	Home	Road	Neutral	Total
66-68*	5-3	6-1	1-1	12-5
68-69	3-0	3-1	0-0	6-1
69-70	3-0	1-1	1-1	5-2
70-71	1-1	0-3	0-0	1-4
71-72	0-3	0-2	0-0	0-5
72-73	1-1	1-1	0-0	2-2
73-74	1-1	0-2	0-0	1-3
74-75	0-2	0-2	0-0	0-4
75-76	1-1	1-1	0-0	2-2
76-77	2-0	0-2	0-0	2-2
77-78	1-0	0-2	0-1	1-3
78-79	2-0	1-1	0-0	3-1
79-80	1-0	0-1	0-0	1-1
80-81	1-2	1-2	0-0	2-4
81-82	1-1	1-2	0-0	2-3
82-83	3-0	2-1	0-0	5-1
83-84	3-0	1-2	0-0	4-2
84-85	1-2	2-1	0-0	3-3
85-86	3-0	2-1	0-0	5-1
86-87	3-0	1-2	0-0	4-2
87-88	1-1	1-2	0-0	2-3
88-89	2-1	2-1	0-0	4-2
89-90	0-3	0-2	0-0	0-5
90-91	1-1	0-3	0-0	1-4
91-92	0-3	0-2	0-0	0-5
92-93	1-1	1-1	0-0	2-2
93-94	2-0	0-3	0-0	2-3
94-95	0-3	1-1	0-0	1-4
95-96	0-2	0-2	0-0	0-4
96-97	1-1	0-2	0-0	1-3
97-98	1-1	0-2	0-0	1-3
98-99	1-1	2-0	0-0	3-1
99-00	2-0	1-1	0-0	3-1
00-01	1-1	1-1	0-0	2-2
01-02	1-1	2-0	0-0	3-1
02-03	1-1	1-1	0-0	2-2
03-04	2-0	1-1	0-0	3-1
04-05	0-2	0-2	0-0	0-4
05-06	0-2	0-1	0-0	0-3
06-07	0-2	0-2	0-0	0-4
07-08	2-0	0-2	0-0	2-2
08-09	1-0	2-0	0-0	3-0
09-10	2-0	1-1	0-0	3-1
10-11	1-1	0-1	0-0	1-2
11-12	1-1	0-2	0-0	1-3
12-13	1-1	0-1	0-0	1-2
13-14	0-2	0-2	0-0	0-4
14-15	1-0	1-1	0-0	2-1
15-16	2-0	2-0	0-0	4-0
16-17	2-0	1-1	0-0	3-1
17-18	0-2	0-1	0-0	0-3
18-19	0-2	2-0	0-0	2-2
TOTALS	66-53	45-73	2-3	113-129
ATL TOTALS	60-49	39-70	1-2	100-121

* 1966-68 signifies St. Louis Hawks years

CLEVELAND CAVALIERS

One Center Court
Cleveland, OH 44115-4001
(216) 420-2000

SCHEDULE (All Times Eastern)

at Cleveland	Mon., Dec. 23	7:00
at Cleveland	Wed., Feb. 12	7:00
CLEVELAND	Sat., Mar. 14	7:30
CLEVELAND	Wed., Apr. 15	7:30

2018-19 RESULTS

Atlanta, 2-1
(High Scorer, ATL/CLE)
Oct. 21 at Cleveland (133-111, Hawks)
Young 35/Clarkson 19
Oct. 30 at Cleveland (136-114, Cavaliers)
Young 24/Hood 26
Dec. 29 at Atlanta (111-108, Hawks)
Two w/21/Osman 22

SERIES FACTS

Current Streak: Atlanta, one win
Current Home Streak: Won 1
Current Road Streak: Lost 1
Last Home Win: 12/29/18, 111-108
Last Road Win: 10/21/18, 133-111
Last Home Loss: 2/9/18, 123-107
Last Road Loss: 10/30/18, 136-114
Biggest Win: 34 (12/31/70), 119-85
Biggest Loss: 43 (3/22/92), 123-80

ATLANTA ALL-TIME RECORD vs. CLEVELAND

Season	Home	Road	Neutral	Total
70-71	2-0	2-0	0-0	4-0
71-72	2-1	2-1	0-0	4-2
72-73	2-1	1-3	0-0	3-4
73-74	2-1	2-2	0-0	4-3
74-75	3-1	0-3	0-0	3-4
75-76	0-3	2-2	0-0	2-5
76-77	1-1	1-1	0-0	2-2
77-78	1-1	0-2	0-0	1-3
78-79	2-0	1-1	0-0	3-1
79-80	3-0	1-2	0-0	4-2
80-81	0-3	1-2	0-0	1-5
81-82	2-1	2-1	0-0	4-2
82-83	3-0	3-0	0-0	6-0
83-84	3-0	0-3	0-0	3-3
84-85	2-1	1-2	0-0	3-3
85-86	2-1	2-1	0-0	4-2
86-87	3-0	1-2	0-0	4-2
87-88	3-0	2-1	0-0	5-1
88-89	3-0	1-2	0-0	4-2
89-90	2-0	0-3	0-0	2-3
90-91	1-2	2-0	0-0	3-2
91-92	0-2	0-3	0-0	0-5
92-93	0-3	0-2	0-0	0-5
93-94	2-0	1-1	0-0	3-1
94-95	1-1	0-3	0-0	1-4
95-96	1-1	2-0	0-0	3-1
96-97	2-0	1-1	0-0	3-1
97-98	2-0	2-0	0-0	4-0
98-99	1-0	1-1	0-0	2-1
99-00	2-0	1-1	0-0	3-1
00-01	1-1	1-1	0-0	2-2
01-02	2-0	1-1	0-0	3-1
02-03	2-0	2-0	0-0	4-0
03-04	1-1	0-2	0-0	1-3
04-05	0-2	0-2	0-0	0-4
05-06	0-1	1-1	0-0	1-2
06-07	0-2	1-1	0-0	1-3
07-08	1-1	0-1	0-0	1-2
08-09	1-1	0-2	0-0	1-3
09-10	1-1	0-2	0-0	1-3
10-11	1-0	2-0	0-0	3-0
11-12	2-0	1-0	0-0	3-0
12-13	1-1	1-1	0-0	2-2
13-14	2-0	1-0	0-0	3-0
14-15	2-0	1-1	0-0	3-1
15-16	0-1	0-2	0-0	0-3
16-17	1-1	2-0	0-0	3-1
17-18	0-2	1-1	0-0	1-3
18-19	1-0	1-1	0-0	2-1
TOTALS	72-39	51-65	0-0	123-104

DALLAS MAVERICKS

2500 Victory Avenue
Dallas, TX 75219
(214) 665-4660

SCHEDULE (All Times Eastern)

at Dallas	Sat., Feb. 1	8:30
DALLAS	Sat., Feb. 22	7:30

2018-19 RESULTS

Series tied, 1-1
(High Scorer, ATL/DAL)
Oct. 24 at Atlanta (111-104, Hawks)
Bazemore 32/Matthews 23
Dec. 12 at Dallas (114-107, Mavericks)
Young 24/Barnes 25

SERIES FACTS

Current Streak: Dallas, one win
Current Home Streak: Won 6
Current Road Streak: Lost 1
Last Home Win: 10/24/18, 111-104
Last Road Win: 10/18/17, 117-111
Last Home Loss: 3/18/13, 127-113
Last Road Loss: 12/12/18, 114-107
Biggest Win: 36 (12/17/96), 109-73
Biggest Loss: 26 (2/18/03), 105-79

ATLANTA ALL-TIME RECORD vs. DALLAS

Season	Home	Road	Neutral	Total
80-81	1-0	1-0	0-0	2-0
81-82	0-1	1-0	0-0	1-1
82-83	1-0	0-1	0-0	1-1
83-84	1-0	0-1	0-0	1-1
84-85	0-1	0-1	0-0	0-2
85-86	0-1	1-0	0-0	1-1
86-87	1-0	1-0	0-0	2-0
87-88	1-0	1-0	0-0	2-0
88-89	1-0	0-1	0-0	1-1
89-90	0-1	0-1	0-0	0-2
90-91	1-0	1-0	0-0	2-0
91-92	1-0	1-0	0-0	2-0
92-93	1-0	0-1	0-0	1-1
93-94	1-0	1-0	0-0	2-0
94-95	1-0	1-0	0-0	2-0
95-96	0-1	1-0	0-0	1-1
96-97	1-0	1-0	0-0	2-0
97-98	1-0	1-0	0-0	2-0
98-99	0-0	0-1	0-0	0-1
99-00	0-1	0-1	0-0	0-2
00-01	0-1	0-1	0-0	0-2
01-02	0-1	0-1	0-0	0-2
02-03	0-1	0-1	0-0	0-2
03-04	1-0	1-0	0-0	2-0
04-05	1-0	0-1	0-0	1-1
05-06	0-1	0-1	0-0	0-2
06-07	0-1	0-1	0-0	0-2
07-08	1-0	0-1	0-0	1-1
08-09	1-0	0-1	0-0	1-1
09-10	0-1	1-0	0-0	1-1
10-11	0-1	0-1	0-0	0-2
11-12	1-0	0-0	0-0	1-0
12-13	0-1	1-0	0-0	1-1
13-14	1-0	0-1	0-0	1-1
14-15	1-0	1-0	0-0	2-0
15-16	1-0	1-0	0-0	2-0
16-17	1-0	1-0	0-0	2-0
17-18	1-0	1-0	0-0	2-0
18-19	1-0	0-1	0-0	1-1
TOTALS	24-14	19-19	0-0	43-33

DENVER NUGGETS

1000 Chopper Place
Denver, CO 80204
(303) 405-1100

SCHEDULE (All Times Eastern)

at Denver	Tue., Nov. 12	9:00
DENVER	Mon., Jan. 6	7:30

2018-19 RESULTS

Series tied, 1-1
(High Scorer, ATL/DEN)
Nov. 15 at Denver (138-93, Nuggets)
Lin 16/Hernangomez 25
Dec. 8 at Atlanta (106-98, Hawks)
Collins 30/Jokic 24

SERIES FACTS

Current Streak: Atlanta, one win
Current Home Streak: Won 1
Current Road Streak: Lost 3
Last Home Win: 12/8/18, 106-98
Last Road Win: 1/10/18, 110-97
Last Home Loss: 10/27/17, 105-100
Last Road Loss: 11/15/18, 138-93
Biggest Win: 26 (12/30/78), 113-87
26 (1/19/92), 119-93
Biggest Loss: 45 (11/15/18), 138-93

ATLANTA ALL-TIME RECORD vs. DENVER

Season	Home	Road	Neutral	Total
76-77	2-0	0-2	0-0	2-2
77-78	1-0	0-2	0-1	1-3
78-79	2-0	1-1	0-0	3-1
79-80	1-0	0-1	0-0	1-1
80-81	1-0	0-1	0-0	1-1
81-82	1-0	0-1	0-0	1-1
82-83	0-1	1-0	0-0	1-1
83-84	0-1	0-1	0-0	0-2
84-85	0-1	0-1	0-0	0-2
85-86	1-0	0-1	0-0	1-1
86-87	1-0	1-0	0-0	2-0
87-88	1-0	0-1	0-0	1-1
88-89	0-1	0-1	0-0	0-2
89-90	1-0	0-1	0-0	1-1
90-91	1-0	0-1	0-0	1-1
91-92	1-0	1-0	0-0	2-0
92-93	1-0	1-0	0-0	2-0
93-94	1-0	0-1	0-0	1-1
94-95	1-0	1-0	0-0	2-0
95-96	1-0	0-1	0-0	1-1
96-97	1-0	0-1	0-0	1-1
97-98	1-0	1-0	0-0	2-0
99-00	1-0	0-1	0-0	1-1
00-01	1-0	0-1	0-0	1-1
01-02	1-0	1-0	0-0	2-0
02-03	1-0	1-0	0-0	2-0
03-04	1-0	1-0	0-0	2-0
04-05	0-1	0-1	0-0	0-2
05-06	1-0	0-1	0-0	1-1
06-07	0-1	1-0	0-0	1-1
07-08	1-0	0-1	0-0	1-1
08-09	1-0	0-1	0-0	1-1
09-10	1-0	0-1	0-0	1-1
10-11	0-1	0-1	0-0	0-2
11-12	0-0	0-1	0-0	0-1
12-13	1-0	0-1	0-0	1-1
13-14	1-0	0-1	0-0	1-1
14-15	1-0	0-1	0-0	1-1
15-16	1-0	1-0	0-0	2-0
16-17	1-0	1-0	0-0	2-0
17-18	0-1	1-0	0-0	1-1
18-19	1-0	0-1	0-0	1-1
TOTALS	35-8	14-31	0-1	49-40

DETROIT PISTONS

The Palace of Auburn Hills
6 Championship Drive
Auburn Hills, MI 48326
(248) 377-0100

SCHEDULE (All Times Eastern)

at Detroit	Thu., Oct. 24	7:00
at Detroit	Fri., Nov. 22	7:00
DETROIT	Sat., Jan. 18	7:30
DETROIT	Tue., Apr. 7	7:30

2018-19 RESULTS

Detroit, 2-1
(High Scorer, ATL/DET)
Nov. 9 at Atlanta (123-109, Pistons)
Lin 19/Drummond 23
Dec. 23 at Detroit (98-95, Hawks)
Carter 18/Galloway 18
Feb. 22 at Atlanta (125-122, Pistons)
Young 30/Jackson 32

SERIES FACTS

Current Streak: Detroit, one win
Current Home Streak: Lost 2
Current Road Streak: Won 1
Last Home Win: 2/11/18, 118-115
Last Road Win: 12/23/18, 98-95
Last Home Loss: 2/22/19, 125-122
Last Road Loss: 2/14/18, 104-98
Biggest Win: 44 (2/7/94), 141-97
Biggest Loss: 36 (12/2/16), 121-85
36 (12/2/83), 128-92

ATLANTA ALL-TIME RECORD vs. DETROIT

Season	Home	Road	Neutral	Total
57-68*	23-26	44-6	13-10	80-42
68-69	3-0	3-0	0-0	6-0
69-70	0-2	2-0	1-1	3-3
70-71	0-3	0-2	0-0	0-5
71-72	1-1	2-1	0-0	3-2
72-73	1-1	1-1	0-0	2-2
73-74	0-2	0-2	0-0	0-4
74-75	1-1	1-1	0-0	2-2
75-76	0-2	1-1	0-0	1-3
76-77	0-2	0-2	0-0	0-4
77-78	1-1	1-1	0-0	2-2
78-79	2-0	1-1	0-0	3-1
79-80	3-0	3-0	0-0	6-0
80-81	2-1	2-1	0-0	4-2
81-82	1-2	1-2	0-0	2-4
82-83	2-1	1-2	0-0	3-3
83-84	2-1	0-3	0-0	2-4
84-85	0-3	1-2	0-0	1-5
85-86	3-0	1-2	0-0	4-2
86-87	2-1	1-2	0-0	3-3
87-88	1-2	1-2	0-0	2-4
88-89	1-2	0-3	0-0	1-5
89-90	1-2	2-0	0-0	3-2
90-91	0-2	0-3	0-0	0-5
91-92	0-3	1-1	0-0	1-4
92-93	1-1	1-2	0-0	2-3
93-94	2-0	2-0	0-0	4-0
94-95	2-1	1-1	0-0	3-2
95-96	2-0	0-2	0-0	2-2
96-97	1-1	0-2	0-0	1-3
97-98	2-0	0-2	0-0	2-2
98-99	0-1	1-1	0-0	1-2
99-00	1-1	0-2	0-0	1-3
00-01	0-2	0-2	0-0	0-4
01-02	1-1	0-2	0-0	1-3
02-03	1-1	0-2	0-0	1-3
03-04	0-2	1-1	0-0	1-3
04-05	0-2	1-1	0-0	1-3
05-06	1-1	0-2	0-0	1-3
06-07	1-0	0-2	0-0	1-2
07-08	0-2	0-2	0-0	0-4
08-09	2-0	1-0	0-0	3-0
09-10	2-0	0-2	0-0	2-2
10-11	2-0	1-1	0-0	3-1
11-12	2-0	1-1	0-0	3-1
12-13	1-0	1-1	0-0	2-1
13-14	1-1	1-1	0-0	2-2
14-15	1-0	1-1	0-0	2-1
15-16	1-1	2-0	0-0	3-1
16-17	1-1	0-1	0-0	1-2
17-18	0-2	1-1	0-0	1-3
18-19	0-2	1-0	0-0	1-2
TOTALS	78-84	87-76	14-11	179-171
ATL TOTALS	53-58	42-69	1-1	96-128

* 1957-68 signifies St. Louis Hawks years.

GOLDEN STATE WARRIORS

1 Warriors Way
San Francisco, CA 94158
(415) 388-0100

SCHEDULE (All Times Eastern)

GOLDEN ST.	Mon., Dec. 2	7:30
at Golden St.	Wed., Mar. 25	10:30

2018-19 RESULTS

Golden State, 2-0
(High Scorer, ATL/GST)
Nov. 13 at Golden State (110-103, Warriors)
Prince 22/Durant 29
Dec. 3 at Atlanta (128-111, Warriors)
Collins 24/Curry 30

SERIES FACTS

Current Streak: Golden State, nine wins
Current Home Streak: Lost 4
Current Road Streak: Lost 7
Last Home Win: 2/6/15, 124-116
Last Road Win: 2/25/11, 95-79
Last Home Loss: 11/13/18, 110-103
Last Road Loss: 12/3/18, 128-111
Biggest Win: 31 (1/22/86), 131-100
Biggest Loss: 34 (11/28/76), 132-98

ATLANTA ALL-TIME RECORD vs. GOLDEN STATE

Season	Home	Road	Neutral	Total
47-68*	49-16	23-40	12-21	84-77
68-69	2-2	2-1	0-0	4-3
69-70	1-2	2-1	1-0	4-3
70-71	1-1	1-2	0-0	2-3
71-72	2-1	0-1	1-0	3-2
72-73	1-1	0-2	0-0	1-3
73-74	0-2	1-1	0-0	1-3
74-75	1-1	0-2	0-0	1-3
75-76	2-0	0-2	0-0	2-2
76-77	0-2	0-2	0-0	0-4
77-78	1-1	0-2	0-0	1-3
78-79	1-1	0-2	0-0	1-3
79-80	1-0	1-0	0-0	2-0
80-81	1-0	1-0	0-0	2-0
81-82	0-1	0-1	0-0	0-2
82-83	0-1	0-1	0-0	0-2
83-84	1-0	0-1	0-0	1-1
84-85	1-0	1-0	0-0	2-0
85-86	1-0	0-1	0-0	1-1
86-87	1-0	0-1	0-0	1-1
87-88	1-0	1-0	0-0	2-0
88-89	1-0	0-1	0-0	1-1
89-90	1-0	1-0	0-0	2-0
90-91	1-0	0-1	0-0	1-1
91-92	1-0	0-1	0-0	1-1
92-93	1-0	1-0	0-0	2-0
93-94	0-1	0-1	0-0	0-2
94-95	1-0	1-0	0-0	2-0
95-96	0-1	1-0	0-0	1-1
96-97	1-0	1-0	0-0	2-0
97-98	1-0	1-0	0-0	2-0
99-00	0-1	0-1	0-0	0-2
00-01	1-0	1-0	0-0	2-0
01-02	1-0	1-0	0-0	2-0
02-03	0-1	0-1	0-0	0-2
03-04	0-1	0-1	0-0	0-2
04-05	0-1	0-1	0-0	0-2
05-06	1-0	0-1	0-0	1-1
06-07	1-0	1-0	0-0	2-0
07-08	0-1	1-0	0-0	1-1
08-09	1-0	0-1	0-0	1-1
09-10	1-0	0-1	0-0	1-1
10-11	1-0	1-0	0-0	2-0
11-12	0-1	0-0	0-0	0-1
12-13	0-1	0-1	0-0	0-2
13-14	0-1	0-1	0-0	0-2
14-15	1-0	0-1	0-0	1-1
15-16	0-1	0-1	0-0	0-2
16-17	0-1	0-1	0-0	0-2
17-18	0-1	0-1	0-0	0-2
18-19	0-1	0-1	0-0	0-2
TOTALS	84-46	44-81	14-21	142-148
ATL TOTALS	35-29	21-41	2-0	58-70

* 1947-68 signifies St. Louis Hawks years.

HOUSTON ROCKETS

Toyota Center
1510 Polk St.
Houston, TX 77002
(713) 758-7200

SCHEDULE (All Times Eastern)

at Houston	Sat., Nov. 30	8:00
HOUSTON	Wed., Jan. 8	7:30

2018-19 RESULTS

Houston, 2-0
(High Scorer, ATL/HTN)
Feb. 25 at Houston (119-111, Rockets)
Young 36/Harden 28
Mar. 19 at Atlanta (121-105, Rockets)
Young 21/Harden 31

SERIES FACTS

Current Streak: Houston, four wins
Current Home Streak: Lost 2
Current Road Streak: Lost 2
Last Home Win: 11/5/16, 112-97
Last Road Win: 2/2/17, 113-08
Last Home Loss: 3/19/19, 121-105
Last Road Loss: 2/25/19, 119-111
Biggest Win: 42 (11/30/67), 129-87
Biggest Loss: 31 (12/23/70), 133-102

ATLANTA ALL-TIME RECORD vs. HOUSTON

Season	Home	Road	Neutral	Total
67-68*	3-1	4-0	0-0	7-1
68-69	3-1	0-3	0-0	3-4
69-70	3-0	1-2	0-0	4-2
70-71	2-1	0-2	0-0	2-3
71-72	1-1	0-3	0-0	1-4
72-73	3-1	1-3	0-0	4-4
73-74	3-1	2-1	0-0	5-2
74-75	1-2	1-3	0-0	2-5
75-76	2-2	0-3	0-0	2-5
76-77	1-1	0-2	0-0	1-3
77-78	2-0	1-1	0-0	3-1
78-79	2-0	1-1	0-0	3-1
79-80	1-2	1-2	0-0	2-4
80-81	1-0	0-1	0-0	1-1
81-82	1-0	1-0	0-0	2-0
82-83	1-0	1-0	0-0	2-0
83-84	1-0	0-1	0-0	1-1
84-85	0-1	0-1	0-0	0-2
85-86	1-0	0-1	0-0	1-1
86-87	0-1	1-0	0-0	1-1
87-88	1-0	0-1	0-0	1-1
88-89	1-0	0-1	0-0	1-1
89-90	1-0	1-0	0-0	2-0
90-91	0-1	1-0	0-0	1-1
91-92	1-0	1-0	0-0	2-0
92-93	1-0	0-1	0-0	1-1
93-94	1-0	0-1	0-0	1-1
94-95	0-1	0-1	0-0	0-2
95-96	1-0	0-1	0-0	1-1
96-97	1-0	0-1	0-0	1-1
97-98	1-0	0-1	0-0	1-1
98-99	0-0	1-0	0-0	1-0
99-00	1-0	0-1	0-0	1-1
00-01	0-1	0-1	0-0	0-2
01-02	1-0	0-1	0-0	1-1
02-03	1-0	0-1	0-0	1-1
03-04	0-1	0-1	0-0	0-2
04-05	1-0	0-1	0-0	1-1
05-06	1-0	0-1	0-0	1-1
06-07	1-0	0-1	0-0	1-1
07-08	0-1	0-1	0-0	0-2
08-09	1-0	0-1	0-0	1-1
09-10	1-0	1-0	0-0	2-0
10-11	0-1	0-1	0-0	0-2
11-12	0-0	0-1	0-0	0-1
12-13	0-1	0-1	0-0	0-2
13-14	1-0	0-1	0-0	1-1
14-15	1-0	1-0	0-0	2-0
15-16	1-0	1-0	0-0	2-0
16-17	1-0	1-0	0-0	2-0
17-18	0-1	0-1	0-0	0-2
18-19	0-1	0-1	0-0	0-2
TOTALS	53-24	23-54	0-0	76-78
ATL TOTALS	50-23	19-53	0-0	69-76

* 1967-68 St. Louis Hawks years.

INDIANA PACERS

125 South Pennsylvania St.
Indianapolis, IN 46204
(317) 917-2500

SCHEDULE (All Times Eastern)

at Indiana	Fri., Nov. 29	8:00
INDIANA	Fri., Dec. 13	7:30
INDIANA	Sat., Jan. 4	7:30

2018-19 RESULTS

Indiana, 4-0
(High Scorer, ATL/IND)
Nov. 17 at Indiana (97-89, Pacers)
Lin 16/Bogdanovic 22
Dec. 26 at Atlanta (129-121, Pacers)
Bazemore 32/Young 21
Dec. 31 at Indiana (116-108, Pacers)
Two w/22/Oladipo 22
Apr. 10 at Atlanta (135-134, Pacers)
Two w/23/Leaf 28

SERIES FACTS

Current Streak: Indiana, five wins
Current Home Streak: Lost 2
Current Road Streak: Lost 5
Last Home Win: 2/28/18, 107-102
Last Road Win: 11/23/16, 96-85
Last Home Loss: 4/10/19, 135-134
Last Road Loss: 12/31/18, 116-108
Biggest Win: 31 (1/28/86), 123-92
Biggest Loss: 27 (2/21/90), 123-96
27 (12/29/99), 116-89

ATLANTA ALL-TIME RECORD vs. INDIANA

Season	Home	Road	Neutral	Total
76-77	0-2	0-2	0-0	0-4
77-78	2-0	1-1	0-0	3-1
78-79	1-1	0-2	0-0	1-3
79-80	3-0	1-2	0-0	4-2
80-81	0-3	1-2	0-0	1-5
81-82	3-0	1-2	0-0	4-2
82-83	3-0	3-0	0-0	6-0
83-84	3-0	1-2	0-0	4-2
84-85	2-0	3-0	1-0	6-0
85-86	3-0	2-1	0-0	5-1
86-87	1-2	2-1	0-0	3-3
87-88	2-1	2-1	0-0	4-2
88-89	3-0	2-1	0-0	5-1
89-90	1-1	1-2	0-0	2-3
90-91	3-0	1-1	0-0	4-1
91-92	1-1	0-3	0-0	1-4
92-93	2-0	0-2	0-0	2-2
93-94	2-1	1-1	0-0	3-2
94-95	1-1	0-3	0-0	1-4
95-96	1-1	0-2	0-0	1-3
96-97	2-0	1-1	0-0	3-1
97-98	0-2	1-1	0-0	1-3
98-99	1-1	2-0	0-0	3-1
99-00	0-2	1-1	0-0	1-3
00-01	2-0	0-2	0-0	2-2
01-02	1-1	0-2	0-0	1-3
02-03	2-0	0-2	0-0	2-2
03-04	0-2	0-2	0-0	0-4
04-05	0-2	0-1	0-0	0-3
05-06	2-0	2-0	0-0	4-0
06-07	1-1	0-2	0-0	1-3
07-08	1-0	0-2	0-0	1-2
08-09	2-0	1-1	0-0	3-1
09-10	2-0	1-0	0-0	3-0
10-11	2-0	1-1	0-0	3-1
11-12	1-0	1-1	0-0	2-1
12-13	2-0	0-2	0-0	2-2
13-14	1-1	1-1	0-0	2-2
14-15	2-0	1-0	0-0	3-0
15-16	2-0	0-2	0-0	2-2
16-17	0-1	1-1	0-0	1-2
17-18	1-1	0-2	0-0	1-3
18-19	0-2	0-2	0-0	0-4
TOTALS	64-30	36-60	1-0	101-90

LOS ANGELES CLIPPERS

LA Clippers Training Center
6951 South Centinela Blvd.
Playa Vista, CA 90094
(310) 862-6000

SCHEDULE (All Times Eastern)

at LA Clippers	Sat., Nov. 16	10:30
LA CLIPPERS	Wed., Jan. 22	7:30

2018-19 RESULTS

Series tied, 1-1
(High Scorer, ATL/LAC)
Nov. 19 at Atlanta (127-119, Clippers)
Young 25/Harrell 25
Jan. 28 at Los Angeles (123-118, Hawks)
Young 26/Harris 30

SERIES FACTS

Current Streak: Los Angeles, one win
Current Home Streak: Lost 4
Current Road Streak: Won 1
Last Home Win: 12/23/14, 107-104
Last Road Win: 1/28/19, 123-118
Last Home Loss: 11/19/18, 127-119
Last Road Loss: 1/8/18, 108-107
Biggest Win: 37 (1/3/88), 121-84
Biggest Loss: 24 (2/7/09), 121-97

ATLANTA ALL-TIME RECORD vs. LOS ANGELES CLIPPERS

Season	Home	Road	Neutral	Total
70-71	2-0	1-1	0-0	3-1
71-72	2-1	2-1	0-0	4-2
72-73	2-1	3-0	0-0	5-1
73-74	2-1	0-2	0-1	2-4
74-75	0-2	1-1	0-0	1-3
75-76	2-1	0-2	0-0	2-3
76-77	2-0	2-0	0-0	4-0
77-78	2-0	1-1	0-0	3-1
78-79	2-0	1-1	0-0	3-1
79-80	1-0	0-1	0-0	1-1
80-81	1-0	0-1	0-0	1-1
81-82	0-1	1-0	0-0	1-1
82-83	1-0	0-1	0-0	1-1
83-84	1-0	0-1	0-0	1-1
84-85	1-0	1-0	0-0	2-0
85-86	1-0	1-0	0-0	2-0
86-87	1-0	1-0	0-0	2-0
87-88	1-0	1-0	0-0	2-0
88-89	1-0	1-0	0-0	2-0
89-90	0-1	1-0	0-0	1-1
90-91	1-0	1-0	0-0	2-0
91-92	1-0	0-1	0-0	1-1
92-93	1-0	0-1	0-0	1-1
93-94	0-1	1-0	0-0	1-1
94-95	1-0	1-0	0-0	2-0
95-96	1-0	1-0	0-0	2-0
96-97	1-0	1-0	0-0	2-0
97-98	1-0	1-0	0-0	2-0
98-99	0-0	1-0	0-0	1-0
99-00	1-0	0-1	0-0	1-1
00-01	1-0	0-1	0-0	1-1
01-02	1-0	0-1	0-0	1-1
02-03	1-0	1-0	0-0	2-0
03-04	0-1	0-1	0-0	0-2
04-05	0-1	0-1	0-0	0-2
05-06	0-1	0-1	0-0	0-2
06-07	1-0	1-0	0-0	2-0
07-08	1-0	0-1	0-0	1-1
08-09	0-1	1-0	0-0	1-1
09-10	1-0	1-0	0-0	2-0
10-11	1-0	1-0	0-0	2-0
11-12	1-0	0-1	0-0	1-1
12-13	1-0	0-1	0-0	1-1
13-14	1-0	0-1	0-0	1-1
14-15	1-0	1-0	0-0	2-0
15-16	0-1	1-0	0-0	1-1
16-17	0-1	0-1	0-0	0-2
17-18	0-1	0-1	0-0	0-2
18-19	0-1	1-0	0-0	1-1
TOTALS	44-17	33-27	0-1	77-45

LOS ANGELES LAKERS

555 N. Nash St.
El Segundo, CA 90245
(310) 426-6000

SCHEDULE (All Times Eastern)

at LA Lakers	Sun., Nov. 17	9:30
LA LAKERS	Sun., Dec. 15	6:00

2018-19 RESULTS

Series tied, 1-1
(High Scorer, ATL/LAL)
Nov. 11 at Los Angeles (107-106, Lakers)
Prince 23/James 26
Feb. 12 at Atlanta (117-113, Hawks)
Two w/22/James/ 28

SERIES FACTS

Current Streak: Atlanta, one win
Current Home Streak: Won 1
Current Road Streak: Lost 3
Last Home Win: 2/12/19, 117-113
Last Road Win: 3/4/16, 106-77
Last Home Loss: 2/26/18, 123-104
Last Road Loss: 11/11/18, 107-106
Biggest Win: 29 (3/4/16), 106-77
Biggest Loss: 46 (1/9/04), 113-67

ATLANTA ALL-TIME RECORD vs. LOS ANGELES LAKERS

Season	Home	Road	Neutral	Total
50-51***				0-11
51-55**				12-30
55-68*				79-68
68-69	2-2	1-2	0-0	3-4
69-70	2-1	2-2	0-0	4-3
70-71	1-1	2-1	0-0	3-2
71-72	0-3	0-2	0-0	0-5
72-73	1-1	2-0	0-0	3-1
73-74	2-0	2-0	0-0	4-0
74-75	2-0	0-2	0-0	2-2
75-76	1-1	0-2	0-0	1-3
76-77	1-1	1-1	0-0	2-2
77-78	2-0	1-1	0-0	3-1
78-79	1-1	0-2	0-0	1-3
79-80	1-0	0-1	0-0	1-1
80-81	0-1	0-1	0-0	0-2
81-82	0-1	0-1	0-0	0-2
82-83	0-1	0-1	0-0	0-2
83-84	0-1	0-1	0-0	0-2
84-85	0-1	0-1	0-0	0-2
85-86	1-0	0-1	0-0	1-1
86-87	0-1	1-0	0-0	1-1
87-88	0-1	0-1	0-0	0-2
88-89	0-1	1-0	0-0	1-1
89-90	0-1	0-1	0-0	0-2
90-91	0-1	0-1	0-0	0-2
91-92	0-1	0-1	0-0	0-2
92-93	1-0	0-1	0-0	1-1
93-94	1-0	0-1	0-0	1-1
94-95	0-1	0-1	0-0	0-2
95-96	0-1	0-1	0-0	0-2
96-97	1-0	0-1	0-0	1-1
97-98	0-1	0-1	0-0	0-2
99-00	0-1	0-1	0-0	0-2
00-01	1-0	0-1	0-0	1-1
01-02	0-1	1-0	0-0	1-1
02-03	0-1	1-0	0-0	1-1
03-04	1-0	0-1	0-0	1-1
04-05	1-0	0-1	0-0	1-1
05-06	0-1	1-0	0-0	1-1
06-07	0-1	0-1	0-0	0-2
07-08	1-0	0-1	0-0	1-1
08-09	1-0	0-1	0-0	1-1
09-10	1-0	0-1	0-0	1-1
10-11	0-1	0-1	0-0	0-2
11-12	0-0	0-1	0-0	0-1
12-13	1-0	0-1	0-0	1-1
13-14	1-0	0-1	0-0	1-1
14-15	0-1	1-0	0-0	1-1
15-16	1-0	1-0	0-0	2-0
16-17	0-1	0-1	0-0	0-2
17-18	0-1	0-1	0-0	0-2
18-19	1-0	0-1	0-0	1-1
TOTALS				140-189
ATL TOTALS	31-33	18-47	0-0	49-80

***1950-51 signifies Tri-Cities Blackhawks years.
**1951-55 signifies Milwaukee Hawks years.
*1955-68 signifies St. Louis Hawks years.

MEMPHIS GRIZZLIES

191 Beale St.
Memphis, TN 38103
(901) 205-1234

SCHEDULE (All Times Eastern)

MEMPHIS	Mon., Mar. 2	7:30
at Memphis	Sat., Mar. 7	8:00

2018-19 RESULTS

Series tied, 1-1
(High Scorer, ATL/MEM)
Oct. 19 at Memphis (131-117, Grizzlies)
Prince 28/Temple 30
Mar. 13 at Atlanta (132-111, Hawks)
Collins 27/Miles 33

SERIES FACTS

Current Streak: Atlanta, one win
Current Home Streak: Won 2
Current Road Streak: Lost 2
Last Home Win: 3/13/19, 132-111
Last Road Win: 3/11/17, 107-90
Last Home Loss: 3/16/17, 103-91
Last Road Loss: 10/19/18, 131-117
Biggest Win: 26 (2/6/18), 108-82
Biggest Loss: 32 (3/16/03), 124-92

ATLANTA ALL-TIME RECORD vs. MEMPHIS

Season	Home	Road	Neutral	Total
95-96	1-0	1-0	0-0	2-0
96-97	1-0	1-0	0-0	2-0
97-98	1-0	1-0	0-0	2-0
98-99	1-0	0-0	0-0	1-0
99-00	1-0	0-1	0-0	1-1
00-01	1-0	0-1	0-0	1-1
01-02	1-0	1-0	0-0	2-0
02-03	1-0	0-1	0-0	1-1
03-04	0-1	0-1	0-0	0-2
04-05	0-1	0-1	0-0	0-2
05-06	0-1	0-1	0-0	0-2
06-07	1-0	1-0	0-0	2-0
07-08	1-0	1-0	0-0	2-0
08-09	1-0	0-1	0-0	1-1
09-10	1-0	1-0	0-0	2-0
10-11	1-0	1-0	0-0	2-0
11-12	0-1	0-0	0-0	0-1
12-13	1-0	1-0	0-0	2-0
13-14	0-1	0-1	0-0	0-2
14-15	1-0	0-1	0-0	1-1
15-16	1-0	1-0	0-0	2-0
16-17	0-1	1-0	0-0	1-1
17-18	1-0	0-1	0-0	1-1
18-19	1-0	0-1	0-0	1-1
TOTALS	18-6	11-11	0-0	29-17

MIAMI HEAT

601 Biscayne Blvd.
Miami, FL 33132
(786) 777-HEAT

SCHEDULE (All Times Eastern)

at Miami	Tue., Oct. 29	7:30
MIAMI	Thu., Oct. 31	7:00
at Miami	Tue., Dec. 10	8:00
MIAMI	Thu., Feb. 20	7:30

2018-19 RESULTS

Atlanta, 3-1
(High Scorer, ATL/MIA)
Nov. 3 at Atlanta (123-118, Hawks)
Young 24/Richardson 32
Nov. 27 at Miami (115-113, Hawks)
Prince 18/Richardson 22
Jan. 6 at Atlanta (106-82, Hawks)
Young 29/Jones Jr. 14
Mar. 4 at Miami (114-113, Heat)
Carter 21/Wade 23

SERIES FACTS

Current Streak: Miami, one win
Current Home Streak: Won 2
Current Road Streak: Lost 1
Last Home Win: 1/6/19, 106-82
Last Road Win: 11/27/18, 115-113
Last Home Loss: 4/4/18, 115-86
Last Road Loss: 3/4/19, 114-113
Biggest Win: 33 (3/11/89), 111-78
Biggest Loss: 34 (1/1/03), 107-73

ATLANTA ALL-TIME RECORD vs. MIAMI

Season	Home	Road	Neutral	Total
88-89	1-0	0-1	0-0	1-1
89-90	2-0	2-0	0-0	4-0
90-91	2-0	2-0	0-0	4-0
91-92	2-0	0-2	0-0	2-2
92-93	2-0	1-1	0-0	3-1
93-94	2-0	1-1	0-0	3-1
94-95	1-1	1-1	0-0	2-2
95-96	1-1	1-1	0-0	2-2
96-97	1-0	0-2	0-0	1-2
97-98	1-1	0-2	0-0	1-3
98-99	0-1	0-2	0-0	0-3
99-00	2-0	0-2	0-0	2-2
00-01	0-2	0-1	0-0	0-3
01-02	2-0	1-1	0-0	3-1
02-03	1-1	0-2	0-0	1-3
03-04	1-1	0-2	0-0	1-3
04-05	0-2	0-2	0-0	0-4
05-06	1-1	0-2	0-0	1-3
06-07	0-2	0-2	0-0	0-4
07-08	2-0	1-1	0-0	3-1
08-09	2-0	1-1	0-0	3-1
09-10	1-1	0-2	0-0	1-3
10-11	0-2	1-1	0-0	1-3
11-12	0-2	1-1	0-0	1-3
12-13	0-2	0-2	0-0	0-4
13-14	2-0	0-2	0-0	2-2
14-15	2-0	2-0	0-0	4-0
15-16	0-2	1-1	0-0	1-3
16-17	1-1	1-1	0-0	2-2
17-18	1-1	0-2	0-0	1-3
18-19	2-0	1-1	0-0	3-1
TOTALS	35-24	18-42	0-0	53-66

MILWAUKEE BUCKS

1001 N. Fourth St.
Milwaukee, WI 53203
(414) 227-0500

SCHEDULE (All Times Eastern)

MILW.	Wed., Nov. 20	7:30
at Milw.	Wed., Nov. 27	8:00
MILW.	Fri., Dec. 27	7:30
at Milw.	Sun., Apr. 12	7:00

2018-19 RESULTS

Milwaukee, 3-1
(High Scorer, ATL/MIL)
Jan. 4 at Milwaukee (144-112, Bucks)
Bembry 19/Two w/19
Jan. 13 at Atlanta (133-114, Bucks)
Young 26/Antetokounmpo 33
Mar. 31 at Atlanta (136-135, OT, Hawks)
Anderson 24/Brown 27
Apr. 7 at Milwaukee (115-107, Bucks)
Len 33/Antetokounmpo 30

SERIES FACTS

Current Streak: Milwaukee, one win
Current Home Streak: Won 1
Current Road Streak: Lost 5
Last Home Win: 3/31/19, 136-135, OT
Last Road Win: 12/9/16, 114-110
Last Home Loss: 1/13/19, 133-114
Last Road Loss: 4/7/19, 115-107
Biggest Win: 39 (1/15/87), 130-91
Biggest Loss: 36 (2/14/71), 124-88

ATLANTA ALL-TIME RECORD vs. MILWAUKEE

Season	Home	Road	Neutral	Total
68-69	3-0	1-1	0-1	4-2
69-70	1-2	2-0	0-1	3-3
70-71	0-3	1-1	0-0	1-4
71-72	1-1	1-2	0-0	2-3
72-73	1-1	0-2	0-0	1-3
73-74	0-2	0-1	1-0	1-3
74-75	1-1	1-1	0-0	2-2
75-76	1-1	1-1	0-0	2-2
76-77	2-0	0-2	0-0	2-2
77-78	1-1	1-1	0-0	2-2
78-79	2-0	1-0	0-0	3-0
79-80	1-0	0-1	0-0	1-1
80-81	1-2	0-3	0-0	1-5
81-82	2-1	1-2	0-0	3-3
82-83	1-2	0-2	0-0	1-4
83-84	2-1	1-2	0-0	3-3
84-85	1-2	1-2	0-0	2-4
85-86	3-0	0-3	0-0	3-3
86-87	3-0	0-3	0-0	3-3
87-88	2-1	1-2	0-0	3-3
88-89	3-0	3-0	0-0	6-0
89-90	3-0	0-2	0-0	2-2
90-91	1-1	1-2	0-0	2-3
91-92	2-0	1-1	0-0	3-1
92-93	1-2	2-0	0-0	3-2
93-94	2-0	3-0	0-0	5-0
94-95	1-1	0-2	0-0	1-3
95-96	2-0	0-2	0-0	2-2
96-97	2-0	2-0	0-0	4-0
97-98	2-0	1-1	0-0	3-1
98-99	1-1	0-1	0-0	1-2
99-00	0-2	0-2	0-0	0-4
00-01	1-1	0-2	0-0	1-3
01-02	1-1	0-2	0-0	1-3
02-03	2-0	0-2	0-0	2-2
03-04	1-1	1-1	0-0	2-2
04-05	1-0	0-2	0-0	1-2
05-06	0-2	1-1	0-0	1-3
06-07	1-1	0-1	0-0	1-2
07-08	2-0	0-2	0-0	2-2
08-09	2-0	1-1	0-0	3-1
09-10	1-0	1-1	0-0	2-1
10-11	1-1	1-1	0-0	2-2
11-12	1-0	1-1	0-0	2-1
12-13	2-0	2-0	0-0	4-0
13-14	1-0	2-0	0-0	3-0
14-15	1-1	2-0	0-0	3-1
15-16	1-1	0-1	0-0	1-2
16-17	2-0	1-1	0-0	3-1
17-18	0-1	0-2	0-0	0-3
18-19	1-1	0-2	0-0	1-3
TOTALS	71-39	39-68	1-2	111-109

MINNESOTA TIMBERWOLVES

600 First Ave. North
Minneapolis, MN 55403
(612) 673-1600

SCHEDULE (All Times Eastern)

MINNESOTA	Mon., Nov. 25	7:30
at Minnesota	Wed., Feb. 5	8:00

2018-19 RESULTS

Atlanta, 2-0
(High Scorer, ATL/MIN)
Dec. 28 at Minnesota (123-120, OT, Hawks)
Bazemore 23/Towns 31
Feb. 27 at Atlanta (131-123, OT, Hawks)
Young 36/Towns 37

SERIES FACTS

Current Streak: Atlanta, two wins
Current Home Streak: Won 2
Current Road Streak: Won 1
Last Home Win: 2/27/19, 131-123, OT
Last Road Win: 12/28/18, 123-120, OT
Last Home Loss: 12/21/16, 92-84
Last Road Loss: 3/28/18, 126-114
Biggest Win: 25 (12/22/09), 112-87
Biggest Loss: 24 (3/26/14), 107-83

ATLANTA ALL-TIME RECORD vs. MINNESOTA

Season	Home	Road	Neutral	Total
89-90	1-0	0-1	0-0	1-1
90-91	1-0	0-1	0-0	1-1
91-92	1-0	1-0	0-0	2-0
92-93	1-0	1-0	0-0	2-0
93-94	1-0	1-0	0-0	2-0
94-95	1-0	1-0	0-0	2-0
95-96	0-1	1-0	0-0	1-1
96-97	1-0	1-0	0-0	2-0
97-98	0-1	0-1	0-0	0-2
99-00	1-0	0-1	0-0	1-1
00-01	0-1	0-1	0-0	0-2
01-02	0-1	0-1	0-0	0-2
02-03	0-1	0-1	0-0	0-2
03-04	1-0	0-1	0-0	1-1
04-05	1-0	0-1	0-0	1-1
05-06	1-0	0-1	0-0	1-1
06-07	1-0	1-0	0-0	2-0
07-08	1-0	1-0	0-0	2-0
08-09	1-0	1-0	0-0	2-0
09-10	1-0	1-0	0-0	2-0
10-11	1-0	1-0	0-0	2-0
11-12	1-0	0-0	0-0	1-0
12-13	1-0	0-1	0-0	1-1
13-14	1-0	0-1	0-0	1-1
14-15	1-0	1-0	0-0	2-0
15-16	0-1	0-1	0-0	0-2
16-17	0-1	0-1	0-0	0-2
17-18	1-0	0-1	0-0	1-1
18-19	1-0	1-0	0-0	2-0
TOTALS	22-7	13-15	0-0	35-22

NEW ORLEANS PELICANS

1250 Poydras, 19th Floor
New Orleans, LA 70113
(504) 593-4700

SCHEDULE (All Times Eastern)

at New Orleans	Mon., Mar. 16	8:00
NEW ORLEANS	Tue., Mar. 31	7:30

2018-19 RESULTS

Atlanta, 2-0
(High Scorer, ATL/NOP)
Mar. 10 at Atlanta (128-116, Hawks)
Huerter 27/Two w/23
Mar. 26 at New Orleans (130-120, Hawks)
Young 33/Randle 24

SERIES FACTS

Current Streak: Atlanta, three wins
Current Home Streak: Won 2
Current Road Streak: Won 1
Last Home Win: 3/10/19, 128-116
Last Road Win: 3/26/19, 130-120
Last Home Loss: 11/22/16, 112-94
Last Road Loss: 11/13/17, 106-105
Biggest Win: 23 (11/14/09), 121-98
Biggest Loss: 41 (1/21/11), 100-59

ATLANTA ALL-TIME RECORD vs. NEW ORLEANS

Season	Home	Road	Neutral	Total
02-03	2-0	0-2	0-0	2-2
03-04	2-0	0-2	0-0	2-2
04-05	0-1	1-0	0-0	1-1
05-06	1-0	0-1	0-0	1-1
06-07	0-1	0-1	0-0	0-2
07-08	0-1	0-1	0-0	0-2
08-09	1-0	1-0	0-0	2-0
09-10	1-0	0-1	0-0	1-1
10-11	0-1	0-1	0-0	0-2
11-12	0-0	1-0	0-0	1-0
12-13	0-1	1-0	0-0	1-1
13-14	0-1	0-1	0-0	0-2
14-15	1-0	0-1	0-0	1-1
15-16	1-0	1-0	0-0	2-0
16-17	0-1	1-0	0-0	1-1
17-18	1-0	0-1	0-0	1-1
18-19	1-0	1-0	0-0	2-0
TOTALS	11-7	7-12	0-0	18-19

NEW YORK KNICKERBOCKERS

Two Pennsylvania Plaza
New York, NY 10121
(212) 465-6471

SCHEDULE (All Times Eastern)

at New York	Tue., Dec. 17	7:30
NEW YORK	Sun., Feb. 9	6:00
NEW YORK	Wed., Mar. 11	7:30

2018-19 RESULTS

New York, 3-1
(High Scorer, ATL/NYK)
Oct. 17 at New York (126-107, Knicks)
Prince 21/Hardaway Jr. 31
Nov. 7 at Atlanta (112-107, Knicks)
Spellman 18/Hardaway Jr. 34
Dec. 21 at New York (114-107, Hawks)
Bazemore 22/Mudiay 32
Feb. 14 at Atlanta (106-91, Knicks)
Dedmon 21/Smith Jr. 19

SERIES FACTS

Current Streak: New York, one win
Current Home Streak: Lost 2
Current Road Streak: Won 1
Last Home Win: 11/24/17, 116-104
Last Road Win: 12/21/18, 114-107
Last Home Loss: 2/14/19, 106-91
Last Road Loss: 10/17/18, 126-107
Biggest Win: 37 (4/3/87), 126-89
Biggest Loss: 36 (1/3/81), 131-95
36 (4/13/01), 101-65

ATLANTA ALL-TIME RECORD vs. NEW YORK

Season	Home	Road	Neutral	Total
49-51***				3-5
51-55**				9-20
55-68*	38-13	24-23	12-6	74-42
68-69	2-1	0-3	0-0	2-4
69-70	2-1	2-1	0-0	4-2
70-71	1-2	2-1	0-0	3-3
71-72	2-0	1-1	0-0	3-1
72-73	2-1	1-2	0-0	3-3
73-74	1-2	0-3	0-0	1-5
74-75	0-2	0-2	0-0	0-4
75-76	2-0	1-2	0-0	3-2
76-77	1-1	0-2	0-0	1-3
77-78	1-1	1-1	0-0	2-2
78-79	2-0	0-2	0-0	2-2
79-80	3-0	1-2	0-0	4-2
80-81	1-2	1-2	0-0	2-4
81-82	3-0	2-1	0-0	5-1
82-83	1-1	2-1	0-0	3-2
83-84	3-0	1-1	0-0	4-1
84-85	2-1	1-2	0-0	3-3
85-86	3-0	2-1	0-0	5-1
86-87	3-0	2-1	0-0	5-1
87-88	2-1	1-2	0-0	3-3
88-89	1-1	1-1	0-0	2-2
89-90	0-2	1-1	0-0	1-3
90-91	2-0	1-1	0-0	3-1
91-92	1-1	1-1	0-0	2-2
92-93	1-1	1-1	0-0	2-2
93-94	1-1	1-1	0-0	2-2
94-95	2-0	0-2	0-0	2-2
95-96	0-1	2-0	0-0	2-1
96-97	1-1	0-2	0-0	1-3
97-98	1-1	1-1	0-0	2-2
98-99	1-1	1-0	0-0	2-1
99-00	2-0	0-1	0-0	2-1
00-01	2-0	0-2	0-0	2-2
01-02	1-1	0-2	0-0	1-3
02-03	1-1	0-2	0-0	1-3
03-04	0-1	0-2	0-0	0-3
04-05	0-2	1-1	0-0	1-3
05-06	2-0	0-2	0-0	2-2
06-07	1-1	0-1	0-0	1-2
07-08	2-0	2-0	0-0	4-0
08-09	1-0	0-2	0-0	1-2
09-10	1-1	0-2	0-0	1-3
10-11	1-1	1-1	0-0	2-2
11-12	1-1	0-1	0-0	1-2
12-13	0-1	0-2	0-0	0-3
13-14	1-1	1-1	0-0	2-2
14-15	1-0	1-1	0-0	2-1
15-16	1-1	1-1	0-0	2-2
16-17	2-0	1-1	0-0	3-1
17-18	1-0	1-1	0-0	2-1
18-19	0-2	1-1	0-0	1-3
TOTALS	107-53	65-94	12-6	196-178
ATL TOTALS	68-39	41-69	0-0	109-108

***1949-51 signifies Tri-Cities Blackhawks years.
**1951-55 signifies Milwaukee Hawks years.
*1955-68 signifies St. Louis Hawks years.

OKLAHOMA CITY THUNDER

211 N. Robinson, Suite 300
Oklahoma City, OK 73102
(405) 208-4800

SCHEDULE (All Times Eastern)

at OKC	Fri., Jan. 24	8:00
OKC	Wed., Mar. 18	7:30

2018-19 RESULTS

Series tied, 1-1
(High Scorer, ATL/OKC)
Nov. 30 at Oklahoma City (124-109, Thunder)
Two w/19/Westbrook 23
Jan. 15 at Atlanta (142-126, Hawks)
Collins 26/Westbrook 31

SERIES FACTS

Current Streak: Atlanta, one win
Current Home Streak: Won 1
Current Road Streak: Lost 2
Last Home Win: 1/15/19, 142-126
Last Road Win: 12/19/16, 110-108
Last Home Loss: 3/13/18, 119-107
Last Road Loss: 11/30/18, 124-109
Biggest Win: 38 (3/15/72), 134-96
Biggest Loss: 24 (4/3/93), 129-105

ATLANTA ALL-TIME RECORD vs. OKLAHOMA CITY

Season	Home	Road	Neutral	Total
67-68*	4-0	3-0	1-0	8-0
68-69	2-1	2-1	0-0	4-2
69-70	4-0	1-2	0-0	5-2
70-71	1-1	2-1	0-0	3-2
71-72	1-2	0-2	0-0	1-4
72-73	2-0	1-1	0-0	3-1
73-74	2-0	2-0	0-0	4-0
74-75	2-0	1-1	0-0	3-1
75-76	1-1	0-2	0-0	1-3
76-77	0-1	1-1	0-0	1-2
77-78	2-0	0-1	0-0	2-1
78-79	1-1	0-2	0-0	1-3
79-80	0-1	0-1	0-0	0-2
80-81	1-0	0-1	0-0	1-1
81-82	0-1	1-0	0-0	1-1
82-83	1-0	0-1	0-0	1-1
83-84	1-0	0-1	0-0	1-1
84-85	1-0	0-1	0-0	1-1
85-86	1-0	0-1	0-0	1-1
86-87	1-0	1-0	0-0	2-0
87-88	1-0	1-0	0-0	2-0
88-89	1-0	0-1	0-0	1-1
89-90	1-0	0-1	0-0	1-1
90-91	1-0	0-1	0-0	1-1
91-92	0-1	1-0	0-0	1-1
92-93	1-0	0-1	0-0	1-1
93-94	1-0	0-1	0-0	1-1
94-95	0-1	0-1	0-0	0-2
95-96	0-1	0-1	0-0	0-2
96-97	0-1	1-0	0-0	1-1
97-98	1-0	0-1	0-0	1-1
99-00	0-1	1-0	0-0	1-1
00-01	0-1	1-0	0-0	1-1
01-02	0-1	0-1	0-0	0-2
02-03	1-0	0-1	0-0	1-1
03-04	0-1	1-0	0-0	1-1
04-05	0-1	0-1	0-0	0-2
05-06	0-1	0-1	0-0	0-2
06-07	0-1	0-1	0-0	0-2
07-08	0-1	1-0	0-0	1-1
08-09	1-0	1-0	0-0	2-0
09-10	0-1	0-1	0-0	0-2
10-11	0-1	0-1	0-0	0-2
11-12	1-0	0-0	0-0	1-0
12-13	0-1	1-0	0-0	1-1
13-14	0-1	0-1	0-0	0-2
14-15	1-0	0-1	0-0	1-1
15-16	1-0	0-1	0-0	1-1
16-17	0-1	1-0	0-0	1-1
17-18	0-1	0-1	0-0	0-2
18-19	1-0	0-1	0-0	1-1
TOTALS	41-27	25-40	1-0	67-67
ATL TOTALS	36-27	22-40	0-0	58-67

* 1967-68 signifies St. Louis Hawks years.

ORLANDO MAGIC

8701 Maitland Summit Blvd.
Orlando, FL 32810
(407) 916-2400

SCHEDULE (All Times Eastern)

ORLANDO	Sat., Oct. 26	7:30
at Orlando	Mon., Dec. 30	7:00
at Orlando	Mon., Feb. 10	7:00
ORLANDO	Wed., Feb. 26	7:30

2018-19 RESULTS

Orlando, 4-0
(High Scorer, ATL/ORL)
Jan. 21 at Atlanta (122-103, Magic)
Dedmon 24/Two w/29
Feb. 10 at Atlanta (124-108, Magic)
Len 16/Vucevic 19
Mar. 17 at Orlando (101-91, Magic)
Young 20/Vucevic 27
Apr. 5 at Orlando (149-113, Magic)
Young 22/Three w/25

SERIES FACTS

Current Streak: Atlanta, four wins
Current Home Streak: Lost 2
Current Road Streak: Lost 5
Last Home Win: 4/1/18, 94-88
Last Road Win: 1/4/17, 111-92
Last Home Loss: 2/10/19, 124-108
Last Road Loss: 4/5/19, 149-113
Biggest Win: 39 (11/11/89), 148-109
Biggest Loss: 41 (12/19/92), 125-84

ATLANTA ALL-TIME RECORD vs. ORLANDO

Season	Home	Road	Neutral	Total
89-90	2-0	3-0	0-0	5-0
90-91	1-0	0-1	0-0	1-1
91-92	1-1	1-1	0-0	2-2
92-93	1-1	0-2	0-0	1-3
93-94	2-0	1-1	0-0	3-1
94-95	1-1	0-2	0-0	1-3
95-96	2-0	0-2	0-0	2-2
96-97	2-0	1-1	0-0	3-1
97-98	1-1	1-1	0-0	2-2
98-99	1-1	1-1	0-0	2-2
99-00	0-1	0-2	0-0	0-3
00-01	1-1	0-2	0-0	1-3
01-02	1-1	0-2	0-0	1-3
02-03	2-0	0-1	0-0	2-1
03-04	0-2	1-1	0-0	1-3
04-05	1-1	0-2	0-0	1-3
05-06	2-0	0-2	0-0	2-2
06-07	2-0	1-1	0-0	3-1
07-08	1-1	1-1	0-0	2-2
08-09	0-2	1-1	0-0	1-3
09-10	1-1	0-2	0-0	1-3
10-11	2-0	1-1	0-0	3-1
11-12	1-0	2-0	0-0	3-0
12-13	2-0	2-0	0-0	4-0
13-14	1-1	1-1	0-0	2-2
14-15	2-0	1-1	0-0	3-1
15-16	1-1	1-1	0-0	2-2
16-17	1-1	1-1	0-0	2-2
17-18	2-0	0-2	0-0	2-2
18-19	0-2	0-2	0-0	0-4
TOTALS	37-20	21-38	0-0	58-58

PHILADELPHIA 76ERS

3601 S. Broad St.
Philadelphia, PA 19148
(215) 339-7600

SCHEDULE (All Times Eastern)

PHILADELPHIA	Mon., Oct. 28	7:30
PHILADELPHIA	Thu., Jan. 30	7:30
at Philadelphia	Mon., Feb. 24	7:00
at Philadelphia	Sat., Mar. 21	7:00

2018-19 RESULTS

Atlanta, 3-1
(High Scorer, ATL/PHI)
Oct. 29 at Philadelphia (113-92, 76ers)
Bazemore 18/Simmons 21
Jan. 11 at Philadelphia (123-121, Hawks)
Huerter 29/Butler 30
Mar. 23 at Atlanta (129-127, Hawks)
Young 32/Embiid 27
Apr. 3 at Atlanta (130-122, Hawks)
Young 33/Redick 30

SERIES FACTS

Current Streak: Atlanta, three wins
Current Home Streak: Won 2
Current Road Streak: Won 1
Last Home Win: 4/3/19, 130-122
Last Road Win: 1/11/19, 123-121
Last Home Loss: 4/10/18, 121-113
Last Road Loss: 10/29/18, 113-92
Biggest Win: 42 (4/5/89), 135-93
Biggest Loss: 47 (12/8/82), 132-85

ATLANTA ALL-TIME RECORD vs. PHILADELPHIA

Season	Home	Road	Neutral	Total
55-68*	34-15	12-30	11-15	57-60
68-69	1-2	0-3	0-0	1-5
69-70	2-1	1-2	0-0	3-3
70-71	3-0	1-2	0-0	4-2
71-72	2-1	1-1	0-1	3-3
72-73	3-0	2-0	1-0	6-0
73-74	2-1	1-1	0-1	3-3
74-75	2-0	0-2	0-0	2-2
75-76	2-1	0-2	0-0	2-3
76-77	1-1	0-2	0-0	1-3
77-78	1-1	1-1	0-0	2-2
78-79	2-0	0-2	0-0	2-2
79-80	2-1	2-1	0-0	4-2
80-81	1-2	0-3	0-0	1-5
81-82	1-2	2-1	0-0	3-3
82-83	2-1	0-3	0-0	2-4
83-84	3-0	2-1	0-0	5-1
84-85	0-2	0-3	0-0	0-5
85-86	3-0	1-1	0-0	4-1
86-87	2-1	1-2	0-0	3-3
87-88	3-0	3-0	0-0	6-0
88-89	2-0	0-2	0-0	2-2
89-90	1-1	1-1	0-0	2-2
90-91	0-2	0-2	0-0	0-4
91-92	1-1	1-1	0-0	2-2
92-93	1-1	2-0	0-0	3-1
93-94	2-0	2-0	0-0	4-0
94-95	1-1	2-0	0-0	3-1
95-96	1-1	1-0	0-0	2-1
96-97	2-0	2-0	0-0	4-0
97-98	2-0	1-1	0-0	3-1
98-99	1-0	1-1	0-0	2-1
99-00	0-2	0-2	0-0	0-4
00-01	0-1	0-2	0-0	0-3
01-02	1-1	0-2	0-0	1-3
02-03	1-1	2-0	0-0	3-1
03-04	1-1	0-1	0-0	1-2
04-05	1-1	0-2	0-0	1-3
05-06	1-0	0-2	0-0	1-2
06-07	1-1	0-2	0-0	1-3
07-08	1-1	2-0	0-0	3-1
08-09	1-1	0-1	0-0	1-2
09-10	1-0	1-1	0-0	2-1
10-11	1-1	1-1	0-0	2-2
11-12	0-1	0-2	0-0	0-3
12-13	1-1	1-1	0-0	2-2
13-14	2-0	1-0	0-0	3-0
14-15	2-0	1-1	0-0	3-1
15-16	1-0	2-0	0-0	3-0
16-17	2-0	2-0	0-0	4-0
17-18	0-2	0-1	0-0	0-3
18-19	2-0	1-1	0-0	3-1
TOTALS	106-54	57-93	12-17	175-164
ATL TOTALS	69-38	42-60	1-2	112-100

* 1955-68 signifies St. Louis Hawks years.

PHOENIX SUNS

201 E. Jefferson St.
Phoenix, AZ 85004
(602) 379-7900

SCHEDULE (All Times Eastern)

at Phoenix	Thu., Nov. 14	9:00
PHOENIX	Tue., Jan. 14	7:30

2018-19 RESULTS

Atlanta, 2-0
(High Scorer, ATL/PHO)
Feb. 2 at Phoenix (118-112, Hawks)
Collins 35/Booker 32
Feb. 23 at Atlanta (120-112, Hawks)
Two w/23/Johnson 29

SERIES FACTS

Current Streak: Atlanta, three wins
Current Home Streak: Won 5
Current Road Streak: Won 1
Last Home Win: 2/23/19, 120-112
Last Road Win: 2/2/19, 118-112
Last Home Loss: 3/24/14, 102-95
Last Road Loss: 1/2/18, 104-103
Biggest Win: 41 (3/10/71), 139-98
Biggest Loss: 44 (3/30/00), 118-74

ATLANTA ALL-TIME RECORD vs. PHOENIX

Season	Home	Road	Neutral	Total
68-69	2-0	3-0	1-0	6-0
69-70	2-1	0-2	0-1	2-4
70-71	1-2	0-2	0-0	1-4
71-72	2-0	1-2	0-0	3-2
72-73	1-0	1-1	0-0	2-1
73-74	1-1	0-2	0-0	1-3
74-75	2-0	2-0	0-0	4-0
75-76	0-2	0-2	0-0	0-4
76-77	0-2	0-2	0-0	0-4
77-78	1-0	1-1	1-0	3-1
78-79	1-0	1-1	1-0	3-1
79-80	1-0	0-1	0-0	1-1
80-81	0-1	0-1	0-0	0-2
81-82	1-0	0-1	0-0	1-1
82-83	1-0	0-1	0-0	1-1
83-84	1-0	0-1	0-0	1-1
84-85	1-0	1-0	0-0	2-0
85-86	1-0	1-0	0-0	2-0
86-87	1-0	0-1	0-0	1-1
87-88	1-0	0-1	0-0	1-1
88-89	0-1	1-0	0-0	1-1
89-90	0-1	0-1	0-0	0-2
90-91	0-1	0-1	0-0	0-2
91-92	1-0	1-0	0-0	2-0
92-93	0-1	0-1	0-0	0-2
93-94	1-0	0-1	0-0	1-1
94-95	1-0	0-1	0-0	1-1
95-96	0-1	0-1	0-0	0-2
96-97	1-0	0-1	0-0	1-1
97-98	0-1	0-1	0-0	0-2
98-99	1-0	0-0	0-0	1-0
99-00	0-1	0-1	0-0	0-2
00-01	0-1	0-1	0-0	0-2
01-02	1-0	0-1	0-0	1-1
02-03	0-1	0-1	0-0	0-2
03-04	0-1	1-0	0-0	1-1
04-05	0-1	0-1	0-0	0-2
05-06	0-1	0-1	0-0	0-2
06-07	0-1	1-0	0-0	1-1
07-08	1-0	0-1	0-0	1-1
08-09	0-1	0-1	0-0	0-2
09-10	1-0	0-1	0-0	1-1
10-11	0-1	0-1	0-0	0-2
11-12	0-1	1-0	0-0	1-1
12-13	1-0	0-1	0-0	1-1
13-14	0-1	0-1	0-0	0-2
14-15	1-0	1-0	0-0	2-0
15-16	1-0	0-1	0-0	1-1
16-17	1-0	0-1	0-0	1-1
17-18	1-0	0-1	0-0	1-1
18-19	1-0	1-0	0-0	2-0
TOTALS	35-26	18-45	3-1	56-72

PORTLAND TRAIL BLAZERS

One Center Court, Suite 200
Portland, OR 97227
(503) 234-9291

SCHEDULE (All Times Eastern)

at Portland	Sun., Nov. 10	9:00
PORTLAND	Sat., Feb. 29	7:30

2018-19 RESULTS

Portland, 2-0
(High Scorer, ATL/POR)
Jan. 26 at Portland (120-111, Trail Blazers)
Young 30/McCollum 28
Mar. 29 at Atlanta (118-98, Trail Blazers)
Young 26/Lillard 36

SERIES FACTS

Current Streak: Portland, three wins
Current Home Streak: Lost 1
Current Road Streak: Lost 2
Last Home Win: 12/30/17, 104-89
Last Road Win: 2/13/17, 109-104, OT
Last Home Loss: 3/29/19, 118-98
Last Road Loss: 1/26/19, 120-111
Biggest Win: 27 (1/17/74), 126-99
Biggest Loss: 40 (11/11/77), 132-92

ATLANTA ALL-TIME RECORD vs. PORTLAND

Season	Home	Road	Neutral	Total
70-71	2-0	0-2	0-0	2-2
71-72	2-0	2-0	0-0	4-0
72-73	2-0	2-0	0-0	4-0
73-74	2-0	0-2	0-0	2-2
74-75	0-2	1-1	0-0	1-3
75-76	1-1	1-1	0-0	2-2
76-77	2-0	1-1	0-0	3-1
77-78	1-1	0-2	0-0	1-3
78-79	2-0	0-2	0-0	2-2
79-80	1-0	1-0	0-0	2-0
80-81	1-0	0-0	0-1	1-1
81-82	1-0	1-0	0-0	2-0
82-83	1-0	0-1	0-0	1-1
83-84	0-1	0-1	0-0	0-2
85-86	1-0	1-0	0-0	2-0
86-87	1-0	0-1	0-0	1-1
87-88	0-1	0-1	0-0	0-2
88-89	1-0	0-1	0-0	1-1
89-90	1-0	0-1	0-0	1-1
90-91	1-0	0-1	0-0	1-1
91-92	0-1	0-1	0-0	0-2
92-93	1-0	0-1	0-0	1-1
93-94	1-0	0-1	0-0	1-1
94-95	0-1	1-0	0-0	1-1
95-96	1-0	1-0	0-0	2-0
96-97	1-0	1-0	0-0	2-0
97-98	0-1	1-0	0-0	1-1
99-00	0-1	0-1	0-0	0-2
00-01	1-0	0-1	0-0	1-1
01-02	1-0	0-1	0-0	1-1
02-03	0-1	0-1	0-0	0-2
03-04	0-1	0-1	0-0	0-2
04-05	0-1	0-1	0-0	0-2
05-06	0-1	0-1	0-0	0-2
06-07	0-1	1-0	0-0	1-1
07-08	0-1	0-1	0-0	0-2
08-09	1-0	0-1	0-0	1-1
09-10	1-0	1-0	0-0	2-0
10-11	1-0	1-0	0-0	2-0
11-12	1-0	0-1	0-0	1-1
12-13	0-1	1-0	0-0	1-1
13-14	0-1	0-1	0-0	0-2
14-15	1-0	1-0	0-0	2-0
15-16	1-0	1-0	0-0	2-0
16-17	0-1	1-0	0-0	1-1
17-18	1-0	0-1	0-0	1-1
18-19	0-1	0-1	0-0	0-2
TOTALS	36-20	21-36	0-1	57-57

SACRAMENTO KINGS

500 David Stern Way
Sacramento, CA 95814
(916) 928-0000

SCHEDULE (All Times Eastern)

SACRAMENTO	Fri., Nov. 8	7:30
at Sacramento	Thu., Mar. 26	10:00

2018-19 RESULTS

Sacramento, 2-0
(High Scorer, ATL/SAC)
Nov. 1 at Atlanta (146-115, Kings)
Lin 23/Fox 31
Jan. 30 at Sacramento (135-113, Kings)
Young 23/Giles III 20

SERIES FACTS

Current Streak: Sacramento, three wins
Current Home Streak: Lost 1
Current Road Streak: Lost 4
Last Home Win: 11/15/17, 126-80
Last Road Win: 3/16/15, 110-103
Last Home Loss: 11/1/18, 146-115
Last Road Loss: 1/30/19, 135-113
Biggest Win: 46 (11/15/17), 126-80
Biggest Loss: 31 (11/1/18), 146-115

ATLANTA ALL-TIME RECORD vs. SACRAMENTO

Season	Home	Road	Neutral	Total
49-55**				14-37
55-68*	46-11	22-37	8-14	76-62
68-69	2-1	1-1	1-0	4-2
69-70	1-1	0-1	2-1	3-3
70-71	2-1	0-3	0-0	2-4
71-72	2-1	1-2	0-0	3-3
72-73	2-0	0-2	0-0	2-2
73-74	0-2	1-1	0-0	1-3
74-75	1-1	1-1	0-0	2-2
75-76	2-0	0-2	0-0	2-2
76-77	0-2	1-0	0-0	1-2
77-78	1-0	1-1	0-0	2-1
78-79	2-0	0-2	0-0	2-2
79-80	0-1	0-1	0-0	0-2
80-81	1-0	0-1	0-0	1-1
81-82	1-0	0-1	0-0	1-1
82-83	0-1	0-1	0-0	0-2
83-84	0-1	0-1	0-0	0-2
84-85	0-1	0-1	0-0	0-2
85-86	1-0	1-0	0-0	2-0
86-87	1-0	1-0	0-0	2-0
87-88	0-1	1-0	0-0	1-1
88-89	1-0	1-0	0-0	2-0
89-90	1-0	0-1	0-0	1-1
90-91	1-0	1-0	0-0	2-0
91-92	1-0	0-1	0-0	1-1
92-93	1-0	0-1	0-0	1-1
93-94	1-0	1-0	0-0	2-0
94-95	1-0	0-1	0-0	1-1
95-96	1-0	1-0	0-0	2-0
96-97	1-0	1-0	0-0	2-0
97-98	1-0	1-0	0-0	2-0
99-00	1-0	1-0	0-0	2-0
00-01	1-0	0-1	0-0	1-1
01-02	0-1	0-1	0-0	0-2
02-03	1-0	0-1	0-0	1-1
03-04	0-1	0-1	0-0	0-2
04-05	0-1	0-1	0-0	0-2
05-06	0-1	0-1	0-0	0-2
06-07	1-0	0-1	0-0	1-1
07-08	1-0	0-1	0-0	1-1
08-09	1-0	1-0	0-0	2-0
09-10	1-0	1-0	0-0	2-0
10-11	1-0	1-0	0-0	2-0
11-12	0-0	1-0	0-0	1-0
12-13	1-0	1-0	0-0	2-0
13-14	1-0	1-0	0-0	2-0
14-15	1-0	1-0	0-0	2-0
15-16	1-0	0-1	0-0	1-1
16-17	1-0	0-1	0-0	1-1
17-18	1-0	0-1	0-0	1-1
18-19	0-1	0-1	0-0	0-2
TOTALS	89-30	45-75	11-15	159-157
ATL TOTALS	43-19	23-38	3-1	69-58

** 1949-55 signifies Tri-Cities (49-51) and Milwaukee (51-55) years.
* 1955-68 signifies St. Louis Hawks years.

SAN ANTONIO SPURS

AT&T Center
One AT&T Center
San Antonio, TX 78219
(210) 444-5000

SCHEDULE (All Times Eastern)

SAN ANTONIO	Tue., Nov. 5	7:30
at San Antonio	Fri., Jan. 17	8:30

2018-19 RESULTS

San Antonio, 2-0
(High Scorer, ATL/SAS)
Mar. 6 at Atlanta (111-104, Spurs)
Young 22/Aldridge 32
Apr. 2 at San Antonio (117-111, Spurs)
Bazemore 26/DeRozan 29

SERIES FACTS

Current Streak: Atlanta two wins
Current Home Streak: Lost 1
Current Road Streak: Lost 21
Last Home Win: 1/15/18, 102-99
Last Road Win: 2/15/97, 109-89
Last Home Loss: 3/6/19, 111-104
Last Road Loss: 4/2/19, 117-111
Biggest Win: 24 (11/28/87), 124-100
Biggest Loss: 39 (11/21/03), 114-75

ATLANTA ALL-TIME RECORD vs. SAN ANTONIO

Season	Home	Road	Neutral	Total
76-77	2-0	2-0	0-0	4-0
77-78	1-1	0-2	0-0	1-3
78-79	2-0	1-1	0-0	3-1
79-80	2-1	3-0	0-0	5-1
80-81	1-0	0-1	0-0	1-1
81-82	0-1	1-0	0-0	1-1
82-83	0-1	0-1	0-0	0-2
83-84	1-0	0-1	0-0	1-1
84-85	0-1	0-1	0-0	0-2
85-86	1-0	0-1	0-0	1-1
86-87	1-0	1-0	0-0	2-0
87-88	1-0	1-0	0-0	2-0
88-89	1-0	0-1	0-0	1-1
89-90	1-0	0-1	0-0	1-1
90-91	1-0	1-0	0-0	2-0
91-92	0-1	0-1	0-0	0-2
92-93	1-0	1-0	0-0	2-0
93-94	1-0	0-1	0-0	1-1
94-95	1-0	0-1	0-0	1-1
95-96	0-1	0-1	0-0	0-2
96-97	1-0	1-0	0-0	2-0
97-98	1-0	0-1	0-0	1-1
99-00	0-1	0-1	0-0	0-2
00-01	0-1	0-1	0-0	0-2
01-02	0-1	0-1	0-0	0-2
02-03	1-0	0-1	0-0	1-1
03-04	1-0	0-1	0-0	1-1
04-05	0-1	0-1	0-0	0-2
05-06	1-0	0-1	0-0	1-1
06-07	0-1	0-1	0-0	0-2
07-08	0-1	0-1	0-0	0-2
08-09	0-1	0-1	0-0	0-2
09-10	1-0	0-1	0-0	1-1
10-11	0-1	0-1	0-0	0-2
11-12	0-0	0-1	0-0	0-1
12-13	0-1	0-1	0-0	0-2
13-14	0-1	0-1	0-0	0-2
14-15	0-1	0-1	0-0	0-2
15-16	0-1	0-1	0-0	0-2
16-17	1-0	0-1	0-0	1-1
17-18	1-0	0-1	0-0	1-1
18-19	0-1	0-1	0-0	0-2
TOTALS	26-20	12-35	0-0	38-55

TORONTO RAPTORS

Air Canada Centre
40 Bay Street, Suite 400
Toronto, Ontario M5J 2X2
(416) 815-5600

SCHEDULE (All Times Eastern)

TORONTO	Sat., Nov. 23	7:30
TORONTO	Mon., Jan. 20	2:30
at Toronto	Tue., Jan. 28	7:30
at Toronto	Fri., Apr. 10	7:30

2018-19 RESULTS

Toronto, 3-0
(High Scorer, ATL/TOR)
Nov. 21 at Atlanta (124-108, Raptors)
Lin 26/Valanciunas 24
Jan. 8 at Toronto (104-101, Raptors)
Collins 21/Leonard 31
Feb. 7 at Atlanta (119-101, Raptors)
Two w/19/Siakam 33

SERIES FACTS

Current Streak: Toronto, seven wins
Current Home Streak: Lost 4
Current Road Streak: Lost 3
Last Home Win: 3/10/17, 105-99
Last Road Win: 12/16/16, 125-121
Last Home Loss: 2/7/19, 119-101
Last Road Loss: 1/8/19, 104-101
Biggest Win: 31 (12/2/09), 146-115
Biggest Loss: 44 (12/3/16), 128-84

ATLANTA ALL-TIME RECORD vs. TORONTO

Season	Home	Road	Neutral	Total
95-96	2-0	2-0	0-0	4-0
96-97	2-0	2-0	0-0	4-0
97-98	2-0	2-0	0-0	4-0
98-99	1-1	1-0	0-0	2-1
99-00	1-1	1-1	0-0	2-2
00-01	1-1	1-1	0-0	2-2
01-02	0-2	0-2	0-0	0-4
02-03	1-1	0-2	0-0	1-3
03-04	1-1	0-2	0-0	1-3
04-05	0-1	1-1	0-0	1-2
05-06	0-2	1-1	0-0	1-3
06-07	1-1	1-1	0-0	2-2
07-08	1-1	0-1	0-0	1-2
08-09	2-0	1-1	0-0	3-1
09-10	2-0	1-1	0-0	3-1
10-11	1-0	2-0	0-0	3-0
11-12	1-1	2-0	0-0	3-1
12-13	1-1	1-0	0-0	2-1
13-14	2-0	0-2	0-0	2-2
14-15	0-2	1-1	0-0	1-3
15-16	1-1	0-2	0-0	1-3
16-17	1-0	1-1	0-0	2-1
17-18	0-2	0-2	0-0	0-4
18-19	0-2	0-1	0-0	0-3
TOTALS	24-21	21-23	0-0	45-44

UTAH JAZZ

301 West South Temple
Salt Lake City, UT 84101
(801) 325-2500

SCHEDULE (All Times Eastern)

UTAH	Thu., Dec. 19	7:30
at Utah	Sat., Mar. 28	9:00

2018-19 RESULTS

Series tied, 1-1
(High Scorer, ATL/UT)
Feb. 1 at Utah (128-112, Jazz)
Young 28/Gobert 25
Mar. 21 at Atlanta (117-114, Hawks)
Young 23/Mitchell 34

SERIES FACTS

Current Streak: Atlanta, one win
Current Home Streak: Won 2
Current Road Streak: Lost 1
Last Home Win: 3/21/19, 117-114
Last Road Win: 3/20/18, 99-94
Last Home Loss: 2/6/17, 120-95
Last Road Loss: 2/1/19, 128-112
Biggest Win: 34 (12/2/78), 128-94
Biggest Loss: 29 (11/13/76), 115-86

ATLANTA ALL-TIME RECORD vs. UTAH

Season	Home	Road	Neutral	Total
74-75	3-1	0-4	0-0	3-5
75-76	1-2	1-2	0-0	2-4
76-77	0-2	1-1	0-0	1-3
77-78	1-0	0-1	1-1	2-2
78-79	2-0	0-2	0-0	2-2
79-80	1-0	1-0	0-0	2-0
80-81	1-0	1-0	0-0	2-0
81-82	1-0	1-0	0-0	2-0
82-83	1-0	1-0	0-0	2-0
83-84	1-0	0-1	0-0	1-1
84-85	0-0	1-0	1-0	1-0
85-86	0-1	0-1	0-0	0-2
86-87	1-0	1-0	0-0	2-0
87-88	1-0	0-1	0-0	1-1
88-89	0-1	1-0	0-0	1-1
89-90	1-0	0-1	0-0	1-1
90-91	1-0	0-1	0-0	1-1
91-92	1-0	0-1	0-0	1-1
92-93	1-0	1-0	0-0	2-0
93-94	1-0	0-1	0-0	1-1
94-95	0-1	0-1	0-0	0-2
95-96	1-0	0-1	0-0	1-1
96-97	1-0	0-1	0-0	1-1
97-98	0-1	0-1	0-0	0-2
99-00	0-1	0-1	0-0	0-2
00-01	0-1	0-1	0-0	0-2
01-02	1-0	0-1	0-0	1-1
02-03	1-0	0-1	0-0	1-0
03-04	0-1	0-1	0-0	0-2
04-05	0-1	0-1	0-0	0-2
05-06	0-1	0-1	0-0	0-2
06-07	0-1	0-1	0-0	0-2
07-08	1-0	0-1	0-0	1-0
08-09	1-0	0-1	0-0	1-1
09-10	1-0	1-0	0-0	2-0
10-11	0-1	1-0	0-0	1-1
11-12	1-0	0-0	0-0	1-0
12-13	1-0	1-0	0-0	2-0
13-14	1-0	1-0	0-0	2-0
14-15	1-0	1-0	0-0	2-0
15-16	0-1	1-0	0-0	1-1
16-17	0-1	0-1	0-0	0-2
17-18	1-0	1-0	0-0	2-0
18-19	1-0	0-1	0-0	1-1
TOTALS	32-18	17-33	2-1	51-52

WASHINGTON WIZARDS

601 F Street, NW
Washington, DC 20004
(202) 661-5000

SCHEDULE (All Times Eastern)

at Washington	Fri., Jan. 10	7:00
WASHINGTON	Sun., Jan. 26	6:00
at Washington	Fri., Mar. 6	7:00
WASHINGTON	Fri., Mar. 20	7:30

2018-19 RESULTS

Series tied, 2-2
(High Scorer, ATL/WAS)
Dec. 5 at Atlanta (131-117, Wizards)
Collins 26/Beal 36
Dec. 18 at Atlanta (118-110, Hawks)
Collins 20/Beal 29
Jan. 2 at Washington (114-98, Wizards)
Len 24/Beal 24
Feb. 4 at Washington (137-129, Hawks)
Prince 21/Beal 27

SERIES FACTS

Current Streak: Atlanta, one win
Current Home Streak: Won 1
Current Road Streak: Won 1
Last Home Win: 12/18/18, 118-110
Last Road Win: 2/4/19, 137-129
Last Home Loss: 12/5/18, 131-117
Last Road Loss: 1/2/19, 114-98
Biggest Win: 31 (1/11/15), 120-89
Biggest Loss: 32 (4/9/11), 115-83

ATLANTA ALL-TIME RECORD vs. WASHINGTON

Season	Home	Road	Neutral	Total
61-68*	22-4	10-19	6-5	38-28
68-69	1-2	1-2	0-0	2-4
69-70	1-2	1-2	0-0	2-4
70-71	1-2	2-1	0-0	3-3
71-72	2-1	0-3	0-0	2-4
72-73	3-1	0-3	0-0	3-4
73-74	3-1	1-3	0-0	4-4
74-75	3-1	0-4	0-0	3-5
75-76	1-2	0-3	0-0	1-5
76-77	1-1	0-2	0-0	1-3
77-78	0-1	0-2	1-0	1-3
78-79	1-1	1-1	0-0	2-2
79-80	3-0	0-3	0-0	3-3
80-81	1-2	0-2	0-0	1-4
81-82	2-1	0-3	0-0	2-4
82-83	3-0	1-2	0-0	4-2
83-84	2-1	2-1	0-0	4-2
84-85	3-0	0-3	0-0	3-3
85-86	1-1	0-3	0-0	1-4
86-87	3-0	2-0	0-0	5-0
87-88	2-1	1-2	0-0	3-3
88-89	2-0	1-1	0-0	3-1
89-90	0-2	2-0	0-0	2-2
90-91	2-0	0-2	0-0	2-2
91-92	1-1	1-1	0-0	2-2
92-93	1-1	1-1	0-0	2-2
93-94	2-0	2-0	0-0	4-0
94-95	2-0	2-0	0-0	4-0
95-96	1-1	0-2	0-0	1-3
96-97	2-0	0-1	0-0	2-1
97-98	2-0	2-0	0-0	4-0
98-99	1-1	1-0	0-0	2-1
99-00	1-1	0-2	0-0	1-3
00-01	1-1	1-1	0-0	2-2
01-02	0-1	0-2	0-0	0-3
02-03	1-1	1-1	0-0	2-2
03-04	1-1	1-1	0-0	2-2
04-05	0-2	0-2	0-0	0-4
05-06	1-1	0-2	0-0	1-3
06-07	1-1	0-2	0-0	1-3
07-08	0-2	2-0	0-0	2-2
08-09	2-0	2-0	0-0	4-0
09-10	2-0	2-0	0-0	4-0
10-11	2-0	1-1	0-0	3-1
11-12	2-0	1-0	0-0	3-0
12-13	2-0	1-1	0-0	3-1
13-14	1-1	0-2	0-0	1-3
14-15	2-0	1-1	0-0	3-1
15-16	1-1	1-1	0-0	2-2
16-17	1-1	0-2	0-0	1-3
17-18	1-1	1-1	0-0	2-2
18-19	1-1	1-1	0-0	2-2
TOTALS	98-47	50-95	7-5	155-147
ATL TOTALS	74-43	39-76	1-0	117-119

* 1961-68 signifies St. Louis Hawks years

ATLANTA HAWKS ALL - TIME RECORD

Team	Hawks Record W-L	Atlanta Record W-L
Boston Celtics	142-237	91-128
Brooklyn Nets (1)	100-78	100-78
Charlotte Hornets (2)	62-55	62-55
Chicago Bulls	113-129	100-121
Cleveland Cavaliers	123-104	123-104
Dallas Mavericks	43-33	43-33
Denver Nuggets	49-40	49-40
Detroit Pistons (3)	180-170	97-127
Golden State Warriors (4)	142-148	58-70
Houston Rockets (5)	76-78	69-76
Indiana Pacers	101-90	101-90
L.A. Clippers (6)	77-45	77-45
L.A. Lakers (7)	140-189	49-80
Memphis Grizzlies (8)	29-17	29-17
Miami Heat	53-66	53-66
Milwaukee Bucks	111-109	111-109
Minnesota Timberwolves	35-22	35-22
New Orleans Pelicans (9)	18-19	18-19
New York Knickerbockers	196-178	109-108
Oklahoma City Thunder (10)	67-67	58-67
Orlando Magic	58-58	58-58
Philadelphia 76ers (11)	175-164	112-100
Phoenix Suns	56-72	56-72
Portland Trail Blazers	57-57	57-57
Sacramento Kings (12)	159-157	69-58
San Antonio Spurs	38-55	38-55
Toronto Raptors	45-44	45-44
Utah Jazz (13)	51-52	51-52
Washington Wizards (14)	155-147	117-119

1 - New Jersey/Brooklyn Nets
2 - Charlotte Bobcats/Charlotte Hornets
3 - Ft. Wayne/Detroit Pistons
4 - Philadelphia/San Francisco/Golden State Warriors
5 - San Diego/Houston Rockets
6 - Buffalo Braves/San Diego/Los Angeles Clippers
7 - Minneapolis/Los Angeles Lakers
8 - Vancouver/Memphis Grizzlies
9 - New Orleans-Oklahoma City/New Orleans Hornets/New Orleans Pelicans
10 - Oklahoma City/Seattle SuperSonics/Oklahoma City Thunder
11 - Syracuse Nationals/Philadelphia 76ers
12 - Rochester/Cincinnati Royals/Kansas City-Omaha/Kansas City/Sacramento Kings
13 - New Orleans/Utah Jazz
14 - Chicago Packers/Zephyrs/Baltimore/Capital/Washington Bullets/Wizards

DeAndre' Bembry

MEDIA
LEN
25
SPALDING
25 ALEX
LEN

MEDIA INFORMATION

Garin Narain
Senior VP of Public Relations
garin.narain@hawks.com
O: 404.878.3893
C: 404.395.0710

Jon Steinberg
Senior Director of Media Relations
jon.steinberg@hawks.com
O: 404.878.3266
C: 404.388.2778

Jelani Downing
Manager of Media Relations
jelani.downing@hawks.com
O: 404.878.3203
C: 404.388.2772

Welcome to the 2019-20 edition of Atlanta Hawks and NBA basketball. The organization appreciates your efforts and extends its cooperation to assist you in your duties. In an effort to continue a smooth and efficient operation this season, the following rules have been established.

GENERAL INFORMATION

Additional Hawks information and photographs are available by contacting the PR Department at 404.878.3800. Further information is available via the Hawks PR twitter feed (@hawkspr) and the Hawks media website (http://atlantahawkspr.wordpress.com/).

INTERVIEW REQUESTS

When requesting interviews with members of the Hawks coaching staff, its players and other members of the organization, please contact the PR Department.

PRACTICE INFORMATION

Hawks practices are closed to the media, except for the final 30 minutes per team policy. Additionally, the coaches office, the training room, the weight room and the locker room are off-limits to the media at all times, unless permission has been granted by a member of the PR staff in advance (NO EXCEPTIONS). If you require a one-on-one interview, we ask that you contact the Hawks PR Department. Only accredited media will be allowed to attend Hawks practices, as all sessions are closed to the general public. Practices are held at the Emory Sports Medicine Complex at 1968 Hawks Lane, Brookhaven, GA.

REPORTERS AND CAMERAPERSONS ARE ASKED TO MAINTAIN PROFESSIONALISM WHEN ATTENDING ALL PRACTICE SESSIONS.

PHOTOGRAPHERS & VIDEOGRAPHERS

The same policies in place for media members are the same for all photographers and videographers. The last 30 minutes are available for B-roll and still photographers, from the designated media area only.

PLEASE REMEMBER THAT PRACTICE TIMES ARE SUBJECT TO CHANGE.

SHOOTAROUNDS

When scheduled, Hawks shootarounds take place at the Emory Sports Medicine Complex at 1968 Hawks Lane, Brookhaven, GA. All shootarounds are closed to the media, followed by interview availability.

PLEASE REMEMBER THAT SHOOTAROUND TIMES ARE SUBJECT TO CHANGE.

STATE FARM ARENA DIRECTIONS/PARKING

Going north from the airport on I-75/85, take the World Congress Center/Andrew Young International Blvd. exit. Turn left at end of the exit onto International. Proceed to Centennial Olympic Park Drive and take a left. At the corner of Marietta Street, take a right. Take a left at Baker St. and follow the signs to Ruby Lot. For a map to media parking, check page 296.

MEDIA INFORMATION, CONTINUED

SEASON MEDIA CREDENTIALS

The Hawks will provide full season credentials to those working media outlets that have covered and attended 75% or more of our home games in past years. For those media members who receive this pass, your photo will accompany it. Be advised that this pass is required at each game and must be displayed at all times.

SINGLE-GAME MEDIA CREDENTIALS

Single-game credentials (press and photo) must be requested via e-mail to the Hawks PR Department, no later than 12 noon the day before the game (Friday noon for weekend or Monday games). You may e-mail your request to garin.narain@hawks.com, jon.steinberg@hawks.com and jelani.downing@hawks.com. Pre-arranged credentials may be picked up from the Media Entrance on the service level of State Farm Arena. Those regularly assigned to the Hawks and the opposing teams will be seated in one of the Hawks media seating areas. A map of media seating areas is located on page 296. Seating charts are posted just inside the press room and near the media restrooms. Those requesting single-game credentials will be seated on a first-come, first-served basis. GUESTS ARE NOT PERMITTED.

STILL PHOTOGRAPHERS & TV VIDEOGRAPHERS CREDENTIALS

Season credentials will be limited to those outlets that have covered and attended 75% or more of our home games in past years. For those media members who receive this pass, your photo will accompany it. Be advised that this pass is required at each game and must be displayed at all times. Credentialed photographers must sit in designated positions. Photographers will not be allowed to sit on the sidelines at State Farm Arena, unless there is prior approval from the PR Department. No photography of any Hawks game shall be released to any individual other than the entity for whom the pass was issued and subject to the rules governing such use as described on the reverse side of the credential. Any variation to this policy will result in forfeiture of future credentials. Single-game photographer and videographer credentials will be issued on a space-available basis. Freelance photographers requesting credentials must submit a letter citing a specific assignment from a publication to obtain working passes. NO STILL PHOTOGRAPHER OR TV VIDEOGRAPHER IS ALLOWED TO SIT IN THE FOUR FIVE-FOOT ESCAPE LANES, LOCATED ON BOTH SIDES OF BOTH BASKET STANCHIONS. IN ADDITION, ALL WORKING CAMERAS MUST HAVE A RUBBER LENS SHADE PER NBA POLICY. ALL PHOTOGRAPHERS SEATED ON THE BASELINES MUST WEAR A VEST. All single-game still photographer and videographer credential requests must be received no later than 12 noon the day before the game (Friday noon for weekend or Monday games). STILL PHOTOGRAPHERS ARE NOT ALLOWED IN THE HAWKS OR VISITING TEAM LOCKER ROOMS AT ANY TIME. ANY PERSON USING A CAMERA PHONE IN THE LOCKER ROOM WILL BE REMOVED AND MAY HAVE THEIR CREDENTIAL REVOKED.

LOCKER ROOM ACCESS

The team locker rooms are located on the service level of State Farm Arena, in the hallways behind the team bench areas. NBA media regulations govern the accessibility to the locker rooms prior to games. In accordance with NBA policy, both the Hawks and visiting team locker rooms will be opened 75 minutes prior to game time, closed 45 minutes prior to game time and will re-open following a cooling-off period after the game. Still photographers will not be permitted in the team locker rooms.

NO AUTOGRAPHS ARE ALLOWED DURING MEDIA ACCESS PERIODS

STATE FARM ARENA MEDIA WORKROOM

The Hawks Media Workroom is located to the right just inside the media entrance. The Media Workroom will be open two-and-a-half-hours prior to game time, at halftime and following the game. Press room usage is only available to those with a valid Hawks media credential, and wireless network access and telephones are available for filing purposes after the contest. We ask that professional and courteous consideration be given to the media who are working each game in the work areas.

MEDIA INFORMATION, CONTINUED

PRESS ENTRANCE

Follow the same directions to State Farm Arena, and the entrance is on Baker St. (located on the right) before you get to Ruby Lot. The press room is located directly on the right as you enter. For a map of that location, check page 296.

PRESS SERVICES

Game notes will be available in the press room two hours prior to game time. Game statistics (play-by-play, quarter stats and halftime box scores) will be e-mailed out during the game, while final boxes, quarter boxes and play-by-plays will be available in the Media Workroom during and after the game.

PREGAME/POSTGAME COACHES INTERVIEW ROOM

Coach Pierce will be available to the media approximately 105 minutes prior to the scheduled tip-off in the press conference room. Following a cooling-off period after each game, Coach Pierce will conduct his postgame press conference in the press conference room. The visiting head coach will conduct his pre- and post-game interview outside of the visiting team locker room.

AUTOGRAPHS

Media members are not permitted to ask for players' or coaches' autographs during media access periods.

PLAYER WARMUPS

The playing floor as well as both team bench areas are off-limits to media personnel and scouts during pregame warm-ups. Players are available for interviews in the locker rooms during the access period. Pregame media interview requests made well in advance are strongly recommended.

TICKET REQUESTS

Media members wishing to purchase tickets to any Hawks home or road game are asked to request these tickets through the PR Department or the ticket office. While there is no guarantee that each request will be fulfilled, we ask that all requests are made in advance.

STATISTICAL AND PRESS RELEASE INFORMATION

Statistics, team and player information can always be found on the Hawks web site at www.hawks.com. The Hawks also disseminate information to accredited members of the media through e-mail. Should you desire to receive press releases and other information via e-mail, please contact the Hawks PR Department. Media are also encouraged to log onto the Hawks media website (http://atlantahawkspr.wordpress.com) and follow @hawkspr on Twitter for the latest practice information, injury updates and more.

MEDIA INFORMATION, CONTINUED

STEVE HOLMAN

Voice of the Hawks

The "Voice of the Hawks," Atlanta Sports Hall of Famer and Georgia Radio Hall of Famer Steve Holman is in his 35th season, and has never missed a Hawks' regular season or playoff radio broadcast, a span of more than 2,500 games. His play-by-play streak, which began in March of 1989, is currently at 2,581 games, with milestone game number 2,500 having occurred in Atlanta's 2018-19 season opener at New York on October 17, 2018.

The 2014, 2016 and 2017 Georgia Sportscaster of the Year by the National Sports Media Association, Holman also took home three consecutive Gabby Awards from the Georgia Association of Broadcasters (2015-17) and was inducted into the organization's Hall of Fame in 2017.

Holman has announced Hawks games around the globe, including contests from Russia, England, Puerto Rico and Canada, and has been a part of several notable historical calls, including the night Dominique Wilkins became the team's all-time scoring leader, Lenny Wilkens' record-breaking 939th career win and the Hawks' first-ever trip to the Eastern Conference Finals in 2015.

The 65-year-old Holman had done play-by-play and color commentary on Hawks broadcasts for three-and-a-half years before taking over the full time play-by-play duties in 1989.

During the 1996 Centennial Olympic Games in Atlanta, Holman was part of Westwood One's/NBA National Radio coverage, calling play-by-play action for both the United States men's and women's gold medal basketball teams, in addition to boxing.

Holman's first radio job was as a 17-year-old high school senior at WCCM, where he got to work under sportscasting icon Curt Gowdy, who owned the station. Holman has been involved in the NBA since the early 1970s when he was broadcast assistant to the Boston Celtics' late play-by-play legend Johnny Most. Holman's first experience calling NBA action came in 1976 when Most lost his voice mid-game.

He has been a fixture on Atlanta radio since 1980 when he arrived to work on Falcons football and Atlanta Chiefs soccer. Along with his numerous awards for sports reporting, Holman has also won the Georgia Associated Press Award. Holman's son, Scott, and wife Amy, are the parents of Holman's grandchildren, Connor and Caitlyn. His son, Steve Jr., passed away after a short illness on January 19, 2018. The Steve Holman Jr. Media Award endowment has been established at Woodward Academy in Atlanta in his memory (Woodward.edu/Holman).

On March 23, 2015, Holman was honored on the floor of the Georgia State House of Representatives after a meeting with Georgia Governor Nathan Deal.

Holman was born March 5, 1954 in Lawrence, Massachusetts.

BOB RATHBUN

TV Play-by-Play

The longest-tenured TV play-by-play announcer in Atlanta Hawks history and one of the NBA's most recognizable and decorated play-by-play announcers, Bob Rathbun is in his 24th season as the television voice for the Hawks. Rathbun calls all of the games on the Hawks' FOX Sports Southeast package.

Rathbun has earned a variety of significant broadcasting awards during his career. He has won 11 Southeast Regional Emmy Awards, including one in 2018 for the Hawks vs. Cleveland Cavaliers broadcast on April 9, 2017. In 2012, he earned his second Georgia Sportscaster of the Year honors from the National Sportscasters and Sportswriters Association (NSSA). Rathbun received the Positivity in Broadcasting Award in June 2017, from Positive Athlete Georgia.

Rathbun's basketball work has touched nearly all of the major broadcast outlets. His NBA work has earned him opportunities to call games for TNT and NBA TV, after a collegiate resume that includes stints with CBS (NCAA basketball tournament), ABC, and ESPN (college basketball plus college football and the College World Series).

Rathbun has served as the college basketball play-by-play announcer for the ACC Television Network through Raycom Sports since 1988, and he has called games for both the ACC and the SEC on Fox Sports South since he arrived in Atlanta in 1996. He was the network's play-by-play voice for the WNBA's Atlanta Dream for 10 years. He has worked as the lead play-by-play voice for The Basketball Tournament on ESPN the last two years.

With an extensive sports background, Rathbun's broadcasting career has earned him eight Sportscaster of the Year honors (Virginia: 1980-82, 1985, 1988-89; Georgia 1998, 2012), a Distinguished Service Award from the ACC (1994), and a Distinguished Alumni Award from Catawba College (1988). He was inducted into his alma mater's Sports Hall of Fame in 2006 and joined the Virginia Sports Hall of Fame in 2008.

His baseball resume includes 10 years as Fox Sports South's voice of the Atlanta Braves, three seasons on radio in Detroit with the Tigers, and part-time work on Baltimore Orioles' TV broadcasts.

Rathbun, who graduated with a Bachelor of Arts degree in speech from Catawba College (1976), and his wife Marybeth have two children, Court and Grace.

MEDIA INFORMATION, CONTINUED

ANDRE ALDRIDGE

TV Sideline Reporter

Veteran NBA reporter Andre Aldridge will serve as the Hawks sideline reporter for the eighth straight season, after one season hosting the Hawks LIVE pregame, halftime and postgame shows.

Prior to joining FOX Sports Southeast, Aldridge hosted numerous programs as a reporter and anchor for NBA TV, and before that, CNN, and ESPN. Aldridge has reported live from the NBA Finals and NBA All-Star Games, NFL Super Bowls, major boxing title fights and Major League Baseball games. Prior to joining ESPN, Aldridge was based in Los Angeles where he anchored a nightly national news program, "Press Box" for Prime Sports. Aldridge's vast media experience also includes stints at KMPC Radio in Los Angeles, KNBC in Los Angeles and KUTV in Salt Lake City. He attended the University of Southern California.

Mike Conti
Hawks Radio Pregame,
Halftime and Postgame Host

Mike Glenn
Hawks LIVE Analyst

Jerome Jurenovich
Hawks LIVE Host

ARENA

StateFarm ARENA
ATLANTA HAWKS
0.0
4TH
111
104
verizon
ATLANTA HAWKS

STATE FARM ARENA

BASKETBALL CAPACITY: 16,888

Located in the heart of downtown Atlanta's Centennial Park District, State Farm Arena celebrates the city, literally spelling "ATLANTA" in 65-foot letters to welcome fans from all over the southeast United States. As the premier venue for sports and live entertainment in the region, State Farm Arena delivers top-ranked concert tours, professional and collegiate sporting events, family shows and conferences in a world-class setting with unparalleled customer service. The arena consistently ranks among the top venues and was named No. 20 in the United States for ticket sales in 2018 by leading industry publication Pollstar Magazine. State Farm Arena hosts approximately 170 events and nearly 2 million guests annually. In February of 2017, the venue became a completely smoke-free campus as part of the organization's commitment to offer a healthier environment for guests and employees.

State Farm Arena completed a three-phase, $192.5 million transformation – the second-largest arena renovation in the history of the NBA at the time of its completion – prior to reopening its doors in October 2018. The transformed structure contains the third-largest center-hung scoreboard in the NBA, a sensory-inclusive room and is the first NBA venue to offer fan-friendly food pricing, with 12 popular food and beverage items priced at $5 or less. The building also features first-of-its-kind in-venue entertainment options, including Topgolf Swing Suites, the company's first permanent amenity in a major sports arena, Killer Mike's SWAG Shop (a four-chair barbershop overlooking the court) and the signature Delta SKY360° Club which features the Hawks Bar, the NBA's first courtside bar. In June 2019, the venue received LEED Gold Certification from the United States Green Buildings Council.

Since opening its doors in September 1999, the Atlanta landmark has hosted many world-class events, including the 2003 NBA All-Star events, 2004 U.S. Figure Skating Championship, 2018 NCAA Division 1 Men's Basketball Championship South Regional, the first-ever Bud Light Super Bowl Music Fest and world-class performances by artists such as The Rolling Stones, Justin Timberlake, Beyoncé, Paul McCartney and Elton John.

The venue adjoins world news hub CNN Center and sits within yards of the Georgia World Congress Center, Mercedes-Benz Stadium, the Georgia Aquarium, College Football Hall of Fame, World of Coca-Cola and Centennial Olympic Park in the Centennial Park District in downtown Atlanta. With the downtown area boasting a large number of hotel options, State Farm Arena is truly the city's best destination for both sports and live entertainment.

RANKINGS AND ACCOLADES
State Farm Arena has earned numerous industry, media and public accolades for its design, acoustics, amenities and spectrum of events.

State Farm Arena consistently ranks among North America's Top 15 arenas based on attendance by Billboard and Pollstar magazines. In 2016, the venue ranked No. 13 on Pollstar Magazine's year-end list of top arenas. In 2015, Pollstar ranked State Farm Arena as the No. 7 concert and events venue in the United States and the No. 17 venue in the world. For 2014, State Farm Arena ranked as the No. 4 concert and events venue in the United States and the No. 10 venue in the world. The arena ended 2013 as the No. 4 venue in the United States and No. 17 in the world. In 2011, State Farm Arena was ranked as the No. 3 concert and events venue in the United States and No. 12 venue in the world by Pollstar. That same year, State Farm Arena was recognized for its outstanding customer service when it was named by Smart Business Network Inc. as a 2011 World Class Customer Service Award Winner. In 2010, Billboard magazine named the arena the No. 8 concert venue in the United States (No. 10 in North America) in Billboard's Decade-End Top 10 based on ticket sales. For two years in a row (2009 and 2010), Pollstar ranked State Farm Arena the No. 4 venue in the United States.

In 2019, State Farm Arena earned the prestigious anvil as the Sensory Inclusive Venue of the Year from KultureCity. A venue earns the anvil, which symbolizes the possibilities that can be created when powered by belief, hope and love as a foundation for moving the needle for inclusion, by performing an exemplary job of pushing the mission and the awareness of KultureCity. The Arena also earned the 2019 IAVM Venue of Excellence at the annual IAVM Awards. At the Association of Luxury Suite Directors Conference in 2018, State Farm Arena took home the Spotlight Award for Best Premium Club Spaces.

State Farm Arena's video production team has been recognized for excellence with multiple Golden Matrix Awards for video production at the annual IDEA Conferences, including awards in 2002 and 2005 for best overall video display for basketball, in 2014 for best in-game feature and in 2019 for best promotional video

HISTORY
On Aug. 29, 2018, State Farm and the Atlanta Hawks announced a 20-year collaboration, including the placement of the nationally-renowned company's logo and marks atop the best sports and live entertainment venue in Atlanta. State Farm Arena replaced the Omni Coliseum when it was imploded in 1997. The Omni was home to the Hawks beginning with the 1972-73 season.

STATE FARM ARENA SEATING CHART

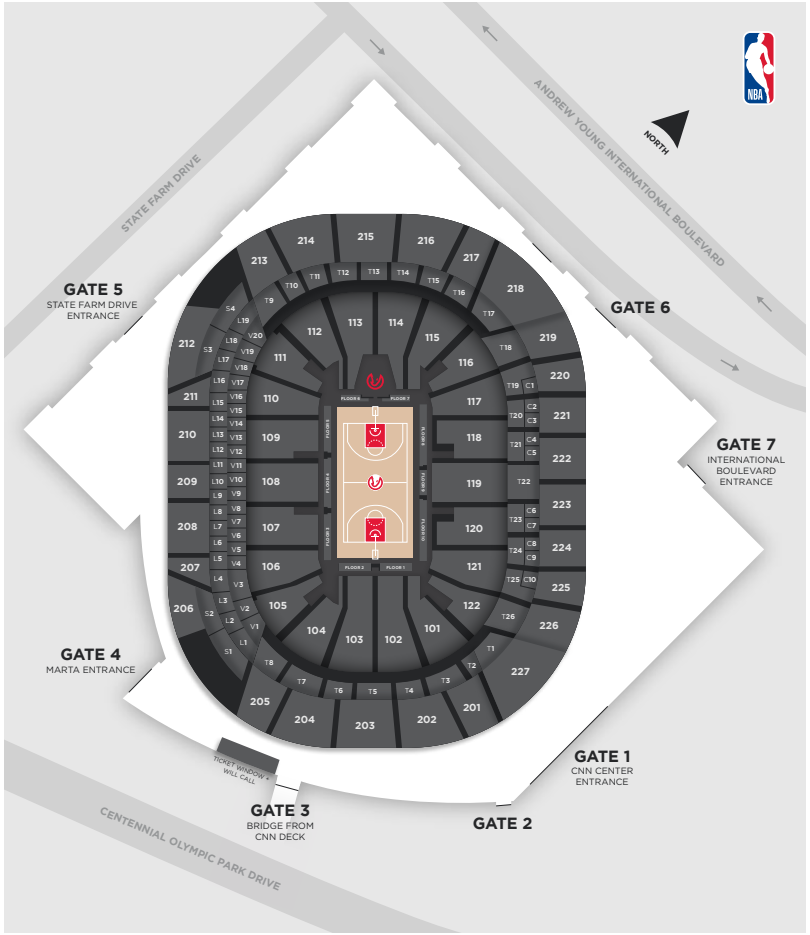

State Farm Arena's sports attendance record of 20,425 was set on May 2, 2008 during the Hawks' thrilling NBA Playoffs win over the Boston Celtics, in game six of their first round series.

More than simply a music venue, State Farm Arena hosts a variety of sports, entertainment and family events annually including Harlem Globetrotters and Disney On Ice. It's a space of connection, access, memories, art and most of all, Atlanta.

CAPACITY AND ACCESSIBILITY
Maximum seating capacity of State Farm Arena (approximate):
16,888 for Basketball

State Farm Arena meets all standards for accessibility by persons with disabilities. Disabled seating areas are accessible by wheelchairs and provide views of the arena floor equal to the sightlines for standing spectators. Visit http://www.statefarmarena.com/events for an up-to-date schedule of events at State Farm Arena.

DIRECTIONS
State Farm Arena is located next to CNN Center, at the intersection of Marietta Street and Centennial Olympic Park Drive.

STATE FARM ARENA SERVICE LEVEL MAP

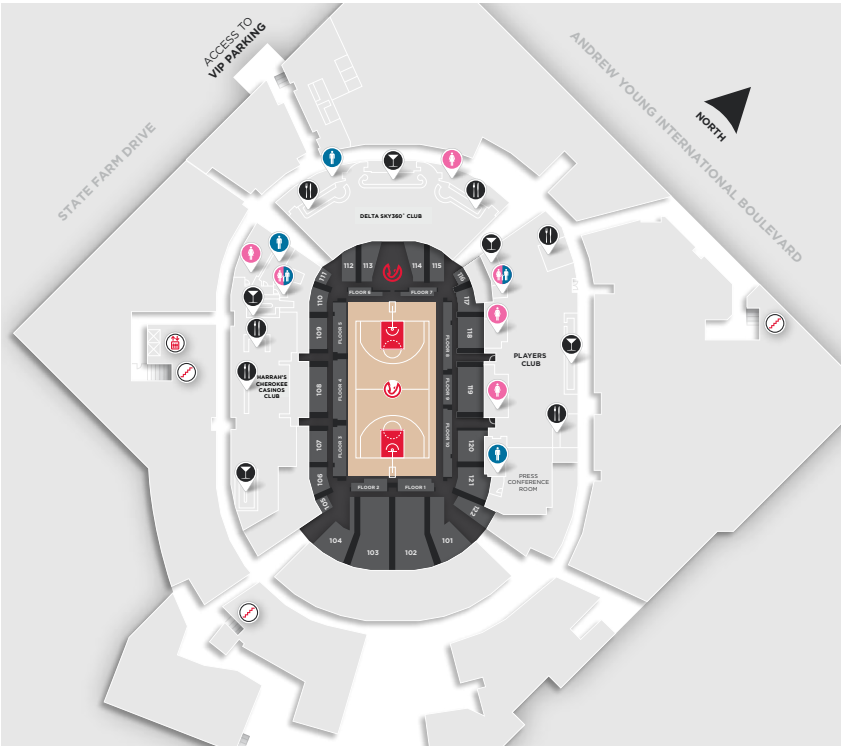

DIRECTIONS TO STATE FARM ARENA:

Going north from the airport on I-75/85, take the World Congress Center/Andrew Young International Blvd. exit. Turn left at the end of the exit onto International. Proceed to Centennial Olympic Park Drive and take a left. At the corner of Marietta Street, take a right. At Baker Street, take a left, cross over the railroad tracks, and follow the signs to Media Parking Lot A. If parking is not available in Lot A, proceed to Ruby Lot (formerly called Lot B) and you will find additional press parking at that location.

RUBY LOT ADDRESS:
100 Baker St. Extension
Atlanta, GA 30303

NBA COURT DIMENSIONS



Hawks.com /Hawks @ATLHawks

STATE FARM ARENA FIRSTS

BELOW OCCURRED IN THE FIRST QUARTER ON 11/4/99:

Winner of the opening jump ball:	Ray Allen (Milwaukee)
First field goal attempt:	Glenn Robinson
First Hawks field goal attempt:	Bimbo Coles
First block:	Robert Traylor
First Hawks block:	Dikembe Mutombo
First rebound:	Jim Jackson
First field goal made:	Ray Allen
First personal foul:	J.R. Reid
First free throw attempt:	Robert Traylor
First free throw made:	Robert Traylor
First free throw missed:	Robert Traylor
First Hawks personal foul:	Jim Jackson
First Hawks points:	Roshown McLeod
First jump shot made:	Ray Allen
First assist:	Sam Cassell
First Hawks field goal:	Roshown McLeod
First Hawks assist:	Alan Henderson
First three-point field goal made:	Ray Allen
First Hawks three-point field goal attempt:	Jim Jackson
First loose ball foul:	J.R. Reid
First dunk:	Tim Thomas
First Hawks dunk:	Isaiah Rider
First goaltending:	Robert Traylor
First steal:	Robert Traylor
First Hawks steal:	Roshown McLeod
First individual turnover:	Sam Cassell
First Hawks turnover:	Jim Jackson
First timeout:	Hawks
First substitution:	Dale Ellis
First Hawks substitution:	Isaiah Rider
First technical foul:	Ervin Johnson
First traveling call:	Robert Traylor

BELOW OCCURRED IN THE SECOND QUARTER ON 11/4/99:

First three-point play:	Lorenzen Wright

BELOW OCCURRED IN THE THIRD QUARTER ON 11/4/99:

First 20-second timeout:	Hawks

BELOW OCCURRED IN THE FOURTH QUARTER ON 11/4/99:

First team to score 100 points:	Milwaukee

OTHER FIRSTS:

First Hawks win:	vs. Chicago (11/6/99)
First Hawks loss:	vs. Milwaukee (11/4/99)
First illegal defense:	Dikembe Mutombo (vs. Charlotte, 11/16/99)
First 24-second violation:	Bimbo Coles (vs. Charlotte, 11/16/99)
First delay of game:	vs. Chicago (11/6/99)
First three-second violation:	Roshown McLeod (vs. Chicago, 11/6/99)

2019-20 ATLANTA HAWKS SCHEDULE

OCTOBER

S	M	T	W	T	F	S
		1	2	3	4	5
6	7 FSSE 7:30 NOP	8	9 FSSE 7:30 ORL	10	11	12
13	14 FSSE 7:30 MIA	15	16 8:00 NYK	17 8:00 CHI	18	19
20	21	22	23	24 FSSE 7:00 DET	25	26 FSSE 7:30 ORL
27	28 FSSE 7:30 PHI	29 FSSE 7:30 MIA	30	31 TNT 7:00 MIA		

NOVEMBER

S	M	T	W	T	F	S
					1	2
3	4	5 FSSE 7:30 SAS	6 FSSE 7:30 CHI	7	8 FSSE 7:30 SAC	9
10 FSSE 9:00 POR	11	12 FSSE 9:00 DEN	13	14 FSSE 9:00 PHX	15	16 FSSE 10:30 LAC
17 FSSE 9:30 LAL	18	19	20 FSSE 7:30 MIL	21	22 FSSE 7:00 DET	23 FSSE 7:30 TOR
24	25 FSSE 7:30 MIN	26	27 FSSE 8:00 MIL	28	29 FSSE 8:00 IND	30 FSSE 8:00 HOU

DECEMBER

S	M	T	W	T	F	S
1	2 FSSE 7:30 GSW	3	4 FSSE 7:30 BKN	5	6	7
8 FSSE 5:00 CHA	9	10 TNT 8:00 MIA	11 FSSE 8:00 CHI	12	13 FSSE 7:30 IND	14
15 FSSE 6:00 LAL	16	17 FSSE 7:30 NYK	18	19 FSSE 7:30 UTA	20	21 FSSE 6:00 BKN
22	23 FSSE 7:00 CLE	24	25	26	27 FSSE 7:30 MIL	28 FSSE 8:00 CHI
29	30 FSSE 7:00 ORL	31				

JANUARY

S	M	T	W	T	F	S
			1	2	3 FSSE 7:00 BOS	4 FSSE 7:30 IND
5	6 FSSE 7:30 DEN	7	8 FSSE 7:30 HOU	9	10 FSSE 7:00 WAS	11
12 FSSE 6:00 BKN	13	14 FSSE 7:30 PHX	15	16	17 FSSE 8:30 SAS	18 FSSE 7:30 DET
19	20 FSSE 2:30 TOR	21	22 FSSE 7:30 LAC	23	24 FSSE 8:00 OKC	25
26 FSSE 6:00 WAS	27	28 FSSE 7:30 TOR	29	30 FSSE 7:30 PHI	31	

FEBRUARY

S	M	T	W	T	F	S
						1 FSSE 8:30 DAL
2	3 FSSE 7:30 BOS	4	5 FSSE 8:00 MIN	6	7 FSSE 7:30 BOS	8
9 FSSE 6:00 NYK	10 FSSE 7:00 ORL	11	12 FSSE 7:00 CLE	13	14	15 ★
16 ★	17	18	19	20 FSSE 7:30 MIA	21	22 FSSE 7:30 DAL
23	24 FSSE 7:00 PHI	25	26 FSSE 7:30 ORL	27	28 FSSE 7:30 BKN	29 FSSE 7:30 POR

MARCH

S	M	T	W	T	F	S
1	2 FSSE 7:30 MEM	3	4	5	6 FSSE 7:00 WAS	7 FSSE 8:00 MEM
8	9 FSSE 7:30 CHA	10	11 FSSE 7:30 NYK	12	13	14 FSSE 7:30 CLE
15	16 FSSE 8:00 NOP	17	18 FSSE 7:30 OKC	19	20 FSSE 7:30 WAS	21 FSSE 7:00 PHI
22	23	24	25 FSSE 10:30 GSW	26 FSSE 10:00 SAC	27	28 FSSE 9:00 UTA
29	30	31 FSSE 7:30 NOP				

APRIL

S	M	T	W	T	F	S
			1	2	3 FSSE 7:30 CHA	4
5 FSSE 1:00 CHA	6	7 FSSE 7:30 DET	8	9	10 FSSE 7:30 TOR	11
12 FSSE 7:00 MIL	13	14	15 FSSE 7:30 CLE	16	17	18

- PRESEASON HOME
- PRESEASON AWAY
- HOME GAME
- AWAY GAME
- ★ ALL-STAR WEEKEND

All games available in HD. All games listed as Eastern Time (ET) and subject to change.

FOX SPORTS SOUTHEAST: FSSE | NBA TV: NBA

The
SHOP
State Farm
ARENA

Hawks
55
Hawks
Hawks
21

TISSOT