Your Home.
Your Car.
Your Team.

Your local State Farm® agent and their team can help protect your home and car like only they know how. Talk to an agent today.

Like a good neighbor, State Farm is there.®

State Farm Mutual Automobile Insurance Company
State Farm Fire and Casualty Company
Bloomington, IL

State Farm®

2020-21 ATLANTA HAWKS MEDIA GUIDE

MEDIA GUIDE
2020-21

State Farm ARENA

CHICKEN + BASKETBALL

Chick-fil-A® Atlanta is a proud partner of the Atlanta Hawks



Chick-fil-A®, Chick-fil-A Stylized®, and The Chick-fil-A Cows® are registered trademarks of CFA Properties, Inc. All trademarks shown are the property of their respective owners.

HAWKS.COM

ATLANTA HAWKS
Ownership 6
Executive Management 7

FRONT OFFICE
Steve Koonin 8
Travis Schlenk 9
Landry Fields 10
Rod Higgins 10
Michelle Leftwich 10
Dan Martinez 11
Derek Pierce 11
Dominique Wilkins 11
Basketball Operations 13
Lloyd Pierce 16
Coaching Staff 17
Basketball Operations 20
Community Development 21

PLAYERS
Hawks Roster 27
Bogdan Bogdanovic 28
Clint Capela 30
John Collins 32
Kris Dunn 34
Bruno Fernando 36
Danilo Gallinari 38
Brandon Goodwin 40
Solomon Hill 42
Kevin Huerter 44
De'Andre Hunter 46
Nathan Knight 48
Skylar Mays 50
Onyeka Okongwu 52
Cam Reddish 54
Rajon Rondo 56
Tony Snell 58

2019-20 REVIEW
Summary 64
Final Statistics 65
High Games 66
Game By Game Results 68
Quarter By Quarter Results 70
Hawks Team Stats 72
Opp. Team Stats 74
Miscellaneous Numbers 76

RECORDS
Hawks Yearly Leaders 82
Hawks Individual Records 90
Hawks Team Records 92
All Time Career Leaders 94
All Time Season Leaders 96

RECORDS CONT.
Ind. Opp. Single Game Records 99
Team Opp. Single Game Records 101
State Farm Arena Records 103
Atl./Opp. Highs & Lows 106
Hawks All-Time Records 107
Opp. All-Time Records 108
NBA Stat Leaders 109
Starting Lineups 110
Sundry Hawks Records 111
The Last Time 112

HISTORY
Yearly W-L Results 114
Hawks Coaching Records 115
Yearly Results 116
1968-19 Transactions 168
1968-19 Offensive Stats 181
1968-19 Defensive Stats 182
1977-19 Attendance 183
Misc. Records 183
Overtime 189
1968-19 Draft Choices 191
All-Time Roster 193
All-Time Uniform Numbers 206
History of the Hawks 207
Retired Numbers 216
Individual Honors 217
Weekly/Monthly Honors 218
Collier Trophy 219

PLAYOFFS
All-Time Playoff Results 222
2020 Playoff Results 225
Hawks Playoff Highs 226
Hawks Individual Records 227
Hawks Team Records 228
Opp. Individual Records 230
Opp. Team Records 231
Yearly Stats 233

NBA
NBA Directory 242
NBA G League Directory 242
College Park Skyhawks 243
Final NBA G League Standings 245
2019 NBA Award Winners 247
Final NBA Standings 248

NBA CONT.
Final NBA Stats 249
2020 NBA Draft 254
Past NBA Champions 255
All-Time Award Winners 256
All-Time NBA Leaders 257

OPPONENTS
Team by Team 262
Hawks All-Time vs. Opp. 291

MEDIA
Media Information 294
Hawks Radio / TV 297

STATE FARM ARENA
General Information 300
Seating Chart 301
Service Level Map 302
Court Dimensions 303
State Farm Arena Firsts 304
2019-20 Hawks Schedule 305

PRODUCTION NOTES

Exec. Editor: Garin Narain
Editor: Jon Steinberg
Asst. Editors: Jelani Downing
Photography: Scott Cunningham
NBAE / Getty Images
Hawks Photo Files
Design: Cliff Lummus

© 2019 Atlanta Hawks. All NBA and team insignia depicted in this publication are the property of NBA Properties, Inc. and the respective teams of the NBA and may not be reproduced for commercial purposes without the prior written consent of NBA Properties, Inc. The information contained in this publication was compiled by the Atlanta Hawks and is provided as a courtesy to our fans and the press and may be used only for personal or editorial purposes. Any commercial use of this information is prohibited without the prior written consent of the Atlanta Hawks.

TABLE OF CONTENTS

2020-21 ATLANTA HAWKS MEDIA GUIDE

STAFF DIRECTORY

Atlanta Hawks
Centennial Tower
101 Marietta St. NW, Suite 1900
Atlanta, Georgia 30303

Administration: (404) 878-3800
Sales: 1-866-715-1500
Administration Fax Number: (404) 878-3836
Media Relations Fax Number: (404) 878-3590

ATLANTA HAWKS

OWNERSHIP

Principal Owner & Chair of the Board of Directors.....Tony Ressler
Vice Chair of the Board.....Grant Hill

EXECUTIVE MANAGEMENT
Chief Executive Officer,
Atlanta Hawks and State Farm Arena.....Steve Koonin
Chief Operating Officer.....Thad Sheely
Senior Vice President of Ticket Sales & Service.....Kyle Brunson
Senior Vice President of
Corporate Partnerships & Premium Sales.....Michael Drake
Executive Vice President of External and Governmental Affairs &
Executive Director, Atlanta Hawks Foundation.....David Lee
Chief People, Diversity & Inclusion Officer.....Camye Mackey
Senior Vice President of Public Relations.....Garin Narain
Executive Vice President &
Chief Marketing Officer.....Melissa Proctor
Executive Vice President &
Chief Revenue Officer.....Andrew Saltzman
Executive Vice President &
General Manager, State Farm Arena.....Brett Stefansson
Executive Vice President &
Chief Legal Officer.....Scott Wilkinson

BASKETBALL OPERATIONS

President of Basketball Operations &
General Manager, Atlanta Hawks.....Travis Schlenk
Assistant General Manager.....Landry Fields
Vice President, Basketball Operations.....Rod Higgins
Vice President, Salary Cap Administration.....Michelle Leftwich
Vice President, Team Operations.....Dan Martinez
Vice President of Player Personnel,.....Derek Pierce
Director, Scouting.....Dotun Akinwale
Director of Player Engagement.....Ericka Hill
Senior Director, Basketball Strategy & Analytics.....Dwight Lutz
Director, Player Personnel.....Mike McNeive
Senior Advisor, Basketball Operations.....Larry Riley
Senior Manager of Basketball Operations.....Daniel Starkman
Director of Player Personnel.....John Treloar
Director, Team Operations.....Zac Walsh
Manager, Basketball Operations.....Nick Ressler
Coordinator, Facility Housekeeping.....Claudell Henderson
Sr. Data Scientist, Basketball Strategy & Analytics.....Maksim Horowitz
Head Video Coordinator.....Dipesh Mistry
Coordinator, Cap Strategy & Administration.....Ryan Silverstein
Assistant, Video Coordinator.....Cameron Baskerville
Assistant Video Coordinator.....Paul Jesperson
Assistant, Video Coordinator.....Steve McClellan
Assistant Equipment Manager.....Tim Wilson
Pro Player Personnel Scout.....Stephen Giles
Advance Scout.....Jim Sleeper
International Scout.....Danko Miholic
Director, Team Security.....Vince Velazquez
Team Security.....Lakea Gaither
Manager, Facility Maintenance.....Marvin Rogers
Coordinator, Facilities.....Claudell Henderson
Assistant, Basketball Operations.....Kira Chumtong
Assistant, Basketball Operations.....Justin Eaddy

HAWKS COACHING STAFF

Head Coach.....Lloyd Pierce
Assistant Coaches.....Nate McMillan
Melvin Hunt
Chris Jent
Marlon Garnett
Matt Hill
Special Assistant to the Head Coach.....Nate Babcock

ATHLETIC PERFORMANCE TEAM

Vice President of Athletic Performance
and Sports Medicine.....Chelsea Lane
Head Athletic Trainer.....Scottie Parker
Head Strength & Conditioning Coach.....Michael Irr
Assistant Athletic Trainer, Strength & Conditioning.....John Dusel
Assistant Athletic Trainer/Physical Therapist.....Justin Howe
Assistant, Athletic Training.....Takahira Uchida
Performance Assistant.....Ty Terrell
Data Scientist, Athletic Performance.....Chris Mast

STAFF: ATLANTA HAWKS, COLLEGE PARK SKYHAWKS, HAWKS TALON GC, STATE FARM ARENA

Joe Abercrombie.....Senior VP of Live Experience & Production
Wesley Acuff.....2K Manager & Coach
Jonathan Adler.....Director, Club & New Membership Sales
Dotun Akinwale.....Director - Scouting
Narcis Alikhani.....Director, Marketing
Micheline Amisi.....Project Manager
Erin Anastasi.....Director - Partnership Development
Marcella Archambault.....Manager - Partnership Activation
Sofi Armenakian.....Director, Operations and Sustainability
Liam Aronoff.....Consultant - Membership Service
Jacob Artis.....Supervisor - Security
Stuart Ascher.....Lead Conversion
Jonathan Babul.....VP - Basketball Development
Samantha Baker.....Assistant, Arena Programming
Melvin Banks.....Coordinator - Mascot
Marc Baron.....Senior System Administrator
Christian Beaudin.....Senior Manager, Corporate Partnerships
Stacey Belding.....Director - Owner and Specialty Services
Rakeem Bess.....Security Officer - Practice Facility
Mikayla Bird.....Coordinator - Ticket Operations
David Bohn.....Coordinator - Corporate Partnerships
Annabelle Bower.....Manager, Arena Marketing
Kadejah Boykins.....Building Security Officer
Dominique Bozeman.....Coordinator, Corporate Partnerships
Mary Breaux.....Legal Services Director
Keith Brennan.....Manager - Premium Sales & Corporate Partnerships
Jordan Brooks.....Coordinator - Partnership Marketing
Ben Brown.....Director - Suite Sales & Service
Tyler Brummett.....Consultant - Membership
Kyle Brunson.....SVP - Ticket Sales & Service
Wayne Bryant.....Coordinator - Sr / Digital Marketing
Theron Buchanan.....Specialist - IT Support
Joseph Buda.....Consultant - Sr/Membership Service
Matt Bunting.....Sernior VP of Content, Production & Experience
Julian Burnett.....Building Security Officer FT
Brandi Burton.....Sr. Director - Event Strategy & Experience
Anthony Burts.....Lead Conversion
Nikia Bynum-Whitaker.....Director - Event Strategy & Experience
Eugene Byrd.....Manager - Safety & Security
Robert Calia.....Manager - Sr/Event Production
Que Campbell.....Lead, Conversion
Markie Campbell.....Manager - Revenue Operations
Gilda Carlysle.....Director - Ticket Operations
Matthew Carrillo.....Manager - Ticket Sales

STAFF DIRECTORY

Devan Carter.....Manager, Retail Design & eCommerce
Andrea Carter.....VP - Corporate Social Responsibility
Tylyn Castellanos.....Sr. Manager, Guest Experience Strategy
Jen Choi.....Director - Innovation Lab
Rita Cobb.....Director - Arena Programming
Malik Cochran.....Coordinator - Building Operations
Haley Coleman.....Coordinator, Skyhawks/Talon Partnership Activation
Shina Coley.....Accounting Manager
Ryan Coller.....Sr. Consultant - Group Experiences
David Collier.....Manager - IPTV
Kyle Conway.....Coordinator - Conversion Operations
Ty Conyers.....G League Manager - Basketball Operations
Brandon Coogler.....Account Executive, College Park Skyhawks
Caren Cook.....Deputy General Counsel, Legal and Business Affairs
Latasia Crawford.....Building Security Officer
Estilita Crumbley.....Specialist - Marketing and Brand Communications
Shantell Daniel.....Specialist, Guest Experience Operations
Nick Darby.....Manager, Guest Engagement
Myers Dean.....Manager - Sr/New Membership Sales
Claudia DeCasseres.....Coordinator - Sr/Suite Service
Lovett Dent.....Security Officer - Practice Facility
Erica Desrosiers.....Senior Financial Analyst
Megan Diemert.....Fixed Assets Coordinator
Madi Dolan.....Coordinator, Marketing
Jelani Downing.....Manager - Hawks Public Relations
Robert Dozier.....Assistant - Community Basketball Programs
Michael Drake.....SVP - Corporate Partnerships & Premium Sales
Emily Drexler.....Director - Security
Scott Dumais.....Director, Retail Operations
Samuel Dunn.....Lead General Maintenance
Katie DuPre'.....Coordinator - Marketing Integration and Operations
John Dusel.....Assistant Strength & Conditioning Coach
Walker Eaton.....Manager - Premium Sales & Corporate Partnerships
David Elgin.....VP - Analytics
Wes Ellison.....HVAC I
Jermeka Evans.....Building Security Officer
Jen Faires.....Director, Partnership Activation - Beverage Partnerships
Trey Feazell.....Executive VP, Arena Programming
Gregg Felks.....HVAC III
Annie Finberg.....Sr. Coordinator - Digital Content
Zachary Fletcher.....Digital Content Producer/Editor
Lauren Foster.....Consultant - Membership Service
Drew Frank.....Manager, Game Operations
Donni Frazier.....Director - Entertainment
Chelsea Gandy Cromer.....Manager, Premium Club Seats
David Garcia.....Senior Vice President, Experience & Innovation
Cory Garneau.....Manager - Membership Service
Kelly German.....Head Athletic Trainer - College Park Skyhawks
Bryan Gibson.....Assistant - School Programs
Stephen Giles.....Pro Personnel Scout
Evan Gilles.....Manager - Premium Sales & Corporate Partnerships
Noel Gillespie.....G League Head Coach
Kevin Gober.....Sr. Director, Arena Employee Experience and L&D
Jeffrey Goddard.....Manager - Building Operations
Luke Gomez.....Graphic Designer
Mitch Goodenough.....Electrician II
Deirdre Gordon.....Manager - Safety & Security
Charles Gore.....Director - Sr/Information Tech
Brian Graham.....Manager - Events
Brian Graham.....Director, Ticket Sales Operations
Bryonna Graham.....Consultant - Membership
Fedra Grogan.....Building Security Officer
Sasha Gwin.....Manager, Arena Programming
Jon Halseth.....Manager - IT
Brad Hamacher.....Director - Sr/Membership Services
Emily Hanover.....Sr. Consultant - Group Exp. & Jr. Hawks Programs
Mike Harney.....Technical Services Lead
Christopher Harp.....Lead Conversion
Michael Harris.....Locksmith
Beck Hartmann.....Director - Analytics & CRM
Stefanie Heard.....Security Lead - Practice Facility
Karl Henderson.....Lead Conversion
Natalie Hendricks.....Sr. Manager - Content & Production
Andre Hickman.....Director, Live Programming
Joan Hicks.....Coordinator - Sr/Box Office
Rod Higgins.....VP - Basketball Operations
Matthew Hill.....Coordinator - Fan Experience & Events

Ericka Hill.....Director - Player Engagement
Marie Hill.....Supervisor - Security
Trey Hinton.....Consultant - Membership
Chris Holdsworth.....Vice President - Program Management
Steve Holman.....Announcer - HK Radio/CI Anst
Katie Honigford.....Manager - Premium Sales & Corporate Partnerships
Dolwhin Hooks.....HVAC II
Chase Hudson.....Manager - Group Sales
Michael Hughes.....Coordinator - Human Resources
Andrea Humpherys.....Coordinator - Sr/Event Strategy & Experience
Taylor Humphrey.....Consultant - Group Experiences
Albert Hunter.....Building Security Officer
Dustin Inouye.....Coordinator - Ticket Operations
Kiy Jackson.....Vice President, People and Culture
Christopher Jacobs.....Director, Hawks Basketball Academy
Jakub Jaroszewicz.....Manager - Sr/Ticket Operations
Clinton Jenkins.....Accountant - Senior
Bennie Jenkins.....Building Security Officer
Blake Johnson.....Coordinator/Sr - Community Basketball Programs
Katrina Johnson.....Manager - Corporate Partnerships
Alexander Johnson.....Consultant - Membership Service
Lester Jones.....VP - Financial Planning & Analysis
Erika Joseph.....Sr. Coordinator - Digital Marketing
Christopher Kay.....Consultant - Sr/Membership Service
Joe Kennedy.....Assistant General Counsel, Legal and Business Affairs
Yaseen Khan.....G League Strength & Conditioning Coach
Jennifer Kinsey.....Manager - Premium Seats and Ticket Operations
Drew Klaer.....Manager - Sales and Financial Reporting
David Konerman.....Consultant - Membership Service
Janice Koon.....Vice President, G League and 2K Operations
Paul Kvidt.....Manager - Sr/Ticket Operations
Philip Kvidt.....Manager - Sr/Ticket Operations
Aaron Lane.....Director - Digital and New Media
Kate Lanier.....Coordinator - Sr / Marketing Integration and Operations
Natasha Larry.....Sr. Consultant - Group Experiences
Shennor Lawson.....HVAC II
Rob Laycock.....Senior Vice President, Marketing
Michelle Leftwich.....VP - Salary Cap Administration
Betty Lesaine.....Building Security Officer
Orlando Lewis.....Consultant - Membership
Caesar Lopez.....Electrician I
Jordan Lorino.....Coordinator - Ticket Sales
Anthony Lovett.....Lead Conversion
Cliff Lummus.....Senior Graphic Designer
Dwight Lutz.....Director - Basketball Strategy and Analytics
Dajanae Lyles.....Coordinator - AP/AR
Seneca Mallory.....Electrician II
Therian Manly-Williams.....G League Assistant Coach
Natalie Martinez.....Coordinator - Sr / Mktg. Integration and Operations
Emily McArthur.....Coordinator - Ticket Operations
Matthew McClain.....Director, Event Operations
Lauren McCullough.....Executive Assistant - Arena Operations
Michael Mclendon.....Manager - Corporate Partnerships
Alicia McNease.....Manager - Brand Communications
Brett McNeill.....Coordinator, Events & Game Activations
Tori Miller.....General Manager - Skyhawks
Jacob Miller.....Consultant - Membership Service
Aman Milner.....Sr. Manager - Partnership Activation
William Mitchell.....HVAC III
Eric Morgan.....Manager - Event Operations
Kay Mosley.....Painter I
Danny Muhanna.....Consultant - Membership
Alexander Myrick.....Consultant - Group Membership
Aemoni Nelson.....Manager - Products & Associate Buyer
Tony Nichols.....Uniform Manager
David Nuckolls.....Consultant - Membership
Silenia Nunez.....Receptionist - Office Asst
Brittany Obi-Tabot.....Consultant - Group Experiences
Joe Oliver.....Analytics Assistant
Tonya ONeal.....Safety & Security Specialist
Emily Onorato.....Coordinator, Partnership Activation
Chris Ottersen.....Manager - Sr/Financial Planning & Analysis
Zeno Padinjattekara.....Motion Graphics Designer - Fan Experience
Scott Parker.....Head Athletic Trainer
Rusty Parker.....Director - Research & Insights
James Parrish.....Building Security Officer
Arpan Patel.....Manager - Sr/Ticket Sales Operations

ATLANTA HAWKS

STAFF DIRECTORY

Mark Patterson ..... Building Security Officer FT
Daniel Pattillo ..... Audio Visual Manager
Veronica Paul.....Entertainment Coordinator, CP Skyhawks & Atl Hawks
Curtis Phelps ..... Painter II
Rowen Phillips ..... Supervisor - Security
Amy Phuong ..... VP - Government Relations
Eric Platte .....VP - Ticket Sales
Emily Powell .....Manager - Corp Partner Activat
Mo Preston ..... Building Security Officer
Leah Price ..... Accounts Payable and Receivable Lead
Bob Rathbun..... TV Announcer
Emily Ratke ..... Consultant - Group Membership
Fredrick Ravenell ..... Director - Guest Experience Operations
Deirdre Ray..... Manager - Payroll
Latoya Reeves.....Manager, Arena Employee Experience
Daniel Reimer.....Parking Security Specialist
Jordan Reticker .....Analyst - Business
Rodney Richardson..... Sr. Manager - Conversion
Renaldo Richardson..... Building Security Officer
Andrea Rivera.....Director - Office Services
Andy Roberts..... Lead Electrician
Marvin Rogers .....Manager - Facility Maintenance
Talvin Rome.....Security Officer - Practice Facility
Rebecca Rosenberg.....Vice President, Controller
William Ross.....Security Officer - Practice Facility
Justin Rypel.....Consultant - Group Experiences
KK Salmonsen .....Sr. Manager, Brand Experience and Activation
Stanley Savage.....Director - Parking and Traffic Management
Letitia Scott ..... Reception/Office Services Assistant
Ruje Seaman .....Manager, Premium Club Seats
Gianna Seeney..... Project Coordinator
Amy Serino..... Senior Vice President, Brand Merchandising
Matt Shafer .....Manager - Sr/ Video Integration
Erika Shaw ..... Consultant - Sr/Premium Membership Service
Karimah Shepherd..... Consultant - Membership
Melissa Silberman ..... Director, Partnership Activation
Ryan Silverstein.....Coordinator - Basketball Operations, Skyhawks
Renee Smith.....Manager - Partnership Activation
Janet Smith ..... VP, Brand Communications
Anne Smith.....Senior Executive Assistant to the CEO
Kaitlyn Smith .....LED Programming Coordinator
Frederick Sowemimo.....Staff Accountant - Box Office
Angela Spence.....Director, Sales – Hawks & CPSH
Stuart Spiers..... Consultant - Membership
Rachael Starr.....Manager, Ticket Sales
Daniel Stegall ..... Consultant - Premium Membership Service
Jon Steinberg .....Director - Sr/HK Media
William Stephens..... Director - Premium & Suite Services
Ta'Shae Sterling .....Coordinator, Guest Engagement
Geoffrey Stiles .....Senior Vice President, Facilities and Events
Cedric Stimphil ..... People Technology Manager & Operations Partner
Max Strauss .....Sr. Specialist, Brand Communications
Terry Strickland ..... Painter II
Ty Terrell..... Performance Assistant
Novella Terry..... Building Security Officer
Wilbert Thomas.....Event Security Specialist
Roni Thompson..... Consultant - Premium Membership Service
Hal Tift..... Sr. Manager - Digital Marketing
John Treloar..... Director - Player Personnel
Caitlyn Tu.....Manager, Premium Club Seats
Earlyn Turner .....Accountant - Staff
George Turner..... Senior Vice President, Safety & Security
Mfon Udofia..... G League Assistant Coach
William Utley.....Lead HVAC
Robert Vine .....Plumber
Anthony Walls.....Plumber
Raven Ward ..... Account Executive, College Park Skyhawks
Travis Watkins .....Manager - Ticket Operations
Amanda Watson..... Coordinator - Events
Henry Watson .....BMT II
Andre Watson .....Manager - Safety & Security
Marcus Wasdin ..... Chirf Information Officer
Nigel West ..... Building Security Officer
James Westbrooks ..... Building Security Officer
Tim Whang ..... Director - Sr/Partnership Marketing
Brandon Whitaker..... Coordinator - Accounts Payable

Matthew Wilkes .....BMT II
Dominique Wilkins .....VP - Basketball
Tanisha Wilkins..... Coordinator - External Affairs
Maria Williams.....Creative Traffic Coordinator
Shelden Williams ..... G League Assistant Coach
Stephen Willmann.....Director - Engineering
Timothy Wilson .....Assistant Manager - Equipment
Danny Womack..... Building Security Officer
Julia Wu .....Manager - Sr/Payroll & Benefits
Leo Yerashunas.....Manager - Sr/Corporate Partnerships
Jennifer Young.. Vice President, Partnership Strategy and Development
Steven Zagoria ..... Specialist, Guest Experience Operations
Shirley Zhang .....VP, Brand Creative

STAFF DIRECTORY

Hawks.com /Hawks @ATLHawks



FRONT OFFICE

11 TRAE YOUNG

TONY RESSLER - PRINCIPAL OWNER & GOVERNOR OF THE BOARD OF DIRECTORS



Tony Ressler led the group that acquired the Atlanta Hawks in June 2015, and he now serves as Principal Owner and Governor. He also serves as a Senior Advisor to the Hawks Foundation, and in October 2020, he was named as one of eight inaugural members of the NBA Foundation.

Ressler is Co-Founder and Executive Chairman of Ares Management Corporation, a publicly traded, leading global alternative asset management firm with assets under management of approximately $179 billion as of September 30, 2020. Ares operates investment groups that invest in credit, private equity, real estate and strategic initiatives. Ares has more than 1,400 employees with offices in Atlanta in addition to its headquarters in Los Angeles and 23 other offices across the North America, Europe, and Asia Pacific.

In Atlanta, the Hawks Foundation, along with the Ressler Gertz Family Foundation, continues to make a meaningful impact on the community. Among the programs that Ressler and the Hawks are directly involved in are efforts to enhance K-12 education, black economic empowerment, and the Hawks' longstanding program of building bridges through basketball. Most recently, the Ressler Gertz Family Foundation committed to a multi-year, multi-million-dollar grant to the Russell Center for Innovation and Entrepreneurship—the largest center in the U.S. providing business plan development, mentoring, access to markets and capital and networking opportunities to Black entrepreneurs.

In the not-for-profit sector, Ressler serves as Co-Chair of the Board of Trustees of the Los Angeles County Museum of Art (LACMA), a member of the Board of Directors of the Cedars-Sinai Medical Center, and one of the founding members of the Board and Finance Co-Chair of the Painted Turtle Camp (affiliated with Paul Newman's Hole in the Wall Association), which provide camping opportunities for children affected by chronic and life-threatening illnesses and their families. He was previously a member of the Board of Trustees of Georgetown University.

In the public education sector, Ressler is a Founder of the Alliance for College Ready Public Schools. Since 2004, the Alliance has grown to 28 free, public middle and high schools serving approximately 13,000 students from the poorest communities with historically underperforming schools within the Los Angeles Unified School District resulting in 95% of its graduates being accepted to college.

Ressler received his B.S.F.S. from Georgetown University's School of Foreign Service and received his MBA from Columbia University's Graduate School of Business.

Tony and his wife, actress Jami Gertz, have three sons—Oliver, Nicholas, and Theo.

State Farm ARENA

EXECUTIVE MANAGEMENT



STEVE KOONIN
CHIEF EXECUTIVE OFFICER



THAD SHEELY
CHIEF OPERATING OFFICER



KYLE BRUNSON
SENIOR VICE PRESIDENT OF TICKET SALES AND SERVICE



MICHAEL DRAKE
SENIOR VICE PRESIDENT OF CORPORATE PARTNERSHIPS & PREMIUM SALES



DAVID LEE
EXECUTIVE VICE PRESIDENT, EXTERNAL AND GOVERNMENTAL AFFAIRS & EXECUTIVE DIRECTOR, ATLANTA HAWKS FOUNDATION



CAMYE MACKEY
CHIEF PEOPLE, DIVERSITY & INCLUSION OFFICER



GARIN NARAIN
SENIOR VICE PRESIDENT OF PUBLIC RELATIONS



MELISSA PROCTOR
EXECUTIVE VICE PRESIDENT AND CHIEF MARKETING OFFICER



ANDREW SALTZMAN
EXECUTIVE VICE PRESIDENT AND CHIEF REVENUE OFFICER



BRETT STEFANSSON
EXECUTIVE VICE PRESIDENT AND GENERAL MANAGER, STATE FARM ARENA



SCOTT WILKINSON
EXECUTIVE VICE PRESIDENT AND CHIEF LEGAL OFFICER

HAWKS MANAGEMENT

STEVE KOONIN - CHIEF EXECUTIVE OFFICER, ATLANTA HAWKS & STATE FARM ARENA



As a life-long Atlantan who has led three brands synonymous with the city, Steve Koonin was named CEO of the Atlanta Hawks & State Farm Arena in April 2014. In his role, Koonin oversees all business, financial and strategic operations. In August, Koonin was presented the Lifetime Achievement Award from the Atlanta Sports Council.

Under Koonin's leadership, the Hawks have transformed their brand, building and presence in Atlanta. The recently renovated State Farm Arena has been ranked first in the NBA for "Overall Game Experience" as well as being named by Pollstar as the "Best New Concert Venue in the United States". Additionally, during Koonin's tenure, the Atlanta Hawks have used innovation and strategic partnerships to "Build Bridges through Basketball" and reimagine the Atlanta Hawks Foundation, which has forged authentic and meaningful relationships with Atlanta communities and provided for the underserved in their greatest times of need. He provided the vision and has spearheaded the transformation of the award-winning State Farm Arena to become Georgia's largest-ever polling location, becoming the first team in professional sports to convert their venue into a polling precinct for the 2020 General Election. Additionally, during the COVID-19 pandemic, Koonin led the organization through a partnership with Goodr, Inc. which provided more than 277,000 meals to Metro Atlantans.

In 2015, the Hawks also fulfilled their pledge to build 25 state-of-the-art basketball courts in five years in disadvantaged communities. By the end of 2019, the Hawks created 28 courts which provided more than 250,000 area youth access to the sport of basketball in a safe and fun way.

The team has continued to grow their fanbase and appeal to the next generation of Hawks fans. The Hawks became the first franchise in the city to own an esports team, entering the NBA 2K League with Hawks Talon GC in 2018 and in 2019 the College Park Skyhawks, an NBA G League franchise, made their debut, playing their games on the southside of Atlanta at the Gateway Center @ College Park.

Koonin, a longtime entertainment and marketing veteran, joined the Hawks after spending the previous 14 years with Turner Entertainment Networks, most recently serving as the division's president. Prior to his stint at Turner, Koonin helmed the marketing and worldwide advertising operations at The Coca-Cola Company, where he spent over a decade.

Koonin is a longtime entertainment and marketing veteran with marquee brands headquartered in Atlanta. Prior to joining the Hawks, Koonin spent 14 years with Turner Entertainment Networks and helmed the marketing and worldwide advertising operations at The Coca-Cola Company, where he spent over a decade. A lifelong resident of Atlanta, Koonin serves as the Chairman of the Board for the Georgia Aquarium, is on the boards of Rubicon and the Fox Theatre and is an Executive Committee Member of the Metro Atlanta Chamber of Commerce.

Among his many accomplishments, Koonin is a former recipient of SportsBusiness Journal Sports Executive of the Year, and has been named one of: The 100 Most Influential Atlantans by Atlanta Business Chronicle; Atlanta Magazine's Most Powerful People Shaping Atlanta; Entertainment Weekly's Smartest People in Television; and was selected for The Power List by TV Guide.

HAWKS MANAGEMENT

TRAVIS SCHLENK - PRESIDENT OF BASKETBALL OPERATIONS AND GENERAL MANAGER



As the Hawks' President of Basketball Operations and General Manager, Travis Schlenk oversees Atlanta's Basketball Operations department. He originally joined the franchise as General Manager and Head of Basketball Operations on May 25, 2017 before being elevated to his current position on August 19, 2019.

Since his arrival in Atlanta, Schlenk has worked to reshape the team's roster which now includes a young core of first round selections from his four drafts at the helm, led by Trae Young (fifth overall pick in 2018 and Eastern Conference All-Star starter in 2020), John Collins (drafted 19th overall in 2017 and Second Team All-Rookie in 2017-18), Kevin Huerter (19th pick in 2018 and Second Team All-Rookie in 2018-19), De'Andre Hunter (fourth overall pick in 2019), Cam Reddish (drafted by Atlanta at No. 10 in 2019) and Onyeka Okongwu (sixth overall selection in 2020).

Beginning at the 2020 trade deadline, Schlenk focused on bolstering the young roster with a group of talented and proven veterans. In February, 2020, Atlanta acquired young veteran center Clint Capela from Houston. To continue Atlanta's transformation, in November, 2020, Atlanta landed Bogdan Bogdanovic (via restricted free agency) and Danilo Gallinari (via sign-and-trade) along with unrestricted free agent signees Rajon Rondo, Kris Dunn and Solomon Hill.

In May of 2018, Schlenk tabbed Philadelphia 76ers Assistant Coach Lloyd Pierce to help lead and develop the team's youthful roster.

Schlenk, a veteran of more than 20 years in the NBA, joined the Hawks after 13 seasons with the Golden State Warriors, including the final six as Assistant General Manager, where he assisted two-time NBA Executive of the Year Bob Myers in the management of all day-to-day basketball operations activities. He was previously the Warriors' Director of Player Personnel for two years after five seasons as an assistant coach and video scout.

During Schlenk's time as part of Golden State's basketball leadership, the Warriors hired 2016 NBA Coach of the Year Steve Kerr as head coach, drafted two-time NBA Most Valuable Player Stephen Curry, two-time All-NBA selection Klay Thompson, three-time All-Defensive First Team pick and 2017 NBA Defensive Player of the Year Draymond Green and Harrison Barnes; acquired 2015 Finals MVP Andre Iguodala and Andrew Bogut via trade; and signed 2014 NBA MVP and 2017 and 2018 NBA Finals MVP Kevin Durant and Shaun Livingston.

Over his stint at Golden State, the Warriors reached three consecutive NBA Finals and won the championship in 2015 and 2017. Golden State compiled a record of 207-39 (.841) over that span, the best three-year run in NBA history, also becoming the first club to win 65-or-more games in three consecutive seasons.

He was a video coordinator for the Miami Heat from 1999-04 (where he worked alongside Hall-of-Famer Pat Riley, Stan Van Gundy and Erik Spoelstra), Director of Basketball Operations at the University of Georgia in 1998-99 and part of the Orlando Magic's basketball operations staff in 1997-98, where he worked under Hall-of-Famer Chuck Daly.

Schlenk earned a Bachelor of Science degree in Health Management & Human Ecology from Bethel College in North Newton, Kansas, where he also played basketball. He owns a Masters of Education with an emphasis in Sports Administration from Wichita State University.

A native of Selden, Kansas, Schlenk and his wife, Sarah, have two daughters, Morgan and Charlotte, and a son, Will.

BASKETBALL OPERATIONS

LANDRY FIELDS - ASSISTANT GENERAL MANAGER



Named Assistant General Manager on October 2, 2020, Landry Fields is in his first season with the Hawks. He works in all areas of Basketball Operations with a specific focus on player relations, scouting and strategic planning.

Fields joined the Hawks after four seasons with the San Antonio Spurs. He was most recently General Manager of the Austin Spurs, San Antonio's G League franchise, after working three seasons as a College Scout.

The 39th overall pick in the 2010 NBA Draft, he played in 255 games over five seasons with New York and Toronto, averaging 6.8 points, 4.3 rebounds and 1.6 assists in 23.6 minutes. He was named All-Rookie First Team in 2011 and participated in the Rising Stars Challenge during All-Star Weekend in his first two seasons.

Fields played four years at Stanford University, where he earned a degree in Communications. As a senior, he led the Pac-10 Conference in scoring (22.0) and rebounding (8.8) while earning USBWA All-District IX Team and First-Team NABC Division I All-District 20 honors in addition to being named the Pac-10 Scholar Athlete of the Year.

The Native of Long Beach, CA, Fields and his wife Elaine have two sons, JJ and Kai.

ROD HIGGINS - VICE PRESIDENT OF BASKETBALL OPERATIONS



In his fourth season with the Hawks and third as Vice President of Basketball Operations is veteran NBA executive, coach and player Rod Higgins.

Higgins was an Assistant Coach in Golden State from 1994-2000 before joining the Washington Wizards as Assistant General Manager. He returned to the Warriors as General Manager, then spent 2007-14 with the Charlotte Bobcats, finishing as President of Basketball Operations.

He played 13 NBA seasons with Chicago, Seattle, San Antonio, New Jersey, Golden State, Sacramento and Cleveland before retiring in 1994. Higgins was selected by the Bulls in the second round (31st overall) of the 1982 NBA Draft.

As a collegian, Higgins played four years at Fresno State University (1978-82), where he led the Bulldogs in scoring in each of his last three seasons and guided the team to two PCAA Championships. A First Team All-Conference selection as both a junior and senior, he earned Honorable Mention All-America honors from both the Associated Press and The Sporting News as a senior.

He and his wife, Concetta, have two sons, Rick and Cory. Rick is an Associate Coach/Player Development with the Orlando Magic, while Cory plays for FC Barcelona in Spain.

MICHELLE LEFTWICH - VICE PRESIDENT, SALARY CAP ADMINISTRATION



Michelle Leftwich is in her fourth season as the Hawks' Vice President of Salary Cap Administration. She assists and advises General Manager Travis Schlenk with all aspects of the NBA's salary cap and league rules, as well as player contract planning matters.

Leftwich joined the Hawks following 21 years at the NBA, including the final 10 as Vice President and Assistant General Counsel, where she worked with Rick Buchanan, the NBA's General Counsel, and Dan Rube, the league's Deputy General Counsel, on a variety of legal matters. Her broad duties at the NBA involved salary cap and player contract matters, collective bargaining with the players' union, player trade approvals and operation of the CBA's escrow and tax system.

Prior to joining the NBA in 1996, Leftwich worked for the New York law firm formerly known as Paul, Hastings, Janofsky & Walker. A native of Buffalo, NY, she received her Bachelors of Science degree in Accounting from Canisius College and her Juris Doctor from New York University School of Law.

BASKETBALL OPERATIONS

DAN MARTINEZ - VICE PRESIDENT OF TEAM OPERATIONS



In his 21st NBA season and fourth with the Hawks, Dan Martinez is Atlanta's Vice President of Team Operations. In this role, he works closely with all facets of the basketball operations department while overseeing both long-term and day-to-day aspects of the team's operations. Additionally, he serves as the primary liaison between the basketball and business sides of the Hawks organization.

Prior to joining the Hawks in 2017 as Senior Director of Team Operations, Martinez spent 17 seasons with the Golden State Warriors, where he most recently served as Senior Director of Public Relations. He began his career in professional sports with the San Francisco Giants, where he worked in media relations for four seasons.

A native of Petaluma, CA, Martinez graduated from the University of California, Davis. He and his wife, Corrine, have two sons, Dustin and Oliver.

DEREK PIERCE - VICE PRESIDENT OF PLAYER PERSONNEL



Derek Pierce is in his fourth season with the Hawks and second as Vice President of Player Personnel. He served as General Manager of the College Park Skyhawks, the team's G League affiliate, from 2018-20.

Before Pierce's time with Atlanta, he spent eight seasons with the Minnesota Timberwolves, serving as an advance, college and NBA personnel scout. Prior to working for the Timberwolves, Pierce spent three seasons as an advance scout for the Washington Wizards and two seasons as an advance scout for the Golden State Warriors. He also served as the Indiana Pacers' video coordinator for five seasons.

A native of Traverse City, MI, Pierce and his wife, Madeline, have two daughters, Alexandra and Helena. He holds a Bachelor's Degree in Finance from Michigan State and a Master's in Sports Administration from Florida State.

DOMINIQUE WILKINS - VICE PRESIDENT OF BASKETBALL AND SPECIAL ADVISOR TO THE CEO



The most celebrated player to ever put on a Hawks uniform and represented in front of State Farm Arena by an 18,500-pound bronze statue erected in March, 2015, Hall-of-Famer Dominique Wilkins is the Hawks' Vice President of Basketball and Special Advisor to the CEO. Wilkins works in various management functions within the organization's basketball and business areas, and as the team's analyst for the Hawks broadcasts on FOX Sports Southeast.

Wilkins is responsible for advising the senior management team on basketball-related issues and working as a strong voice in the community. The 6-8 forward, who concluded his NBA career with 26,668 points, is the 13th all-time leading scorer in league history and his 24.8 career scoring average is 14th on the all-time charts. Wilkins' 23,292 points with the Hawks are the franchise's best, and he ranks second in team history in steals (1,245), fourth in rebounds (6,119), seventh in blocked shots (588) and eighth in assists (2,321). One of league's true marquee players, his outstanding contributions on the court were recognized by the organization in January 2001 when he became the third player in club history to have his uniform number (No. 21) retired, joining Hawks legends Bob Pettit and Lou Hudson.

ENSHRINED 2006

Familiar to area sports fans from his collegiate days at the University of Georgia, Wilkins entered the 1982 NBA Draft after his junior season with the Bulldogs. He ended his Georgia career as the school's all-time scoring leader with averages of 21.6 points to go along with his 7.5 rebounds. A three-time All-SEC performer who also took home the Most Valuable Player award from the 1981 Southeastern Conference tournament, he was selected with the third overall pick in the first round by the Utah Jazz.

Hawks officials valued his talents enough to send two players (John Drew and Freeman Williams) and cash to the Utah Jazz on September 2, 1982 for his draft rights, and Atlanta had its first superstar since Pete Maravich.

Instrumental in the team's success in the mid-to-late '80s, Wilkins electrified Atlanta sports fans as the club recorded 50-win seasons four straight times from 1985-86 to 1988-89.

BASKETBALL OPERATIONS

DOMINIQUE WILKINS, CONT.

He averaged 29.1 points over that period, and in the 1988 All-Star Game he ripped the nets for 29 points in 30 minutes of action.

Wilkins led the Hawks to the playoffs in eight of his 12 seasons with the Hawks. His finest hour came during the 1988 postseason when Atlanta narrowly missed reaching the Eastern Conference Finals, as the Boston Celtics eked out a two-point victory in Game 7 of the conference semifinals. Wilkins averaged 31.2 points in 12 playoff contests that year, and having participated in 10 years of playoff competition, scored 25.4 points per game.

After missing only 18 of a possible 738 regular season games his first nine years, Wilkins suffered a season-ending tear of his Achilles tendon midway through the 1991-92 season. Wilkins responded the next season by scoring 29.9 points per game to finish second to Michael Jordan for the league scoring title.

He was a member of the NBA All-Rookie Team in 1983 and was named to seven All-NBA teams, nine consecutive all-star squads and was a two-time winner of the NBA Slam Dunk Championship (1985 and 1990).

On November 6, 1992 against the New York Knicks, Wilkins became the-then 17th player in league history to join the 20,000-point club, and later that season (February 2, 1993 against Seattle), he supplanted Pettit as the franchise's all-time leading scorer. His stellar career in Atlanta came to an end on February 24, 1994 when he was traded to the Los Angeles Clippers. At the conclusion of the year, Wilkins decided to test the free agent market and signed with the Boston Celtics.

Wilkins joined Panathinaikos Athens of the Greek League the following season (1995-96). He was named MVP of the European Final Four after averaging 20.9 points and 7.0 rebounds and leading the team to the European Men's Championship.

Seeking a return to the States, Wilkins signed a free agent contract with San Antonio and provided more than the Spurs possibly imagined, leading the team in scoring (18.2 ppg) while grabbing 6.4 rebounds.

He returned overseas for the 1997-98 campaign, signing with Italy's Teamsystem before rejoining the NBA for his final professional season (1998-99), as Wilkins saw action in 27 games for the Orlando Magic.

Extremely active with local and national charity endeavors, Wilkins has done work with the Juvenile Diabetes Research Foundation, Cystic Fibrosis Foundation, Special Olympics, Muscular Dystrophy Association and American Lung Association. Wilkins is a board member for KultureCity, the nation's leading nonprofit on sensory accessibility and acceptance for those with invisible disabilities.

In 2010, Wilkins was honored by the Georgia State Legislature as they presented a State Resolution naming him the Diabetes Ambassador for the state of Georgia.

Wilkins, 60, was born on January 12, 1960 in Paris, France. He joined basketball's immortals with his entry into the Naismith Memorial Basketball Hall of Fame on September 8, 2006, was inducted into the Georgia Sports Hall of Fame on April 3, 2004, the Atlanta Sports Hall of Fame's inaugural class on June 10, 2005 and the National Collegiate Basketball Hall of Fame on November 18, 2016. Wilkins was honored in October 2011 with his induction into the Boys & Girls Clubs of America Alumni Hall of Fame.



BASKETBALL OPERATIONS

DOTUN AKINWALE JR. - DIRECTOR OF SCOUTING



Dotun Akinwale Jr. is in his sixth season with the Hawks and second as Director of Scouting.

He came to the Hawks from the Orlando Magic, where he was Basketball Operations Coordinator in 2014-15 after starting as an intern in 2013.

Akinwale Jr. played basketball at Thiel College (PA), where he graduated in 2013 with a degree in Business Administration.

The native of Germantown, MD attended and played basketball at Saint John's Prospect Hall in Frederick, MD.

ERICKA HILL - DIRECTOR OF PLAYER ENGAGEMENT



In her third season with the Hawks as Director of Player Engagement is Ericka Hill.

Hill spent the prior 14 years with the Atlanta Braves and was the team's Director of Community Affairs as well as Executive Director of the Atlanta Braves Foundation. In her role, she directed the corporate relations and community service initiatives of the organization and implemented the Foundation's philanthropic programs.

She came to the Braves from Porter Novelli Public Relations, where she served as Media Relations Manager, and was previously the Community Relations Manager for the Miami Heat.

Hill is a graduate of University of Central Florida, where she earned a Bachelor's of Science in Education. She holds a Master's in Sports Management from St. Thomas University.

She resides in Atlanta with her husband, Joseph Hill.

DWIGHT LUTZ - SENIOR DIRECTOR OF BASKETBALL STRATEGY & ANALYTICS



In his third season with the Hawks, Dwight Lutz is the team's Senior Director of Basketball Strategy & Analytics.

Lutz came to the Hawks prior to the 2018 NBA Draft from the Minnesota Timberwolves, where he served as a Basketball Operations Analyst. Lutz was previously with the NBA for four years as Senior Manager, Game Analytics and Strategy.

Prior to his time with the NBA, Lutz served as a Statistical Analyst for Harris Connect, LLC. He also spent time as a Teaching Assistant and Instructor, as well as a Statistical Consultant, at the University of Florida, where he received his Master's in Statistics.

Lutz holds a Bachelor's in Mathematics from Trinity University (TX), where he also played four years on the men's basketball team.

BASKETBALL OPERATIONS

MIKE McNEIVE - DIRECTOR OF PLAYER PERSONNEL



A 27-year NBA staff veteran, Mike McNeive begins his 18th season with the Hawks and is the team's Director of Player Personnel.

McNeive served as Director of Pro Personnel from 2004-06, after originally joining the franchise as an Assistant Coach during the 2003-04 campaign. He worked the previous five seasons in Milwaukee, where he served as a Scout/Assistant.

During his stint in Milwaukee, the Bucks reached the playoffs four times, punctuated by a Central Division championship and a trip to the Eastern Conference Finals in 2001.

Prior to that, McNeive was with the Seattle Sonics for four seasons as a Video Coordinator/Advance Scout. Seattle recorded a 239-89 (.729) mark during that time, won three Pacific Division titles and advanced to the NBA Finals in 1996 after winning a franchise-record 64 games.

He was also part of the personnel staff that built the Hawks' 60-win team in 2014-15, Atlanta's first-ever to reach the Eastern Conference Finals.

McNeive got his start in the NBA with the Orlando Magic, where he interned in the video scouting department in 1993-94, as the club reached the playoffs for the first time in franchise history.

A Freeport, Illinois native, McNeive received his undergraduate degree in Physical Education in 1992 from Monmouth College (IL), where he was a four-year letterman in both basketball and baseball for the Fighting Scots. In 1993, he received his Master's degree in Sports Management and Administration from Georgia Southern University.

McNeive and his wife Maggie have four children, Ryan, Ally, Danny and Molly.

LARRY RILEY - SENIOR ADVISOR



A veteran of nearly 50 years in basketball, including the last 30-plus in the NBA, Larry Riley is in his third season with the Hawks as a Senior Advisor.

Riley was the General Manager of the Golden State Warriors from 2009-2012, later serving as a consultant for the team. During his time as GM, the Warriors drafted Stephen Curry (seventh overall in 2009) and Klay Thompson (11th overall in 2011), helping to lay the foundation for one of the most successful runs in NBA history.

He was also previously an Assistant Coach and Director of Scouting for the Warriors, an Assistant Coach and Advance Scout for the Dallas Mavericks, Director of Player Personnel for the Vancouver Grizzlies and an Assistant Coach and Scout for the Milwaukee Bucks. Riley is the former Head Coach at Eastern New Mexico and Chadron State (NE).

DANIEL STARKMAN - SENIOR MANAGER OF BASKETBALL OPERATIONS



Daniel Starkman is in his sixth season with the Hawks and in his second as Senior Manager of Basketball Operations. He began with the organization as a seasonal assistant in 2015 before being promoted to several different positions within basketball operations, including Manager of Basketball Operations, Manager of Basketball Information/Scouting Coordinator and Coordinator of Basketball Operations.

A graduate of the University of Florida, he earned a Bachelor's in Business Administration, while also serving as a student manager for the men's basketball team from 2011-15.

A native of Coral Springs, FL, Starkman married his wife, Faith, in August 2019.

BASKETBALL OPERATIONS

JOHN TRELOAR - DIRECTOR OF PLAYER PERSONNEL



In his sixth season with the Hawks organization is John Treloar, the team's Director of Player Personnel.

Treloar, who has worked in the pro and college ranks for more than 30 years, spent the previous five seasons with the Phoenix Suns as Director of Player Personnel.

From 2008-10, Treloar was Head Coach of the NBA G League's Erie BayHawks, where he was also responsible for all personnel decisions.

Treloar spent eight seasons coaching in the Continental Basketball Association (CBA), leading the Wichita Falls Texans (1990-94), Chicago Rockers (1994-95) and Connecticut Pride (1996-97) to seven playoff appearances in eight years. He also served as General Manager for the Mississippi Jets as well as the Texans. In addition, he has international coaching experience in Germany and Venezuela.

On the collegiate level, he worked as an Assistant Coach at Louisiana State (2004-08) and Indiana (1997-2004).

A native of Clinton, MS, Treloar and his wife Debra have two children, Taylor and Trey. He has a Bachelor's degree in Business Administration from Bellhaven College and a Master's in Behavioral Studies from Alabama.

ZAC WALSH - DIRECTOR OF TEAM OPERATIONS



Zac Walsh, in his 19th season with the Hawks organization, is the team's Director of Team Operations, and in charge of all travel and equipment.

He began with the Hawks as a basketball operations intern and was promoted in 2005 to Equipment Manager. He added responsibility for the team's travel and logistics in 2012.

An Atlanta native, Walsh attended Marist School and was later a student manager for Georgia Tech basketball, where he graduated with a degree in Business Management.

Walsh and his wife Morgan have a daughter, Addison and a son, Austin.

BASKETBALL OPERATIONS

LLOYD PIERCE - HEAD COACH



Lloyd Pierce is in his third season as the Hawks' Head Coach, after being named the 13th full-time Head Coach in team history on May 11, 2018. In his first two seasons, he and his staff have been instrumental in the development of Eastern Conference All-Star starter Trae Young, John Collins, 2019 All-Rookie team member Kevin Huerter, and second-year forwards De'Andre Hunter and Cam Reddish.

In May 2019, Pierce was named to the 2019-20 USA Basketball Men's National Team coaching staff, joining Warriors Head Coach Steve Kerr and Villanova Head Coach Jay Wright on Gregg Popovich's staff.

Pierce, 44, came to the Hawks following five years as an Assistant Coach with the Philadelphia 76ers, who finished the 2016-17 season third in the Eastern Conference with a 52-30 mark and advanced to the Eastern Conference Semifinals.

Pierce joined the Sixers after two seasons with Memphis, where he was Assistant Coach-Player Development, helping lead the Grizzlies to back-to-back playoff appearances and the Western Conference Finals in 2013.

He spent the 2010-11 season as an Assistant Coach with the Golden State Warriors after three years as Assistant Coach-Player Development with Cleveland (2007-10), where the Cavaliers made three playoff appearances and a trip to the Eastern Conference Finals in 2009.

Prior to his NBA coaching career, Pierce was an Assistant Coach at his alma mater, Santa Clara University, from 2002-07. The San Jose, CA native played four seasons for the Broncos, where he teamed with two-time NBA MVP and current Brooklyn Nets Head Coach Steve Nash as well as current Hawks' Assistant Coach Marlon Garnett. Pierce graduated with a Bachelor's of Science in Business Management in 1998.

In 2020, Pierce established himself as one of the leading voices in professional sports, advocating for racial justice, education and positive societal changes. Pierce is the inaugural chairman of the Coaches for Racial Justice, an initiative within the National Basketball Coaches Association that focuses on truth-telling and education, raising awareness of and teaching the history of racial injustice, impacting non-partisan policy reform, and working with local grassroots organizations to create change in every NBA market. He is also one of two coaches (Doc Rivers) on the 12-person NBA Social Justice Coalition Board. Pierce was added to the Board of the Lowery Institute this past October.

To mark Wrongful Conviction Day in 2020, Pierce and his wife, Melissa, pledged a match of up to $15,000 to the Georgia Innocence Project, an organization he's been active with during his time in Atlanta. The Pierce family also launched The ATL Pledge during 2020, matching every dollar up to $25,000 given to the Atlanta Community Food Bank and Hope Through Soap.

Atlanta Community Food Bank is the largest hunger relief organization in the Southeast and works to provide food assistance for their existing network, as well as providing emergency relief for an increasing number of families and seniors who have faced hardship during the COVID-19 pandemic.

Hope Thru Soap serves Atlanta's homeless and unsheltered community through mobile outreach, delivering resources directly to the less fortunate individuals who suffered from the abrupt and indefinite halt of many social service programs associated with the pandemic.

He and Melissa have a daughter, Maya Joy, born in August 2018.

BASKETBALL OPERATIONS

NATE McMILLAN - ASSISTANT COACH



In his first season with the Hawks is Assistant Coach Nate McMillan. He comes to Atlanta after four years as Head Coach of the Indiana Pacers, where he recorded a 183-136 mark (.574), advancing to the playoffs all four years. Last season, the Pacers finished 45-28 (.616), second in the Central Division and fourth in the Eastern Conference.

Also the former Head Coach with Seattle (2000-05) and Portland (2005-12), he has led his teams to a 661-588 (.529) record in 1,249 career regular season games, and has 53 games of postseason coaching experience.

After playing collegiately at North Carolina State, McMillan was drafted 30th overall by Seattle in the 1986 NBA Draft, spending his entire NBA career with the Sonics before having his number (10) retired. He ranks second in franchise history in assists and steals, and in the Top 10 in several other categories. He was twice named to the NBA's All-Defensive team (1994 and 1995), leading the league in steals in 1994-95 (2.96 spg). He reached the postseason 11 times in his 12 seasons.

McMillan has also served as an Assistant Coach on the U.S. National Team, where he earned gold medals at the 2008 and 2012 Olympics, as well as the 2006 FIBA World Championships.

A Raleigh, NC native, McMillan and his wife Michelle have two children, Jamelle and Brittany.

MELVIN HUNT - ASSISTANT COACH



Melvin Hunt is in his third season as an Assistant Coach for the Hawks.

He came to Atlanta from the Dallas Mavericks, where he spent three seasons on Rick Carlisle's staff. Prior to Dallas, Hunt was with the Denver Nuggets for five years, including serving as interim Head Coach for the final 23 games of the 2014-15 campaign.

Before his arrival in Denver, he helped the Cleveland Cavaliers to one of the most successful runs in franchise history, including reaching the NBA Finals in 2007, the Eastern Conference Finals in 2009, and winning a franchise-best 66 games in 2008-09. Hunt was also part of the Eastern Conference All-Star coaching staff in 2009.

Hunt spent one season (2004-05) with the Los Angeles Lakers following five years with the Houston Rockets (1999-2004), where he gained experience as a Video Coordinator, Scout and Assistant Coach.

He has also coached on the collegiate and high school levels, beginning his coaching career at Temple (TX) High School before serving as an assistant coach at Incarnate Word University in San Antonio.

Hunt played four years at Baylor (1987-91), appearing in 114 games in four years, earning his Bachelor's Degree in Business Administration and a Master's in Education. He played professionally in the Caribbean and Mexico.

Hunt served on the coaching staff of the USA Basketball Men's Junior National Team in 2019.

A native of Tallulah, LA, Hunt and his wife, Carmen, have a daughter, Braya and a son, Miles.

CHRIS JENT - ASSISTANT COACH



Veteran NBA and college assistant Chris Jent is in his fourth season with the Hawks.

Jent has spent time on the coaching staff of the Philadelphia 76ers (2003-04), Orlando Magic (2004-05, including a stint as interim Head Coach), Cleveland Cavaliers (2006-11) and Sacramento Kings (2013-14). He was Head Coach of the Bakersfield Jam of the NBA G League in 2015-16 before returning to his alma mater, Ohio State, as an Assistant Coach in 2016-17.

A 10-year pro as a player, Jent was a member of the 1994 NBA Champion Houston Rockets and also played for the New York Knicks during the 1996-97 season. He also spent five seasons in the Continental Basketball Association (CBA) and played overseas in Australia, Italy, Spain and Greece.

Jent grew up in Sparta, NJ before heading to Ohio State. He played four seasons (1988-92) and helped lead the Buckeyes to three consecutive NCAA Tournaments and back-to-back Big Ten championships.

Jent and his wife, Alice, have a son Jimmy, and two daughters, Corrin and Robin.

BASKETBALL STAFF

MARLON GARNETT - ASSISTANT COACH



Marlon Garnett is in his third season as an Assistant Coach with the Hawks.

Garnett spent the prior two seasons with the Phoenix Suns as Assistant Coach/Player Development Coordinator after working with the San Antonio Spurs as a player development and quality assurance assistant. He spent 2014-15 as head coach at Union Academy in Monroe, NC.

Garnett entered coaching following a lengthy playing career, including time with the Boston Celtics (24 games in 1998-99), and internationally in Turkey, Spain, Italy, Croatia, Iran, Puerto Rico and Slovakia. He was also a member of the Belizean National Team in 2013.

A Los Angeles native, Garnett played collegiately at Santa Clara, where he teamed with Hawks Head Coach Lloyd Pierce and Hall of Fame guard and current Brooklyn Nets Head Coach Steve Nash. Garnett was named West Coast Conference Player of the Year after averaging 17.4 ppg as a senior in 1996-97.

He and his wife, Anais, have two daughters, Amaia and Sarai.

MATT HILL - ASSISTANT COACH



Matt Hill is in his third season in Atlanta after spending the previous six seasons with the Orlando Magic, where he finished his stint as an Assistant Coach.

Hill spent the summer of 2019 as a Coaching Associate at the USA Men's Basketball Training Camp.

He began his career with Orlando as Video Analyst/Opposition in 2012 and was later promoted to Manager of Advanced Scouting/Player Development.

Hill played at the University of Texas from 2006-11, where he earned his degree in Corporate Communications, after a decorated high school career at Southeast High School in Lincoln, NE. Following his senior season, he was named Nebraska's Mr. Basketball and Gatorade Player of the Year.

NATE BABCOCK - SPECIAL ASSISTANT TO THE HEAD COACH



Nate Babcock begins his third season with the Hawks as Special Assistant to the Head Coach.

Babcock spent the prior two seasons with the Brooklyn Nets as Video Coordinator. Before that, he was with the Orlando Magic and was an assistant coach with the Erie BayHawks of the NBA G League. He has also been an assistant coach at Grand Valley State (MI), and a graduate assistant and special assistant at Michigan State.

A Minnesota native, Babcock earned his undergraduate degree in psychology from Wisconsin-Eau Claire and received a Master's degree in kinesiology from Michigan State.

Babcock's late father, Rob, was a former NBA General Manager with 30 years of front office experience and his brother, Chris, is Director of Player Development for the 76ers. His uncles, Pete and Dave, are longtime league executives, with Pete having served as Hawks' General Manager from 1990-2003.

BASKETBALL STAFF

CHELSEA LANE - VICE PRESIDENT OF ATHLETIC PERFORMANCE AND SPORTS MEDICINE



Chelsea Lane is in her third season leading the Hawks' Athletic Performance Team and was recently promoted to Vice President of Athletic Performance and Sports Medicine.

She came to Atlanta after three years with the Golden State Warriors, serving as Head of Physical Performance and Sports Medicine the previous two seasons after beginning her stint as Head Performance Therapist.

Lane joined the Warriors from High Performance Sport New Zealand, the provider of sports medicine and athletic performance programs for that nation's Olympic athletes. The native of Australia was also the lead physiotherapist for New Zealand's national track and field program.

Her husband, Matt Dallow, the Director of Athletic Performance for Rugby ATL, is a New Zealand native.

SCOTTIE PARKER - HEAD ATHLETIC TRAINER



Scottie Parker is in his fourth year as the Hawks' Head Athletic Trainer, and in his sixth season with the organization. He was formerly the team's Assistant Athletic Trainer.

Prior to joining the Hawks, Parker worked with the Seattle Seahawks, where he was part of the training staff for the 2014 Super Bowl champions. He also has experience with the Portland Trail Blazers and Ontario Warriors arena league football team.

Parker is a Certified Athletic Trainer (ATC) by the National Athletic Trainers Association, and a Certified Strength and Conditioning Specialist (CSCS) by the National Strength and Conditioning Association. He has also completed certification in Myokinematic Restoration and Postural Respiration from the Postural Restoration Institute.

Parker graduated from University of Northwestern (St. Paul, MN) with a Bachelor's Degree in Kinesiology and a minor in Coaching. He earned his Master's from California Baptist University (Riverside, CA) in Athletic Training.

Parker won the California Athletic Trainers' Association's Life Saver Award in 2012.

Born February 4, 1988, Parker and his wife Natalia have three children and live in metro Atlanta.

MICHAEL IRR - HEAD STRENGTH & CONDITIONING COACH



In his third season with the Hawks is Head Strength & Conditioning Coach Michael Irr.

Irr came to Atlanta from the Golden State Warriors, where he finished as Head of Strength and Conditioning and earned two NBA championship rings.

He joined Golden State in 2015 after serving in a similar position for the Charlotte Bobcats from 2008-11 and as the assistant strength and conditioning coach for the Chicago Bulls from 2006-08.

Irr is an Exercise Science graduate of University of Connecticut with a Doctorate in Physical Therapy from University of North Carolina. He and his wife, Stefanie, have two sons, Landon and Brady.

BASKETBALL OPERATIONS



Cameron Baskerville
Seasonal Assistant, Video Coordinator



Kira Chumtong
Seasonal Assistant, Basketball Operations



John Dusel
Asst. Athletic Trainer, Strength & Conditioning



Lakea Gaither
Team Security



Stephen Giles
Pro Player Personnel Scout



Claudell Henderson
Coordinator, Facility Housekeeping



Maksim Horowitz
Senior Data Scientist, Basketball Strategy & Analytics



Justin Howe
Asst. Athletic Trainer/ Physical Therapist



Paul Jesperson
Assistant Video Coordinator



Chris Mast
Data Scientist, Athletic Performance



Steve McClellan
Assistant, Video Coordinator



Danko Miholic
International Scout



Dipesh Mistry
Head Video Coordinator



Marvin Rogers
Manager, Facility Maintenance



Ryan Silverstein
Coordinator, Cap Strategy & Administration



Jim Sleeper
Advance Scout



Ty Terrell
Performance Assistant



Takahira Uchida
Assistant, Athletic Training



Vince Velazquez
Director of Team Security



Tim Wilson
Assistant Equipment Manager

BUILDING BRIDGES THROUGH BASKETBALL

ATLANTA HAWKS FOUNDATION

The Atlanta Hawks Basketball Club believes every child deserves the right to play, and in the power of sports and the social, emotional and physical benefits they offer kids. That's why the Hawks Foundation's mission is to ensure Atlanta's youth have safe places to play, be healthy and learn leadership skills through basketball. The Hawks will achieve this mission by focusing on three key areas:

Investing in Play – The Foundation will improve and increase the availability of outdoor basketball courts across metro Atlanta. To date, the Foundation has renovated 28 courts in metro Atlanta since 2015, exceeding its pledge to build 25 courts in five years. The Foundation also brings resources to communities where these courts are located through such partnerships as Vision to Learn, which provides free vision exams and eyeglasses for kids in need. Additionally, through Project Rebound, the Foundation provides grants for basketball equipment to area non-profits.

Investing in Kids – The Foundation offers scholarships to Hawks camps and clinics, thereby removing economic barriers for kids to gain valuable game and life skills in a rich, supportive environment. Twenty-five percent of kids in Hawks camps and clinics are currently supported via the Foundation's scholarship program.

Investing in Coaches – According to the Aspen Institute's Project Play, one in three coaches indicate they have been trained in sport skills or tactics. The Foundation partners with trusted coaching development organizations like USA Basketball, the NBA and Positive Coaching Alliance to ensure metro Atlanta youth coaches are receiving quality and consistent coaching fundamentals. An average of 500 coaches are trained and certified through this platform annually. More than 8,000 kids across metro Atlanta are benefitting from this ongoing coaching education strategy.

Investing in Health & Wellness – Since the onset of the COVID-19 pandemic, the Ressler Gertz Family Foundation and Hawks Foundation have shown their unwavering commitment to the community and to positively impacting the lives of those in under-resourced communities or in need:

The Atlanta Hawks, the Hawks Foundation and State Farm teamed up with Goodr, an Atlanta-based social impact startup leveraging technology to reduce food waste and end hunger, to combat food insecurity during the COVID-19 crisis for the most vulnerable populations: senior citizens and low-income students who rely on subsidized school meals for daily nourishment. Ten pop-up grocery stores supplied two weeks of groceries for thousands in underserved areas of the city equating to more than 250,000 meals.

The Hawks Foundation donated to Sharecare's "Shots for Heroes" initiative, which provided immunity-boosting juice shots to local healthcare workers and first responders fighting the impact of COVID-19 in Atlanta from the frontlines. Sharecare, the Atlanta-based digital health company that serves as the team's inaugural jersey patch partner, delivered thousands of super juice shots from Kale Me Crazy to these everyday heroes at Emory University Hospital Midtown, Emory St. Joseph's Hospital, Grady Memorial Hospital, Northside Hospital, WellStar Cobb Hospital, WellStar Kennestone Hospital, Piedmont Atlanta Hospital, WellStar Atlanta Medical Center and the Atlanta Police Department headquarters.

The Atlanta Hawks, through the Hawks Foundation and State Farm, provided meals for the frontline workers treating COVID-19 patients at Emory Healthcare through an innovative multi-week meal program that also supported the Atlanta restaurant community by allowing local well-known restaurants to re-employ workers who were laid off or furloughed due to the financial effects of the COVID-19 situation.



ADDITIONAL COMMUNITY COMMITMENT

With a commitment to providing safe spaces and services for under-resourced communities, the Hawks have increased its commitment to community programming by enhancing current programs, partnerships and donations with a minimum of $14 million over the next decade. State Farm, the naming rights partner of the arena, will expand its Good Neighbor Club program, which transforms rooms in the recreation centers attached to renovated courts. The clubs serve as comprehensive learning and entertainment hubs for the community and are an extension of the team's ongoing court renovation program to increase access to play throughout the Atlanta metro area.

Additionally, the Hawks work closely with Boys & Girls Clubs throughout the state of Georgia and the Atlanta Public School (APS) system to sponsor a number of programs that assist children and young adults with maintaining their physical activity level. The team supplied 500 branded basketball kits to Boys & Girls Clubs in-state when they launched their 'Hawks at Home' program during the summer in response to the COVID-19 pandemic. This innovative online program provides unprecedented access to basketball instruction, health tips and education resources in a safe, fun and virtual environment. Just this month, the Hawks and APS partnered to provide a weekly Hawks at Home program as a resource for teachers, coaches and students that focuses on both health and wellness.

Fulton County partnered with the Atlanta Hawks to create Georgia's largest-ever voting precinct at State Farm Arena. The unique partnership has allowed tens of thousands of voters to cast their ballots for Presidential and local elections while maintaining CDC-recommended social distancing requirements at the state-of-the-art facility.

NBA CARES

NBA Cares is the league's global social responsibility program that builds on the NBA's mission of addressing important social issues. NBA Cares programs and participants have provided more than 5.8 million hours of hands-on service and created more than 1,650 places where kids and families can live, learn or play in communities around the world. Internationally, NBA Cares has created more than 332 places where kids and families can live, learn or play in 40 countries and territories. NBA Cares works with nationally and internationally recognized youth-serving programs that support education, youth and family development, and health-related causes, including: Boys & Girls Clubs of America, Vera Institute of Justice, Thurgood Marshall College Fund, UNICEF, Special Olympics, The Jed Foundation, Share Our Strength and GLSEN.

DIVERSITY, EQUITY & INCLUSION

The Atlanta Hawks and State Farm Arena are committed to be a valued community asset that champions diversity, equity, and inclusion at all levels for those we entertain and employ. We focus on driving that commitment through Voter Access, Economic Empowerment, and Community Partnerships. Within the city of Atlanta, a melting pot of different backgrounds and beliefs, our organization strives to be a reflection of the various walks of life that call this great city home. We will always foster an environment that embraces all communities with equality and respect and engages the Atlanta community in positive ways regardless of race, gender, religion, sexual orientation/gender identity, age, ability, or socio-economic status. We pride ourselves in our commitment to remain #TrueToAtlanta.

The Atlanta Hawks & State Farm Arena D&I Pillars of Commitment:

Voter Access. We are committed to ensuring that residents in our neighborhood have a safe and secure place to vote. We will continue to provide voter education resources and encourage all citizens that are of legal age to use their voice at the polls.

Economic Empowerment. We are committed to providing opportunities for minorities to wholeheartedly pursue entrepreneurship and for minority-owned businesses to thrive in the marketplace.

Community Partnerships. We are committed to be a resourceful partner and neighbor to the citizens of Atlanta. Through programming targeted to the underserved community, we will ensure that our alliances continue to provide impactful results and meaningful experiences. With a commitment to providing safe spaces and services for under-resourced communities, the franchise has increased its commitment to community programming by enhancing current programs, partnerships and donations with a minimum of $14 million over the next decade. State Farm, the naming rights partner of the arena, will expand its Good Neighbor Club program, which transforms rooms in the recreation centers attached to renovated courts. The clubs serve as comprehensive learning and entertainment hubs for the community and are an extension of the team's ongoing court renovation program to increase access to play throughout the Atlanta metro area.

CHIEF DIVERSITY & INCLUSION OFFICER

Camye Mackey is currently the Executive Vice President and Chief People, Diversity and Inclusion Officer for the Atlanta Hawks and State Farm Arena. In her role as the club's top Human Resources and Diversity executive, Camye leads the team responsible for strategic development and implementation of the people philosophy and culture. Camye's priorities are leadership development, employee culture, embedding diversity and inclusion within all aspects of the business and providing the essential link between employee engagement and guest experience. Camye recently announced plans to grow its commitment over the next decade with a $11 million investment, including hiring a newly created VP of D&I Programming position to expand on its current award-winning programming.

As the Atlanta Hawks & State Farm Arena remain #TrueToAtlanta they have been able to pivot from successfully transforming State Farm Arena from the largest early-voting polling precinct in Georgia to Economic Empowerment. They recently announced a long-term, comprehensive plan to provide financial, marketing and educational resources to Black-owned businesses and entrepreneurs throughout the city of Atlanta in an effort to create greater economic opportunity in the Black community.

The Ressler Gertz Family Foundation, the philanthropic arm of Hawks Principal Owners Tony Ressler and Jami Gertz, have committed to contributing $5 million to the Herman J. Russell Center for Innovation and Entrepreneurship (RCIE), the largest non-profit center for Black entrepreneurs in the nation, to expand its reach and provide financial support to local Black-owned businesses through increased access, opportunity and exposure as well as expanding future RCIE programming. RCIE presents entrepreneurs and small businesses an unparalleled offering of educational, mentoring, networking and capital resources to create Black-owned businesses that fuel the local economy and to generate sustainable wealth.

In partnership with the National Basketball Players Association (NBPA) to support greater economic empowerment in the Black community, the Hawks Foundation pledged $10 million to the new NBA Foundation. Launched in August, the NBA Foundation will work directly with all 30 teams, affiliated charitable organizations and the NBPA to support national organizations and those within the city of Atlanta to facilitate sustainable programming and create positive change locally. Mr. Ressler is one of eight members of the Board of Directors, which will oversee all business affairs and provide strategic direction for the foundation.

ATLANTA HAWKS

COURAGEOUS CONVERSATIONS SERIES

Courageous Conversations is an internal forum for employees to freely discuss current events and issues shaping the city of Atlanta and our nation. Past topics have included homelessness in, the pursuit of racial justice, trust between the community and the institutions that serve them, and volunteerism.

ATLANTA PRIDE PARADE

The Atlanta Hawks were the first professional sports team in Atlanta to enter a float in Atlanta's Annual Pride Parade, having marched and participated in the festivities since 2015. The organization also serves as a sponsor and is known to have a float fully equipped with a DJ to keep the party going. The team's involvement is a part of their continued commitment to the LGBTQ+ community.



SENSORY-INCLUSIVE ROOM

In 2019 State Farm Arena was recognized by KultureCity as the Sensory Inclusive Venue of the Year. A new Sensory Inclusion Room was created at the arena to improve the staff's ability to assist and accommodate guests with sensory processing needs.

HAWKS CULTURAL PROGRAM

Every Season the Hawks celebrate different cultures and experiences through their theme nights. These themes include: the MLK Day Game, HBCU Night, Hispanic Heritage Night, Lunar New Year Game, and Pride Night. Not only do they celebrate on the court, the Hawks are committed to their TrueToYou culture and recognized Juneteenth as a paid company holiday, and will continue to recognize this important day going forward by annually reaffirming their commitment to help eradicate racial disparities and foster opportunities to create equality for all.

MOSAIC - MODEL OF SHAPING ATLANTA THROUGH INCLUSIVE CONVERSATIONS

MOSAIC brings together Atlantans to engage in conversations and develop solutions on the role that sports leaders play in advancing inclusion in local communities. The latest event focused on "allyship" and the importance of championing marginalized communities.

FOR MORE INFORMATION ON THESE AND OTHER HAWKS PROGRAMS, VISIT WWW.HAWKS.COM.
YOU CAN ALSO FOLLOW HAWKS COMMUNITY ON TWITTER AND BECOME A FAN OF HAWKS IN THE COMMUNITY ON FACEBOOK.



20 JOHN COLLINS



Clint Capela

ROSTER

No.	Player	Pos.	Ht.	Wt.	Birthdate	Prior to NBA/Country	Yrs.
13	Bogdan Bogdanovic	G	6-6	220	08/18/92	Fenerbahce/Serbia	3
15	Clint Capela	C	6-10	240	05/18/94	Elon Chalon/Switzerland	6
20	John Collins	F	6-9	235	09/23/97	Wake Forest/USA	3
32	Kris Dunn	G	6-3	205	03/18/94	Providence/USA	4
24	Bruno Fernando	F/C	6-9	240	08/15/98	Angola/Maryland	1
8	Danilo Gallinari	F	6-9	240	08/08/88	Olimpia Milano/Italy	11
0	Brandon Goodwin	G	6-0	180	10/02/95	Florida Gulf Coast/USA	2
18	Solomon Hill	F	6-6	226	03/18/91	Arizona/USA	7
3	Kevin Huerter	G	6-7	190	08/27/98	Maryland/USA	2
12	De'Andre Hunter	F	6-7	225	12/02/97	Virginia/USA	1
*1	Nathan Knight	F/C	6-10	253	09/20/97	William & Mary/USA	R
*4	Skylar Mays	G	6-4	205	09/05/97	LSU/USA	R
17	Onyeka Okongwu	F/C	6-9	245	12/11/00	USC/USA	R
22	Cam Reddish	F	6-8	218	09/01/99	Duke/USA	1
7	Rajon Rondo	G	6-1	180	02/22/86	Kentucky/USA	14
19	Tony Snell	G	6-6	213	11/10/91	New Mexico/USA	7
11	Trae Young	G	6-1	180	09/19/98	Oklahoma/USA	2

HEAD COACH: Lloyd Pierce (Santa Clara)
ASSISTANT COACHES: Nate McMillan (NC State)
Melvin Hunt (Baylor)
Chris Jent (Ohio State)
Marlon Garnett (Santa Clara)
Matt Hill (Texas)
SPECIAL ASSISTANT TO THE HEAD COACH: Nate Babcock (Wisconsin-Eau Claire)
VICE PRESIDENT OF PLAYER PERFORMANCE AND SPORTS MEDICINE: Chelsea Lane (Univ. of Sydney)
HEAD ATHLETIC TRAINER: Scottie Parker (University of Northwestern)
HEAD STRENGTH & CONDITIONING COACH: Michael Irr (Connecticut)

* Two-way contract

PRONUNCIATION GUIDE

Bogdan Bogdanovic
Boag-dahn Boag-dahn-ovich

Danilo Gallinari
Da-KNEE-lo gal-in-ARE-ee

Kevin Huerter
Herder

Onyeka Okongwu
own-YEH-kuh oh-KONG-wu

Rajon Rondo
RAH-zhon

Bogdan Bogdanović

HEIGHT: 6-6
WEIGHT: 220
TEAM/HOME COUNTRY: Fenerbahce/Serbia
BIRTHPLACE: Belgrade, Serbia
BIRTHDATE: August 18, 1992

NBA EXPERIENCE: 3 years
CURRENT NBA SEASON: 4th
AGE: 28

GUARD
13



HOW BOGDAN JOINED THE HAWKS: Signed by the Hawks as a restricted free agent on November 25, 2020 • Signed a multi-year contract with Sacramento on July 13, 2017 • Acquired by the Kings, along with the draft rights to Georgios Papagiannis and Skal Labissiere and a future second-round pick, from Phoenix in exchange for the draft rights to Marquese Chriss on June 23, 2016 • Selected 27th overall by the Suns in the 2014 NBA Draft

LAST SEASON (2019-20): Appeared in 41 games (all starts) and averaged a career-high 15.1 ppg, 3.4 rpg, 3.4 apg and 1.1 spg in 29.0 mpg (.440 FG%, .372 3FG%, .741 FT%) • Totaled 164 3-point field goals, 10th most in Sacramento Kings franchise history • Recorded a steal in nine straight games (3/1-8/6) • One of six players in NBA history to come off the bench and record 25 points, 10 assists and four steals and the first in franchise history per Elias • Had three straight games with 20+ points from Nov. 6 to Nov. 12 and back-to-back games with 20 points and five assists or more from Nov. 8 to Nov. 12, matching the longest streaks of his career • Scored 20 or more points in 17 games, including two games with 30+ points • Dished out 10+ assists in two games • Posted two double-doubles • SEASON HIGHS: 35 pts v/NOP (8/6), 8 rebs @MEM (2/28), 10 assts (2x), 4 stls (3x), 3 blks v/MIN (12/26), 13 FGM v/NOP (8/6), 7 3FGM (2x), 9 FTM v/MIN (2/3), 43 mins v/MIN (12/26).

PROFESSIONAL CAREER: Through 209 games (97 starts) across three seasons with the Kings, holds career averages of 13.5 ppg, 3.5 apg, 3.2 rpg and 1.0 spg in 28.2 mpg • In **2018-19**, averaged 14.1 ppg (.418 FG%, .360 3FG%, .827 FT%), 3.5 rpg, 3.8 apg, 1.0 spg and 27.8 mpg in 70 games (17 starts) • As a starter, averaged 13.6 ppg (.375 FG%, .355 3FG%, .860 FT%), 4.6 rpg, 4.4 apg, 1.4 spg and 31.2 mpg in 17 games • As a reserve, averaged 14.3 ppg (.432 FG%, .362 3FG%, .813 FT%), 3.1 rpg, 3.6 apg, 0.9 spg and 26.7 mpg in 53 games • Set new single season career-highs in points, rebounds, assists and steals per game • Led the Kings in scoring seven times and in assists 13 times • Scored in double figures in 53 games, including 12 games with 20 or more points • Dished out 10+ assists one time • Recorded one double-double • Missed 12 games • Inactive in 10 games due to left knee post procedure recovery (10/17-11/4/18) • Inactive in one game due to load management (11/9/18) • Did not dress in one game due to a sore right foot (12/19/18) • Competed for the World Team during the 2019 Mtn Dew Ice Rising Stars Challenge at All-Star Weekend • In **2017-18**, averaged 11.8 ppg (.446 FG%, .392 3FG%, .840 FT%), 2.9 rpg, 3.3 apg, 0.9 spg, 0.2 bpg and 27.9 mpg in 78 games (52 starts) • As a starter, averaged 11.6 ppg (.424 FG%, .389 3FG%, .857 FT%), 3.0 rpg, 3.2 apg, 0.8 spg and 28.3 mpg in 52 games • As a reserve, averaged 12.0 ppg (.494 FG%, .400 3FG%, .816 FT%), 2.5 rpg, 3.5 apg, 1.1 spg and 27.1 mpg in 26 games • Amongst rookies, ranked eighth in points, eighth in assists, eighth in steals and 10th in minutes per game as well as 10th in field goal percentage, fourth in 3-point field goal percentage and third in free throw percentage • Led the team in scoring in 11 games and in assists in 16 games • Scored in double-figures 49 times and 20+ points seven times • Dished out 10 or more assists once Missed four games • Missed the first three games of the season due to a right ankle sprain (10/18-10/21/17) • Missed one game due to a sore left hamstring (3/19/18) • Named to 2017-18 NBA All-Rookie Second Team • Awarded 2018 Mtn Dew Kickstart Rising Stars Challenge Most Valuable Player • Selected to Team World for the 2018 Mtn Dew Kickstart Rising Stars Challenge.

INTERNATIONAL PROFESSIONAL CAREER: Averaged 14.8 ppg (.485 FG%, .376 3FG%, .874 FT%), 3.7 rpg, 3.9 apg, 1.2 spg and 27.8 mpg in 44 games (36 starts) for Fenerbahce during the **2016-17** season leading the team to both the Euro and Turkish National Championships • Averaged 14.6 ppg (.500 FG%, .430 3FG%, .855 FT%), 3.8 rpg, 3.6 apg and 1.1 spg and 27.9 mpg in 22 games (17 starts) during the 2016 EuroLeague earning 2016-17 All-EuroLeague First-Team and EuroLeague Playoffs Game 1 MVP Honors • Averaged 12.4 ppg (.458 FG%, .401 3FG%, .786 FT%), 3.5 rpg, 3.0 apg, 1.0 spg and 26.6 mpg in 68 games (58 starts) for Fenerbahce in Turkish and EuroLeague play in **2015-16** • Accrued averages of 11.1 ppg (.418 FG%, 387 3FG%, .782 FT%), 3.0 rpg, 2.6 apg, 0.9 spg, 0.4 bpg and 26.5 mpg in 65 games (52 starts) in his first season with Fenerbahce during the **2014-15** season earning the honor of EuroLeague Rising Star • Averaged 14.9 ppg (.396 FG%, .337 3FG%, .790 FT%), 3.7 rpg, 3.7 apg, 1.3 spg and 30.2 mpg in 66 games (55 starts) with KK Partizan during the 2013-14 season • Averaged14.8 ppg (.401 FG%, .370 3FG%, .754 FT%), 3.7 rpg, 3.7 apg and 1.6 spg in 23 EuroLeague games (18 starts) en route to **2013-14** EuroLeague Rising Star accolades • At 21 years of age, he guided Partizan past rival Red Star Belgrade in the league's championship series en route to posting 30.8 ppg, 4.8 rpg and 4.2 apg during the best-of-five series • Averaged 7.0 ppg (.384 FG%, .311 3FG%, .800 FT%), 2.5 rpg, 1.4 apg, 0.9 spg and 17.7 mpg in 50 games (12 starts) for Partizan during the **2012-13** season • Posted averages of 3.3 ppg (.500 FG%, .368 3FG%, .600 FT%), 1.3 rpg, 1.1 apg, 0.6 spg and 8.3 mpg in 16 games (0 starts) with KK Partizan in **2011-12** • Totaled 29 points (11-21 FG, 1-5 3pt, 6-6 FT), 11 rebounds, eight assists, three steals and two blocks in 13 games during the **2010-11** season with Partizan • Won the Serbian National Championship in all four of his seasons with Partizan.

NATIONAL TEAM CAREER: Averaging 12.8 ppg (.457 FG%, .351 3pt%, .759 FT%), 3.6 rpg, 3.2 apg, 0.8 spg and 26.1 mpg in 52 career national games for the Serbian National Team • Competing for the Serbia at the 2019 FIBA World Cup • Totaled 22 points (7-22 FG, 4-15 3pt, 4-4 FT), five rebounds, two assists and three steals in 37 minutes in two games the European Qualifiers • Averaged 20.4 ppg (.474 FG%, .292 3pt%, .825 FT%), 3.4 rpg, 5.0 apg, 1.2 spg and 32.0 mpg in nine games during EuroBasket 2017 leading Serbia to a second place finish • A member of the silver-medal winning Serbian national team in the 2016 Rio Olympics, Bogdanovic averaged 12.3 ppg (.458 FG%, .366 3pt, 7-8 FT), 3.6 rpg, 2.6 apg and 26.1 mpg in eight contests, including a game-high 18 points (7-11 FG, 3-4 3pt, 1-1 FT) to accompany one rebound, five assists and three steals in a quarterfinal victory over Croatia • Helped guide Serbia into the Games with averages of 17.8 ppg (.578 FG%, .556 3pt%, 4-5 FT), 5.3 rpg, 6.0 and 26.1 mpg in four games during the 2016 FIBA Qualifying Tournament • Accumulated 8.9 ppg (.397 FG%, .271 3pt%, 812 FT%), 3.2 rpg, 3.2 apg and 21.2 mpg in nine games during EuroBasket in 2015 • During the 2014 FIBA World Cup, recorded 12.0 ppg (.470 FG%, .356 3pt%, .778 FT%), 2.4 rpg, 2.6 apg, 0.8 apg and 27.0 mpg in nine outings as Serbia earned a silver medal • Accrued averages of 9.4 ppg (.434 FG%, .419 3pt%, .520 FT%), 4.3 rpg, 2.0 apg and 26.1 mpg in 11 games during EuroBasket 2013, his first event with the National Team • For Serbian Men's National under-20 team, averaged 12.4 ppg (.409 FG%, .370 3pt%, .905 FT%), 3.0 rpg, 2.3 apg, 0.6 spg and 29.2 mpg in nine games during the 2012 U20 European Championship: Division A • In the U19 World Cup, averaged 8.9 ppg (.423 FG%, .381 3pt%, .588 FT%), 5.0 rpg, 1.7 apg, 1.1 spg, 0.9 bpg and 22.4 mpg in seven games as Serbia received silver medal • At the 2010 under-18 European Championship: Divsion A, averaged 10.2 ppg (.354 FG%, .262 3pt%, .615 FT%), 5.3 rpg, 1.4 apg, 1.3 spg, 0.6 bpg and 23.7 mpg in nine games.

PERSONAL INFO: Son of Dragan and Koviljka Bogdanovic and has a sister, Ivana Bogdanovic • Participated in third year of the NBPA's "Branding in the Global Economy" program in the summer of 2019, which was held at SDA Bocconi School of Management which helps current NBA players gain international insight and experience in management and business; Bogdan was joined by fellow NBA players Zaza Pachulia, Jose Calderon, Cristiano Felicio, Al-Farouq Aminu, Kyle Anderson, Langston Galloway and Rudy Gay as they met with people from the fashion, wine and hotel & resort industries • Bogdanovic is a fan of the video games series, World of Warcraft, and was congratulated by World of Warcraft's Twitter for winning MVP at the 2018 Mtn Dew Kickstart Rising Stars Challenge • Fans of his former team, Fenerbahce, named a star after Bogdanovic on April 10, 2016 • He is related to the late Bogdan Bogdanovic, a noted Serbian architect • On Twitter @LeaderOfHorde and Instagram @bogdanbogdanovic.

CAREER HIGHS

Points	FGM	FGA	3FGM	3FGA	FTM	FTA	Rebounds	Assists	Steals	Blocks	Minutes
35	13	28	7	16	9	11	9	11	4	3	43
8/6/20	8/6/20	12/26/19	Two	12/26/19	2/3/20	2/3/30	3/30/19	1/21/19	Six	12/26/19	Two
v/NOP	v/NOP	v/MIN	Times	v/MIN	v/MIN	v/MIN	@HOU	@BKN	Times	v/MIN	Times

CAREER STATS

NBA REGULAR SEASON

									REBOUNDS								
YEAR, TEAM	GP	MINS	FGM	FGA	PCT.	FTM	FTA	PCT.	OFF	DEF	TOT	AST	PF	DQ	STL	BLK	PTS	AVG
17-18, SAC	78	2175	344	772	.446	100	119	.840	31	192	223	258	172	0	72	16	917	11.8
18-19, SAC	70	1947	361	863	.418	134	162	.827	40	203	243	267	142	1	72	15	990	14.1
19-20, SAC	61	1766	337	766	.440	86	116	.741	26	181	207	207	133	0	64	15	924	15.1
3 YR. TOT	209	5888	1042	2401	.434	320	397	.806	97	576	673	732	447	1	208	46	2831	13.5

THREE-POINT FIELD GOALS IN 17-18: 129-329 (.302)
THREE-POINT FIELD GOALS IN 18-19: 134-372 (.360)
THREE-POINT FIELD GOALS IN 19-20: 164-441 (.372)
CAREER THREE-POINT FIELD GOALS: 427-1142 (.374)

Clint Capela

HEIGHT: 6-10
WEIGHT: 240
COLLEGE: None
HIGH SCHOOL: INSEP, Paris, France
BIRTHPLACE: Geneva, Switzerland
BIRTHDATE: May 18, 1994

NBA EXPERIENCE: 6 years
CURRENT NBA SEASON: 7th
AGE: 26

CENTER
15



HOW CLINT JOINED THE HAWKS: Acquired by Atlanta on February 5, 2020 along with Nene from Houston in a four-team deal that involved 12 players • Re-signed with the Rockets on July 27, 2018 • Selected by Houston with the 25th overall pick in the 2014 NBA Draft.

LAST SEASON (2019-20): In 39 games (all starts) with the Rockets, recorded 13.9 ppg and 13.8 rpg in 32.8 mpg (.629 FG%, .529 FT%) • Scored in double-figures 33 times, including six games with 20-or-more points and one 30-point game • Grabbed 20-or-more rebounds eight times, including in five straight games from 11/9-11/20, tying Elvin Hayes' Rockets franchise record (12/1/70-12/12/70 • Totaled 27 double-doubles, including four 20pt/20reb games • **SEASON HIGHS:** 30 pts v/PHI (1/3), 23 rebs v/DAL (11/24), 5 assts v/SAS (12/16), 4 stls @LAC (12/19), 6 blks v/GSW (11/6), 12 FGM @PHI (1/3), 6 FTM v/PHI (1/3), 45 mins @SAS (12/3).

PROFESSIONAL CAREER: Six-year veteran has seen action in 334 games (274 starts) with Houston • Owns career averages of 12.2 points and 9.7 rebounds in 26.0 minutes (.634 FG%, .526 FT%) • In 67 games (all starts) during the **2018-19** season, averaged 16.6 ppg (.648 FG%, .636 FT%), 12.7 rpg, 1.4 apg and 1.52 bpg in 33.6 mpg • Ranked second in the NBA in FG% • Became the third different player in NBA history to have shot .640 or better from the floor while averaging at least 16.0 ppg in a single season, joining Wilt Chamberlain and Artis Gilmore • Ranked fifth in the NBA with 12.7 rpg • Had 45 double-doubles, including a career-high seven straight from 3/10-3/20/19 • Scored in double-figures in 27 straight games from 10/20-12/17/18 after not having a streak longer than 11 games prior in his career • In 74 games (all starts) in **2017-18**, averaged 13.9 points, 10.8 rebounds and 1.85 blocks in 27.5 minutes per game while shooting .652 FG% and .560 FT% from the line • Missed three games with a left heel contusion (12/16/17; 12/20-12/22/17), two games with a right orbital fracture (12/28-12/29/17), one game due to illness (2/26/18), one game with a left thumb sprain (3/27/18) and one game with a sore left thumb (4/11/18) • Became the first player in NBA history to have averaged at least 13.0 ppg, 10.0 rpg and 1.8 bpg in fewer than 28.0 mpg • Ranked eighth in rebounding (10.8 rpg) and second in blocks (1.85 bpg) • Had 42 double-doubles • Led the NBA in field goal percentage (.652) • In the **2016-17** campaign, in 65 games (59 starts), averaged 12.6 points, 8.1 rebounds, 1.0 assists and 1.2 blocks in 23.9 minutes per game while shooting .643 FG% and .531 FT% • Became the fifth different player in NBA history to average at least 12.0 points and 8.0 rebounds in fewer than 24.0 minutes per game in a single season and just the third dating back to 1959-60 • Recorded at least two blocks 21 times, including three-or-more rejections on six occasions • In 77 games (35 starts) in **2015-16**, averaged 7.0 points, 6.4 rebounds and 1.2 blocks in 19.1 minutes per game while shooting .582 FG% and .379 FT% • Was the only player in the league to average at least 7.0 ppg and 6.0 rpg in fewer than 20.0 minutes per game • In 35 starts, averaged 8.3 points, 7.7 rebounds, 0.97 steals and 1.1 blocks in 22.9 minutes per game • Scored in double-figures 20 times and recorded 10 double-doubles • Recorded two-plus blocks 24 times, including three-or-more swats eight times • Missed one game due to illness (12/14/15), one game with a left hip flexor strain (2/2/16) and three games (2/25-2/29/16) with a right foot sprain • In 12 games, averaged 2.7 points and 3.0 rebounds in 7.5 minutes per game while shooting .483 FG% and .174 FT% in **2014-15** • Was assigned to the Rockets' NBA Development League affiliate, Rio Grande Valley five times (11/10-12/2/14, 12/16-12/14/14, 12/27/14-1/25/15, 1/29-2/9/15, 2/19-3/27/15), appearing in 38 games with 32 starts, averaging 16.0 points, 9.7 rebounds and 3.0 blocks (2nd in D-League) in 24.4 minutes per game.

PLAYOFF HISTORY: In 2019, started all 11 games for Houston during its run to the Western Conference Semifinals, averaging 9.7 points, 10.3 rebounds, 1.5 assists and 1.1 blocks in 30.1 minutes per game while shooting .561 FG% and .429 FT% • Recorded six double-doubles • In 2018, started all 17 games for Houston during its run to the Western Conference Finals, averaging 12.7 points, 11.6 rebounds, 1.3 assists and 2.12 blocks in 30.6 minutes per game while shooting .660 FG% and .473 FT% • Scored 20+ points four times and recorded seven double-doubles • First player to have averaged at least 12.0 ppg, 11.0 rpg and 2.00 bpg in fewer than 31.0 mpg in a single postseason • In 2017, started all 11 games for Houston during its run to the Western Conference Semifinals, averaging 10.5 points, 8.7 rebounds, 1.1 assists and 2.55 blocks in 26.0 minutes per game • Became first player in NBA playoff history to average at least 10.0 ppg, 8.0 rpg and 2.50 bpg in 26.0 or fewer mpg in a single postseason • Grabbed 10+ rebounds five times and recorded three double-doubles • Scored 20 points in Game 1 of the Western Conference Semifinals vs. San Antonio • In 2016, appeared in all five games of the First Round series vs. Golden State, averaging 1.6 points and 4.0 rebounds in 8.6 minutes per game while shooting .333 FG% and .400 FT% • In 2015, appeared in all 17 games for Houston during its run to the Western Conference Finals, averaging 3.4 points and 2.5 rebounds in 7.5 minutes per game while shooting .667 FG% and .517 FT% • **CAREER PLAYOFF HIGHS:** 26 pts v/MIN (4/25/18), 17 rebs @MIN (4/23/18), 4 assts @UTAH (5/4/18), 3 stls v/UTAH (5/8/18), 9 FTM v/SAS (5/11/17), 37 mins @UTAH (5/6/18).

CAREER HIGHS

Points	FGM	FGA	3FGM	3FGA	FTM	FTA	Rebounds	Assists	Steals	Blocks	Minutes
31	14	21	--	1	10	12	25	5	4	6	46
1/7/19	11/23/18	11/23/18		Two	1/9/19	1/9/19	2/9/18	Four	Four	Three	1/3/19
v/DEN	@DET	@DET		Times	v/MIL	v/MIL	v/DEN	Times	Times	Times	@GSW

INTERNATIONAL CAREER: In **2013-14**, played for Elan Chalon of the French League • In 30 league games, averaged 9.9 points, 7.3 rebounds and 1.7 blocks • In 10 Eurocup games, averaged 11.2 points, 6.5 rebounds and 1.1 blocks • In **2012-13**, played for Elan Chalon of the French League • In 14 league games, averaged 3.2 points and 2.9 rebounds • In seven Euroleague games, averaged 2.3 points and 3.0 rebounds • Also played for Elan Chalon's under-21 team.

PERSONAL INFO: Born in Geneva, Switzerland and has played for the Swiss National Team • Parents are from Angola and the Congo • Played soccer growing up and still enjoys watching it and playing FIFA • Favorite movies are He Got Game, Straight Outta Compton and Dope • On Twitter @CapelaClint and Instagram @ccapela15.

CAREER STATS

NBA REGULAR SEASON

									—— REBOUNDS ——								
YEAR, TEAM	GP	MINS	FGM	FGA	PCT.	FTM	FTA	PCT.	OFF	DEF	TOT	AST	PF	DQ	STL	BLK	PTS	AVG
14-15, HOU	12	90	14	29	.483	4	23	.174	10	26	36	2	14	0	1	9	32	2.7
15-16, HOU	77	1471	231	397	.582	80	211	.379	194	300	494	47	190	3	59	92	542	7.0
16-17, HOU	65	1551	362	563	.643	94	177	.531	178	348	526	63	179	1	34	79	818	12.6
17-18, HOU	74	2034	441	676	.652	144	257	.560	241	561	802	68	185	1	58	137	1026	13.9
18-19, HOU	67	2249	474	732	.648	166	261	.636	298	550	848	96	168	1	44	102	1114	16.6
19-20, HOU	39	1279	244	388	.629	55	104	.529	168	369	537	48	102	0	33	72	543	13.9
6 YR. TOT	334	8674	1766	2785	.634	543	1033	.526	1089	2154	3243	324	838	6	229	491	4075	12.2

CAREER THREE-POINT FIELD GOALS: 0-2 (.000)

NBA PLAYOFFS

									—— REBOUNDS ——								
YEAR, TEAM	GP	MINS	FGM	FGA	PCT.	FTM	FTA	PCT.	OFF	DEF	TOT	AST	PF	DQ	STL	BLK	PTS	AVG
14-15, HOU	17	127	21	31	.677	15	29	.517	13	29	42	5	19	0	3	9	57	3.4
15-16, HOU	5	43	3	9	.333	2	5	.400	8	12	20	2	5	0	3	2	8	1.6
16-17, HOU	11	286	46	82	.561	24	39	.615	26	70	96	12	28	0	8	28	116	10.5
17-18, HOU	17	520	95	144	.660	26	55	.473	61	136	197	22	38	0	14	36	216	12.7
18-19, HOU	11	331	46	82	.561	15	35	.429	41	72	113	16	26	1	3	12	107	9.7
5 YR. TOT	61	1307	211	348	.606	82	163	.503	149	319	468	57	116	1	31	87	504	8.3

POSTSEASON THREE-POINT FIELD GOALS: 0-1 (.000)

John Collins

HEIGHT: 6-9
WEIGHT: 235
COLLEGE: Wake Forest
HIGH SCHOOL: Cardinal Newman, West Palm Beach, Florida
BIRTHPLACE: Layton, Utah
BIRTHDATE: September 23, 1997 AGE: 23

NBA EXPERIENCE: 3 years
CURRENT NBA SEASON: 4th

FWD/CTR
20



HOW JOHN JOINED THE HAWKS: Selected by the Hawks in the first round (19th overall) of the 2017 NBA Draft as an early-entry candidate • Signed to a contract by Atlanta on July 1, 2017.

LAST SEASON (2019-20): Appeared in 41 games (all starts) and averaged career-highs of 21.6 ppg, 10.1 rpg and 1.6 bpg in 33.2 mpg (.583 FG%, .401 3FG%, .800 FT%) • Ranked 8th in FG% • Scored in double figures 38 times, including 24 games with 20+ points and seven 30+ point contests • Recorded 22 double-doubles, including 15 contests with 20+ points and 10+ rebounds • Led team in total rebounds (416) and total blocks (66) • In January, was the only NBA player to average at least 19.0 points (19.4) on .550-or-better FG% (.572) and knock down at least 15 3FGM (15) • In February, posted 25.6 ppg and 10.4 rpg, shooting .636 FG%, .535 3FG% and .800 FT% in 13 contests, becoming the first player in NBA history to average at least 25.0 ppg and 10.0 rpg, while making .600 FG%, .500 3FG% and .800 FT% for a month (minimum two games played) • Made at least five FGs and shot at least .500 FG% in 22 consecutive games from Jan. 14-Feb. 29, the longest streak in franchise history • Recorded three games (all wins) with at least 30 points and at least 16 boards • Missed 25 games due to suspension for violating the NBA's Anti-Drug Program • **SEASON HIGHS:** 35 pts v/DAL (2/22), 20 rebs v/PHI (1/30), 4 assts (3x), 3 stls v/LAC (1/22), 4 blks (3x), 14 FGM @CHI (12/28), 5 3FGM @MIA (10/29), 9 FTM @BOS (2/7), 50 mins v/NYK (2/9).

PROFESSIONAL CAREER: Through 176 games (126 starts) across three seasons with the Hawks, holds career averages of 16.2 ppg, 8.8 rpg and 1.6 apg in 28.3 mpg • In **2018-19**, led Hawks in ppg and rpg, averaging 19.5 ppg, 9.8 rpg and 2.0 apg in 30.0 mpg (.560 FG%, .348 3FG%, .763 FT%) in 61 games (59 starts) • Ranked 15th in rpg, 16th in FG% & 33rd in ppg • One of only seven NBA players to play at least 60 games and post at least 19.5 ppg and 9.8 rpg • Became the first sophomore in NBA history to compile 19.5 ppg and 9.8 rpg in 30 mpg or less • Scored in double figures 57 times (33 games with 20+ points; six 30+ point contests) • At All-Star Weekend, participated in MTN DEW ICE Rising Stars and AT&T Slam Dunk • Recorded 20 points, a career-high 25 rebounds and a career-high-tying six assists on 4/10 v/IND • Registered 33 points (13-20 FGs, 7-9 FTs), a then-career-high 19 boards and a block on 3/9 vs. Brooklyn • Totaled a career-high-tying 35 points (13-20 FGs, 2-4 3FGs, 7-11 FTs), and 16 boards (10 offensive) on 2/2 at Phoenix • In **2017-18**, named to NBA All-Rookie Second Team after averaging 10.5 ppg, 7.3 rpg, 1.3 apg and 1.1 bpg in 24.1 mpg (.576 FG%, .340 3FG%, .715 FT%) in 74 contests (26 starts) • Ranked seventh in the NBA in FG%, 10th in Eff. FG% (.591), t25th in bpg and 33rd in rpg • Led NBA rookies in offensive rebounds (176), ranked second in FG% and bpg, third in rpg, fifth in double-doubles (11) and 11th in ppg • Scored in double-figures 40 times (including two 20-point outings) and had 17 double-digit rebounding nights • Averaged 11.2 ppg, 7.9 rpg and 2.0 apg (.580 FG%, .333 3FG%, .689 FT%) as a starter • Started for the first time in his career v/LAC (11/22), ending the game with 14 points, 10 rebounds, four steals and three assists in 38 minutes (7-9 FGs) • Made his NBA debut @Dal (10/18), finishing with 14 points, five rebounds, two steals and one assist in 22 minutes (6-10 FGs, 2-3 FTs) • Started and saw 23 minutes of action in the 2018 Mtn Dew Kickstart Rising Stars game (2/16) during All-Star Weekend tallying 11 points, three rebounds, two steals and one block (5-8 FGs, 1-2 FTs) • Missed six games (12/2-12/12) due to a left AC joint sprain and missed two games (3/20-3/22) due to a left ankle sprain.

COLLEGIATE CAREER: A two-year letterman at Wake Forest with career averages of 13.4 ppg, 7.0 rpg and 1.2 bpg in 20.7 mpg (.601 FG%, .729 FT%) in 64 games (34 starts) • As a sophomore in 2016-17, averaged 19.2 ppg, 9.8 rpg and 1.6 bpg in 26.6 mpg (.622 FG%, .745 FT%) in 33 games (all starts) on his way to garnering All-ACC First Team and ACC Most Improved Player honors, as well as Second Team All-America recognition by the Basketball Times • Also named to the USBWA and NABC All-District Teams • Led the conference in FG% and 20-point/10-rebound games (10), while ranking second in rebounding and third in scoring in helping the Demon Deacons to the NCAA Tournament for the first time since 2010 • Had a streak of 12 consecutive 20-point games, the longest by a Demon Deacon in four decades, while also becoming the first player with 600 points and 300 rebounds in a season since Tim Duncan in 1996-97 • Became the school's 15th All-American (first since 2009-10) and the program's first first-team All-ACC selection since 2004-05 • Saw action in all 31 games (one starting assignment) as a freshman in 2015-16 • Averaged 7.3 points and 3.9 rebounds in 14.4 minutes (.547 FG% - tops on the team, .691 FT%).

PERSONAL INFO: Full name is John Martin Collins III • Nickname is "JC" • Son of Lyria Rissing-Collins, who is retired from the U.S. Air Force • Born September 23, 1997 in Layton, Utah • Member of 2019 USA Basketball Men's Select Team • Participated in the NBA Africa Game as part of Team World in August, 2018 • A 2015 graduate and three-year letterman at Cardinal Newman High School in West Palm Beach, FL, where he was named 2014-15 Florida Class 4A Player of the Year, as well as Player of the Year by the Palm Beach Post, the Sun Sentinel and the Gatorade (Palm Beach) • Averaged 20.3 ppg and 10.2 rpg during his senior season • On Twitter @jcollins20_ and Instagram @jcollins20_.

CAREER HIGHS

Points	FGM	FGA	3FGM	3FGA	FTM	FTA	Rebounds	Assists	Steals	Blocks	Minutes
35	14	26	5	8	10	12	25	6	4	4	50
Three Times	Two Times	12/28/19 @CHI	10/29/19 @MIA	10/29/19 @MIA	2/23/19 v/PHO	12/14/18 @BOS	4/10/19 v/IND	Four Times	11/22/17 v/LAC	Nine Times	2/9/20 v/NYK



CAREER STATS

NBA REGULAR SEASON

YEAR, TEAM	GP	MINS	FGM	FGA	PCT.	FTM	FTA	PCT.	REBOUNDS OFF	REBOUNDS DEF	REBOUNDS TOT	AST	PF	DQ	STL	BLK	PTS	AVG
17-18, ATL	74	1785	314	545	.576	133	186	.715	176	365	541	98	215	4	47	80	777	10.5
18-19, ATL	61	1829	465	831	.560	203	266	.763	219	376	595	121	199	3	22	39	1188	19.5
19-20, ATL	41	1362	353	605	.583	120	150	.800	116	300	416	60	138	3	31	66	885	21.6
3 YR. TOT	176	4976	1132	1981	.571	456	602	.757	511	1041	1552	279	552	10	100	185	2850	16.2

THREE-POINT FIELD GOALS IN 17-18: 16-47 (.340)
THREE-POINT FIELD GOALS IN 18-19: 55-158 (.348)
THREE-POINT FIELD GOALS IN 19-20: 59-147 (.401)
CAREER THREE-POINT FIELD GOALS: 130-352 (.369)

Kris Dunn

HEIGHT: 6-3
WEIGHT: 205
COLLEGE:
HIGH SCHOOL:
BIRTHPLACE:
BIRTHDATE:

NBA EXPERIENCE: 4 years
CURRENT NBA SEASON: 5th
Providence
New London High School, New London, CT
New London, CT
March 18, 1994 AGE: 26

GUARD
32



HOW KRIS JOINED THE HAWKS: Signed a free agent contract with the Hawks on November 28, 2020 • Traded by the Timberwolves, along with Zach LaVine and the No. 7 pick in the 2017 NBA Draft, to Chicago for Jimmy Butler and the 16th overall selection in the 2017 NBA Draft on June 22, 2017 • Signed to a contract by Minnesota on July 7, 2016 • Selected by Minnesota in the first round (5th overall) of the 2016 NBA Draft on June 23, 2016.

LAST SEASON (2019-20): Appeared in 51 games (32 starts) and averaged 7.3 ppg, 3.6 rpg, 3.4 apg and 1.98 spg (2nd in the NBA) on a career-best .444 FG%, .306 3FG%, .741 FT% • Scored in double figures 14 times (8-6 record) • Tied for an NBA-high with 20 games of at least three steals and recorded 30 contests with at least two steals (11th best in the NBA) • Recorded his 100th steal of the season on 1/27 v/SAS, joining Michael Jordan and Scottie Pippen as the only players in Bulls history to swipe at least 100 steals within the team's first 50 games of a season • Recorded a career-high-tying five steals @ATL (11/6) and @NOP (1/8) • Claimed his 300th career steal on 12/11 v/ATL • **SEASON HIGHS:** 16 pts @MIA (12/8), 9 rebs v/LAC (12/14), 9 assts v/MIL (11/18), 5 stls (2x), 3 blks v/LAC (12/14), 6 FGM (4x), 3 3FGM (2x), 8 FTM v/MIN (1/22), 40 mins v/BOS (1/4).

PROFESSIONAL CAREER: Through 227 games (126 starts) across four seasons with the Timberwolves and Bulls, holds career averages of 8.3 ppg, 4.2 apg, 3.3 rpg and 1.6 spg in 24.3 mpg • In **2018-19**, played in 46 games (44 starts) and averaged 11.3 ppg, 4.1 rpg, 6.0 apg and 1.48 spg in 30.2 mpg • Shot .425 FG%, .354 3FG% and .797 FT% • Tallied a season-high 26 points while tying a season high with three 3FGs v/WAS (3/20) • Scored 18 points with nine assists and seven rebounds v/LAL (3/12) • Hit multiple 3FGs in back-to-back games for the first time in his career @ATL (3/1) and v/ATL (3/3) • Knocked down a season-high three 3FGs @ATL (3/1) • Dished out 10 assists and set a season high with 4 steals vs. LAC (1/25) • Dished out a career-high 17 assists with only two turnovers in OT game v/IND (1/4), along with setting a season-high in minutes (40); the 17 assists were T-5th most in a single game in 2018-19 season • Notched 24 points on 11-21 shooting with six assists v/BKN (12/19) • Led the Bulls with 24 points on 11-19 shooting with seven rebounds and two steals @SAS (12/15) • Inactive for one game with a bruised tailbone and one game with a migraine • DND two games and inactive five games with a mid-back strain • Missed the season's first two games for personal reasons • In **2017-18**, played in 52 games (43 starts) and averaged 13.4 ppg, 4.3 rpg, 6.0 apg and 2.00 spg in 29.3 mpg • Shot .429 FG%, .321 3FG% and .737 FT% • Made career-high eight FTs out of career-high 10 FTA v/MEM (3/7) • Tied a career-high five steals @NYK (1/10) • Scored career-high 32 points and had nine assists @DAL (1/5) • Joined Michael Jordan as the only two players for the Bulls to have a game with at least 20 points, 12 assists, four steals and two blocks @MIL (12/26) • Set a season-high with 14 assists @CLE (12/21) • Totaled double-digit points in a career-best 10-straight games from 12/4-21 • Dished out 12 assists on 12/8 @CHA while also recording 20 points, six rebounds and three steals, becoming the first Bulls player since Derrick Rose in 2011-12 to post at least 20 points, 10 assists and five boards in a game • Missed 14 games with a right big toe sprain (3/17-4/1), one game to left patella tendinitis (12/29) and 11 games with a concussion (1/20-2/12) • Suffered left finger dislocation in preseason game v/MIL (10/6) and missed the first four games of the regular season • Spent 29 games on the Inactive List and recorded one DND due to injury • In **2016-17** (Minnesota), played in 78 games (seven starts) and averaged 3.8 ppg, 2.1 rpg and 2.4 apg in 17.1 mpg • Shot .377 FG%, .288 3FG% and .610 FT% • Ranked 6th among rookies in assists, 2nd in steals (1.00 spg) and 4th in blocks (0.46 bpg) • Tallied season-high 16 assists with 10 points @HOU (4/12) • Swiped 29 steals over the final 20 games • Became the 10th player in Timberwolves history (first since Andrei Kirilenko in 2012) to collect four-or-more steals and at least three blocks in a game on 3/28 @IND • Scored season-high 17 points in season-high 35 minutes @POR (3/25) • Started on 1/22 v/DEN and totaled 10 points, a season-high eight rebounds and nine assists • Swatted season-high three blocks v/POR (1/1) • Became the eighth Timberwolves rookie to swipe five-or-more steals on 11/1 vs. MEM • Dressed but did not play in four games (2/3-8) due to a sore right hand.

COLLEGIATE CAREER: Played 95 games (83 starts) over four seasons at Providence College and averaged 12.8 ppg, 5.1 rpg and 5.8 apg in 31.5 mpg • Joined Georgetown's Patrick Ewing as the only BIG EAST players to earn both Player of the Year and Defensive Player of the Year twice • Just the sixth player in the 38-year history of the BIG EAST to earn Player of the Year twice • The only guard in league history to earn Player of the Year and Defensive Player of the Year in the same season • First Friar to register 1,000 points, 500 assists, 400 boards and 200 steals. 2015-16: As a junior, was named an All-America Second Team honoree by AP, NABC, Sports Illustrated, USBWA and Sporting News, and Third Team by ESPN.com and USA Today • Candidate for the Oscar Robertson, Wooden and Naismith Player of the Year awards, as well as the Bob Cousy Award and the NABC Defensive Player of the Year. 2014-15: As a redshirt sophomore, led the league in assists (7.5 apg – 3rd nationally) and steals (2.73 spg – 5th), the first time a BIG EAST player had done so. 2013-14: Missed the first three games of the season with an injured shoulder • Scored 10 points, added 5 assists, and grabbed 4 rebounds vs. Vanderbilt (11/22) • had season ending surgery in December. 2012-13: Missed the first nine games of the season with an injured shoulder • Tied the team's freshman record for assists in a game (13) and set the team's freshman record for assists in a debut and added seven points and six rebounds vs. Colgate (12/18) • Earned the team's promising prospect award (4/14).

PERSONAL INFO: Full name is Kristofer Michael Dunn • Son of John and Audra Seldon • Has two brothers, John Dunn and Rashad Pauley, and two sisters, Ashley and Ariana Seldon • Favorite athlete is Rajon Rondo, favorite movie is All About the Benjamins and his favorite food is chicken wings • Attended New London High School in New London, Conn. • As a senior, led his team to a 23-3 record, averaging 31.4 ppg and 10.1 rpg • Earned All-State honors three times • Led his team to a 27-0 season and state title during his junior year • Named New Haven Register's State Player of the Year in 2011 • Named McDonald's All-American, Jordan All-American, Parade All-American and Gatorade State Player of the Year • Invited to the 2012 USA Basketball Men's U18 training camp • On Twitter @KrisDunn3 and Instagram @krisdunn3.

CAREER HIGHS

Points	FGM	FGA	3FGM	3FGA	FTM	FTA	Rebounds	Assists	Steals	Blocks	Minutes
32	12	24	4	7	8	10	9	17	5	3	46
1/5/18	1/5/18	Two	Two	3/20/19	Two	3/7/18	Two	1/4/19	Four	Five	1/10/18
@DAL	@DAL	Times	Times	v/WAS	Times	v/MEM	Times	v/IND	Times	Times	@NYK

CAREER STATS

NBA REGULAR SEASON

									— REBOUNDS —									
YEAR, TEAM	GP	MINS	FGM	FGA	PCT.	FTM	FTA	PCT.	OFF	DEF	TOT	AST	PF	DQ	STL	BLK	PTS	AVG
16-17, MIN	78	1333	118	313	.377	36	59	.610	24	142	166	188	178	2	78	36	293	3.8
17-18, CHI	52	1525	286	666	.429	84	114	.737	24	197	221	310	174	1	104	27	699	13.4
18-19, CHI	46	1389	215	506	.425	55	69	.797	19	168	187	277	166	5	68	21	519	11.3
19-20, CHI	51	1269	152	342	.444	40	54	.741	23	163	186	173	158	5	101	17	373	7.3
4 YR. TOT	227	5516	771	1827	.422	215	296	.726	90	670	760	948	676	13	351	101	1884	8.3

THREE-POINT FIELD GOALS IN 16-17: 21-73 (.288)
THREE-POINT FIELD GOALS IN 17-18: 43-134 (.321)
THREE-POINT FIELD GOALS IN 18-19: 34-96 (.354)
THREE-POINT FIELD GOALS IN 19-20: 29-112 (.259)
CAREER THREE-POINT FIELD GOALS: 127-415 (.306)

Bruno Fernando

HEIGHT: 6-9
WEIGHT: 240
COLLEGE: Maryland
HIGH SCHOOL: IMG Academy, Bradenton, FL
BIRTHPLACE: Luanda, Angola
BIRTHDATE: August 15, 1998 AGE: 22

NBA EXPERIENCE: 1 year
CURRENT NBA SEASON: 2nd

FWD/CTR
24



HOW BRUNO JOINED THE HAWKS: Acquired by the Hawks on July 7, 2019 from Philadelphia, in exchange for the draft rights to Jordan Bone and two second-round picks • Originally selected by the Sixers in the second round (34th overall) of the 2019 NBA Draft as an early-entry candidate.

LAST SEASON (2019-20): Appeared in 56 games (13 starts) and averaged 4.3 ppg and 3.5 rpg in 12.7 mpg (.518 FG%, .135 3FG%, .569 FT%) • Among qualifying rookies, ranked 5th in offensive rpg, 6th in total offensive rebs, t12th in rpg and t13th in bpg • Scored in double figures nine times, including posting career-highs of 14 pts and 12 rebs on 1/26 v/WAS to record his first double-double • Shot a perfect 5-5 FGs on 2/29 v/POR, totaling 11 points in 17 minutes • On 2/26 v/ORL, compiled 10 points and nine rebounds in 22 minutes • **SEASON HIGHS:** 14 pts v/WAS (1/26), 12 rebs v/WAS (1/26), 3 assts (4x), 2 stls (3x), 2 blks (3x), 7 FGM v/WAS (1/26), 1 3FGM (5x), 3 FTM @CHI (12/11), 23 mins v/MEM (3/2).

COLLEGIATE CAREER: In two seasons at Maryland, played in 64 games (53 starts) and averaged 12.0 ppg, 8.7 rpg and 1.6 bpg in 26.4 mpg (conference-best .595 FG%, .763 FT%) • Named First Team All-Big Ten and All-B1G Defensive Team as a sophomore in 2018-19, averaging 13.6 ppg, 10.6 rpg and 1.9 bpg in 30.0 minutes (.607 FG%, .779 FT%) in 34 games (33 starts) for the Terps • Ranked second in the ACC in field-goal percentage and ninth in scoring • As a freshman in 2017-18, named to Big Ten All-Freshman team, compiling 10.3 ppg, 6.5 rpg and 1.2 bpg in 22.4 mpg (.578 FG%, .740 FT%) • Two-time Big Ten Freshman of the Week honoree • Finished sixth in the Big Ten in FG%.

PERSONAL INFO: Son of Bernardo Fernando and Natalia David • One of eight children, has four brothers and three sisters • Led the Angolan U-18 National Team to the Afrobasket title • Unanimous four-star recruit • Enjoys video games and dancing • Favorite all-time NBA player is Kevin Garnett • On Twitter @BrunoFernandoMV and Instagram @the_angolan_bf.



CAREER HIGHS

Points	FGM	FGA	3FGM	3FGA	FTM	FTA	Rebounds	Assists	Steals	Blocks	Minutes
32	12	24	4	7	8	10	9	17	5	3	46
1/5/18	1/5/18	Two Times	Two Times	3/20/19	Two Times	3/7/18	Two Times	1/4/19	Four Times	Five Times	1/10/18
@DAL	@DAL			v/WAS		v/MEM		v/IND			@NYK

CAREER STATS

NBA REGULAR SEASON

YEAR, TEAM	GP	MINS	FGM	FGA	PCT.	FTM	FTA	PCT.	REBOUNDS OFF	REBOUNDS DEF	REBOUNDS TOT	AST	PF	DQ	STL	BLK	PTS	AVG
19-20, ATL	56	713	103	199	.518	29	51	.569	67	131	198	49	107	0	18	17	240	4.3

CAREER THREE-POINT FIELD GOALS: 5-37 (.135)

Danilo Gallinari

HEIGHT: 6-10
WEIGHT: 233
TEAM/HOME COUNTRY: Olimpia Milano/Italy
BIRTHPLACE: Sant'Angelo Ldigiano, Italy
BIRTHDATE: August 8 1988

NBA EXPERIENCE: 11 years
CURRENT NBA SEASON: 12th
AGE: 32

FORWARD
8



HOW DANILO JOINED THE HAWKS: Acquired by the Hawks, along with cash considerations, in exchange for a conditional 2025 second-round pick from Oklahoma City on November 24, 2020 • Acquired by the Thunder from the LA Clippers, along with Shai Gilgeous-Alexander, three Clippers first-round draft picks (2022, 2024, 2026), two first-round picks from Miami (2021, 2023) and the right to two first-round pick swaps (2023, 2025) in exchange for Paul George on July 10, 2019 • Acquired by the LA Clippers from Denver as part of a three-team transaction on July 6, 2017 • Traded, as part of a three-team deal, from New York to Denver on February 22, 2011 • Selected 6th overall by the Knicks in the 2008 NBA Draft on June 26, 2008.

LAST SEASON (2019-20): Appeared in 62 games (all starts) and averaged 18.7 ppg, 5.2 rpg and 1.9 apg in 29.6 mpg (.438 FG%, .405 3FG%, .893 FT%) • Tallied a Thunder team-high 178 3FGM, the second-highest total of his career • On 1/13 @MIN, led OKC with 30 points (8-12 FGs, 3-4 3FGs, 11-12 FTs), earning his 10th straight game with at least three makes from beyond the arc, tied with Paul George for the longest such streak in Thunder history • On 12/1 @NOP, led OKC with his first double-double of the season of 23 points and a game-high tying 11 rebounds, going 4-for-7 from beyond the arc • Led the team in scoring 16 times, rebounding seven times and assists twice • Notched three double-doubles, grabbing double-figure boards three times • Scored 10+ points 57 times, 20+ points 25 times and 30+ points once • Sat out one game with a left ankle sprain • Missed five games with left ankle soreness • Sat out one game with a right calf contusion • Missed one game on rest • Out one game with a sore left thumb • Missed a game with injury maintenance • **SEASON HIGHS:** 30 pts @MIN (1/13), 13 rebs @HOU (1/20), 6 assts (2x), 4 stls @DET (3/4), 1 blk (5x), 12 FGM @NOP (2/13), 7 3FGM v/MIA (1/17), 11 FTM (2x), 37 mins v/MIN (12/6).

PROFESSIONAL CAREER: Through 611 games (541 starts) across 11 seasons with the Knicks, Nuggets, Clippers and Thunder, holds career averages of 16.2 ppg, 4.9 rpg and 2.0 apg in 30.9 mpg • In **2018-19**, appeared in 68 games (all starts) with the LA Clippers and recorded averages of 19.8 points, 6.1 rebounds and 2.6 assists in 30.3 minutes per contest (.463 FG%, .433 3FG%, .904 FT%) • Ranked 4th in the NBA in FT% and 5th in 3FG% • Led the NBA in points per possession with at least 1,000 possessions, per Synergy and recorded career highs in ppg, rpg and FG% • On 3/4 at L.A. Lakers, recorded his 1,000th career three-pointer • On 4/5 vs. L.A. Lakers, matched his career high of eight assists • On 3/31 vs. Memphis, recorded a season-high 15 rebounds and made 14 free throws • Missed one game due to illness • Sat out 10 games due to low back spasms • Missed one game due to a sore left ankle • In **2017-18**, appeared in 21 games (all starts) with the LA Clippers, averaging 15.3 points, 4.8 rebounds and 2.0 steals in 32.0 minutes, shooting 93.1 percent from the free throw line • Logged at least 20 points five times, four of which came in an 11-day stretch in February • On 2/5 vs. Dallas, scored a season-high 28 points on 13 field goal attempts, making him one of eight players that season with at least 28 points on 13 or fewer attempts • Missed 13 games with a sprained left glute • Sat out six games due to a left glute contusion • Absent from 19 games due to a left glute injury • Missed 18 games because of a right hand contusion/non-displaced fracture • Sat out five games due to a sore right hand • In **2016-17,** appeared in 63 games (all starts) with Denver and averaged 18.2 points, 5.2 rebounds and 2.1 assists in 33.9 minutes, .447 FG% percent from the field, .389 3FG% and .902 FT% • Was one of six players to average at least 18 points, five rebounds and two assists while shooting at least 38 percent from three • Led Denver in scoring and free throw shooting • Ranked tied for eighth in the NBA in offensive rating • Scored in double figures in 62 of his 63 appearances • Scored at least 20 points 21 times, including two 30-point outings • In **2015-16**, appeared in 53 games (all starts) with Denver and averaged a career-high 19.5 points, 5.3 rebounds and 2.5 assists in 34.7 minutes per contest • On 2/19 @SAC, tallied 27 points, three rebounds, three steals and two assists in 37 minutes • Recorded a season-high 33 points, going 18-for-18 FTs, three rebounds and two assists on 2/5 v/CHI • On 1/23 v/DET, registered 30 points (8-15 FGs, 13-16 FTs), six rebounds and two assists • On 1/19 v/OKC, posted 27 points in 39 minutes • Grabbed a career-best 18 rebounds and tallied 20 points on 11/24 v/LAC, going 16-of-17 from the line • Missed the last 23 games of the season and six others in season due to a right ankle sprain • In **2014-15**, appeared in 59 games (27 starts) with Denver, recording averages of 12.4 points, 3.7 rebounds and 1.4 assists • Registered a career-best 47 points and nine rebounds on 4/10 v/DAL, going 15-for-23 from the field and 10-for-10 from the stripe • On 3/22 at Orlando, registered 40 points, seven rebounds, four assists and three steals, going 12-of-21 from the floor and 10-of-11 from the free throw line • Missed 15 games with a right knee meniscal tear • Sat out five games due to rest • Missed three games because of a right knee contusion • Missed the entire **2013-14** season due to a torn left ACL • In **2012-13**, appeared in 71 games (all starts) with Denver, averaging 16.2 points, 5.2 rebounds and 2.5 assists in 32.5 minutes per contest • Scored in double figures 57 times and at least 20 points 22 times • Led the team with 135 three-pointers and shot a team-leading .822 FT% • Did not play on opening night due to a left ankle sprain • Missed two games due to a sinus infection • Sat out two games due to a left thigh bruise • Sat out six games with an ACL tear • In **2011-12**, appeared in 43 games (40 starts) with the Nuggets and averaged 14.6 points, 4.7 rebounds and a career-best 2.7 assists. Scored in double digits in 31 of his 43 games. Led the team in scoring 14 times throughout the season. On 1/25 @SAC, had 23 points, five assists and three blocks • On 1/21 @NYK, recorded a double-double with a career-high 37 points and 11 rebounds while shooting 18-of-20 from the line • Left the game on 2/6 v/HOU with a left ankle sprain and missed the next 13 • Sat out 10 games with a fractured thumb • In **2010-11**, appeared in 62 games (60 starts) with New York and Denver, recording averages of 15.6 points, 4.9 rebounds and 1.7 assists in 33.9 minutes per contest • In 14 games with the Nuggets, averaged 14.7 points and 4.9 rebounds in 30.9 minutes • Appeared in 48 games (all starts) with the Knicks, averaging 15.9 points, 4.8 rebounds and 1.7 assists in 34.8 minutes per game • Scored at least 20 points 15 times, including one 30-point outing • Logged two double-doubles on the year with New York • Missed two games with a sprained right ankle • Sat out 14 games due to a left knee sprain • In **2009-10**, appeared in 81 games (74 starts) with New York, averaging 15.1 points (fourth on team) and 4.9 rebounds in 33.9 minutes, shooting .423 FG% and .818 FT% • Led the team in games played after back pain limited him to just 28 contests in his rookie season • Shot .381 3FG%, finishing second in the NBA in makes behind only Houston's Aaron Brooks (209) and recording the second-highest single-season total in Knicks franchise history (John Starks made 217 in 94-95) • Ranked sixth among NBA sophomores in scoring • Led the Knicks in scoring 12 times and rebounds four times • Had 20 games with 20 or more points and two 30-point outings • Notched five double-doubles • Scored five points for the Sophomore squad in the 2010 T-Mobile Rookie Challenge at the NBA All-Star weekend in Dallas • Also finished tied for fourth in the Foot Locker Three-Point Contest and assisted on Nate Robinson's third career win in the Sprite Slam Dunk Competition • In **2008-09**, lingering back pain limited his rookie season to 28 games (two starts), averaging 6.1 points on .448 FG% in 14.7 minutes per game • Shot .444 3FG% and .963 FT% • Recorded six double-figure scoring games • Made at least one three-point shot in 21 of his 28 games • Scored a season-high 17 points on 3/4 v/ATL • Logged nine DNP-CD • Missed 45 games due to back pain • Underwent successful back surgery on 4/7.

PLAYOFF HISTORY: Has appeared in 25 postseason games (all starts) with the Nuggets, Clippers and Thunder, averaging 15.1 points, 5.1 rebounds and 2.0 assists in 31.3 minutes • In 2020, appeared in seven contests and posted 15.0 points, 5.4 rebounds and 1.0 assists in 30.3 minutes • In 2019, appeared in six playoff games (all starts), averaging 19.8 points, 6.2 rebounds, 2.7 assists and 1.33 steals in 33.5 minutes per contest • On 4/26 @GSW, registered a playoff career-high 29 points • In 2012, appeared in all seven postseason games with the Nuggets v/LAL, averaging 13.4 points, 5.1 rebounds and 2.4 assists in 31.7 minutes per contest • In 2011, started in all five playoff games with Denver v/OKC, recording averages of 12.0 points, 3.4 rebounds and 2.0 assists in 29.6 minutes • Posted 18 points, four rebounds and two assists in Game 1 on 4/17.

INTERNATIONAL PROFESSIONAL CAREER: Played in Italy from 2004-2008 • Participated in 2011 Eurobasket Championships for Italy • Averaged 15.2 points and 6.4 rebounds in five games • Appeared in 62 games (60 starts) in two seasons (2006-08) with Armani Jeans Milano of the Italian A-1 League, averaging 14.0 points on 45.2 percent shooting from the field and 36.3 percent shooting from beyond the arc • Was named Euroleague's Rising Star in 2007-08 • Scored a career-high 29 points vs. Siviglia during the 2007-08 season • Participated in the 2007 Italian All-Star Game • Signed with Armani Jeans Milano and played on loan with Edimes Pavia (Italian A-2 League) in 2005-06 • Member of the Italian U-18 National Team, helping lead Italy to a bronze medal at the 2005 U-18 European Championships in Belgrade while averaging 10.6 points per game • Made his pro debut at age 16 with Assigeco Casalpusterlengo of the Italian Serie B-1 League in 2004-05.

NATIONAL TEAM CAREER: Averaging 12.8 ppg (.457 FG%, .351 3pt%, .759 FT%), 3.6 rpg, 3.2 apg, 0.8 spg and 26.1 mpg in 52 career national games for the Serbian National Team • Competing for the Serbia at the 2019 FIBA World Cup • Totaled 22 points (7-22 FG, 4-15 3pt, 4-4 FT), five rebounds, two assists and three steals in 37 minutes in two games the European Qualifiers • Averaged 20.4 ppg (.474 FG%, .292 3pt%, .825 FT%), 3.4 rpg, 5.0 apg, 1.2 spg and 32.0 mpg in nine games during EuroBasket 2017 leading Serbia to a second place finish • A member of the silver-medal winning Serbian national team in the 2016 Rio Olympics, Bogdanovic averaged 12.3 ppg (.458 FG%, .366 3pt, 7-8 FT), 3.6 rpg, 2.6 apg and 26.1 mpg in eight contests, including a game-high 18 points (7-11 FG, 3-4 3pt, 1-1 FT) to accompany one rebound, five assists and three steals in a quarterfinal victory over Croatia • Helped guide Serbia into the Games with averages of 17.8 ppg (.578 FG%, .556 3pt%, 4-5 FT), 5.3 rpg, 6.0 and 26.1 mpg in four games during the 2016 FIBA Qualifying Tournament • Accumulated 8.9 ppg (.397 FG%, .271 3pt%, 812 FT%), 3.2 rpg, 3.2 apg and 21.2 mpg in nine games during EuroBasket in 2015 • During the 2014 FIBA World Cup, recorded 12.0 ppg (.470 FG%,

(CONTINUED ON P. 62)

CAREER HIGHS

Points	FGM	FGA	3FGM	3FGA	FTM	FTA	Rebounds	Assists	Steals	Blocks	Minutes
47	15	23	8	16	18	20	18	8	5	4	52
4/10/15 v/DAL	4/10/15 v/DAL	Two Times	10/31/09 v/PHI	10/31/09 v/PHI	Two Times	1/21/12 @NYK	11/24/15 v/LAC	Four Times	1/1/12 v/LAL	Two Times	1/21/12 @NYK

CAREER STATS

NBA REGULAR SEASON

YEAR, TEAM	GP	MINS	FGM	FGA	PCT.	FTM	FTA	PCT.	REBOUNDS OFF	REBOUNDS DEF	REBOUNDS TOT	AST	PF	DQ	STL	BLK	PTS	AVG
08-09, NYK	28	412	56	125	.448	26	27	.693	13	42	55	15	48	1	14	4	170	6.1
09-10, NYK	81	2747	392	927	.423	251	307	.818	65	333	398	135	191	1	75	58	1221	15.1
10-11, NYK-DEN	62	2104	265	640	.414	337	391	.862	59	246	305	104	144	0	51	27	970	15.6
11-12, DEN	43	1351	193	466	.414	182	209	.871	28	174	202	116	86	0	42	23	628	14.6
12-13, DEN	71	2309	364	871	.418	286	348	.822	65	302	367	176	130	0	64	36	1149	16.2
14-15, DEN	59	1426	228	568	.401	171	191	.895	31	187	218	83	94	0	47	20	734	12.4
15-16, DEN	53	1839	287	700	.410	375	432	.868	52	229	281	135	87	1	42	19	1036	19.5
16-17, DEN	63	2134	335	750	.447	349	387	.902	39	286	325	135	93	0	40	15	1145	18.2
17-18, LAC	21	671	102	256	.398	81	87	.931	9	92	101	41	30	0	12	10	321	15.3
18-19, LAC	68	2059	409	884	.463	367	406	.904	54	363	417	178	129	1	49	23	1346	19.8
19-20, OKC	62	1834	358	817	.438	266	298	.893	34	288	322	119	75	0	42	5	1160	18.7
11 YR. TOT	611	18886	2989	7004	.427	2691	3083	.873	449	2542	2991	1237	1107	4	478	240	9880	16.2

THREE-POINT FIELD GOALS IN 08-09:	32-72	(.444)	
THREE-POINT FIELD GOALS IN 09-10:	186-488	(.381)	
THREE-POINT FIELD GOALS IN 10-11:	103-293	(.352)	
THREE-POINT FIELD GOALS IN 11-12:	60-183	(.328)	
THREE-POINT FIELD GOALS IN 12-13:	135-362	(.373)	
THREE-POINT FIELD GOALS IN 14-15:	107-301	(.355)	
THREE-POINT FIELD GOALS IN 15-16:	87-239	(.364)	
THREE-POINT FIELD GOALS IN 16-17:	126-324	(.389)	
THREE-POINT FIELD GOALS IN 17-18:	36-111	(.324)	
THREE-POINT FIELD GOALS IN 18-19:	161-372	(.433)	
THREE-POINT FIELD GOALS IN 19-20:	178-439	(.405)	
CAREER THREE-POINT FIELD GOALS:	1211-3184	(.380)	

NBA PLAYOFFS

YEAR, TEAM	GP	MINS	FGM	FGA	PCT.	FTM	FTA	PCT.	REBOUNDS OFF	REBOUNDS DEF	REBOUNDS TOT	AST	PF	DQ	STL	BLK	PTS	AVG
10-11, DEN	5	148	19	44	.432	15	21	.714	1	16	17	10	17	0	4	0	60	12.0
11-12, DEN	7	222	34	94	.362	22	24	.917	9	27	36	17	15	0	5	4	94	13.4
18-19, LAC	6	201	39	111	.351	28	33	.848	9	28	37	16	14	0	8	1	119	19.8
19-20, OKC	7	212	32	79	.405	29	30	.967	5	33	38	7	11	0	5	1	105	15.0
4 YR. TOT	25	783	124	328	.378	94	108	.870	24	104	128	50	57	0	22	6	378	15.1

THREE-POINT FIELD GOALS IN 10-11:	7-15	(.467)	
THREE-POINT FIELD GOALS IN 11-12:	4-23	(.174)	
THREE-POINT FIELD GOALS IN 18-19:	13-43	(.302)	
THREE-POINT FIELD GOALS IN 19-20:	12-37	(.324)	

PLAYOFF THREE-POINT FIELD GOALS: 36-118 (.305)

Brandon Goodwin

HEIGHT: 6-0
WEIGHT: 233
COLLEGE: Florida Gulf Coast
HIGH SCHOOL: Norcross, Norcross, GA
BIRTHPLACE: Columbia, SC
BIRTHDATE: October 2, 1995

NBA EXPERIENCE: 2 years
CURRENT NBA SEASON: 3rd
AGE: 25

GUARD
0





HOW BRANDON JOINED THE HAWKS: Signed to a multi-year contract with the Hawks on February 12, 2020 • Signed to a two-way contract with the Hawks on August 6, 2019.

LAST SEASON (2019-20): Appeared in 34 contests (one start) and averaged 6.1 ppg, 2.1 rpg and 1.5 apg in 12.6 mpg (.400 FG%, .299 3FG%, .933 FT%) • Scored in double-figures six times, including two 21-point games • On 12/30 @ORL, set or tied career-highs in points (21), FGM (seven), assists (six), FTM (four), 3FGM (three) and steals (two) • On 2/7 @BOS, tied his career-high with 21 points (7-15 FGM, 4-4 FTM), adding four assists and a block in a career-high 28 minutes • On 1/22 v/LAC, scored 19 points (all in the fourth quarter) in 20 minutes (6-14 FGs, 3-4 3FGs, 4-4 FTs) • **SEASON HIGHS:** 21 pts (2x), 8 rebs @MIN (2/5), 6 assts @ ORL (12/30), 2 stls (3x), 1 blk (4x), 7 FGM (2x), 3 3FGM (3x), 4 FTM (3x), 28 mins @BOS (2/7).

PROFESSIONAL CAREER: In 50 games (one start) with Denver and Atlanta, has averaged 4.6 points, 1.5 rebounds and 1.3 assists in 9.7 minutes • Made his NBA debut in 2018-19 with the Denver Nuggets, appearing in 16 games and averaging 1.4 ppg in 3.6 minutes • Saw action in 26 games (25 starts) in the NBA G League for the Iowa Wolves and the Memphis Hustle, compiling 22.0 ppg, 7.0 rpg, 5.3 apg and 1.6 spg in 36.8 mpg (.490 FG%, .379 3FG%, .724 FT%).

COLLEGIATE CAREER: Played his final two years at Florida Gulf Coast University where he holds the highest career scoring average in school history (18.5 ppg) • Spent his first two seasons at the University of Central Florida • Appeared in a total of 126 games (106 starts) and averaged 13.1 ppg, 4.1 rpg, 3.8 apg and 1.1 spg in 28.8 mpg (.474 FG%, .301 3FG%, .716 FT%) • As a senior in 2017-18, posted averages of 18.6 ppg, 5.5 rpg, 4.8 apg and 1.4 spg in 33.4 mpg (.470 FG%, .275 3FG%, .750 FT%), appearing in 34 games (33 starts) • Named 2017-18 A-Sun Player of the Year • In 34 games (all starts) as a junior in 2016-17, averaged 18.5 ppg, 4.5 rpg, 4.1 apg and 1.2 spg in 31.6 mpg (.512 FG%, .353 3FG%, .791 FT%) • During his sophomore season at UCF in 2014-15, started 30 contests and compiled 10.2 ppg, 4.2 apg, 3.9 rpg and 1.2 spg in 33.8 mpg (.437 FG%, .262 3FG%, .607 FT%) • Debuted at UCF in 2013-14, playing 28 games (nine starts) and averaging 3.0 ppg, 1.9 rpg and 1.8 apg in 14.7 mpg.

PERSONAL INFO: Born in Columbia, SC and raised in Norcross, GA • Attended Norcross High School, where he was named 2013 Georgia 6A Player of the Year after leading the Blue Devils to the state championship • An avid gamer, and an accomplished "Call of Duty" player • On Twitter at @goodysav and Instagram at @toughlay.

CAREER HIGHS

Points	FGM	FGA	3FGM	3FGA	FTM	FTA	Rebounds	Assists	Steals	Blocks	Minutes
21	7	15	3	9	4	4	8	6	2	1	28
Two Times	Two Times	2/7/20 @BOS	Three Times	2/7/20 @BOS	Three Times	Five Times	2/5/20 @MIN	12/30/19 @ORL	Three Times	Four Times	2/7/20 @BOS

CAREER STATS

NBA REGULAR SEASON

YEAR, TEAM	GP	MINS	FGM	FGA	PCT.	FTM	FTA	PCT.	REBOUNDS OFF	REBOUNDS DEF	REBOUNDS TOT	AST	PF	DQ	STL	BLK	PTS	AVG
18-19, DEN	16	57	6	23	.261	9	11	.818	1	2	3	14	7	0	0	0	23	1.4
19-20, ATL	34	430	76	190	.400	28	30	.933	11	61	72	51	43	0	12	4	206	6.1
2 YR. TOT	50	387	82	213	.385	37	41	.902	12	63	75	65	50	0	12	4	229	4.6

THREE-POINT FIELD GOALS IN 18-19: 2-6 (.333)
THREE-POINT FIELD GOALS IN 19-20: 26-87 (.299)
CAREER THREE-POINT FIELD GOALS: 28-93 (.301)

Solomon Hill

HEIGHT: 6-6
WEIGHT: 226
COLLEGE: Arizona
HIGH SCHOOL: Fairfax, Los Angeles CA
BIRTHPLACE: Harvey, IL
BIRTHDATE: March 18, 1991 AGE: 29

NBA EXPERIENCE: 7 years
CURRENT NBA SEASON: 8th

FORWARD
18



HOW SOLOMON JOINED THE HAWKS: Signed by the Hawks as a free agent on November 25, 2020 • Traded with Jae Crowder and Andre Iguodala from Memphis to Miami as part of a three-team deal on February 6, 2020 • Traded by the Atlanta Hawks with Miles Plumlee to the Memphis Grizzlies for Chandler Parsons on July 7, 2019 • Traded, with Jordan Bone, De'Andre Hunter and 2023 second-round pick from New Orleans to Atlanta on July 7, 2019 for Nickeil Alexander-Walker, Jaxson Hayes, Marcos Louzada Silva and a 2020 first-round pick • Signed a multiyear contract with the New Orleans Pelicans on July 21, 2016 • Selected 23rd overall by the Indiana Pacers in the 2013 NBA Draft on June 27, 2013.

LAST SEASON (2019-20): Appeared in 59 games (four starts) with Memphis and Miami, averaging 5.5 ppg, 2.8 rpg and 1.8 apg in 18.4 mpg (.396 FG%, career-best .368 3FG%, .741 FT%) • Scored in double figures eight times, including two games with 20-or-more points • Averaged 9.3 ppg in four starting assignments (.500 3FG%) • **SEASON HIGHS:** 22 pts v/IND (12/2), 7 rebs (2x), 5 assts (2x), 3 stls (4x), 3 blks @OKC (12/26), 9 FGM v/IND (12/2), 4 3FGM (2x), 10 FTM @IND (8/14), 41 mins @IND (8/14).

PROFESSIONAL CAREER: Through 364 games (172 starts) across seven seasons with the Pacers, Pelicans, Grizzlies and Heat, holds career averages of 5.8 ppg, 3.2 rpg, and 1.6 apg in 22.0 mpg • With the Pelicans in **2018-19**, appeared in 44 games (15 starts) in his sixth NBA season and averaged 4.3 points, 3.0 rebounds and 1.3 assists in 20.0 minutes while shooting .382 FG%, .317 3FG% and .719 FT% • Missed 38 games • DNP (Coach's Decision) 37 times • A healthy scratch on the team's inactive list once • Scored in double figures four times • Scored a season-high 14 points on 12/7 vs. MEM and 3/31 v/LAL • Pulled down a season-high eight rebounds on 12/9 @DET • Collected a season-high four steals on 10/23 v/LAC • With New Orleans in **2017-18,** saw action in 12 games (one start) in his fifth NBA season and averaged 2.4 points, 3.0 rebounds and 1.8 assists in 15.6 minutes • Missed 70 games • Sidelined the first 69 games of the season (10/18-3/17) while recovering from surgery to repair a left hamstring tear • Missed one game (3/21) due to rest • Scored a season-high nine points on 3/27 v/POR • In **2016-17** with New Orleans, appeared in 80 games (71 starts) in his fourth NBA season and averaged 7.0 points, 3.8 rebounds and 1.8 assists in 29.7 minutes while shooting .383 FG%, .348 3FG% and .805 FT% • Missed two games (12/16-18) for personal reasons • Scored in double figures 19 times, including two games with at least 20 points and one 30-point game • Scored a career-high 30 points (8-13 FG, 6-9 3P, 8-9 FT), tying a career high with seven assists, on 3/17 v/HOU • Dished out a career-high seven assists on 2/10 @MIN • Hauled down a season-high nine rebounds on 1/12 @BKN • Played a career-high 47 minutes on 12/5 v/MEM, tallying nine points, seven rebounds and five assists • Missed two games with a left ankle sprain (11/15-11/17), two games with a left ankle sprain (12/13, 3/6), three games with a right wrist sprain (4/6-4/10) and one game due to team suspension (12/5) • In **2015-16** as a Pacer, appeared in 59 games (three starts) in his third NBA season and averaged 4.2 points, 2.8 rebounds and 1.0 assists in 14.7 minutes while shooting .447 FG%, .324 3FG% and .857 FT% • DNP (Coach's Decision) 23 times • Scored in double figures seven times, including one game with at least 20 points • Grabbed double-digit rebounds twice • Posted one double-double • Scored a season-high 25 points (8-15 FGs, 7-11 3FGs, 2-2 FTs), setting a career high for three-pointers made and a season-high with four steals, in the regular season finale on 4/13 @MIL • Registered a career-high tying 12 rebounds on 4/10 v/BKN • With Indiana in **2014-15**, appeared in 82 games (78 starts) in his second NBA season and averaged 8.9 points, 3.8 rebounds and 2.2 assists in 29.0 minutes while shooting .396 FG%, .327 3FG% and .824 FT% • The only Pacer to appear in all 82 regular season games • Established per-game career highs for scoring, rebounding and assists • Surpassed his scoring, rebounding and assist totals from his rookie season within the first nine games of the regular season • Led the team with 66 steals • Averaged 13.1 points and 5.5 rebounds in 15 November games… Scored in double figures 39 times, including three games with at least 20 points • Grabbed double-digit rebounds twice • Posted one double-double • Scored a season-high 28 points (10-19 FGs, 1-3 3FGs, 7-11 FTs) on 11/8 v/WAS • Recorded 21 points and a career-high 12 rebounds for his first career double-double on 11/15 @CHI • As a Pacers rookie in **2013-14**, appeared in 28 games as a reserve during his rookie season and averaged 1.7 points and 1.5 rebounds in 8.1 minutes • Missed 54 games • Sidelined two games (4/4-6) with a sore back • DNP (Coach's Decision) 23 times • A healthy scratch on the team's inactive list 27 times • Away from the team two games (12/31-1/1) while on assignment to the NBA G League • Scored a season-high eight points in eight minutes on 3/7 @HOU • Made his NBA debut in the season opener on 10/29 v/ORL, logging one rebound in eight minutes.

PLAYOFF HISTORY: Has appeared as a reserve in 24 postseason games with Pacers, Pelicans and Heat, including a trip to the NBA Finals with Miami in 2020, averaging 4.1 points and 2.2 rebounds in 14.8 minutes • In 2020 with the Heat, appeared in seven games, averaging 1.7 points and 1.0 rebounds in 6.0 minutes per game • In 2018 with New Orleans, came off the bench in all nine postseason games and averaged 3.7 points and 1.9 rebounds in 12.7 minutes during the Pelicans' run to the Western Conference Semifinals • Averaged 4.3 points and 2.3 rebounds in 14.4 minutes in New Orleans' four-game first-round sweep of Portland • Recorded 3.2 points, 1.6 rebounds and 1.0 assists in 11.3 minutes in the Pelicans' five-game Western Conference Semifinals series against Golden State • In 2016 with Indiana, appeared in all seven games during the Pacers' first-round series against Toronto and averaged 7.7 points, 4.0 rebounds and 1.1 assists in 28.3 minutes while shooting .452 FG%, .579 3FG% and .938 FT% • Scored in double figures twice • Scored a playoff career-high 13 points (1-3 FGs, 1-3 3FGs, 10-10 FTs) in Game 1 on 4/16 • In 2014 with Indiana, appeared in one postseason game during the Pacers' run to the Eastern Conference Finals • A healthy scratch on the team's inactive list 18 times • Made his postseason debut on 5/18 v/MIA, logging one minute.

COLLEGIATE CAREER: Played four seasons at the University of Arizona (2009-13) • Appeared in 139 games (129 starts) for the Wildcats and averaged 10.3 points, 5.6 rebounds and 2.2 assists in 29.0 minutes while shooting .480 FG%, .375 3FG% and .745 FT% • Two-time All-Pac 12 First Team and NABC All-District (20) First Team selection as a junior (2012) and senior (2013) • Named to the Pac 12 All-Tournament team as a junior (2012) • Left Arizona tied for the most games played in program history and tied for third in starts • Scored in double figures 77 times, including seven games with at least 20 points • Grabbed double-digit rebounds 17 times • Recorded 14 double-doubles.

PERSONAL INFO: Born March 18, 1991 in Harvey, Illinois • Full name is Solomon Jamar Hill • Son of Solomon Crawford and LaVerne Hill • Went to high school in Los Angeles at Fairfax High School where he was tabbed a four-star recruit and competed in the LeBron James Skills Academy in 2008 • Averaged 16.2 points, 11.7 rebounds and 5.1 assists in his senior season while leading his team to a national ranking of 24th and a state ranking of fourth • On Twitter and Instagram @solohill.

CAREER HIGHS

Points	FGM	FGA	3FGM	3FGA	FTM	FTA	Rebounds	Assists	Steals	Blocks	Minutes
30	10	19	7	11	10	12	12	7	4	3	47
3/17/17 v/HOU	11/8/14 v/WAS	11/8/14 v/WAS	4/13/16 @MIL	4/13/16 @MIL	8/14/20 @IND	8/14/20 @IND	Two Times	Two Times	Two Times	Two Times	12/5/16 v/MEM

CAREER STATS

NBA REGULAR SEASON

YEAR, TEAM	GP	MINS	FGM	FGA	PCT.	FTM	FTA	PCT.	REBOUNDS OFF	REBOUNDS DEF	REBOUNDS TOT	AST	PF	DQ	STL	BLK	PTS	AVG
13-14, IND	28	226	17	40	.425	6	7	.857	9	32	41	12	19	0	5	2	47	1.7
14-15, IND	82	2381	251	634	.396	159	193	.824	70	244	314	184	177	0	66	18	729	8.9
15-16, IND	59	866	93	208	.447	36	42	.857	39	127	166	57	68	0	37	11	246	4.2
16-17, NOP	80	2374	183	478	.383	103	128	.805	51	256	307	141	182	0	72	32	563	7.0
17-18, NOP	12	187	11	41	.268	3	6	.500	9	27	36	22	22	0	7	1	29	2.4
18-19, NOP	44	878	68	178	.382	23	32	.719	34	99	133	55	80	0	23	10	191	4.3
19-20, MEM-MIA	59	1088	110	278	.396	40	54	.741	29	136	165	104	85	0	43	12	323	5.5
7 YR. TOT	364	8000	733	1857	.395	370	462	.801	241	921	1162	575	633	0	253	86	2128	5.8

THREE-POINT FIELD GOALS IN 13-14: 7-23 (.304)
THREE-POINT FIELD GOALS IN 14-15: 68-208 (.327)
THREE-POINT FIELD GOALS IN 15-16: 24-74 (.324)
THREE-POINT FIELD GOALS IN 16-17: 94-270 (.348)
THREE-POINT FIELD GOALS IN 17-18: 4-21 (.190)
THREE-POINT FIELD GOALS IN 18-19: 32-101 (.317)
THREE-POINT FIELD GOALS IN 19-20: 63-171 (.368)
CAREER THREE-POINT FIELD GOALS: 292-868 (.336)

NBA PLAYOFFS

YEAR, TEAM	GP	MINS	FGM	FGA	PCT.	FTM	FTA	PCT.	REBOUNDS OFF	REBOUNDS DEF	REBOUNDS TOT	AST	PF	DQ	STL	BLK	PTS	AVG
13-14, IND	1	1	0	0	---	0	0	---	0	0	0	0	0	0	0	0	0	0.0
15-16, IND	7	198	14	31	.452	15	16	.938	5	23	28	8	20	0	2	0	54	7.7
17-18, NOP	9	114	9	25	.360	9	10	.900	6	11	17	7	17	0	1	1	33	3.7
19-20, MIA	7	42	5	9	.556	0	0	---	1	6	7	3	5	0	1	0	12	1.7
4 YR. TOT	24	355	28	65	.431	24	26	.923	12	40	52	18	42	0	4	1	99	4.1

THREE-POINT FIELD GOALS IN 13-14: 0-0 (.000)
THREE-POINT FIELD GOALS IN 15-16: 11-19 (.579)
THREE-POINT FIELD GOALS IN 17-18: 6-16 (.375)
THREE-POINT FIELD GOALS IN 19-20: 2-6 (.333)
PLAYOFF THREE-POINT FIELD GOALS: 19-41 (.463)

Kevin Huerter

HEIGHT: 6-7
WEIGHT: 190
COLLEGE:
HIGH SCHOOL:
BIRTHPLACE:
BIRTHDATE:

NBA EXPERIENCE: 2 years
CURRENT NBA SEASON: 3rd
Maryland
Shenendehowa, Clifton Park, NY
Albany, NY
August 27, 1998 AGE: 22

GUARD
3



HOW KEVIN JOINED THE HAWKS: Selected by the Hawks in the first round (19th overall) of the 2018 NBA Draft as an early-entry candidate • Signed to a contract on July 1, 2018.

LAST SEASON (2019-20): Posted 12.2 ppg, 4.1 rpg and 3.8 apg in 31.4 mpg (.413 FG%, .380 3FG%, .828 FT%) in 56 contests (48 starts) • Finished second on the team with 127 3FGM, including two games with a career-high-tying six triples • Scored in double-figures 35 times (including six games with at least 20 points), had one double-digit rebounding night, one contest with 10 assists and two double-doubles on the season • Set a career-high in rebounds (15), adding 23 points, eight assists and a steal on 1/14 v/PHX • Hit game-winning three-pointer on 1/17 @SAS (18 points, four 3FGM), snapping Atlanta's 21-game road losing streak to the Spurs • On 3/6 @WAS, recorded a career-high 10 assists and added 14 points • Totaled 25 points, seven rebounds and six assists on 2/7 @BOS • Missed 11 games (11/14-12/2) due to a left rotator cuff strain • **SEASON HIGHS:** 26 pts v/IND (1/4), 15 rebs v/PHX (1/14), 10 assts @WAS (3/6), 4 stls v/DAL (2/22), 2 blks (4x), 10 FGM v/IND (1/4), 6 3FGM (2x), 6 FTM @BOS (2/7), 48 mins v/NYK (2/9).

PROFESSIONAL CAREER: Through 131 games (107 starts) across two seasons with the Hawks, holds career averages of 10.8 ppg, 3.6 rpg and 3.3 apg in 29.1 mpg • In **2018-19**, named to NBA All-Rookie Second Team after averaging 9.7 ppg, 3.3 rpg and 2.9 apg in 27.3 mpg (.419 FG%, .385 3FG%, .732 FT%) in 75 contests (59 starts) • Among qualifying NBA rookies, ranked third in 3FG% (36th in the NBA), sixth in apg, seventh in spg and mpg, 10th in ppg and 12th in rpg • Scored in double-figures 37 times (including three games with at least 20 points) and had two double-digit rebounding nights • Recorded six games with at least five 3FGM, the second-highest total among rookies • His 136 3FGM are second in Hawks rookie history and the sixth-most in NBA history by a rookie age 20 or younger • Missed two games (1/21-23) due to a sore neck, two games (2/22-23) with a left ankle sprain and two games (1/8, 4/5) due to mid-back pain.

COLLEGIATE CAREER: In two seasons at Maryland, played in 65 games (all starts) and averaged 12.0 points, 5.0 rebounds and 3.0 assists in 31.9 minutes (.466 FG%, .394 3FG%, .748 FT%) • Honorable Mention All-Big Ten and Academic All-Big Ten as a sophomore in 2017-18 averaging 14.8 points, 5.0 rebounds and 3.4 assists in 34.4 minutes (.503 FG%, .417 3FG%, .758 FT%) in 32 starts • Ranked eighth in the Big Ten in three-point field goals per game (2.3) and ninth in three-point percentage • His 76 three pointers made was the fifth-highest total in a single season in school history, and his 3FG% ranked seventh • Had four games with 20-or-more points • Started all 33 games as a freshman in 2016-17, compiling 9.3 ppg, 4.9 rpg, 2.7 apg and 1.0 spg in 29.4 mpg (.420 FG%, .371 3FG%, .714 FT%).

NATIONAL TEAM CAREER: Earned a gold medal at the 2016 FIBA Americas U18 Championship in Valdivia, Chile, where he teamed up with Trae Young, and a bronze medal at the 2017 FIBA Americas U19 Championships in Cairo, Egypt.

PERSONAL INFO: Parents are Tom and Erin Huerter • Has a brother, Thomas, Jr., and two sisters - Meghan and Jillian • Thomas, Jr. is a graduate transfer at Catholic University this season • His father led Siena to its first ever NCAA Tournament appearance in 1989, helping lead the 14th-seeded Saints to an 80-78 upset win over the third-seeded Stanford Cardinal in the first round in the NCAA Tournament in 1989 • Nickname is the "Red Mamba" • Starting center fielder on his high school baseball team who captured the state championship his senior year • High school baseball teammate, Ian Anderson, was selected by the Atlanta Braves in the first round (third overall) in the 2016 Major League Baseball Draft • Majored in Letters & Sciences at Maryland • On Twitter @KevinHuerter and Instagram @kevin_huerter.

CAREER HIGHS

Points	FGM	FGA	3FGM	3FGA	FTM	FTA	Rebounds	Assists	Steals	Blocks	Minutes
29	11	22	6	11	6	6	15	10	4	2	48
1/11/19	Two	2/7/20	Three	2/3/20	2/7/20	Two	1/14/20	3/6/20	2/22/20	Four	2/9/20
@PHI	Times	@BOS	Times	v/BOS	@BOS	Times	v/PHO	@WAS	v/DAL	Times	v/NYK



CAREER STATS

NBA REGULAR SEASON

YEAR, TEAM	GP	MINS	FGM	FGA	PCT.	FTM	FTA	PCT.	REBOUNDS OFF	REBOUNDS DEF	REBOUNDS TOT	AST	PF	DQ	STL	BLK	PTS	AVG
18-19, ATL	75	2048	275	657	.419	41	56	.732	60	185	245	214			65	25	727	9.7
19-20, ATL	56	1760	252	610	.413	53	64	.828	35	193	228	213			51	27	684	12.2
2 YR. TOT	131	3808	527	1267	.416	94	120	.783	95	378	473	427			116	52	1411	10.8

THREE-POINT FIELD GOALS IN 18-19: 136-353 (.385)
THREE-POINT FIELD GOALS IN 19-20: 127-334 (.380)
CAREER THREE-POINT FIELD GOALS: 263-687 (.383)

De'Andre Hunter

HEIGHT: 6-7
WEIGHT: 225
COLLEGE:
HIGH SCHOOL:
BIRTHPLACE:
BIRTHDATE:

NBA EXPERIENCE: 1 year
CURRENT NBA SEASON: 2nd
Virginia
Friends Central, Philadelphia, PA
Philadelphia, PA
December 2, 1997 AGE: 23

FORWARD
12



HOW DE'ANDRE JOINED THE HAWKS: Acquired by the Hawks on July 7, 2019 along with Solomon Hill, the draft rights to Jordan Bone and a 2023 second-round pick from New Orleans in exchange for a conditional 2020 first-round pick and the draft rights to Jaxson Hayes, Nickeil Alexander-Walker and Marcos Louzada • Originally selected by the Lakers in the first round (4th overall) of the 2019 NBA Draft as an early-entry candidate and traded to New Orleans on July 6, 2019.

LAST SEASON (2019-20): In 63 appearances (62 starts), posted 12.3 points, 4.5 rebounds and 1.8 assists in 32.0 minutes (.410 FG%, .355 3FG%, .764 FT%) • Among qualifying NBA rookies, ranked 1st in minutes per game and total minutes (2,018), 5th in FT%, t5th in 3FG%, 6th in rpg, 7th in FG%, t7th in ppg and 12th in apg • Scored in double-figures 42 times, including eight games with at least 20 points, and had four double-digit rebounding nights (three double-doubles) • Recorded 15 games with at least three 3FGM, the third-highest total by a rookie in Hawks history • On 11/20 v/MIL, recorded his first double-double, compiling 27 points (8-12 FGs, 3-3 3FGs, 8-9 FTs) and 11 boards • On 11/14 @PHX, swiped six steals – tied for the highest single-game total by a rookie in 2019-20 and tied for the most by a rookie in Hawks history • Recorded five steals on 2/9 v/NYK, making him the only rookie in 2019-20 with a five-steal game and a six-steal game • Knocked down 110 FTs and 108 3FGs, making him one of two rookies in 2019-20 to convert at least 100 FTs and 100 3FGs • Became one of three rookies in NBA history to reach 12.0 ppg, 4.5 rpg, 1.8 apg, 32.0 mpg and 100 3FGs on .350 3FG% (Stephen Curry, Shane Battier) • **SEASON HIGHS:** 28 pts @MIA (12/10), 11 rebs (3x), 5 assts @CHA (12/8), 6 stls @PHX (11/14), 2 blks (3x), 11 FGM @MIA (12/10), 6 3FGM (2x), 9 FTM @PHI (2/24), 48 mins v/NYK (2/9).

COLLEGIATE CAREER: In two seasons at Virginia, played in 71 games (38 starts) and averaged 12.4 ppg, 4.4 rpg and 1.6 apg in 26.6 mpg (.509 FG%, .419 3FG%, .773 FT%) • Named ACC Defensive Player of the Year, All-ACC First Team and Consensus Third Team All-American as a sophomore in 2018-19, averaging 15.2 ppg, 5.1 rpg and 2.0 apg in 32.5 mpg (.520 FG%, .438 3FG%, .783 FT%) in 38 starts for the National Champion Virginia Cavaliers • Ranked second in the ACC in field-goal percentage and ninth in scoring • As a freshman in 2017-18, named ACC Sixth Man of the Year and a member of the conference's All-Freshman team, compiling 9.2 ppg, 3.5 rpg and 1.1 apg in 19.9 mpg (.488 FG%, .382 3FG%, .755 FT%).

PERSONAL INFO: Son of Priscilla Hunter • Has a brother, Aaron, and two sisters - Candice and Cheyanne • As a high school senior, named Pennsylvania Class AA Player of the Year, First-Team All-State AA and First-Team All-Friends Schools League • Enjoys video games and dancing • Has volunteered for the John Heinz National Wildlife Refuge and Aids Fund • On Twitter and Instagram @ drehunter_.



CAREER HIGHS

Points	FGM	FGA	3FGM	3FGA	FTM	FTA	Rebounds	Assists	Steals	Blocks	Minutes
28	11	19	6	10	9	10	11	5	6	2	48
12/10/19	12/10/19	Two	Two	Two	2/24/20	2/24/20	Three	12/8/19	11/14/19	Two	2/9/20
@MIA	@MIA	Times	Times	Times	@PHI	@PHI	Times	@CHA	@PHO	Times	v/NYK

CAREER STATS

NBA REGULAR SEASON

									REBOUNDS								
YEAR, TEAM	GP	MINS	FGM	FGA	PCT.	FTM	FTA	PCT.	OFF	DEF	TOT	AST	PF	DQ	STL	BLK	PTS	AVG
19-20, ATL	63	2018	280	683	.410	110	144	.764	44	242	286	112	182	2	44	18	778	12.3

CAREER THREE-POINT FIELD GOALS: 108-304 (.355)

Nathan Knight

HEIGHT: 6-10
WEIGHT: 253
COLLEGE:
HIGH SCHOOL:
BIRTHPLACE:
BIRTHDATE:

NBA EXPERIENCE: Rookie
CURRENT NBA SEASON: 1st
William & Mary
Nottingham, Syracuse, New York
Syracuse, NY
September 20, 1997 AGE: 23

FWD/CTR
1



HOW NATHAN JOINED THE HAWKS: Signed to a two-way contract with the Hawks on November 24, 2020.

COLLEGIATE CAREER: 2019-20: Named the Lou Henson National Player of the Year by CollegeInsider.com, which is presented annually to the nation's top Division I mid-major player • Selected as Basketball Times National Mid-Major Player of the Year • Became just the second player in league history to be named both the CAA Player and Defensive Player of the Year in the same season • Selected as one of five finalists for the Kareem Abdul-Jabbar Center of the Year Award for the second-straight season • Selected as one of 10 finalists for the Senior CLASS Award, which recognizes excellence in community, classroom, character and competition • Selected as a 2020 Lefty Driesell Defensive All-American • Named All-CAA First Team for the second-straight season and became the 15th player in CAA history to be named to the All-Defensive Team on three occasions • Fourth W&M player to be named to VaSID State Player of the Year • Named VaSID All-State First Team • Selected to the NABC All-District 10 First Team • Led the country in player efficiency rating (35.0) while ranking second in double-doubles (23) • Ranked among the top 20 nationally in free throws made (fourth at 180), defensive rebounds per game (sixth at 7.8), total rebounds (13th at 337), total points (14th at 663), rebounds per game (16th at 10.5), field goals made (16th at 227) and points per game (19th at 20.7) • Ranked fourth nationally with 11 games of 20 points and 10 rebounds in 2019-20 • Averaged 20.7 points and 10.5 rebounds per game and was one of only nationally this season with those averages • Became just the fourth player in CAA history and first since 1989 to average 20 points and 10 rebounds per game • Finished his career ranked second in W&M history in points and blocked shots and third in rebounding • In the CAA record book, ranked among the all-time leaders at seventh in free throws made (559), ninth in blocked shots (221), 13th in scoring (2,151) and 13th in rebounding (964) • 2018-19: Team captain • A Lou Henson Mid-Major All-American • An All-CAA First Team selection • Named to the NABC All-District 10 First Team • For the second-straight year, selected to the CAA All-Defensive Team • Selected to the VaSID All-State First Team for the second-straight year • Recognized as W&M's Team MVP and co-Defensive MVP • Averaged 21 points, 8.6 rebounds, 3.5 assists and 2.3 blocked shots per game and became the first college basketball player since Tim Duncan at Wake Forest in 1996-97 to average 20 points, eight rebounds, three assists and two blocked shots per game • In 2017-18: A NABC All-District 10 Second Team pick • Selected to the All-CAA Second Team and the CAA All-Defensive Team • A VaSID All-State First Team selection • Named to the CAA All-Tournament Team after helping the Tribe to the semifinals for the fifth-straight year, including a career-high 31 points against eventual champion Charleston • Averaged 18.5 points, 7.3 rebounds, 2.2 assists and 2.0 blocked shots per game in 2017-18 • Shot 57.8 percent from the field, which ranked fifth in the CAA and 31st nationally, and 76.9 percent from the free throw line • As a freshman in 2016-17: Became the 21st W&M player and ninth under head coach Tony Shaver to be named to the CAA All-Rookie Team • Named W&M's Defensive MVP • Averaged 8.2 points, 4.4 rebounds, 1.1 assists and 1.3 blocked shots per game in just 17.2 minutes per game • Appeared in all 31 games with five starts • Led the CAA in blocked shots at 1.3 per game, which also ranked seventh in Tribe history.

PERSONAL INFO: Son of Joslyn Knight • Earned his degree from W&M's prestigious Raymond A. Mason School of Business in business analytics • On Twitter and Instagram @nateknght.



CAREER STATS

COLLEGIATE CAREER

									REBOUNDS								
YEAR, TEAM	GP	MINS	FGM	FGA	PCT.	FTM	FTA	PCT.	OFF	DEF	TOT	AST	PF	DQ	STL	BLK	PTS	AVG
16-17, W&M	31	534	96	166	.578	60	101	.594	42	93	135	33	87	3	12	41	254	8.2
17-18, W&M	31	890	206	358	.575	150	195	.769	58	168	226	69	103	7	18	61	573	18.5
18-19, W&M	31	949	236	408	.578	169	231	.732	83	183	266	110	93	4	13	70	651	21.0
19-20, W&M	32	948	227	433	.524	180	233	.773	87	250	337	56	95	2	24	49	663	20.7
4 YR. TOT	125	3321	765	1365	.560	559	760	.736	270	694	964	268	378	16	67	221	2141	17.1

THREE-POINT FIELD GOALS IN 16-17: 2-12 (.167)
THREE-POINT FIELD GOALS IN 17-18: 11-36 (.306)
THREE-POINT FIELD GOALS IN 18-19: 10-41 (.244)
THREE-POINT FIELD GOALS IN 19-20: 29-95 (.305)
CAREER THREE-POINT FIELD GOALS: 52-184 (.283)

Skylar Mays

HEIGHT: 6-4
WEIGHT: 205
COLLEGE:
HIGH SCHOOL:
BIRTHPLACE:
BIRTHDATE:

NBA EXPERIENCE: Rookie
CURRENT NBA SEASON: 1st
Louisiana State University
Findlay Prep, Henderson, NV
Baton Rouge, LA
September 5, 1997 AGE: 23

GUARD
4



HOW SKYLAR JOINED THE HAWKS: Selected by Atlanta in the second round (50th overall) of the 2020 NBA Draft on November 18, 2020 • Signed to a contract with the Hawks on November 24, 2020.

COLLEGIATE CAREER: 2019-20: Started all 31 games and the last 69 games of his career • Averaged 16.7 points, 5.0 rebounds, 3.2 assists and 1.8 steals in 34.5 minutes per game • Earned first-team All-SEC honors and for the third straight year was named a CoSIDA Academic All-America • In 2020, was named first-team for the second straight year and the Basketball CoSIDA Academic A-A of the Year • Totaled 27 games in double figures and 88 over his four seasons • Two career-high games of 30 points – in Jamaica versus Utah State (11/19) and at Auburn (2/8) • Hit the game winner at the buzzer to defeat Mississippi State • Shot .491 FG% (169-of-344), including 50-of-127 .394 3FG% • Finished t8th in the SEC in scoring, 5th in field goal percentage, 5th in free throw percentage, 4th in steals average, 5th in minutes average • Finished his career in the top 10 in LSU career numbers in nine categories – t3rd in games played (130), t4th in games started (121), 3rd in free throw percentage (84.5%, 404-478), t5th in career minutes played (3,965), 6th in free throws made (404), 6th in steals (213), 7th in three-point field goals (173), 8th in assists (382) and 10th in career points (1,617) • 2018-19: Only player to play and start in all 35 games • Averaged 13.4 points per game, 3.3 rebounds per game 2.1 assists and 1.9 steals per contest (2nd in the SEC) • Was second in the league in free throw percentage at 86.0 percent (129-of-150) • Averaged a team best 33.1 minutes per game (fifth in the league), making 143 field goals and 55 three-pointers • In 2017-18: Upped his scoring average three full points in his second year, moving from 8.3 to 11.3 points per game • Played in all 33 games, starting 30 • Averaged 4.0 rebounds, 3.0 assists and 1.6 steals per contest • As a freshman in 2016-17: Started at point guard in 25-of-the-31 games that LSU played during the season • Averaged 22.9 minutes per game, 8.3 points, 2.2 rebounds, 3.6 assists and 1.3 steals per contest • Had 13 games scoring in double figures, 10 against Southeastern Conference teams • Seven games of five assists or more • Averaged 10.4 points per game in the 18 regular season league games.

PERSONAL INFO: Parents are Stan and Shannon Mays, Sr. • Has seven siblings, Stan Jr., Sydney, Spencer, Sierra, Sonae, Soleah and Seth • Relative David Mays played quarterback in the WFL & NFL • Enjoys watching movies and playing chess • Fried rice and chocolate chip cookies are his favorite foods • Lists his favorite celebrity as Will Smith • Favorite athlete outside of basketball is NFL QB Tom Brady • A summa cum laude graduate with a degree in kinesiology • On Twitter @skylarmays4 and Instagram @ skylarmays.



CAREER STATS

COLLEGIATE CAREER

									— REBOUNDS —									
YEAR, TEAM	GP	MINS	FGM	FGA	PCT.	FTM	FTA	PCT.	OFF	DEF	TOT	AST	PF	DQ	STL	BLK	PTS	AVG
16-17, LSU	31	711	83	202	.411	69	85	.812	16	53	69	113	55	0	40	2	256	8.3
17-18, LSU	33	1026	125	282	.443	77	92	.837	17	115	132	97	54	2	52	8	374	11.3
18-19, LSU	35	1159	143	340	.421	129	150	.860	14	100	114	72	60	0	66	8	470	13.4
19-20, LSU	31	1067	169	344	.491	129	151	.854	15	141	156	100	52	1	55	7	517	16.7
4 YR. TOT	130	3963	520	1168	.445	404	478	.845	62	409	471	382	221	3	213	25	1617	12.4

THREE-POINT FIELD GOALS IN 16-17: 21-64 (.328)
THREE-POINT FIELD GOALS IN 17-18: 47-134 (.351)
THREE-POINT FIELD GOALS IN 18-19: 55-176 (.313)
THREE-POINT FIELD GOALS IN 19-20: 50-127 (.394)
CAREER THREE-POINT FIELD GOALS: 173-501 (.345)

Onyeka Okongwu

HEIGHT: 6-9
WEIGHT: 245
COLLEGE:
HIGH SCHOOL:
BIRTHPLACE:
BIRTHDATE:

NBA EXPERIENCE: Rookie
CURRENT NBA SEASON: 1st
University of Southern California
Chino Hills, Chino, CA
East Los Angeles, CA
December 11, 2000 AGE: 20

FWD/CTR
17



HOW ONYEKA JOINED THE HAWKS: Selected by Atlanta in the first round (6th overall) of the 2020 NBA Draft as an early-entry candidate on November 18, 2020 • Signed to a contract with the Hawks on November 24, 2020.

COLLEGIATE CAREER: Had one of the best freshman seasons in USC history, starting all 28 games he played and averaging a team-leading 16.2 points and 8.6 rebounds • Set the Trojan freshman record with 76 blocks, which is the fourth-most all-time by a Pac-12 freshman • Had nine games with four or more blocks • Named first team All-Pac-12 and to the Pac-12 All-Freshman Team, as well as to the U.S. Basketball Writers Association All-District IX team • Scored in double figures in 25 of his 28 games and posted 11 double-doubles • In his collegiate debut, compiled 20 points, 13 rebounds and eight blocks vs. Florida A&M on Nov. 5. • Scored a season-high 33 points vs. Pepperdine on Nov. 19 and made 17 of 21 free throws, the third-most ever in a game by a Trojan • He scored 27 points and had a season-best 14 rebounds vs. Harvard on Dec. 1 and was named to the Orlando Invitational All-Tournament team • Was named Pac-12 Freshman of the Week from, Dec. 9-15.

PERSONAL INFO: Born on December 11, 2000 in East Los Angeles, Calif. • His parents are Kate and Mike Okongwu • Has a brother, Chukwuemeka, and a sister, Chinemya • He also had an older brother, Nnamdi, who played for Chino Hills and passed away after a skateboarding accident in 2014 • Onyeka went to Chino Hills to honor his older brother, wearing the same No. 21 • On Twitter @BigO21_ and Instagram @bigO.



CAREER STATS

COLLEGIATE CAREER

									REBOUNDS									
YEAR, TEAM	GP	MINS	FGM	FGA	PCT.	FTM	FTA	PCT.	OFF	DEF	TOT	AST	PF	DQ	STL	BLK	PTS	AVG
19-20, USC	28	858	175	284	.616	103	143	.720	92	150	242	30	75	3	34	76	454	16.2

CAREER THREE-POINT FIELD GOALS: 1-4 (.250)

Cam Reddish

HEIGHT: 6-8
WEIGHT: 218
COLLEGE: Duke
HIGH SCHOOL: Westtown School, West Chester, PA
BIRTHPLACE: Norristown, PA
BIRTHDATE: September 1, 1999 AGE: 21

NBA EXPERIENCE: 1 year
CURRENT NBA SEASON: 2nd

FORWARD
22



HOW CAM JOINED THE HAWKS: Selected by the Hawks with the 10th overall pick of the 2019 NBA Draft as an early-entry candidate • Signed to a contract with the Hawks on July 1, 2019.

LAST SEASON (2019-20): Appeared in 58 games (34 starts) and averaged 10.5 ppg, 3.7 rpg, 1.5 apg and 1.07 spg in 26.7 mpg (.384 FG%, .332 3FG%, .802 FT%) • Among qualifying rookies, ranked 2nd in spg, 9th in mpg, 3FG% and bpg (0.48), 11th in ppg and rpg, and 15th in apg • Scored in double figures 28 times, including eight contests with 20-or-more points • Swiped a career-high five steals on 1/12 @BKN • On 2/28 v/BKN, sank a career-high six 3FGM on his way to 26 points • Set career-bests in points (28) and FGM (11) on 3/6 @WAS • Ranked second among rookies in total steals (62) • Had eight games with at least three steals, the second-highest total among rookies • Became first rookie in NBA history with 10.0 ppg and at least 80 3FGM, 60 steals and 25 blocks in less than 1,600 minutes played • One of three rookies in 2019-20 to compile at least 100 FTM (101) and 80 3FGM (83) • **SEASON HIGHS:** 28 pts @WAS (3/6), 8 rebs (3x), 6 assts (2x), 5 stls @BKN (1/12), 3 blks @LAC (11/16), 11 FGM @WAS (3/6), 6 3FGM v/BKN (2/28), 8 FTM v/DAL (2/22), 40 mins v/CHA (3/9).

COLLEGIATE CAREER: In 36 games (35 starts) during his only season at Duke, averaged 13.5 ppg, 3.7 rpg and 1.6 spg in 29.7 mpg (.356 FG%, .333 3FG%, .772 FT%) • Honorable Mention All-ACC selection • Scored in double figures on 23 occasions • Finished third on the team in steals and assists • Ranked 7th in the ACC in 3FGM per game (2.47) and ninth in spg (1.56).

NATIONAL TEAM CAREER: Earned a bronze medal at the 2017 FIBA U19 Men's Basketball World Cup in Cairo, Egypt as a member of Team USA, averaging 10.7 points and 4.3 rebounds in seven contests.

PERSONAL INFO: Born in Norristown, PA • Son of Zanthia and Robert Reddish, and his father played collegiately at Virginia Commonwealth University • Has a brother, Aaron • Five-Star high-school recruit as he was ESPN's No. 3 overall prospect and No. 2 small forward in the 2018 class • Earned McDonald's All-American honors and named Mr. Pennsylvania as a senior • Competed in the Jordan Brand Classic and Nike Hoop Summit • Shared the McDonald's All-American Three-Point Contest Title • Favorite all-time NBA player is Allen Iverson • On Twitter @camreddish and Instagram @camreddish.



CAREER HIGHS

Points	FGM	FGA	3FGM	3FGA	FTM	FTA	Rebounds	Assists	Steals	Blocks	Minutes
28	11	17	6	11	8	9	8	6	5	3	40
3/6/20	3/6/20	Two	2/28/20	1/28/20	2/22/20	2/22/20	Three	Two	1/12/20	11/16/19	3/9/20
@WAS	@WAS	Times	v/BKN	@TOR	v/DAL	v/DAL	Times	Times	@BKN	@LAC	v/CHA

CAREER STATS

NBA REGULAR SEASON

YEAR, TEAM	GP	MINS	FGM	FGA	PCT.	FTM	FTA	PCT.	REBOUNDS OFF	REBOUNDS DEF	REBOUNDS TOT	AST	PF	DQ	STL	BLK	PTS	AVG
19-20, ATL	58	1551	213	554	.384	101	126	.802	35	181	216	87	132	0	62	28	610	10.5

CAREER THREE-POINT FIELD GOALS: 83-250 (.332)

Rajon Rondo

HEIGHT: 6-1
WEIGHT: 180
COLLEGE: Kentucky
HIGH SCHOOL: Oak Hill Academy, Mouth of Wilson, VA
BIRTHPLACE: Louisville, KY
BIRTHDATE: February 22, 1986 AGE: 34

NBA EXPERIENCE: 14 years
CURRENT NBA SEASON: 15th

GUARD
7



HOW RAJON JOINED THE HAWKS: Signed by the Hawks on November 23, 2020 • Re-signed with the Los Angeles Lakers on July 8, 2019 • Signed a free agent contract with the Los Angeles Lakers on July 6, 2018 • Signed with the New Orleans Pelicans on July 19, 2017 • Signed a multiyear contract with Chicago on July 7, 2016 • Signed a contract with the Sacramento Kings on July 13, 2015 • Traded, with Dwight Powell, from Boston to Dallas on December 18, 2014 in exchange for Jae Crowder, Jameer Nelson, Brandan Wright, a 2016 first-round pick and a 2016 second-round pick • Traded, along with Brian Grant, from Phoenix to Boston in exchange for a 2007 first-round pick on June 28, 2006 • Selected 21st overall by the Suns in the 2006 NBA Draft on June 28, 2006.

LAST SEASON (2019-20): Appeared in 48 games (three starts) and averaged 7.1 ppg, 5.0 apg and 3.0 rpg in 20.5 mpg (.418 FG%, .328 3FG%, .659 FT%) • Recorded two double-doubles • Scored in double figures 15 times, including two games with 20-or-more points • Surpassed Lenny Wilkens for 15th on the NBA's all-time assists list with seven helpers on 3/8 @LAC • Handed out his 7,000th career assist on 11/22 @OKC • Missed two games due to sore right calf (10/22-10/25), eight games due to mild right calf strain (10/27-11/10, 11/13), two games due to left hamstring strain (12/8-12/11), three games due to non-displaced volar plate avulsion fracture, right ring finger (1/13-1/18) and eight games due to right thumb surgery (7/30-8/13) • **SEASON HIGHS:** 23 pts v/PHX (2/10), 12 rebs @OKC (1/11), 12 assts @ UTAH (12/4), 5 stls v/BOS (2/23), 1 blk (2x), 10 FGM @OKC (1/11), 4 3FGM v/PHX (2/10), 4 FTM @DAL (1/10), 33 mins @OKC (1/11).

PROFESSIONAL CAREER: Through 873 games (729 starts) across 14 seasons with the Celtics, Mavericks, Kings, Bulls, Pelicans and Lakers, holds career averages of 10.2 ppg, 8.3 apg, 4.7 rpg and 1.7 spg in 31.0 mpg • With the Lakers in **2018-19**, appeared in 46 games (29 starts), averaging 9.2 points, 5.3 rebounds, 8.0 assists and 1.2 steals in 29.8 minutes • Recorded four double-digit rebounding and 18 double-digit assist performances, including 14 double-doubles and one triple-double • Scored in double figures 22 times, including three 20+ games • Led the team in scoring once, rebounds seven times, assists 23 times, steals 16 times, blocks four times and minutes five times • On 4/2 @OKC, passed Bob Cousy for 18th on the NBA's all-time assists list • Recorded a season-high 24 points (10-18 FG), 10 rebounds and 12 assists 3/4 v/LAC, good for his first triple-double as a Laker and 32nd of his career … With the performance, joined Mark Jackson as the only players in NBA history to record a triple-double with five different teams, having also done so with Boston, Sacramento, Chicago and New Orleans • In his Lakers debut, totaled 13 points, 11 assists, four rebounds and one steal 10/18 @POR, good for the highest assist total in a Lakers debut • Missed three games due to NBA suspension (10/22-10/25), 17 games due to right hand surgery (11/17-12/18), one game due to sprained right ring finger (12/27) and 13 games due to right ring finger surgery (12/28-1/21) • DNP-CD twice (4/7-4/9) • With New Orleans in **2017-18**, appeared in 65 games (63 starts), averaging 8.3 points, 4.0 rebounds, 8.2 assists and 1.1 steals in 26.2 minutes • Ranked fourth in the NBA in assists per game (8.2) • Led the team in assists 36 times, steals 16 times and blocks twice •Tallied two triple-doubles • Notched 15 double-doubles • Scored in double figures 24 times, including two games with 20+ points • Recorded 22 games with double-digit assists, including five games with 15+ and one game with 25+ • Added 12 points, 17 assists, four rebounds and two steals 4/7 at GSW, passing Derek Harper for No. 23 on the NBA's all-time assists list • Registered 12 points, five rebounds, 17 assists and five steals on 3/13 vs. CHO, becoming the oldest player to record at least 10 points, 15 assists, five rebounds and five steals in a game since 1976 (Rick Barry) • Recorded two points, seven rebounds, a career-high 25 assists and one steal on 12/27 v/BKN, becoming the first player with at least 25 assists since 1996 (Jason Kidd) and the first player ever to do so in 30 minutes or less • His 25 assists were an NBA season-high in 2017-18 • Missed 13 games (10/18-11/11) with a left core muscle injury, two games with a right wrist sprain (3/24- 3/27) and two games due to rest (12/8, 3/17) • In **2016-17** with Chicago, appeared in 69 games (42 starts), averaging 7.8 points, 5.1 rebounds, 6.7 assists and 1.4 steals in 26.7 minutes • Notched one triple-double • Tallied six double-doubles • Scored in double figures 23 times, including three games of 20+ points • Registered 11 games with double-digit assists, including one game with 15+ • Scored a season-high 25 points with 11 rebounds, six assists and three steals on 4/1 v/ATL • Recorded 6,000th career assist in a 24-point, eight-assist effort on 3/21 @TOR, becoming the 34th player in league history to accomplish the milestone • DNP-CD five times • Missed two games with a left ankle sprain (11/15-11/17), two games with a left ankle sprain (12/13, 3/6), three games with a right wrist sprain (4/6-4/10) and one game due to team suspension (12/5) • In **2015-16**, appeared in 72 games (all starts) with Sacramento, averaging 11.9 points, 6.0 rebounds, 11.7 assists and 2.0 steals in 35.2 minutes • Ranked first in the NBA in assists per game and seventh in steals per game • His assist average tied his single-season career high • Notched six triple-doubles and 37 double-doubles • Scored in double figures 45 times, including seven games of 20+ points • Registered 51 games with double-digit assists, including 19 games with 15+ and two games with 20+ • Scored a season-high 27 points with 10 rebounds, 12 assists and two steals on 4/5 v/POR for 28th career triple-double • Missed one game with a lower back spasm (1/5), one game due to right thumb tendinitis (2/26), one game due to right first MTP joint sprain, turf roe, right thumb sprain and right shoulder contusion (3/16), six games due to rest (3/28, 4/2, 4/7-4/13) and one game due to NBA suspension (12/15) • In **2014-15**, appeared in 68 games (68 starts) with Boston and Dallas, averaging 8.9 points, 5.5 rebounds, 7.9 assists and 1.3 steals in 29.7 minutes • Ranked fifth in the NBA in assists per game (7.9) • Averaged 8.3 points, 7.5 rebounds, 10.8 assists and 1.7 steals in 22 appearances (22 starts) with the Celtics • Traded to the Mavericks on 12/18 • Averaged 9.3 points, 4.5 rebounds, 6.5 assists and 1.2 steals in 46 appearances (46 starts) with the Mavericks • Notched three triple-doubles and 15 double-doubles • Scored in double figures 29 times, including four games of 20+ points • Registered 20 games with double-digit assists, including six games with 15+ • Missed one game due to a left hand procedure (11/8), one game with left Achilles soreness (1/14), six games with a left orbital fracture/nasal fracture (2/2-2/11), one game due to team suspension (2/25) and one game due to rest (4/10) • With Boston in **2013-14**, appeared in 30 games (30 starts), averaging 8.9 points, 5.5 rebounds, 7.9 assists and 1.3 steals in 29.7 minutes • Led the team in scoring four times, rebounds four times, assists 27 times, steals nine times and blocks once • Tallied one triple-double • Notched 13 double-doubles • Scored in double figures 17 times, including two games of 20+ points • Registered 17 games with double-digit assists, including four games with 15+ • In **2012-13**, appeared in 38 games (38 starts), averaging 13.7 points, 5.6 rebounds, 11.1 assists and 1.8 steals in 37.4 minutes • Named an NBA All-Star • Ranked first in the NBA in assists per game (11.1) • Tied a career-best 13.7 points per game on the season • Tallied five triple-doubles • Notched 20 double-doubles • Scored in double figures 27 times, including seven games of 20+ points and one 30-point game • Registered 27 games with double-digit assists, including seven games with 15+ and two games with 20+ • Extended his streak of double-digit assist games to 37 in the first 14 games of the season, the second-longest streak in NBA history (Earvin Johnson, 44) • Also extended his streak of games with 11+ assists to 28 in the first six games of the season, the longest such streak in NBA history • Missed 44 games with a torn ACL in his right knee (1/27-4/17), one game with a sprained right ankle (11/15), one game with a bruised right hip (12/29) and three games due to an NBA suspension (11/30-12/1, 1/7) • In **2011-12**, appeared in 53 games (all starts), averaging 11.9 points, 4.8 rebounds, 11.7 assists and 1.8 steals in 36.9 minutes • Named an NBA All-Star • Ranked first in the NBA in assists per game (11.7), the best single-season average of his career • Tallied six triple-doubles • Notched 21 double-doubles • Scored in double figures 29 times, including eight games with 20+ points and three games with 30+ • Registered 39 games with double-digit assists, including 11 games with 15+ and two games with 20+ • Recorded at least 10 assists in each of the final 24 games of the regular season, the longest single-season streak of his career • Notched 10 points, 10 rebounds, 20 assists and two steals on 4/11 v/ATL for 13th career triple-double • Missed eight games with a sprained right wrist (1/20-2/1), two games due to an NBA suspension (2/20-2/22) and three games with a sore lower back (4/18-4/24) • In **2010-11**, appeared in 68 games (all starts), averaging 10.6 points, 4.4 rebounds, 11.2 assists and 2.3 steals in 37.2 minutes • Named an NBA All-Star • Ranked second in the NBA in assists per game (11.2) and second in steals per game (2.3) • Led the team in scoring four times, rebounds seven times, assists 65 times, steals 37 times and blocks once • Notched three triple doubles • Tallied 31 double-doubles • Scored in double figures 40 times, including five games of 20+ points • Registered 42 games with double-digit assists, including 14 games with 15+ and two games with 20+ • One-time Eastern Conference Player of the Week • Tallied six points, 11 rebounds, 11 assists and a career-high eight steals on 3/23 v/MEM • Missed three games with a strained left hamstring (11/21-11/24), one game with hamstring and foot injuries (12/5), seven games with a sprained left ankle (12/16-12/31), one game with a strained right finger (3/27) and two games for rest (4/11-4/13) • In **2009-10**, appeared in 81 games (81 starts), averaging 13.7 points, 4.4 rebounds, 9.8 assists and 2.3 steals in 36.6 minutes • Named an NBA All-Star • Ranked first in the NBA in steals per game (2.3) and fourth in assists per game (9.8) • Registered a career-best scoring average on the season with 13.7 points per game • Led the team in points 14 times, rebounds 13 times, assists 80 times and steals 56 times • Tallied two triple-doubles • Notched a career-high 40 double-doubles • Scored in double figures 62 times, including 14 games of 20+ points and one 30-point game • Recorded 45 games with double-digit assists, including eight games with 15+ • Missed one game with a sore left hamstring (1/2) • In **2008-09**, appeared in 80 games (all starts), averaging 11.9 points, 5.2 rebounds, 8.2 assists and 1.9 steals in 33.0 minutes • Ranked fifth in the NBA in steals per game (1.9) and sixth in assists per game (8.2) • Notched two triple-doubles • Tallied 15 double-doubles • Scored in double figures 44 times, including 13 games of 20+ points and two

(CONTINUED ON P. 62)

CAREER HIGHS

Points	FGM	FGA	3FGM	3FGA	FTM	FTA	Rebounds	Assists	Steals	Blocks	Minutes
28	11	17	6	11	8	9	8	6	5	3	40
3/6/20	3/6/20	Two	2/28/20	1/28/20	2/22/20	2/22/20	Three	Two	1/12/20	11/16/19	3/9/20
@WAS	@WAS	Times	v/BKN	@TOR	v/DAL	v/DAL	Times	Times	@BKN	@LAC	v/CHA

CAREER STATS

NBA REGULAR SEASON

YEAR, TEAM	GP	MINS	FGM	FGA	PCT.	FTM	FTA	PCT.	REBOUNDS OFF	REBOUNDS DEF	REBOUNDS TOT	AST	PF	DQ	STL	BLK	PTS	AVG
06-07, BOS	78	1831	188	450	.418	119	184	.647	74	218	292	297	181	1	128	8	501	6.4
07-08, BOS	77	2306	351	713	.492	107	175	.611	78	244	322	393	187	1	129	13	814	10.6
08-09, BOS	80	2642	383	759	.505	172	268	.642	100	316	416	659	193	0	149	11	953	11.9
09-10, BOS	81	2963	459	904	.508	175	282	.621	100	260	360	794	198	0	189	11	1110	13.7
10-11, BOS	68	2527	318	670	.475	75	132	.568	87	210	297	760	120	0	153	11	721	10.6
11-12, BOS	53	1957	256	572	.448	108	181	.597	62	195	257	620	99	0	95	3	630	11.9
12-13, BOS	38	1423	225	465	.484	60	93	.645	43	169	212	420	96	1	70	9	522	13.7
13-14, BOS	30	998	141	350	.403	42	67	.627	22	142	164	294	65	0	40	2	350	11.7
14-15, BOS-DAL	68	2018	275	645	.426	31	78	.397	73	300	373	538	153	1	91	7	608	8.9
15-16, SAC	72	2537	355	782	.454	86	150	.580	77	358	435	839	175	1	141	10	859	11.9
16-17, CHI	69	1843	229	561	.408	30	50	.600	73	282	355	461	144	0	99	11	538	7.8
17-18, NOP	65	1705	231	494	.468	25	46	.543	31	232	263	533	119	0	70	10	537	8.3
18-19, LAL	46	1369	175	432	.405	23	36	.639	34	209	243	367	100	1	57	7	424	9.2
19-20, LAL	48	984	137	328	.418	27	41	.659	23	119	142	240	58	0	40	2	342	7.1
14 YR. TOT	873	27103	3723	8125	.458	1081	1783	.606	877	3254	4131	7215	1888	6	1451	115	8909	10.2

THREE-POINT FIELD GOALS IN 06-07:	6-29	(.207)	
THREE-POINT FIELD GOALS IN 07-08:	5-19	(.263)	
THREE-POINT FIELD GOALS IN 08-09:	15-48	(.313)	
THREE-POINT FIELD GOALS IN 09-10:	17-80	(.213)	
THREE-POINT FIELD GOALS IN 10-11:	10-43	(.233)	
THREE-POINT FIELD GOALS IN 11-12:	10-42	(.238)	
THREE-POINT FIELD GOALS IN 12-13:	12-50	(.240)	
THREE-POINT FIELD GOALS IN 13-14:	26-90	(.289)	
THREE-POINT FIELD GOALS IN 14-15:	27-86	(.314)	
THREE-POINT FIELD GOALS IN 15-16:	62-170	(.365)	
THREE-POINT FIELD GOALS IN 16-17:	50-133	(.376)	
THREE-POINT FIELD GOALS IN 17-18:	50-150	(.333)	
THREE-POINT FIELD GOALS IN 18-19:	51-142	(.359)	
THREE-POINT FIELD GOALS IN 19-20:	41-125	(.328)	

CAREER THREE-POINT FIELD GOALS: 382-1207 (.316)

NBA PLAYOFFS

YEAR, TEAM	GP	MINS	FGM	FGA	PCT.	FTM	FTA	PCT.	REBOUNDS OFF	REBOUNDS DEF	REBOUNDS TOT	AST	PF	DQ	STL	BLK	PTS	AVG
07-08, BOS	26	831	107	263	.407	47	68	.691	39	68	107	172	74	0	45	8	266	10.2
08-09, BOS	14	577	93	223	.417	44	67	.657	32	104	136	137	47	0	35	3	236	16.9
09-10, BOS	24	975	151	326	.463	68	114	.596	38	96	134	223	57	0	46	3	379	15.8
10-11, BOS	9	345	51	107	.477	24	38	.632	11	38	49	86	16	0	10	0	126	14.0
11-12, BOS	19	810	141	301	.468	39	56	.696	35	93	127	227	40	0	45	2	329	17.3
14-15, DAL	2	37	9	20	.450	0	0	---	1	1	2	6	6	0	0	0	19	9.5
16-17, CHI	2	67	11	26	.423	1	2	.500	7	10	17	20	6	0	7	1	23	11.5
17-18, NOP	9	302	38	92	.413	9	14	.643	9	59	68	110	20	0	13	2	93	10.3
19-20, LAL	16	395	55	121	.455	13	19	.684	13	56	69	105	36	0	22	2	143	8.9
9 YR. TOT	121	4339	656	1479	.444	245	378	.648	185	525	710	1086	302	0	223	21	1614	13.3

THREE-POINT FIELD GOALS IN 07-08:	5-20	(.250)	
THREE-POINT FIELD GOALS IN 08-09:	6-24	(.250)	
THREE-POINT FIELD GOALS IN 09-10:	9-24	(.375)	
THREE-POINT FIELD GOALS IN 10-11:	0-3	(.000)	
THREE-POINT FIELD GOALS IN 11-12:	8-30	(.267)	
THREE-POINT FIELD GOALS IN 14-15:	1-2	(.500)	
THREE-POINT FIELD GOALS IN 16-17:	0-6	(.000)	
THREE-POINT FIELD GOALS IN 17-18:	8-19	(.421)	
THREE-POINT FIELD GOALS IN 19-20:	20-50	(.400)	
PLAYOFF THREE-POINT FIELD GOALS:	57-178	(.320)	

Tony Snell

HEIGHT: 6-6
WEIGHT: 213
COLLEGE: New Mexico
HIGH SCHOOL: Martin Luther King, Riverside, CA
BIRTHPLACE: Los Angeles, CA
BIRTHDATE: November 10, 1991 AGE: 29

NBA EXPERIENCE: 7 years
CURRENT NBA SEASON: 8th

GUARD
19



HOW TONY JOINED THE HAWKS: Acquired by the Hawks from Detroit in exchange for Dewayne Dedmon on November 20, 2020 • Traded by Milwaukee with Kevin Porter Jr. to Detroit for Jon Lauer • Signed a multiyear contract with the Milwaukee Bucks on July 31, 2017 • Traded by Chicago to Milwaukee for Michael Carter-Williams on October 17, 2016 • Signed a contract with the Bulls on July 10, 2013 • Selected 20th overall by Chicago in the 2013 NBA Draft on June 27, 2013.

LAST SEASON (2019-20): Appeared in 59 games (57 starts) with Detroit, averaging 8.0 ppg, 2.2 apg and 1.9 rpg in 27.8 mpg (.445 FG%, .402 3FG%, 1.000 FT%) • Scored in double figures 21 times, including one game with 20-or-more points • Shot a perfect 9-9 FGs, including a season-high 6-6 3FGs, en route to 24 points on 11/6 v/NYK • Dished out a career-high seven assists on 2/25 @Den • Tied a career-long with five straight games of 10+ points from 11/2-11 • **SEASON HIGHS:** 24 pts v/NYK (11/6), 5 rebs (2x), 7 @DEN (2/25), 3 stls @PHI (3/11), 3 blks @ATL (1/18), 9 FGM v/NYK (11/6), 6 3FGM v/NYK (11/6), 4 FTM @HOU (12/14), 38 mins @SAC (3/1).

PROFESSIONAL CAREER: Through 501 games (275 starts) across seven seasons with the Bulls, Bucks and Pistons, holds career averages of 6.5 ppg, 2.3 rpg, and 1.2 apg in 22.5 mpg • With the Bucks in **2018-19**, appeared in 74 games (12 starts) and averaged 6.0 points and 2.1 rebounds in 17.6 minutes per game • Shot .452 FG%, .397 3FG% and .881 FT% • Scored in double figures 17 times • Recorded eight points and hauled in a season-high eight rebounds @CLE (3/20) • Tallied 11 points (4-7 FGs, 2-3 3FGs) @ DET (1/29) • Scored a season-high 15 points (6-6 FGs, 3-3 3FGs) @BOS (12/21) • Scored 10-plus points in three consecutive games from 12/17-12/21 • Played in his 400th career game @MIA (1/15) • Recorded his 100th career block @NOP (3/12) • Missed the final eight games of the season with a left ankle sprain • With Milwaukee in **2017-18**, appeared in 75 games (59 starts) and averaged 6.9 points, 1.9 rebounds and 1.3 assists per game • Scored 10-plus points 22 times • Tallied 18 points on a perfect 6-for-6 shooting (4-4 3FGs) @CHI on 3/23 • Scored 12 points (4-5 3FGs) v/MIA on 1/17 • Hauled in a season-high seven rebounds v/CHI on 12/26 • Scored a season-high 18 points on 8-of-10 shooting @UTAH on 11/25 • Missed five games (12/8-12/16) with left patella tendinitis and two games (2/28-3/2) with a right thigh contusion • In **2016-17** with Milwaukee, in a career-high 80 games (all starts) and averaged career highs in points (8.5) and assists (1.2) while shooting career-high percentages from both the field (.455) and 3-point range (.406) • His 3FG% of .406 ranked 19th overall in the NBA • Scored 10-plus points 29 times and 20-plus points three times • Posted a career-high 26 points while knocking down a career-high 10 field goals (10-of-14) and 4-of-8 3FGs @CHA (3/28) • Scored in double figures in five straight games (3/6-3/13), tying his career-long streak • Made a career-high six 3-pointers @WAS (12/26) and finished with 20 points • Recorded his third career double-double @NOP (11/1) with 13 points and season-high 10 rebounds • Inactive for one game • In **2015-16** as a Bull, appeared in 64 games (33 starts) and averaged 5.3 points, 3.1 rebounds and 1.0 assists in 20.3 minutes per game • Shot .372 FG%, .361 3FG% and .900 FT% • Scored 10-plus points 12 times and 20-plus once • Recorded one double-double • Scored a season-high 22 points on 8-of-14 shooting and grabbed seven rebounds v/TOR (12/28) • Recorded 16 points and 11 rebounds v/ PHI (12/14) • DNP-CD 18 times • With Chicago in **2014-15**, appeared in 72 games (22 starts) and averaged 6.0 points, 2.4 rebounds and 0.9 assists in 19.6 minutes per game • Shot .429 FG% and .371 3FG% • In 22 starts, averaged 8.9 points, 3.9 rebounds and 1.5 assists in 32.7 minutes per game • Tallied 21 games with 10-plus points and four games with 20-plus • Grabbed 10-plus rebounds once • Led the team in scoring twice, in assists once and in minutes eight times • Recorded his first career double-double with 10 points and 10 rebounds @PHI (3/11) • Scored a team-high 21 points v/MEM on 3/9 • DNP-CD nine times • As a Chicago rookie in **2013-14,** appeared in 77 games (12 starts), averaging 4.5 points, 1.6 rebounds and 0.9 assists in 16.0 minutes per game • Shot .384 FG%, .320 3FG% and .756 FT% • Recorded 13 games with 10-plus points and one game with 20-plus • Scored a then career-high 20 points v/DEN • Tallied 10 points and a season-high eight rebounds @OKC on 12/19 • Made his first career start @UTAH (11/25) totaling nine points in 26 minutes • DNP-CD five times.

PLAYOFF HISTORY: Has appeared in 38 postseason games (eight starts) with Chicago and Milwaukee, averaging 3.4 points and 1.4 rebounds in 14.0 minutes • In 2019 with Milwaukee, appeared in nine games, averaging 0.6 points in 3.1 minutes per game • In 2018 with the Bucks, saw action in seven games (two starts) and averaged 2.7 points and 1.9 rebounds in 19.1 minutes • As a Buck in 2017, appeared in six contests (all starts) and posted 10.0 points, 2.3 rebounds and 1.5 assists in 30.8 minutes • In 2015 with Chicago, appeared in 11 postseason games and averaged 3.9 points and 1.5 rebounds in 12.7 minutes • As a rookie in 2014, played five contests and averaged 1.2 rebounds and 0.8 points in 9.2 minutes.

CAREER HIGHS

Points	FGM	FGA	3FGM	3FGA	FTM	FTA	Rebounds	Assists	Steals	Blocks	Minutes
28	11	19	6	10	9	10	11	5	6	2	48
12/10/19	12/10/19	Two	Two	Two	2/24/20	2/24/20	Three	12/8/19	11/14/19	Two	2/9/20
@MIA	@MIA	Times	Times	Times	@PHI	@PHI	Times	@CHA	@PHO	Times	v/NYK

COLLEGIATE CAREER: Played in 104 games (77 starts) over the span of three seasons for New Mexico • Left the Lobos program ranked 10th all time with 434 career 3-point attempts • 2012-13: Appeared in 35 games and averaged 12.5 points (13th in Mountain West), 2.9 assists (9th) and 0.8 steals in 31.2 minutes per game • Shot .422 FG%, 39 3FG% and .843 FT% • Named Third-Team All-Mountain West and Mountain West Tournament MVP after a game-high 21 points (5-7 3FG) in the title game win vs. UNLV • 2011-12: In 35 games, averaged 10.5 points, 2.7 rebounds, 2.3 assists and 0.5 steals in 25.6 minutes per game • Shot his collegiate-best .448 FG%, as well as .387 3FG% (4th in the Mountain West) and .831 FT% • Ranked fifth in the league in threes per game (2.1) • Earned Honorable Mention All-Mountain West honors and was selected to the All-Mountain West Tournament Team. 2010-11: Saw action in 34 games and averaged 4.4 points and 1.9 rebounds in 17.5 minutes per game • Recorded four double-digit games and led the Lobos in scoring twice.

PERSONAL INFO: Full name is Tony Snell, Jr • Son of Tony and Sherika • Majored in University Studies • Was a high school teammate of L.A. Clippers' forward Kawhi Leonard • On Twitter @TonySnell20 and Instagram @t.snell_.

CAREER STATS

NBA REGULAR SEASON

YEAR, TEAM	GP	MINS	FGM	FGA	PCT.	FTM	FTA	PCT.	REBOUNDS OFF	REBOUNDS DEF	REBOUNDS TOT	AST	PF	DQ	STL	BLK	PTS	AVG
13-14, CHI	77	1231	129	336	.384	31	41	.756	19	105	124	68	84	0	29	15	346	4.5
14-15, CHI	72	1412	159	371	.429	44	55	.800	31	145	176	62	86	0	32	11	435	6.0
15-16, CHI	64	1301	126	339	.372	30	33	.909	19	180	199	63	100	0	16	17	338	5.3
16-17, MIL	80	2336	246	541	.455	47	58	.810	22	226	248	96	125	0	55	14	683	8.5
17-18, MIL	75	2053	185	425	.435	38	48	.792	9	132	141	98	115	0	47	28	516	6.9
18-19, MIL	74	1304	163	361	.452	37	42	.881	29	128	157	68	90	0	26	18	444	6.0
19-20, DET	59	1641	170	382	.445	32	32	1.000	9	102	111	127	101	0	32	15	474	8.0
7 YR. TOT	501	11278	1178	2755	.428	259	309	.838	138	1018	1156	582	701	0	237	118	3236	6.5

THREE-POINT FIELD GOALS IN 13-14:	57-178	(.320)	
THREE-POINT FIELD GOALS IN 14-15:	73-197	(.371)	
THREE-POINT FIELD GOALS IN 15-16:	56-155	(.361)	
THREE-POINT FIELD GOALS IN 16-17:	144-305	(.406)	
THREE-POINT FIELD GOALS IN 17-18:	108-268	(.403)	
THREE-POINT FIELD GOALS IN 18-19:	81-204	(.397)	
THREE-POINT FIELD GOALS IN 19-20:	102-254	(.402)	
CAREER THREE-POINT FIELD GOALS:	621-1611	(.385)	

NBA PLAYOFFS

YEAR, TEAM	GP	MINS	FGM	FGA	PCT.	FTM	FTA	PCT.	REBOUNDS OFF	REBOUNDS DEF	REBOUNDS TOT	AST	PF	DQ	STL	BLK	PTS	AVG
13-14, CHI	5	46	2	9	.222	0	0	---	0	6	6	2	5	0	1	1	4	0.8
14-15, CHI	11	140	15	44	.341	4	4	1.000	1	16	17	6	13	0	0	3	43	3.9
16-17, MIL	6	185	22	44	.500	0	0	---	2	12	14	9	17	0	1	1	60	10.0
17-18, MIL	7	134	7	24	.292	0	0	---	1	12	13	4	10	0	3	4	19	2.7
18-19, MIL	9	28	2	6	.333	0	0	---	2	1	3	0	3	0	1	1	5	0.6
5 YR. TOT	38	533	48	127	.378	4	4	1.000	6	47	53	21	48	0	6	10	131	3.4

THREE-POINT FIELD GOALS IN 13-14:	0-5	(.000)	
THREE-POINT FIELD GOALS IN 14-15:	9-27	(.333)	
THREE-POINT FIELD GOALS IN 16-17:	16-31	(.516)	
THREE-POINT FIELD GOALS IN 17-18:	5-21	(.238)	
THREE-POINT FIELD GOALS IN 18-19:	1-2	(.500)	
PLAYOFF THREE-POINT FIELD GOALS:	31-86	(.360)	

Trae Young

HEIGHT: 6-1
WEIGHT: 180
COLLEGE: Oklahoma
HIGH SCHOOL: Norman North, Norman, OK
BIRTHPLACE: Lubbock, TX
BIRTHDATE: September 19, 1998 AGE: 22

NBA EXPERIENCE: 2 years
CURRENT NBA SEASON: 3rd

GUARD
11



HOW TRAE JOINED THE HAWKS: Acquired by the Hawks from the Dallas Mavericks, along with a protected 2019 first-round draft pick, in exchange for the draft rights to Luka Doncic, the third overall pick, on June 21, 2018 • Chosen by Dallas with the fifth overall pick of the 2018 NBA Draft as an early-entry candidate • Signed to a contract with the Hawks on July 1, 2018.

LAST SEASON (2019-20): In 60 games (all starts), averaged 29.6 ppg, 9.3 apg, 4.3 rpg and 1.1 spg in 35.3 mpg (.437 FG%, .361 3FG%, .860 FT%) • Started for the Eastern Conference in the 2020 NBA All-Star Game and recorded the only double-double in the contest, posting 10 points and a game-high 10 assists in 16 minutes • Ranked 2nd in apg (1st in the Eastern Conference), 4th in ppg (2nd in the East), 10th in mpg and 26th FT% • Scored in double-figures 57 times [including 49 games with at least 20 pts, 31 contests with at least 30 pts, 11 games with at least 40 pts (1st in the East) and one 50-point contest] • Recorded 28 games with 10-or-more assists (2nd in the NBA) and five outings with at least 15 dimes (t2nd in the NBA) • Led the Eastern Conference in total assists (560) for the second consecutive season, becoming the first player since 1970-71 to lead his conference in total helpers in each of his first two seasons in the NBA • Led the Eastern Conference (2nd in the NBA) in FTM per game, making 8.0 FTs per contest • Raised his scoring from 19.1 ppg to 29.6 ppg from '18-19 to '19-20; his 10.5 ppg increase is the second most in NBA history for a player who averaged at least 19.0 ppg in at least 60 games played in the previous year • His 29.6 ppg were the most for an NBA sophomore since Bob McAdoo averaged 30.6 ppg in 1973-74 • Became just the fifth player in NBA history to average at least 29.0 ppg and at least 9.0 apg • Posted a league-high-tying 16 contests with at least 30 pts and 10 assts • Knocked down a franchise record 3.4 3FGM per game • Tied for the third-highest apg in franchise history • Posted a league-high-tying 16 contests with at least 30 pts and 10 assts • Named Eastern Conference Player of the Week for games played Oct. 22-27, leading the Hawks to a 2-0 record and posting 38.5 ppg, 9.0 apg and 7.0 rpg • Became the first player in NBA history to compile at least 38 pts, nine assts and seven rebs in each of his team's first two games of the season • Scored a career-high 50 points (12-25 FGs, 8-15 3FGs, 18-19 FTs) in 40 minutes on 2/20 v/MIA, becoming the first player in NBA history to score at least 50 points on 12-or-fewer FGM and less than 20 FTM • On 1/8 v/HOU, posted 42 points, 13 boards and 10 assists to notch the first 40-pt triple-double in Hawks history and become the youngest player in NBA history to record those minimums in a single game • In January, averaged 31.7 ppg, 11.5 apg and 5.3 rpg in 13 games, becoming the first player to meet those minimums in any 10-game month since Oscar Robertson (February 1966) • Led the Eastern Conference with 18 20-pt/10-asst games • Recorded 30 double-doubles • **SEASON HIGHS:** 50 pts v/MIA (2/20), 13 rebs v/HOU (1/8), 18 assts v/PHI (1/30), 5 stls v/SAC (11/8), 1 blk (8x), 16 FGM (3x), 8 3FGM (3x), 18 FTM (3x), 48 mins v/NYK (2/9).

PROFESSIONAL CAREER: Through 141 games (141 starts) across two seasons with the Hawks, holds career averages of 23.6 ppg, 8.6 apg and 3.9 rpg in 32.8 mpg • In **2018-19**, unanimously selected to NBA All-Rookie First Team after averaging 19.1 ppg, 8.1 apg and 3.7 rpg in 30.9 mpg (.418 FG%, .324 3FG%, .829 FT%) in 81 contests (all starts) • Among qualifying NBA rookies, ranked 1st in apg (4th in the NBA), 2nd in ppg (34th in the NBA) and FT%, 3rd in mpg, 6th in spg and 10th in rpg • Scored in double-figures 71 times (including 37 games with at least 20 pts, nine contests with at least 30 pts and one game with at least 40 pts) and had two double-digit rebounding nights • His 156 3FGM are first in Hawks rookie history and the second-most in NBA history by a rookie age 20 or younger • Notched the first triple-double ever recorded by an Atlanta Hawks rookie, totaling 23 pts, 11 assts and 10 rebs on 3/9 v/BKN • Knocked down at least five 3FGM in seven contests, the most by a rookie in 2018-19 • Became the first rookie in history to amass four contests with at least 30 pts, 10 assts and five 3FGM • Selected as the Kia NBA Rookie of the Month a franchise-record four times (Oct./Nov., Jan., Feb., March/April) • Named Eastern Conference Player of the Week for games played March 18-24, becoming the only rookie in either conference to win the weekly award in 2018-19 • Became third rookie ever to post at least 19.1 pts and 8.0 assts (Robertson, Stoudamire) • Led all rookies in total pts (1,549) and total assts (653) • Led the Eastern Conference in total assts (2nd in the NBA), becoming the first rookie to lead a conference in assts since 1995-96 and first rookie since 1987-88 to finish among the NBA's top two assisters • Led the Eastern Conference with 18 20-pt/10-asst games • Recorded 30 double-doubles

COLLEGIATE CAREER: In his only season at Oklahoma, averaged 27.4 points, 8.7 assists, 3.9 rebounds and 1.7 steals in 35.4 minutes, starting 32 games (.422 FG%, .360 3FG%, .861 FT%) • Consensus First Team All-American after becoming the first player in Division I history to lead the nation in scoring and assists • Scoring average was the highest in Big-12 history and his assists per game rank second on the all-time list • The Wayman Tisdale National Freshman of the Year award winner, was also a unanimous All-Big 12 First Team member and named the conference's Freshman and Newcomer of the Year • Became the first major conference player in NCAA history to tally 800 points and 250 assists in a single season • Recorded four games of 40-or-more points.

CAREER HIGHS

Points	FGM	FGA	3FGM	3FGA	FTM	FTA	Rebounds	Assists	Steals	Blocks	Minutes
50	17	33	8	15	18	21	13	18	5	1	56
2/20/20 v/MIA	3/1/19 v/CHI	3/1/19 v/CHI	Four Times	Two Times	Two Times	1/20/20 v/TOR	1/8/20 v/HOU	1/30/20 v/PHI	11/8/19 v/SAC	23 Times	3/1/19 v/CHI

NATIONAL TEAM CAREER: Earned a gold medal at the 2016 FIBA Americas U18 Championship in Valdivia, Chile, where he teamed up with Kevin Huerter • Member of 2019 USA Basketball Men's Select Team.

PERSONAL INFO: Born in Lubbock, TX • Son of Rayford and Candice Young, and his father played collegiately at Texas Tech and professionally in France, Italy, Portugal and Spain • Has a brother, Timothy and two sisters, Caitlyn and Camryn • In August 2019, named an Honorary Board Member at The Children's Center Rehabilitation Hospital in Oklahoma City, OK • Averaged 42.6 ppg, 5.8 rpg and 4.1 apg (.489 FG%) as a senior at Norman North High School • Earned McDonald's All-American honors as a senior and named Gatorade Player of the Year in Oklahoma in 2016 and 2017 • Competed in the Jordan Brand Classic in 2017 • Won the McDonald's All-American Three-Point Contest and was runner-up at the High School Three-Point contest at the Final Four • A fan of Steve Nash growing up • On Twitter @TheTraeYoung and Instagram @traeyoung.

CAREER STATS

NBA REGULAR SEASON

									REBOUNDS									
YEAR, TEAM	GP	MINS	FGM	FGA	PCT.	FTM	FTA	PCT.	OFF	DEF	TOT	AST	PF	DQ	STL	BLK	PTS	AVG
18-19, ATL	81	2503	525	1256	.418	343	414	.829	64	237	301	653	140	0	72	15	1549	19.1
19-20, ATL	60	2120	546	1249	.437	481	559	.860	32	223	255	560	104	0	65	8	1778	29.6
2 YR. TOT	141	4623	1071	2505	.428	824	973	.847	96	460	556	1213	244	0	137	23	3327	23.6

THREE-POINT FIELD GOALS IN 18-19: 156-482 (.324)
THREE-POINT FIELD GOALS IN 19-20: 205-568 (.361)
CAREER THREE-POINT FIELD GOALS: 361-1050 (.344)

GALLINARI - cont.

.356 3pt%, .778 FT%), 2.4 rpg, 2.6 apg, 0.8 apg and 27.0 mpg in nine outings as Serbia earned a silver medal • Accrued averages of 9.4 ppg (.434 FG%, .419 3pt%, .520 FT%), 4.3 rpg, 2.0 apg and 26.1 mpg in 11 games during EuroBasket 2013, his first event with the National Team • For Serbian Men's National under-20 team, averaged 12.4 ppg (.409 FG%, .370 3pt%, .905 FT%), 3.0 rpg, 2.3 apg, 0.6 spg and 29.2 mpg in nine games during the 2012 U20 European Championship: Division A • In the U19 World Cup, averaged 8.9 ppg (.423 FG%, .381 3pt%, .588 FT%), 5.0 rpg, 1.7 apg, 1.1 spg, 0.9 bpg and 22.4 mpg in seven games as Serbia received silver medal • At the 2010 under-18 European Championship: Divsion A, averaged 10.2 ppg (.354 FG%, .262 3pt%, .615 FT%), 5.3 rpg, 1.4 apg, 1.3 spg, 0.6 bpg and 23.7 mpg in nine games.

PERSONAL INFO: Nicknamed "The Rooster" (Il Gallo) • Father, Vittorio, played professional basketball in Italy for a number of teams and was a Milan teammate and roommate of Mike D'Antoni for eight years • Favorite athletes include Michael Jordan and Roger Federer • Played for the Italian National Team in the 2008 Summer Olympics qualifying tournament • Lists Michael Jordan, Larry Bird and Angelina Jolie as the three people he would most like to have dinner with • Favorite actors are Denzel Washington and Angelina Jolie and favorite entertainer is Justin Timberlake • Favorite meal is either sushi or gnocchi with gorgonzola cheese • Participated in the NBA's Basketball Without Borders goodwill tour to Senegal, Africa in August 2010 • On Twitter @gallinari8888 and Instagram @danilogallogallinari.

RONDO - cont.

games of 30+ • Registered 28 games with double-digit assists, including four games with 15+ • Finished with 31 points, nine rebounds, five assists, three steals and one block on 4/8 v/NJN • Scored a season-high 32 points with six rebounds, 10 assists and three steals on 2/22 @PHX • Tallied second career triple-double with 19 points, 15 rebounds and 14 assists on 2/12 @DAL • Recorded first career triple-double with 16 points, 13 rebounds, 17 assists and three steals on 12/3 v/IND • Missed two games with a sprained right ankle (3/8-3/11) • In **2007-08**, appeared d in 77 games (77 starts), averaging 10.6 points, 4.2 rebounds, 5.1 assists and 1.7 steals in 29.9 minutes • Led team in points twice, rebounds five times and assists 36 times • Tallied four double-doubles • Scored in double figures 38 times, including eight games of 20+ points • Recorded six games with double-digit assists • Scored a season-high 24 points with five rebounds, eight assists and four steals on 2/6 v/LAC • Missed one game with a tight hamstring (12/30), three games with a sore lower back (1/12, 1/16-1/18) and one game due to rest (4/16) • As a rookie in **2006-07**, appeared in 78 games (25 starts), averaging 6.4 points, 3.7 rebounds, 3.8 assists and 1.6 steals in 23.5 minutes • Ranked ninth in the NBA in steals per game (1.6) • Tallied three double-doubles • Scored in double-figures 17 times, including three games of 20+ points • Registered three games with double-digit assists • In first career start, scored 23 points with six rebounds, six assists and four steals on 2/2 v/LAC • Recorded first career double-double with 10 points, 10 rebounds, seven assists and one steal on 1/20 @WAS • In NBA debut, tallied six points, four rebounds and three assists on 11/1 v/NOK • DNP-CD four times

PLAYOFF HISTORY: Has appeared in 121 postseason games (105 starts) with the Celtics, Mavericks, Bulls, Pelicans and Lakers, winning the 2008 championship in Boston and the 2020 title with the Lakers, averaging 13.3 points, 9.0 assists, 5.9 rebounds and 1.8 steals in 35.9 minutes • In 2020 with the Lakers, appeared in 16 NBA Playoff games, averaging 8.9 points, 4.3 rebounds, 6.6 assists and 1.4 steals in 24.7 minutes per game • Scored in double figures six times, including one 20-point game • Had two postseason double-doubles • Shot 40.0 percent (20-50) from three-point range in the postseason • Logged 105 postseason assists, all off the bench, the highest total by a reserve player in a single playoffs since those stats were first recorded in 1970-71 • Missed two games due to right thumb surgery (8/18-8/20) and three games due to back spasms (8/22-8/29) • In 2018 with New Orleans, appeared in nine games (all starts), averaging 10.3 points, 7.6 rebounds, 12.2 assists and 1.4 steals in 33.6 minutes • Tallied four double-doubles • Scored in double figures four times • Registered six games with double-digit assists, including three games with 15+ and one game with 20+ • In 2017 with Chicago, appeared in two games (both starts), averaging 11.5 points, 8.5 rebounds, 10.0 assists and 3.5 steals in 33.5 minutes • Tallied one double-double • Scored in double figures twice • Registered one game with double-digit assists • Missed five games (4/21- 4/28) with a fractured right thumb • In 2015 with Dallas, Appeared in two games (two starts), averaging 9.5 points, 1.0 rebounds and 3.0 assists in 18.5 minutes • Scored in double figures once • Inactive for three games • In 2013 with Boston, was inactive for six games with a torn right ACL • In 2012 with Boston, appeared in 19 games (all starts), averaging 17.3 points, 6.7 rebounds, 11.9 assists and 2.4 steals in 42.6 minutes • Notched four triple-doubles • Tallied 14 double-doubles • Scored in double figures 16 times, including seven games with 20+ points and one 40-point game • Registered 16 games with double-digit assists, including four games with 15+ • Tallied 22 points, 10 rebounds and 14 assists on 6/9 @MIA • Scored a playoff-career-high 44 points (16-24 FG, 10-12 FT) with eight rebounds, 10 assists and three steals on 5/30 @MIA • In 2011 with Boston, appeared in nine games (all starts), averaging 14.0 points, 5.4 rebounds, 9.6 assists and 1.1 steals in 38.3 minutes • Tallied one triple-double • Notched three double-doubles • Scored in double figures six times, including three games of 20+ points and one 30-point game • Registered four games with double-digit assists, including one game with 20+ • In 2010 as a Celtic, appeared in 24 games (all starts), averaging 15.8 points, 5.6 rebounds, 9.3 assists and 1.9 steals in 40.6 minutes • Tallied two triple-doubles • Notched nine double-doubles • Scored in double figures 21 times, including five games of 20+ points • Registered 10 games with double-digit assists, including one game with 15+ • In 2009 with Boston, appeared in 14 games (14 starts), averaging 16.9 points, 9.7 rebounds, 9.8 assists and 2.5 steals in 41.2 minutes • Tallied three triple-doubles • Notched nine double-doubles • Scored in double figures 11 times, including five games of 20+ points • Registered seven games with double-digit assists, including three games with 15+ • In 2008 with Boston, appeared in 26 games (26 starts), averaging 10.2 points, 4.1 rebounds, 6.6 assists and 1.7 steals in 32.0 minutes • Tallied two double-doubles • Scored in double figures 15 times, including two games of 20+ points • Registered four games with double-digit assists, including one game with 15+ • Finished with 21 points, seven rebounds, eight assists and six steals on 6/17 vs. LAL to help Boston win the 2008 NBA Championship • In NBA playoff debut, recorded 15 points, six rebounds, nine assists and two steals on 4/20 vs. ATL.

COLLEGIATE CAREER: Appeared in 68 games (62 starts) over two seasons at Kentucky, averaging 9.6 points, 4.5 rebounds, 4.2 assists and 2.3 steals in 28.1 minutes • 2005-06 (Kentucky): Led the SEC in assists (4.9) and ranked second in steals (2.0) • Averaged 11.2 points and a team-high 6.1 rebounds • Scored in double figures in 17 games • Grabbed 10+ rebounds in five games • Tallied career-high 25 points (7-12 FG) and 7 assists on 12/17 vs. Louisville • Recorded a double-double with 15 points and 10 rebounds on 11/22 vs. West Virginia • Pulled down a career-high 19 rebounds on 11/21 vs. Iowa, the highest total ever by a Kentucky guard • Dished out a career-high 12 assists with no turnovers on 2/22 vs. Ole Miss • 2004-05 (Kentucky): Named to the SEC All-Freshman Team • Set Kentucky single-season record for steals with 87 • Had at least one steal in each game • Tied Kentucky's single-game record with eight steals in just 20 minutes on 2/19 vs. Mississippi State • Scored in double figures in his first three NCAA Tournament games • Handed out a season-high eight assists with no turnovers on 2/5 at Vanderbilt.

PERSONAL INFO: Full name is Rajon Pierre Rondo • Son of Amber Rondo • Attended Louisville's Eastern High School for three years before transferring to Virginia's Oak Hill Academy for his senior year • Favorite NBA player growing up was Isiah Thomas • Enjoys shopping in his spare time • Favorite actor is Will Smith • On Twitter @RajonRondo and Instagram @rajonrondo.



19-20
REVIEW

22 CAM REDDISH

SUMMARY

	Record	Home	Road	Overtime
OVERALL	20-47	14-20	6-27	2-4
Atlantic	3-13	3-6	0-7	1-1
Central	2-12	1-5	1-7	0-1
Southeast	6-7	4-2	2-5	1-1
Eastern	11-32	8-13	3-19	2-3
Southwest	3-5	2-2	1-3	
Northwest	3-5	1-3	2-2	0-1
Pacific	3-5	3-2	0-3	
Western	9-15	6-7	3-8	0-1

STREAKS

Overall: Lost one	Longest: Won 2, Lost 10
Last Win:	3/9/20 vs. Charlotte, 143-138, 2OT
Last Loss:	3/11/20 vs. New York, 136-131, OT

HOME STREAK

Overall: Lost one	Longest: Won 3, Lost 5
Last Win:	3/9/20 vs. Charlotte, 143-138, 2OT
Last Loss:	3/11/20 vs. New York, 136-131, OT

ROAD STREAK

Overall: Lost six	Longest: Won 1, Lost 7
Last Win:	2/5/20 at Minnesota, 127-120
Last Loss:	3/7/20 at Memphis, 118-101

STARTERS- FINAL REGULAR SEASON GAME

Pos.	No.	Name	Height
F	12	De'Andre Hunter	6-7
F	20	John Collins	6-9
C	14	Dewayne Dedmon	7-0
G	3	Kevin Huerter	6-7
G	11	Trae Young	6-1

HOME ATTENDANCE

Games:	34
Total:	545,453
Avg:	16,043 (11 sellouts)

AWAY ATTENDANCE

Games:	33
Total:	586,980
Avg:	17,787

MONTH	WON	LOST
October	2	3
November	2	13
December	3	11
January	6	9
February	6	7
March	1	4
April	0	0

OFFENSE

+100	20-39
-100	0-8

DEFENSE

+100	16-47
-100	4-0

vs. OPP

+.500	9-29
-.500	11-18

Margins	1	2	3	4	5	6	7	8	9	10	11	12	13	14	15	16	17	18	19	20	21	22	23	24+
Won By	1	0	0	3	4	0	2	2	0	1	0	1	1	0	1	0	1	0	1	0	0	0	1	1
Lost By	1	1	3	0	5	1	1	3	3	4	1	3	0	1	1	2	2	0	0	1	1	2	2	9

FINAL REGULAR SEASON INJURY REPORT: DeAndre' Bembry (abdominal pain), Clint Capela (right calcaneus contusion/plantar fasciitis) and Skal Labissiere (left knee chondral injury) are out.

FINAL ROSTER MOVES: 2/12 – Signed Brandon Goodwin to a multi-year contract … 2/6 – Acquired Dewayne Dedmon and two draft picks from Sacramento in exchange for Alex Len and Jabari Parker … 2/6 – Acquired Skal Labissiere and cash considerations from Portland in exchange for a conditional 2024 second-round pick … 2/6 – Requested waivers on Derrick Walton Jr. … 2/6 – Acquired Derrick Walton Jr. and cash considerations from the L.A. Clippers in exchange for a conditional 2022 second-round pick … 2/6 – Requested waivers on Nene …2/5 – Acquired Clint Capela and Nene from Houston in exchange for a 2024 second round pick; traded Evan Turner and a conditional future first round pick to Minnesota … 2/5 – Requested waivers on Chandler Parsons … 1/16 – Acquired Jeff Teague and Treveon Graham from Minnesota in exchange for Allen Crabbe … 1/14 – Released Paul Watson Jr. … 1/6 – Signed Paul Watson Jr. to a 10-day contract … 12/14 - Requested waivers on Tyrone Wallace … 10/28 – Transferred Charlie Brown Jr. and Brandon Goodwin to the College Park Skyhawks … 10/23 – Claimed Tyrone Wallace off waivers … 10/19 – Requested waivers on Kenny Gabriel and Mark Ogden Jr. … 10/19 – Signed Mark Ogden Jr. … 10/19 – Exercised fourth-year option on the contract of John Collins … Exercised the third-year options on the contracts of Kevin Huerter and Trae Young … 10/18 – Signed Kenny Gabriel … 10/18 – Requested waivers on Armoni Brooks, Marcus Derrickson, Tahjere McCall and Jordan Sibert … 10/8 – Signed Jordan Sibert … 10/8 – Requested waivers on Ray Spalding … 9/20 – Signed Tahjere McCall … 9/20 – Signed Vince Carter … 8/27 – Signed Armoni Brooks … 8/23 – Signed Marcus Derrickson … 8/6 – Signed Brandon Goodwin to a two-way contract … 7/31 – Signed Ray Spalding … 7/30 – Named Tori Miller Assistant General Manager of College Park Skyhawks … 7/11 – Signed Jabari Parker … 7/8 – Acquired Damian Jones and a 2026 second-round pick from Golden State in exchange for Omari Spellman … 7/7 – Signed 2019 NBA Draft Picks Bruno Fernando and De'Andre Hunter … 7/7 – Acquired Chandler Parsons from Memphis in exchange for Solomon Hill and Miles Plumlee … 7/7 – Acquired the draft rights to Bruno Fernando from Philadelphia in exchange for the draft rights to Jordan Bone and two second-round picks … 7/7 – Acquired the draft rights to De'Andre Hunter, Solomon Hill, a conditional 2023 second-round pick and the draft rights to Jordan Bone from New Orleans in exchange for the draft rights to Jaxson Hayes, Nickeil Alexander-Walker, Marcos Louzada Silva and a conditional 2020 first-round pick … 7/6 – Acquired Allen Crabbe, a conditional 2020 first-round pick and the draft rights to Nickeil Alexander-Walker from Brooklyn in exchange for Taurean Prince and a 2021 second-round pick … 7/1 – Signed 2019 NBA Draft Pick Cam Reddish; Signed Charlie Brown Jr. to a two-way contract … 6/24 – Acquired Evan Turner from Portland in exchange for Kent Bazemore … 6/22 – Selected Jaxson Hayes (eighth overall), Cam Reddish (10th overall) and Marcos Louzada Silva (35th overall) in the 2019 NBA Draft... FULL TRANSACTIONS CONTINUED ON PAGE 168.

STATISTICS

FINAL RECORD: 20-47 (Home Record: 14-20, Road Record: 6-27)

				FIELD GOALS			3-POINT FG			FREE THROWS			REBOUNDS										
PLAYER	G	GS	MIN	FG	FGA	PCT	FG	FGA	PCT	FT	FTA	PCT	OFF	DEF	TOT	AST	PF	DQ	STL	TO	BLK	PTS	AVG
Young	60	60	2120	546	1249	.437	205	568	.361	481	559	.860	32	223	255	560	104	0	65	289	8	1778	29.6
Collins	41	41	1363	353	605	.583	59	147	.401	120	150	.800	116	300	416	60	138	3	31	75	66	885	21.6
Parker	32	23	837	198	393	.504	31	115	.270	53	72	.736	54	137	191	58	93	2	42	60	15	480	15.0
Capela (TOT)	39	39	1279	244	388	.629	0	0	----	55	104	.529	168	369	537	48	102	0	33	63	72	543	13.9
Hunter	63	62	2018	280	683	.410	108	304	.355	110	144	.764	44	242	286	112	182	2	44	103	18	778	12.3
Huerter	56	48	1760	252	610	.413	127	334	.380	53	64	.828	35	193	228	213	139	1	51	87	27	684	12.2
Teague (TOT)	59	17	1464	213	489	.436	43	117	.368	172	197	.873	27	115	142	308	106	0	44	116	19	641	10.9
Teague (ATL)	25	4	519	68	165	.412	10	30	.333	47	53	.887	12	42	54	100	36	0	19	40	6	193	7.7
Reddish	58	34	1551	213	554	.384	83	250	.332	101	126	.802	35	181	216	87	132	0	62	96	28	610	10.5
Len	40	9	745	142	260	.546	14	56	.250	51	81	.630	69	161	230	42	93	1	20	39	33	349	8.7
Goodwin	34	1	430	76	190	.400	26	87	.299	28	30	.933	11	61	72	51	43	0	12	29	4	206	6.1
Dedmon (TOT)	44	18	774	102	255	.400	22	107	.206	30	36	.833	60	189	249	22	133	2	25	57	41	256	5.8
Dedmon (ATL)	10	8	233	33	84	.393	8	36	.222	7	8	.875	14	68	82	7	40	2	10	10	15	81	8.1
Bembry	43	4	915	104	228	.456	15	65	.231	26	48	.542	34	118	152	81	84	0	55	60	19	249	5.8
Labissiere (TOT)	33	1	567	81	147	.551	3	13	.231	25	33	.758	65	104	169	42	89	0	7	30	31	190	5.8
Jones	55	27	887	121	178	.680	2	9	.222	62	84	.738	74	132	206	35	149	3	26	28	40	306	5.6
Crabbe	28	1	522	52	143	.364	30	93	.323	9	12.	.750	10	55	65	28	36	0	15	12	4	143	5.1
Carter	60	0	876	107	304	.352	61	202	.302	23	29	.793	18	106	124	48	90	0	23	33	25	298	5.0
Graham (TOT)	55	20	929	87	242	.360	33	120	.275	36	56	.643	51	99	150	45	102	1	24	29	6	243	4.4
Graham (ATL)	22	0	266	25	67	.373	13	37	.351	9	19	.474	22	28	50	15	36	0	7	10	4	72	3.3
Fernando	56	13	713	103	199	.518	5	37	.135	29	51	.569	67	131	198	49	107	0	18	42	17	240	4.3
Turner	19	0	251	25	67	.373	0	5	.000	12	14	.857	8	30	38	38	20	0	9	26	8	62	3.3
Wallace	14	0	160	14	44	.318	1	15	.067	11	17	.647	3	19	22	13	19	0	7	10	1	40	2.9
Parsons	5	0	54	5	18	.278	4	14	.286	0	0	----	1	6	7	3	3	0	4	3	1	14	2.8
Watson	2	0	17	0	7	.000	0	3	.000	0	0	----	0	2	2	3	1	0	1	0	0	0	0.0
HAWKS	67		16280	2723	6067	.449	805	2416	.333	1237	1566	.790	661	2237	2898	1605	1548	14	523	1086	341	7488	111.8
OPPONENTS	67		16280	2903	6078	.478	797	2194	.363	1419	1839	.772	748	2402	3150	1674	1404	12	600	1006	428	8022	119.7

SINGLE-GAME HIGHS

PLAYER	MIN	REB	AST	ST	TO	BLK	PTS
Young	48	13	18	5	9	1	50
Collins	50	20	4	3	5	4	35
Parker	37	14	5	4	5	4	33
Capela (TOT)	45	23	5	4	5	6	30
Hunter	48	11	5	6	5	2	28
Huerter	48	15	10	4	6	2	26
Teague (TOT)	40	6	13	4	5	1	32
Teague (ATL)	36	4	11	4	5	1	18
Reddish	40	8	6	5	7	3	28
Len	29	14	3	2	4	4	23
Goodwin	28	8	6	2	4	1	21
Dedmon (TOT)	35	13	3	4	7	5	18
Dedmon (ATL)	33	13	2	4	4	5	14
Bembry	41	12	8	4	5	2	22
Labissiere (TOT)	28	12	4	1	3	5	22
Jones	31	12	3	2	5	4	20
Crabbe	25	7	4	3	2	1	20
Carter	26	9	4	3	4	3	17
Graham (TOT)	40	6	4	2	3	3	13
Graham (ATL)	25	5	2	2	1	2	12
Fernando	23	12	3	2	3	2	14
Turner	21	5	5	2	3	3	11
Wallace	19	4	4	2	3	1	12
Parsons	16	3	2	3	1	1	8
Brown	11	1	1	2	1	1	6
Watson	13	1	3	1	0	0	0
HAWKS	290	63	34	16	24	10	152
OPPONENTS	290	62	35	15	28	14	158

AVERAGE PER GAME

PLAYER	MIN	REB	AST	STL	TO	BLK	PTS
Young	35.3	4.3	9.3	1.08	4.0	0.13	29.6
Collins	33.2	10.1	1.5	0.76	1.8	1.61	21.6
Parker	26.2	6.0	1.8	1.31	1.9	0.47	15.0
Capela (TOT)	32.8	13.8	1.2	0.85	1.6	1.85	13.9
Hunter	32.0	4.5	1.8	0.70	1.6	0.29	12.3
Huerter	31.4	4.1	3.8	0.91	1.6	0.48	12.2
Teague (TOT)	24.8	2.4	5.2	0.75	2.0	0.32	10.9
Teague (ATL)	20.8	2.2	4.0	0.76	1.6	0.24	7.7
Reddish	26.7	3.7	1.5	1.07	1.7	0.48	10.5
Len	18.6	5.8	1.1	0.50	1.0	0.83	8.7
Goodwin	12.7	2.1	1.5	0.35	0.9	0.12	6.1
Dedmon (TOT)	17.6	5.7	0.5	0.57	1.3	0.93	5.8
Dedmon (ATL)	22.3	8.2	0.7	1.00	1.0	1.50	8.1
Bembry	21.3	3.5	1.9	1.28	1.4	0.44	5.8
Labissiere (TOT)	17.2	5.1	1.3	0.21	0.9	0.94	5.8
Jones	16.1	3.7	0.6	0.47	0.5	0.73	5.6
Crabbe	18.6	2.3	1.0	0.54	0.4	0.14	5.1
Carter	14.6	2.1	0.8	0.38	0.6	0.42	5.0
Graham (TOT)	16.9	2.7	0.8	0.44	0.5	0.11	4.4
Graham (ATL)	12.1	2.3	0.7	0.32	0.5	0.18	3.3
Fernando	12.7	3.5	0.9	0.32	0.8	0.30	4.3
Turner	13.2	2.0	2.0	0.47	1.4	0.42	3.3
Wallace	11.5	1.6	0.9	0.50	0.7	0.07	2.9
Parsons	10.8	1.4	0.6	0.80	0.6	0.20	2.8
Brown	4.0	0.4	0.2	0.20	0.3	0.20	2.0
Watson	8.7	1.0	1.5	0.50	0.0	0.00	0.0
HAWKS	243.0	43.3	24.0	7.81	16.2	5.09	111.8
OPPONENTS	243.0	47.0	25.0	8.96	15.0	6.39	119.7

CAREER HIGHS (C=SET, T=TIED THIS SEASON)

PLAYER	FG	FGA	FT	FTA	REB	AST	PTS
Young	17	33	18C	21C	13C	18C	50C
Collins	14T	26C	10	12	25	6	35T
Parker	16	26	13	14	15	9	36
Capela (TOT)	4	21	10	12	25	5T	31
Hunter	11C	19C	9C	10C	11C	5C	28C
Huerter	11	22C	6C	6C	15C	10C	29
Teague (TOT)	14	24	16	17	9	18	34
Teague (ATL)							
Reddish	11C	17C	8C	9C	8C	6C	28C
Len	13	23	11	14	19	7	33
Goodwin	7C	14C	4C	4T`	8C	6C	21C
Dedmon (TOT)	9	16	8	8	17	7	24
Dedmon (ATL)							
Bembry	9C	15	5	8	16	8C	22C
Labissiere (TOT)	12	17	9	11	15	8	32
Jones	8C	8T	7C	9C	12C	3T	20C
Crabbe	13	24	9	11	10	5	41
Carter	20	36	23	27	16	14	51
Graham (TOT)	7	17	5T	6T	7	5	21
Graham (ATL)							
Fernando	7C	9C	3C	4C	12C	3C	14C
Turner	13	29	11	13	15	13	34
Wallace	7	15	7	9	8	6	22
Parsons	13	29	11	13	15	13	34
Brown	2C	7C	2C	2C	1C	1C	6C
Watson	0T	6C	1	2	1T	3C	1
HAWKS	65	134	51	67	109	47	161
OPPONENTS	62	129	54	69	108	52	168

HIGH GAMES

C - Career High / T - Ties Career High

PLAYER	MINUTES	FIELD GOALS	FREE THROWS	OFFENSIVE	REBOUNDS DEFENSIVE	TOTAL	ASSISTS	STEALS	TURNOVERS	BLOCKED SHOTS	POINTS
DeAndre' Bembry	41T Nov. 29 at IND	9C Nov. 22 at DET	3 (2) Nov. 30 at HOU	6C Oct. 31 vs. MIA	11 Nov. 29 at IND	12 Nov. 29 at IND	8C Oct. 31 vs. MIA	4 (2) Jan. 12 at BRK	5 Nov. 5 vs. SAS	2 (4) Jan. 14 vs. PHO	22C Nov. 22 at DET
Charlie Brown	11C Jan. 12 at BRK	2C Jan. 12 at BRK	2C (2) Nov. 17 at LAL	1C (2) Nov. 16 at LAC	1C (2) Jan. 12 at BRK	1C (4) Jan. 12 at BRK	1C (2) Jan. 24 at OKC	2C Jan. 28 at TOR	1C (3) Feb. 1 at DAL	1C (2) Jan. 12 at BRK	6C Jan. 12 at BRK
Vince Carter	26 Dec. 10 at MIA	7 Dec. 8 at CHA	4 Jan. 30 vs. PHI	2 (2) Mar. 2 vs. MEM	7 Feb. 7 at BOS	9 Feb. 7 at BOS	4 (2) Feb. 7 at BOS	3 Jan. 12 at BRK	4 Nov. 22 at DET	3 Feb. 3 vs. BOS	17 Dec. 8 at CHA
John Collins	50C Feb. 9 vs. NYK	14T Dec. 28 at CHI	9 Feb. 7 at BOS	7 Jan. 22 vs. LAC	16T Jan. 30 vs. PHI	20 Jan. 30 vs. PHI	4 (3) Feb. 29 vs. POR	3 Jan. 22 vs. LAC	5T Mar. 2 vs. MEM	4T (3) Jan. 10 at WAS	35T Feb. 22 vs. DAL
Allen Crabbe	25 (2) Jan. 8 vs. HOU	7 Dec. 27 vs. MIL	4 Nov. 20 vs. MIL	2 Nov. 27 at MIL	6 Nov. 25 vs. MIN	7 Nov. 25 vs. MIN	4 Nov. 27 at MIL	3 Dec. 27 vs. MIL	2 (2) Dec. 28 at CHI	1 (4) Jan. 14 vs. PHO	20 Dec. 27 vs. MIL
Dewayne Dedmon (TOT)	35 Feb. 3 vs. MIN	8 Nov. 27 at PHI	5 Jan. 7 at PHO	5 Mar. 7 at MEM	11 Feb. 22 vs. DAL	13 Mar. 11 vs. NYK	3 (2) Feb. 3 vs. MIN	4T (2) Mar. 6 at WAS	7C Oct. 26 at UTA	5 (2) Feb. 9 vs. NYK	18 Nov. 27 at PHI
Bruno Fernando	23C Mar. 2 vs. MEM	7C Jan. 26 vs. WAS	3C Dec. 11 at CHI	6C Jan. 22 vs. LAC	10C Jan. 26 vs. WAS	12C Jan. 26 vs. WAS	3C (4) Mar. 2 vs. MEM	2C (3) Feb. 28 vs. BKN	3C Dec. 19 vs. UTA	2C (3) Jan. 22 vs. LAC	14C Jan. 26 vs. WAS
Brandon Goodwin	28C Feb. 7 at BOS	7C (2) Fbe. 7 at BOS	4C (3) Feb. 7 at BOS	2C Jan. 26 vs. WAS	7C (2) Feb. 5 at MIN	8C Feb. 5 at MIN	6C Dec. 30 at ORL	2C (3) Jan. 12 at BKN	4C (2) Feb. 7 at BOS	1C (4) Feb. 7 at BOS	21C (2) Feb. 7 at BOS
Treveon Graham (TOT)	40C Dec. 26 at SAC	6 Nov. 11 at DET	5T Nov. 10 vs. DEN	4T Dec. 26 at SAC	5 (3) Feb. 7 at BOS	6 (5) Dec. 18 vs. NOP	4 (2) Nov. 6 at MEM	2 (5) Feb. 1 at DAL	3T Nov. 8 vs. GSW	3C Feb. 7 at BOS	13 Nov. 11 at DET
Kevin Huerter	48C Feb. 9 vs. NYK	10 Jan. 4 vs. IND	6C Feb. 7 at BOS	3T (3) Feb. 24 at PHI	12C Jan. 14 vs. PHO	15C Jan. 14 vs. PHO	10C Mar. 6 at WAS	4C Feb. 22 vs. DAL	6C Dec. 30 at ORL	2C (4) Jan. 24 at OKC	26 Jan. 4 vs. IND
De'Andre Hunter	48C Feb. 9 vs. NYK	11C Dec. 10 at MIA	9C Feb. 24 at PHI	3C (2) Mar. 7 at MEM	11C Nov. 20 vs. MIL	11C (3) Mar. 9 vs. CHA	5C Dec. 8 at CHA	6C Nov. 14 at PHO	5C (2) Nov. 29 at IND	2C (2) Mar. 2 vs. MEM	28C Dec. 10 at MIA
Dmian Jones	31C Feb. 1 at DAL	8C Dec. 4 vs. BKN	7C Nov. 22 at DET	4C (4) Jan. 30 vs. PHI	11C Feb. 1 at DAL	12C Feb. 1 at DAL	3T Nov. 17 at LAL	2T (6) Feb. 10 at ORL	5C Nov. 14 at PHO	4T Nov. 16 at LAC	20C Dec. 4 vs. BKN
Skal Labissiere (TOT)	28 Nov. 21 at MIL	10 Nov. 21 at MIL	4 (2) Dec. 20 vs. ORL	6 (2) Nov. 18 at HOU	9 Nov. 21 at MIL	12 Nov. 21 at MIL	4 Nov. 13 vs. TOR	1 (7) Dec. 16 at PHO	3 Oct. 30 at OKC	5C Nov. 21 at MIL	22 Nov. 21 at MIL

HIGH GAMES, CONT.

C - Career High / T - Ties Career High

PLAYER	MINUTES	FIELD GOALS	FREE THROWS	OFFENSIVE	REBOUNDS DEFENSIVE	TOTAL	ASSISTS	STEALS	TURNOVERS	BLOCKED SHOTS	POINTS
Alex Len	29 Nov. 29 at IND	10 Dec. 21 at BKN	6 (2) Jan. 6 vs. DEN	5 (5) Jan. 8 vs. HOU	10 Jan. 10 at WAS	14 (2) Jan. 10 at WAS	3 (5) Dec. 19 vs. UTA	2 (4) Dec. 10 at MIA	4 Dec. 17 at NYK	4 Oct. 29 at MIA	23 Dec. 21 at BKN
Clint Capela (TOT)	45 Dec. 3 at SAS	12 Jan. 3 vs. PHI	6 Jan. 3 vs. PHI	11 Jan. 8 at ATL	18T Nov. 13 vs. LAC	23 Nov. 24 vs. DAL	5T Dec. 16 vs. SAS	4T Dec. 19 at LAC	5T (2) Dec. 5 at TOR	6T Nov. 6 vs. GSW	30 Jan. 3 vs. PHI
Jabari Parker	37 (2) Nov. 27 at MIL	13 (2) Nov. 27 at MIL	6 Nov. 14 at PHO	5 Nov. 27 at MIL	9 (2) Nov. 27 at MIL	14 Nov. 27 at MIL	5 (3) Dec. 19 vs. UTA	4T Nov. 17 at LAL	5 Nov. 27 at MIL	4C Nov. 10 at POR	33 Nov. 27 at MIL
Chandler Parsons	16 (2) Nov. 30 at HOU	3 Nov. 22 at DET	0	1 Nov. 22 at DET	2 (2) Dec. 11 at CHI	3 Nov. 22 at DET	2 Nov. 30 at HOU	3 Nov. 22 at DET	1 (3) Dec. 27 vs. MIL	1 Dec. 27 vs. MIL	8 Nov. 22 at DET
Cam Reddish	40C Mar. 9 vs. CHA	11C Mar. 6 at WAS	8C Feb. 22 vs. DAL	2C (7) Feb. 22 vs. DAL	7C (3) Jan. 22 vs. LAC	8C (3) Jan. 22 vs. LAC	6C (2) Dec. 28 at CHI	5C Jan. 12 at BKN	7C Mar. 6 at WAS	3C Nov. 16 at LAC	28C Mar. 6 at WAS
Jeff Teague (ATL)	36 Feb. 3 vs. BOS	7 Feb. 3 vs. BOS	7 Feb. 5 at MIN	2 Feb. 28 vs. BKN	4 Feb. 7 at BOS	4 (3) Feb. 24 at PHI	11 Feb. 10 at ORL	4 (2) Feb. 3 vs. BOS	5 Jan. 18 vs. DET	1 (6) Mar. 7 at MEM	18 Feb. 3 vs. BOS
Evan Turner	21 (2) Feb. 3 vs. BOS	4 (2) Nov. 16 at LAC	3 Nov. 16 at LAC	1 (8) Feb. 3 vs. BOS	4 (3) Nov. 27 at MIL	5 (2) Nov. 27 at MIL	5 (2) Dec. 2 vs. GSW	2 (2) Nov. 16 at LAC	3 (4) Dec. 11 at CHI	3 Nov. 27 at MIL	11 Nov. 16 at LAC
Tyrone Wallace	19 Oct. 31 vs. MIA	6 Oct. 31 vs. MIA	4 Oct. 29 at MIA	2 Oct. 29 at MIA	3 (4) Nov. 30 at HOU	4 Nov. 12 at DEN	4 Nov. 14 at PHO	2 Nov. 22 at DET	3 (2) Nov. 6 vs. CHI	1 Nov. 30 at HOU	12 Oct. 31 vs. MIA
Paul Watson	13C Jan. 12 at BKN	0T	0	0T	1T (2) Jan. 12 at BKN	1T (2) Jan. 12 at BKN	3C Jan. 12 at BKN	1C Jan. 12 at BKN	0T	0	0
Trae Young	48 Feb. 9 vs. NYK	16 (3) Dec. 17 at NYK	18C (3) Feb. 20 vs. MIA	4C Jan. 8 vs. HOU	10C Nov. 23 vs. TOR	13C Jan. 8 vs. HOU	18C Jan. 30 vs. PHI	5C Nov. 8 vs. SAC	9T (2) Feb. 3 vs. BOS	1T (8) Mar. 2 vs. MEM	50C Feb. 20 vs. MIA
HAWKS High Games	290 (2) Mar. 9 vs. CHA	54 Jan. 26 vs. WAS	32 Jan. 30 vs. PHI	23 Jan. 22 vs. LAC	47 Jan. 10 at WAS	63 Jan. 22 vs. LAC	34 Feb. 29 vs. POR	16 Jan. 12 at BKN	24 (3) Jan. 20 vs. TOR	10 (2) Jan. 14 vs. PHO	152 Jan. 26 vs. WAS
HAWKS Low Games	240 (61) Mar. 7 at MEM	30 Nov. 6 vs. CHI	8 (6) Mar. 6 at WAS	4 (5) Feb. 10 at ORL	21 Nov. 30 at HOU	29 Nov. 30 at HOU	14 Nov. 29 at IND	1 (2) Mar. 9 vs. CHA	9 Feb. 26 vs. ORL	1 Dec. 19 vs. UTA	81 Dec. 28 at CHI
OPPONENTS High Games	290 (2) Mar. 9 vs. CHA	54 Dec. 11 at CHI	38 Jan. 26 vs. WAS	19 Jan. 10 at WAS	55 Jan. 12 at BKN	62 Jan. 12 at BKN	35 Dec. 10 at MIA	15 Dec. 11 at CHI	29 Oct. 29 at MIA	14 Nov. 17 at LAL	158 Nov. 30 at HOU
OPPONENTS Low Games	240 (61) Mar. 7 at MEM	33 (3) Jan. 22 vs. LAC	9 Dec. 27 vs. MIL	6 (5) Mar. 11 vs. NYK	25 Nov. 12 at DEN	33 Feb. 5 at MIN	14 Feb. 29 vs. POR	4 Jan. 6 vs. DEN	3 Nov. 12 at DEN	0 Dec. 13 vs. IND	79 Dec. 2 vs. GSW

RESULTS				RECORDS				HIGH SCORERS	
Date	Opponent	W - L	Score	Home	Road	Total	Attendance	Atlanta	Opponent
	* home sellouts								
10-24	@ Detroit	W	117-100		1-0	1-0	20,332	Young/38	Rose/27
10-26	ORLANDO	W	103-99	1-0		2-0	17,078	Young/39	Fournier/23
10-28	PHILADELPHIA	L	103-105	1-1		2-1	14,094	Young/25	Embiid/36
10-29	@ Miami	L	97-112		1-1	2-2	19,600	Collins/30	Herro/29
10-31	MIAMI	L	97-106	1-2	1-1	2-3	16,539	Parker/23	Nunn/28
11-5	SAN ANTONIO	W	108-100	2-2		3-3	14,025	Young/29	DeRozan/22
11-6	CHICAGO	L	93-113	2-3		3-4	15,049	Parker/18	Satoransky/27
11-8	SACRAMENTO	L	109-121	2-4		3-5	16,447	Young/30	Hield/22
11-10	@ Portland	L	113-124 OT		1-2	3-6	20,041	Young/35	Lillard/30
11-12	@ Denver	W	125-121		2-2	4-6	18,327	Young/42	Barton/21
11-14	@ Phoenix	L	112-128		2-3	4-7	15,143	Parker/24	Oubre/30
11-16	@ LA Clippers	L	101-150		2-4	4-8	19,068	Young/20	George/37
11-17	@ LA Lakers	L	101-122		2-5	4-9	18,997	Young/31	James/33
11-20	MILWAUKEE	L	127-135	2-5		4-10	16,441	Hunter/27	Antetokounmpo/33
11-22	@ Detroit	L	103-128		2-6	4-11	15,399	Bembry/22	Griffin/24
11-23	TORONTO	L	116-119	2-6		4-12	16,931	Young/30	Siakam/34
11-25	MINNESOTA	L	113-125	2-7		4-13	16,218	Young/37	Towns/28
11-27	@ Milwaukee	L	102-111		2-7	4-14	17,525	Parker/33	Antetokounmpo/30
11-29	@ Indiana	L	104-105 OT		2-8	4-15	15,827	Young/49	Lamb/20
11-30	@ Houston	L	111-158		2-9	4-16	18,055	Young/37	Harden/60
12-2	GOLDEN STATE	W	104-79	3-7		5-16	14,278	Young/24	Paschall/24
12-4	BROOKLYN	L	118-130	3-8		5-17	15,694	Young/39	Temple/27
12-8	@ Charlotte	W	122-107		3-9	6-17	15,489	Young/30	Two w/20
12-10	@ Miami	L	121-35 OT		3-10	6-18	19,600	Hunter/28	Nunn/36
12-11	@ Chicago	L	102-136		3-11	6-19	15,084	Len/17	LaVine/35
12-13	INDIANA	L	100-110	3-9		6-20	15,121	Young/23	Brogdon/19
12-15	LA LAKERS	L	96-101	3-10		6-21	16,962	Young/30	James/32
12-17	@ New York	L	120-143		3-12	6-22	18,268	Young/42	Barrett/27
12-19	UTAH	L	106-111	3-11		6-23	16,739	Young/30	Mitchell/30
12-21	@ Brooklyn	L	112-122		3-13	6-24	16,496	Young/47	Dinwiddie/39
12-23	@ Cleveland	L	118-121		3-14	6-25	18,007	Young/30	Sexton/25
12-27	MILWAUKEE	L	86-112	3-12		6-26	17,358	Crabbe/20	Middleton/23
12-28	@ Chicago	L	81-116		3-15	6-27	21,496	Collins/34	Markkanen/25
12-30	@ Orlando	W	101-93		4-15	7-27	17,784	Goodwin/21	Vucevic/27
1-3	@ Boston	L	106-109		4-16	7-28	19,156	Young/28	Brown/24
1-4	INDIANA	W	116-111	4-12		8-28	16,420	Young/41	Sabonis/25
1-6	DENVER	L	115-123	4-13		8-29	15,286	Young/29	Jokic/47
1-8	HOUSTON	L	115-122	4-14		8-30	16,514	Young/42	Harden/41
1-10	@ Washington	L	101-111		4-17	8-31	16,360	Young/19	McRae/29

RESULTS				RECORDS				HIGH SCORERS	
Date	Opponent	W - L	Score	Home	Road	Total	Attendance	Atlanta	Opponent
1-12	@ Brooklyn	L	86-08		4-18	8-32	15,201	Reddish/20	Irving/21
1-14	PHOENIX	W	123-110	5-14		9-32	16,060	Young/36	Booker/39
1-17	@ San Antonio	W	121-120		5-18	10-32	18,354	Young/31	Aldridge/30
1-18	DETROIT	L	103-136	5-15		10-33	17,056	Collins/20	Rose/27
1-20	TORONTO	L	117-122	5-16		10-34	17,300	Young/42	Powell/27
1-22	LA CLIPPERS	W	102-95	6-16		11-34	14,338	Collins/33	Harrell/30
1-24	@ Oklahoma City	L	111-140		5-19	11-35	18,203	Collins/28	Gallinari/25
1-26	WASHINGTON	W	152-133	7-16		12-35	15,567	Young/45	Beal/40
1-28	@ Toronto	L	114-130		5-20	12-36	19,800	Collins/28	Two w/24
1-30	PHILADELPHIA	W	127-117	8-16		13-36	15,227	Young/39	Simmons/31
2-1	@ Dallas	L	100-123		5-21	13-37	20,328	Collins/26	Brunson/27
2-3	BOSTON	L	115-123	8-17		13-38	16,231	Young/34	Tatum/28
2-5	@ Minnesota	W	127-120		6-21	14-38	10,799	Young/38	Wiggins/25
2-7	@ Boston	L	107-112		6-22	14-39	19,156	Collins/30	Tatum/32
2-9	NEW YORK	W	140-135 2OT	9-17		15-39	16,309	Young/48	Randle/35
2-10	@ Orlando	L	126-135		6-23	15-40	17,076	Young/29	Gordon/26
2-12	@ Cleveland	L	105-127		6-24	15-41	16,200	Young/27	Thompson/27
2-20	MIAMI	W	129-124	10-17		16-41	17,356	Young/50	Adebayo/28
2-22	DALLAS	W	111-107	11-17		17-41	17,050	Collins/35	Hardaway/33
2-24	@ Philadelphia	L	112-129		6-25	17-42	20,836	Young/28	Embiid/49
2-26	ORLANDO	L	120-130	11-18		17-43	14,967	Young/37	Fournier/28
2-28	BROOKLYN	W	141-118	12-18		18-43	17,034	Collins/33	Dinwiddie/24
2-29	PORTLAND	W	129-117	13-18		19-43	17,765	Young/25	McCollum/35
3-2	MEMPHIS	L	88-127	13-19		19-44	16,207	Young/19	Dieng/17
3-6	@ Washington	L	112-118		6-26	19-45	17,856	Reddish/28	Beal/35
3-7	@ Memphis	L	101-118		6-27	19-46	17,117	Collins/17	Valanciunas/27
3-9	CHARLOTTE	W	143-138 2OT	14-19		20-46	14,399	Young/31	Rozier/40
3-11	NEW YORK	L	131-136 OT	14-20		20-47	15,393	Young/42	Randle/33

ATLANTA'S TOTALS ARE LISTED FIRST UNDER QUARTER SEQUENCE

Game	Date	Opponent	1st	2nd	3rd	4th	OT	2 OT	3 OT/4 OT	Final	W-L
1	10-24-19	@ Detroit	38-32	22-31	31-18	26-19				117-100	1-0
2	10-26-19	ORLANDO	23-26	29-24	25-25	26-24				103-99	2-0
3	10-28-99	PHILADELPHIA	40-31	25-32	18-19	20-23				103-105	2-1
4	10-29-19	@ Miami	26-29	23-30	21-29	27-24				97-112	2-2
5	10-31-19	MIAMI	26-30	20-22	29-33	22-21				97-106	2-3
6	11-05-19	SAN ANTONIO	22-21	22-24	26-33	38-22				108-100	3-3
7	11-06-19	CHICAGO	19-33	22-23	24-35	28-22				93-113	3-4
8	11-08-19	SACRAMENTO	24-31	23-32	36-28	26-30				109-121	3-5
9	11-10-19	@ Portland	21-20	23-26	31-29	32-32	6-17			113-124	3-6
10	11-12-19	@ Denver	25-34	38-20	35-35	27-32				125-121	4-6
11	11-14-19	@ Phoenix	33-31	28-36	29-37	22-24				112-128	4-7
12	11-16-19	@ LA Clippers	30-43	32-31	20-38	19-38				101-150	4-8
13	11-17-19	@ LA Lakers	24-36	17-33	36-27	24-26				101-122	4-9
14	11-20-19	MILWAUKEE	26-34	35-24	22-38	44-39				127-135	4-10
15	11-22-19	@ Detroit	23-33	34-43	27-31	19-21				103-128	4-11
16	11-23-19	TORONTO	27-26	34-26	29-35	26-32				116-119	4-12
17	11-25-19	MINNESOTA	30-38	34-16	26-39	23-32				113-125	4-13
18	11-27-19	@ Milwaukee	17-33	42-27	23-21	20-30				102-111	4-14
19	11-29-19	@ Indiana	23-22	31-21	11-29	29-22	10-11			104-105	4-15
20	11-30-19	@ Houston	21-38	31-43	21-46	38-31				111-158	4-16
21	12-02-19	GOLDEN STATE	20-23	29-17	27-13	28-26				104-79	5-16
22	12-04-19	BROOKLYN	26-22	21-34	35-35	36-39				118-130	5-17
23	12-08-19	@ Charlotte	24-27	27-26	37-30	34-24				122-107	6-17
24	12-10-19	@ Miami	30-36	34-30	32-27	21-24	4-18			121-135	6-18
25	12-11-19	@ Chicago	33-37	19-29	35-40	15-30				102-136	6-19
26	12-13-19	INDIANA	22-29	26-34	35-23	17-24				100-110	6-20
27	12-15-19	LA LAKERS	25-24	23-31	30-27	18-19				96-101	6-21
28	12-17-19	@ New York	27-41	26-36	31-32	36-34				120-143	6-22
29	12-19-19	UTAH	30-28	26-24	28-31	22-28				106-111	6-23
30	12-21-19	@ Brooklyn	34-34	39-26	25-25	14-37				112-122	6-24
31	12-23-19	@ Cleveland	32-42	32-29	30-23	24-27				118-121	6-25
32	12-27-19	MILWAUKEE	19-32	21-31	23-21	23-28				86-112	6-26
33	12-28-19	@ Chicago	19-35	24-29	22-19	16-33				81-116	6-27
34	12-30-19	@ Orlando	25-21	22-36	27-15	27-21				101-93	7-27
35	01-03-20	@ Boston	32-19	23-34	25-29	26-27				106-109	7-28
36	01-04-20	INDIANA	43-26	21-34	32-35	20-16				116-111	8-28
37	01-06-20	DENVER	31-29	25-35	30-27	29-32				115-123	8-29
38	01-08-20	HOUSTON	29-45	33-32	23-22	30-23				115-122	8-30
39	01-10-20	@ Washington	21-30	30-26	28-25	22-30				101-111	8-31

GAME BY GAME / QUARTER BY QUARTER RESULTS

ATLANTA'S TOTALS ARE LISTED FIRST UNDER QUARTER SEQUENCE

Game	Date	Opponent	1st	2nd	3rd	4th	OT	2 OT	3 OT/4 OT	Final	W-L
40	01-12-20	@ Brooklyn	16-37	30-33	20-22	20-16				86-108	8-32
41	01-14-20	PHOENIX	28-25	28-26	28-32	39-27				123-110	9-32
42	01-17-20	@ San Antonio	29-27	38-31	21-41	33-21				121-120	10-32
43	01-18-20	DETROIT	29-36	26-35	21-32	27-33				103-136	10-33
44	01-20-20	TORONTO	25-36	35-21	22-26	35-39				117-122	10-34
45	01-22-20	LA CLIPPERS	16-32	25-28	28-15	33-20				102-95	11-34
46	01-24-20	@ Oklahoma City	30-33	28-33	32-38	21-36				111-140	11-35
47	01-26-20	WASHINGTON	31-33	47-39	41-30	33-31				152-133	12-35
48	01-28-20	@ Toronto	23-33	33-35	27-29	31-33				114-130	12-36
49	01-30-20	PHILADELPHIA	39-31	35-36	25-25	28-25				127-117	13-36
50	02-01-20	@ Dallas	26-36	23-26	23-35	28-26				100-123	13-37
51	02-03-20	BOSTON	34-28	28-32	22-35	31-28				115-123	13-38
52	02-05-20	@ Minnesota	36-24	28-32	32-21	31-43				127-120	14-38
53	02-07-20	@ Boston	26-28	29-26	18-33	34-25				107-112	14-39
54	02-09-20	NEW YORK	20-31	41-32	33-20	22-33	10-10	14-9		140-135	15-39
55	02-10-20	@ Orlando	28-22	33-34	35-37	30-42				126-135	15-40
56	02-12-20	@ Cleveland	19-33	29-32	32-33	25-29				105-127	15-41
57	02-20-20	MIAMI	32-36	31-28	27-33	39-27				129-124	16-41
58	02-22-20	DALLAS	21-35	37-31	19-20	34-21				111-107	17-41
59	02-24-20	@ Philadelphia	24-41	28-28	40-22	20-38				112-129	17-42
60	02-26-20	ORLANDO	27-23	37-41	31-39	25-27				120-130	17-43
61	02-28-20	BROOKLYN	29-36	39-26	40-36	33-20				141-118	18-43
62	02-29-20	PORTLAND	23-28	40-28	44-34	22-27				129-117	19-43
63	03-02-20	MEMPHIS	23-24	26-28	19-32	20-43				88-127	19-44
64	03-06-20	@ Washington	34-33	23-31	18-29	37-25				112-118	19-45
65	03-07-20	@ Memphis	18-38	27-28	33-27	23-25				101-118	19-46
66	03-09-20	CHARLOTTE	32-32	34-31	32-31	24-28	9-9	12-7		143-138	20-46
67	03-11-20	NEW YORK	24-33	26-34	28-29	40-22	13-18			131-136	20-47

19-20 REVIEW

2019-20 ATLANTA HAWKS TEAM STATISTICS

OPPONENT	FGs	Pct.	3FGs	Pct.	FTs	Pct.	Off-Def-REB	A	PF	ST	TO	B	Pts
@Detroit	44-86	.512	11-31	.355	18-21	.857	8-34-42	27	15	9	13	2	117
ORLANDO	43-84	.512	9-30	.300	8-15	.533	9-43-52	22	26	5	18	9	103
PHILADELPHIA	36-84	.429	9-27	.333	22-32	.688	8-37-45	23	25	12	21	3	103
@Miami	35-83	.422	11-39	.282	16-24	.667	9-24-33	28	29	14	20	7	97
MIAMI	36-88	.409	7-34	.206	18-26	.692	16-34-50	20	15	5	16	5	97
SAN ANTONIO	43-90	.478	11-30	.367	11-16	.688	9-39-48	22	20	9	18	5	108
CHICAGO	30-74	.405	6-30	.200	27-35	.771	6-35-41	18	26	7	24	3	93
SACRAMENTO	46-87	.529	9-28	.321	8-14	.571	11-23-34	23	19	8	12	6	109
@Portland	42-104	.404	11-41	.268	18-25	.720	11-37-48	21	26	11	16	8	113
@Denver	44-83	.530	15-34	.441	22-34	.647	10-35-45	30	21	1	14	5	125
@Phoenix	40-91	.440	8-31	.258	24-30	.800	15-34-49	25	31	15	22	5	112
@LA Clippers	34-90	.378	6-24	.250	27-37	.730	14-24-38	19	27	11	19	10	101
@LA Lakers	37-86	.430	8-28	.286	19-25	.760	9-27-36	16	19	11	17	2	101
MILWAUKEE	44-96	.458	14-31	.452	25-31	.806	9-34-43	27	26	8	13	2	127
@Detroit	38-88	.432	10-37	.270	17-17	1.000	10-24-34	26	18	12	19	2	103
TORONTO	47-90	.522	14-34	.412	8-11	.727	8-30-38	32	27	9	15	7	116
MINNESOTA	41-94	.436	10-32	.312	21-26	.808	9-33-42	26	25	6	17	4	113
@Milwaukee	38-94	.404	11-34	.324	15-22	.682	14-35-49	22	25	4	17	5	102
@Indiana	39-91	.429	9-32	.281	17-18	.944	11-38-49	14	27	10	24	3	104
@Houston	38-89	.427	15-46	.326	20-25	.800	8-21-29	26	23	5	13	2	111
GOLDEN STATE	41-89	.461	8-29	.276	14-15	.933	11-27-38	21	12	13	14	4	104
BROOKLYN	48-90	.533	9-26	.346	13-21	.619	9-26-35	24	19	8	16	9	118
@Charlotte	44-91	.484	18-45	.400	16-17	.941	11-37-48	28	24	8	13	8	122
@Miami	45-95	.474	20-54	.370	11-18	.611	4-33-37	30	23	4	11	6	121
@Chicago	35-83	.422	13-38	.342	19-26	.731	10-31-41	26	20	7	23	5	102
INDIANA	33-78	.423	5-24	.208	13-20	.650	12-30-42	22	16	5	10	4	84
LA LAKERS	31-86	.360	12-42	.286	22-25	.880	8-34-42	18	27	8	19	5	96
@New York	45-99	.455	15-43	.349	15-20	.750	9-27-36	20	21	7	10	3	120
UTAH	39-90	.433	11-29	.379	17-19	.895	6-34-40	24	27	8	16	1	106
@Brooklyn	39-105	.371	11-48	.229	23-27	.852	14-38-52	17	22	7	10	5	112
@Cleveland	45-95	.474	15-42	.357	13-17	.765	5-32-37	23	20	11	16	7	118
MILWAUKEE	33-91	.363	12-41	.293	8-14	.571	8-38-46	20	18	10	18	8	86
@Chicago	32-86	.372	9-34	.265	8-11	.727	9-30-39	24	16	8	19	5	81
@Orlando	39-81	.481	9-29	.310	14-17	.824	11-41-52	21	20	8	20	4	101
@Boston	39-93	.419	16-45	.356	12-15	.800	6-36-42	26	24	6	14	5	106
INDIANA	42-82	.512	10-32	.312	22-24	.917	4-36-40	22	28	8	13	4	116
DENVER	35-77	.455	18-39	.462	27-32	.844	4-30-34	24	22	3	10	5	115
HOUSTON	39-106	.368	13-44	.295	24-27	.889	16-38-54	20	29	6	11	8	115
@Washington	41-89	.461	7-29	.241	12-24	.500	9-47-56	19	26	5	18	9	101

OPPONENT	FGs	Pct.	3FGs	Pct.	FTs	Pct.	Off-Def-REB	A	PF	ST	TO	B	Pts
@Brooklyn	32-97	.333	12-48	.250	10-11	.909	4-29-33	23	23	16	12	4	86
PHOENIX	46-93	.495	14-31	.452	17-20	.850	12-34-46	25	25	3	15	10	123
@San Antonio	41-82	.500	19-40	.475	20-27	.741	8-35-43	21	18	10	19	6	121
DETROIT	40-93	.430	10-34	.294	13-15	.867	10-22-32	18	20	9	19	6	103
TORONTO	41-83	.494	12-33	.364	23-33	.697	9-41-50	26	34	9	23	8	117
LA CLIPPERS	36-102	.353	11-35	.314	19-23	.826	23-40-63	21	31	8	15	3	102
@Oklahoma City	42-92	.457	11-36	.306	16-20	.800	10-27-37	24	27	6	11	7	111
WASHINGTON	54-93	.581	15-35	.429	29-34	.853	12-36-48	30	35	7	14	3	152
@Toronto	41-92	.446	12-47	.255	20-25	.800	10-34-44	28	23	10	18	2	114
PHILADELPHIA	42-87	.483	11-35	.314	32-37	.865	10-38-48	29	29	5	16	4	127
@Dallas	37-91	.407	10-33	.303	16-21	.762	10-40-50	19	15	6	11	4	100
BOSTON	42-84	.500	12-30	.400	19-21	.905	6-26-32	22	19	9	17	6	115
@Minnesota	43-82	.524	13-32	.406	28-30	.933	7-37-44	23	22	7	19	4	127
@Boston	35-86	.407	13-39	.333	24-26	.923	12-34-46	21	21	7	14	8	107
NEW YORK	49-108	.454	14-40	.350	28-31	.903	11-39-50	29	24	9	14	8	140
@Orlando	47-88	.534	16-37	.432	16-17	.941	4-27-31	33	18	5	12	5	126
@Cleveland	36-84	.429	13-34	.382	20-25	.800	9-29-38	24	26	11	17	5	105
MIAMI	41-85	.482	16-35	.457	31-35	.886	6-35-41	22	27	8	16	6	129
DALLAS	43-98	.439	8-37	.216	17-26	.654	13-40-53	27	21	9	10	4	111
@Philadelphia	40-97	.412	8-38	.211	24-27	.889	14-30-44	19	26	5	13	2	112
ORLANDO	42-94	.447	13-36	.361	23-25	.920	9-33-42	30	22	5	9	5	120
BROOKLYN	50-97	.515	19-39	.487	22-30	.733	15-37-52	32	15	8	8	4	141
PORTLAND	46-84	.548	18-42	.429	19-22	.864	5-31-36	34	18	7	18	5	129
MEMPHIS	32-99	.323	9-35	.257	15-16	.938	16-27-43	20	21	6	17	8	88
@Washington	46-86	.535	12-32	.375	8-12	.667	6-30-36	25	25	9	17	4	112
@Memphis	32-95	.337	13-49	.265	24-28	.857	14-32-46	23	24	9	14	2	101
CHARLOTTE	53-96	.552	21-43	.488	16-27	.593	12-41-53	33	26	1	15	5	143
NEW YORK	48-106	.453	14-41	.341	21-26	.808	15-38-53	26	25	6	17	3	131

2019-20 OPPONENTS' TEAM STATISTICS

OPPONENT	FGs	Pct.	3FGs	Pct.	FTs	Pct.	Off-Def-REB	A	PF	ST	TO	B	Pts
@Detroit	35-85	.412	10-37	.270	20-22	.909	9-30-39	20	20	6	13	5	100
ORLANDO	35-99	.354	5-31	.161	24-26	.923	17-29-46	15	15	8	10	7	99
PHILADELPHIA	37-88	.420	11-41	.268	20-25	.800	12-37-49	22	29	12	21	11	105
@Miami	33-73	.452	13-31	.419	33-45	.733	13-36-49	19	22	11	26	6	112
MIAMI	40-84	.476	14-37	.378	12-19	.632	9-32-41	29	18	12	13	9	106
SAN ANTONIO	38-91	.418	8-33	.242	16-23	.696	11-30-41	18	17	9	15	8	100
CHICAGO	41-82	.500	13-33	.394	18-27	.667	7-36-43	26	30	11	17	9	113
SACRAMENTO	42-76	.553	18-31	.581	19-22	.864	9-27-36	27	19	7	14	7	121
@Portland	45-104	.433	12-36	.333	22-28	.786	16-45-61	19	22	10	17	9	124
@Denver	46-104	.442	11-41	.268	18-22	.818	15-25-40	31	24	7	3	5	121
@Phoenix	41-85	.482	15-39	.385	31-38	.816	7-32-39	32	24	6	20	2	128
@LA Clippers	50-93	.538	17-33	.515	33-35	.943	12-41-53	30	28	10	19	12	150
@LA Lakers	47-89	.528	15-35	.429	13-16	.812	11-32-43	26	19	9	16	14	122
MILWAUKEE	46-87	.529	17-43	.395	26-34	.765	8-38-46	25	25	6	19	8	135
@Detroit	49-82	.598	17-34	.500	13-20	.650	12-30-42	30	17	13	18	10	128
TORONTO	40-88	.455	13-37	.351	26-30	.867	12-30-42	22	16	5	15	5	119
MINNESOTA	41-90	.456	15-35	.429	28-36	.778	14-33-47	27	25	10	13	6	125
@Milwaukee	42-88	.477	10-34	.294	17-27	.630	10-37-47	25	23	6	14	11	111
@Indiana	39-93	.419	6-26	.231	21-28	.750	10-33-43	19	20	12	15	7	105
@Houston	52-89	.584	25-51	.490	29-34	.853	13-39-52	30	23	9	15	2	158
GOLDEN STATE	33-83	.398	3-17	.176	10-12	.833	18-28-46	17	20	11	23	8	79
BROOKLYN	50-100	.500	14-31	.452	16-18	.889	18-35-53	26	20	8	16	6	130
@Charlotte	36-90	.400	11-31	.355	24-29	.828	13-31-44	22	17	8	11	3	107
@Miami	53-104	.510	14-41	.341	15-22	.682	9-44-53	35	17	5	11	3	135
@Chicago	54-94	.574	11-24	.458	17-19	.895	7-35-42	32	25	15	13	7	136
INDIANA	38-73	.521	6-18	.333	8-11	.727	4-32-36	24	19	4	12	0	90
LA LAKERS	36-84	.429	5-31	.161	24-33	.727	13-43-56	21	24	14	22	9	101
@New York	53-95	.558	13-28	.464	24-31	.774	13-42-55	30	21	7	11	6	143
UTAH	39-83	.470	6-24	.250	27-38	.711	13-40-53	18	17	8	18	6	111
@Brooklyn	46-100	.460	11-30	.367	19-28	.679	12-49-61	23	18	8	15	4	122
@Cleveland	50-96	.521	11-29	.379	10-12	.833	7-36-43	19	16	8	23	6	121
MILWAUKEE	46-91	.505	11-28	.393	9-13	.692	6-50-56	29	13	9	18	8	112
@Chicago	43-87	.494	15-31	.484	15-19	.789	13-38-51	22	15	13	17	5	116
@Orlando	37-89	.416	5-25	.200	14-24	.583	11-29-40	22	17	9	9	6	93
@Boston	41-93	.441	6-25	.240	21-29	.724	12-42-54	23	16	9	12	7	109
INDIANA	36-87	.414	10-27	.370	29-35	.829	13-26-39	24	24	8	11	4	111
DENVER	47-92	.511	9-27	.333	20-27	.741	7-34-41	27	23	4	4	6	123
HOUSTON	39-92	.424	13-45	.289	31-41	.756	16-43-59	22	21	7	13	7	122
@Washington	42-112	.375	10-29	.345	17-28	.607	19-38-57	26	22	11	9	1	111

OPPONENT	FGs	Pct.	3FGs	Pct.	FTs	Pct.	Off-Def-REB	A	PF	ST	TO	B	Pts
@Brooklyn	41-77	.532	10-26	.385	16-29	.552	7-55-62	25	20	8	24	2	108
PHOENIX	40-87	.460	4-20	.200	26-32	.812	10-30-40	20	19	9	11	6	110
@San Antonio	45-98	.459	8-29	.276	22-23	.957	14-34-48	28	27	12	15	6	120
DETROIT	51-86	.593	15-32	.469	19-25	.760	11-30-41	31	18	12	17	8	136
TORONTO	38-92	.413	13-42	.310	33-43	.767	12-33-45	25	25	13	14	3	122
LA CLIPPERS	33-78	.423	4-21	.190	25-39	.641	8-37-45	19	20	5	14	8	95
@Oklahoma City	50-86	.581	14-25	.560	26-34	.765	6-39-45	28	20	6	14	5	140
WASHINGTON	42-88	.477	11-33	.333	38-42	.905	8-26-34	20	26	5	11	7	133
@Toronto	48-97	.495	13-43	.302	21-27	.778	10-42-52	26	26	10	12	6	130
PHILADELPHIA	38-82	.463	9-31	.290	32-45	.711	8-34-42	22	21	11	12	2	117
@Dallas	44-94	.468	20-39	.513	15-16	.938	10-43-53	26	14	6	9	8	123
BOSTON	48-90	.533	12-29	.414	15-17	.882	11-33-44	21	22	10	15	5	123
@Minnesota	45-91	.495	9-35	.257	21-28	.750	6-27-33	18	21	13	16	7	120
@Boston	37-86	.430	16-37	.432	22-27	.815	11-36-47	23	18	5	13	8	112
NEW YORK	52-110	.473	13-34	.382	18-25	.720	15-41-56	30	29	12	17	6	135
@Orlando	50-95	.526	18-38	.474	17-22	.773	14-31-45	33	14	9	10	5	135
@Cleveland	48-94	.511	10-28	.357	21-25	.840	17-38-55	25	22	8	17	6	127
MIAMI	40-98	.408	11-37	.297	33-38	.868	15-36-51	28	31	9	15	7	124
DALLAS	40-89	.449	14-44	.318	13-19	.684	10-38-48	23	22	5	16	10	107
@Philadelphia	45-88	.511	12-30	.400	27-30	.900	9-39-48	27	22	9	11	5	129
ORLANDO	49-100	.490	14-32	.438	18-25	.720	13-39-52	30	21	7	8	9	130
BROOKLYN	42-92	.457	18-46	.391	16-21	.762	7-31-38	30	19	5	11	8	118
PORTLAND	47-94	.500	8-28	.286	15-21	.714	13-29-42	14	26	9	17	4	117
MEMPHIS	46-92	.500	14-32	.438	21-31	.677	14-46-60	30	16	12	14	8	127
@Washington	36-76	.474	15-31	.484	31-35	.886	9-29-38	24	19	9	16	4	118
@Memphis	43-87	.494	12-33	.364	20-33	.606	15-43-58	27	18	9	16	6	118
CHARLOTTE	49-104	.471	19-48	.396	21-23	.913	8-27-35	31	22	9	3	6	138
NEW YORK	50-94	.532	11-28	.393	25-34	.735	6-41-47	32	23	14	12	9	136

MISCELLANEOUS NUMBERS

HAWKS SEASON SUPERLATIVES

ATL FGM HIGH	ATL FGM LOW	ATL FGA HIGH	ATL FGA LOW
54 v/WAS, 1-26	30 v/CHI, 11-6	108 v/NYK, 2-9	74 v/CHI, 11-6
53 v/CHA, 3-9	31 v/LAL, 12-15	106, two times	77 v/DEN, 1-6
50 v/BKN, 2-28	32 four times	105 @BKN, 12-21	81 @ORL, 12-30
ATL FG% HIGH	**ATL FG% LOW**	**ATL FT% HIGH**	**ATL FT% LOW**
.581 (54-93) v/WAS, 1-26	.323 (32-99) v/MEM, 3-2	1.000 (17-17) @DET, 11-22	.500 (12-24) @WAS, 1-10
.552 (53-96) v/CHA, 3-9	.330 (32-97) @BKN, 1-12	.944 (17-18) @IND, 11-29	.533 (8-15) v/ORL, 10-26
.548 (46-84) v/POR, 2-29	.337 (32-95) @MEM, 3-7	.941 (16-17) two times	.571 (8-14) two times
ATL FTM HIGH	**ATL FTM LOW**	**ATL FTA HIGH**	**ATL FTA LOW**
32 v/PHI, 1-30	8 six times	37 two times	11 three times
31 v/MIA, 2-20	10 @BKN, 1-12	35 two times	12 @WAS, 3-6
29 v/WAS, 1-26	11 two times	34 two times	14 two times
ATL HIGH REBS	**ATL LOW REBS**	**ATL HIGH ASSTS**	**ATL LOW ASSTS**
63 v/LAC, 1-22	29 @HOU, 11-30	34 v/POR, 2-29	14 @IND, 11-29
56 @WAS, 1-10	31 @ORL, 2-10	33 two times	16 @LAL, 11-17
54 v/HOU, 1-8	32 two times	32 two times	17 @BKN, 12-21
ATL HIGH STLS	**ATL LOW STLS**	**ATL HIGH TOs**	**ATL LOW TOs**
16 @BKN, 1-12	1 two times	24 three times	9 v/ORL, 2-26
15 @PHO, 11-14	3 two times	23 @CHI, 12-11	10 four times
14 @MIA, 10-29	4 two times	22 @PHO, 11-14	11 four times
ATL HIGH PTS	**ATL LOW PTS**	**ATL HIGH 3FGM**	**ATL LOW 3FGM**
152 v/WAS, 1-26	81 @CHI, 12-28	21 v/CHA, 3-9	6 three times
143 v/CHA, 3-9	86 two times	20 @MIA, 12-10	7 two times
141 v/BKN, 2-28	88 v/MEM, 3-2	19 two times	8 five times

OPPONENTS SEASON SUPERLATIVES

OPP FGM HIGH	OPP FGM LOW	OPP FGA HIGH	OPP FGA LOW
54 @CHI, 12-11	33 three times	112 @WAS, 1-10	73 @MIA, 10-29
53 two times	35 two times	110 v/NYK, 2-9	76 two times
52 two times	36 four times	104 three times	77 @BKN, 1-12
OPP FG% HIGH	**OPP FG% LOW**	**OPP FT% HIGH**	**OPP FT% LOW**
.598 (49-82) @DET, 11-22	.354 (35-99) v/ORL, 10-26	.957 (22-23) @SAS, 1-17	.552 (16-29) @BKN, 1-12
.593 (51-86) v/DET, 1-18	.375 (42-112) @WAS, 1-10	.943 (33-35) @LAC, 11-16	.583 (14-24) @ORL, 12-30
.584 (52-89) @HOU, 11-30	.398 (33-83) v/GSW, 12-2	.938 (15-16) @DAL, 2-1	.606 (20-33) @MEM, 3-7
OPP FTM HIGH	**OPP FTM LOW**	**OPP FTA HIGH**	**OPP FTA LOW**
38 v/WAS, 1-26	9 v/MIL, 12-27	45 two times	12 two times
33 four times	10 two times	43 v/TOR, 1-20	13 v/MIL, 12-27
32 v/PHI, 1-30	11 v/IND, 12-13	42 v/WAS, 1-26	15 v/IND, 12-13
OPP HIGH REBS	**OPP LOW REBS**	**OPP HIGH ASSTS**	**OPP LOW ASSTS**
62 @BKN, 1-12	33 @MIN, 2-5	35 @MIA, 12-10	14 v/POR, 2-29
61 two times	34 v/WAS, 1-26	33 @ORL, 2-10	15 v/ORL, 10-26
60 v/MEM, 3-2	35 v/CHA, 3-9	32 three times	17 v/GSW, 12-2
OPP HIGH STLS	**OPP LOW STLS**	**OPP HIGH TOs**	**OPP LOW TOs**
15 @CHI, 12-11	4 v/DEN, 1-6	28 @MIA, 10-29	3 @DEN, 11-12
14 two times	5 seven times	26 @BKN, 1-12	4 v/DEN, 1-6
13 four times	6 six times	25 v/GSW, 12-2	5 v/CHA, 3-9
OPP HIGH PTS	**OPP LOW PTS**	**OPP HIGH 3FGM**	**OPP LOW 3FGM**
158 @HOU, 11-30	79 v/GSW, 12-2	25 @HOU, 11-30	3 v/GSW, 12-2
150 @LAC, 11-16	93 @ORL, 12-30	20 @DAL, 2-1	4 two times
143 @NYK, 12-17	95 v/LAC, 1-22	19 v/CHA, 3-9	5 three times

MISCELLANEOUS NUMBERS, CONT

2019-20 SCORING BY QUARTERS

	1	2	3	4	OT	TOT
ATL	1782	1950	1866	1812	78	7488
	(26.6)	(29.1)	(27.9)	(27.0)	(13.0)	(111.8)
OPP	2085	2002	1960	1876	99	8022
	(31.1)	(29.9)	(29.3)	(28.0)	(16.5)	(119.7)

ATTENDANCE

HOME	GP	AVERAGE
2019-20	34	16,043
Last Year	41	15,377
ROAD	GP	AVERAGE
2019-20	33	17,787
Last Year	41	17,786

2019-20 SINGLE QUARTER HIGHS

	1	2	3	4
ATL	43	47	44	44
	1-4	1-26	2-29	11-20
OPP	45	43	46	43
	1-8	2x	11-30	2x

2018-19 SINGLE QUARTER LOWS

	1	2	3	4
ATL	16	17	11	14
	2x	11-17	11-29	12-21
OPP	19	16	13	16
	1-3	11-25	12-2	2x

BEST PERFORMANCES

50	Young vs. Miami (2-20)	Points	60	Harden at Houston (11-30)
16	Young (three times)	FGM	17	Embiid at Philadelphia (2-24)
30	Young (five times)	FGA	34	Harden vs. Houston (1-8)
.923	(12-13), Collins vs. Charlotte (3-9)	FG%	.909	(10-11), Irving vs. Brooklyn (1-12)
8	Young (three times)	3FGM	10	Robinson at Miami (12-10)
15	Young (two times)	3FGA	20	Harden vs. Houston (1-8)
18	Young (three times)	FTM	20	Harden at Houston (11-30)
21	Young vs. Toronto (1-20)	FTA	23	Harden (two times)
1.000	(16-16), Young vs. New York (2-9)	FT%	1.000	(15-15), Williams vs. LAC (11-16)
7	Collins vs. LA Clippers (1-22)	Offensive Rebounds	11	Capela vs. Houston (1-8)
16	Collins vs. Philadelphia (1-30)	Defensive Rebounds	17	Jordan at Brooklyn (12-21)
20	Collins vs. Philadelphia (1-30)	Rebounds	22	Capela vs. Houston (1-8)
18	Young vs. Philadelphia (1-30)	Assists	13	Dinwiddie vs. Brooklyn (2-28)
6	Hunter at Phoenix (11-14)	Steals	6	two times
9	Young (two times)	TO	8	Harden vs. Houston (1-8)
5	Dedmon vs. New York (2-9)	Blocked Shots	5	two times

HAWKS HIGH MARKS / OPPONENTS HIGH MARKS

	HAWKS			OPPONENT
152	vs. Washington (1-26)	Points	158	at Houston (11-30)
54	vs. Washington (1-26)	FGM	54	at Chicago (12-11)
108	vs. New York (2-9)	FGA	112	at Washington (1-10)
.581	(54-93) vs. Washington (1-26)	FG%	.598	(49-82) at Detroit (11-22)
21	vs. Charlotte (3-9)	3FGM	25	at Houston (11-30)
54	at Miami (12-10)	3FGA	51	at Houston (11-30)
32	vs. Philadelphia (1-30)	FTM	38	vs. Washington (1-26)
37	two times	FTA	45	two times
1.000	(17-17) at Detroit (11-22)	FT%	.957	(22-23) at San Antonio (1-17)
23	vs. LA Clippers (1-22)	Offensive Rebounds	19	at Washington (1-10)
47	at Washington (1-10)	Defensive Rebounds	55	at Brooklyn (1-12)
63	vs. LA Clippers (1-22)	Rebounds	62	at Brooklyn (1-12)
34	vs. Portland (2-29)	Assists	35	at Miami (12-10)
16	at Brooklyn (1-12)	Steals	15	at Chicago (12-11)
24	three times	TO	28	at Miami (10-29)
10	two times	Blocked Shots	14	at LA Lakers (11-17)
35	vs. Washington (1-26)	Personal Fouls	31	vs. Miami (2-20)
60	vs. Miami (10-31)	Bench Points	81	at LA Clippers (11-16)

MISCELLANEOUS NUMBERS, CONT.

HAWKS RECORD BY MONTH

Oct/Nov	W	L	Pct.	Dec	W	L	Pct.	Jan	W	L	Pct.
Home	2	7	.222	Home	1	5	.167	Home	5	4	.556
Road	2	9	.182	Road	2	6	.250	Road	1	5	.167
Feb	**W**	**L**	**Pct.**	**Mar**	**W**	**L**	**Pct.**	**Apr**	**W**	**L**	**Pct.**
Home	5	2	.714	Home	1	2	.333	Home	0	0	.000
Road	1	5	.167	Road	0	2	.000	Road	0	0	.000

HAWKS SEASON SUPERLATIVES

	Games Scoring In					Double Figure Games		Times Leading Team In		
Player	10-19	20-29	30-39	40-49	50+	Rebs	Assts	Pts*	Rebs*	Assts*
Bembry	4	1				2		1	4	2
Brown Jr.										
Capela										
Carter	10									
Collins	15	17	7			24		11	26	
Crabbe	4	1						1	1	
Dedmon	9					7			3	
Fernando	9					1			2	
Goodwin	4	2						1		1
Graham	6									
Huerter	29	6				1	1		4	7
Hunter	34	8				4		2	9	1
Jones	10	1				1			5	
Labissiere										
Len	16	2				7		1	9	
Parker	17	9	1			3		4	12	
Parsons										
Reddish	19	8						2	2	2
Teague	23	3	2				5			4
Turner	1									
Wallace	1									
Young	8	18	20	11	1	2	28	44	3	54

*Also includes times tied for team lead in points, rebounds and/or assists.



Danilo Gallinari

MISCELLANEOUS NUMBERS, CONT.

HAWKS W/L RECORD WHEN...

When FG% is:	<40%: 1-9	40-49.9%: 10-33	50-59.9%: 9-5	>60%: 0-0
When OPP. FG% is:	<40%: 2-1	40-49.9%: 17-23	50-59.9%: 1-23	>60%: 0-0
When Leading After:	1st Qtr.: 8-14	2nd Qtr.: 12-12	3rd Qtr.: 15-8	
When Trailing After:	1st Qtr.: 11-32	2nd Qtr.: 8-34	3rd Qtr.: 5-37	
Tied After:	1st Qtr.: 1-1	2nd Qtr.: 0-1	3rd Qtr.: 0-2	4th Qtr.: 2-4

When More Rebounds than Opponent:	13-16	When Outrebounded:	6-30	Equal Rebounds:	1-1
When Better FG% Than Opponent:	17-8	When opp. FG% Is Better:	3-39	W/L When FG% Is Same:	0-0
When Better FT% Than Opponent:	9-5	When opp. FT% Is Better:	10-42	W/L When FT% Is Same:	1-0
When More FTA Than Opponent:	5-16	When opp. FTA Is More:	12-30	W/L When FTA Are Same:	3-1
Hawks Record in Back to Back Games:		1st Game: 4-8	2nd Game: 2-10		

OTHER MISCELLANEOUS NUMBERS

Most Hawks Points Scored at Half ..... 78 vs. Washington (1-26)
Fewest Hawks Points Scored at Half ..... 40 vs. Milwaukee (12-27)
Most Hawks Points in Second Half ..... 74 vs. Washington (1-26)
Fewest Hawks Points in Second Half ..... 38 two times

Most Opponent Points Scored at Half ..... 81 at Houston (11-30)
Fewest Opponent Points Scored at Half ..... 40 vs. Golden State (12-2)
Most Opponent Points in Second Half ..... 79 at Orlando (2-10)
Fewest Opponent Points in Second Half ..... 35 vs. LA Clippers (1-22)

Highest Hawks FG% at halftime ..... .658 (25-38) vs. Charlotte (3-9)
Lowest Hawks FG% at halftime ..... .298 (14-47) at Memphis (3-7)
Highest Opponent FG% at halftime ..... .658 (25-38) at Brooklyn (1-12)
Lowest Opponent FG% at halftime ..... .326 (15-46) vs. LA Clippers (1-22)

Highest Hawks Second Half FG% ..... .641 (25-39) two times
Lowest Hawks Second Half FG% ..... .265 (13-49) at Brooklyn (12-21)
Highest Opponent Second Half FG% ..... .659 (27-41) vs. Memphis (3-2)
Lowest Opponent Second Half FG% ..... .256 (10-39) at Detroit (10-24)

Most Hawks Points in Overtime ..... 24 vs. New York (2-9) - 2 OT
Most Opponent Points in Overtime ..... 19 vs. New York (2-9) - 2 OT
Most 20-point or more scorers in a game ..... 3 three times
Most 10-point or more scorers in a game ..... 7 vs. Philadelphia (1-30)

HAWKS LOW MARKS		OPPONENTS LOW MARKS
81 at Chicago (12-28)	Points	79 vs. Golden State (12-2)
30 vs. Chicago (11-6)	FGM	33 three times
74 vs. Chicago (11-6)	FGA	73 at Miami (10-29)
.323 (32-99), vs. Memphis (3-2)	FG%	.354 (35-99), vs. Orlando (10-26)
8 six times	FTM	9 vs. Milwaukee (12-27)
11 three times	FTA	12 two times
.500 (12-24), at Washington (1-10)	FT%	.552 (16-29), at at Brooklyn (1-12)
4 five times	Offensive Rebounds	6 five times
21 at Houston (11-30)	Defensive Rebounds	25 at Denver (11-12)
29 at Houston (11-30)	Rebounds	33 at Minnesota (2-5)
14 at Indiana (11-29)	Assists	14 vs. Portland (2-29)
1 two times	Steals	4 vs. Denver (1-6)
9 vs. Orlando (2-26)	TO	3 at Denver (11-12)
1 vs. Utah (12-19)	Blocked Shots	0 vs. Indiana (12-13)
12 vs. Golden State (12-2)	Personal Fouls	13 vs. Milwaukee (12-27)

MISCELLANEOUS NUMBERS, CONT.

GAMES MISSED DUE TO INJURY / ILLNESS

Allen Crabbe	8	Post-op rehab, right knee
	1	Flu-like symptoms
	1	Right knee soreness
Kevin Huerter	11	Left rotator cuff strain
De'Andre Hunter	1	Dislocated right index finger
	2	Left ankle sprain
Alex Len	1	Left ankle sprain
	4	Low back pain
	6	Right hip flexor strain
Jabari Parker	19	Right shoulder impingement
	1	Throat infection
Chandler Parsons	11	Injury management - bilateral knees
	2	Flu-like symptoms
	11	Concussion/whiplash/Disc injury
Cam Reddish	3	Left wrist sprain
	1	Right wrist sprain
	4	Concussion/nose contusion
	1	Low back pain
Evan Turner	8	Left Achilles pain
	2	Right hamstring strain
Trae Young	2	Right ankle sprain
	1	Left hamstring pain
	1	Right thigh contusion
	1	Right ankle contusion
John Collins	1	Back contusion
DeAndre' Bembry	10	Right hand neuritis
	10	Abdominal pain
Bruno Fernando	5	Left calf strain
Clint Capela	14	Right calcaneus contusion; plantar fasciitis
Skal Labissiere	14	Left knee chondral injury
Dewayne Dedmon	4	Right elbow pain



3 KEVIN HUERTER

HAWKS YEARLY LEADERS

GAMES PLAYED

1968-69	Lou Hudson, Joe Caldwell	81
1969-70	Joe Caldwell, Walt Hazzard, Bill Bridges	82
1970-71	Walt Hazzard, Walt Bellamy, Bill Bridges	82
1971-72	Walt Bellamy, Herm Gilliam	82
1972-73	Pete Maravich	79
1973-74	Walt Bellamy, John Brown	77
1974-75	Dean Meminger	80
1975-76	Lou Hudson, Tom Henderson	81
1976-77	Ken Charles	82
1977-78	Armond Hill, Ollie Johnson	82
1978-79	Armond Hill, Tom McMillen	82
1979-80	Steve Hawes, Wayne Rollins, Jack Givens	82
1980-81	Tom McMillen	79
1981-82	Rory Sparrow	82
1982-83	Dominique Wilkins	82
1983-84	Dominique Wilkins, Mike Glenn	81
1984-85	Kevin Willis	82
1985-86	Kevin Willis, Jon Koncak-	82
1986-87	Jon Koncak, Cliff Levingston, Glenn Rivers	82
1987-88	Cliff Levingston, Randy Wittman, "Spud" Webb	82
1988-89	Reggie Theus, John Battle	82
1989-90	Anthony "Spud" Webb	82
1990-91	Moses Malone	82
1991-92	Stacey Augmon	82
1992-93	Duane Ferrell, Adam Keefe	82
1993-94	Stacey Augmon, Craig Ehlo, Jon Koncak, Andrew Lang, Ennis Whatley	82
1994-95	Andrew Lang	82
1995-96	Grant Long	82
1996-97	Christian Laettner	82
1997-98	Dikembe Mutombo	82
1998-99	Dikembe Mutombo	50
1999-00	Dikembe Mutombo, Alan Henderson	82
2000-01	Jason Terry	82
2001-02	N. Mohammed, H. Möttölä, J. Vaughn	82
2002-03	Alan Henderson	82
2003-04	Jason Terry	81
2004-05	Josh Childress	80
2005-06	Joe Johnson	82
2006-07	Shelden Williams	81
2007-08	Joe Johnson	82
2008-09	Maurice Evans, Flip Murray	80
2009-10	Al Horford, Josh Smith, Marvin Williams	81
2010-11	Zaza Pachulia	79
2011-12	Josh Smith, Jeff Teague	66
2012-13	Jeff Teague	80
2013-14	Mike Scott	80
2014-15	Dennis Schröder	77
2015-16	Al Horford	82
2016-17	Dennis Schröder	79
2017-18	Taurean Prince	82
2018-19	DeAndre' Bembry	82
2019-20	De'Andre Hunter	63

MOST MINUTES

1968-69	Bill Bridges	2930
1969-70	Bill Bridges	3269
1970-71	Bill Bridges	3140
1971-72	Walt Bellamy	3187
1972-73	Pete Maravich	3089
1973-74	Pete Maravich	2903
1974-75	Tom VanArsdale	2570
1975-76	Tom Henderson	2900
1976-77	John Drew	2688
1977-78	Armond Hill	2530
1978-79	Dan Roundfield	2539
1979-80	Eddie Johnson	2622
1980-81	Eddie Johnson	2693
1981-82	Rory Sparrow	2610
1982-83	Dan Roundfield	2811
1983-84	Dominique Wilkins	2961
1984-85	Dominique Wilkins	3023
1985-86	Dominique Wilkins	3049
1986-87	Dominique Wilkins	2969
1987-88	Dominique Wilkins	2948
1988-89	Dominique Wilkins	2997
1989-90	Dominique Wilkins	2888
1990-91	Dominique Wilkins	3078
1991-92	Kevin Willis	2962
1992-93	Kevin Willis	2878
1993-94	Mookie Blaylock	2915

MOST MINUTES (CONT.)

1994-95	Mookie Blaylock	3069
1995-96	Grant Long	3008
1996-97	Christian Laettner	3140
1997-98	Dikembe Mutombo	2917
1998-99	Dikembe Mutombo	1829
1999-00	Dikembe Mutombo	2984
2000-01	Jason Terry	3089
2001-02	Jason Terry	2967
2002-03	Shareef Abdur-Rahim	3087
2003-04	Jason Terry	3018
2004-05	Al Harrington	2550
2005-06	Joe Johnson	3340
2006-07	Josh Smith	2647
2007-08	Joe Johnson	3343
2008-09	Joe Johnson	3124
2009-10	Josh Smith	2886
2010-11	Al Horford	2704
2011-12	Josh Smith	2329
2012-13	Al Horford	2756
2013-14	Jeff Teague	2542
2014-15	Kyle Korver	2418
2015-16	Paul Millsap	2647
2016-17	Dennis Schröder	2485
2017-18	Taurean Prince	2464
2018-19	Trae Young	2503
2019-20	Trae Young	2110

MOST FIELD GOALS MADE

1968-69	Lou Hudson	716
1969-70	Lou Hudson	830
1970-71	Lou Hudson	829
1971-72	Lou Hudson	775
1972-73	Lou Hudson	816
1973-74	Pete Maravich	819
1974-75	Tom VanArsdale	544
1975-76	John Drew	586
1976-77	John Drew	689
1977-78	John Drew	593
1978-79	John Drew	650
1979-80	Eddie Johnson	590
1980-81	Eddie Johnson	573
1981-82	John Drew	465
1982-83	Dominique Wilkins	601
1983-84	Dominique Wilkins	684
1984-85	Dominique Wilkins	853
1985-86	Dominique Wilkins	888
1986-87	Dominique Wilkins	828
1987-88	Dominique Wilkins	909
1988-89	Dominique Wilkins	814
1989-90	Dominique Wilkins	810
1990-91	Dominique Wilkins	770
1991-92	Kevin Willis	591
1992-93	Dominique Wilkins	741
1993-94	Kevin Willis	627
1994-95	Mookie Blaylock	509
1995-96	Steve Smith	494
1996-97	Christian Laettner	548
1997-98	Steve Smith	489
1998-99	Mookie Blaylock	247
1999-00	Jim Jackson	507
2000-01	Jason Terry	596
2001-02	Shareef Abdur-Rahim	598
2002-03	Shareef Abdur-Rahim	566
2003-04	Stephen Jackson	536
2004-05	Al Harrington	453
2005-06	Joe Johnson	632
2006-07	Joe Johnson	536
2007-08	Joe Johnson	647
2008-09	Joe Johnson	620
2009-10	Joe Johnson	635
2010-11	Joe Johnson	514
2011-12	Josh Smith	504
2012-13	Al Horford	576
2013-14	Paul Millsap	483
2014-15	Al Horford	519
2015-16	Al Horford	529
2016-17	Dennis Schröder	548
2017-18	Dennis Schröder	500
2018-19	Trae Young	525
2019-20	Trae Young	546

HAWKS YEARLY LEADERS, CONT.

MOST FIELD GOALS ATTEMPTED

1968-69	Lou Hudson	1455
1969-70	Lou Hudson	1564
1970-71	Lou Hudson	1713
1971-72	Lou Hudson	1540
1972-73	Pete Maravich	1788
1973-74	Pete Maravich	1791
1974-75	Tom VanArsdale	1269
1975-76	Lou Hudson	1205
1976-77	John Drew	1416
1977-78	John Drew	1236
1978-79	John Drew	1375
1979-80	Eddie Johnson	1212
1980-81	Eddie Johnson	1136
1981-82	Eddie Johnson	1011
1982-83	Dominique Wilkins	1220
1983-84	Dominique Wilkins	1429
1984-85	Dominique Wilkins	1891
1985-86	Dominique Wilkins	1897
1986-87	Dominique Wilkins	1787
1987-88	Dominique Wilkins	1957
1988-89	Dominique Wilkins	1756
1989-90	Dominique Wilkins	1672
1990-91	Dominique Wilkins	1640
1991-92	Kevin Willis	1224
1992-93	Dominique Wilkins	1584
1993-94	Kevin Willis	1257
1994-95	Mookie Blaylock	1198
1995-96	Steve Smith	1143
1996-97	Mookie Blaylock	1159
1997-98	Steve Smith	1101
1998-99	Mookie Blaylock	651
1999-00	Jim Jackson	1235
2000-01	Jason Terry	1367
2001-02	Shareef Abdur-Rahim	1297
2002-03	Glenn Robinson	1248
2003-04	Stephen Jackson	1261
2004-05	Antoine Walker	1013
2005-06	Joe Johnson	1395
2006-07	Joe Johnson	1139
2007-08	Joe Johnson	1497
2008-09	Joe Johnson	1420
2009-10	Joe Johnson	1386
2010-11	Joe Johnson	1161
2011-12	Josh Smith	1101
2012-13	Josh Smith	1182
2013-14	Paul Millsap	1047
2014-15	Al Horford	965
2015-16	Paul Millsap	1066
2016-17	Dennis Schröder	1214
2017-18	Dennis Schröder	1146
2018-19	Trae Young	1256
2019-20	Trae Young	1249

FIELD GOAL PERCENTAGE

(MINIMUM 300 FG MADE, 241 IN 2011-12)

1968-69	Joe Caldwell	.507
1969-70	Lou Hudson	.531
1970-71	Walt Bellamy	.493
1971-72	Walt Bellamy	.545
1972-73	Bob Christian	.548
1973-74	Lou Hudson	.500
1974-75	Mike Sojourner	.488
1975-76	John Drew	.502
1976-77	Joe C. Meriweather	.526
1977-78	Tom McMillen	.493
1978-79	Wayne Rollins	.535
1979-80	Wayne Rollins	.558
1980-81	Dan Roundfield	.527
1981-82	Wayne Rollins	.584
1982-83	Mike Glenn	.518
1983-84	Mike Glenn	.563
1984-85	Mike Glenn	.588
1985-86	Cliff Levingston	.534
1986-87	Wayne Rollins	.546
1987-88	Cliff Levingston	.557

FIELD GOAL PERCENTAGE (CONT.)

1988-89	Cliff Levingston	.528
1989-90	Kevin Willis	.519
1990-91	Kevin Willis	.504
1991-92	Duane Ferrell	.524
1992-93	Kevin Willis	.506
1993-94	Stacey Augmon	.510
1994-95	Grant Long	.479
1995-96	Stacey Augmon	.491
1996-97	Dikembe Mutombo	.527
1997-98	Dikembe Mutombo	.537
1998-99	Dikembe Mutombo	.512
1999-00	Dikembe Mutombo	.562
2000-01	Dikembe Muombo	.477
2001-02	Shareef Abdur-Rahim/Nazr Mohammed	.461
2002-03	Shareef Abdur-Rahim	.478
2003-04	Shareef Abdur-Rahim	.485
2004-05	Josh Childress	.470
2005-06	Joe Johnson	.453
2006-07	Joe Johnson	.471
2007-08	Josh Childress	.571
2008-09	Al Horford	.525
2009-10	Al Horford	.551
2010-11	Al Horford	.557
2011-12	Jeff Teague	.476
2012-13	Al Horford	.543
2013-14	Mike Scott	.479
2014-15	Al Horford	.538
2015-16	Al Horford/Thabo Sefolosha	.505
2016-17	Dwight Howard	.633
2017-18	John Collins	.576
2018-19	John Collins	.560
2019-20	John Collins	.583

MOST 3-PT FIELD GOALS MADE

1979-80	Eddie Johnson/James McElroy	5
1980-81	Eddie Johnson	6
1981-82	Eddie Johnson	7
1982-83	Eddie Johnson/Wes Matthews	14
1983-84	Eddie Johnson	16
1984-85	Dominique Wilkins	25
1985-86	Dominique Wilkins	13
1986-87	Mike McGee	86
1987-88	Dominique Wilkins	38
1988-89	Glenn Rivers	43
1989-90	Dominique Wilkins	59
1990-91	Glenn Rivers	88
1991-92	Paul Graham	55
1992-93	Dominique Wilkins	120
1993-94	Mookie Blaylock	114
1994-95	Mookie Blaylock	199
1995-96	Mookie Blaylock	231
1996-97	Mookie Blaylock	221
1997-98	Steve Smith	97
1998-99	Mookie Blaylock	77
1999-00	Jim Jackson	117
2000-01	Jason Terry	124
2001-02	Jason Terry	172
2002-03	Jason Terry	160
2003-04	Jason Terry	146
2004-05	Antoine Walker	85
2005-06	Joe Johnson	128
2006-07	Joe Johnson	119
2007-08	Joe Johnson	169
2008-09	Mike Bibby	167
2009-10	Jamal Crawford	163
2010-11	Jamal Crawford	119
2011-12	Joe Johnson	125
2012-13	Kyle Korver	189
2013-14	Kyle Korver	185
2014-15	Kyle Korver	221
2015-16	Kyle Korver	158
2016-17	Tim Hardaway Jr.	149
2017-18	Taurean Prince	176
2018-19	Trae Young	156
2019-20	Trae Young	205

HAWKS YEARLY LEADERS, CONT.

MOST 3-PT FIELD GOALS ATTEMPTED

1979-80	Eddie Johnson	13
1980-81	Charlie Criss	21
1981-82	Eddie Johnson	30
1982-83	Wes Matthews	48
1983-84	Eddie Johnson	43
1984-85	Dominique Wilkins	81
1985-86	Dominique Wilkins	70
1986-87	Mike McGee	229
1987-88	Dominique Wilkins	129
1988-89	Glenn Rivers	124
1989-90	Dominique Wilkins	183
1990-91	Glenn Rivers	262
1991-92	Paul Graham	141
1992-93	Dominique Wilkins	316
1993-94	Mookie Blaylock	341
1994-95	Mookie Blaylock	555
1995-96	Mookie Blaylock	623
1996-97	Mookie Blaylock	604
1997-98	Mookie Blaylock	334
1998-99	Mookie Blaylock	251
1999-00	Jim Jackson	303
2000-01	Jason Terry	314
2001-02	Jason Terry	444
2002-03	Jason Terry	431
2003-04	Stephen Jackson	427
2004-05	Antoine Walker	268
2005-06	Joe Johnson	360
2006-07	Joe Johnson	312
2007-08	Joe Johnson	444
2008-09	Mike Bibby	428
2009-10	Jamal Crawford	427
2010-11	Jamal Crawford	349
2011-12	Joe Johnson	322
2012-13	Kyle Korver	414
2013-14	Kyle Korver	392
2014-15	Kyle Korver	449
2015-16	Kyle Korver	396
2016-17	Tim Hardaway Jr.	417
2017-18	Taurean Prince	457
2018-19	Trae Young	482
2019-20	Trae Young	568

3-PT PERCENTAGE

MINIMUM 55 3FG MADE, 45 IN 2011-12

1979-80	Eddie Johnson (5-13)	.385
1980-81	Eddie Johnson (6-20)	.300
1981-82	Mike Glenn (1-2)	.500
1982-83	Eddie Johnson (14-41)	.341
1983-84	Mike Glenn (1-2)	.500
1984-85	Glenn Rivers (15-36)	.417
1985-86	Scott Hastings (3-4)	.750
1986-87	Mike McGee	.376
1987-88	Cliff Levingston (1-2)	.500
1988-89	Glenn Rivers (43-124)	.347
1989-90	Dominique Wilkins	.322
1990-91	Dominique Wilkins	.341
1991-92	Paul Graham	.390
1992-93	Dominique Wilkins	.380
1993-94	Craig Ehlo	.348
1994-95	Mookie Blaylock	.359
1995-96	Mookie Blaylock/Craig Ehlo	.371
1996-97	Henry James	.420
1997-98	Eldridge Recasner	.419
1998-99	Steve Smith	.338
1999-00	Jim Jackson	.386
2000-01	Jason Terry	.395
2001-02	Jason Terry	.387
2002-03	Jason Terry	.371
2003-04	Jason Terry	.347
2004-05	Tony Delk	.356
2005-06	Tyronn Lue	.457
2006-07	Joe Johnson	.381
2007-08	Joe Johnson	.381
2008-09	Maurice Evans	.395
2009-10	Mike Bibby	.389
2010-11	Mike Bibby	.441
2011-12	Willie Green	.442
2012-13	Kyle Korver	.457
2013-14	Kyle Korver	.472
2014-15	Kyle Korver	.492
2015-16	Jeff Teague	.400
2016-17	Kyle Korver	.409

3-PT PERCENTAGE (CONT.)

2017-18	Kent Bazemore	.394
2018-19	Taurean Prince	.390
2019-20	John Collins	.401

MOST FREE THROWS MADE

1968-69	Zelmo Beaty	370
1969-70	Joe Caldwell	379
1970-71	Pete Maravich	404
1971-72	Pete Maravich	355
1972-73	Pete Maravich	485
1973-74	Pete Maravich	469
1974-75	John Drew	388
1975-76	John Drew	488
1976-77	John Drew	412
1977-78	John Drew	437
1978-79	John Drew	495
1979-80	John Drew	489
1980-81	John Drew	454
1981-82	John Drew	364
1982-83	Dan Roundfield	337
1983-84	Dominique Wilkins	382
1984-85	Dominique Wilkins	486
1985-86	Dominique Wilkins	577
1986-87	Dominique Wilkins	607
1987-88	Dominique Wilkins	541
1988-89	Moses Malone	561
1989-90	Moses Malone	493
1990-91	Dominique Wilkins	476
1991-92	Dominique Wilkins	294
1992-93	Dominique Wilkins	519
1993-94	Stacey Augmon	333
1994-95	Steve Smith	295
1995-96	Christian Laettner	324
1996-97	Christian Laettner	359
1997-98	Steve Smith	389
1998-99	Dikembe Mutombo	195
1999-00	Dikembe Mutombo	298
2000-01	Jason Terry	303
2001-02	Shareef Abdur-Rahim	419
2002-03	Shareef Abdur-Rahim	455
2003-04	Shareef Abdur-Rahim	294
2004-05	Al Harrington	236
2005-06	Zaza Pachulia	297
2006-07	Zaza Pachulia	293
2007-08	Marvin Williams	336
2008-09	Joe Johnson	299
2009-10	Jamal Crawford	270
2010-11	Josh Smith	229
2011-12	Josh Smith	203
2012-13	Jeff Teague	199
2013-14	Jeff Teague	318
2014-15	Jeff Teague	275
2015-16	Paul Millsap	309
2016-17	Paul Millsap	311
2017-18	Dennis Schröder	225
2018-19	Trae Young	343

MOST FREE THROWS ATTEMPTED

1968-69	Zelmo Beaty	506
1969-70	Joe Caldwell	551
1970-71	Walt Bellamy	556
1971-72	Walt Bellamy	581
1972-73	Pete Maravich	606
1973-74	Pete Maravich	568
1974-75	John Drew	544
1975-76	John Drew	656
1976-77	John Drew	577
1977-78	John Drew	575
1978-79	John Drew	677
1979-80	John Drew	646
1980-81	John Drew	577
1981-82	John Drew	491
1982-83	Dan Roundfield	450
1983-84	Dominique Wilkins	496
1984-85	Dominique Wilkins	603
1985-86	Dominique Wilkins	705
1986-87	Dominique Wilkins	742
1987-88	Dominique Wilkins	655
1988-89	Moses Malone	711
1989-90	Moses Malone	631

HAWKS YEARLY LEADERS, CONT.

MOST FREE THROWS ATTEMPTED (CONT.)

1990-91	Dominique Wilkins	574
1991-92	Kevin Willis	363
1992-93	Dominique Wilkins	627
1993-94	Stacey Augmon	436
1994-95	Steve Smith	349
1995-96	Christian Laettner	396
1996-97	Christian Laettner	440
1997-98	Steve Smith	455
1998-99	Dikembe Mutombo	285
1999-00	Dikembe Mutombo	421
2000-01	Jason Terry	358
2001-02	Shareef Abdur-Rahim	523
2002-03	Shareef Abdur-Rahim	541
2003-04	Shareef Abdur-Rahim	334
2004-05	Al Harrington	351
2005-06	Zaza Pachulia	404
2006-07	Josh Smith	387
2007-08	Josh Smith	469
2008-09	Joe Johnson	362
2009-10	Josh Smith	422
2010-11	Josh Smith	316
2011-12	Josh Smith	322
2012-13	Josh Smith	321
2013-14	Paul Millsap	391
2014-15	Paul Millsap	337
2015-16	Paul Millsap	408
2016-17	Dwight Howard	424
2017-18	Dennis Schröder	265
2018-19	Trae Young	414
2019-20	Trae Young	559

FREE THROW PERCENTAGE

(MINIMUM 125 FT MADE, 101 IN 2011-12)

1968-69	Lou Hudson	.777
1969-70	Butch Beard	.828
1970-71	Len Chappell	.811
1971-72	Herm Gilliam	.838
1972-73	Lou Hudson	.825
1973-74	Lou Hudson	.836
1974-75	John Wetzel	.883
1975-76	Lou Hudson	.814
1976-77	Lou Hudson	.840
1977-78	Ollie Johnson	.854
1978-79	Tom McMillen	.891
1979-80	Armond Hill	.849
1980-81	Charlie Criss	.865
1981-82	Tom McMillen	.824
1982-83	Mike Glenn	.831
1983-84	Johnny Davis	.848
1984-85	Mike Glenn	.816
1985-86	Scott Hastings	.857
1986-87	Glenn Rivers	.828
1987-88	Wayne Rollins	.875
1988-89	Anthony "Spud" Webb	.867
1989-90	Anthony "Spud" Webb	.871
1990-91	Anthony "Spud" Webb	.868
1991-92	Kevin Willis	.804
1992-93	Dominique Wilkins	.828
1993-94	Duane Ferrell	.783
1994-95	Steve Smith	.845
1995-96	Steve Smith	.826
1996-97	Steve Smith	.847
1997-98	Christian Laettner	.864
1998-99	Steve Smith	.849
1999-00	Jim Jackson	.877
2000-01	Jason Terry	.846
2001-02	Jason Terry	.835
2002-03	Jason Terry	.887
2003-04	Shareef Abdur-Rahim	.880
2004-05	Tyronn Lue	.871
2005-06	Joe Johnson	.791
2006-07	Tyronn Lue	.883
2007-08	Joe Johnson	.834
2008-09	Joe Johnson	.826
2009-10	Jamal Crawford	.857
2010-11	Jamal Crawford	.854
2011-12	Joe Johnson	.849
2012-13	Jeff Teague	.881
2013-14	Lou Williams	.849
2014-15	Jeff Teague	.862
2015-16	Jeff Teague	.837
2016-17	Dennis Schröder	.855

FREE THROW PERCENTAGE (CONT.)

2017-18	Dennis Schröder	.849
2018-19	Jeremy Lin	.845
2019-20	Trae Young	.860

MOST DEFENSIVE REBOUNDS

1973-74	Jim Washington	528
1974-75	John Drew	479
1975-76	John Drew	374
1976-77	John Drew	395
1977-78	Steve Hawes	510
1978-79	Dan Roundfield	539
1979-80	Dan Roundfield	544
1980-81	Dan Roundfield	403
1981-82	Dan Roundfield	494
1982-83	Dan Roundfield	621
1983-84	Dan Roundfield	515
1984-85	Kevin Willis	345
1985-86	Kevin Willis	461
1986-87	Kevin Willis	528
1987-88	Wayne Rollins	317
1988-89	Moses Malone	570
1989-90	Moses Malone	448
1990-91	Dominique Wilkins	471
1991-92	Kevin Willis	840
1992-93	Kevin Willis	693
1993-94	Kevin Willis	628
1994-95	Grant Long	405
1995-96	Grant Long	540
1996-97	Dikembe Mutombo	661
1997-98	Dikembe Mutombo	656
1998-99	Dikembe Mutombo	418
1999-00	Dikembe Mutombo	853
2000-01	Dikembe Mutombo	505
2001-02	Shareef Abdur-Rahim	498
2002-03	Shareef Abdur-Rahim	502
2003-04	Shareef Abdur-Rahim	354
2004-05	Antoine Walker	371
2005-06	Al Harrington	391
2006-07	Josh Smith	456
2007-08	Al Horford	537
2008-09	Al Horford	479
2009-10	Al Horford	563
2010-11	Al Horford	536
2011-12	Josh Smith	496
2012-13	Al Horford	562
2013-14	Paul Millsap	473
2014-15	Paul Millsap	431
2015-16	Paul Millsap	534
2016-17	Dwight Howard	644
2017-18	Dewayne Dedmon	389
2018-19	John Collins	376
2019-20	John Collins	300

HAWKS YEARLY LEADERS, CONT.

MOST ASSISTS

1968-69	Joe Caldwell	320
1969-70	Walt Hazzard	561
1970-71	Walt Hazzard	514
1971-72	Pete Maravich	393
1972-73	Pete Maravich	546
1973-74	Pete Maravich	396
1974-75	Dean Meminger	397
1975-76	Tom Henderson	374
1976-77	Armond Hill	403
1977-78	Armond Hill	427
1978-79	Armond Hill	480
1979-80	Armond Hill	424
1980-81	Eddie Johnson	407
1981-82	Rory Sparrow	424
1982-83	Eddie Johnson	318
1983-84	Eddie Johnson	326
1984-85	Eddie Johnson	566
1985-86	Glenn Rivers	443
1986-87	Glenn Rivers	823
1987-88	Glenn Rivers	747
1988-89	Glenn Rivers	525
1989-90	Anthony "Spud" Webb	477
1990-91	Anthony "Spud" Webb	417
1991-92	Rumeal Robinson	446
1992-93	Mookie Blaylock	671
1993-94	Mookie Blaylock	789
1994-95	Mookie Blaylock	616
1995-96	Mookie Blaylock	478
1996-97	Mookie Blaylock	463
1997-98	Mookie Blaylock	469
1998-99	Mookie Blaylock	278
1999-00	Jason Terry	346
2000-01	Jason Terry	403
2001-02	Jason Terry	444
2002-03	Jason Terry	600
2003-04	Jason Terry	437
2004-05	Josh Childress	151
2005-06	Joe Johnson	536
2006-07	Joe Johnson	249
2007-08	Joe Johnson	474
2008-09	Joe Johnson	455
2009-10	Joe Johnson	369
2010-11	Joe Johnson	338
2011-12	Jeff Teague	321
2012-13	Jeff Teague	579
2013-14	Jeff Teague	528
2014-15	Jeff Teague	513
2015-16	Jeff Teague	470
2016-17	Dennis Schröder	499
2017-18	Dennis Schröder	417
2018-19	Trae Young	653
2019-20	Trae Young	560

MOST REBOUNDS

1968-69	Bill Bridges	1132
1969-70	Bill Bridges	1181
1970-71	Bill Bridges	1233
1971-72	Walt Bellamy	1049
1972-73	Walt Bellamy	964
1973-74	Walt Bellamy	740
1974-75	John Drew	836
1975-76	John Drew	660
1976-77	John Drew	675
1977-78	Steve Hawes	690
1978-79	Dan Roundfield	865
1979-80	Dan Roundfield	837
1980-81	Dan Roundfield	634
1981-82	Dan Roundfield	721
1982-83	Dan Roundfield	880
1983-84	Dan Roundfield	721
1984-85	Cliff Levingston	566
1985-86	Kevin Willis	704
1986-87	Kevin Willis	849
1987-88	Kevin Willis	547
1988-89	Moses Malone	956
1989-90	Moses Malone	812
1990-91	Dominique Wilkins	732
1991-92	Kevin Willis	1258
1992-93	Kevin Willis	1028

MOST REBOUNDS (CONT.)

1993-94	Kevin Willis	963
1994-95	Grant Long	595
1995-96	Grant Long	788
1996-97	Dikembe Mutombo	929
1997-98	Dikembe Mutombo	932
1998-99	Dikembe Mutombo	610
1999-00	Dikembe Mutombo	1157
2000-01	Dikembe Mutombo	693
2001-02	Shareef Abdur-Rahim	696
2002-03	Shareef Abdur-Rahim	677
2003-04	Stephen Jackson	370
2004-05	Josh Childress	482
2005-06	Zaza Pachulia	613
2006-07	Josh Smith	621
2007-08	Al Horford	785
2008-09	Al Horford	624
2009-10	Al Horford	799
2010-11	Al Horford	718
2011-12	Josh Smith	632
2012-13	Al Horford	757
2013-14	Paul Millsap	627
2014-15	Paul Millsap	570
2015-16	Paul Millsap	732
2016-17	Dwight Howard	940
2017-18	John Collins	541
2018-19	John Collins	595
2019-20	John Collins	416

REBOUND AVERAGE

1968-69	Bill Bridges	14.2
1969-70	Bill Bridges	14.4
1970-71	Bill Bridges	15.0
1971-72	Walt Bellamy	12.8
1972-73	Walt Bellamy	13.2
1973-74	Jim Washington	10.1
1974-75	John Drew	10.7
1975-76	John Drew	8.6
1976-77	John Drew	9.1
1977-78	Steve Hawes	9.2
1978-79	Dan Roundfield	10.8
1979-80	Dan Roundfield	10.3
1980-81	Dan Roundfield	10.1
1981-82	Dan Roundfield	11.8
1982-83	Dan Roundfield	11.4
1983-84	Dan Roundfield	9.9
1984-85	Cliff Levingston	7.6
1985-86	Kevin Willis	8.6
1986-87	Kevin Willis	10.5
1987-88	Kevin Willis	7.3
1988-89	Moses Malone	11.8
1989-90	Moses Malone	10.0
1990-91	Dominique Wilkins	9.0
1991-92	Kevin Willis	15.5
1992-93	Kevin Willis	12.9
1993-94	Kevin Willis	12.0
1994-95	Grant Long	7.5
1995-96	Grant Long	9.6
1996-97	Dikembe Mutombo	11.6
1997-98	Dikembe Mutombo	11.4
1998-99	Dikembe Mutombo	12.2
1999-00	Dikembe Mutombo	14.1
2000-01	Dikembe Mutombo	14.1
2001-02	Shareef Abdur-Rahim	9.0
2002-03	Shareef Abdur-Rahim	8.4
2003-04	Stephen Jackson	4.6
2004-05	Josh Smith	6.2
2005-06	Zaza Pachulia	7.9
2006-07	Josh Smith	8.6
2007-08	Al Horford	9.7
2008-09	Zaza Pachulia	5.7
2009-10	Al Horford	9.9
2010-11	Al Horford	9.3
2011-12	Josh Smith	9.6
2012-13	Al Horford	10.2
2013-14	Paul Millsap	8.5
2014-15	Paul Millsap	7.8
2015-16	Paul Millsap	9.0
2016-17	Dwight Howard	12.7
2017-18	Dewayne Dedmon	7.9
2018-19	John Collins	9.8
2019-20	John Collins	10.1

HAWKS YEARLY LEADERS, CONT.

OFFENSIVE REBOUNDS

1973-74	Walt Bellamy	264
1974-75	John Drew	357
1975-76	John Drew	286
1976-77	John Drew	280
1977-78	John Drew	213
1978-79	Dan Roundfield	326
1979-80	Dan Roundfield	293
1980-81	Dan Roundfield	231
1981-82	Dan Roundfield	227
1982-83	Dan Roundfield	259
1983-84	Dominique Wilkins	254
1984-85	Cliff Levingston	230
1985-86	Dominique Wilkins	261
1986-87	Kevin Willis	321
1987-88	Kevin Willis	235
1988-89	Moses Malone	386
1989-90	Moses Malone	364
1990-91	Moses Malone	271
1991-92	Kevin Willis	418
1992-93	Kevin Willis	335
1993-94	Kevin Willis	335
1994-95	Grant Long	190
1995-96	Grant Long	248
1996-97	Dikembe Mutombo	268
1997-98	Dikembe Mutombo	276
1998-99	Dikembe Mutombo	192
1999-00	Dikembe Mutombo	304
2000-01	Dikembe Mutombo	188
2001-02	Nazr Mohammed	242
2002-03	Shareef Abdur-Rahim	175
2003-04	Shareef Abdur-Rahim	141
2004-05	Josh Childress	195
2005-06	Zaza Pachulia	264
2006-07	Zaza Pachulia	199
2007-08	Al Horford	248
2008-09	Zaza Pachulia	173
2009-10	Al Horford	236
2010-11	Al Horford	182
2011-12	Zaza Pachulia	154
2012-13	Al Horford	195
2013-14	Paul Millsap	154
2014-15	Paul Millsap	139
2015-16	Paul Millsap	198
2016-17	Dwight Howard	296
2017-18	John Collins	176
2018-19	John Collins	219
2019-20	John Collins	116

MOST PERSONAL FOULS

1968-69	Bill Bridges	290
1969-70	Bill Bridges	292
1970-71	Bill Bridges	317
1971-72	Don Adams	259
1972-73	George Trapp	274
1973-74	Pete Maravich	261
1974-75	John Drew	274
1975-76	John Drew	261
1976-77	Joe C. Meriweather	324
1977-78	Wayne Rollins	326
1978-79	Dan Roundfield	358
1979-80	Wayne Rollins	322
1980-81	Steve Hawes	289
1981-82	Wayne Rollins	285
1982-83	Wayne Rollins	294
1983-84	Wayne Rollins	294
1984-85	Glenn Rivers	250
1985-86	Jon Koncak	296
1986-87	Kevin Willis	313
1987-88	Cliff Levingston	287
1988-89	Cliff Levingston	270
1989-90	Kevin Willis	259
1990-91	Jon Koncan	265
1991-92	Blair Rasmussen	233
1992-93	Jon Koncan, Kevin Willis	264
1993-94	Kevin Willis	250
1994-95	Andrew Lang	271
1995-96	Christian Laettner	276

MOST PERSONAL FOULS (CONT.)

1996-97	Christian Laettner	277
1997-98	Dikembe Mutombo	254
1998-99	Dikembe Mutombo	145
1999-00	Dikembe Mutombo	248
2000-01	Lorenzen Wright	232
2001-02	Nazr Mohammed	252
2002-03	Theo Ratliff	271
2003-04	Stephen Jackson	216
2004-05	Al Harrington	249
2005-06	Al Harrington	301
2006-07	Zaza Pachulia	267
2007-08	Josh Smith	269
2008-09	Zaza Pachulia	208
2009-10	Josh Smith	240
2010-11	Josh Smith	217
2011-12	Zaza Pachulia/Josh Smith	172
2012-13	Jeff Teague	181
2013-14	Paul Millsap	210
2014-15	Paul Millsap	201
2015-16	Paul Millsap	237
2016-17	Dwight Howard	203
2017-18	John Collins	215
2018-19	Dewayne Dedmon	214
2019-20	De'Andre Hunter	182

MOST DISQUALIFICATIONS

1968-69	Zelmo Beaty	7
1969-70	Bill Bridges	6
1970-71	Bill Bridges	7
1971-72	Don Adams	5
1972-73	George Trapp	11
1973-74	John Brown	10
1974-75	Mike Sojourner	10
1975-76	John Drew	11
1976-77	Joe C. Meriweather	21
1977-78	John Brown	18
1978-79	Wayne Rollins, John Drew	19
1979-80	Wayne Rollins	12
1980-81	Steve Hawes	13
1981-82	John Drew	6
1982-83	Wayne Rollins	10
1983-84	Wayne Rollins	9
1984-85	Glenn Rivers	7
1985-86	Jon Koncak	10
1986-87	Glenn Rivers	5
1987-88	Antoine Carr	7
1988-89	Glenn Rivers	6
1989-90	Koncak, Carr, Willis	4
1990-91	Duane Ferrell	3
1991-92	Paul Graham	3
1992-93	Jon Koncak	6
1993-94	Kevin Willis, Andrew Lang	2
1994-95	Andrew Lang	4
1995-96	Christian Laettner	7
1996-97	Christian Laettner	8
1997-98	Christian Laettner	6
1998-99	Dikembe Mutombo, Steve Smith	2
1999-00	Henderson, Mutombo, Rider, Wright	3
2000-01	Chris Crawford, Hanno Mottola	3
2001-02	Hanno Mottola	5
2002-03	Theo Ratliff	3
2003-04	Chris Crawford	4
2004-05	Tony Delk	3
2005-06	Zaza Pachulia	6
2006-07	Pachulia, Smith, Wright	4
2007-08	Josh Smith	6
2008-09	Evans, Pachulia, Smith	1
2009-10	Randolph Morris, Zaza Pachulia	2
2010-11	Kirk Hinrich	2
2011-12	Josh Smith	3
2012-13	Al Horford	2
2013-14	Paul Millsap	3
2014-15	DeMarre Carroll/Kyle Korver	1
2015-16	Bazemore/Millsap/Teague	2
2016-17	Kent Bazemore/Dwight Howard	2
2017-18	John Collins	4
2018-19	Dewayne Dedmon	6
2019-20	John Collins/Damian Jones	3

HAWKS YEARLY LEADERS, CONT.

MOST STEALS

1973-74	Lou Hudson	160
1974-75	John Drew	119
1975-76	John Drew	138
1976-77	Ken Charles	141
1977-78	Armond Hill	151
1978-79	John Drew	128
1979-80	Eddie Johnson	120
1980-81	Eddie Johnson	126
1981-82	Eddie Johnson	102
1982-83	Dominique Wilkins	84
1983-84	Glenn Rivers	127
1984-85	Glenn Rivers	163
1985-86	Dominique Wilkins	138
1986-87	Glenn Rivers	171
1987-88	Glenn Rivers	140
1988-89	Glenn Rivers	181
1989-90	Dominique Wilkins	126
1990-91	Glenn Rivers	148
1991-92	Stacey Augmon	124
1992-93	Mookie Blaylock	203
1993-94	Mookie Blaylcok	212
1994-95	Mookie Blaylock	200
1995-96	Mookie Blaylock	212
1996-97	Mookie Blaylock	212
1997-98	Mookie Blaylock	183
1998-99	Mookie Blaylock	99
1999-00	Jason Terry	90
2000-01	Jason Terry	104
2001-02	Jason Terry	144
2002-03	Jason Terry	126
2003-04	Stephen Jackson	142
2004-05	Al Harrington	85
2005-06	Joe Johnson	103
2006-07	Josh Smith	101
2007-08	Josh Smith	123
2008-09	Mike Bibby	98
2009-10	Josh Smith	130
2010-11	Josh Smith	99
2011-12	Jeff Teague	106
2012-13	Jeff Teague	117
2013-14	Paul Millsap	129
2014-15	Paul Millsap	130
2015-16	Paul Millsap	147
2016-17	Thabo Sefolosha	96
2017-18	Kent Bazemore	100
2018-19	DeAndre' Bembry	105
2019-20	Trae Young	65

MOST BLOCKED SHOTS

1973-74	Jim Washington	74
1974-75	Mike Sojourner	57
1975-76	Dwight Jones	61
1976-77	Joe C. Meriweather	82
1977-78	Wayne Rollins	218
1978-79	Wayne Rollins	254
1979-80	Wayne Rollins	244
1980-81	Dan Roundfield	119
1981-82	Wayne Rollins	224
1982-83	Wayne Rollins	343
1983-84	Wayne Rollins	277
1984-85	Wayne Rollins	167
1985-86	Wayne Rollins	167
1986-87	Wayne Rollins	140
1987-88	Wayne Rollins	132
1988-89	Moses Malone	100
1989-90	Moses Malone	84
1990-91	Dominique Wilkins	65
1991-92	Jon Koncak	67
1992-93	Jon Koncak	100
1993-94	Jon Koncak	125
1994-95	Andrew Lang	144
1995-96	Christian Laettner	71
1996-97	Dikembe Mutombo	264
1997-98	Dikembe Mutombo	277
1998-99	Dikembe Mutombo	147
1999-00	Dikembe Mutombo	269
2000-01	Dikembe Mutombo	137
2001-02	Shareef Abdur-Rahim	81
2002-03	Theo Ratliff	262
2003-04	Theo Ratliff	166
2004-05	Josh Smith	144

MOST BLOCKED SHOTS (CONT.)

2005-06	Josh Smith	208
2006-07	Josh Smith	207
2007-08	Josh Smith	227
2008-09	Josh Smith	111
2009-10	Josh Smith	172
2010-11	Josh Smith	120
2011-12	Josh Smith	115
2012-13	Josh Smith	136
2013-14	Elton Brand	88
2014-15	Al Horford	98
2015-16	Paul Millsap	139
2016-17	Dwight Howard	92
2017-18	John Collins	80
2018-19	Dewayne Dedmon	71
2019-20	John Collins	66

MOST POINTS

1968-69	Lou Hudson	1770
1969-70	Lou Hudson	2031
1970-71	Lou Hudson	2039
1971-72	Lou Hudson	1899
1972-73	Pete Maravich	2063
1973-74	Pete Maravich	2107
1974-75	John Drew	1442
1975-76	John Drew	1660
1976-77	John Drew	1790
1977-78	John Drew	1623
1978-79	John Drew	1795
1979-80	John Drew	1559
1980-81	John Drew	1454
1981-82	John Drew	1298
1982-83	Dan Roundfield	1464
1983-84	Dominique Wilkins	1750
1984-85	Dominique Wilkins	2217
1985-86	Dominique Wilkins	2366
1986-87	Dominique Wilkins	2294
1987-88	Dominique Wilkins	2397
1988-89	Dominique Wilkins	2099
1989-90	Dominique Wilkins	2138
1990-91	Dominique Wilkins	2101
1991-92	Kevin Willis	1480
1992-93	Dominique Wilkins	2121
1993-94	Kevin Willis	1531
1994-95	Mookie Blaylock	1373
1995-96	Steve Smith	1446
1996-97	Christian Laettner	1486
1997-98	Steve Smith	1464
1998-99	Steve Smith	672
1999-00	Jim Jackson	1317
2000-01	Jason Terry	1619
2001-02	Shareef Abdur-Rahim	1636
2002-03	Shareef Abdur-Rahim	1608
2003-04	Stephen Jackson	1450
2004-05	Josh Childress	807
2005-06	Joe Johnson	1653
2006-07	Joe Johnson	1426
2007-08	Joe Johnson	1779
2008-09	Joe Johnson	1688
2009-10	Joe Johnson	1619
2010-11	Joe Johnson	1312
2011-12	Josh Smith	1239
2012-13	Josh Smith	1327
2013-14	Paul Millsap	1328
2014-15	Paul Millsap	1218
2015-16	Paul Millsap	1385
2016-17	Dennis Schröder	1414
2017-18	Dennis Schröder	1301
2018-19	Trae Young	1549
2019-20	Trae Young	1778

SCORING AVERAGE

(MINIMUM 70 GAMES OR 1400 POINTS, 57 GAMES OR 1127 POINTS IN 2011-12)

1968-69	Lou Hudson	21.9
1969-70	Lou Hudson	25.4
1970-71	Lou Hudson	26.8
1971-72	Lou Hudson	24.7
1972-73	Lou Hudson	27.1
1973-74	Pete Maravich	27.7

HAWKS YEARLY LEADERS, CONT.

SCORING AVERAGE (CONT.)

1974-75	John Drew	18.5
1975-76	John Drew	21.6
1976-77	John Drew	24.2
1977-78	John Drew	23.2
1978-79	John Drew	22.7
1979-80	John Drew	19.5
1980-81	John Drew	21.7
1981-82	Dan Roundfield	18.6
1982-83	Dan Roundfield	19.0
1983-84	Dominique Wilkins	21.6
1984-85	Dominique Wilkins	27.4
1985-86	Dominique Wilkins	30.3
1986-87	Dominique Wilkins	29.0
1987-88	Dominique Wilkins	30.7
1988-89	Dominique Wilkins	26.2
1989-90	Dominique Wilkins	26.7
1990-91	Dominique Wilkins	25.9
1991-92	Kevin Willis	18.3
1992-93	Dominique Wilkins	29.9
1993-94	Kevin Willis	19.1
1994-95	Mookie Blaylock	17.2
1995-96	Steve Smith	18.1
1996-97	Steve Smith	20.1
1997-98	Steve Smith	20.1
1998-99	Steve Smith	18.7
1999-00	Jim Jackson	16.7
2000-01	Jason Terry	19.7
2001-02	Shareef Abdur-Rahim	21.2
2002-03	Glenn Robinson	20.8
2003-04	Stephen Jackson	18.1
2004-05	Josh Childress	10.1
2005-06	Joe Johnson	20.2
2006-07	Joe Johnson	25.0
2007-08	Joe Johnson	21.7
2008-09	Joe Johnson	21.4
2009-10	Joe Johnson	21.3
2010-11	Joe Johnson	18.2
2011-12	Joe Johnson/Josh Smith	18.8
2012-13	Josh Smith	17.5
2013-14	Paul Millsap	17.9
2014-15	Paul Millsap	16.7
2015-16	Paul Millsap	17.1
2016-17	Paul Millsap	18.1
2017-18	Dennis Schröder	19.4
2018-19	John Collins	19.5
2019-20	Trae Young	29.6



Bruno Fernando

HAWKS INDIVIDUAL RECORDS (*) NBA Record

Category	Player	Opponent	Years/Date
MOST POINTS			
Career.....23,292	Dominique Wilkins		1982-94
Season.....2,397	Dominique Wilkins		1987-88
Game.....57	Dominique Wilkins	vs. Chicago	12-10-86
	Dominique Wilkins	vs. New Jersey	4-10-86
	Lou Hudson	vs. Chicago at Auburn, AL	11-10-69
	Bob Pettit	at Detroit	2-18-61
Half.....36	Dominique Wilkins	vs. Sacramento	2-16-88
Quarter.....28	Dominique Wilkins	vs. Sacramento	2-16-88
Overtime.....13	Steve Smith	vs. Washington	1-24-97
(most pts in a single OT session)	Joe Caldwell	vs. Cincinnati	2-18-70
HIGHEST SCORING AVERAGE			
Career.....26.4	Dominique Wilkins		1982-94
26.4	Bob Pettit		1954-65
Season.....30.7	Dominique Wilkins		1987-88
MOST FIELD GOALS MADE			
Career.....8,752	Dominique Wilkins		1982-94
Season.....909	Dominique Wilkins		1987-88
Game.....25	Lou Hudson	vs. Chicago at Auburn, AL	11-10-69
	Bob Pettit	at Detroit	2-08-61
Half.....15	Lou Hudson	vs. Chicago at Auburn, AL	11-10-69
	John Drew	vs. Denver	12-20-78
Quarter.....12	Cliff Hagan	at New York	2-04-58
MOST FIELD GOALS ATTEMPTED			
Career.....18,743	Dominique Wilkins		1982-94
Season.....1,957	Dominique Wilkins		1987-88
Game.....43	Bob Pettit	at Philadelphia	12-06-61
Half.....30	Bob Pettit	at Philadelphia	12-06-61
Quarter.....19	Bob Pettit	at Philadelphia	12-06-61
HIGHEST FIELD GOAL PERCENTAGE			
Career (MIN 500 FGM)..... .571	John Collins		2017-
Season..... .633	Dwight Howard		2016-17
MOST 3-POINT FIELD GOALS MADE			
Career.....1,050	Mookie Blaylock		1992-99
Season.....231	Mookie Blaylock		1995-96
Game.....9	Steve Smith	vs. Seattle	3-14-97
Half.....8	Kyle Korver	vs. Boston	1-25-13
Quarter..... 7	Henry James	vs. New Jersey	4-15-97
	Steve Smith	vs. Seattle	3-14-97
MOST 3-POINT FIELD GOALS ATTEMPTED			
Career.....3,023	Mookie Blaylock		1992-99
Season.....623	Mookie Blaylock		1995-96
Game.....18	Taurean Prince	vs. Philadelphia	4-10-18
Half.....11	Mookie Blaylock	vs. Cleveland	3-01-96
Quarter.....9	Henry James	vs. New Jersey	4-15-97
MOST FREE THROWS MADE			
Career.....6,182	Bob Pettit		1954-65
Season.....607	Dominique Wilkins		1986-87
Game.....23	Dominique Wilkins	vs. Chicago	12-08-92
Half.....16	Marvin Williams	at Charlotte	2-06-09
16	Pete Maravich	at Chicago	1-09-73
Quarter..... 14	Pete Maravich	vs. Buffalo	11-28-73

HAWKS INDIVIDUAL RECORDS, CONT. (*) NBA Record

Category	Player	Opponent	Years/Date
MOST FREE THROWS ATTEMPTED			
Career.....8,119	Bob Pettit		1954-65
Season.....901	Bob Pettit		1961-62
Game.....28	John Drew	at Phoenix	4-05-77
Half.....18	John Drew	at Phoenix	2-09-78
	John Drew	at Phoenix	4-05-77
Quarter..... 16	Pete Maravich	at Chicago	1-02-73
CONSECUTIVE FREE THROWS MADE			
Season.....50	Kyle Korver		2014-15
Game.....(*non-OT game) 23	Dominique Wilkins	vs. Chicago	12-08-92
HIGHEST FREE THROW PERCENTAGE			
Career (MIN 300 FTM)..... .887	Kyle Korver		2012-17
Season (MIN 100 FTM)..... .927	Marco Belinelli		2017-18
MOST REBOUNDS			
Career.....12,849	Bob Pettit		1954-65
Season.....1,540	Bob Pettit	(with St. Louis)	1960-61
1,258	Kevin Willis	(with Atlanta)	1991-92
Game.....35	Bob Pettit	vs. Cincinnati	3-02-58
	Bob Pettit	vs. Minneapolis at New York	1-04-56
Half.....21	Bob Pettit	vs. Cincinnati	3-02-58
Quarter.....15	Zelmo Beaty	vs. Boston	2-14-69
MOST OFFENSIVE REBOUNDS			
Career.....2,615	Kevin Willis		1984-94, 2004-05
Season.....418	Kevin Willis		1991-92
Game.....16	Kevin Willis	vs. Washington	2-19-92
16	Walt Bellamy	vs. Buffalo	12-11-73
Half.....11	Kevin Willis	vs. Washington	2-19-92
Quarter.....7	Gustavo Ayon	at Boston	12-31-13
7	Zaza Pachulia	at Milwaukee	2-23-13
MOST DEFENSIVE REBOUNDS			
Career.....4,717	Kevin Willis		1984-94, 2004-05
Season.....853	Dikembe Mutombo		1999-00
Game.....20	Dikembe Mutombo	vs. Orlando	1-06-01
20	Kevin Willis	vs. Dallas	12-03-91
Half.....15	Kevin Willis	vs. Seattle	2-03-92
Quarter.....12	Kevin Willis	vs. Seattle	2-03-92
HIGHEST REBOUNDING AVERAGE			
Career.....16.2	Bob Pettit		1954-65
Season.....20.3	Bob Pettit		1960-61
MOST ASSISTS			
Career.....3,866	Glenn Rivers		1983-91
Season.....823	Glenn Rivers		1986-87
Game.....23	Mookie Blaylock	vs. Utah	3-06-93
Half.....16	Glenn Rivers	vs. Phoenix	3-08-88
Quarter.....11	John McCarthy	vs. Detroit	3-08-60
HIGHEST ASSISTS AVERAGE			
Career (MIN 1000 AST).....8.6	Trae Young		2018-
Season.....10.0	Glenn Rivers		1986-87
MOST STEALS			
Career.....1,321	Mookie Blaylock		1992-99
Season.....212	Mookie Blaylock		1993-94, 1995-96, 1996-97
Game.....10	Mookie Blaylock	vs. Philadelphia	4-14-98
Half.....7	Mookie Blaylock	vs. Minnesota	3-01-94
Quarter.....6	Mookie Blaylock	vs. Minnesota	3-01-94

HAWKS INDIVIDUAL RECORDS, CONT. (*) NBA Record

Category		Player	Opponent	Years/Date
MOST BLOCKED SHOTS				
Career	2,283	Wayne Rollins		1977-88
Season	343	Wayne Rollins		1982-83
Game	12	Wayne Rollins	vs. Portland	2-21-79
Half	8	Josh Smith	vs. Philadelphia	2-04-08
	8	Wayne Rollins	vs. Cleveland	3-29-83
Quarter	6	Josh Smith	vs. Philadelphia	2-04-08
	6	Antoine Carr	vs. New York	3-11-88
	6	Wayne Rollins	vs. New Jersey	12-03-82
MOST TURNOVERS				
Career	2,286	Dominique Wilkins		1982-95
Season	267	Joe Johnson		2005-06
Game	(*) 14	John Drew	at New Jersey	3-01-78
Half	9	John Drew	at New Jersey	3-01-78
Quarter	6	Trae Young	at Houston	3-19-19
	6	Joe Johnson	at Philadelphia	3-22-06
	6	John Drew	at New Jersey	3-01-78
MOST MINUTES PLAYED				
Career	32,545	Dominique Wilkins		1982-94
Season	3,343	Joe Johnson		2007-08
MOST GAMES PLAYED				
Career	882	Dominique Wilkins		1982-95
Season	82	achieved 61 times		
MOST PERSONAL FOULS				
Career	2,924	Wayne Rollins		1977-88
Season	366	Bill Bridges		1967-68
Game	(*) 8	Don Otten	Tri-Cities at Sheboygen	11-24-49
MOST DISQUALIFICATIONS				
Career	88	Wayne Rollins		1977-88
Season	21	Joe C. Meriweather		1976-77

TEAM RECORDS (*) NBA Record

Category		Opponent	Years/Date
MOST POINTS			
Season	9,646		1969-70
Game	155	at San Diego	2-11-70
	155	vs. New York	1-24-60
Half	97	at San Diego	2-11-70
Quarter	54	at San Diego	2-11-70
Overtime (in a single OT)	20	at Detroit	1-27-12
	20	vs. Toronto	4-02-08
MOST FIELD GOALS MADE			
Season	3,817		1969-70
Game	65	vs. Detroit	12-06-60
Half	40	at San Antonio	11-27-79
Quarter	23	vs. Detroit	12-06-60
MOST FIELD GOALS ATTEMPTED			
Season	8,003		1972-73
Game	134	at Philadelphia	12-06-61
Half	68	vs. Chicago	10-28-61
Quarter	36	vs. New York	1-24-60

Category		Opponent	Years/Date
HIGHEST SCORING AVERAGE			
Season	117.6		1969-70
HIGHEST FIELD GOAL PCT.			
Season	.490		
MOST FREE THROWS MADE			
1985-86			
Season	2,120		1970-71
Game	49	vs. Detroit	3-07-59
Half	31	vs. New York	12-14-57
Quarter	(*) 26	at Milwaukee	3-03-91
MOST FREE THROWS ATTEMPTED			
Season	2,975		1970-71
Game	64	vs. Boston	2-15-70
Half	40	at Phoenix	2-09-78
HIGHEST FREE THROW PCT.			
Quarter	29	vs. Syracuse	12-21-57
Season	.800		1988-89

TEAM RECORDS, CONT. (*) NBA Record

Category		Opponent	Years/Date
MOST 3-PT. FIELD GOALS MADE			
Season	1067		2018-19
Game	22	three times	
Half	13	four times	
Quarter	10	two times	
MOST 3-PT. FIELD GOALS ATTEMPTED			
Season	3,034		2018-19
Game	61	vs. Milwaukee	3-31-19
Half	32	vs. Milwaukee	3-31-19
Quarter	17	five times	
MOST REBOUNDS			
Season	4,599		1968-69
Game	102	vs. New York	12-14-57
Half	55	vs. New York	12-14-57
Quarter	35	vs. New York	12-14-57
MOST OFFENSIVE REBOUNDS**			
Season	1,441		1974-75
Game	36	at Buffalo	11-13-73
Half	22	vs. New York	1-03-87
Quarter	12	vs. Cleveland	2-04-79
MOST DEFENSIVE REBOUNDS**			
Season	2,825		2018-19
Game	50	vs. Chicago	3-01-19
Half	28	vs. Cleveland	2-29-80
Quarter	16	two times	
MOST ASSISTS			
Season	2,846		1980-81
Game	47	vs. New York	1-24-60
Half	34	at Washington	3-05-75
Quarter	25	at San Diego	2-11-70
MOST PERSONAL FOULS			
Season	2,470		1977-78
MOST DISQUALIFICATIONS			
Season	80		1977-78
Game	5	at Utah	2-19-86
MOST STEALS**			
Season	916		1977-78
Game	23	at Philadelphia	4-09-97
Half	14	at Philadelphia	4-09-97
		at Philadelphia	1-19-77
Quarter	8	vs. Indiana	3-06-92
MOST BLOCKED SHOTS**			
Season	665		1982-83
Game	19	vs. Chicago	11-23-82
Half	12	vs. New York	3-11-88
Quarter	9	vs. New York	3-11-88

Category		Opponent	Years/Date
MOST TURNOVERS**			
Season	1,523		1978-79
Game	40	vs. Chicago	10-23-68
Half	20	vs. Detroit	1-04-78
Quarter	13	at New Orleans	11-29-03
FEWEST POINTS			
Season	4,315		1998-99
Game	57	Milwaukee vs. Boston at Providence, R.I.	2-27-55
	ATL-era 58	at Chicago	1-14-13
First Half	20	at Chicago	1-14-13
Second Half	25	vs. New Orleans	1-21-11
	25	vs. Orlando	11-26-09
	25	vs. Cleveland	11-09-04
First Quarter	7	at L.A. Lakers	1-09-04
Second Quarter	5	at Chicago	1-14-13
Third Quarter	8	at Chicago	2-20-07
		vs. Minnesota	12-06-07
Fourth Quarter	8	at Cleveland	1-05-05
		at Golden State	11-05-03
		vs. Minnesota	3-01-94
Overtime	0	vs. Miami (3rd OT)	1-05-12
LOWEST SCORING AVERAGE			
Season	86.3		1998-99
FEWEST FIELD GOALS MADE			
Season	1,539		1998-99
Game	20	at Cleveland	4-10-99
FEWEST FIELD GOALS ATTEMPTED			
Season	3,760		1998-99
Game	57	vs. Cleveland	3-04-97
LOWEST FIELD GOAL PERCENTAGE			
Season	.409		1998-99
FEWEST FREE THROWS MADE			
Season	1,025		2011-12
Game	(*)1	vs. Orlando	4-01-18
FEWEST FREE THROWS ATTEMPTED			
Season	1,385		2011-12
Game	1	vs. Orlando	4-01-18
LOWEST FREE THROW PERCENTAGE			
Season	.686		1951-52, 1952-53
FEWEST REBOUNDS			
Season	2,175		1998-99
Game	21	at Milwaukee	3-06-00

**Statistics in these areas were not kept prior to 1973-74. For the top team season highs and lows in every category, see pg. 106.

TEAM RECORDS, CONT. (*) NBA Record

Category	Opponent	Years/Date
FEWEST OFFENSIVE REBOUNDS**		
Season 652		2011-12
FEWEST DEFENSIVE REBOUNDS**		
Season 1,499		1998-99
FEWEST ASSISTS		
Season 782		1998-99
Game..... 5	vs. New York	4-28-99
FEWEST PERSONAL FOULS		
Season 987		1998-99

Category	Opponent	Years/Date
FEWEST DISQUALIFICATIONS		
Season 2		2014-15
FEWEST STEALS**		
Season 346		1998-99
Game..... 0	three times	
FEWEST BLOCKED SHOTS**		
Season 33		1973-74
Game..... 0	many times, most recently: at Detroit (3-31-15)	

**Statistics in these areas were not kept prior to 1973-74. For the top three team season highs and lows in every category, see pg. 102.

ALL-TIME CAREER LEADERS *all St. Louis years @ years spent in St. Louis/Atlanta

GAMES PLAYED

	Dominique Wilkins	882	1982-94
	Wayne Rollins	814	1977-88
*	Bob Pettit	792	1954-65
	Kevin Willis	753	1984-94, 04-05
*	Cliff Hagan	745	1956-66
@	Lou Hudson	730	1968-77
	Jon Koncak	717	1985-95
@	Bill Bridges	683	1962-71
	Josh Smith	676	2004-13
	Eddie Johnson	619	1977-86

MINUTES PLAYED

	Dominique Wilkins	32,545	1982-94
*	Bob Pettit	30,590	1954-65
@	Lou Hudson	25,825	1968-77
@	Bill Bridges	23,574	1962-71
	Josh Smith	23,078	2004-13
	Kevin Willis	22,588	1984-94, 04-05
*	Cliff Hagan	21,731	1956-66
	Wayne Rollins	20,763	1977-88
	Joe Johnson	19,733	2005-12
*	Lenny Wilkens	19,552	1960-68

AVERAGE MINUTES (MIN. 100 GMS)

*	Mel Hutchins	40.2	1951-53
	Joe Johnson	38.8	2005-12
*	Bob Pettit	38.8	1954-65
	Shareef Abdur-Rahim	38.0	2001-04
	Al Harrington	37.5	2004-06
	Pete Maravich	37.2	1970-74
	Mookie Blaylock	37.1	1992-99
	Dominique Wilkins	36.9	1982-94
	Steve Smith	36.7	1994-99
	Dikembe Mutombo	36.2	1996-01

TOTAL POINTS

	Dominique Wilkins	23,292	1982-94
*	Bob Pettit	20,880	1954-65
@	Lou Hudson	16,049	1968-77

TOTAL POINTS (cont.)

*	Cliff Hagan	13,447	1956-66
	John Drew	12,621	1974-82
	Joe Johnson	10,606	2005-12
	Kevin Willis	10,582	1984-94, 04-05
	Josh Smith	10,371	2004-13
	Eddie Johnson	9,631	1977-86
@	Zelmo Beaty	8,727	1962-69

SCORING AVERAGE (MIN. 100 GMS)

	Dominique Wilkins	26.4	1982-94
*	Bob Pettit	26.4	1954-65
	Pete Maravich	24.3	1970-74
	Trae Young	23.6	2018-
@	Lou Hudson	22.0	1968-77
	John Drew	21.2	1974-82
	Joe Johnson	20.9	2005-12
	Shareef Abdur-Rahim	20.4	2001-04
*	Clyde Lovellette	19.3	1958-62
	Steve Smith	18.6	1994-99

FIELD GOALS MADE

	Dominique Wilkins	8,752	1982-94
*	Bob Pettit	7,349	1954-65
@	Lou Hudson	6,570	1968-77
*	Cliff Hagan	5,239	1956-66
	John Drew	4,545	1974-82
	Kevin Willis	4,382	1984-94, 04-05
	Josh Smith	4,030	2004-13
	Joe Johnson	4,007	2005-12
	Eddie Johnson	3,801	1977-86
	Al Horford	3,544	2007-16

FIELD GOALS ATTEMPTED

	Dominique Wilkins	18,743	1982-94
*	Bob Pettit	16,872	1954-65
@	Lou Hudson	13,501	1968-77
*	Cliff Hagan	11,630	1956-66
	John Drew	9,660	1974-82
	Joe Johnson	8,929	2005-12
	Kevin Willis	8,707	1984-94, 04-05
	Josh Smith	8,674	2004-13
	Eddie Johnson	7,957	1977-86
@	Bill Bridges	7,490	1962-71

ALL-TIME CAREER LEADERS *all St. Louis years @ years spent in St. Louis/Atlanta

FIELD GOAL PCT. (Minimum 500 FGM)

John Collins	.571	2017-
Mike Glenn	.553	1981-85
Al Horford	.535	2007-16
Dikembe Mutombo	.529	1996-01
Wayne Rollins	.529	1977-88
Cliff Levingston	.528	1984-90
Josh Childress	.522	2004-08
Antoine Carr	.516	1984-90
Walt Bellamy	.508	1969-74
Rory Sparrow	.507	1981-83

MOST 3-PT. FIELD GOALS MADE

Mookie Blaylock	1,050	1992-99
Joe Johnson	908	2005-12
Kyle Korver	818	2012-17
Jason Terry	648	1999-04
Steve Smith	549	1994-99
Dominique Wilkins	500	1982-94
Mike Bibby	475	2008-11
Kent Bazemore	453	2014-19
Jeff Teague	430	2009-16, 2020
Trae Young	361	2018-

MOST 3-PT. FIELD GOALS ATTEMPTED

Mookie Blaylock	3,023	1992-99
Joe Johnson	2,502	2005-12
Kyle Korver	1,811	2012-17
Jason Terry	1,767	1999-04
Steve Smith	1,630	1994-99
Dominique Wilkins	1,587	1982-94
Kent Bazemore	1,277	2014-19
Jeff Teague	1,213	2009-16, 2020
Mike Bibby	1,195	2008-11
Trae Young	1,050	2018-

MOST FREE THROWS MADE

*	Bob Pettit	6,182	1954-65
	Dominique Wilkins	5,288	1982-94
	John Drew	3,527	1974-82
*	Cliff Hagan	2,969	1956-66
@	Lou Hudson	2,909	1968-77
*	Lenny Wilkens	2,633	1960-68
*	Zelmo Beaty	2,207	1962-69
@	Bill Bridges	2,147	1962-71
	Josh Smith	2,044	2004-13
	Glenn Rivers	2,008	1983-91

MOST FREE THROWS ATTEMPTED

*	Bob Pettit	8,119	1954-65
	Dominique Wilkins	6,506	1982-94
	John Drew	4,743	1974-82
*	Cliff Hagan	3,722	1956-66
@	Lou Hudson	3,659	1968-77
*	Lenny Wilkens	3,478	1960-68
	Josh Smith	3,125	2004-13
@	Bill Bridges	3,099	1962-71
@	Zelmo Beaty	2,952	1962-69
	Kevin Willis	2,570	1984-94, 2004-05

HIGHEST FREE THROW PCT

(Minimum 200 FTM)

Kyle Korver	.887	2012-17
Salim Stoudamire	.882	2005-08
Glenn Robinson	.876	2002-03
Jim Jackson	.872	1999-00
Tyronn Lue	.870	2004-08
Lou Williams	.857	2012-14
Jamal Crawford	.856	2009-11
Reggie Theus	.851	1988-89
Trae Young	.847	2018-
Jason Terry	.845	1999-04

TOTAL REBOUNDS

*	Bob Pettit	12,849	1954-65
@	Bill Bridges	8,656	1962-71
	Kevin Willis	7,332	1984-94, 2004-05
	Dominique Wilkins	6,119	1982-94
	Wayne Rollins	5,994	1977-88
@	Zelmo Beaty	5,622	1962-69
	Josh Smith	5,407	2004-13
	Al Horford	5,144	2007-16
*	Cliff Hagan	5,116	1956-66
	Dan Roundfield	4,658	1978-84

MOST OFFENSIVE REBOUNDS

	Kevin Willis	2,615	1984-94, 2004-05
	Dominique Wilkins	2,531	1982-94
	Wayne Rollins	1,902	1977-88
	John Drew	1,878	1974-82
	Dan Roundfield	1,542	1978-84
	Josh Smith	1,409	2004-13
	Al Horford	1,377	2007-16
	Zaza Pachulia	1,247	2005-13
	Dikembe Mutombo	1,228	1996-01
	Cliff Levingston	1,177	1984-90

MOST DEFENSIVE REBOUNDS

	Kevin Willis	4,717	1984-94, 2004-05
	Wayne Rollins	4,092	1977-88
	Josh Smith	3,998	2004-13
	Al Horford	3,767	2007-16
	Dominique Wilkins	3,588	1982-94
	Dan Roundfield	3,116	1978-84
	Dikembe Mutombo	3,093	1996-01
	Jon Koncak	2,583	1985-95
	John Drew	2,555	1974-82
	Steve Hawes	2,244	1976-83

REBOUNDING AVERAGE (Minimum 100 games)

*	Bob Pettit	16.2	1954-65
@	Bill Bridges	12.7	1962-71
	Dikembe Mutombo	12.6	1996-01
	Walt Bellamy	12.2	1969-74
*	Mel Hutchins	11.6	1951-53
@	Zelmo Beaty	11.2	1962-69
	Dan Roundfield	10.7	1978-84
	Moses Malone	10.0	1988-91
	Kevin Willis	9.7	1984-94, 2004-05
*	Clyde Lovellette	9.6	1958-62

MOST ASSISTS

	Glenn Rivers	3,866	1983-91
	Mookie Blaylock	3,764	1992-99
	Eddie Johnson	3,207	1977-86
*	Lenny Wilkens	3,049	1960-68
	Jeff Teague	2,771	2009-16, 2020
	Joe Johnson	2,653	2005-12
*	Bob Pettit	2,369	1954-65
	Dominique Wilkins	2,321	1982-94
*	Cliff Hagan	2,242	1956-66
	Jason Terry	2,230	1999-04

ALL-TIME CAREER LEADERS, CONT. *all St. Louis years @ years spent in St. Louis/Atlanta

MOST STEALS

Mookie Blaylock	1,321	1992-99
Dominique Wilkins	1,245	1982-94
Glenn Rivers	1,166	1983-91
John Drew	859	1974-82
Josh Smith	857	2004-13
Eddie Johnson	741	1977-86
Jeff Teague	632	2009-16, 2020
Jason Terry	588	1999-04
Kevin Willis	581	1984-94, 2004-05
Stacey Augmon	570	1991-96

MOST PERSONAL FOULS

Wayne Rollins	2,924	1977-88
@ Bill Bridges	2,575	1962-71
* Cliff Hagan	2,547	1956-66
* Bob Pettit	2,526	1954-65
Kevin Willis	2,364	1984-94, 2004-05
Jon Koncak	2,248	1985-95
John Drew	2,216	1974-82
@ Lou Hudson	2,110	1968-77
@ Zelmo Beaty	2,002	1962-69
Josh Smith	1,915	2004-13

MOST BLOCKED SHOTS

Wayne Rollins	2,283	1977-88
Josh Smith	1,440	2004-13
Dikembe Mutombo	1,094	1996-01
Jon Koncak	747	1985-95
Dan Roundfield	716	1978-84
Al Horford	697	2007-16
Dominique Wilkins	588	1982-94
Theo Ratliff	436	2001-04
Kevin Willis	425	1984-94, 2004-05
Cliff Levingston	371	1984-90

MOST DISQUALIFICATIONS

Wayne Rollins	88	1977-88
John Drew	76	1974-82
* Charles Share	74	1953-60
@ Zelmo Beaty	65	1962-69
@ Bill Bridges	61	1962-71
John Brown	49	1973-80
Armond Hill	39	1976-84
* Lenny Wilkens	38	1960-68
Jon Koncak	37	1985-95
Dan Roundfield	36	1978-84

ALL-TIME SEASON LEADERS * St. Louis Hawks players

GAMES PLAYED

* Zelmo Beaty	82	1967-68
Bill Bridges	82	1969-70
Joe Caldwell	82	1969-70
Walt Hazzard	82	1969-70
Jim Davis	82	1969-70
Walt Hazzard	82	1970-71
Walt Bellamy	82	1970-71
Bill Bridges	82	1970-71
Walt Bellamy	82	1971-72
Herm Gilliam	82	1971-72
Ken Charles	82	1976-77
Armond Hill	82	1977-78
Ollie Johnson	82	1977-78
Armond Hill	82	1978-79
Tom McMillen	82	1978-79
Steve Hawes	82	1979-80
Wayne Rollins	82	1979-80
Jack Givens	82	1979-80
Rory Sparrow	82	1981-82
Dominique Wilkins	82	1982-83
Kevin Willis	82	1984-85
Kevin Willis	82	1985-86
Jon Koncak	82	1985-86
Jon Koncak	82	1986-87
Cliff Levingston	82	1986-87
Glenn Rivers	82	1986-87
Cliff Levingston	82	1987-88
Anthony Webb	82	1987-88
Randy Wittman	82	1987-88
John Battle	82	1988-89
Reggie Theus	82	1988-89
Anthony Webb	82	1989-90
Moses Malone	82	1990-91
Stacey Augmon	82	1991-92
Duane Ferrell	82	1992-93
Adam Keefe	82	1992-93
Stacey Augmon	82	1993-94
Craig Ehlo	82	1993-94
Jon Koncak	82	1993-94
Andrew Lang	82	1993-94

GAMES PLAYED (cont.)

Ennis Whatley	82	1993-94
Andrew Lang	82	1994-95
Grant Long	82	1995-96
Christian Laettner	82	1996-97
Dikembe Mutombo	82	1997-98
Alan Henderson	82	1999-00
Dikembe Mutombo	82	1999-00
Jason Terry	82	2000-01
Nazr Mohammed	82	2001-02
Hanno Möttölä	82	2001-02
Jacque Vaughn	82	2001-02
Alan Henderson	82	2002-03
Joe Johnson	82	2005-06
Joe Johnson	82	2007-08
Al Horford	82	2015-16
Taurean Prince	82	2017-18
DeAndre' Bembry	82	2018-19

MOST MINUTES PLAYED

Joe Johnson	3,343	2007-08
Joe Johnson	3,340	2005-06
*Bob Pettit	3,296	1963-64
*Bob Pettit	3,282	1961-62
Bill Bridges	3,269	1969-70
*Bill Bridges	3,197	1967-68
Walt Bellamy	3,187	1971-72
Lenny Wilkens	3,169	1967-68
Bill Bridges	3,140	1970-71
Christian Laettner	3,140	1996-97

ALL-TIME SEASON LEADERS, CONT. * St. Louis Hawks players

TOTAL POINTS

* Bob Pettit	2,429	1961-62
Dominique Wilkins	2,397	1987-88
Dominique Wilkins	2,366	1985-86
Dominique Wilkins	2,294	1986-87
* Bob Pettit	2,241	1962-63
Dominique Wilkins	2,217	1984-85
* Bob Pettit	2,190	1963-64
Dominique Wilkins	2,138	1989-90
Dominique Wilkins	2,121	1992-93
* Bob Pettit	2,120	1960-61

HIGHEST FG PERCENTAGE (Minimum 200 FGM)

Dwight Howard	.633	2016-17
Mike Glenn	.588	1984-85
Wayne Rollins	.584	1981-82
John Collins	.583	2019-20
John Collins	.576	2017-18
Josh Childress	.571	2007-08
Al Horford	.567	2013-14
John Collins	.560	2018-19
Mike Glenn	.563	1983-84
Dikembe Mutombo	.562	1999-00
Wayne Rollins	.558	1979-80

SCORING AVERAGE

* Bob Pettit	31.1	1961-62
Dominique Wilkins	30.7	1987-88
Dominique Wilkins	30.3	1985-86
Dominique Wilkins	29.9	1992-93
Trae Young	29.6	2019-20
* Bob Pettit	29.2	1958-59
Dominique Wilkins	29.0	1986-87
* Bob Pettit	28.4	1962-63
Dominique Wilkins	28.1	1991-92
* Bob Pettit	27.9	1960-61

MOST 3-PT. FIELD GOALS MADE

Mookie Blaylock	231	1995-96
Kyle Korver	221	2014-15
Mookie Blaylock	221	1996-97
Trae Young	205	2019-20
Mookie Blaylock	199	1994-95
Kyle Korver	189	2012-13
Kyle Korver	185	2013-14
Taurean Prince	176	2017-18
Jason Terry	172	2001-02
Joe Johnson	169	2007-08

MOST FIELD GOALS MADE

Dominique Wilkins	909	1987-88
Dominique Wilkins	888	1985-86
* Bob Pettit	867	1961-62
Dominique Wilkins	853	1984-85
Lou Hudson	830	1969-70
Lou Hudson	829	1970-71
Dominique Wilkins	828	1986-87
Pete Maravich	819	1973-74
Lou Hudson	816	1972-73
Dominique Wilkins	814	1988-89

MOST 3-PT. FIELD GOALS ATTEMPTED

Mookie Blaylock	623	1995-96
Mookie Blaylock	604	1996-97
Trae Young	568	2019-20
Mookie Blaylock	555	1994-95
Trae Young	482	2018-19
Taurean Prince	457	2017-18
Kyle Korver	449	2014-15
Joe Johnson	444	2007-08
Jason Terry	444	2001-02
Jason Terry	431	2002-03
Mike Bibby	428	2008-09

MOST FIELD GOALS ATTEMPTED

Dominique Wilkins	1,957	1987-88
* Bob Pettit	1,928	1961-62
Dominique Wilkins	1,897	1985-86
Dominique Wilkins	1,891	1984-85
Pete Maravich	1,791	1973-74
Pete Maravich	1,788	1972-73
Dominique Wilkins	1,787	1986-87
Dominique Wilkins	1,756	1988-89
* Bob Pettit	1,746	1962-63
* Bob Pettit	1,720	1960-61
Lou Hudson	1,713	1970-71

MOST FREE THROWS MADE

* Bob Pettit	695	1961-62
* Bob Pettit	685	1962-63
* Bob Pettit	667	1958-59
* Bob Pettit	608	1963-64
Dominique Wilkins	607	1986-87
* Bob Pettit	582	1960-61
Dominique Wilkins	577	1985-86
Moses Malone	561	1988-89
* Bob Pettit	557	1957-58
* Bob Pettit	557	1955-56

ALL-TIME SEASON LEADERS, CONT. * St. Louis Hawks players

MOST FREE THROWS ATTEMPTED

* Bob Pettit	901	1961-62
* Bob Pettit	885	1962-63
* Bob Pettit	879	1958-59
* Bob Pettit	804	1960-61
* Bob Pettit	771	1963-64
* Bob Pettit	757	1955-56
* Bob Pettit	744	1957-58
Dominique Wilkins	742	1986-87
* Bob Pettit	722	1959-60
Moses Malone	711	1988-89
Lenny Wilkens	711	1967-68

HIGHEST FREE THROW PCT. (Minimum 100 FTM)

Marco Belinelli	.927	2017-18
Kyle Korver	.898	2014-15
Tom McMillen	.891	1978-79
Jason Terry	.887	2002-03
Tyronn Lue	.883	2006-07
Jeff Teague	.881	2012-13
Shareef Abdur-Rahim	.880	2003-04
Jim Jackson	.877	1999-00
Glenn Robinson	.876	2002-03
Tyronn Lue	.871	2004-05
Anthony Webb	.871	1989-90

MOST REBOUNDS

* Bob Pettit	1,540	1960-61
* Bob Pettit	1,457	1961-62
Kevin Willis	1,258	1991-92
Bill Bridges	1,233	1970-71
* Bob Pettit	1,224	1963-64
* Bob Pettit	1,221	1959-60
* Bob Pettit	1,216	1957-58
* Bob Pettit	1,191	1962-63
* Bill Bridges	1,190	1966-67
* Bob Pettit	1,182	1958-59

MOST OFFENSIVE REBOUNDS

Kevin Willis	418	1991-92
Moses Malone	386	1988-89
Moses Malone	364	1989-90
John Drew	357	1974-75
Kevin Willis	335	1993-94
Kevin Willis	335	1992-93
Dan Roundfield	326	1978-79
Kevin Willis	321	1986-87
Dikembe Mutombo	304	1999-00
Dwight Howard	296	2016-17

MOST DEFENSIVE REBOUNDS

Dikembe Mutombo	853	1999-00
Kevin Willis	840	1991-92
Kevin Willis	693	1992-93
Dikembe Mutombo	661	1996-97
Dikembe Mutombo	656	1997-98
Dwight Howard	644	2016-17
Kevin Willis	628	1993-94
Dan Roundfield	621	1982-83
Moses Malone	570	1988-89
Al Horford	563	2009-10

REBOUND AVERAGE

* Bob Pettit	20.3	1960-61
* Bob Pettit	18.7	1961-62
* Bob Pettit	17.4	1957-58
* Bob Pettit	17.0	1959-60
* Bob Pettit	16.4	1958-59
* Bob Pettit	16.1	1955-56
Kevin Willis	15.5	1991-92
* Bob Pettit	15.3	1963-64
* Bob Pettit	15.1	1962-63
* Bill Bridges	15.1	1966-67

MOST ASSISTS

Glenn Rivers	823	1986-87
Mookie Blaylock	789	1993-94
Glenn Rivers	747	1987-88
* Lenny Wilkens	679	1967-68
Mookie Blaylock	671	1992-93
Trae Young	653	2018-19
Mookie Blaylock	616	1994-95
Jason Terry	600	2002-03
Jeff Teague	579	2012-13
Eddie Johnson	566	1984-85

ALL-TIME SEASON LEADERS, CONT. * St. Louis Hawks players

MOST STEALS

Mookie Blaylock	212	1996-97
Mookie Blaylock	212	1995-96
Mookie Blaylock	212	1993-94
Mookie Blaylock	203	1992-93
Mookie Blaylock	200	1994-95
Mookie Blaylock	183	1997-98
Glenn Rivers	181	1988-89
Glenn Rivers	171	1986-87
Glenn Rivers	163	1984-85
Lou Hudson	160	1973-74

MOST BLOCKED SHOTS

Wayne Rollins	343	1982-83
Dikembe Mutombo	277	1997-98
Wayne Rollins	277	1983-84
Dikembe Mutombo	269	1999-00
Dikembe Mutombo	264	1996-97
Theo Ratliff	262	2002-03
Wayne Rollins	254	1978-79
Wayne Rollins	244	1979-80
Josh Smith	227	2007-08
Wayne Rollins	224	1981-82

MOST PERSONAL FOULS

* Bill Bridges	366	1967-68
Dan Roundfield	358	1978-79
* Zelmo Beaty	344	1965-66
Jim Davis	335	1969-70
* Bill Bridges	333	1965-66
John Drew	332	1978-79
Wayne Rollins	328	1978-79
* Zelmo Beaty	328	1964-65
* Bill Bridges	325	1966-67
Wayne Rollins	326	1977-78

MOST DISQUALIFICATIONS

Joe C. Meriweather	21	1976-77
Wayne Rollins	19	1978-79
John Drew	19	1978-79
John Brown	18	1977-78
Wayne Rollins	16	1977-78
Dan Roundfield	16	1978-79
Armond Hill	15	1977-78
Steve Hawes	13	1980-81
Wayne Rollins	12	1979-80
* Bill Bridges	12	1966-67, 1967-68

OPPONENTS' IND. SINGLE GAME RECORDS (*) NBA Record

MOST POINTS

Game	67	Wilt Chamberlain	Philadelphia at St. Louis	2-17-62
Half	44	Wilt Chamberlain	Philadelphia at St. Louis	2-17-62
Quarter	29	James Harden	Houston vs. Atlanta	11-30-19

MOST FIELD GOALS MADE

Game	26	Wilt Chamberlain	Philadelphia at St. Louis	2-17-62
	26	Wilt Chamberlain	San Francisco vs. St. Louis	12-18-62
Half	17	Wilt Chamberlain	Philadelphia at St. Louis	2-17-62
Quarter	11	Wilt Chamberlain	Philadelphia at St. Louis	2-17-62

MOST FIELD GOALS ATTEMPTED

Game	53	Wilt Chamberlain	San Francisco vs. St. Louis	12-18-62
Half	28	Wilt Chamberlain	San Francisco vs. St. Louis	12-18-62
Quarter	15	Bob McAdoo	Buffalo at Atlanta	2-15-75

MOST THREE-POINT FIELD GOALS MADE

Game	11	Dennis Scott	Orlando vs. Atlanta	4-18-96
Half	7	Kemba Walker	Charlotte at Atlanta	1-31-18
		Dennis Scott	Orlando vs. Atlanta	4-18-96
Quarter	5	Kemba Walker	Charlotte at Atlanta	1-31-18
		Carmelo Anthony	New York at Atlanta	1-27-13
		Ben Gordon	Charlotte at Atlanta	11-28-12
		Vince Carter	New Jersey at Atlanta	11-15-08
		Mickael Pietrus	Golden State at Atlanta	3-04-08
		Chris Duhon	Chicago at Atlanta	4-16-05
		Reggie Miller	Indiana at Atlanta	12-29-99

OPPONENTS' IND. SINGLE GAME RECORDS, CONT. (*) NBA Record

MOST THREE-POINT FIELD GOALS ATTEMPTED

Game..... 20	James Harden	Houston at Atlanta	1-08-20
Half..... 12	three times		
Quarter..... 9	Kentavious Caldwell-Pope	Detroit vs. Atlanta	1-09-15

MOST FREE THROWS MADE

Game..... 22	Lloyd Free	San Diego at Atlanta	1-13-79
	Larry Foust	Minneapolis vs. St. Louis	12-30-57
Half..... 14	James Harden	Houston vs. Atlanta	11-30-19
Quarter..... 14	James Harden	Houston vs. Atlanta	11-30-19

MOST FREE THROWS ATTEMPTED

Game..... 34	Wilt Chamberlain	Philadelphia vs. St. Louis	2-22-62
Half..... 17	Lloyd Free	San Diego at Atlanta	1-13-79
Quarter..... 16	James Harden	Houston vs. Atlanta	11-30-19

MOST REBOUNDS

Game..... 37	Walt Bellamy	Baltimore vs. St. Louis	12-04-64
Half..... 21	Marvin Webster	Seattle at Atlanta	11-01-77
Quarter..... 14	Marvin Webster	Seattle at Atlanta	11-01-77

MOST OFFENSIVE REBOUNDS

Game..... 15	Swen Nater	Milwaukee vs. Atlanta	12-19-76
Half..... 10	Michael Cage	Cleveland at Atlanta	4-16-96
Quarter..... 7	Brendan Haywood	Washington at Atlanta	4-07-06
7	Zydrunas Ilgauskas	Cleveland vs. Atlanta	2-16-05

MOST DEFENSIVE REBOUNDS

Game..... 28	Elvin Hayes	Capital at Atlanta	11-17-73
Half..... 16	Marvin Webster	Seattle at Atlanta	11-01-77
Quarter..... 12	Marvin Webster	Seattle at Atlanta	11-01-77

MOST ASSISTS

Game..... 28	Guy Rodgers	San Francisco vs. St. Louis	3-14-63
Half..... 16	Guy Rodgers	San Francisco vs. St. Louis	3-14-63
Quarter..... 10	Dee Brown	Boston at Atlanta	2-28-92
	Gene Shue	Detroit vs. St. Louis	12-06-61

MOST STEALS

Game..... 9	Scottie Pippen	Chicago vs. Atlanta	3-08-94
	Gus Williams	Washington vs. Atlanta	10-30-84
Half..... 6	Gus Williams	Washington vs. Atlanta	10-30-84
	Rickey Green	Utah vs. Atlanta	11-12-82
Quarter..... 6	Rickey Green	Utah vs. Atlanta	11-12-82

OPPONENTS' IND. SINGLE GAME RECORDS, CONT. (*) NBA Record

MOST BLOCKED SHOTS

Game..... 15	Manute Bol	Washington vs. Atlanta	1-25-86
Half..... 10	Keon Clark	Toronto vs. Atlanta	3-23-01
	Harvey Catchings	Philadelphia vs. Atlanta	3-21-75
Quarter..... 6	Artis Gilmore	Chicago vs. Atlanta	12-20-77

MOST TURNOVERS

Game..... 12	Artis Gilmore	Chicago vs. Atlanta	1-01-78
Half..... 8	Ricky Davis	Cleveland at Atlanta	1-31-03
Quarter..... 6	Julius Erving	Philadelphia at Atlanta	11-15-77

OPPONENTS' TEAM RECORDS (*) NBA Record

MOST POINTS

Category	Opponent	Date
Season..... 9,788		2018-19
Game..... 168	Chicago at Atlanta	3-01-19
Half..... 81	two times	
Quarter..... 49	New York vs. Atlanta	10-17-18
Overtime..... 21	Utah at Atlanta	2-19-86

FEWEST POINTS

Category	Opponent	Date
Season..... 4,170		1998-99
Average..... 83.4		1998-99
Game..... (All-time) 51	Philadelphia vs. Atlanta	11-27-53
(Atl-era) 65	Cleveland vs. Atlanta	5-02-99
65	Milwaukee vs. Atlanta	11-21-96
First Half..... 26	Chicago vs. Atlanta	1-03-12
Second Half..... 21	Miami at Atlanta	11-15-96
First Quarter..... 5	San Antonio vs. Atlanta	2-25-08
Second Quarter..... 8	Minnesota at Atlanta	4-05-06
Third Quarter..... 8	Sacramento at Atlanta	3-09-07
	New York at Atlanta	4-28-99
	Orlando vs. Atlanta	3-01-99
	Milwaukee at Atlanta	3-07-97
	Milwaukee vs. Atlanta	2-26-97
	Cleveland at Atlanta	3-01-96
	New York vs. Atlanta	12-23-93
Fourth Quarter..... 8	Miami at Atlanta	11-15-96
Overtime..... 0	Washington at Atlanta	11-18-97

MOST FIELD GOALS MADE

Category	Opponent	Date
Season..... 3,801		1970-71
Game..... 62	Philadelphia vs. Atlanta	12-08-82
Half..... 34	Chicago vs. Atlanta	3-20-71
Quarter..... 20	Philadelphia vs. St. Louis	2-15-61

MOST FIELD GOALS ATTEMPTED

Category	Opponent	Date
Season..... 8,525		1970-71
Game..... 129	Syracuse vs. St. Louis	12-17-57
Half..... 71	Phoenix at Atlanta	3-10-71
Quarter..... 44	Baltimore at Atlanta	11-07-72

MOST 3-PT. FIELD GOALS MADE

Category	Opponent	Date
Season..... 1,013		2018-19
Game..... 25	two times	
Half..... 15	Houston at Atlanta	3-19-19
Quarter..... 10	two times	

MOST 3-PT. FIELD GOALS ATTEMPTED

Category	Opponent	Date
Season..... 2,820		2018-19
Game..... 55	Milwaukee vs. Atlanta	3-31-19
Half..... 31	Houston vs. Atlanta	11-30-19
Quarter..... 19	two times	

MOST FREE THROWS MADE

Category	Opponent	Date
Season..... 2,193		1977-78
Game..... 51	Cleveland at Atlanta	4-06-87
Half..... 32	Cleveland at Atlanta	4-06-87
Quarter..... 21	Washington at Atlanta	11-17-03

MOST FREE THROWS ATTEMPTED

Category	Opponent	Date
Season..... 2,930		1977-78
Game..... 61	Denver vs. Atlanta	1-13-81
Half..... 42	Phoenix at Atlanta	12-18-77
Quarter..... 28	Washington at Atlanta	11-17-03
	Phoenix at Atlanta	12-18-77

MOST REBOUNDS

Category	Opponent	Date
Season..... 4,279		1970-71
Game..... 105	Detroit vs. St. Louis	12-07-58
Half..... 57	Detroit vs. St. Louis	12-07-58
Quarter..... 38	Detroit vs. St. Louis	12-07-58

MOST OFFENSIVE REBOUNDS

Category	Opponent	Date
Season..... 1,332		1984-85
Game..... 33	Orlando at Atlanta	11-11-89
	Denver at Atlanta	2-26-85
Half..... 19	San Diego at Atlanta	12-01-79
Quarter..... 14	Chicago at Atlanta	1-02-85

OPPONENTS' TEAM RECORDS, CONT. (*) NBA Record

MOST DEFENSIVE REBOUNDS

Season	2,851		1974-75
Game	55	Brooklyn vs. Atlanta	1-12-20
Half	32	Brooklyn vs. Atlanta	1-12-20
Quarter	21	Brooklyn vs. Atlanta	1-12-20

MOST ASSISTS

Season	2,320		1990-91
Game	52	Chicago vs. Atlanta	3-20-71
Half	29	Chicago vs. Atlanta	3-20-71
Quarter	16	Chicago vs. Atlanta	3-20-71

MOST STEALS

Season	823		1973-74
Game	21	Phoenix vs. Atlanta	1-18-81
Half	13	Atlanta at Toronto	1-08-19
Quarter	9	Phoenix at Atlanta	3-30-00

MOST BLOCKED SHOTS

Season	559		1978-79
Game	(*) 23	Toronto vs. Atlanta	3-23-01
Half	(*) 16	Toronto vs. Atlanta	3-23-01
Quarter	9	Toronto vs. Atlanta	3-23-01

MOST TURNOVERS

Average	24.1 (1,980)		1977-78
Game	40	Los Angeles vs. Atlanta	12-01-72
Half	21	Phoenix at Atlanta	1-10-77
Quarter	13	Philadelphia at Atlanta	12-14-79

FEWEST FIELD GOALS MADE

Season	1,598		1998-99
Game	22	four times, most recently: New Jersey vs. Atlanta	12-27-11

FEWEST FIELD GOALS ATTEMPTED

Season	3,873		1998-99
Game	55	Philadelphia vs. Atlanta	4-01-88

FEWEST FREE THROWS MADE

Season	784		1998-99
Game	1	Memphis at Atlanta	2-08-14

FEWEST FREE THROWS ATTEMPTED

Season	1,076		1998-99
Game	1	Memphis at Atlanta	2-08-14

FEWEST REBOUNDS

Season	1950		1998-99
Game	24	three times, most recently: Charlotte at Atlanta	4-17-98

FEWEST ASSISTS

Season	295		1998-99
Game	5	Philadelphia at Atlanta	1-26-69

FEWEST STEALS

Season	379		1998-99
Game	0	two times	

FEWEST BLOCKED SHOTS

Season	243		1998-99
Game	0	many times, most recently: Indiana vs. Atlanta	12-13-19

STATE FARM ARENA REGULAR SEASON TEAM RECORDS

MOST POINTS

HAWKS				OPPONENTS		
Game	161	vs. CHI	3-01-19	Game	168	CHI	3-01-19
	152	vs. WAS	1-26-20		146	SAC	11-01-18
	146	vs. TOR	12-02-09		138	CHA	3-09-20
Half	83	vs. WAS	3-12-04	Half	77	4x, most recently HOU	1-08-20
	78	vs. WAS	1-26-20		76	CHI	3-11-18
	76	2x, most recently vs. SAC	3-09-15		75	MEM	3-02-20
Quarter	47	vs. WAS	1-26-20	Quarter	46	CHA	2-09-19
					45	2x, most recently HOU	1-08-20
					43	4x, most recenly MEM	3-02-20

MOST FIELD GOALS MADE

Game	61	vs. CHI	3-01-19	Game	56	CHI	3-01-19
	56	vs. OKC	1-15-19		55	GSW	3-04-08
					52	NYK	2-09-20

MOST FIELD GOALS ATTEMPTED

Game	123	vs. CHI	3-01-19	Game	128	NYK	1-29-17
	119	vs. NYK	1-29-17		126	UTA	3-25-12
	118	vs. MIL	3-31-19		119	CHI	3-01-19

MOST 3-PT. FIELD GOALS MADE

Game	22	vs. MIL	3-31-19	Game	25	CLE	3-03-17
	22	vs. CHI	3-01-19		21	CHI	3-01-19
	21	vs. CHA	3-09-20		20	2x, most recently DET	11-09-18

MOST 3-PT. FIELD GOALS ATTEMPTED

Game	61	vs. MIL	3-31-19	Game	55	MIL	3-31-19
	60	vs. CHI	3-01-19		48	2x, most recently CHA	3-09-20
	48	vs. CHI	1-20-18		47	3x, most recently HOU	3-19-19

MOST FREE THROWS MADE

Game	45	vs. MEM	3-29-04	Game	44	ORL	11-26-04
	40	vs. DAL	3-25-07		42	MIA	12-19-07
	39	2x, most recently vs. WAS	4-07-06		40	DET	4-14-01

MOST FREE THROWS ATTEMPTED

Game	50	vs. UTA	12-17-07	Game	54	2x, most recently BKN	3-09-19
	50	vs. MEM	3-29-04		51	2x, most recently CLE	1-25-06
	49	2x, most recently vs. DAL	3-25-07		50	DET	4-14-01

MOST REBOUNDS

Game	65	vs. MIN	2-27-19	Game	71	MIL	3-31-19
	64	3x			65	MIL	2-20-16
					64	UTA	3-25-12

MOST OFFENSIVE REBOUNDS

Game	26	vs. BKN	3-26-17	Game	26	PHI	4-03-19
	24	vs. DAL	3-19-00		23	4x, most recently DET	10-27-15
	23	2x			22	4x, most recently MIL	3-31-19

MOST DEFENSIVE REBOUNDS

Game	50	vs. CHI	3-01-19	Game	51	CHI	3-01-19
	49	vs. UTA	3-25-12		50	MIL	12-27-19
	47	3x, most recently vs. MIN	2-27-19		49	2x, most recently MIL	3-31-19

MOST ASSISTS

Game	42	vs. SAC	3-09-15	Game	40	WAS	1-27-18
	40	vs. SAC	11-15-17		39	ORL	12-09-17
	40	vs. BKN	4-04-15		38	2x, most recently SAC	11-01-19

MOST STEALS

Game	17	2x, most recently vs. HOU	11-05-16	Game	20	PHO	3-30-00
	16	5x, most recently vs. CHI	1-20-17		18	2x, most recently WAS	12-03-04
	15	9x, most recently vs. CHI	1-09-16		17	2x, most recently TOR	3-10-17

MOST BLOCKED SHOTS

Game	15	vs. NJN	2-15-00	Game	13	WAS	10-30-10
	14	vs. PHI	2-04-08		12	TOR	1-24-18
	13	vs. CHI	1-09-16		12	OKC	12-29-12

HAWKS/STATE FARM ARENA REGULAR SEASON INDIVIDUAL RECORDS

MOST POINTS

Game	50	2x, most recently Trae Young	vs. Miami	2-20-20
	49	Trae Young	vs. Chicago	3-01-19
	48	Trae Young	vs. New York	2-09-20
Half	31	3x, most recently Trae Young	vs. New York	3-11-20
	30	Trae Young	vs. Indiana	1-04-20
	29	2x, most recently Trae Young	vs. Philadelphia	1-30-20
Quarter	27	Trae Young	vs. New York	3-11-20
	22	Joe Johnson	vs. Charlotte	11-29-06
	21	2x, most recently Trae Young	vs. Phoenix	1-14-20

MOST FIELD GOALS MADE

Game	21	Shareef Abdur-Rahim	vs. Detroit	11-23-01
	18	Isaiah Rider	vs. LA Clippers	12-08-99
	17	3x, most recently Trae Young	vs. Chicago	3-01-19

MOST FIELD GOALS ATTEMPTED

Game	34	Joe Johnson	vs. Seattle	11-16-07
	34	Jason Terry	vs. Cleveland	4-13-02
	33	Trae Young	vs. Chicago	3-01-19

MOST THREE-POINT FIELD GOALS MADE

Game	8	3x, most recently Trae Young	vs. Miami	2-20-20
	7	5x, most recently Taurean Prince	vs. Chicago	3-11-18
	6	32x, most recently Trae Young	vs. New York	3-11-20

MOST THREE-POINT FIELD GOALS ATTEMPTED

Game	18	Taurean Prince	vs. Philadelphia	4-10-18
	15	Trae Young	vs. Miami	2-20-20
	14	3x, most recently Joe Johnson	vs. Golden State	1-31-07

MOST FREE THROWS MADE

Game	18	Trae Young 3x, most recently	vs. Miami	2-20-20
	16	5x, most recently Trae Young	vs. New York	2-09-20
	15	Paul Millsap	vs. Brooklyn	1-28-15

MOST FREE THROWS ATTEMPTED

Game	21	Trae Young	vs. Toronto	1-20-20
	20	2x, most recently Trae Young	vs. Philadelphia	1-30-20
	19	Trae Young	vs. Miami	2-20-20

MOST REBOUNDS

Game	29	Dikembe Mutombo	vs. Toronto	1-31-01
	29	Dikembe Mutombo	vs. Minnesota	12-14-99
	25	John Collins	vs. Indiana	4-10-19

MOST OFFENSIVE REBOUNDS

Game	13	Dikembe Mutombo	vs. New York	1-28-00
	12	Zaza Pachulia	vs. Orlando	3-19-06
	12	Dikembe Mutombo	vs. Toronto	1-31-01

MOST DEFENSIVE REBOUNDS

Game	20	Dikembe Mutombo	vs. Orlando	1-06-01
	18	3x, most recently Dwight Howard	vs. Charlotte	12-17-16
	17	4x, most recently Al Horford	vs. Miami	2-27-09

MOST ASSISTS

Game	18	Trae Young	vs. Philadelphia	1-30-20
	17	Trae Young	vs. LA Clippers	11-19-18
	16	4x, most recently Trae Young	vs. Charlotte	3-09-20

MOST STEALS

Game	8	Speedy Claxton	vs. Cleveland	12-27-06
	7	2x, most recently Josh Smith	vs. Dallas	2-26-10
	6	5x, most recently Jeff Teague	vs. Cleveland	11-30-12

MOST BLOCKED SHOTS

Game	11	Dikembe Mutombo	vs. New Jersey	2-15-00
	9	5x, most recently Josh Smith	vs. Philadelphia	2-04-08
	8	5x, most recently Josh Smith	vs. New York	12-16-05

OPPONENTS/STATE FARM ARENA REGULAR SEASON INDIVIDUAL RECORDS

MOST POINTS

Game	53	Allen Iverson	Philadelphia	12-23-05
	47	2x, most recently Nikola Jokic	Denver	1-06-20
	45	3x, most recently Kyrie Irving	Cleveland	4-09-17
Half	32	Allen Iverson	Philadelphia	12-23-05
	29	2x, most recently James Harden	Houston	1-08-20
	28	5x, most recently Kemba Walker	Charlotte	1-31-18
Quarter	23	LeBron James	Miami	3-18-11
	22	2x, most recently James Harden	Houston	1-08-20

MOST FIELD GOALS MADE

Game	18	4x, most recently Carmelo Anthony	New York	1-29-17
	17	5x, most recently Zach LaVine	Chicago	3-01-19
	16	7x, most recently Nikola Jokic	Denver	1-06-20

MOST FIELD GOALS ATTEMPTED

Game	37	Tracy McGrady	Orlando	2-02-03
	36	Carmelo Anthony	New York	1-29-17
	35	Zach LaVine	Chicago	3-01-19

MOST THREE-POINT FIELD GOALS MADE

Game	9	2x, most recently Kemba Walker	Charlotte	2-09-19
	8	4x, most recently Terry Rozier	Charlotte	3-09-20
	7	11x, most recently Otto Porter	Chicago	3-01-19

MOST THREE-POINT FIELD GOALS ATTEMPTED

Game	20	James Harden	Houston	1-08-20
	17	Kemba Walker	Charlotte	2-09-19
	16	Tracy McGrady	Orlando	2-02-03

MOST FREE THROWS MADE

Game	20	Dwyane Wade	Miami	12-19-07
	19	3x, most recently James Harden	Houston	1-08-20
	17	2x, most recently Kevin Love	Minnesota	2-01-14

MOST FREE THROWS ATTEMPTED

Game	24	Carmelo Anthony	Denver	12-18-05
	23	James Harden	Houston	1-08-20
	22	Dwyane Wade	Miami	12-19-07

MOST REBOUNDS

Game	24	Dwight Howard	Orlando	3-24-10
	23	3x, most recently Tyson Chandler	New York	2-22-14
	22	2x, most recently Clint Capela	Houston	1-08-20

MOST OFFENSIVE REBOUNDS

Game	11	2x, most recently Clint Capela	Houston	1-08-20
	10	Marcus Camby	LA Clippers	2-03-10
	9	6x, most recently Nikola Jokic	Denver	2-08-17

MOST DEFENSIVE REBOUNDS

Game	19	3x, most recently Tyson Chandler	New York	2-22-14
	17	David West	New Orleans	3-09-09
	16	2x, most recently Julius Randle	New York	2-09-20

MOST ASSISTS

Game	19	3x, most recently LeBron James	Cleveland	2-09-18
	17	4x, most recently Kyle Lowry	Toronto	11-21-18
	16	2x, most recently LeBron James	LA Lakers	2-12-19

MOST STEALS

Game	8	Allen Iverson	Philadelphia	3-29-03
	7	4x, most recently Chris Paul	LA Clippers	11-24-12
	6	18x, most recently Jimmy Butler	Miami	10-31-19

MOST BLOCKED SHOTS

Game	8	David Robinson	San Antonio	3-22-01
	7	5x, most recently JaVale McGee	Washington	10-30-10
	6	11x, most recently Derrick White	San Antonio	3-06-19

HIGHS AND LOWS (Most records since 1968-69 season)

Atlanta Highs		Atlanta Lows			Opponent Highs		Opponent Lows	
3817	1969-70	1539	1998-99	FIELD GOALS MADE	3801	1970-71	1598	1998-99
3700	1972-73	2429	2011-12		3758	1972-73	2380	2011-12
3614	1970-71	2723	2019-20		3601	1971-72	2804	1996-97
8033	1972-73	3759	1998-99	FIELD GOALS ATTEMPTED	8525	1970-71	3872	1998-99
7909	1969-70	5348	2011-12		8152	1972-73	5366	2011-12
7844	1968-69	6067	2019-20		7744	1971-72	6078	2019-20
.490	1985-86	.409	1998-99	FIELD GOAL PERCENTAGE	.496	1992-93	.413	1998-99
.487	1989-90	.431	2000-01		.496	1989-90	.432	2015-16
.485	1987-88	.433	2003-04		.494	1990-91	.435	1996-97
2168	1988-89	1025	2011-12	FREE THROWS MADE	2193	1977-78	784	1998-99
2038	1979-80	1040	1998-99		2045	1978-79	997	2011-12
2034	1990-91	1158	2012-13		2024	1980-81	1233	2012-13
2975	1970-71	1385	2011-12	FREE THROWS ATTEMPTED	2930	1977-78	1076	1998-99
2785	1968-69	1422	1998-99		2727	1978-79	1324	2011-12
2725	1971-72	1566	2019-20		2651	1980-81	1617	2012-13
.800	1988-89	.687	1968-69	FREE THROW PERCENTAGE	.787	1973-74	.719	1982-83
.799	1990-91	.711	2004-05		.784	1988-89	.726	1994-95
.793	two times	.713	1970-71		.777	1987-88	.729	1998-99
1441	1974-75	652	2011-12	OFFENSIVE REBOUNDS	1322	1984-85	581	1998-99
1381	1978-79	661	2019-20		1303	1982-83	712	2011-12
1372	1988-89	675	1998-99		1261	1979-80	748	2019-20
2793	2016-17	1499	1998-99	DEFENSIVE REBOUNDS	2904	2018-19	1369	1998-99
2825	2018-19	2066	2011-12		2869	2015-16	2079	2011-12
2772	2015-16	2148	1995-96		2851	1974-75	2152	1997-98
4599	1968-69	2174	1998-99	TOTAL REBOUNDS	4279	1970-71	1950	1998-99
4472	1970-71	2718	2011-12		4147	1972-73	2791	2011-12
4210	1969-70	2898	2019-20		4020	1974-75	3150	2019-20
56.1	1968-69	39.3	2010-11	REBOUND AVERAGE	52.2	1970-71	39.0	1998-99
54.5	1970-71	40.0	2013-14		50.6	1972-73	39.4	1997-98
51.3	1969-70	40.0	2008-09		49.0	1974-75	39.9	1996-97
2846	1980-81	781	1998-99	ASSISTS	2320	1990-91	895	1998-99
2142	1969-70	1481	2011-12		2202	2018-19	1354	2011-12
2123	1991-92	1557	1996-97		2189	1992-93	1665	1996-97
2470	1977-78	986	1998-99	PERSONAL FOULS	2265	1974-75	1202	1998-99
2424	1978-79	1178	2011-12		2209	1980-81	1263	2011-12
2302	1976-77	1457	2014-15		2179	1981-82	1404	2019-20
80	1977-78	2	2014-15	DISQUALIFICATIONS	45	1978-79	5	2015-16
72	1978-79	3	2008-09		44	1976-77	5	2012-13
71	1976-77	4	2010-11, 13-14		40	1973-74	5	2010-11
916	1977-78	346	1998-99	STEALS	823	1973-74	379	1998-99
915	1993-94	497	2010-11		810	2018-19	494	2011-12
817	1988-89	500	1999-00		803	1976-77	506	2009-10
1823	1973-74	745	1998-99	TURNOVERS	1980	1977-78	675	1998-99
1779	1976-77	921	2011-12		1846	1973-74	999	2011-12
1605	1980-81	980	2009-10		1799	1978-79	1001	1999-00
665	1982-83	227	1974-75	BLOCKED SHOTS	559	1978-79	243	1998-99
596	1978-79	260	1998-99		555	1980-81	313	2011-12
558	1983-84	277	1975-76		554	1979-80	315	1994-95
9646	1969-70	4315	1998-99	TOTAL POINTS	9788	2018-19	4170	1998-99
9348	1970-71	6375	2011-12		9495	1970-71	6148	2011-12
9294	2018-19	7459	2000-01		9212	1972-73	7328	1996-97
117.6	1969-70	86.3	1998-99	POINTS PER GAME	119.7	2019-20	83.4	1998-99
114.0	1970-71	91.0	2000-01		119.4	2018-19	89.4	1996-97
113.3	2018-19	92.7	2004-05		117.2	1969-70	92.3	1997-98
+7.2	1986-87	-9.8	2004-05	POINT DIFFERENTIAL				
5.4	2014-15	7.9	2019-20					
5.2	1993-94	6.1	2018-19					
36-5	two times	9-32	2004-05	HOME RECORD				
35-6	three times	16-25	2017-18					
		14-20	2019-20					
25-16	2014-15	4-37	2004-05	ROAD RECORD				
22-19	1986-87	6-27	2019-20					
21-20	three times	7-34	two times					
60-22	2014-15	13-69	2004-05	SEASON RECORD				
57-25	1993-94	24-58	2017-18					
	1986-87	20-47	2019-20					
.732	2014-15	.159	2004-05	WINNING PERCENTAGE				
.695	1993-94	.293	2017-18					
	1986-87	.299	2019-20					
79	1969-70			100-POINT GAMES				
22	1990-91			WINNING STREAK HOME				
11	2004-05			LOSING STREAK HOME				
12	1968-69, 2014-15			WINNING STREAK ROAD				
23	2004-05			LOSING STREAK ROAD				

HAWKS ALL-TIME SELECT CIRCLE

MOST POINTS SCORED IN ONE GAME

Player	Opponent	Date	FG	FT	Pts
Dominique Wilkins	vs. Chicago	12-10-86	19	19	57
Dominique Wilkins	vs. New Jersey	4-10-86	21	15	57
Lou Hudson	vs. Chicago at Auburn, AL	11-10-69	25	7	57
Dominique Wilkins	vs. Boston	2-03-87	19	16	54
Dominique Wilkins	vs. L.A. Clippers	1-12-87	19	14	53
Dominique Wilkins	vs. New York	12-07-91	17	16	52
Dominique Wilkins	vs. Sacramento	2-16-88	20	9	51
Trae Young	vs. Miami	2-20-20	12	18	50
Shareef Abdur-Rahim	vs. Detroit	11-23-01	21	8	50
Dominique Wilkins	vs. Detroit	3-01-88	18	13	50
John Drew	vs. Denver	12-30-78	19	12	50
Pete Maravich	vs. Cleveland	2-05-72	20	10	50
Pete Maravich	vs. Philadelphia	1-16-72	18	14	50

MOST FIELD GOALS IN ONE GAME

Player	Opponent	Date	FGM	FGA
Lou Hudson	vs. Chicago at Auburn, AL	11-10-69	25	34
Lou Hudson	vs. San Diego	3-11-70	22	33
Lou Hudson	at Portland	11-18-70	22	35
Shareef Abdur-Rahim	vs. Detroit	11-23-01	21	30
Dominique Wilkins	vs. New Jersey	4-10-86	21	37
Pete Maravich	vs. Cleveland	2-05-72	20	27
Lou Hudson	at Phoenix	2-16-74	20	38
Dominique Wilkins	vs. Sacramento	2-16-88	20	31

MOST FREE THROWS IN ONE GAME

Player	Opponent	Date	FTM	FTA
Dominique Wilkins	vs. Chicago	12-08-92	23	23
John Drew	at Phoenix	4-05-77	21	28
Dominique Wilkins	at New York	3-02-93	20	22
Dominique Wilkins	at Seattle	2-10-87	20	22
Dominique Wilkins	vs. Chicago	12-10-86	19	21
Moses Malone	vs. Portland	12-08-89	19	22

MOST REBOUNDS IN ONE GAME

Player	Opponent	Date	Off	Def	Tot
Kevin Willis	vs. Washington	2-19-92	16	17	33
Kevin Willis	at Dallas	12-03-91	11	20	31
Dikembe Mutombo	vs. Toronto	1-31-01	12	17	29
Dikembe Mutombo	at New Jersey	12-26-00	11	17	28
Bill Bridges	vs. Cincinnati	11-29-69	—	—	28
Walt Bellamy	vs. L.A. Lakers	3-03-70	—	—	27
Bill Bridges	vs. Boston	2-10-71	—	—	27
Walt Bellamy	vs. Buffalo	12-11-73	11	16	27
Dan Roundfield	vs. Philadelphia	3-11-80	9	17	26
John Collins	vs. Indiana	4-10-19	9	16	25
Kevin Willis	vs. Cleveland	4-13-93	10	15	25
Kevin Willis	vs. Portland	3-29-93	6	19	25
John Drew	vs. L.A. Lakers	12-28-74	13	12	25
Bob Christian	vs. Philadelphia	12-23-72	—	—	25

MOST ASSISTS IN ONE GAME

Player	Opponent	Date	Assts
Mookie Blaylock	vs. Utah	3-06-93	23
Glenn Rivers	vs. Philadelphia	3-04-86	21
Glenn Rivers	vs. Phoenix	3-08-88	19
Walt Hazzard	vs. Cincinnati	3-07-69	19
Trae Young	vs. Philadelphia	1-30-20	18
Glenn Rivers	vs. Boston	2-03-87	18
Glenn Rivers	vs. Milwaukee	1-15-87	18
Wes Matthews	vs. Seattle	3-01-81	18
Armond Hill	vs. L.A. Lakers	12-19-79	18
Pete Maravich	vs. Detroit	1-16-73	18

MOST STEALS IN ONE GAME

Player	Opponent	Date	Stls
Mookie Blaylock	vs. Philadelphia	4-14-98	10
Mookie Blaylock	at Houston	2-17-97	9
Speedy Claxton	vs. Cleveland	12-27-06	8
Mookie Blaylock	at Philadelphia	4-09-97	8
Mookie Blaylock	vs. Minnesota	3-01-94	8
Mookie Blaylock	vs. Chicago	4-09-93	8

HAWKS ALL-TIME SELECT CIRCLE, CONT.

MOST STEALS IN ONE GAME, CONT.

Player	Opponent	Date	Stls
Glenn Rivers	at Miami	11-24-89	8
Glenn Rivers	vs. Portland	12-04-85	8
Eddie Johnson	vs. Chicago	2-26-82	8

MOST BLOCKED SHOTS IN ONE GAME

Player	Opponent	Date	Blks
Wayne Rollins	vs. Portland	2-21-79	12
Wayne Rollins	vs. Indiana	11-27-82	11
Dikembe Mutombo	vs. New Jersey	2-15-00	11
Josh Smith	at Dallas	12-18-04	10

OPPONENTS ALL-TIME SELECT CIRCLE

MOST POINTS SCORED IN ONE GAME

Player	Team	Date	Pts
Michael Jordan	at Chicago	4-16-87	61
James Harden	at Houston	11-30-19	60
Larry Bird	vs. Boston at New Orleans	3-12-85	60
Karl-Anthony Towns	vs. Minnesota	3-28-18	56
Allen Iverson	vs. Philadelphia	12-23-05	53
Nate Archibald	vs. Kansas City-Omaha	1-27-73	52
Allen Iverson	at Philadelphia	11-29-03	50
Larry Bird	at Boston	11-10-89	50
Joel Embiid	at Philadelphia	2-24-20	49
LeBron James	at Cleveland	12-30-09	48
Michael Jordan	vs. Chicago	1-10-89	48

MOST FIELD GOALS IN ONE GAME

Player	Team	Date	FGM
Michael Jordan	at Chicago	4-16-87	22
Larry Bird	vs. Boston at New Orleans	3-12-85	22
Nate Archibald	vs. Kansas City-Omaha	1-27-73	21
Allen Iverson	at Philadelphia	11-29-03	20
Mike Mitchell	at San Antonio	3-30-84	20
Karl-Anthony Towns	vs. Minnesota	3-28-18	19
Larry Bird	at Boston	11-10-89	19
Bob McAdoo	at Buffalo	4-02-76	19
Bob McAdoo	vs. Buffalo	1-04-75	19
Rick Barry	vs. Golden State	12-12-74	19
Billy Cunningham	vs. Philadelphia	1-16-72	19

MOST FREE THROWS IN ONE GAME

Player	Team	Date	FTM
Lloyd Free	vs. San Diego	1-13-79	22
Charles Barkley	vs. Philadelphia	2-09-88	21
Flynn Robinson	vs. Milwaukee at Baltimore	2-21-69	21
James Harden	at Houston	11-30-19	20
Dwyane Wade	vs. Miami	12-19-07	20
Moses Malone	vs. Washington	11-06-87	20

MOST REBOUNDS IN ONE GAME

Player	Team	Date	Rebs
Swen Nater	at Milwaukee	12-19-76	33
Elvin Hayes	vs. Capital	11-17-73	32
Dennis Rodman	at Chicago	12-27-97	29
Marvin Webster	vs. Seattle	11-01-77	29
Bob McAdoo	at Buffalo	11-13-73	28
Wilt Chamberlain	at L.A. Lakers	3-05-71	28

MOST ASSISTS IN ONE GAME

Player	Team	Date	Assts
Ennis Whatley	at Chicago	3-03-84	22
Kevin Porter	at Washington	3-05-75	22
Earvin Johnson	vs. L.A. Lakers	1-15-83	21
Nick Van Exel	at Denver	11-08-99	20
Mark Price	at Cleveland	4-04-90	20
Earvin Johnson	vs. L.A. Lakers	12-18-84	20

OPPONENTS ALL-TIME SELECT CIRCLE, CONT.

MOST STEALS IN ONE GAME

Player	Team	Date	Stls
Scottie Pippen	at Chicago	3-08-94	9
Gus Williams	at Washington	10-30-84	9
Allen Iverson	vs. Philadelphia	3-29-03	8
Doug Christie	vs. Toronto	3-04-99	8
Tim Hardaway	at Miami	12-20-97	8
Ron Harper	at Cleveland	1-29-87	8
Randy Smith	at Buffalo	3-22-77	8

MOST BLOCKED SHOTS IN ONE GAME

Player	Team	Date	Blks
Manute Bol	at Washington	1-25-86	15
Keon Clark	at Toronto	3-23-01	12
Nate Thurmond	at Chicago	10-18-74	12
Artis Gilmore	at Chicago	12-20-77	11
Kareem Abdul-Jabbar	at L.A. Lakers	1-18-80	10
Joe C. Meriweather	vs. New York	12-12-79	10
George Johnson	at New Jersey	10-26-77	10
Kareem Abdul-Jabbar	at L.A. Lakers	11-02-75	10
Harvey Catchings	at Philadelphia	3-21-75	10

HAWKS/NBA STATISTICAL LEADERS

SCORING

Player	Season	Rank	Avg
Lou Hudson	1968-69	15th	21.9
Lou Hudson	1969-70	5th	25.4
Joe Caldwell	1969-70	18th	21.1
Lou Hudson	1970-71	5th	26.8
Pete Maravich	1970-71	8th	23.2
Lou Hudson	1971-72	11th	24.7
Lou Hudson	1972-73	4th	27.1
Pete Maravich	1972-73	5th	26.1
Pete Maravich	1973-74	2nd	27.7
John Drew	1975-76	8th	21.6
John Drew	1976-77	7th	24.2
John Drew	1977-78	12th	23.2
John Drew	1978-79	12th	22.7
John Drew	1980-81	14th	21.7
Dominique Wilkins	1983-84	17th	21.6
Dominique Wilkins	1984-85	6th	27.4
Dominique Wilkins	1985-86	1st	30.3
Dominique Wilkins	1986-87	2nd	29.0
Dominique Wilkins	1987-88	2nd	30.7
Dominique Wilkins	1988-89	7th	26.2
Dominique Wilkins	1989-90	5th	26.7
Dominique Wilkins	1990-91	7th	25.9
Dominique Wilkins	1992-93	2nd	29.9
Dominique Wilkins	1993-94	4th	26.0
Danny Manning	1993-94	12th	20.6
Kevin Willis	1993-94	20th	19.1
Steve Smith	1997-98	14th	20.1
Shareef Abdur-Rahim	2001-02	15th	21.2
Glenn Robinson	2002-03	19th	20.8
Joe Johnson	2006-07	9th	25.0
Joe Johnson	2007-08	14th	21.7
Joe Johnson	2008-09	13th	21.4
Joe Johnson	2009-10	11th	21.3
Joe Johnson	2011-12	t18th	18.8
Josh Smith	2011-12	t18th	18.8
Trae Young	2019-20	4th	29.6

ASSISTS

Player	Season	Rank	Avg
Walt Hazzard	1968-69	8th	5.9
Walt Hazzard	1969-70	6th	6.8
Walt Hazzard	1970-71	6th	6.3
Pete Maravich	1972-73	6th	6.9
Herm Gilliam	1972-73	8th	6.3
Tom Henderson	1976-77	5th	6.9
Armond Hill	1978-79	9th	5.9
Eddie Johnson	1984-85	8th	7.8
Glenn Rivers	1985-86	9th	8.4
Glenn Rivers	1986-87	4th	10.0
Glenn Rivers	1987-88	5th	9.3
Glenn Rivers	1988-89	18th	6.9
Mookie Blaylock	1992-93	8th	8.4
Mookie Blaylock	1993-94	3rd	9.7
Mookie Blaylock	1994-95	10th	7.7
Mookie Blaylock	1995-96	19th	5.9
Mookie Blaylock	1997-98	14th	6.7
Mookie Blaylock	1998-99	20th	5.8
Jason Terry	2001-02	18th	5.7
Jason Terry	2002-03	7th	7.4
Jason Terry	2003-04	18th	5.4
Joe Johnson	2005-06	14th	6.5
Joe Johnson	2007-08	t16th	5.8
Joe Johnson	2008-09	17th	5.8
Jeff Teague	2012-13	12th	7.2
Jeff Teague	2013-14	9th	6.7
Jeff Teague	2014-15	t8th	7.0
Jeff Teague	2015-16	17th	5.9
Dennis Schröder	2016-17	t15th	6.3
Dennis Schröder	2017-18	t13th	6.2
Trae Young	2018-19	4th	8.1
Trae Young	2019-20	2nd	9.3

STEALS

Player	Season	Rank	Avg
Glenn Rivers	1984-85	5th	2.36
Glenn Rivers	1986-87	9th	2.09
Glenn Rivers	1988-89	7th	2.38
Glenn Rivers	1990-91	16th	1.87
Mookie Blaylock	1992-93	2nd	2.54
Mookie Blaylock	1993-94	3rd	2.62
Mookie Blaylock	1994-95	2nd	2.50
Mookie Blaylock	1995-96	2nd	2.62
Mookie Blaylock	1996-97	1st	2.72
Mookie Blaylock	1997-98	1st	2.61
Mookie Blaylock	1998-99	10th	2.06
Jason Terry	2001-02	10th	1.85
Stephen Jackson	2003-04	6th	1.78
Jason Terry	2003-04	16th	1.53
Josh Smith	2006-07	19th	1.40
Josh Smith	2007-08	16th	1.52
Josh Smith	2009-10	11th	1.60
Josh Smith	2011-12	20th	1.41
Jeff Teague	2011-12	10th	1.61
Paul Millsap	2013-14	9th	1.74
Paul Millsap	2014-15	9th	1.78
Jeff Teague	2014-15	14th	1.71
Paul Millsap	2015-16	11th	1.81
Thabo Sefolosha	2016-17	16th	1.55
Kent Bazemore	2017-18	14th	1.54

3-POINT FIELD GOAL PERCENTAGE

Player	Season	Rank	Avg
Mike McGee	1986-87	10th	.376
Leon Wood	1987-88	10th	.409
Paul Graham	1991-92	15th	.390
Eldridge Recasner	1997-98	10th	.419
Toni Kukoc	2000-01	6th	.446
Wesley Person (MEM-POR-ATL)	2003-04	16th	.399
Tyronn Lue	2005-06	2nd	.457
Willie Green	2011-12	7th	.442
Kyle Korver	2012-13	2nd	.457
Kyle Korver	2013-14	1st	.472
Kyle Korver	2014-15	1st	.492
DeMarre Carroll	2014-15	17th	.395
Jeff Teague	2015-16	t17th	.400

FIELD GOAL PERCENTAGE

Player	Season	Rank	Avg
Joe Caldwell	1968-69	6th	.507
Lou Hudson	1969-70	3rd	.531
Walt Bellamy	1971-72	3rd	.545
Lou Hudson	1971-72	10th	.503
Walt Bellamy	1972-73	10th	.505
Joe Meriweather	1976-77	9th	.526
Cliff Levingston	1987-88	8th	.557
Cliff Levingston	1988-89	15th	.528
Duane Ferrell	1991-92	20th	.524
Dikembe Mutombo	1996-97	13th	.527
Dikembe Mutombo	1997-98	6th	.537
Dikembe Mutombo	1999-00	2nd	.562
Josh Childress	2007-08	6th	.571
Al Horford	2009-10	8th	.551
Al Horford	2010-11	5th	.557
Al Horford	2012-13	10th	.543
Al Horford	2014-15	6th	.538
Dwight Howard	2016-17	4th	.633
John Collins	2017-18	7th	.576
John Collins	2018-19	16th	.560
John Collins	2019-20	8th	.583

NBA STATISTICAL LEADERS, CONT.

REBOUNDING

Player	Season	Rank	Avg
Bill Bridges	1968-69	8th	14.2
Bill Bridges	1969-70	4th	14.4
Bill Bridges	1970-71	6th	15.0
Walt Bellamy	1972-73	8th	13.0
Dan Roundfield	1978-79	10th	10.8
Dan Roundfield	1982-83	5th	11.4
Moses Malone	1988-89	4th	11.8
Moses Malone	1989-90	8th	10.0
Dominique Wilkins	1990-91	13th	9.0
Kevin Willis	1990-91	16th	8.8
Kevin Willis	1991-92	2nd	15.5
Kevin Willis	1992-93	5th	12.9
Kevin Willis	1993-94	3rd	12.0
Grant Long	1995-96	15th	9.6
Dikembe Mutombo	1996-97	2nd	11.6
Dikembe Mutombo	1997-98	4th	11.4
Dikembe Mutombo	1998-99	3rd	12.2
Dikembe Mutombo	1999-00	1st	14.1
Shareef Abdur-Rahim	2001-02	13th	9.0
Shareef Abdur-Rahim	2002-03	15th	8.4
Zaza Pachulia	2005-06	20th	7.9
Josh Smith	2006-07	14th	8.6
Al Horford	2007-08	13th	9.7
Al Horford	2009-10	10th	9.9
Josh Smith	2009-10	18th	8.7
Al Horford	2010-11	11th	9.3
Josh Smith	2010-11	18th	8.5
Josh Smith	2011-12	t12th	9.6
Al Horford	2012-13	8th	10.2
Josh Smith	2012-13	18th	8.4
Paul Millsap	2015-16	t16th	9.0
Dwight Howard	2016-17	5th	12.7
John Collins	2018-19	t14th	9.8
Lou Hudson	1969-70	7th	.824

FREE THROW PERCENTAGE

Charlie Criss	1980-81	7th	.864
Glenn Rivers	1988-89	16th	.861
Antoine Carr	1988-89	20th	.855
Anthony Webb	1990-91	17th	.868
John Battle	1990-91	19th	.854

Player	Season	Rank	Avg
FREE THROW PERCENTAGE (cont.)			
Steve Smith	1996-97	16th	.847
Christian Laettner	1997-98	9th	.864
Steve Smith	1997-98	13th	.855
Steve Smith	1998-99	16th	.849
Jim Jackson	1999-00	7th	.877
Jason Terry	2002-03	6th	.887
Glenn Robinson	2002-03	11th	.876
Tyronn Lue	2006-07	t7th	.883
Jeff Teague	2012-13	8th	.881
Jeff Teague	2014-15	19th	.862
Jeff Teague	2019-20	18th	.873

BLOCKED SHOTS

Wayne Rollins	1977-78	3rd	2.73
Wayne Rollins	1978-79	3rd	3.14
Dan Roundfield	1978-79	7th	2.20
Wayne Rollins	1979-80	3rd	2.98
Wayne Rollins	1980-81	2nd	2.93
Wayne Rollins	1981-82	2nd	2.84
Wayne Rollins	1982-83	1st	4.29
Wayne Rollins	1983-84	2nd	3.60
Wayne Rollins	1984-85	5th	2.39
Wayne Rollins	1985-86	8th	2.26
Jon Koncak	1988-89	16th	1.32
Andrew Lang	1994-95	13th	1.66
Dikembe Mutombo	1996-97	2nd	3.30
Dikembe Mutombo	1997-98	2nd	3.38
Dikembe Mutombo	1998-99	4th	2.94
Dikembe Mutombo	1999-00	2nd	3.28
Theo Ratliff	2000-01	1st	3.74
Theo Ratliff	2002-03	1st	3.23
Josh Smith	2004-05	12th	1.95
Josh Smith	2005-06	4th	2.60
Josh Smith	2006-07	2nd	2.88
Josh Smith	2007-08	2nd	2.80
Josh Smith	2008-09	13th	1.61
Josh Smith	2009-10	3rd	2.14
Josh Smith	2010-11	15th	1.56
Josh Smith	2011-12	9th	1.74
Josh Smith	2012-13	t9th	1.79
Paul Millsap	2015-16	8th	1.72
Al Horford	2015-16	17th	1.48
Dwight Howard	2016-17	20th	1.24

HAWKS OPENING DAY STARTING LINEUPS

2019-20		2012-13		2005-06		1998-99	
De'Andre Hunter	F	Kyle Korver	F	Al Harrington	F	LaPhonso Ellis	F
John Collins	F	Josh Smith	F	Josh Smith	F	Alan Henderson	F
Alex Len	C	Al Horford	C	Zaza Pachulia	C	Dikembe Mutombo	C
Cam Reddish	G	Devin Harris	G	Josh Childress	G	Steve Smith	G
Trae Young	G	Jeff Teague	G	Joe Johnson	G	Mookie Blaylock	G
2018-19		**2011-12**		**2004-05**		**1997-98**	
Vince Carter	F	Marvin Williams	F	Al Harrington	F	Tyrone Corbin	F
Taurean Prince	F	Josh Smith	F	Antoine Walker	F	Christian Laettner	F
Alex Len	C	Al Horford	C	Jason Collier	C	Dikembe Mutombo	C
Kent Bazemore	G	Joe Johnson	G	Boris Diaw	G	Steve Smith	G
Trae Young	G	Jeff Teague	G	Kenny Anderson	G	Mookie Blaylock	G
2017-18		**2010-11**		**2003-04**		**1996-97**	
Taurean Prince	F	Marvin Williams	F	Stephen Jackson	F	Tyrone Corbin	F
Ersan Ilyasova	F	Josh Smith	F	Shareef Abdur-Rahim	F	Christian Laettner	F
Dewayne Dedmon	C	Al Horford	C	Theo Ratliff	C	Dikembe Mutombo	C
Kent Bazemore	G	Joe Johnson	G	Dion Glover	G	Steve Smith	G
Dennis Schröder	G	Mike Bibby	G	Jason Terry	G	Mookie Blaylock	G
2016-17		**2009-10**		**2002-03**		**1995-96**	
Kent Bazemore	F	Marvin Williams	F	Glenn Robinson	F	Ken Norman	F
Paul Millsap	F	Josh Smith	F	Alan Henderson	F	Grant Long	F
Dwight Howard	C	Al Horford	C	Theo Ratliff	C	Andrew Lang	C
Kyle Korver	G	Joe Johnson	G	Ira Newble	G	Steve Smith	G
Dennis Schröder	G	Mike Bibby	G	Jason Terry	G	Mookie Blaylock	G
2015-16		**2008-09**		**2001-02**		**1994-95**	
Kent Bazemore	F	Maurice Evans	F	Shareef Abdur-Rahim	F	Ken Norman	F
Paul Millsap	F	Josh Smith	F	Dion Glover	F	Kevin Willis	F
Al Horford	C	Al Horford	C	Theo Ratliff	C	Andrew Lang	C
Kyle Korver	G	Joe Johnson	G	Emanual Davis	G	Stacey Augmon	G
Jeff Teague	G	Mike Bibby	G	Jason Terry	G	Mookie Blaylock	G
2014-15		**2007-08**		**2000-01**		**1993-94**	
DeMarre Carroll	F	Marvin Williams	F	Roshown McLeod	F	Dominique Wilkins	F
Paul Millsap	F	Josh Smith	F	Hanno Möttölä	F	Kevin Willis	F
Al Horford	C	Al Horford	C	Alan Henderson	C	Jon Koncak	C
Kyle Korver	G	Joe Johnson	G	Jim Jackson	G	Stacey Augmon	G
Jeff Teague	G	Anthony Johnson	G	Jason Terry	G	Mookie Blaylock	G
2013-14		**2006-07**		**1999-00**		**1992-93**	
DeMarre Carroll	F	Josh Smith	F	Roshown McLeod	F	Dominique Wilkins	F
Paul Millsap	F	Shelden Williams	F	Alan Henderson	F	Kevin Willis	F
Al Horford	C	Zaza Pachulia	C	Dikembe Mutombo	C	Blair Rasmussen	C
Kyle Korver	G	Joe Johnson	G	Jim Jackson	G	Travis Mays	G
Jeff Teague	G	Speedy Claxton	G	Bimbo Coles	G	Morlon Wiley	G

HAWKS OPENING DAY STARTING LINEUPS, CONT.

1991-92		1985-86		1979-80		1973-74	
Dominique Wilkins	F	Cliff Levingston	F	John Drew	F	Lou Hudson	F
Kevin Willis	F	Kevin Willis	F	Dan Roundfield	F	Jim Washington	F
Blair Rasmussen	C	Tree Rollins	C	Steve Hawes	C	Walt Bellamy	C
Stacey Augmon	G	Spud Webb	G	Armond Hill	G	Herm Gilliam	G
Rumeal Robinson	G	Dominique Wilkins	G	Eddie Johnson	G	Pete Maravich	G
1990-91		**1984-85**		**1978-79**		**1972-73**	
Dominique Wilkins	F	Dominique Wilkins	F	John Drew	F	Lou Hudson	F
Kevin Willis	F	Sly Williams	F	Dan Roundfield	F	Jim Washington	F
Moses Malone	C	Tree Rollins	C	Steve Hawes	C	Walt Bellamy	C
Glenn Rivers	G	Eddie Johnson	G	Butch Beard	G	Herm Gilliam	G
Rumeal Robinson	G	Glenn Rivers	G	Armond Hill	G	Pete Maravich	G
1989-90		**1983-84**		**1977-78**		**1971-72**	
Jon Koncak	F	Dan Roundfield	F	John Brown	F	Bill Bridges	F
Dominique Wilkins	F	Dominique Wilkins	F	John Drew	F	Lou Hudson	F
Moses Malone	C	Billy Paultz	C	Steve Hawes	C	Walt Bellamy	C
John Battle	G	Eddie Johnson	G	Ken Charles	G	Herm Gilliam	G
Glenn Rivers	G	Armond Hill	G	Armond Hill	G	Pete Maravich	G
1988-89		**1982-83**		**1976-77**		**1970-71**	
Antoine Carr	F	Dan Roundfield	F	John Drew	F	Bill Bridges	F
Dominique Wilkins	F	Dominique Wilkins	F	Joe C. Meriweather	F	Lou Hudson	F
Moses Malone	C	Tree Rollins	C	Steve Hawes	C	Walt Bellamy	C
Glenn Rivers	G	Eddie Johnson	G	Tom Henderson	G	Walt Hazzard	G
Reggie Theus	G	Rory Sparrow	G	Lou Hudson	G	Pete Maravich	G
1987-88		**1981-82**		**1975-76**		**1969-70**	
Dominique Wilkins	F	Rudy Macklin	F	Connie Hawkins	F	Bill Bridges	F
Kevin Willis	F	Dan Roundfield	F	Lou Hudson	F	Jimmy Davis	F
Tree Rollins	C	Tree Rollins	C	Dwight Jones	C	Joe Caldwell	C
Glenn Rivers	G	James McElroy	G	Tom Henderson	G	Walt Hazzard	G
Randy Wittman	G	Rory Sparrow	G	Tom VanArsdale	G	Lou Hudson	G
1986-87		**1980-81**		**1974-75**		**1968-69**	
Dominique Wilkins	F	John Drew	F	John Brown	F	Bill Bridges	F
Kevin Willis	F	Dan Roundfield	F	John Drew	F	Joe Caldwell	F
Tree Rollins	C	Steve Hawes	C	Dwight Jones	C	Zelmo Beaty	C
Glenn Rivers	G	Armond Hill	G	Tom Henderson	G	Walt Hazzard	G
Randy Wittman	G	Eddie Johnson	G	Dean Meminger	G	Lou Hudson	G

HAWKS SUNDRY RECORDS

BIGGEST WIN	46	Hawks 126, Sacramento 80, November 15, 2017
BIGGEST LOSS	49	LA Clippers 150, Hawks 101, November 16, 2019
MOST WON	60	2014-15
MOST LOST	69	2004-05
HIGHEST WIN PERCENTAGE	.732	2014-15
LOWEST WIN PERCENTAGE	.159	2004-05 (13-69)
MOST HOME VICTORIES	36	1993-94, 1996-97
MOST HOME DEFEATS	32	2004-05
MOST ROAD VICTORIES	25	2014-15
MOST ROAD DEFEATS	37	2004-05
LONGEST WINNING STREAK	19	December 27, 2014 to January 31, 2015
LONGEST WINNING STREAK (Start of season)	11	October 31, 1997 to November 18, 1998
LONGEST LOSING STREAK	16	March 11, 1976 to April 9, 1976
LONGEST LOSING STREAK (Start of season)	7	October 31, 2000 to November 14, 2000
LONGEST HOME WINNING STREAK	22	December 8, 1990 to March 7, 1991
LONGEST HOME LOSING STREAK	11	February 15, 2005 to April 5, 2005
LONGEST ROAD WINNING STREAK	12	December 17, 2014 to January 17, 2015
LONGEST ROAD LOSING STREAK	29	January 28, 1976 to November 26, 1976
MOST HAWKS POINTS IN LOSING GAME (regulation)	161	Chicago 168, Hawks 161, 4OT, March 1, 2019
MOST OPPONENTS POINTS IN LOSING GAME	133	Baltimore 138, Hawks 133, December 17, 1969
MOST PLAYERS SCORING 1000 POINTS	139	Hawks 142, New York 139 (4 OT), January 29, 2017
	5	1969-70 (Hudson 2031, Caldwell 1727, Hazzard 1253, Bridges 1217, Davis 1116)

HAWKS SUNDRY RECORDS, CONT.

BIGGEST HAWKS WINS:

46	Hawks 126, Sacramento 80 (11-15-17)
44	Hawks 141, Detroit 97 (2-7-94)
42	Hawks 135, Philadelphia 93 (4-15-89)
41	Hawks 139, Phoenix 98 (3-10-71)
39	Hawks 138, Philadelphia 99 (3-3-69)
	Hawks 130, Milwaukee 91 (1-15-87)
	Hawks 133, Charlotte 94 (1-4-94)
	Hawks 148, Orlando 109 (11-11-89)

BIGGEST HAWKS LOSSES:

49	LA Clippers 150, Hawks 101 (11-16-19)
47	Houston 158, Hawks 111 (11-30-19)
47	Philadelphia 132, Hawks 85 (12-8-82)
46	L.A. Lakers 113, Hawks 67 (1-9-04)
45	Denver 138, Hawks 93 (11-15-18)
44	Toronto 128, Hawks 84 (12-3-16)
44	Phoenix 118, Hawks 74 (3-30-00)
44	L.A. Lakers 134, Hawks 90 (1-7-72)

HAWKS — THE LAST TIME. . .

	A HAWK	AN OPPONENT
SCORED 30-39 POINTS	Young (31) v/Cha, 3/9/20	Randle (33), NYK, 3/11/20
SCORED 40-49 POINTS	Young (42) v/NYK, 3/11/20	Rozier (40), Cha, 3/9/20
SCORED 50+ POINTS	Young (50) v/Mia, 2/20/20	Harden (60), Hou, 11/30/19
HAD 15-19 REBOUNDS	Collins (15) v/NYK, 3/11/20	Valanciunas (17), Mem, 3/7/20
HAD 20-24 REBOUNDS	Collins (20) v/Phi, 1/30/20	Capela (22), Hou, 1/8/20
HAD 25-29 REBOUNDS	Collins (25) v/Ind, 4/10/19	Whiteside (25), Mia, 11/15/16
HAD 30+ REBOUNDS	Willis (33) v/Was, 2/19/92	Nater (33), Mil, 12/19/76
HAD 20+ ASSISTS	Blaylock (23) v/Uta, 3/6/93	Rondo (20), Bos, 4/11/12
HAD 5+ STEALS	Hunter (5) v/NYK, 2/9/20	Drummond (5), Det, 1/18/20
HAD 10+ BLOCKED SHOTS	J. Smith (10) @Dal, 12/18/04	Clark (12), Tor, 3/23/01
MADE 15-19 FGs	Young (16) at NYK, 12/17/19	Embiid (17), Phi, 2/24/20
MADE 20+ FIELD GOALS	Abdur-Rahim (21) v/Det, 11/23/01	Iverson (20), Phi, 11/29/03
MADE 15-19 FTs	Young (15) v/Mia, 2/20/20	Rozier (15), Cha, 3/9/20
MADE 20+ FREE THROWS	Do. Wilkins (20) @NYK, 3/2/93	Wade (20), Mia, 12/19/07
HAD A TRIPLE-DOUBLE	Young vs. Hou, 1/8/20	Harden, Hou, 1/8/20
HAD A 20-20 (PTS/REBS)	Collins (20 pts/25 rebs) 4/10/19 vs. Ind	Capela (22 pts/22 rebs) 1/8/20 (Hou)
HAD A 30-20 (PTS/REBS)	Willis (35 pts/25 rebs) 4/13/93 vs. Cle	Nater (30 pts/33 rebs) 12/19/76 (Mil)
HAD A 20-30 (PTS/REBS)	Willis (20 pts/33 rebs) 2/19/92 v/Was	Nater (30 pts/33 rebs) 12/19/76 (Mil)
FOUR-POINT PLAY	Young v/Mia, 2/20/20	Warren, Ind, 1/4/20
TEAM		
SCORED 120-129 POINTS	v/Phi (129), 2/29/20	Mem (127), 3/2/20
SCORED 130-139 POINTS	v/NYK (131) 3/11/20	NYK (136), 3/11/20
SCORED 140-149 POINTS	v/Cha (143), 3/9/20	OKC (140), 1/24/20
SCORED 150+ POINTS	v/Was (152), 1/26/20	Hou (158), 11/30/19
SHOT 60% FIELD GOALS	v/OKC (.622), 1/15/19	Orl (.609), 4/5/19
WON BY 20-29 POINTS	v/Bkn (23, 141-118), 2/28/20	Cle (22, 127-105), 2/12/20
WON BY 30-39 POINTS	@Phi (32, 104-72), 10/29/16	Mem (39, 127-88), 3/2/20
WON BY 40+ POINTS	v/Sac (46, 126-80), 11/15/17	Hou (47, 158-111), 11/30/19
HAWKS		
WON FIVE STRAIGHT	12/28/16-1/10/17 (7)	
WON 10 STRAIGHT	12/27/14 - 1/31/15 (19)	
WON 5 STRAIGHT AT HOME	2/26/16 - 3/19/16 (6)	
WON 10 STRAIGHT AT HOME	12/30/14 - 2/6/15 (12)	
WON 15 STRAIGHT AT HOME	11/12/96 - 2/12/97 (20)	
WON 20 STRAIGHT AT HOME	11/12/96 - 2/12/97 (20)	
WON 5 STRAIGHT ON THE ROAD	1/4/17-1/16/17 (5)	
WON 10 STRAIGHT ON THE ROAD	12/17/14 - 1/17/15 (12)	
LOST 5 STRAIGHT ON THE ROAD	2/7/20 - 3/7/20 (6)	
LOST 10 STRAIGHT ON THE ROAD	12/6/17 - 1/8/18 (10)	


HISTORY
ATLANTA
12
12 DE'ANDRE HUNTER

YEARLY W - L RECORDS

TRI-CITIES BLACKHAWKS (54-78)

Year	Coach	Season W	Season L	Finish	Playoffs W	Playoffs L
1949-50	Roger Potter (1-6)					
	Arnold "Red" Auerbach (28-29)	29	35	3rd	1	2
1950-51	Dave McMillan (9-14)					
	John Logan (2-1)					
	Marko Todorovich (14-28)	25	43	5th	—	—

MILWAUKEE HAWKS (91-190)

1951-52	Doxie Moore	17	49	5th	—	—
1952-53	Andrew Levane	27	44	5th	—	—
1953-54	Andrew Levane (11-35)					
	William "Red" Holzman (10-16)	21	51	4th	—	—
1954-55	William "Red" Holzman	26	46	4th	—	—

ST. LOUIS HAWKS (553-452)

1955-56	William "Red" Holzman	33	39	3rd	4	4
1956-57	William "Red" Holzman (14-19)					
	Slater Martin (5-3)					
	Alex Hannum (15-16)	34	38	1st	8	4
1957-58	Alex Hannum	41	31	1st	8	3
1958-59	Andy Phillip (6-4)					
	Ed Macauley (43-19)	49	23	1st	2	4
1959-60	Ed Macauley	46	29	1st	7	7
1960-61	Paul Seymour	51	28	1st	5	7
1961-62	Paul Seymour (5-9)					
	Andrew Levane (20-40)					
	Bob Pettit (4-2)	29	51	4th	—	—
1962-63	Harry Gallatin	48	32	2nd	6	5
1963-64	Harry Gallatin	46	34	2nd	7	5
1964-65	Harry Gallatin (17-16)					
	Richie Guerin (28-19)	45	35	2nd	1	3
1965-66	Richie Guerin	36	44	3rd	6	4
1966-67	Richie Guerin	39	42	2nd	5	4
1967-68	Richie Guerin	56	26	1st	2	4

ATLANTA HAWKS (2068-2133)

1968-69	Richie Guerin	48	34	2nd	5	6
1969-70	Richie Guerin	48	34	1st	4	5
1970-71	Richie Guerin	36	46	2nd	1	4
1971-72	Richie Guerin	36	46	2nd	2	4
1972-73	Cotton Fitzsimmons	46	36	2nd	2	4
1973-74	Cotton Fitzsimmons	35	47	2nd	—	—
1974-75	Cotton Fitzsimmons	31	51	4th	—	—
1975-76	Cotton Fitzsimmons (28-46)/Gene Tormohlen (1-7)	29	53	5th	—	—
1976-77	Hubie Brown	31	51	6th	—	—
1977-78	Hubie Brown	41	41	4th	0	2
1978-79	Hubie Brown	46	36	3rd	5	4
1979-80	Hubie Brown	50	32	1st	1	4
1980-81	Hubie Brown (31-48)	31	51	4th	—	—
	Michael Fratello/Brendan Suhr (0-3)					
1981-82	Kevin Loughery	42	40	2nd	0	2
1982-83	Kevin Loughery	43	39	2nd	1	2
1983-84	Michael Fratello	40	42	3rd	2	3
1984-85	Michael Fratello	34	48	5th	—	—
1985-86	Michael Fratello	50	32	2nd	4	5
1986-87	Michael Fratello	57	25	1st	4	5
1987-88	Michael Fratello	50	32	3rd	6	6
1988-89	Michael Fratello	52	30	3rd	2	3
1989-90	Michael Fratello	41	41	6th	—	—
1990-91	Bob Weiss	43	39	4th	2	3
1991-92	Bob Weiss	38	44	5th	—	—
1992-93	Bob Weiss	43	39	4th	0	3
1993-94	Lenny Wilkens	57	25	1st	5	6
1994-95	Lenny Wilkens	42	40	5th	0	3
1995-96	Lenny Wilkens	46	36	4th	4	
1996-97	Lenny Wilkens	56	26	2nd	4	6

YEARLY W - L RECORDS, CONT.

ATLANTA HAWKS (2068-2133), CONT.

Year	Coach	Season W	Season L	Finish	Playoffs W	Playoffs L
1997-98	Lenny Wilkens	50	32	4th	1	3
1998-99	Lenny Wilkens	31	19	2nd	3	6
1999-00	Lenny Wilkens	28	54	7th	—	—
2000-01	Lon Kruger	25	57	7th	—	—
2001-02	Lon Kruger	33	49	6th	—	—
2002-03	Lon Kruger (11-16)/Terry Stotts (24-31)	35	47	5th	—	—
2003-04	Terry Stotts	28	54	7th	—	—
2004-05	Mike Woodson	13	69	5th	—	—
2005-06	Mike Woodson	26	56	4th	—	—
2006-07	Mike Woodson	30	52	5th	—	—
2007-08	Mike Woodson	37	45	3rd	3	4
2008-09	Mike Woodson	47	35	2nd	4	7
2009-10	Mike Woodson	53	29	2nd	4	7
2010-11	Larry Drew	44	38	3rd	6	6
2011-12	Larry Drew	40	26	2nd	2	4
2012-13	Larry Drew	44	38	2nd	2	4
2013-14	Mike Budenholzer	38	44	4th	3	4
2014-15	Mike Budenholzer	60	22	1st	8	8
2015-16	Mike Budenholzer	48	34	2nd	4	6
2016-17	Mike Budenholzer	43	39	2nd	2	4
2017-18	Mike Budenholzer	24	58	5th	—	—
2018-19	Lloyd Pierce	29	53	5th	—	—
2019-20	Lloyd Pierce	20	47	5th	—	—

COACHING RECORDS

Name	Regular Season W	Regular Season L	Regular Season Pct.	Playoffs W	Playoffs L	Playoffs Pct.
Richie Guerin	327	291	.529	26	34	.433
Michael Fratello	324	250	.564	18	22	.450
Lenny Wilkens	310	232	.572	17	30	.362
Mike Budenholzer	213	197	.520	17	22	.436
Mike Woodson	206	286	.419	11	18	.379
Hubie Brown	199	208	.489	6	10	.375
Cotton Fitzsimmons	140	180	.438	2	4	.333
Larry Drew	128	102	.557	10	14	.417
Bob Weiss	124	122	.504	2	6	.250
Harry Gallatin	111	82	.575	13	10	.565
Ed Macauley	89	48	.650	9	11	.450
Kevin Loughery	85	79	.518	1	4	.200
William "Red" Holzman	83	120	.409	4	4	.500
Lon Kruger	69	122	.361	—	—	—
Andrew Levane	58	119	.328	—	—	—
Paul Seymour	56	37	.602	5	7	.417
Alex Hannum	56	47	.544	16	7	.696
Terry Stotts	52	85	.380			
Lloyd Pierce	49	100	.329			
Arnold "Red" Auerbach	28	29	.491	1	2	.333
Doxie Moore	17	49	.258			
Marko Todorovich	14	28	.333			
Dave McMillan	9	14	.391			
Andy Phillip	6	4	.600			
Slater Martin	5	3	.625			
Bob Pettit	4	2	.667			
John Logan	2	1	.667			
Roger Potter	1	6	.143			
Gene Tormohlen	1	7	.125			
Michael Fratello/Brendan Suhr	0	3	.000			

YEARLY RESULTS: 1968 - 69

48-34 OVERALL (28-12 at home, 18-21 on the road, 2-1 at neutral site)

SEASON STATS

	G	Min	FGM	FGA	Pct	FTM	FTA	Pct	Reb	Asst	PF	DQ	Pts	Avg
Hudson	81	2869	716	1455	.492	338	435	.777	533	216	248	0	1770	21.9
Beaty	72	2578	588	1251	.470	370	506	.731	798	131	272	7	1546	21.5
Caldwell	81	2720	561	1106	.507	159	296	.537	303	320	231	1	1281	15.8
Bridges	80	2930	351	775	.453	239	353	.677	1132	298	290	3	941	11.8
Ohl	76	1995	385	901	.427	147	208	.707	170	221	232	5	917	12.1
Hazzard	80	2420	345	869	.397	208	294	.707	266	474	264	6	898	11.2
Davis	78	1367	265	568	.467	154	231	.667	529	97	239	6	684	8.8
Silas	79	1853	241	575	.419	204	333	.613	745	140	166	0	686	8.7
Guerin	27	472	47	111	.423	57	74	.770	59	99	66	0	151	5.6
Harlicka	26	218	41	90	.456	24	31	.774	16	37	29	0	106	4.1
Hamilton	25	141	37	67	.552	2	5	.400	29	8	19	0	76	3.0
Lehmann	11	138	26	67	.388	8	12	.667	9	27	18	0	60	5.5
Waller	11	29	2	9	.222	3	7	.429	10	1	8	0	7	0.6

RESULTS

(#, overtime; #2, double OT; #3, three OT; #4, four OT)

(1) at Columbia, SC (2) at Baltimore, MD (3) at Cleveland, OH

Date		Opponent	W/L	Atl.	Opp.	Record
10/16		CINCINNATI	L	110	125	0-1
10/19		MILWAUKEE	W	125	107	1-1
10/23		CHICAGO	W	106	91	2-1
10/25		at Seattle	L	112	123	2-2
10/27		at Phoenix	W	123	100	3-2
10/29		at Los Angeles	L	124	125	3-3
10/30		at San Diego	L	116	127	3-4
11/1		SAN FRAN.	W	109	105	4-4
11/3		BOSTON	L	103	123	4-5
11/6		at Baltimore	L	119	140	4-6
11/8		SAN DIEGO	W	114	101	5-6
11/9		SAN FRAN.	W	113	106	6-6
11/12		at San Francisco	L	108	123	6-7
11/13		at Seattle	W	142	113	7-7
11/15		PHILADELPHIA	L	115	116	7-8
11/16		at Cincinnati	L	125	130	7-9
11/19		at Milwaukee	L	98	119	7-10
11/20		NEW YORK	W	111	106	8-10
11/21		at Detroit	W	129	121	9-10
11/23		at Chicago	W	114	96	10-10
11/24		BALTIMORE	L	111	118	10-11
11/26		at Baltimore	L	99	102	10-12
11/27		CINCINNATI	W	94	91	11-12
11/30		at Cincinnati	W	126	109	12-12
12/3		at New York	L	93	126	12-13
12/4		NEW YORK	L	113	121	12-14
12/6		LOS ANGELES	L	94	99	12-15
12/8		at Phoenix	W	121	99	13-15
12/10		at San Francisco	W	111	100	14-15
12/12		at Seattle	W	93	91	15-15
12/13		at Los Angeles	W	105	103	16-15
12/14		at Chicago	W	87	83	17-15
12/18		MILWAUKEE	W	122	116	18-15
12/21		DETROIT	W	120	110	19-15
12/26		SEATTLE	W	126	96	20-15
12/28		BOSTON	W	110	97	21-15
12/29		BALTIMORE	W	101	99	22-15
1/2		at Chicago	W	106	88	23-15
1/3		DETROIT	W	128	106	24-15
1/4		LOS ANGELES	L	111	121	24-16
1/5		PHOENIX	W	97	96	25-16
1/8		at Philadelphia	L	111	112	25-17
1/10		DETROIT	W	104	101	26-17
1/11		LOS ANGELES	W	104	100	27-17
		ALL-STAR BREAK				
1/16	(1)	PHOENIX	W	112	107	28-17
1/17		PHOENIX	W	112	107	29-17
1/19		NEW YORK	W	100	96	30-17
1/21		at San Diego	L	113	124	30-18
1/22		at Phoenix	W	125	107	31-18
1/24		LOS ANGELES	W	110	106	32-18
1/25		at Baltimore	W	112	109	33-18
1/26		PHILADELPHIA	L	115	119	33-19
1/28		at Boston	L	96	108	33-20
1/29		at Philadelphia	L	96	119	33-21
1/31		SEATTLE	L	112	119	33-22
2/1		DETROIT	W	119	99	34-22
2/2		SAN DIEGO	W	115	103	35-22
2/4		at New York	L	97	122	35-23
2/7		at Boston	W	109	107	36-23
2/8		CHICAGO	W	106	97	37-23
2/9		BALTIMORE	L	101	102	37-24
2/11		SAN FRANCISCO	L	87	92	37-25
2/12		at Milwaukee	W	113	106	38-25
2/14	(#)	BOSTON	W	104	101	39-25
2/16		SAN FRANCISCO	L	106	113	39-26
2/17	(2)	MILWAUKEE	L	111	123	39-27
2/18	(3)	at Cincinnati.	W	124	123	40-27
2/20		at Detroit	W	97	87	41-27
2/23		SAN DIEGO	W	124	92	42-27
2/25		at New York	L	101	122	42-28
2/28		at Boston	L	120	122	42-29
3/3		MILWAUKEE	W	112	106	43-29
3/8		PHILADELPHIA	W	138	99	44-29
3/9		CINCINNATI	W	134	107	45-29
3/11		at Chicago	L	90	102	45-30
3/12		CHICAGO	W	109	90	46-30
3/15		at Philadelphia	L	120	122	46-31
3/16	(#)	SEATTLE	W	131	127	47-31
3/18		at San Francisco	W	128	115	48-31
3/20		SAN DIEGO	L	97	115	48-32
3/21		at Los Angeles	L	103	116	48-33
3/23		at San Diego	L	121	128	48-34

ATLANTA	OPPONENT
Most points: 142 at Seattle (11/13)	Most points: 140 (Baltimore, 11/6)
Least points: 87 (two times)	Least points: 83 (Chicago, 12/14)

YEARLY RESULTS: 1969 - 70

48-34 OVERALL (25-13 at home, 18-16 on the road, 5-5 at neutral site)

SEASON STATS

	G	Min	FGM	FGA	Pct	FTM	FTA	Pct	Reb	Asst	PF	DQ	Pts	Avg
Hudson	80	3091	830	1564	.531	371	450	.824	373	276	225	1	2031	25.4
Caldwell	82	2857	674	1329	.507	379	551	.688	407	287	255	3	1727	21.1
Bellamy	23	855	141	287	.491	75	124	.605	310	88	97	2	357	15.5
Hazzard	82	2757	493	1056	.467	267	330	.809	329	561	264	3	1253	15.3
Bridges	82	3269	443	932	.475	331	451	.734	1181	345	292	6	1217	14.8
Davis	82	2623	438	943	.464	240	318	.755	796	238	335	5	1116	13.6
Gregor	81	1603	286	661	.433	88	113	.779	397	63	159	5	660	8.1
Beard	72	941	183	392	.467	135	163	.828	140	121	124	0	501	7.0
Ohl	66	984	176	372	.473	58	72	.806	71	98	113	1	410	6.2
Newmark	64	612	127	296	.429	59	77	.766	174	42	128	3	313	4.9
O'Malley	24	113	21	60	.350	8	19	.421	26	10	12	0	50	2.1
Tormohlen	2	11	2	4	.500	0	0	.000	4	1	3	0	4	2.0
Guerin	8	64	3	11	.273	1	1	1.000	2	12	9	0	7	0.9

RESULTS

(#, overtime; #2, double OT; #3, three OT; #4, four OT)

(1) at Auburn, AL (2) at Albuquerque, NM (3) at St. Louis, MO (4) at Salt Lake City, UT (5) at Kansas City, KS
(6) at Cleveland, OH (7) at Memphis, TN (8) at Columbia, SC (9) at Greenville, SC

Date		Opponent	W/L	Atl.	Opp.	Record
10/15		SEATTLE	W	124	119	1-0
10/18		PHOENIX	W	121	116	2-0
10/22		SAN FRANCISCO	L	93	94	2-1
10/24		at Boston	W	122	110	3-1
10/25		DETROIT	L	104	125	3-2
10/28		at New York	L	104	128	3-3
10/29		SAN DIEGO	W	117	114	4-3
11/1	(#)	at Baltimore	W	140	137	5-3
11/2		SEATTLE	W	125	113	6-3
11/5		BOSTON	W	128	121	7-3
11/6	(#)	at Chicago	W	142	137	8-3
11/8		SAN FRANCISCO	W	106	93	9-3
11/10	(1)	CHICAGO	W	133	132	10-3
11/11		PHILADELPHIA	W	124	107	11-3
11/14		at San Francisco	W	120	109	12-3
11/15		at San Diego	L	118	133	12-4
11/16	(2)	at Phoenix	L	118	139	12-5
11/19		at Seattle	W	137	116	13-5
11/21		at Detroit	W	118	106	14-5
11/22		PHILADELPHIA	L	116	132	14-6
11/25	(3)	MILWAUKEE	L	115	130	14-7
11/26		NEW YORK	L	103	138	14-8
11/28		at Boston	W	130	105	15-8
11/29		CINCINNATI	W	128	111	16-8
12/4		SEATTLE	W	119	111	17-8
12/5		at Cincinnati	L	127	156	17-9
12/7		at Los Angeles	W	104	103	18-9
12/9	(4)	SAN FRANCISCO	W	117	115	19-9
12/10		at San Diego	L	107	126	19-10
12/12		LOS ANGELES	W	121	107	20-10
12/13		MILWAUKEE	L	100	121	20-11
12/16	(#)	at New York	W	125	124	21-11
12/17		BALTIMORE	L	133	138	21-12
12/18	(5)	at Chicago	L	112	114	21-13
12/20		BOSTON	W	122	106	22-13
12/21		CHICAGO	W	118	111	23-13
12/26	(6)	at Cincinnati	L	110	130	23-14
12/27		PHILADELPHIA	W	112	107	24-14
12/29		SAN DIEGO	W	122	118	25-14
12/31		BALTIMORE	W	122	111	26-14
1/2		at Philadelphia	L	117	121	26-15
1/3		CINCINNATI	L	102	104	26-16
1/4		at Milwaukee	W	126	125	27-16
1/6		SEATTLE	W	101	97	28-16
1/7		at Boston	W	112	106	29-16
1/9		LOS ANGELES	L	112	127	29-17
1/10		at Baltimore	L	109	130	29-18
1/12	(7)	DETROIT	L	100	113	29-19
1/13		at Philadelphia	L	105	136	29-20
1/14		SAN FRANCISCO	L	101	103	29-21
1/16	(8)	CINCINNATI	W	117	100	30-21
1/18		CHICAGO	W	125	107	31-21
		ALL-STAR BREAK				
1/25		MILWAUKEE	L	116	131	31-22
1/26		at San Francisco	W	131	104	32-22
1/28		at Seattle	L	119	120	32-23
1/29		at Phoenix	L	102	111	32-24
1/30		at Los Angeles	L	87	102	32-25
2/1		BALTIMORE	L	124	133	32-26
2/2	(9)	DETROIT	W	125	121	33-26
2/4		NEW YORK	W	111	96	34-26
2/6		CHICAGO	W	104	93	35-26
2/8		at Chicago	L	107	117	35-27
2/10		at San Francisco	L	104	113	35-28
2/11		at San Diego	W	155	131	36-28
2/12		at Los Angeles	L	114	136	36-29
2/15		BOSTON	W	146	125	37-29
2/18	(7)(#)	CINCINNATI	W	139	125	38-29
2/21		at New York	W	122	106	39-29
2/22		DETROIT	L	114	116	39-30
2/24		at Los Angeles	W	118	105	40-30
2/25		at Seattle	L	112	120	40-31
2/27		at Baltimore	L	107	114	40-32
3/1		PHOENIX	L	98	109	40-33
3/3		LOS ANGELES	W	101	93	41-33
3/5		at Milwaukee	W	126	117	42-33
3/8		at Phoenix	L	119	130	42-34
3/10		MILWAUKEE	W	140	127	43-34
3/11		SAN DIEGO	W	122	121	44-34
3/15		PHOENIX	W	126	111	45-34
3/17		at Philadelphia	W	128	125	46-34
3/20		NEW YORK	W	110	102	47-34
3/22		at Detroit	W	130	126	48-34

ATLANTA	OPPONENT
Most points: 155 at San Diego (2/11)	Most points: 156 (Cincinnati, 12/5)
Least points: 87 at Los Angeles (1/30)	Least points: 93 (three times)

YEARLY RESULTS: 1970 - 71

36-46 OVERALL (21-20 at home, 14-26 on the road, 1-0 at neutral site)

SEASON STATS

	G	Min	FGM	FGA	Pct	FTM	FTA	Pct	Reb	Asst	PF	DQ	Pts	Avg
Hudson	76	3113	829	1713	.484	381	502	.759	386	257	186	0	2039	26.8
Maravich	81	2926	738	1613	.458	404	505	.800	298	355	238	1	1880	23.2
Hazzard	82	2877	517	1126	.459	315	415	.759	300	514	276	2	1349	16.5
Bellamy	82	2908	433	879	.493	336	556	.604	1060	230	271	4	1202	14.7
Bridges	82	3140	382	834	.458	211	330	.639	1233	240	317	7	975	11.9
Chambers	65	1168	237	526	.451	106	134	.791	245	61	119	0	580	8.9
Davis	82	1864	241	503	.479	195	288	.677	546	108	253	5	677	8.3
Chappell	42	451	71	161	.441	60	74	.811	133	16	63	2	202	4.8
Vallely	51	430	73	204	.358	45	59	.763	34	47	50	0	191	3.7
Christian	54	524	55	127	.433	40	64	.625	177	30	118	0	150	2.8
White	38	315	34	84	.405	22	39	.564	48	47	62	2	90	2.4
Riley	7	39	4	9	.444	5	9	.556	12	1	5	0	13	1.9

RESULTS

(#, overtime; #2, double OT; #3, three OT; #4, four OT)

(1) at College Park, MD

Date		Opponent	W/L	Atl.	Opp.	Record
10/17		MILWAUKEE	L	98	107	0-1
10/21		SAN FRANCISCO	W	102	100	1-1
10/22		at Detroit	L	101	120	1-2
10/24		BOSTON	L	109	113	1-3
10/26		at Cincinnati	L	107	126	1-4
10/31		SAN DIEGO	L	117	121	1-5
11/1		at Cleveland	W	131	107	2-5
11/4		DETROIT	L	105	117	2-6
11/6		at Philadelphia	L	112	118	2-7
11/7		PHOENIX	L	100	107	2-8
11/10		PHILADELPHIA	W	109	104	3-8
11/11		at Buffalo	L	118	134	3-9
11/13		at Boston	W	116	114	4-9
11/14		CHICAGO	L	116	120	4-10
11/17		at Los Angeles	L	105	116	4-11
11/18		at Portland	L	131	146	4-12
11/21		BALTIMORE	W	130	103	5-12
11/22		PHILADELPHIA	W	125	115	6-12
11/24		at New York	L	119	128	6-13
11/25		NEW YORK	L	111	114	6-14
11/27		at San Diego	L	127	128	6-15
11/29		at Seattle	L	107	130	6-16
12/1		at San Francisco	L	106	113	6-17
12/2		at Phoenix	L	112	126	6-18
12/5		SEATTLE	W	106	100	7-18
12/8		at Milwaukee	L	104	125	7-19
12/9		at Cincinnati	L	106	118	7-20
12/11		at Chicago	L	86	87	7-21
12/12		PORTLAND	W	107	101	8-21
12/13		BUFFALO	W	110	91	9-21
12/16		SAN DIEGO	W	128	117	10-21
12/18	(1)	at Baltimore	W	116	112	11-21
12/19		LOS ANGELES	L	104	116	11-22
12/22		at Los Angeles	W	119	115	12-22
12/23		at San Diego	L	102	133	12-23
12/25		at Phoenix	L	115	127	12-24
12/26		CINCINNATI	L	118	130	12-25
12/28		SAN FRANCISCO	L	104	115	12-26
12/29		at Detroit	L	97	99	12-27
12/31		CLEVELAND	W	119	85	13-27
1/2		at New York	W	112	108	14-27
1/3		BOSTON	L	128	140	14-28
1/5		DETROIT	L	90	98	14-29
1/7		BALTIMORE	L	102	110	14-30
1/8		at Baltimore	L	104	115	14-31
1/10		PHOENIX	L	105	116	14-32
		ALL-STAR BREAK				
1/15		at Boston	L	123	134	14-33
1/16		LOS ANGELES	W	127	123	15-33
1/18		at Buffalo	W	123	113	16-33
1/20		SEATTLE	L	108	112	16-34
1/22		at Milwaukee	W	117	110	17-34
1/24		MILWAUKEE	L	120	142	17-35
1/26		at Philadelphia	L	122	129	18-35
1/27		NEW YORK	L	108	116	17-37
1/29		CLEVELAND	W	119	111	18-37
1/31		SAN DIEGO	W	131	120	19-37
2/2		at San Francisco	L	99	101	19-38
2/4		at Portland	L	123	137	19-39
2/5	(#)	at Seattle	W	121	120	20-39
2/7		CINCINNATI	W	121	118	21-39
2/9		at New York	W	114	109	22-39
2/10		BOSTON	W	114	102	23-39
2/12		NEW YORK	W	125	116	24-39
2/14		MILWAUKEE	L	88	124	24-40
2/16		at Chicago	L	102	118	24-41
2/20		at Baltimore	W	122	115	25-41
2/21		BALTIMORE	L	119	121	25-42
2/24		PORTLAND	W	118	107	26-42
2/26	(#)	at Boston	L	129	137	26-43
2/27		BUFFALO	W	134	117	27-43
2/28		DETROIT	L	105	106	27-44
3/2		at Seattle	W	128	116	28-44
3/3		at San Francisco	W	109	105	29-44
3/5		at Los Angeles	W	105	104	30-44
3/7		CINCINNATI	W	122	112	31-44
3/10		PHOENIX	W	139	98	32-44
3/12		at Cleveland	W	119	107	33-44
3/13		at Cincinnati	L	127	136	33-45
3/14		PHILADELPHIA	W	108	101	34-45
3/16		at Philadelphia	W	130	125	35-45
3/19	(#)	CHICAGO	W	112	111	36-45
3/20		at Chicago	L	121	138	36-36

ATLANTA	OPPONENT
Most points: 139 vs. Phoenix (3/10)	Most points: 146 (Portland, 11/18)
Least points: 86 at Chicago (12/11)	Least points: 85 (Cleveland, 12/31)

YEARLY RESULTS: 1971 - 72

36-46 OVERALL (22-19 at home, 13-26 on the road, 1-1 at neutral site)

SEASON STATS

	G	Min	FGM	FGA	Pct	FTM	FTA	Pct	Reb	Asst	PF	DQ	Pts	Avg
Hudson	77	3042	775	1540	.503	349	430	.812	385	309	225	0	1899	24.7
Maravich	66	2302	460	1077	.427	355	438	.811	256	393	207	0	1275	19.3
Bellamy	82	3187	593	1089	.545	340	581	.585	1049	262	255	2	1526	18.6
Washington	67	2416	325	729	.446	201	256	.785	601	121	217	0	851	12.7
Adams	70	2030	307	779	.394	204	273	.747	494	137	259	5	818	11.7
Gilliam	82	2337	345	774	.446	145	173	.838	335	377	232	3	835	10.2
Bridges	14	546	51	134	.381	31	44	.705	190	40	50	1	133	9.5
May	75	1285	234	476	.492	126	164	.768	217	55	133	0	594	7.9
Williams	10	127	23	53	.434	21	29	.724	4	20	18	0	67	6.7
Trapp	60	890	144	388	.371	105	139	.755	183	51	144	2	393	6.6
Vallely	9	110	20	43	.465	13	20	.650	11	9	13	0	53	5.9
Payne	29	227	45	103	.437	29	46	.630	69	15	40	0	119	4.1
Halliburton	37	288	61	133	.459	25	30	.833	37	20	50	1	147	4.0
Siegfried	21	335	25	77	.325	20	23	.870	32	52	32	0	70	3.3
Christian	56	485	66	142	.465	44	61	.721	181	28	77	0	176	3.1
Davis	11	119	8	33	.242	10	18	.556	36	8	14	0	26	2.4

RESULTS

(#, overtime; #2, double OT; #3, three OT; #4, four OT)

(1) at San Diego, CA, (2) at Hershey, PA

Date		Opponent	W/L	Atl.	Opp.	Record
10/12		at Cincinnati	L	113	127	0-1
10/16		PHILADELPHIA	L	102	104	0-2
10/20		LOS ANGELES	L	104	126	0-3
10/22		BOSTON	L	108	115	0-4
10/23		at New York	W	95	89	1-4
10/25		at Boston	L	116	136	1-5
10/27		NEW YORK	W	110	96	2-5
10/29		at Cleveland	W	98	97	3-5
10/30		DETROIT	L	99	104	3-6
11/3		CHICAGO	L	100	113	3-7
11/5	(#)	BUFFALO	L	117	122	3-8
11/6		at Philadelphia	L	96	101	3-9
11/10		MILWAUKEE	L	100	116	3-10
11/12		GOLDEN STATE	W	106	104	4-10
11/17		SEATTLE	L	104	112	4-11
11/20		PHOENIX	W	115	109	5-11
11/23		at Buffalo	L	97	102	5-12
11/24		at Milwaukee	L	107	141	5-13
11/26		BALTIMORE	L	105	118	5-14
11/27		CLEVELAND	L	95	103	5-15
11/28		at Boston	L	108	130	5-16
11/30		at Chicago	L	85	86	5-17
12/1		at Detroit	W	117	103	6-17
12/4		PHILADELPHIA	W	126	109	7-17
12/7	(1)	at Golden State	W	116	113	8-17
12/9		at Phoenix	L	115	135	8-18
12/10		at Houston	L	88	95	8-19
12/12		at Los Angeles	L	95	104	8-20
12/15	(#)	HOUSTON	L	115	117	8-21
12/17		at Baltimore	L	103	114	8-22
12/18		BALTIMORE	W	123	94	9-22
12/19		CINCINNATI	W	101	99	10-22
12/22		at Cincinnati	W	106	103	11-22
12/23		at Cleveland	L	110	115	11-23
12/25		BUFFALO	W	140	117	12-23
12/26		at Milwaukee	L	92	114	12-24
12/27		PORTLAND	W	135	121	13-24
12/30		at Houston	L	115	129	13-25
1/1		at Phoenix	W	116	111	14-25
1/4		at Portland	W	103	91	15-25
1/5		at Seattle	L	116	127	15-26
1/7		LOS ANGELES	L	90	134	15-27
1/8		at Baltimore	L	102	110	15-28
1/12		MILWAUKEE	W	104	102	16-28
1/14		at Cincinnati	L	102	126	16-29
1/15		BOSTON	L	106	122	16-30
1/16		PHILADELPHIA	W	124	116	17-30
		ALL-STAR BREAK				
1/21		GOLDEN STATE	L	111	113	17-31
1/23		at Milwaukee	W	118	113	18-31
1/25		at Buffalo	W	123	110	19-31
1/26		SEATTLE	L	119	131	19-32
1/28		DETROIT	W	124	108	20-32
1/30		at Phoenix	L	103	105	20-33
2/3		at Golden State	L	115	132	20-34
2/5		CLEVELAND	W	120	117	21-34
2/6		at Houston	L	113	120	21-35
2/9		LOS ANGELES	L	113	117	21-36
2/11		at Chicago	L	91	102	21-37
2/12		CHICAGO	L	106	117	21-38
2/13		BUFFALO	W	133	119	22-38
2/15		at Detroit	W	113	105	23-38
2/16		BALTIMORE	W	105	103	24-38
2/18		at Baltimore	L	81	106	24-39
2/20		CINCINNATI	L	92	101	24-40
2/23		PHOENIX	W	120	118	25-40
2/25	(2)	at Philadelphia	L	110	114	25-41
2/27		PORTLAND	W	113	110	26-41
2/29		at Buffalo	W	99	89	27-41
3/3		at Los Angeles	L	104	113	27-42
3/4		at Portland	W	120	101	28-42
3/5		at Seattle	L	110	112	28-43
3/8		CHICAGO	L	96	98	28-44
3/12		CLEVELAND	W	135	114	29-44
3/14		at New York	L	107	115	29-45
3/15		SEATTLE	W	134	96	30-45
3/17		at Detroit	L	112	121	30-46
3/18		CINCINNATI	W	115	106	31-46
3/19		at Cleveland	W	115	105	32-46
3/21		at Philadelphia	W	117	111	33-46
3/22		HOUSTON	W	107	106	34-46
3/24		GOLDEN STATE	W	118	102	35-46
3/26		NEW YORK	W	120	106	36-46

ATLANTA	OPPONENT
Most points: 140 vs. Buffalo (12/25)	Most points: 141 (Milwaukee, 11/24)
Least points: 81 at Baltimore (2/18)	Least points: 86 (Chicago, 11/30)

YEARLY RESULTS: 1972 - 73

46-36 OVERALL (28-13 at home, 17-23 on the road, 1-0 at neutral site)

SEASON STATS

	G	Min	FGM	FGA	Pct	FTM	FTA	Pct	Reb	Asst	PF	DQ	Pts	Avg
Hudson	75	3027	816	1710	.477	397	481	.825	467	258	197	1	2029	27.1
Maravich	79	3089	789	1788	.441	485	606	.800	346	546	245	1	2063	26.1
Bellamy	74	2802	455	901	.505	283	526	.538	964	179	244	1	1193	16.1
Gilliam	76	2741	471	1007	.468	123	150	.820	399	482	257	8	1065	14.0
Trapp	77	1853	359	824	.436	150	194	.773	455	127	274	11	868	11.3
Washington	75	2833	308	713	.432	163	224	.728	801	174	252	5	779	10.4
Bracey	70	1050	192	395	.486	73	110	.664	107	125	125	0	457	6.5
Adams	4	76	8	38	.211	7	8	.875	22	5	11	0	23	5.8
Halliburton	24	238	50	116	.431	21	22	.955	26	28	29	0	121	5.0
May	32	317	61	134	.455	22	31	.710	67	21	55	0	144	4.5
Christian	55	759	85	155	.548	60	79	.759	305	47	111	2	230	4.2
Wetzel	28	504	42	94	.447	14	17	.824	58	39	41	1	98	3.5
Tschogl	10	94	14	40	.350	2	4	.500	21	6	25	0	30	3.0
Mast	42	447	50	118	.424	19	30	.633	136	37	50	0	119	2.8

RESULTS

(#, overtime; #2, double OT; #3, three OT; #4, four OT)

(1) at Pittsburgh, PA

Date		Opponent	W/L	Atl.	Opp.	Record
10/10		at Buffalo	W	120	109	1-0
10/13		at Baltimore	L	98	115	1-1
10/15		NEW YORK	W	109	101	2-1
10/17		BOSTON	L	115	119	2-2
10/20		at Houston	L	108	120	2-3
10/21		at Kansas City	L	101	108	2-4
10/24		at Portland	W	118	110	3-4
10/25		at Seattle	W	118	115	4-4
10/28		at Golden State	L	107	122	4-5
10/31		HOUSTON	L	105	106	4-6
11/3		at Houston	W	114	108	5-6
11/4		PHILADELPHIA	W	128	120	6-6
11/7	(#)	BALTIMORE	W	109	107	7-6
11/9		at New York	L	99	101	7-7
11/11		MILWAUKEE	W	111	102	8-7
11/14		GOLDEN STATE	L	105	114	8-8
11/18		PHOENIX	W	126	122	9-8
11/19		at Cleveland	L	98	109	9-9
11/21	(#)	at Detroit	L	110	113	9-10
11/23		SEATTLE	W	110	97	10-10
11/25		CHICAGO	L	99	100	10-11
11/26		at Milwaukee	L	96	108	10-12
11/29		at Phoenix	L	98	109	10-13
12/1	(#)	at Los Angeles	W	114	109	11-13
12/2		at Portland	W	106	103	12-13
12/5		PORTLAND	W	122	121	13-13
12/7	(#)	at Chicago	W	94	89	14-13
12/8		BALTIMORE	W	134	115	15-13
12/9		at Kansas City	L	115	130	15-14
12/12		at New York	L	93	114	15-15
12/13		NEW YORK	W	121	120	16-15
12/16		CLEVELAND	W	100	94	17-15
12/20		KANSAS CITY	W	119	102	18-15
12/22		at Buffalo	W	110	109	19-15
12/23	(1)	at Philadelphia	W	124	112	20-15
12/26		at Cleveland	L	96	115	20-16
12/27		at Philadelphia	W	121	120	21-16
12/28		BALTIMORE	L	111	112	21-17
12/30		BUFFALO	W	120	110	22-17
1/2		at Chicago	L	90	100	22-18
1/3		at Milwaukee	L	97	105	22-19

Date		Opponent	W/L	Atl.	Opp.	Record
1/5		BOSTON	L	108	126	22-20
1/6		at Detroit	W	116	111	23-20
1/9		HOUSTON	W	120	114	24-20
1/11		NEW YORK	L	107	122	24-21
1/12		at Boston	L	109	133	24-22
1/14		LOS ANGELES	L	100	102	24-23
1/16	(#)	DETROIT	W	130	129	25-23
1/17		at Philadelphia	W	122	105	26-23
1/18		BUFFALO	L	125	127	26-24
1/20		CLEVELAND	W	96	84	27-24
		ALL-STAR BREAK				
1/26		at Buffalo	W	118	82	28-24
1/27		KANSAS CITY	W	129	126	29-24
1/28		at Houston	L	108	116	29-25
1/30		DETROIT	L	123	126	29-26
2/2		at Boston	W	100	99	30-26
2/3		BUFFALO	W	105	101	31-26
2/6		BALTIMORE	W	112	106	32-26
2/7		at Baltimore	L	108	137	32-27
2/8	(#)	CLEVELAND	L	132	136	32-28
2/10		HOUSTON	W	103	91	33-28
2/11		at Cleveland	W	115	107	34-28
2/16		at Phoenix	W	111	104	35-28
2/18		at Los Angeles	W	99	92	36-28
2/20		at Golden State	L	115	118	36-29
2/23		at Seattle	L	120	124	36-30
2/27		SEATTLE	W	131	130	37-30
3/2		at Philadelphia	W	130	107	38-30
3/3		HOUSTON	W	136	125	39-30
3/4		PHILADELPHIA	W	138	130	40-30
3/8		PORTLAND	W	135	129	41-30
3/10		GOLDEN STATE	W	117	113	42-30
3/11		at Houston	L	118	129	42-31
3/13		at Cleveland	L	107	115	42-32
3/16		PHOENIX	W	135	127	43-32
3/18		MILWAUKEE	L	104	105	43-33
3/20		LOS ANGELES	W	114	112	44-33
3/21		at New York	W	98	93	45-33
3/23		at Boston	L	108	124	45-34
3/24		CHICAGO	W	113	111	46-34
3/25		at Baltimore	L	105	112	46-35
3/27		BOSTON	L	110	117	46-36

ATLANTA	OPPONENT
Most points: 138 vs. Philadelphia (3/4)	Most points: 137 (Baltimore, 2/7)
Least points: 90 at Chicago (1/2)	Least points: 82 (Buffalo, 1/26)

YEARLY RESULTS: 1973 - 74

35-47 OVERALL (23-18 at home, 12-25 on the road, 0-4 at neutral site)

SEASON STATS

	G	Min	FGM	FGA	Pct	FTM	FTA	Pct	Reb	Asst	PF	Stl	Blk	Pts	Avg
Maravich	76	2903	819	1791	.457	469	568	.826	374	396	261	111	13	2107	27.7
Hudson	65	2588	678	1356	.500	295	353	.836	350	213	205	160	29	1651	25.4
Gilliam	62	2003	384	846	.454	106	134	.791	267	355	190	134	18	874	14.1
Bellamy	77	2440	389	801	.486	233	383	.608	740	189	232	52	48	1011	13.1
Washington	73	2519	297	612	.485	134	196	.684	735	156	249	49	74	728	10.0
Brown	77	1715	277	632	.438	163	217	.751	441	114	239	29	16	717	9.3
Jones	74	1448	238	502	.474	116	156	.744	454	86	197	29	64	592	8.0
Bracey	75	1463	241	520	.463	69	96	.719	146	231	157	60	5	551	7.3
Wetzel	70	1232	107	252	.425	41	57	.719	170	138	147	73	19	255	3.6
Schlueter	57	547	63	135	.467	38	50	.760	155	45	84	25	22	164	2.9
Inglesby	48	398	50	131	.382	29	37	.784	44	37	43	19	4	129	2.7
Tschogl	64	499	59	166	.355	10	17	.588	76	33	69	17	20	128	2.0

RESULTS

(#, overtime; #2, double OT; #3, three OT; #4, four OT)

(1) Toronto, ON (2) at Hershey, PA
(3) at Madison, WI (4) at Providence, RI

Date		Opponent	W/L	Atl.	Opp.	Record
10/9		CAPITAL	W	128	114	1-0
10/11		LOS ANGELES	W	129	102	2-0
10/12		at Detroit	L	105	122	2-1
10/13		KC/OMAHA	L	102	117	2-2
10/20		at Phoenix	L	108	118	2-3
10/21		at Los Angeles	W	119	100	3-3
10/24		at Seattle	W	131	106	4-3
10/26		at Portland	L	110	127	4-4
10/27		at Golden State	W	125	116	5-4
10/30		PHOENIX	W	122	101	6-4
11/2		at Houston	W	125	123	7-4
11/3		BOSTON	L	109	122	7-5
11/4		at Cleveland	W	115	110	8-5
11/8		DETROIT	L	115	129	8-6
11/10		PHILADELPHIA	W	120	97	9-6
11/13		at Buffalo	L	114	121	9-7
11/15		PORTLAND	W	123	114	10-7
11/17		CAPITAL	L	109	115	10-8
11/22		GOLDEN STATE	L	99	101	10-9
11/23		at Capital	L	86	101	10-10
11/24		MILWAUKEE	L	92	112	10-11
11/27		at KC/Omaha	W	129	110	11-11
11/28		BUFFALO	W	130	106	12-11
12/1		SEATTLE	W	120	110	13-11
12/5		at KC/Omaha	L	105	117	13-12
12/7		at Boston	L	112	116	13-13
12/8		at New York	L	100	117	13-14
12/11	(#)	BUFFALO	L	127	132	13-15
12/15		at Milwaukee	L	82	116	13-16
12/18		at Capital	W	98	91	14-16
12/19		NEW YORK	W	107	105	15-16
12/21		at Houston	W	124	110	16-16
12/22		CLEVELAND	L	98	108	16-17
12/26		PHILADELPHIA	W	145	118	17-17
12/28		at Chicago	L	94	118	17-18
12/29		HOUSTON	W	114	110	18-18
12/30		at Cleveland	W	99	94	19-18
1/1		at New York	L	89	99	19-19
1/2		PHOENIX	L	113	116	19-20
1/5		CLEVELAND	W	99	86	20-20

Date		Opponent	W/L	Atl.	Opp.	Record
1/6	(1)	at Buffalo	L	109	118	20-21
1/8		at Buffalo	L	96	100	20-22
1/10		CHICAGO	L	104	116	20-23
1/11	(2)	at Philadelphia	L	100	121	20-24
1/13		BOSTON	W	128	105	21-24
		ALL-STAR BREAK				
1/17		PORTLAND	W	126	99	22-24
1/18		at Boston	L	94	98	22-25
1/19		SEATTLE	W	127	109	23-25
1/22		at Chicago	L	89	102	23-26
1/23		HOUSTON	L	104	115	23-27
1/26		BUFFALO	W	132	122	24-27
1/27		NEW YORK	L	89	111	24-28
1/29		at Cleveland	L	111	118	24-29
1/30		GOLDEN STATE	L	122	129	24-30
2/2		HOUSTON	W	117	107	25-30
2/3		at Houston	L	112	123	25-31
2/5		CAPITAL	W	121	103	26-31
2/6		LOS ANGELES	W	107	103	27-31
2/8		at Philadelphia	W	99	90	28-31
2/9		CLEVELAND	L	84	104	28-32
2/11		PHILADELPHIA	L	95	116	28-33
2/14		at Golden State	L	105	121	28-34
2/16	(#)	at Phoenix	L	123	124	28-35
2/17		at Los Angeles	W	113	110	29-35
2/20	(3)	at Milwaukee	L	94	110	29-36
2/23		at New York	L	90	98	29-37
2/24	(4)	at Boston	L	96	111	29-38
2/27		KC/Omaha	L	76	85	29-39
3/1		MILWAUKEE	L	89	105	29-40
3/2		HOUSTON	W	129	122	30-40
3/5		at Capital	L	89	103	30-41
3/6		NEW YORK	L	94	96	30-42
3/9		CHICAGO	W	106	99	31-42
3/10		DETROIT	L	111	116	31-43
3/12		at Cleveland	L	84	95	31-44
3/15		at Seattle	W	126	107	32-44
3/16		at Portland	L	127	128	32-45
3/20		BOSTON	W	99	89	33-45
3/22		at Philadelphia	W	107	106	34-45
3/23	(#)	CAPITAL	W	119	108	35-45
3/24		at Capital	L	92	120	35-46
3/26		at Detroit	L	108	109	35-47

ATLANTA	OPPONENT
Most points: 145 vs. Philadelphia (12/26)	Most points: 132 (Buffalo, 12/11)
Least points: 76 vs. KC/Omaha (2/22)	Least points: 85 (KC/Omaha, 2/27)

YEARLY RESULTS: 1974 - 75

31-51 OVERALL (22-19 at home, 9-31 on the road, 0-1 at neutral site)

SEASON STATS

	G	Min	FGM	FGA	Pct	FTM	FTA	Pct	Reb	Asst	PF	Stl	Blk	Pts	Avg
Hudson	11	380	97	225	.431	48	57	.842	47	40	33	13	2	242	22.0
Drew	78	2289	527	1230	.428	388	544	.713	836	138	274	119	39	1442	18.5
Van Arsdale	73	2570	544	1269	.429	294	383	.768	249	207	231	78	3	1382	18.9
Gilliam	60	1393	314	736	.427	94	113	.832	204	170	124	77	13	722	12.0
Sojourner	73	2129	378	775	.488	95	146	.651	642	93	217	35	57	851	11.7
Henderson	79	2131	367	893	.411	168	241	.697	212	314	149	105	7	902	11.4
Brown	73	1986	315	684	.461	185	250	.740	434	133	228	54	15	815	11.2
Jones	75	2086	323	752	.430	132	183	.721	697	152	226	51	51	778	10.4
Meminger	80	2177	233	500	.466	168	263	.639	214	397	160	118	11	634	7.9
Washington	38	905	114	259	.440	41	55	.745	196	68	86	23	13	269	7.1
Lee	9	177	12	36	.333	32	39	.821	70	8	25	1	4	56	6.2
Kauffman	73	797	113	261	.433	59	84	.702	182	81	103	19	4	285	3.9
Wetzel	63	785	87	204	.426	68	77	.883	114	77	108	51	8	242	3.8

RESULTS

(#, overtime; #2, double OT; #3, three OT; #4, four OT)

(1) at Baton Rouge, LA

Date		Opponent	W/L	Atl.	Opp.	Record
10/18		at Chicago	L	115	120	0-1
10/19		HOUSTON	W	118	112	1-1
10/22		PHILADELPHIA	W	125	92	2-1
10/24		CLEVELAND	L	97	116	2-2
10/25		at Boston	L	109	116	2-3
10/30		at Detroit	W	104	96	3-3
10/31		at New York	L	90	93	3-4
11/2		BOSTON	L	125	126	3-5
11/7		PHOENIX	W	109	108	4-5
11/9		PORTLAND	L	115	119	4-6
11/10		at Milwaukee	W	99	94	5-6
11/12		at Golden State	L	111	128	5-7
11/14		at Portland	L	92	104	5-8
11/16		NEW ORLEANS	W	130	104	6-8
11/19		SEATTLE	W	122	113	7-8
11/21		NEW YORK	L	95	101	7-9
11/22	(1)	at New Orleans	L	86	90	7-10
11/23		KC/OMAHA	L	100	103	7-11
11/26		WASHINGTON	W	119	102	8-11
11/27		at Washington	L	104	114	8-12
11/29		at Houston	W	96	91	9-12
12/3		at Phoenix	W	90	85	10-12
12/6		at Los Angeles	L	84	100	10-13
12/8		at Seattle	W	102	95	11-13
12/10		at Portland	W	107	103	12-13
12/12		GOLDEN STATE	L	109	129	12-14
12/14	(#)	BOSTON	L	90	92	12-15
12/17		WASHINGTON	W	96	85	13-15
12/19		CHICAGO	L	80	88	13-16
12/20		at Buffalo	W	113	102	14-16
12/21		HOUSTON	L	96	101	14-17
12/23		at Philadelphia	L	88	100	14-18
12/25		at Washington	L	92	110	14-19
12/26		at Houston	L	86	114	14-20
12/28		LOS ANGELES	W	106	89	15-20
12/29		at Cleveland	L	103	110	15-21
1/1		at KC/Omaha	W	102	97	16-21
1/2		at Milwaukee	L	111	116	16-22
1/4		BUFFALO	L	108	121	16-23
1/7	(#)	CLEVELAND	W	113	112	17-23
1/8		at Boston	L	96	104	17-24
1/10		at Chicago	L	113	116	17-25
1/11		DETROIT	L	113	118	17-26
		ALL-STAR BREAK				
1/16		WASHINGTON	W	108	85	18-26
1/18		BUFFALO	L	115	129	18-27
1/19		SEATTLE	W	117	109	19-27
1/21		NEW ORLEANS	W	135	103	20-27
1/23		HOUSTON	L	95	96	20-28
1/24		at Detroit	L	103	113	20-29
1/25		MILWAUKEE	W	117	101	21-29
1/28		at New York	L	111	115	21-30
1/30		NEW YORK	L	115	117	21-31
1/31		at Buffalo	L	101	111	21-32
2/1		at Cleveland	L	109	112	21-33
2/4		CLEVELAND	W	111	97	22-33
2/6		DETROIT	W	111	98	23-33
2/7		at Houston	L	97	105	23-34
2/8		NEW ORLEANS	L	102	106	23-35
2/10		at New Orleans	L	89	96	23-36
2/14		at Los Angeles	L	100	108	23-37
2/15		at Phoenix	W	111	107	24-37
2/20		at Golden State	L	102	108	24-38
2/21		at Seattle	L	108	110	24-39
2/23	(#)	at Cleveland	L	105	111	24-40
2/27		CHICAGO	L	91	111	24-41
3/1		KC/OMAHA	W	108	95	25-41
3/4		LOS ANGELES	W	109	97	26-41
3/5		at Washington	L	112	118	26-42
3/6		GOLDEN STATE	W	110	106	27-42
3/8		NEW ORLEANS	W	113	101	28-42
3/11		WASHINGTON	L	87	99	28-43
3/13		MILWAUKEE	L	104	120	28-44
3/15		at New Orleans	L	123	140	28-45
3/16		PHOENIX	W	117	114	29-45
3/18		at KC/Omaha	L	101	105	29-46
3/21		at Philadelphia	L	103	114	29-47
3/22		PHILADELPHIA	W	104	100	30-47
3/25		PORTLAND	L	89	105	30-48
3/29		CLEVELAND	W	103	97	31-48
3/30		at New Orleans	L	105	108	31-49
4/1		at Houston	L	104	113	31-50
4/5		at Washington	L	115	123	31-51

ATLANTA	OPPONENT
Most points: 130 vs. New Orleans (11/16)	Most points: 140 (New Orleans, 3/15)
Least points: 80 vs. Chicago (12/19)	Least points: 85 (three times)

YEARLY RESULTS: 1975 - 76

29-53 OVERALL (20-21 at home, 9-32 on the road)

SEASON STATS

	G	Min	FGM	FGA	Pct	FTM	FTA	Pct	Reb	Asst	PF	Stl	Blk	Pts	Avg
Drew	77	2351	586	1168	.502	488	656	.744	660	150	261	138	30	1660	21.6
Hudson	81	2558	569	1205	.472	237	291	.814	300	214	241	124	17	1375	17.0
Henderson	81	2900	469	1136	.413	216	305	.708	265	374	195	137	10	1154	14.2
Van Arsdale	75	2026	346	785	.441	126	166	.759	186	146	202	57	7	818	10.9
Jones	66	1762	251	542	.463	163	219	.744	524	83	214	52	61	665	10.1
Sojourner	67	1602	248	524	.473	80	119	.672	449	58	174	38	40	576	8.6
Hawkins	74	1907	237	530	.447	136	191	.712	445	212	172	80	46	610	8.2
Brown	75	1758	215	486	.442	162	209	.775	403	126	235	45	16	592	7.9
Meminger	68	1418	155	379	.409	100	152	.658	151	222	116	54	8	410	6.0
Holland	33	351	85	213	.399	22	34	.647	41	26	48	20	2	192	5.8
Willoughby	62	870	113	284	.398	66	100	.660	288	31	87	37	29	292	4.7
DuVal	13	130	15	43	.349	6	9	.667	8	20	15	6	2	36	2.8
Creighton	32	172	12	43	.279	7	16	.438	45	4	23	2	9	31	1.0

RESULTS

(#, overtime; #2, double OT; #3, three OT; #4, four OT)

Date		Opponent	W/L	Atl.	Opp.	Record
10/23		NEW ORLEANS	W	109	91	1-0
10/25		DETROIT	L	102	108	1-1
11/2	(#)	at Los Angeles	L	113	116	1-2
11/4		at Portland	W	98	97	2-2
11/6		CLEVELAND	L	108	113	2-3
11/8		SEATTLE	W	107	94	3-3
11/11		Bos. at Hartford	W	100	91	4-3
11/12		at Detroit	W	109	106	5-3
11/14		WASHINGTON	W	97	88	6-3
11/15		at New York	L	86	92	6-4
11/16		NEW YORK	W	97	96	7-4
11/19	(#)	at Golden State	W	104	98	8-4
11/20		at Washington	L	96	105	8-5
11/22		NEW ORLEANS	L	85	89	8-6
11/23		PHILADELPHIA	W	115	111	9-6
11/26		at New Orleans	W	113	108	10-6
11/28		at Boston	L	107	114	10-7
12/4		PORTLAND	W	94	87	11-7
12/6		BOSTON	L	104	111	11-8
12/10		at Kansas City	L	94	100	11-9
12/11		BUFFALO	W	122	99	12-9
12/13		KANSAS CITY	W	115	101	13-9
12/16		at New York	L	96	97	13-10
12/18		LOS ANGELES	W	114	98	14-10
12/19		at Houston	L	107	113	14-11
12/20		HOUSTON	W	123	108	15-11
12/21	(#)	CHICAGO	L	90	97	15-12
12/25		at Washington	L	94	99	15-13
12/26		at Cleveland	W	98	97	16-13
12/27		MILWAUKEE	W	87	82	17-13
1/1		at New Orleans	L	95	111	17-14
1/3		PHOENIX	L	89	100	17-15
1/6		at Milwaukee	W	91	87	18-15
1/8		HOUSTON	L	106	115	18-16
1/10		CLEVELAND	L	100	106	18-17
1/11		PORTLAND	L	109	116	18-18
1/14		SEATTLE	L	110	112	18-19
1/15		at Cleveland	W	98	91	19-19
1/17		GOLDEN STATE	W	97	91	20-19
1/20		at Chicago	W	100	86	21-19
1/21		BUFFALO	L	94	102	21-20
1/23		at Buffalo	L	104	119	21-21
1/24		at Philadelphia	L	116	130	21-22
1/25		PHILADELPHIA	L	109	112	21-23
1/27		at New York	W	114	113	22-23
1/28		at Boston	L	99	110	22-24
1/29		NEW YORK	W	112	109	23-24
1/31		NEW ORLEANS	L	95	108	23-25
2/1		CHICAGO	W	84	80	24-25
		ALL-STAR BREAK				
2/5		DETROIT	L	108	111	24-26
2/7		WASHINGTON	L	90	103	24-27
2/8		LOS ANGELES	L	89	97	24-28
2/10		KANSAS CITY	W	111	89	25-28
2/12		at Golden State	L	104	113	25-29
2/13		at Seattle	L	102	119	25-30
2/15		BUFFALO	W	112	104	26-30
2/17		at Cleveland	L	92	112	26-31
2/21		at Washington	L	95	103	26-32
2/22		at New Orleans	L	94	102	26-33
2/26		at Phoenix	L	97	115	26-34
2/29		at Portland	L	98	102	26-35
3/4		BOSTON	W	103	98	27-35
3/6		at Houston	L	97	101	27-36
3/7		HOUSTON	W	123	106	28-36
3/11		PHOENIX	L	99	104	28-37
3/12		at Philadelphia	L	107	109	28-38
3/14	(#)	at Kansas City	L	113	114	28-39
3/17		at Houston	L	112	124	28-40
3/19		at Chicago	L	101	108	28-41
3/20		CLEVELAND	L	99	107	28-42
3/23		at Golden State	L	100	118	28-43
3/25		at Phoenix	L	98	107	28-44
3/26		at Los Angeles	L	85	107	28-45
3/28		at Seattle	L	112	127	28-46
3/30	(#)	at Milwaukee	L	126	130	28-47
4/2		at Buffalo	L	93	101	28-48
4/3		MILWAUKEE	L	106	115	28-49
4/4		at Cleveland	L	92	120	28-50
4/5		WASHINGTON	L	105	133	28-51
4/9		at Detroit	L	108	111	28-52
4/10		PHILADELPHIA	W	123	109	29-52
4/11		HOUSTON	L	111	122	29-53

ATLANTA	OPPONENT
Most points: 126 at Milwaukee (3/30)	Most points: 133 (Washington, 4/5)
Least points: 84 vs. Chicago (2/1)	Least points: 80 (Chicago, 2/1)

YEARLY RESULTS: 1976 - 77

31-51 OVERALL (19-22 at home, 12-29 on the road)

SEASON STATS

	G	Min	FGM	FGA	Pct	FTM	FTA	Pct	Reb	Asst	PF	Stl	Blk	Pts	Avg
Drew	74	2688	689	1416	.487	412	577	.714	675	133	275	102	29	1790	24.2
Robinson	36	1449	310	648	.478	186	241	.772	462	97	130	38	20	806	22.4
Hudson	58	1745	413	905	.456	142	169	.840	129	155	160	67	19	968	16.7
Henderson	46	1568	196	453	.433	126	168	.750	124	386	74	79	8	518	11.3
Charles	82	2487	354	855	.414	205	256	.801	168	295	240	141	45	913	11.1
Meriweather	74	2068	319	607	.526	182	255	.714	596	82	324	41	82	820	11.1
Terry	12	241	47	87	.540	18	21	.857	18	25	21	9	1	112	9.3
Hawes	44	945	147	305	.480	67	88	.761	261	63	141	36	24	361	8.2
Barker	59	1354	182	436	.417	112	164	.683	401	60	223	33	41	476	8.1
Hill	81	1825	175	439	.399	139	174	.799	143	403	245	85	6	489	6.0
Brown	77	1405	160	350	.457	121	150	.807	236	103	217	46	7	441	5.7
Denton	45	700	103	256	.402	33	47	.702	218	33	100	14	16	239	5.3
Willoughby	39	549	75	169	.444	43	63	.683	170	13	64	19	23	193	4.9
Sojourner	51	551	95	203	.468	41	57	.719	146	21	66	15	9	231	4.5
Davis	7	67	8	35	.229	4	13	.308	7	2	9	7	0	20	2.9
Dickerson	6	63	6	12	.500	5	8	.625	2	11	13	1	0	17	2.8

RESULTS

(#, overtime; #2, double OT; #3, three OT; #4, four OT)

Date	Opponent	W/L	Atl.	Opp.	Record
10/21	HOUSTON	L	104	120	0-1
10/24	MILWAUKEE	W	115	91	1-1
10/26	SAN ANTONIO	W	122	114	2-1
10/29	at Los Angeles	L	101	118	2-2
10/30	at Golden State	L	106	114	2-3
10/31	at Seattle	L	112	126	2-4
11/2	at Portland	L	116	129	2-5
11/4	CHICAGO	W	97	87	3-5
11/6	DETROIT	L	105	110	3-6
11/7	CLEVELAND	W	107	97	4-6
11/11	PORTLAND	W	107	105	5-6
11/13	NEW ORLEANS	L	86	115	5-7
11/16	at NY Knicks	L	97	100	5-8
11/17	at Boston	L	91	104	5-9
11/20	PHILADELPHIA	L	106	123	5-10
11/21	KANSAS CITY	L	83	106	5-11
11/24	at Indiana	L	93	115	5-12
11/26	at NY Nets	W	109	105	6-12
11/27	BUFFALO	W	101	94	7-12
11/28	GOLDEN STATE	L	98	132	7-13
12/2	WASHINGTON	L	90	102	7-14
12/3	at New Orleans	L	105	121	7-15
12/4	NY NETS	L	105	107	7-16
12/8	at San Antonio	W	117	108	8-16
12/9	at Kansas City	W	102	100	9-16
12/11	at Cleveland	W	95	94	10-16
12/12	PHOENIX	L	91	106	10-17
12/14	LOS ANGELES	W	106	104	11-17
12/16	at Houston	L	107	118	11-18
12/17	at New Orleans	W	113	109	12-18
12/18	BOSTON	L	110	117	12-19
12/19	at Milwaukee	L	109	126	12-20
12/22	at Detroit	L	94	107	12-21
12/23	at Chicago	L	95	101	12-22
12/26	NY KNICKS	L	98	103	12-23
12/28	SEATTLE	L	119	120	12-24
12/29	at Washington	L	92	96	12-25
1/2	NEW ORLEANS	L	88	93	12-26
1/4	DENVER	W	113	109	13-26
1/6	INDIANA	L	95	103	13-27
1/10	PHOENIX	L	92	93	13-28
1/12	at Buffalo	W	124	118	14-28
1/14	at NY Nets	W	120	101	15-28
1/15	KANSAS CITY	L	90	115	15-29
1/16	PORTLAND	W	125	120	16-29
1/19	at Philadelphia	L	94	114	16-30
1/21	MILWAUKEE	W	121	101	17-30
1/23	GOLDEN STATE	L	97	104	17-31
1/28	at Houston	L	104	118	17-32
1/29	HOUSTON	W	101	97	18-32
2/1	DETROIT	L	92	95	18-33
2/3	BUFFALO	W	100	98	19-33
2/5	CHICAGO	W	99	96	20-33
2/8	at Phoenix	L	104	117	20-34
2/9	at Seattle	W	99	98	21-34
2/11	at Portland	W	121	108	22-34
	ALL-STAR BREAK				
2/15	at Golden State	L	111	117	22-35
2/18	at Los Angeles	W	111	101	23-35
2/20	at Denver	L	95	111	23-36
2/24 (#)	NY KNICKS	W	101	98	24-36
2/25	at Chicago	L	87	96	24-37
2/26	SAN ANTONIO	W	119	111	25-37
3/1	LOS ANGELES	L	90	92	25-38
3/4	WASHINGTON	W	100	99	26-38
3/6	at Detroit	L	105	115	26-39
3/8	PHILADELPHIA	W	99	98	27-39
3/11	DENVER	W	100	95	28-39
3/13	CLEVELAND	L	113	115	28-40
3/16	at Philadelphia	L	100	109	28-41
3/18	at Boston	L	96	98	28-42
3/19	at NY Knicks	L	101	107	28-43
3/22	at Buffalo	W	86	84	29-43
3/23	BOSTON	L	96	103	29-44
3/25	at Indiana	L	95	103	29-45
3/26	at Cleveland	L	94	99	29-46
3/30	at Washington	L	103	110	29-47
3/31	NY NETS	W	95	81	30-47
4/2	INDIANA	L	99	106	30-48
4/3	at San Antonio	W	111	103	31-48
4/5	at Phoenix	L	102	108	31-49
4/6	at Denver	L	95	110	31-50
4/8	at Milwaukee	L	107	118	31-51

ATLANTA	OPPONENT
Most points: 125 vs. Portland (1/16)	Most points: 132 (Golden State, 11/28)
Least points: 83 vs. Kansas City (11/21)	Least points: 81 (N.Y. Nets, 3/31)

YEARLY RESULTS: 1977 - 78

41-41 OVERALL (27-9 at home, 12-29 on the road, 2-3 at neutral site)

SEASON STATS

	G	Min	FGM	FGA	Pct	FTM	FTA	Pct	Reb	Asst	PF	Stl	Blk	Pts	Avg
Drew	70	2203	593	1236	.480	437	575	.760	511	141	247	119	27	1623	23.2
Hawes	75	2325	387	854	.453	175	214	.818	690	190	230	78	57	949	12.7
Criss	77	1935	319	751	.425	236	296	.797	121	294	143	108	5	874	11.4
Behagen	26	751	117	249	.470	51	70	.729	173	34	97	30	12	285	11.0
E. Johnson	79	1875	332	686	.484	164	201	.816	153	235	232	100	4	828	10.5
McMillen	68	1683	280	568	.493	116	145	.800	416	84	233	33	16	676	9.9
Hill	82	2530	304	732	.415	189	223	.848	231	427	302	151	15	797	9.7
Charles	21	520	73	184	.397	42	50	.840	24	82	53	25	5	188	9.0
O. Johnson	82	1704	292	619	.472	111	130	.854	260	120	180	80	36	695	8.5
Rollins	80	1795	253	520	.487	104	148	.703	552	79	326	57	218	610	7.6
Brown	75	1594	192	405	.474	165	200	.825	303	105	280	55	8	549	7.3
Robertson	63	929	168	381	.441	37	53	.698	70	103	133	74	5	373	5.9
Terry	27	166	25	68	.368	9	11	.818	15	7	14	6	0	59	2.2

RESULTS

(#, overtime; #2, double OT; #3, three OT; #4, four OT)

(1) at Hartford, CT (2) at Charlotte, NC (3) at Louisville, KY (4) at Baton Rouge, LA

Date	Opponent	W/L	Atl.	Opp.	Record
10/22	CLEVELAND	W	107	101	1-0
10/25 (1)	at Boston	L	103	110	1-1
10/26 (#)	at New Jersey	W	113	110	2-1
10/28	LOS ANGELES	W	102	95	3-1
11/1	SEATTLE	W	102	99	4-1
11/2	at Detroit	W	102	89	5-1
11/4	at Kansas City	W	111	110	6-1
11/5	GOLDEN STATE	W	100	94	7-1
11/10	at Houston	W	132	101	8-1
11/11	PORTLAND	L	92	132	8-2
11/12	at San Antonio	L	99	116	8-3
11/15	PHILADELPHIA	L	93	114	8-4
11/16	at Boston	L	105	131	8-5
11/19	NEW JERSEY	W	129	114	9-5
11/23	DENVER	W	105	104	10-5
11/25	MILWAUKEE	L	115	117	10-6
11/29	BOSTON	W	108	101	11-6
11/30	at Buffalo	L	93	105	11-7
12/3	at Golden State	L	101	118	11-8
12/4	at Phoenix	W	96	89	12-8
12/5	at Seattle	L	88	99	12-9
12/7	at Denver	L	116	123	12-10
12/9	NEW YORK	L	84	103	12-11
12/10	at Cleveland	L	87	102	12-12
12/13	at New York	L	106	107	12-13
12/14	at Philadelphia	W	108	99	13-13
12/16	SAN ANTONIO	W	115	99	14-13
12/18 (#2)	PHOENIX	W	134	129	15-13
12/20	at Chicago	L	86	94	15-14
12/21	at Indiana	L	98	109	15-15
12/23	at Milwaukee	W	109	93	16-15
12/25	at Washington	L	93	100	16-16
12/26	WASHINGTON	L	106	113	16-17
12/28	INDIANA	W	99	92	17-17
12/30 (2)	DENVER	L	104	106	17-18
1/3	DETROIT	L	103	106	17-19
1/4	at Detroit	L	97	111	17-20
1/6	at New Orleans	L	94	96	17-21
1/7	HOUSTON	W	106	83	18-21
1/11 (2)	WASHINGTON	W	100	95	19-21
1/13	SAN ANTONIO	L	92	98	19-22
1/14	at Kansas City	L	101	110	19-23
1/17	KANSAS CITY	W	111	90	20-23
1/18 (2)	NEW ORLEANS.	L	106	108	20-24
1/19 (3)	at Chicago	L	95	105	20-25
1/21	INDIANA	W	111	100	21-25
1/22	at Cleveland	L	89	93	21-26
1/27	NEW YORK	W	105	96	22-26
1/29	BUFFALO	W	107	102	23-26
1/31 (#)	at Chicago	L	103	106	23-27
2/2	at Indiana	W	107	105	24-27
	ALL-STAR BREAK				
2/8	at Denver	L	109	114	24-28
2/9	at Phoenix	L	98	125	24-29
2/12	at Los Angeles	W	116	103	25-29
2/15	at Portland	L	99	102	25-30
2/17 (4)	at New Orleans	W	111	102	26-30
2/18	at Houston	L	112	121	26-31
2/22 (2)	PHOENIX	W	107	95	27-31
2/23	at San Antonio	L	105	118	27-32
2/24	GOLDEN STATE	L	96	97	27-33
2/26	BUFFALO	W	119	117	28-33
2/28	BOSTON	W	117	85	29-33
3/1	at New Jersey	L	95	97	29-34
3/3	HOUSTON	W	133	110	30-34
3/5	SEATTLE	W	101	94	31-34
3/7	DETROIT	W	123	109	32-34
3/8	at Philadelphia	L	97	108	32-35
3/10	PORTLAND	W	114	105	33-35
3/12	MILWAUKEE	W	98	93	34-35
3/16	at Golden State	L	98	104	34-36
3/18	at Portland	L	86	105	34-37
3/19	at Los Angeles	L	87	101	34-38
3/21	at Milwaukee	L	86	100	34-39
3/24 (#)	NEW ORLEANS	W	96	94	35-39
3/25	at Washington	L	95	98	35-40
3/28	LOS ANGELES	W	105	104	36-40
3/31 (#)	PHILADELPHIA	W	111	110	37-40
4/2	NEW JERSEY	W	124	113	38-40
4/4	at New York	W	105	101	39-40
4/5	at Buffalo	W	87	74	40-40
4/7	CLEVELAND	L	109	111	40-41
4/9	CHICAGO	W	99	85	41-41

ATLANTA	OPPONENT
Most points: 134 vs. Phoenix (12/18)	Most points: 132 (Portland, 11/11)
Least points: 84 vs. New York (12/9)	Least points: 74 (Buffalo, 4/5)

YEARLY RESULTS: 1978 - 79

46-36 OVERALL (34-7 at home, 12-29 on the road)

SEASON STATS

	G	Min	FGM	FGA	Pct	FTM	FTA	Pct	Reb	Asst	PF	Stl	Blk	Pts	Avg
Drew	79	2410	650	1375	.473	495	677	.731	522	119	332	128	16	1795	22.7
Johnson	78	2413	501	982	.510	243	292	.832	170	360	241	121	11	1245	16.0
Roundfield	80	2539	462	916	.504	300	420	.714	865	131	358	87	176	1224	15.3
Hawes	81	2205	372	756	.492	108	132	.818	591	184	264	79	47	852	10.5
Hill	82	2527	296	682	.434	246	288	.854	164	480	292	102	16	838	10.2
Furlow	29	576	113	235	.481	60	70	.857	71	81	42	18	13	286	9.9
Rollins	81	1900	297	555	.535	89	141	.631	588	49	238	46	254	683	8.4
Givens	74	1347	234	564	.415	102	135	.756	214	83	121	72	17	570	7.7
Lee	49	997	144	313	.460	88	117	.752	59	169	88	56	1	376	7.7
McMillen	82	1392	232	498	.466	106	119	.891	332	69	211	15	32	570	7.0
Criss	54	879	109	289	.377	67	86	.779	60	138	70	41	3	285	5.3
Wilson	61	589	81	197	.411	24	44	.545	76	72	66	30	8	186	3.0
Herron	14	81	14	48	.292	12	13	.923	10	3	11	6	2	40	2.9

RESULTS

(#, overtime; #2, double OT; #3, three OT; #4, four OT)

Date		Opponent	W/L	Atl.	Opp.	Record
10/13		at Indiana	L	104	117	0-1
10/14		DETROIT	W	122	114	1-1
10/18		BOSTON	L	99	116	1-2
10/21		DENVER	W	130	125	2-2
10/24		at New York	L	109	113	2-3
10/25		at Philadelphia	L	117	118	2-4
10/28		CHICAGO	W	116	92	3-4
10/31		at Washington	W	110	108	4-4
11/2		GOLDEN STATE	L	106	113	4-5
11/40	(#)	NEW JERSEY	L	117	118	4-6
11/91		SAN DIEGO	W	125	101	5-6
11/10		at Boston	W	115	103	6-6
11/11		MILWAUKEE	W	105	92	7-6
11/16		at Kansas City	L	100	109	7-7
11/18		PHILADELPHIA	W	124	116	8-7
11/21		at San Diego	W	113	107	9-7
11/22		at Denver	W	113	111	10-7
11/24		at Detroit	L	117	119	10-8
11/25		LOS ANGELES	W	109	103	11-8
11/28		at Cleveland	L	98	112	11-9
11/30	(#)	NEW YORK	W	102	96	12-9
12/2		NEW ORLEANS	W	128	94	13-9
12/6		at Phoenix	L	109	136	13-10
12/8		at Seattle	L	106	107	13-11
12/9		at Golden State	L	84	94	13-12
12/10		at Los Angeles	L	86	88	13-13
12/13		INDIANA	W	117	101	14-13
12/15		at New Jersey	W	121	112	15-13
12/17		at New York	L	105	111	15-14
12/19		at Chicago	L	95	101	15-15
12/20		NEW YORK	W	121	112	16-15
12/22		at Boston	L	105	124	16-16
12/23		CLEVELAND	W	109	91	17-16
12/26		at San Antonio	L	111	124	17-17
12/27		SAN ANTONIO	W	115	107	18-17
12/29		at Philadelphia	L	107	113	18-18
12/30		DENVER	W	113	87	19-18
1/3		LOS ANGELES	L	96	99	19-19
1/5		at Houston	W	109	106	20-19
1/6		WASHINGTON	L	102	106	20-20
1/7		at Indiana	L	97	112	20-21
1/10	(#2)	at Milwaukee	W	117	113	21-21
1/12		at Chicago	W	100	93	22-21
1/13		SAN DIEGO	W	124	119	23-21
1/14		HOUSTON	W	115	105	24-21
1/17		PORTLAND	W	111	110	25-21
1/20		NEW ORLEANS	W	118	94	26-21
1/21		at New Orleans	L	87	108	26-22
1/23		INDIANA	L	107	110	26-23
1/25		SEATTLE	L	98	100	26-24
1/27		SAN ANTONIO	W	120	113	27-24
1/30		at Washington	L	105	109	27-25
1/31		KANSAS CITY	W	130	118	28-25
		ALL-STAR BREAK				
2/6		BOSTON	W	104	101	29-25
2/7		at Kansas City	L	108	124	29-26
2/9		at Phoenix	W	105	102	30-26
2/11		at Portland	L	87	91	30-27
2/14		at Seattle	L	104	116	30-28
2/18		at San Diego	L	101	116	30-29
2/20		at Cleveland	W	119	109	31-29
2/21		PORTLAND	W	106	83	32-29
2/24		PHOENIX	W	110	85	33-29
2/27		HOUSTON	W	125	111	34-29
3/1		GOLDEN STATE	W	104	86	35-29
3/3		CHICAGO	W	119	101	36-29
3/6		PHILADELPHIA	W	94	91	37-29
3/7	(#)	KANSAS CITY	W	122	120	38-29
3/11	(#)	SEATTLE	W	113	111	39-29
3/13		at Portland	L	82	103	39-30
3/14		at Golden State	L	98	113	39-31
3/16		at Los Angeles	L	110	111	39-32
3/17		at Denver	L	111	118	39-33
3/20		CLEVELAND	W	115	109	40-33
3/21		DETROIT	W	111	104	41-33
3/23		at San Antonio	W	115	108	42-33
3/24		at Houston	L	116	120	42-34
3/30		at New Jersey	L	106	117	42-35
3/31		at New Orleans	L	107	109	42-36
4/1		NEW JERSEY	W	109	98	43-36
4/4		MILWAUKEE	W	118	109	44-36
4/6		at Detroit	W	112	96	45-36
4/7		WASHINGTON	W	103	102	46-36

ATLANTA	OPPONENT
Most points: 130 (two times)	Most points: 136 (Phoenix, 12/6)
Least points: 82 at Portland (3/13)	Least points: 83 (Portland, 2/21)

YEARLY RESULTS: 1979 - 80

50-32 OVERALL (32-9 at home, 18-23 on the road)

SEASON STATS

	G	Min	FGM	FGA	Pct	FTM	FTA	Pct	Reb	Asst	PF	Stl	Blk	Pts	Avg
Drew	80	2306	535	1182	.453	489	646	.757	471	101	313	91	23	1559	19.5
Johnson	79	2622	590	1212	.487	280	338	.828	200	370	216	120	24	1465	18.5
Roundfield	81	2588	502	1007	.499	330	465	.710	837	184	317	101	139	1334	16.5
Hawes	82	1885	304	605	.502	150	182	.824	496	144	205	74	29	761	9.3
Rollins	82	2123	287	514	.558	157	220	.714	774	76	322	54	244	731	8.9
McMillen	53	1071	191	382	.500	81	107	.757	220	62	126	36	14	463	8.7
Furlow	21	404	66	161	.410	44	51	.863	42	72	19	19	9	177	8.4
Criss	81	1794	249	578	.431	172	212	.811	116	246	133	74	4	671	8.3
Hill	79	2092	177	431	.411	124	146	.849	138	424	261	107	8	479	6.1
Givens	82	1254	182	473	.385	106	128	.828	242	59	132	51	19	470	5.7
McElroy	31	516	66	171	.386	37	53	.698	49	65	45	21	5	171	5.5
Brown	28	361	37	98	.378	34	44	.773	62	14	66	3	4	108	3.9
Pellom	44	373	44	108	.407	21	30	.700	92	18	70	12	12	109	2.5
Lee	30	364	29	91	.319	9	17	.529	33	67	65	15	4	67	2.2
Wilson	5	59	2	14	.143	4	6	.667	3	11	3	4	1	8	1.6

3-pt. field goals: Atlanta 13-75 (.173) - Drew 0-7 (.000), Johnson 5-13 (.385), Roundfield 0-4 (.000), Hawes 3-8 (.375), McElroy 2-7 (.286), McMillen 0-1 (.000), Furlow 1-9 (.111), Criss 1-17 (.059), Hill 1-4 (.250), Givens 0-2 (.000), Lee 0-3 (.000). Opponents 46-183 (.251).

RESULTS

(#, overtime; #2, double OT; #3, three OT; #4, four OT) (1) at Hartford, CT

Date		Opponent	W/L	Atl.	Opp.	Record
10/12		NEW YORK	W	121	104	1-0
10/13		at Indiana	L	101	115	1-1
10/16		SAN ANTONIO	L	116	118	1-2
10/17		at Washington	L	97	100	1-3
10/18		INDIANA	W	115	85	2-3
10/20		at Houston	L	102	107	2-4
10/23		at Cleveland	W	121	111	3-4
10/24		CLEVELAND	W	128	118	4-4
10/26		at New Jersey	W	94	90	5-4
10/27		BOSTON	L	95	100	5-5
10/31		PHILADELPHIA	W	102	97	6-5
11/2		at Philadelphia	W	85	81	7-5
11/3		NEW JERSEY	W	110	107	8-5
11/6		at New York	W	98	96	9-5
11/7		at Detroit	W	115	107	10-5
11/10		WASHINGTON	W	109	105	11-5
11/13		at New Jersey	L	82	101	11-6
11/14		UTAH	W	108	97	12-6
11/17		HOUSTON	L	100	102	12-7
11/20		DETROIT	W	109	105	13-7
11/21		at Milwaukee	L	93	96	13-8
11/23		at Chicago	L	98	103	13-9
11/24		BOSTON	L	101	106	13-10
11/27		at San Antonio	W	143	120	14-10
11/28		PORTLAND	W	106	99	15-10
11/30		at Houston	L	95	106	15-11
12/1		SAN DIEGO	W	106	96	16-11
12/2		at Cleveland	L	108	126	16-12
12/5		at Boston	W	120	92	17-12
12/8		at Washington	L	95	96	17-13
12/9		at New Jersey	W	122	85	18-13
12/12		NEW YORK	W	114	102	19-13
12/14		at Philadelphia	W	103	98	20-13
12/15		PHILADELPHIA	W	112	96	21-13
12/18		at New York	L	99	101	21-14
12/19		LOS ANGELES	W	119	112	22-14
12/20		at Detroit	W	122	103	23-14
12/22		at Indiana	L	110	130	23-15
12/27		HOUSTON	W	112	110	24-15
12/29		DETROIT	W	115	104	25-15
1/3		NEW JERSEY	L	119	126	25-16
1/5		KANSAS CITY	L	107	112	25-17
1/9		CLEVELAND	W	111	107	26-17
1/11		at Boston	L	93	108	26-18
1/12		SAN ANTONIO	W	120	101	27-18
1/13		at San Antonio	W	107	104	28-18
1/16		at San Diego	L	108	111	28-19
1/17		at Phoenix	L	99	101	28-20
1/18		at Los Angeles	L	102	108	28-21
1/22		at Kansas City	L	89	101	28-22
1/23		SEATTLE	L	96	98	28-23
1/26		CHICAGO	W	109	104	29-23
1/27		at San Antonio	W	118	111	30-23
1/29		WASHINGTON	W	98	82	31-23
1/31	(#)	GOLDEN STATE	W	111	107	32-23
		ALL-STAR BREAK				
2/7		at Utah	W	92	90	33-23
2/10	(#)	at Golden State	W	98	96	34-23
2/12		at Portland	W	95	89	35-23
2/13		at Seattle	L	86	93	35-24
2/15		at Denver	L	98	111	35-25
2/17		at Detroit	W	108	99	36-25
2/20		MILWAUKEE	W	106	103	37-25
2/22		PHOENIX	W	111	104	38-25
2/26	(1)	at Boston	L	97	108	38-26
2/27		INDIANA	W	116	111	39-26
2/29	(#)	CLEVELAND	W	111	102	40-26
3/2		DENVER	W	100	93	41-26
3/4		HOUSTON	L	83	93	41-27
3/7		at Indiana	W	99	94	42-27
3/8		at Houston	W	97	79	43-27
3/9		NEW YORK	W	98	92	44-27
3/11	(#)	PHILADELPHIA	L	97	102	44-28
3/14		BOSTON	W	88	87	45-28
3/16		INDIANA	W	95	90	46-28
3/18		at New York	L	110	111	46-29
3/19		WASHINGTON	W	109	93	47-29
3/21		DETROIT	W	108	95	48-29
3/23		SAN ANTONIO	W	103	95	49-29
3/26		at Philadelphia	L	81	84	49-30
3/27		NEW JERSEY	W	117	100	50-30
3/28		at Washington	L	80	100	50-31
3/30		at Cleveland	L	102	111	50-32

ATLANTA	OPPONENT
Most points: 143 at San Antonio (11/27)	Most points: 130 (Indiana, 12/22)
Least points: 80 at Washington (3/28)	Least points: 79 (Houston, 3/8)

YEARLY RESULTS: 1980 - 81

31-51 OVERALL (20-21 at home, 11-30 on the road)

SEASON STATS

	G	Min	FGM	FGA	Pct	FTM	FTA	Pct	Reb	Asst	PF	Stl	Blk	Pts	Avg
Drew	67	2075	500	1096	.456	454	577	.787	383	79	264	98	15	1454	21.7
Johnson	75	2693	573	1136	.504	279	356	.784	179	407	188	126	11	1431	19.1
Roundfield	63	2128	426	808	.527	256	355	.721	634	161	258	76	119	1108	17.6
D. Collins	47	1184	230	530	.434	137	162	.846	187	115	166	69	11	597	12.7
Matthews	34	1105	161	330	.488	103	123	.837	72	212	122	61	7	425	12.5
Hawes	74	2309	333	637	.523	222	278	.799	561	198	289	73	32	889	12.0
Criss	66	1708	220	485	.454	185	214	.864	100	283	87	61	3	626	9.5
McMillen	79	1564	253	519	.487	80	108	.741	295	72	165	23	25	587	7.4
Rollins	40	1044	116	210	.552	46	57	.807	286	35	151	29	117	278	7.0
Pellom	77	1472	186	380	.489	81	116	.698	356	48	228	50	92	453	5.9
Hill	24	624	39	116	.336	42	50	.840	51	118	60	26	3	120	5.0
Shelton	55	586	100	219	.457	35	58	.603	138	27	128	18	5	235	4.3
McElroy	54	680	78	202	.386	48	59	.814	48	84	62	20	9	205	3.8
Burleson	31	363	41	99	.414	20	41	.488	94	12	73	8	19	102	3.3
A. Collins	29	395	35	99	.354	24	36	.667	41	25	35	11	1	94	3.2

3-pt. field goals: Atlanta 10-82 (.122) - Drew 0-7 (.000), Johnson 6-20 (.300), Roundfield 0-1 (.000), Matthews 0-6 (.000), Hawes 1-4 (.250), Criss 1-21 (.048), McMillen 1-6 (.167), Rollins 0-1 (.000), Pellom 0-1 (.000), Shelton 0-1 (.000), McElroy 1-8 (.125), A. Collins 0-2 (.000), D. Collins 0-3 (.000), Hill 0-1 (.000). Opponents 32-152 (.211).

RESULTS

(#, overtime; #2, double OT; #3, three OT; #4, four OT)

Date		Opponent	W/L	Atl.	Opp.	Record
10/11		CHICAGO	W	101	93	1-0
10/14		BOSTON	W	122	116	2-0
10/17		NEW YORK	W	113	101	3-0
10/18	(#)	at Detroit	W	125	123	4-0
10/21		INDIANA	L	116	121	4-1
10/24		at Indiana	L	97	104	4-2
10/25		PHILADELPHIA	L	100	113	4-3
10/28		KANSAS CITY	W	119	109	5-3
10/30	(#)	at New York	L	115	116	5-4
10/31		at Philadelphia	L	96	107	5-5
11/1		MILWAUKEE	L	93	97	5-6
11/4		at Washington	L	98	122	5-7
11/5		at Boston	L	87	104	5-8
11/7		at Chicago	L	100	103	5-9
11/8		at New Jersey	L	111	115	5-10
11/11		LOS ANGELES	L	97	126	5-11
11/13		at Cleveland	L	111	114	5-12
11/15		WASHINGTON	L	88	100	5-13
11/18		SAN ANTONIO	W	97	93	6-13
11/22		UTAH	W	99	93	7-13
11/25		PORTLAND	W	112	108	8-13
11/26		at Indiana	L	89	110	8-14
11/28	(#)	at Milwaukee	L	108	113	8-15
11/29		DETROIT	L	95	98	8-16
12/2	(#)	PHILADELPHIA	W	112	108	9-16
12/3		at Boston	L	101	106	9-17
12/5		at Philadelphia	L	100	104	9-18
12/6		DALLAS	W	110	104	10-18
12/9		SAN DIEGO	W	114	87	11-18
12/10		at Detroit	W	100	92	12-18
12/13		MILWAUKEE	W	122	119	13-18
12/16		NEW JERSEY	W	131	114	14-18
12/18		at Utah	W	109	97	15-18
12/19		at Seattle	L	92	95	15-19
12/20	(#)	at Portland	L	119	122	15-20
12/23		WASHINGTON	W	100	83	16-20
12/26		at New Jersey	W	108	95	17-20
12/27		BOSTON	L	107	112	17-21
12/30		DENVER	W	96	89	18-21
1/2		INDIANA	L	106	109	18-22
1/3		at New York	L	95	131	18-23
1/6		PHOENIX	L	106	113	18-24
1/8		at Milwaukee	L	95	98	18-25
1/9	(#)	CLEVELAND	L	107	108	18-26
1/13		at Denver	L	132	135	18-27
1/14		at San Diego	L	85	106	18-28
1/16		at Golden State	W	111	110	19-28
1/18		at Phoenix	L	86	120	19-29
1/21		at Los Angeles	L	106	116	19-30
1/23		CLEVELAND	L	98	106	19-31
1/24		CHICAGO	L	102	104	19-32
1/27		WASHINGTON	L	104	105	19-33
1/29		NEW YORK	L	111	114	19-34
		ALL-STAR BREAK				
2/3		PHILADELPHIA	L	93	97	19-35
2/6		at Dallas	W	100	98	20-35
2/7		at Houston	L	81	87	20-36
2/10		GOLDEN STATE	W	110	100	21-36
2/12		at San Antonio	L	109	110	21-37
2/13		at Kansas City	L	106	118	21-38
2/15		at Philadelphia	L	98	116	21-39
2/18		at Indiana	W	99	96	22-39
2/21		at Cleveland	W	118	105	23-39
2/22		at Chicago	W	121	116	24-39
2/24	(#)	NEW YORK	L	117	120	24-40
2/27		BOSTON	L	102	130	24-41
3/1		SEATTLE	W	108	102	25-41
3/3		at New York	W	100	93	26-41
3/5		at Milwaukee	L	91	107	26-42
3/6		NEW JERSEY	W	109	106	27-42
3/7		HOUSTON	W	114	108	28-42
3/10		CHICAGO	L	116	118	28-43
3/11		at Detroit	L	97	100	28-44
3/13		DENVER	W	119	117	29-44
3/14		CLEVELAND	L	110	112	29-45
3/17		at Cleveland	L	107	122	29-46
3/18		at Boston	W	108	97	30-46
3/20		at New Jersey	L	96	108	30-47
3/22		at Washington	L	101	121	30-48
3/24		DETROIT	W	96	91	31-48
3/26		INDIANA	L	107	115	31-49
3/27		at Chicago	L	83	108	31-50
3/29	(#)	MILWAUKEE	L	128	132	31-51

ATLANTA	OPPONENT
Most points: 132 at Denver (1/13)	Most points: 135 (Denver, 1/13)
Least points: 81 at Houston (2/7)	Least points: 83 (Washington, 12/23)

YEARLY RESULTS: 1981 - 82

42-40 OVERALL (24-17 at home, 18-23 on the road)

SEASON STATS

	G	Min	FGM	FGA	Pct	FTM	FTA	Pct	Reb	Asst	PF	Stl	Blk	Pts	Avg
Roundfield	61	2217	424	910	.466	285	375	.760	721	162	210	64	93	1134	18.6
Drew	70	2040	465	957	.486	364	491	.741	375	96	250	64	3	1298	18.5
Johnson	68	2314	455	1011	.450	294	385	.764	191	358	188	102	16	1211	17.8
Sparrow	82	2610	366	730	.501	124	148	.838	224	424	240	87	13	857	10.5
McMillen	73	1792	291	572	.509	140	170	.824	336	129	202	25	24	723	9.9
Hawes	49	1317	178	370	.481	96	126	.762	320	142	156	36	34	456	9.3
Criss	27	552	84	210	.400	65	73	.890	38	75	40	23	2	235	8.7
Glenn	49	833	158	291	.543	59	67	.881	61	87	80	26	3	376	7.7
Macklin	79	1516	210	484	.434	134	173	.775	263	47	225	40	20	554	7.0
Matthews	47	837	131	298	.440	60	79	.759	58	139	129	53	2	324	6.9
McElroy	20	349	52	125	.416	29	36	.806	17	39	44	8	3	134	6.7
Rollins	79	2018	202	346	.584	79	129	.612	611	59	285	35	224	483	6.1
Williams	23	189	42	110	.382	22	26	.846	12	19	18	6	0	110	4.8
Wood	19	238	36	105	.343	20	28	.714	44	11	34	9	1	92	4.8
Pellom	69	1037	114	251	.454	61	79	.772	229	28	164	29	47	289	4.2
Shelton	4	21	2	6	.333	1	2	.500	3	0	3	1	0	5	1.3

3-pt. field goals: Atlanta 28-128 (.219) - Roundfield 1-5 (.200), Drew 4-12 (.333), Johnson 7-30 (.233), Williams 4-20 (.200), Sparrow 1-15 (.067), McMillen 1-3 (.333), Hawes 4-10 (.400), Criss 2-8 (.250), Glenn 1-2 (.500), Macklin 0-3 (.000), Matthews 2-8 (.250), McElroy 1-5 (.200), Wood 0-6 (.000), Pellom 0-1 (.000). Opponents 46-186 (.247).

RESULTS

(#, overtime; #2, double OT; #3, three OT; #4, four OT) (1) at Hartford, CT

Date		Opponent	W/L	Atl.	Opp.	Record
10/31		PHILADELPHIA	L	106	108	0-1
11/3		at Chicago	L	96	104	0-2
11/4		at New Jersey	W	95	86	1-2
11/6		at Philadelphia	W	106	99	2-2
11/10		MILWAUKEE	W	94	83	3-2
11/12		WASHINGTON	L	87	95	3-3
11/14		DETROIT	L	104	117	3-4
11/18		PHOENIX	W	102	97	4-4
11/19		at New York	W	89	84	5-4
11/21		INDIANA	W	107	100	6-4
11/24	(#)	CLEVELAND	W	94	92	7-4
11/27	(#)	at Detroit	W	114	112	8-4
11/28		BOSTON	L	90	98	8-5
12/1		PHILADELPHIA	L	98	107	8-6
12/4		at Milwaukee	L	80	97	8-7
12/5		SEATTLE	L	85	92	8-8
12/8		NEW JERSEY	L	88	98	8-9
12/9	(#)	at Cleveland	L	108	112	8-10
12/11	(1)	at Boston	L	86	94	8-11
12/12		BOSTON	W	108	97	9-11
12/15		NEW YORK	W	111	98	10-11
12/17		at Denver	L	103	138	10-12
12/19		at Golden State	L	109	126	10-13
12/20		at Los Angeles	L	94	112	10-14
12/22		at Indiana	L	88	92	10-15
12/26		at San Antonio	W	105	97	11-15
12/29		at Houston	W	102	93	12-15
12/30		SAN DIEGO	L	91	94	12-16
1/2		NEW JERSEY	W	97	95	13-16
1/5		CLEVELAND	W	113	103	14-16
1/8		at Milwaukee	W	90	88	15-16
1/9		NEW YORK	W	102	89	16-16
1/13		at Boston	L	95	116	16-17
1/15		at Philadelphia	W	96	90	17-17
1/17		at Washington	L	78	96	17-18
1/19		PORTLAND	W	112	101	18-18
1/21		at New York	L	101	104	18-19
1/22		SAN ANTONIO	L	107	115	18-20
1/23		at Cleveland	W	109	99	19-20
1/26		DALLAS	L	88	90	19-21
1/27		at Detroit	L	107	108	19-22
		ALL-STAR BREAK				
2/2		DETROIT	L	105	106	19-23
2/3		at New Jersey	L	103	112	19-24
2/6		CLEVELAND	L	87	88	19-25
2/9		LOS ANGELES	L	117	130	19-26
2/10		at Chicago	L	73	91	19-27
2/12		at Phoenix	L	90	94	19-28
2/16		at San Diego	W	102	91	20-28
2/17		at Utah	W	117	109	21-28
2/19	(#4)	at Seattle	W	127	122	22-28
2/21		at Portland	W	109	97	23-28
2/23		KANSAS CITY	W	103	94	24-28
2/26	(#)	CHICAGO	L	110	116	24-29
2/28		GOLDEN STATE	L	77	105	24-30
3/3		MILWAUKEE	L	87	96	24-31
3/5		at Philadelphia	L	80	89	24-32
3/6		NEW JERSEY	W	112	92	25-32
3/8		MILWAUKEE	W	98	95	26-32
3/9		DENVER	W	120	106	27-32
3/11		UTAH	W	107	91	28-32
3/13		INDIANA	W	110	90	29-32
3/14		at Washington	L	85	92	29-33
3/17		at Boston	L	109	113	29-34
3/18		HOUSTON	W	95	94	30-34
3/20		at New York	W	104	98	31-34
3/21		DETROIT	W	119	111	32-34
3/23		WASHINGTON	W	107	87	33-34
3/24		at Kansas City	L	106	110	33-35
3/26		at Indiana	W	100	87	34-35
3/27		at Dallas	W	96	85	35-35
3/30		at Chicago	W	107	92	36-35
4/1		at Milwaukee	L	113	117	36-36
4/2		BOSTON	L	107	110	36-37
4/3		WASHINGTON	W	106	101	37-37
4/6		NEW YORK	W	106	104	38-37
4/7		at Detroit	L	115	120	38-38
4/9		PHILADELPHIA	W	103	88	39-38
4/11		CHICAGO	W	108	89	40-38
4/13		at Cleveland	W	119	111	41-38
4/15		at Indiana	L	102	108	41-39
4/16		INDIANA	W	109	91	42-39
4/18		at Washington	L	96	99	42-40

ATLANTA	OPPONENT
Most points: 127 at Seattle (2/19)	Most points: 138 (Denver, 12/17)
Least points: 73 at Chicago (2/10)	Least points: 83 (Milwaukee, 11/10)

YEARLY RESULTS: 1982 - 83

43-39 OVERALL (26-15 at home, 17-24 on the road)

SEASON STATS

	G	Min	FGM	FGA	Pct	FTM	FTA	Pct	Reb	Asst	PF	Stl	Blk	Pts	Avg
Roundfield	77	2811	561	1193	.470	337	450	.749	880	225	239	60	115	1464	19.0
Wilkins	82	2697	601	1220	.493	230	337	.682	478	129	210	84	63	1434	17.5
E. Johnson	61	1813	389	858	.453	186	237	.785	124	318	138	61	6	978	16.0
Davis	53	1465	258	567	.455	164	206	.796	128	315	100	43	7	685	12.9
Sparrow	49	1548	264	512	.516	84	113	.743	141	238	162	70	1	615	12.6
McMillen	61	1364	198	424	.467	108	133	.812	217	76	143	17	24	504	8.3
Rollins	80	2472	261	512	.510	98	135	.726	743	75	294	49	343	620	7.8
Glenn	73	1124	230	444	.518	74	89	.831	90	125	132	30	9	534	7.3
Matthews	64	1187	171	424	.403	86	112	.768	91	249	129	60	8	442	6.9
Macklin	73	1171	170	360	.472	101	131	.771	190	71	189	41	10	441	6.0
Hawes	46	860	91	244	.373	46	62	.742	228	59	110	29	8	230	5.0
Brown	26	305	49	104	.471	25	40	.625	88	9	46	5	5	123	4.7
Smith	15	142	29	66	.439	13	14	.929	8	14	17	2	0	71	4.7
Edmonson	32	309	48	139	.345	16	27	.593	39	22	41	11	6	112	3.5
Pellom	2	9	2	6	.333	0	0	.000	0	1	0	0	0	4	2.0
G. Johnson	37	461	25	57	.439	14	19	.737	117	17	69	10	59	64	1.7
Hastings	10	42	5	16	.313	4	6	.667	10	2	3	1	1	14	1.4

3-pt. field goals: Atlanta 45-188 (.239) - Roundfield 5-27 (.185), Wilkins 2-11 (.182), E. Johnson 14-41 (.341), Davis 5-18 (.278), Sparrow 3-15 (.200), Smith 0-2 (.000), McMillen 0-1 (.000), Rollins 0-1 (.000), Glenn 0-1 (.000), Matthews 14-48 (.292), Macklin 0-4 (.000), Brown 0-1 (.000), Hawes 2-14 (.143), Edmonson 0-2 (.000), Hastings 0-2 (.000). Opponents 39-166 (.235).

RESULTS

(#, overtime; #2, double OT; #3, three OT; #4, four OT)

Date		Opponent	W/L	Atl.	Opp.	Record
10/29		at Detroit	L	86	94	0-1
10/30		BOSTON	L	97	112	0-2
11/2		WASHINGTON	W	105	88	1-2
11/4		MILWAUKEE	L	100	104	1-3
11/6		DETROIT	W	95	93	2-3
11/9		at Denver	W	106	105	3-3
11/12		at Utah	W	106	98	4-3
11/13		at Golden State	L	101	114	4-4
11/16		at Portland	L	87	106	4-5
11/17		at Seattle	L	97	119	4-6
11/20		at Phoenix	L	80	91	4-7
11/23		CHICAGO	W	132	102	5-7
11/27		INDIANA	W	117	98	6-7
11/30		PHILADELPHIA	W	111	97	7-7
12/1		at Boston	L	97	122	7-8
12/3		NEW JERSEY	L	99	107	7-9
12/4		at New York	W	80	79	8-9
12/7		at Cleveland	W	102	90	9-9
12/8		at Philadelphia	L	85	132	9-10
12/10		MILWAUKEE	L	83	104	9-11
12/11		at Chicago	W	117	107	10-11
12/15		at Indiana	W	107	101	11-11
12/16		CLEVELAND	W	106	97	12-11
12/18	(#)	BOSTON	L	103	107	12-12
12/21	(#2)	at Chicago	L	116	124	12-13
12/23		at Milwaukee	L	90	101	12-14
12/25		at Washington	W	97	91	13-14
12/28		SAN DIEGO	W	123	113	14-14
12/29		at New Jersey	L	99	104	14-15
1/2		KANSAS CITY	L	104	108	14-16
1/4		SAN ANTONIO	L	95	104	14-17
1/6		at New York	W	99	89	15-17
1/7		DALLAS	W	110	102	16-17
1/8		CHICAGO	W	109	89	17-17
1/11		PHILADELPHIA	L	99	109	17-18
1/14		NEW YORK	W	88	80	18-18
1/15		LOS ANGELES	L	101	120	18-19
1/17		at New Jersey	W	102	96	19-19
1/19		SEATTLE	W	116	111	20-19
1/22		at Detroit	L	109	111	20-20
1/24		DETROIT	L	108	112	20-21
1/25		PHOENIX	W	96	94	21-21
1/27		at San Diego	L	100	110	21-22
1/28		at Los Angeles	L	85	109	21-23
2/1		CLEVELAND	W	93	84	22-23
2/3		DENVER	L	112	126	22-24
2/4		at Cleveland	W	92	81	23-24
2/6		at Boston	W	116	111	24-24
2/8		NEW JERSEY	L	109	115	24-25
2/9		at Philadelphia	L	93	106	24-26
		ALL-STAR BREAK				
2/15		at Houston	W	101	91	25-26
2/19		at Dallas	L	100	122	25-27
2/20		at San Antonio	L	100	103	25-28
2/22		GOLDEN STATE	L	97	109	25-29
2/24		DETROIT	W	116	107	26-29
2/26		NEW JERSEY	W	95	88	27-29
2/27		at Indiana	W	125	107	28-29
3/1		INDIANA	W	109	106	29-29
3/3		WASHINGTON	W	91	89	30-29
3/4		HOUSTON	W	115	87	31-29
3/6		at Washington	L	91	102	31-30
3/8		PORTLAND	W	110	93	32-30
3/9		at Milwaukee	L	100	109	32-31
3/12		at Detroit	W	120	119	33-31
3/15		at New York	L	97	119	33-32
3/16	(#)	WASHINGTON	W	94	81	34-32
3/18		at Cleveland	W	97	73	35-32
3/19		UTAH	W	99	94	36-32
3/22		at Indiana	W	111	102	37-32
3/23		at Boston	L	102	114	37-33
3/25		NEW YORK	L	87	104	37-34
3/26		at New Jersey	L	81	102	37-35
3/29		CLEVELAND	W	95	82	38-35
3/30		at Philadelphia	L	113	120	38-36
4/1		at Chicago	W	108	107	39-36
4/2		INDIANA	W	109	99	40-36
4/5		BOSTON	L	95	117	40-37
4/8		CHICAGO	W	138	101	41-37
4/9		at Washington	L	78	100	41-38
4/12		PHILADELPHIA	W	102	97	42-38
4/13		at Kansas City	L	103	114	42-39
4/16		MILWAUKEE	W	96	79	43-39

ATLANTA	OPPONENT
Most points: 132 vs. Chicago (11/23)	Most points: 132 (Philadelphia, 12/8)
Least points: 78 at Washington (4/9)	Least points: 73 (Cleveland, 3/18)

YEARLY RESULTS: 1983 - 84

40-42 OVERALL (31-10 at home, 9-32 on the road)

SEASON STATS

	G	Min	FGM	FGA	Pct	FTM	FTA	Pct	Reb	Asst	PF	Stl	Blk	Pts	Avg
Wilkins	81	2961	684	1429	.479	382	496	.770	582	126	197	117	87	1750	21.6
Roundfield	73	2610	503	1038	.485	374	486	.770	721	184	221	61	74	1380	18.9
Johnson	67	1893	353	798	.442	164	213	.770	146	374	155	58	7	886	13.2
Davis	75	2079	354	800	.443	217	256	.848	139	326	146	62	6	925	12.3
Rivers	81	1938	250	541	.462	255	325	.785	220	314	286	127	30	757	9.3
Rollins	77	2351	274	529	.518	118	190	.621	593	62	297	35	277	666	8.6
Glenn	81	1503	312	554	.563	56	70	.800	104	171	146	46	5	681	8.4
Matthews	6	96	16	30	.533	18	22	.818	4	21	13	5	1	50	8.3
Williams	13	258	34	114	.298	36	46	.783	50	16	33	14	1	105	8.1
Wittman	78	1071	160	318	.503	28	46	.609	71	71	82	17	0	350	4.5
Hastings	68	1135	111	237	.468	82	104	.788	270	46	220	40	36	305	4.5
Brown	68	785	94	201	.468	48	65	.738	181	29	161	18	23	236	3.5
Hill	15	181	14	46	.304	17	21	.810	10	35	30	7	0	45	3.0
Pinone	7	65	7	13	.538	6	10	.600	10	3	11	2	1	20	2.9
Criss	9	108	9	22	.409	5	5	1.000	11	21	4	3	0	23	2.6
Paultz	40	486	36	88	.409	17	33	.515	113	18	57	8	7	89	2.2
Landsberger	35	335	17	51	.373	15	26	.577	119	10	32	6	3	53	1.5

3-pt. field goals: Atlanta 23-106 (.217) - Wilkins 0-11 (.000), Roundfield 0-11 (.000), Johnson 16-43 (.372), Davis 0-8 (.000), Rivers 2-12 (.167), Glenn 1-2 (.500), Matthews 0-1 (.000), Williams 1-9 (.111), Wittman 2-5 (.400), Hastings 1-4 (.250). Opponents 39-185 (.211).

RESULTS

(#, overtime; #2, double OT; #3, three OT; #4, four OT)

Date		Opponent	W/L	Atl.	Opp.	Record
10/28		at New Jersey	L	108	126	0-1
10/29		DETROIT	W	117	115	1-1
11/1		WASHINGTON	W	95	92	2-1
11/4		CHICAGO	W	103	90	3-1
11/6		at Milwaukee	L	84	97	3-2
11/8		at Golden State	L	90	97	3-3
11/11		at Seattle	L	93	104	3-4
11/13		at Portland	L	105	135	3-5
11/15		SAN DIEGO	W	107	102	4-5
11/17		PHILADELPHIA	W	99	94	5-5
11/19		SEATTLE	W	104	92	6-5
11/22		INDIANA	W	104	93	7-5
11/25		at Boston	L	102	109	7-6
11/26		HOUSTON	W	115	109	8-6
11/29		DENVER	L	96	105	8-7
11/30		at Philadelphia	L	110	122	8-8
12/2		at Detroit	L	92	128	8-9
12/3		CLEVELAND	W	102	91	9-9
12/6		PHOENIX	W	95	88	10-9
12/7		at Cleveland	L	92	106	10-10
12/9		at Indiana	L	104	110	10-11
12/10		BOSTON	L	87	104	10-12
12/13		at Washington	W	94	89	11-12
12/14		WASHINGTON	L	96	99	11-13
12/17		SAN ANTONIO	W	113	108	12-13
12/20		NEW JERSEY	W	98	87	13-13
12/21		at Boston	L	96	107	13-14
12/23	(#)	NEW YORK	W	114	113	14-14
12/27		DALLAS	W	112	109	15-14
12/29		at Cleveland	L	77	88	15-15
12/30		CLEVELAND	W	109	98	16-15
1/2		at Indiana	L	86	96	16-16
1/4		NEW JERSEY	L	88	91	16-17
1/6		MILWAUKEE	W	91	87	17-17
1/7		at New Jersey	L	104	108	17-18
1/10		GOLDEN STATE	W	103	101	18-18
1/12		at Washington	W	106	91	19-18
1/13		INDIANA	W	117	108	20-18
1/17		UTAH	W	112	106	21-18
1/18		at Milwaukee	L	90	99	21-19
1/20		at Detroit	L	94	116	21-20
1/21		at New York	W	97	95	22-20
1/23		at Chicago	W	100	93	23-20
1/25		MILWAUKEE	W	109	105	24-20
		ALL-STAR BREAK				
1/31		at Washington	L	94	118	24-21
2/1		CHICAGO	W	116	103	25-21
2/3		at Philadelphia	W	99	88	26-21
2/4		PHILADELPHIA	W	102	97	27-21
2/7		NEW JERSEY	W	109	102	28-21
2/9		at Phoenix	L	105	118	28-22
2/10		at San Diego	L	101	113	28-23
2/12		at Los Angeles	L	87	108	28-24
2/14		at Utah	L	98	100	28-25
2/16		at Denver	L	102	117	28-26
2/18		at Kansas City	L	106	111	28-27
2/21		CLEVELAND	W	102	84	29-27
2/24	(#)	NEW YORK	W	105	104	30-27
2/25		CHICAGO	W	122	87	31-27
2/27		at New York	L	92	96	31-28
2/28		DETROIT	L	96	101	31-29
3/2		LOS ANGELES	L	94	98	31-30
3/3		at Chicago	L	98	102	31-31
3/6	(#)	MILWAUKEE	L	104	109	31-32
3/7		at Detroit	L	93	107	31-33
3/9		PORTLAND	L	101	104	31-34
3/11		at Milwaukee	W	108	94	32-34
3/13		at Cleveland	L	83	92	32-35
3/14		KANSAS CITY	L	93	101	32-36
3/16		at Philadelphia	W	105	102	33-36
3/17		BOSTON	L	88	103	33-37
3/20	(#3)	at San Antonio	L	132	135	33-38
3/21		at Dallas	L	101	102	33-39
3/24		at Houston	L	102	103	33-40
3/27		PHILADELPHIA	W	97	78	34-40
3/30		at Boston	L	96	105	34-41
3/31		NEW YORK	W	109	106	35-41
4/4		WASHINGTON	W	99	92	36-41
4/6		at Chicago	L	103	111	36-42
4/7		INDIANA	W	122	103	37-42
4/11		at Indiana	W	114	111	38-42
4/13		at New Jersey	W	118	112	39-42
4/14		DETROIT	W	115	107	40-42

ATLANTA	OPPONENT
Most points: 132 at San Antonio (3/20)	Most points: 135 (two times)
Least points: 77 at Cleveland (12/29)	Least points: 78 (Philadelphia, 3/27)

YEARLY RESULTS: 1984 - 85

34-48 OVERALL (19-22 at home, 15-26 on the road)

SEASON STATS

	G	Min	FGM	FGA	Pct	FTM	FTA	Pct	Reb	Asst	PF	Stl	Blk	Pts	Avg
Wilkins	81	3023	853	1891	.451	486	603	.806	557	200	170	135	54	2217	27.4
Johnson	73	2367	453	946	.479	265	332	.798	192	566	184	43	7	1193	16.3
Rivers	69	2126	334	701	.476	291	378	.770	214	410	250	163	53	974	14.1
Williams	34	867	167	380	.439	79	123	.642	168	94	83	28	8	417	12.3
Wittman	41	1168	187	352	.531	30	41	.732	73	125	58	28	7	406	9.9
Levingston	74	2017	291	552	.527	145	222	.653	566	104	231	70	69	727	9.8
Willis	82	1785	322	690	.467	119	181	.657	522	36	226	31	49	765	9.3
Glenn	60	1126	228	388	.588	62	76	.816	81	122	74	27	0	518	8.6
Carr	62	1195	198	375	.528	101	128	.789	232	80	219	29	78	499	8.0
Rollins	70	1750	186	339	.549	67	93	.720	442	52	213	35	167	439	6.3
Criss	4	115	7	17	.412	4	6	.667	14	22	5	3	0	18	4.5
Russell	21	377	34	63	.540	14	17	.824	40	66	37	17	4	83	4.0
Hastings	64	825	89	188	.473	63	81	.778	159	46	135	24	23	241	3.8
Eaves	3	37	3	6	.500	5	6	.833	0	4	6	0	0	11	3.7
Brown	69	814	78	192	.406	39	68	.574	223	25	117	19	22	195	2.8
Granger	9	92	6	17	.353	4	8	.500	6	12	13	2	0	16	1.8
Lowe	15	159	8	20	.400	8	8	1.000	15	42	23	11	0	24	1.6
Rautins	4	12	0	2	.000	0	0	.000	2	3	3	0	0	0	0.0

3-pt. field goals: Atlanta 73-235 (.311) - Wilkins 25-81 (.309), Johnson 22-72 (.306), Rivers 15-36 (.417), Williams 4-15 (.267), Wittman 2-7 (.286), Levingston 0-2 (.000), Willis 2-9 (.222), Glenn 0-2 (.000), Carr 2-6 (.333), Criss 0-2 (.000), Russell 1-1 (1.000), Granger 0-1 (.000), Lowe 0-1 (.000). Opponents 46-212 (.217).

RESULTS

(#, overtime; #2, double OT; #3, three OT; #4, four OT) (1) at New Orleans, LA

Date		Opponent	W/L	Atl.	Opp.	Record
10/26		at New Jersey	W	119	104	1-0
10/27		PHILADELPHIA	L	108	111	1-1
10/30		at Washington	L	104	119	1-2
11/1		DETROIT	L	114	118	1-3
11/3		WASHINGTON	W	127	107	2-3
11/7		at Milwaukee	L	99	103	2-4
11/8	(#)	at Dallas	L	105	112	2-5
11/10		at Phoenix	W	114	107	3-5
11/13		MILWAUKEE	L	99	110	3-6
11/15		CLEVELAND	L	99	102	3-7
11/17		INDIANA	W	118	108	4-7
11/21	(1)	UTAH	W	122	90	5-7
11/24		NEW JERSEY	W	101	99	6-7
11/25		at Cleveland	L	111	118	6-8
11/27		at New York	L	96	97	6-9
11/28	(1)	MILWAUKEE	W	95	83	7-9
11/30		HOUSTON	L	102	116	7-10
12/4		at San Antonio	L	106	114	7-11
12/5		at Kansas City	L	100	121	7-12
12/7		LA CLIPPERS	W	101	89	8-12
12/9		at Boston	L	127	128	8-13
12/10		at Indiana	W	104	98	9-13
12/12	(1)	CLEVELAND	W	116	99	10-13
12/13		at Houston	L	93	96	10-14
12/15		BOSTON	L	94	101	10-15
12/18		LA LAKERS	L	116	117	10-16
12/20	(#2)	CHICAGO (NO)	L	129	132	10-17
12/22		WASHINGTON	W	119	101	11-17
12/25		at Cleveland	L	106	109	11-18
12/26	(1)	NEW YORK	W	117	105	12-18
12/28		at Washington	L	111	125	12-19
12/29		at Chicago	W	104	101	13-19
1/2		CHICAGO	W	121	107	14-19
1/4		at Detroit	L	111	134	14-20
1/5		NEW JERSEY	W	124	114	15-20
1/11		at New Jersey	L	103	122	15-21
1/12		BOSTON	L	111	119	15-22
1/15		at Indiana	W	120	113	16-22
1/16		at Philadelphia	L	99	122	16-23
1/18		SEATTLE	W	104	90	17-23
1/19		at New York	L	86	88	17-24
1/22	(1)	DETROIT	L	113	130	17-25
1/23		PHOENIX	W	101	100	18-25
1/26		at Chicago	L	104	117	18-26
1/29	(1)	INDIANA	W	115	106	19-26
2/1		CLEVELAND	W	126	108	20-26
2/2	(#)	at Detroit	L	102	110	20-27
2/4		at Philadelphia	L	92	106	20-28
2/5	(1)	DALLAS	L	103	112	20-29
2/7	(#)	at Milwaukee	W	94	91	21-29
		ALL-STAR BREAK				
2/12		at Denver	L	107	131	21-30
2/13		at Utah	W	94	88	22-30
2/15		at LA Lakers	L	111	120	22-31
2/17		at LA Clippers	W	91	90	23-31
2/19		GOLDEN STATE	W	107	104	24-31
2/22		NEW YORK	L	105	113	24-32
2/26		DENVER	L	94	106	24-33
2/27		at New Jersey	L	91	114	24-34
3/1		at Boston	W	114	105	25-34
3/2		SAN ANTONIO	L	92	105	25-35
3/5	(1)	PORTLAND	L	91	100	25-36
3/6		at Philadelphia	L	86	96	25-37
3/9		DETROIT	L	113	115	25-38
3/11		MILWAUKEE	L	115	121	25-39
3/12	(1)	BOSTON	L	115	126	25-40
3/14		at Golden State	W	120	112	26-40
3/16		at Seattle	L	99	122	26-41
3/17		at Portland	L	101	114	26-42
3/19	(1)	WASHINGTON	W	103	97	27-42
3/22		KANSAS CITY	L	102	121	27-43
3/23	(#)	at Cleveland	W	91	86	28-43
3/26	(1)(#)	NEW JERSEY	L	108	109	28-44
3/27		at Indiana	W	125	99	29-44
3/30		at Milwaukee	L	95	106	29-45
4/1		at Detroit	W	114	100	30-45
4/2		PHILADELPHIA	L	91	102	30-46
4/4		at New York	W	100	79	31-46
4/6		CHICAGO	L	114	117	31-47
4/9		at Washington	L	110	130	31-48
4/10		NEW YORK	W	98	94	32-48
4/12		at Chicago	W	119	108	33-48
4/13		INDIANA	W	122	117	34-48

ATLANTA	OPPONENT
Most points: 129 vs. Chicago (12/20)	Most points: 134 (Detroit, 1/4)
Least points: 86 (two times)	Least points: 79 (New York, 4/4)

YEARLY RESULTS: 1985 - 86

50-32 OVERALL (34-7 at home, 16-25 on the road)

SEASON STATS

	G	Min	FGM	FGA	Pct	FTM	FTA	Pct	Reb	Asst	PF	Stl	Blk	Pts	Avg
Wilkins	78	3049	888	1897	.468	577	705	.818	618	206	170	138	49	2366	30.3
Wittman	81	2760	467	881	.530	104	135	.770	170	306	118	81	14	1043	12.9
Willis	82	2300	419	811	.517	172	263	.654	704	45	294	66	44	1010	12.3
Rivers	53	1571	220	464	.474	172	283	.608	162	443	185	120	13	612	11.5
Johnson	39	862	155	328	.473	79	110	.718	75	219	72	10	1	394	10.1
Levingston	81	1945	294	551	.534	164	242	.678	534	72	260	76	39	752	9.3
Williams	19	367	57	143	.399	41	48	.854	45	67	48	28	1	159	8.4
Koncak	82	1695	263	519	.507	156	257	.607	467	55	296	37	69	682	8.3
Webb	79	1229	199	412	.483	216	275	.785	123	337	164	82	5	616	7.8
Carr	17	258	49	93	.527	18	27	.667	52	14	51	7	15	116	6.8
Rollins	74	1781	173	347	.499	69	90	.767	458	41	239	38	167	415	5.6
Davis	27	402	46	107	.430	51	59	.864	19	112	32	13	0	144	5.3
Battle	64	639	101	222	.455	75	103	.728	62	74	80	23	3	277	4.3
Charles	36	273	49	88	.557	24	36	.667	39	8	37	2	6	122	3.4
Hastings	62	650	65	159	.409	60	70	.857	124	26	118	14	8	193	3.1
Toney	3	24	2	7	.286	1	1	1.000	2	0	6	1	0	5	1.7

3-pt. field goals: Atlanta 33-166 (.199) - Wilkins 13-70 (.186), Wittman 5-16 (.313), Willis 0-6 (.000), Rivers 0-16 (.000), Johnson 5-20 (.250), Levingston 0-1 (.000), Williams 4-11 (.264), Koncak 0-1 (.000), Webb 2-11 (.182), Davis 1-2 (.500), Rollins 0-1 (.000), Battle 0-7 (.000), Hastings 3-4 (.750). Opponents 87-283 (.307).

RESULTS

(#, overtime; #2, double OT; #3, three OT; #4, four OT) (1) at Hartford, CT

Date		Opponent	W/L	Atl.	Opp.	Record
10/25		WASHINGTON	L	91	100	0-1
10/26		at Milwaukee	L	91	117	0-2
10/29		NEW YORK	W	102	87	1-2
11/1		at Boston	L	105	109	1-3
11/2	(#)	PHILADELPHIA	W	114	113	2-3
11/5		at Denver	L	113	128	2-4
11/6		at Phoenix	W	114	106	3-4
11/8		at Golden State	L	119	130	3-5
11/9		at LA Clippers	W	97	94	4-5
11/13		PHOENIX	W	108	101	5-5
11/15		DETROIT	W	122	118	6-5
11/16		at New York	L	96	103	6-6
11/20		CHICAGO	W	116	101	7-6
11/23		UTAH	L	106	116	7-7
11/24		at Cleveland	L	90	98	7-8
11/26		NEW YORK	W	104	94	8-8
11/27		at Milwaukee	L	96	114	8-9
11/29		at New Jersey	L	97	107	8-10
11/30		BOSTON	L	97	102	8-11
12/4		PORTLAND	W	109	98	9-11
12/6		MILWAUKEE	W	94	93	10-11
12/10	(1)	at Boston	L	110	114	10-12
12/11		SEATTLE	W	105	97	11-12
12/13		at Indiana	L	89	109	11-13
12/14		PHILADELPHIA	W	107	103	12-13
12/17		NEW JERSEY	W	104	103	13-13
12/19		DALLAS	L	108	120	13-14
12/21		HOUSTON	W	123	122	14-14
12/27		at Washington	L	109	111	14-15
12/28		at New York	W	100	80	15-15
1/3		DETROIT	W	111	101	16-15
1/4		at Chicago	W	111	100	17-15
1/7		LA CLIPPERS	W	117	103	18-15
1/9		at Detroit	W	110	99	19-15
1/10		at Boston	L	108	115	19-16
1/14		SACRAMENTO	W	115	104	20-16
1/16		CLEVELAND	W	116	99	21-16
1/18	(#)	BOSTON	L	122	125	21-17
1/20		MILWAUKEE	W	101	98	22-17
1/22		GOLDEN STATE	W	131	100	23-17
1/24		NEW YORK	W	117	100	24-17
1/25		at Washington	L	103	111	24-18
1/28		INDIANA	W	123	92	25-18
1/29		at Detroit	L	94	107	25-19
1/31		DETROIT	W	116	103	26-19
2/1		at New Jersey	L	100	108	26-20
2/4		at Cleveland	W	105	104	27-20
2/6		at Indiana	W	100	85	28-20
		ALL-STAR BREAK				
2/11		at Houston	L	100	113	28-21
2/13		at Sacramento	W	123	114	29-21
2/14		at LA Lakers	L	117	141	29-22
2/16		at Portland	W	110	101	30-22
2/17		at Seattle	L	87	100	30-23
2/19	(#)	at Utah	L	105	109	30-24
2/21		INDIANA	W	106	98	31-24
2/22		NEW JERSEY	W	112	83	32-24
2/24		LA LAKERS	W	102	93	33-24
2/26		CLEVELAND	W	102	93	34-24
2/28		at Detroit	L	103	115	34-25
3/1		SAN ANTONIO	W	116	108	35-25
3/4		PHILADELPHIA	W	128	121	36-25
3/5	(#)	at Philadelphia	W	122	114	37-25
3/7		at Chicago	W	112	108	38-25
3/8		MILWAUKEE	W	111	109	39-25
3/11		DENVER	W	128	116	40-25
3/12		at New Jersey	W	113	97	41-25
3/14		BOSTON	L	114	121	41-26
3/15		at New York	W	106	101	42-26
3/17		CHICAGO	W	106	96	43-26
3/19		at San Antonio	L	112	115	43-27
3/21		at Dallas	W	107	103	44-27
3/22		at Milwaukee	L	98	113	44-28
3/25		at Cleveland	W	97	91	45-28
3/26		at Philadelphia	L	103	112	45-29
3/28		at Indiana	W	100	92	46-29
3/29		CLEVELAND	L	105	123	46-30
4/1		WASHINGTON	W	107	91	47-30
4/4	(#)	at Washington	L	129	135	47-31
4/5		at Chicago	L	97	102	47-32
4/8		CHICAGO	W	131	118	48-32
4/10		NEW JERSEY	W	126	117	49-32
4/12		INDIANA	W	108	91	50-32

ATLANTA	OPPONENT
Most points: 131 (two times)	Most points: 135 (Washington, 4/4)
Least points: 87 at Seattle (2/17)	Least points: 80 (New York, 12/28)

YEARLY RESULTS: 1986 - 87

57-25 OVERALL (35-6 at home, 22-19 on the road)

SEASON STATS

	G	Min	FGM	FGA	Pct	FTM	FTA	Pct	Reb	Asst	PF	Stl	Blk	Pts	Avg
Wilkins	79	2969	828	1787	.463	607	742	.818	494	261	149	117	51	2294	29.0
Willis	81	2626	538	1003	.536	227	320	.709	849	62	313	65	61	1304	16.1
Rivers	82	2590	342	758	.451	365	441	.828	299	823	287	171	30	1053	12.8
Wittman	71	2049	398	792	.503	100	127	.787	124	211	107	39	16	900	12.7
McGee	76	1420	311	677	.459	80	137	.584	159	149	156	61	2	788	10.4
Levingston	82	1848	251	496	.506	155	212	.731	533	40	261	48	68	657	8.0
Webb	33	532	71	162	.438	80	105	.762	60	167	65	34	2	223	6.8
Battle	64	804	144	315	.457	93	126	.738	60	124	76	29	5	381	6.0
Koncak	82	1684	169	352	.480	125	191	.654	493	31	262	52	76	463	5.6
Rollins	75	1764	171	313	.546	63	87	.724	488	22	240	43	140	405	5.4
Carr	65	695	134	265	.506	73	103	.709	156	34	146	14	48	342	5.3
Williams	33	481	53	146	.363	27	40	.675	40	139	53	17	5	138	4.2
Hastings	40	256	23	68	.338	23	29	.793	70	13	35	10	7	71	1.8
Henderson	6	10	2	5	.400	1	1	1.000	3	0	1	0	0	5	0.8
Wilson	2	2	0	2	.000	0	0	.000	0	1	1	0	0	0	0.0

3-pt. field goals: Atlanta 135-425 (.318) - Wilkins 31-106 (.292), Willis 1-4 (.250), Rivers 4-21 (.190), Wittman 4-12 (.333), McGee 86-229 (.376), Levingston 0-3 (.000), Webb 1-6 (.167), Battle 0-10 (.000), Koncak 0-1 (.000), Carr 1-3 (.333), Williams 5-18 (.278), Hastings 2-12 (.167). Opponents 128-426 (.300).

RESULTS

(#, overtime; #2, double OT; #3, three OT; #4, four OT)

Date		Opponent	W/L	Atl.	Opp.	Record
11/1		NEW JERSEY	W	131	111	1-0
11/2		at Philadelphia	W	122	113	2-0
11/4		MILWAUKEE	W	107	98	3-0
11/7		PHOENIX	W	106	86	4-0
11/8		WASHINGTON	W	110	91	5-0
11/11		at Chicago	L	110	112	5-1
11/14		at Detroit	W	105	100	6-1
11/15		at New Jersey	W	109	90	7-1
11/19		at Boston	L	107	111	7-2
11/20		CLEVELAND	W	108	89	8-2
11/22		BOSTON	W	97	96	9-2
11/25		at LA Lakers	W	113	107	10-2
11/26		at Phoenix	L	106	120	10-3
11/28		at Utah	W	97	88	11-3
11/30		at Sacramento	W	113	109	12-3
12/2		DENVER	W	116	100	13-3
12/4		at Houston	W	109	93	14-3
12/5		at Indiana	L	113	119	14-4
12/9		at Cleveland	W	122	96	15-4
12/10		CHICAGO	W	123	95	16-4
12/12		SACRAMENTO	W	130	120	17-4
12/13		at New York	W	122	110	18-4
12/16		DETROIT	L	100	111	18-5
12/18		at Milwaukee	L	95	104	18-6
12/20		SAN ANTONIO	W	111	96	19-6
12/27		GOLDEN STATE	W	119	108	20-6
12/29		at Cleveland	L	106	107	20-7
1/2		at Washington	W	118	101	21-7
1/3		NEW YORK	W	114	92	22-7
1/6		at New York	L	86	118	22-8
1/7		PHILADELPHIA	L	102	109	22-9
1/10		CLEVELAND	W	129	104	23-9
1/12		LA CLIPPERS	W	125	115	24-9
1/14		at Philadelphia	L	93	96	24-10
1/15		MILWAUKEE	W	130	91	25-10
1/18		at Milwaukee	L	91	100	25-11
1/19		at Detroit	L	98	108	25-12
1/21		LA LAKERS	L	109	112	25-13
1/23		at Boston	L	106	126	25-14
1/24		SEATTLE	W	97	87	26-14
1/27		INDIANA	W	114	98	27-14
1/29		at Cleveland	L	91	102	27-15
1/30		NEW YORK	W	106	98	28-15
2/1		HOUSTON	L	104	106	28-16
2/3	(#)	BOSTON	W	126	123	29-16
		ALL-STAR BREAK				
2/10		at Seattle	W	125	113	30-16
2/11		at LA Clippers	W	109	82	31-16
2/14		at Golden State	L	96	103	31-17
2/15		at Portland	L	93	98	31-18
2/17		DETROIT	W	107	103	32-18
2/20		INDIANA	L	105	107	32-19
2/21		at Detroit	L	97	102	32-20
2/23		PHILADELPHIA	W	112	103	33-20
2/24		at Chicago	L	103	113	33-21
2/27		BOSTON	W	115	105	34-21
2/28		PORTLAND	W	123	102	35-21
3/2		WASHINGTON	W	121	99	36-21
3/3		at Indiana	W	109	108	37-21
3/6		at New Jersey	W	111	83	38-21
3/7		UTAH	W	122	97	39-21
3/9		CHICAGO	W	108	103	40-21
3/10	(#)	at San Antonio	W	113	106	41-21
3/13		at Dallas	W	113	105	42-21
3/15		at Denver	W	104	100	43-21
3/17		WASHINGTON	W	118	98	44-21
3/18		at Philadelphia	L	107	109	44-22
3/20		MILWAUKEE	W	114	97	45-22
3/21		at New York	W	97	85	46-22
3/24		at Washington	W	96	87	47-22
3/26		DALLAS	W	120	112	48-22
3/28		INDIANA	L	114	120	48-23
4/1		at Milwaukee	L	92	104	48-24
4/3		NEW YORK	W	126	89	49-24
4/4		CHICAGO	W	110	97	50-24
4/6		CLEVELAND	W	110	105	51-24
4/8		PHILADELPHIA	W	110	92	52-24
4/10		DETROIT	W	101	99	53-24
4/12		at New Jersey	W	115	88	54-24
4/13		at Indiana	W	102	101	55-24
4/15		NEW JERSEY	W	136	116	56-24
4/16		at Chicago	W	117	114	57-24
4/19		at Boston	L	107	118	57-25

ATLANTA	OPPONENT
Most points: 136 vs. New Jersey (4/15)	Most points: 126 (Boston, 1/23)
Least points: 86 at New York (1/6)	Least points: 82 (L.A. Clippers, 2/11)

YEARLY RESULTS: 1987 - 88

50-32 OVERALL (30-11 at home, 20-21 on the road)

SEASON STATS

	G	Min	FGM	FGA	Pct	FTM	FTA	Pct	Reb	Asst	PF	Stl	Blk	Pts	Avg
Wilkins	78	2948	909	1957	.464	541	655	.826	502	224	162	103	47	2397	30.7
Rivers	80	2502	403	890	.453	319	421	.758	366	747	272	140	41	1134	14.2
Willis	75	2091	356	687	.518	159	245	.649	547	28	240	68	41	871	11.6
Battle	67	1227	278	613	.454	141	188	.750	113	158	84	31	5	713	10.6
Wittman	82	2412	376	787	.478	71	89	.798	170	302	117	50	18	823	10.0
Levingston	82	2135	314	564	.557	190	246	.772	504	71	287	52	84	819	10.0
Carr	80	1483	281	517	.544	142	182	.780	289	103	272	38	83	705	8.8
Webb	82	1347	191	402	.475	107	131	.817	146	337	125	63	12	490	6.0
Koncak	49	1073	98	203	.483	83	136	.610	333	19	161	36	56	279	5.7
McGee	11	117	22	52	.423	2	6	.333	16	13	6	5	0	51	4.6
Rollins	76	1765	133	260	.512	70	80	.875	459	20	229	31	132	336	4.4
Wood	14	79	16	30	.533	7	8	.875	6	19	6	4	0	48	3.4
Whatley	5	24	4	9	.444	3	4	.750	4	2	3	2	0	11	2.2
Washburn	29	174	22	49	.449	13	23	.565	55	3	19	4	8	57	2.0
Hastings	55	403	40	82	.488	25	27	.926	97	16	67	8	10	110	2.0

3-pt. field goals: Atlanta 85-282 (.301) - Wilkins 38-129 (.295), Rivers 9-33 (.273), Willis 0-2 (.000), Battle 16-41 (.390), Levingston 1-2 (.500), Carr 1-4 (.250), Wood 9-19 (.474), Webb 1-19 (.053), Koncak 0-2 (.000), McGee 5-19 (.263), Hastings 5-12 (.417). Opponents 136-406 (.335).

RESULTS

(#, overtime; #2, double OT; #3, three OT; #4, four OT)

Date		Opponent	W/L	Atl.	Opp.	Record
11/6		WASHINGTON	W	114	97	1-0
11/7		CLEVELAND	W	113	105	2-0
11/10		CHICAGO	L	95	105	2-1
11/11		at New York	W	94	93	3-1
11/14		PHILADELPHIA	W	104	83	4-1
11/15		at Milwaukee	L	103	112	4-2
11/18		GOLDEN STATE	W	95	92	5-2
11/20		at Chicago	L	92	94	5-3
11/21		HOUSTON	W	104	94	6-3
11/25		at Boston	L	102	117	6-4
11/27		at Indiana	L	86	88	6-5
11/28		SAN ANTONIO	W	124	100	7-5
12/1		BOSTON	W	120	106	8-5
12/3		at Washington	W	102	94	9-5
12/4		NEW JERSEY	W	139	102	10-5
12/8		at LA Clippers	W	90	79	11-5
12/9		at Phoenix	L	105	117	11-6
12/11		at Golden State	W	109	93	12-6
12/13		at Sacramento	W	106	100	13-6
12/15		INDIANA	W	93	91	14-6
12/18		at Milwaukee	W	94	87	15-6
12/19	(#)	UTAH	W	130	124	16-6
12/22		at Houston	L	103	122	16-7
12/25		at Philadelphia	W	106	100	17-7
12/26		NEW YORK	W	125	98	18-7
12/29		at Chicago	W	108	98	19-7
12/30		at Cleveland	W	117	110	20-7
1/3		LA CLIPPERS	W	121	84	21-7
1/5		DETROIT	W	81	71	22-7
1/6		at Detroit	L	87	90	22-8
1/8		CLEVELAND	W	101	97	23-8
1/9		DENVER	W	113	105	24-8
1/13		at San Antonio	W	120	110	25-8
1/14		at Denver	L	112	115	25-9
1/16		at Dallas	W	101	98	26-9
1/18		at New York	L	102	110	26-10
1/19		CHICAGO	W	106	94	27-10
1/21		at Cleveland	W	101	93	28-10
1/22		at Boston	L	106	124	28-11
1/24		NEW JERSEY	W	118	111	29-11
1/26		BOSTON	L	97	102	29-12
1/29		at LA Lakers	L	107	117	29-13
1/30		at Utah	L	109	115	29-14
2/2		at Portland	L	118	121	29-15
2/4		at Seattle	W	119	109	30-15
		ALL-STAR BREAK				
2/9		PHILADELPHIA	W	112	110	31-15
2/12		at Detroit	L	92	108	31-16
2/13		WASHINGTON	W	105	103	32-16
2/15		at Chicago	L	107	126	32-17
2/16		SACRAMENTO	L	115	118	32-18
2/19	(#)	LA LAKERS	L	119	126	32-19
2/21		SEATTLE	W	129	113	33-19
2/23		INDIANA	W	131	111	34-19
2/26		at Indiana	W	116	101	35-19
2/27		PORTLAND	L	120	123	35-20
3/1		DETROIT	L	104	117	35-21
3/5		MILWAUKEE	L	101	104	35-22
3/8		PHOENIX	W	143	113	36-22
3/11		NEW YORK	W	122	115	37-22
3/13		at Boston	L	100	117	37-23
3/15		PHILADELPHIA	W	104	90	38-23
3/18		at New Jersey	W	106	104	39-23
3/19		at New York	L	110	116	39-24
3/21		MILWAUKEE	W	115	105	40-24
3/22		at Milwaukee	L	98	111	40-25
3/24		at Washington	L	91	94	40-26
3/26		CLEVELAND	W	109	102	41-26
3/29		DALLAS	W	120	106	42-26
3/30		at Detroit	W	103	102	43-26
4/1		at Philadelphia	W	105	93	44-26
4/4		at Indiana	W	102	100	45-26
4/5		MILWAUKEE	W	121	110	46-26
4/7		NEW JERSEY	W	120	94	47-26
4/9		DETROIT	L	102	115	47-27
4/11		WASHINGTON	L	85	86	47-28
4/12		at Cleveland	L	103	116	47-29
4/15	(#)	at Philadelphia	W	103	101	48-29
4/16		NEW YORK	L	93	95	48-30
4/19	(#)	at New Jersey	W	119	109	49-30
4/20		INDIANA	L	98	116	49-31
4/22		BOSTON	W	133	106	50-31
4/23		at Washington	L	96	106	50-32

ATLANTA	OPPONENT
Most points: 143 vs. Phoenix (3/8)	Most points: 126 (two times)
Least points: 81 vs. Detroit (1/5)	Least points: 71 (Detroit, 1/5)

YEARLY RESULTS: 1988 - 89

52-30 OVERALL (33-8 at home, 19-22 on the road)

SEASON STATS

	G	Min	FGM	FGA	Pct	FTM	FTA	Pct	Reb	Asst	PF	Stl	Blk	Pts	Avg
Wilkins	80	2997	814	1756	.464	442	524	.844	553	211	138	117	52	2099	26.2
Malone	81	2878	538	1096	.491	561	711	.789	956	112	154	79	100	1637	20.2
Theus	82	2517	497	1067	.466	285	335	.851	242	387	236	108	16	1296	15.8
Rivers	76	2462	371	816	.455	247	287	.861	286	525	263	181	40	1032	13.6
Battle	82	1672	287	628	.457	194	238	.815	140	197	125	42	9	779	9.5
Levingston	80	2184	300	568	.528	133	191	.696	498	75	270	97	70	734	9.2
Carr	78	1488	226	471	.480	130	152	.855	274	91	221	31	62	582	7.5
Koncak	74	1531	141	269	.524	63	114	.553	453	56	238	54	98	345	4.7
Webb	81	1219	133	290	.459	52	60	.867	123	284	104	70	6	319	3.9
Ferrell	41	231	35	83	.422	30	44	.682	41	10	33	7	6	100	2.4
Tolbert	50	341	40	94	.426	23	37	.622	88	16	55	13	13	103	2.1
Bradley	38	267	28	86	.326	8	16	.500	32	24	41	16	2	72	1.9
Mannion	5	18	2	6	.333	0	0	.000	2	2	2	2	0	4	0.8

3-pt. field goals: Atlanta 110-397 (.277) - Wilkins 29-105 (.276), Malone 0-12 (.000), Theus 17-58 (.293), Rivers 43-124 (.347), Battle 11-34 (.324), Levingston 1-5 (.200), Carr 0-1 (.000), Koncak 0-3 (.000), Webb 1-22 (.045), Bradley 8-31 (.258), Mannion 0-2 (.000). Opponents 147-511 (.288).

RESULTS

(#, overtime; #2, double OT; #3, three OT; #4, four OT)

Date		Opponent	W/L	Atl.	Opp.	Record
11/4		at New Jersey	W	113	105	1-0
11/5		at Milwaukee	W	107	94	2-0
11/8		INDIANA	W	112	107	3-0
11/9	(#)	at Detroit	L	95	101	3-1
11/11		at Philadelphia	L	105	107	3-2
11/12		CHARLOTTE	W	132	111	4-2
11/15		at Cleveland	W	97	95	5-2
11/18	(#)	at Chicago	L	112	115	5-3
11/19		GOLDEN STATE	W	111	92	6-3
11/210		at Houston	L	113	117	6-4
11/23		at San Antonio	L	109	119	6-5
11/25		at Dallas	L	95	100	6-6
11/26		BOSTON	W	104	91	7-6
11/29		SAN ANTONIO	W	120	104	8-6
12/1		WASHINGTON	W	127	115	9-6
12/3		PORTLAND	W	115	97	10-6
12/6		SACRAMENTO	W	123	113	11-6
12/7		at Boston	W	106	103	12-6
12/9		DETROIT	L	82	92	12-7
12/10		DENVER	L	130	133	12-8
12/13		at Chicago	W	106	88	13-8
12/14		PHILADELPHIA	W	103	96	14-8
12/16		MILWAUKEE	W	115	112	15-8
12/17		at Cleveland	L	94	120	15-9
12/20		SEATTLE	W	121	118	16-9
12/23		INDIANA	W	131	114	17-9
12/27		NEW YORK	W	128	126	18-9
12/30		at Milwaukee	W	117	113	19-9
1/3		DETROIT	W	123	104	20-9
1/4		at Indiana	L	113	116	20-10
1/6		at Detroit	L	88	111	20-11
1/7		NEW JERSEY	W	103	93	21-11
1/10		CHICAGO	L	101	104	21-12
1/13		at Philadelphia	L	101	114	21-13
1/14		at New York	L	122	132	21-14
1/16		at Washington	W	117	106	22-14
1/17		MILWAUKEE	W	111	98	23-14
1/21		CHARLOTTE	W	137	113	24-14
1/24		CLEVELAND	W	121	105	25-14
1/27		at Seattle	L	112	119	25-15
1/28		at Portland	L	94	110	25-16
1/30		at LA Clippers	W	130	101	26-16
2/1		at Utah	W	94	93	27-16
2/2		at Denver	L	103	112	27-17
2/4	(#)	at Phoenix	W	118	116	28-17
2/8		NEW YORK	L	101	113	28-18
2/9		at Charlotte	L	108	110	28-19
		ALL-STAR BREAK				
2/14		at Chicago	W	106	98	29-19
2/15		at New Jersey	W	119	112	30-19
2/17		CLEVELAND	W	108	100	31-19
2/19		at Miami	L	115	124	31-20
2/20		LA CLIPPERS	W	114	100	32-20
2/23		INDIANA	W	100	97	33-20
2/25		CHICAGO	W	125	95	34-20
2/27		DALLAS	W	105	83	35-20
3/2		at Boston	L	90	104	35-21
3/3		CHARLOTTE	W	133	109	36-21
3/5		UTAH	L	83	85	36-22
3/7		LA LAKERS	L	97	106	36-23
3/8		at Washington	L	111	119	36-24
3/11		MIAMI	W	111	78	37-24
3/14		PHOENIX	L	112	114	37-25
3/16		at Sacramento	W	119	103	38-25
3/17	(#)	at Golden State	L	118	127	38-26
3/19		at LA Lakers	W	113	111	39-26
3/21		DETROIT	L	95	110	39-27
3/25		at New York	W	115	108	40-27
3/28		at New Jersey	L	108	111	40-28
3/29		WASHINGTON	W	120	102	41-28
3/31		NEW JERSEY	W	116	99	42-28
4/2		at Indiana	W	132	109	43-28
4/4		at Cleveland	L	91	105	43-29
4/5		PHILADELPHIA	W	135	93	44-29
4/7	(#)	HOUSTON	W	120	112	45-29
4/9		CHICAGO	W	108	100	46-29
4/10		at Charlotte	W	112	105	47-29
4/13		BOSTON	W	132	118	48-29
4/15		MILWAUKEE	W	125	100	49-29
4/18		at Indiana	W	121	114	50-29
4/19		at Milwaukee	W	100	92	51-29
4/21		CLEVELAND	W	92	89	52-29
4/23		at Detroit	L	81	99	52-30

ATLANTA	OPPONENT
Most points: 137 vs. Charlotte (1/21)	Most points: 133 (Denver, 12/10)
Least points: 81 at Detroit (4/23)	Least points: 78 (Miami, 3/11)

YEARLY RESULTS: 1989 - 90

41-41 OVERALL (25-16 at home, 16-25 on the road)

SEASON STATS

	G	Min	FGM	FGA	Pct	FTM	FTA	Pct	Reb	Asst	PF	Stl	Blk	Pts	Avg
Wilkins	80	2888	810	1672	.484	459	569	.807	521	200	141	126	47	2138	26.7
Malone	81	2735	517	1077	.480	493	631	.781	812	130	158	47	84	1528	18.9
Rivers	48	1526	218	480	.454	138	170	.812	200	264	151	116	22	598	12.5
Willis	81	2273	418	805	.519	168	246	.683	645	57	259	63	47	1006	12.4
Battle	60	1477	275	544	.506	102	135	.756	99	154	115	28	3	654	10.9
Webb	82	2184	294	616	.477	162	186	.871	201	477	185	105	12	751	9.2
Long	48	1030	174	384	.453	46	55	.836	83	85	66	45	5	404	8.4
Smith	33	674	98	204	.480	55	65	.846	37	142	45	22	1	255	7.7
Carr	44	803	128	248	.516	79	102	.775	149	53	128	15	34	335	7.6
Levingston	75	1706	216	424	.509	83	122	.680	319	80	216	55	41	516	6.9
Volkov	72	937	137	284	.482	70	120	.583	119	83	166	36	22	357	5.0
Matthews	1	13	1	3	.333	2	2	1.000	0	5	0	0	0	4	4.0
Koncak	54	977	78	127	.614	42	79	.532	226	23	182	38	34	198	3.7
Toney	32	286	30	72	.417	21	25	.840	14	52	35	10	0	88	2.8
Marble	24	162	16	58	.276	19	29	.655	24	11	16	7	1	51	2.1
Workman	6	16	2	3	.667	2	2	1.000	3	2	3	3	0	6	1.0
Ferrell	14	29	5	14	.357	2	6	.333	7	2	3	1	0	12	0.9
Williams	5	14	0	4	.000	0	0	.000	1	0	2	0	0	0	0.0

3-pt. field goals: Atlanta 124-411 (.302) - Wilkins 59-183 (.322), Malone 1-9 (.111), Rivers 24-66 (.364), Willis 2-7 (.286), Smith 4-24 (.167), Battle 2-13 (.154), Webb 1-19 (.053), Long 10-29 (.345), Carr 0-4 (.000), Levingston 1-5 (.200), Volkov 13-34 (.382), Matthews 0-1 (.000), Koncak 0-1 (.000), Toney 7-13 (.538), Marble 0-2 (.000), Ferrell 0-1 (.000). Opponents 181-533 (.340).

RESULTS

(#, overtime; #2, double OT; #3, three OT; #4, four OT) (1) at Baltimore, MD

Date		Opponent	W/L	Atl.	Opp.	Record
11/3		INDIANA	L	103	126	0-1
11/7		WASHINGTON	L	114	118	0-2
11/10		at Boston	L	106	117	0-3
11/11		ORLANDO	W	148	109	1-3
11/13		at Orlando	W	112	104	2-3
11/17	(#)	at Cleveland	L	125	131	2-4
11/18		GOLDEN STATE	W	112	96	3-4
11/21		at Detroit	W	103	96	4-4
11/22		at Milwaukee	L	100	118	4-5
11/24		at Miami	W	103	87	5-5
11/25		BOSTON	W	108	100	6-5
11/28		at Chicago	L	98	113	6-6
11/29		at Washington	W	111	104	7-6
12/1		UTAH	W	114	103	8-6
12/2		PHILADELPHIA	W	102	92	9-6
12/6		at Orlando	W	118	100	10-6
12/8		PORTLAND	W	127	120	11-6
12/9		MINNESOTA	W	104	91	12-6
12/12		SAN ANTONIO	W	102	94	13-6
12/13		at Philadelphia	L	103	112	13-7
12/15		NEW YORK	L	109	113	13-8
12/19		SACRAMENTO	W	115	112	14-8
12/21		at Miami	W	117	115	15-8
12/22		CHICAGO	L	113	125	15-9
12/25		CLEVELAND	W	115	104	16-9
12/27		at Dallas	L	101	114	16-10
12/30		at Indiana	L	98	105	16-11
1/2		MILWAUKEE	W	113	107	17-11
1/4		at New York	L	95	100	17-12
1/6		NEW JERSEY	W	105	96	18-12
1/7		at New Jersey	L	93	98	18-13
1/10		LA CLIPPERS	L	109	115	18-14
1/13		at Seattle	L	106	113	18-15
1/16		at Sacramento	L	91	108	18-16
1/17		at Utah	L	88	95	18-17
1/19		CHICAGO	L	84	92	18-18
1/23		at Charlotte	W	106	101	19-18
1/24		CLEVELAND	W	103	86	20-18
1/27		at Orlando	W	114	96	21-18
1/29		at Chicago	L	111	121	21-19
1/30		DETROIT	L	95	112	21-20
2/1		at Phoenix	L	90	102	21-21
2/2		at LA Lakers	L	106	112	21-22
2/4		at Denver	L	113	125	21-23
2/6		at San Antonio	L	94	105	21-24
2/8		at Houston	W	110	108	22-24
		ALL-STAR BREAK				
2/13		NEW YORK	L	109	114	22-25
2/15		ORLANDO	W	130	123	23-25
2/16		at Cleveland	L	101	109	23-26
2/18		at Minnesota	L	98	108	23-27
2/20		WASHINGTON	L	107	110	23-28
2/21		at Indiana	L	96	123	23-29
2/23		DETROIT	W	112	103	24-29
2/24		HOUSTON	W	104	96	25-29
2/26		MIAMI	W	123	114	26-29
2/28		INDIANA	W	102	99	27-29
3/2		MILWAUKEE	W	132	110	28-29
3/3		at New Jersey	L	109	114	28-30
3/6		PHOENIX	L	95	112	28-31
3/9		SEATTLE	W	107	97	29-31
3/11		LA LAKERS	L	115	123	29-32
3/13		BOSTON	L	100	112	29-33
3/16	(#)	at Indiana	W	106	104	30-33
3/17	(1)	at Washington	W	119	92	31-33
3/19		DALLAS	L	110	117	31-34
3/21		CHICAGO	L	89	99	31-35
3/23		at Boston	L	98	101	31-36
3/24		CHARLOTTE	W	122	109	32-36
3/26		DENVER	W	113	102	33-36
3/29		at Portland	L	106	112	33-37
3/30		at LA Clippers	W	122	118	34-37
4/1		at Golden State	W	142	116	35-37
4/4		at Cleveland	L	95	101	35-38
4/5		DETROIT	L	99	104	35-39
4/7		PHILADELPHIA	L	108	112	35-40
4/10		at Philadelphia	W	123	111	36-40
4/11		MILWAUKEE	W	106	94	37-40
4/13		at Detroit	W	115	111	38-40
4/14		at Milwaukee	L	93	109	38-41
4/17		NEW JERSEY	W	118	95	39-41
4/20		at New York	W	126	112	40-41
4/21		MIAMI	W	130	109	41-41

ATLANTA	OPPONENT
Most points: 148 vs. Orlando (11/11)	Most points: 131 (Cleveland, 11/17)
Least points: 84 vs. Chicago (1/19)	Least points: 86 (Cleveland, 1/24)

YEARLY RESULTS: 1990 - 91

43-39 OVERALL (29-12 at home, 14-27 on the road)

SEASON STATS

	G	Min	FGM	FGA	Pct	FTM	FTA	Pct	Reb	Asst	PF	Stl	Blk	Pts	Avg
Wilkins	81	3078	770	1640	.470	476	574	.829	732	265	156	123	65	2101	25.9
Rivers	79	2586	444	1020	.435	221	262	.844	253	340	216	148	47	1197	15.2
Battle	79	1863	397	862	.461	270	316	.854	159	217	145	45	6	1078	13.6
Webb	75	2197	359	803	.447	231	266	.868	174	417	180	118	6	1003	13.4
Willis	80	2373	444	881	.504	159	238	.668	704	99	235	60	40	1051	13.1
Malone	82	1912	280	598	.468	309	372	.831	667	68	134	30	74	869	10.6
Ferrell	78	1165	174	356	.489	125	156	.801	179	55	151	33	27	475	6.1
Robinson	47	674	108	242	.446	47	80	.588	71	132	65	32	8	265	5.6
Moncrief	72	1096	117	240	.488	82	105	.781	128	104	112	50	9	337	4.7
McCormick	56	689	93	187	.497	66	90	.733	165	32	91	11	14	252	4.5
Koncak	77	1931	140	321	.436	32	54	.593	375	124	265	74	76	313	4.1
Wilson	25	162	21	70	.300	13	26	.500	40	11	13	5	1	55	2.2
Wright	4	20	2	3	.667	1	1	1.000	6	0	3	0	0	5	1.3
Leonard	4	9	0	0	.000	2	4	.500	2	0	2	0	1	2	0.5

3-pt. field goals: Atlanta 271-836 (.324) - Wilkins 85-249 (.341), Rivers 88-262 (.336), Battle 14-49 (.286), Webb 54-168 (.321), Willis 4-10 (.400), Malone 0-7 (.000), Ferrell 2-3 (.667), Robinson 2-11 (.182), Moncrief 21-64 (.328), McCormick 0-3 (.000), Koncak 1-8 (.125), Wilson 0-2 (.000). Opponents 217-621 (.349).

RESULTS

(#, overtime; #2, double OT; #3, three OT; #4, four OT) (1) at Baltimore, MD

Date		Opponent	W/L	Atl.	Opp.	Record
11/2		ORLANDO	W	115	111	1-0
11/3		INDIANA	W	121	120	2-0
11/6		at Sacramento	W	102	85	3-0
11/9		at Golden State	L	128	143	3-1
11/10		at LA Clippers	W	112	94	4-1
11/13		CLEVELAND	L	104	121	4-2
11/14		at Philadelphia	L	104	112	4-3
11/16		CHARLOTTE	L	109	119	4-4
11/17		at Detroit	L	83	91	4-5
11/20		at Charlotte	L	121	128	4-6
11/21		at Milwaukee	L	93	105	4-7
11/24		PHILADELPHIA	L	121	124	4-8
11/27		DETROIT	L	97	120	4-9
11/30		CLEVELAND	L	93	101	4-10
12/4		at Houston	W	113	110	5-10
12/5		at San Antonio	W	110	108	6-10
12/7		MILWAUKEE	L	103	104	6-11
12/8		NEW YORK	W	99	86	7-11
12/12		at Miami	W	118	93	8-11
12/13		NEW JERSEY	W	106	97	9-11
12/15		WASHINGTON	W	125	113	10-11
12/17		at Cleveland	W	109	98	11-11
12/20		UTAH	W	105	87	12-11
12/21		at Detroit	L	87	113	12-12
12/23**		at Boston	L	104	132	12-13
12/26		at New Jersey	W	113	111	13-13
12/28		BOSTON	W	131	114	14-13
12/29		GOLDEN STATE	W	134	130	15-13
1/2		LA CLIPPERS	W	120	107	16-13
1/4		INDIANA	W	111	96	17-13
1/5	(#)	MINNESOTA	W	117	112	18-13
1/8		SAN ANTONIO	W	109	98	19-13
1/11		at Chicago	L	96	99	19-14
1/12		at New York	L	92	99	19-15
1/14		NEW YORK	W	96	82	20-15
1/15		at Indiana	W	117	106	21-15
1/18		CHICAGO	W	114	105	22-15
1/19		NEW JERSEY	W	114	84	23-15
1/22		MIAMI	W	118	107	24-15
1/23		at Washington	L	99	104	24-16
1/26		at Seattle	L	102	103	24-17
1/28		at Portland	L	111	116	24-18
1/29		at Utah	L	105	116	24-19
1/31		at LA Lakers	L	103	116	24-20
2/2		at Denver	L	125	126	24-21
2/5		CLEVELAND	W	118	114	25-21
2/7		CHARLOTTE	W	127	114	26-21
		ALL-STAR BREAK				
2/12		at Chicago	L	113	122	26-22
2/13		at New Jersey	L	106	140	26-23
2/16		SEATTLE	W	122	113	27-23
2/19		at New York	W	110	102	28-23
2/20		at Detroit	L	89	97	28-24
2/22		LA LAKERS	W	111	102	29-24
2/23		DALLAS	W	122	107	30-24
2/25		SACRAMENTO	W	96	88	31-24
2/27		at Philadelphia	L	103	107	31-25
2/28		PORTLAND	W	117	109	32-25
3/3		at Milwaukee	W	115	106	33-25
3/5		DENVER	W	139	127	34-25
3/7		PHOENIX	L	104	106	34-26
3/8		at Miami	W	102	96	35-26
3/10		CHICAGO	L	87	122	35-27
3/12	(#)	PHILADELPHIA	L	129	133	35-28
3/15		at Dallas	W	127	117	36-28
3/16		at Phoenix	L	116	128	36-29
3/19		BOSTON	W	104	92	37-29
3/20		at Chicago	L	107	129	37-30
3/22	(1)	at Washington	L	116	121	37-31
3/23		MIAMI	W	108	93	38-31
3/26		at Indiana	L	113	123	38-32
3/28		HOUSTON	L	111	112	38-33
3/30		at Milwaukee	L	96	104	38-34
4/4		at Charlotte	L	91	98	38-35
4/6		INDIANA	W	137	110	39-35
4/8		WASHINGTON	W	105	94	40-35
4/9		at Cleveland	W	104	98	41-35
4/11		at Minnesota	L	98	112	41-36
4/13		MILWAUKEE	W	97	91	42-36
4/16		at Orlando	L	106	113	42-37
4/17		CHARLOTTE	L	111	123	42-38
4/19		DETROIT	L	120	126	42-39
4/21		at Boston	W	117	105	43-39

ATLANTA	OPPONENT
Most points: 139 vs. Denver (3/5)	Most points: 143 (Golden State, 11/9)
Least points: 83 at Detroit (11/17)	Least points: 82 (New York, 1/14)

** Game on 11/28/90 was stopped in progress (slippery floor) and completed on 12/23/90.

YEARLY RESULTS: 1991 - 92

38-44 OVERALL (23-18 at home, 15-26 on the road)

SEASON STATS

	G	Min	FGM	FGA	Pct	FTM	FTA	Pct	Reb	Asst	PF	Stl	Blk	Pts	Avg
Wilkins	42	1601	424	914	.464	294	352	.835	295	158	77	52	24	1179	28.1
Willis	81	2962	591	1224	.483	292	363	.804	1258	173	223	72	54	1480	18.3
Augmon	82	2505	440	899	.489	213	320	.666	420	201	161	124	27	1094	13.3
Robinson	81	2220	423	928	.456	175	275	.636	219	446	178	105	24	1055	13.0
Ferrell	66	1598	331	632	.524	166	218	.761	210	92	134	49	17	839	12.7
Graham	78	1718	305	682	.447	126	170	.741	231	175	193	96	21	791	10.1
Rasmussen	81	1968	347	726	.478	30	40	.750	393	107	233	35	48	729	9.0
Volkov	77	1516	251	569	.441	125	198	.631	265	250	178	66	30	662	8.6
Mays	2	32	6	14	.429	2	2	1.000	2	1	4	0	0	17	8.5
Cheeks	56	1086	115	249	.462	26	43	.605	95	185	73	83	0	259	4.6
Wiley	41	767	71	160	.444	21	30	.700	73	166	73	43	3	177	4.3
Sanders	12	117	20	45	.444	7	9	.778	26	9	15	5	3	47	3.9
Monroe	38	313	53	144	.368	19	23	.826	33	27	19	12	2	131	3.4
Koncak	77	1489	111	284	.391	19	29	.655	261	132	207	50	67	241	3.1
Leonard	5	13	4	6	.667	2	2	1.000	5	1	3	1	0	10	2.0

3-pt. field goals: Atlanta 210-671 (.313) - Wilkins 37-128 (.289), Willis 6-37 (.162), Augmon 1-6 (.167), Robinson 34-104 (.327), Ferrell 11-33 (.333), Graham 55-141 (.390), Rasmussen 5-23 (.217), Volkov 35-110 (.318), Mays 3-6 (.500), Cheeks 3-6 (.500), Wiley 14-38 (.368), Monroe 6-27 (.222), Koncak 0-12 (.000). Opponents 251-732 (.343).

RESULTS

(#, overtime; #2, double OT; #3, three OT; #4, four OT) (1) at Baltimore, MD

Date		Opponent	W/L	Atl.	Opp.	Record
11/2		DETROIT	L	87	89	0-1
11/5		UTAH	W	98	94	1-1
11/6		at Charlotte	L	104	114	1-2
11/8		at Boston	W	100	95	2-2
11/9		MIAMI	W	97	93	3-2
11/12		CHARLOTTE	W	118	100	4-2
11/14		at Sacramento	L	96	98	4-3
11/15		at Phoenix	W	119	115	5-3
11/17		at LA Lakers	L	89	111	5-4
11/20		SACRAMENTO	W	116	104	6-4
11/22		at Philadelphia	W	99	92	7-4
11/23		at Washington	L	115	126	7-5
11/26		DETROIT	L	93	103	7-6
11/27		at Detroit	L	91	100	7-7
11/29		SAN ANTONIO	L	85	88	7-8
11/30		BOSTON	W	129	102	8-8
12/3		at Dallas	W	103	99	9-8
12/5		at Houston	W	109	97	10-8
12/7	(#2)	NEW YORK	L	128	137	10-9
12/10		MILWAUKEE	W	118	104	11-9
12/12		at Cleveland	L	107	134	11-10
12/14		at Miami	L	101	121	11-11
12/17		INDIANA	W	117	113	12-11
12/20		CLEVELAND	L	99	122	12-12
12/21		at Chicago	L	103	117	12-13
12/23		at New Jersey	L	93	105	12-14
12/26		CHICAGO	L	111	122	12-15
12/28	(#)	MINNESOTA	W	125	122	13-15
1/2		PHOENIX	W	123	105	14-15
1/4		LA CLIPPERS	W	97	95	15-15
1/6		HOUSTON	W	109	97	16-15
1/7		at New York	W	109	94	17-15
1/9		DALLAS	W	124	108	18-15
1/11		at Indiana	L	115	138	18-16
1/14		MILWAUKEE	W	93	88	19-16
1/16		at Utah	L	111	116	19-17
1/17	(#)	at LA Clippers	L	107	111	19-18
1/19		at Denver	W	119	93	20-18
1/21		at Seattle	W	128	119	21-18
1/22		at Golden State	L	124	134	21-19
1/24		at Portland	L	117	125	21-20
1/28		PHILADELPHIA	W	110	109	22-20
1/29		at Milwaukee	W	110	100	23-20
1/31	(#)	at Indiana	L	106	115	23-21
2/1		DETROIT	L	80	89	23-22
2/3		SEATTLE	L	110	112	23-23
2/6		ORLANDO	W	123	112	24-23
		ALL-STAR BREAK				
2/11		CHARLOTTE	L	108	113	24-24
2/13		at Miami	L	119	121	24-25
2/14		at Orlando	W	112	107	25-25
2/17	(1)	at Washington	W	117	110	26-25
2/19	(#)	WASHINGTON	L	102	103	26-26
2/21		CHICAGO	L	88	103	26-27
2/22		NEW JERSEY	W	119	107	27-27
2/24		DENVER	W	117	95	28-27
2/28		BOSTON	W	102	90	29-27
3/1	(#)	at Milwaukee	L	106	109	29-28
3/4		at Philadelphia	L	102	107	29-29
3/6	(#)	INDIANA	L	113	115	29-30
3/7		CLEVELAND	L	94	110	29-31
3/10		at San Antonio	L	92	103	29-32
3/11		LA LAKERS	L	98	109	29-33
3/13		PORTLAND	L	95	106	29-34
3/14		MIAMI	W	115	102	30-34
3/16		at Detroit	W	89	77	31-34
3/18		ORLANDO	L	96	99	31-35
3/20		at Charlotte	W	112	110	32-35
3/22		at Cleveland	L	80	123	32-36
3/23	(#)	GOLDEN STATE	W	126	125	33-36
3/26		WASHINGTON	W	107	95	34-36
3/27		at Minnesota	W	105	103	35-36
3/29		at Boston	L	93	117	35-37
4/1		at Indiana	L	117	137	35-38
4/3		at New York	L	94	115	35-39
4/4		PHILADELPHIA	L	121	126	35-40
4/7		at New Jersey	W	104	97	36-40
4/9		at Orlando	L	94	96	36-41
4/11		NEW JERSEY	W	118	98	37-41
4/13		at Chicago	L	93	100	37-42
4/15		NEW YORK	W	95	94	38-42
4/17		CHICAGO	L	95	121	38-43
4/19		at Cleveland	L	108	112	38-44

ATLANTA	OPPONENT
Most points: 129 vs. Boston (11/30)	Most points: 138 (Indiana, 1/11)
Least points: 80 (two times)	Least points: 77 (Detroit, 3/16)

YEARLY RESULTS: 1992 - 93

43-39 OVERALL (25-16 at home, 18-23 on the road)

SEASON STATS

	G	Min	FGM	FGA	Pct	FTM	FTA	Pct	Reb	Asst	PF	Stl	Blk	Pts	Avg
Wilkins	71	2647	741	1584	.468	519	627	.828	482	227	116	70	27	2121	29.9
Willis	80	2878	616	1218	.506	196	300	.653	1028	165	264	68	41	1435	17.9
Augmon	73	2112	397	792	.501	227	307	.739	287	170	141	91	18	1021	14.0
Blaylock	80	2820	414	964	.429	123	169	.728	280	671	156	203	23	1069	13.4
Ferrell	82	1736	327	696	.470	176	226	.779	191	132	160	59	17	839	10.2
Graham	80	1508	256	560	.457	96	131	.733	190	164	185	86	6	650	8.1
Mays	49	787	129	309	.417	54	82	.659	53	72	59	21	3	341	7.0
Keefe	82	1549	188	376	.500	166	237	.700	432	80	195	57	16	542	6.6
Henson	53	719	71	182	.390	34	40	.850	55	155	85	30	1	213	4.0
Koncak	78	1975	124	267	.464	24	50	.480	427	140	264	75	100	275	3.4
Rasmussen	22	283	30	80	.375	9	13	.692	55	5	61	5	10	71	3.2
Foster	33	205	44	95	.463	13	18	.722	56	10	41	3	9	101	3.1
Wiley	25	354	26	81	.321	5	8	.625	35	81	49	26	2	72	2.9
Breuer	12	107	15	31	.484	2	5	.400	28	6	12	2	3	32	2.7
Sanders	9	120	10	25	.400	4	8	.500	29	6	16	8	1	24	2.7
Stivrins	5	15	4	9	.444	0	0	.000	5	0	0	0	1	8	1.6
Spencer	3	15	0	3	.000	0	0	.000	1	0	3	2	0	0	0.0

3-pt. field goals: Atlanta 382-1076 (.355) - Wilkins 120-316 (.380), Willis 7-29 (.241), Augmon 0-4 (.000), Blaylock 118-315 (.375), Ferrell 9-36 (.250), Graham 42-141 (.298), Mays 29-84 (.345), Keefe 0-1 (.000), Henson 37-80 (.463), Koncak 3-8 (.375), Rasmussen 2-6 (.333), Foster 0-4 (.000), Wiley 15-51 (.294), Stivrins 0-1 (.000). Opponents 281-833 (.337).

RESULTS

(#, overtime; #2, double OT; #3, three OT; #4, four OT)

Date		Opponent	W/L	Atl.	Opp.	Record
11/6		NEW YORK	L	94	106	0-1
11/7		at Chicago	W	100	99	1-1
11/11		at Houston	L	82	101	1-2
11/12		at San Antonio	W	104	97	2-2
11/14		at Dallas	L	105	113	2-3
11/17		MILWAUKEE	L	106	114	2-4
11/19		NEW JERSEY	L	101	108	2-5
11/21		BOSTON	W	116	107	3-5
11/23	(#)	at Boston	W	101	97	4-5
11/25		at Philadelphia	W	111	105	5-5
11/27		at Cleveland	L	101	122	5-6
11/28		MIAMI	W	112	100	6-6
12/1		INDIANA	W	119	107	7-6
12/2		NEW JERSEY	L	118	122	7-7
12/4		at Indiana	L	106	122	7-8
12/5		SAN ANTONIO	W	113	105	8-8
12/7		CHICAGO	W	123	114	9-8
12/11	(#)	DENVER	W	112	107	10-8
12/12		PHILADELPHIA	L	96	103	10-9
12/13		DETROIT	L	94	107	10-10
12/16		at Detroit	L	88	89	10-11
12/18		at Miami	W	108	100	11-11
12/19		ORLANDO	L	84	125	11-12
12/22		CHARLOTTE	L	114	130	11-13
12/26		at Minnesota	W	113	105	12-13
12/28		at Washington	L	96	97	12-14
12/29		CLEVELAND	L	96	114	12-15
1/2		MILWAUKEE	L	93	106	12-16
1/5		WASHINGTON	L	100	107	12-17
1/7		at Milwaukee	W	100	94	13-17
1/8		at Detroit	W	101	92	14-17
1/12		GOLDEN STATE	W	126	118	15-17
1/14		DETROIT	W	108	91	16-17
1/16		at Cleveland	L	99	127	16-18
1/19		at Charlotte	W	102	100	17-18
1/20		at Boston	L	106	121	17-19
1/22		NEW JERSEY	W	102	91	18-19
1/23		PHOENIX	L	91	110	18-20
1/25		SACRAMENTO	W	117	106	19-20
1/26		at Orlando	L	106	120	19-21
1/28		at New York	W	110	105	20-21
1/30		PHILADELPHIA	W	149	123	21-21
2/2		SEATTLE	W	118	109	22-21
2/3		at Miami	L	96	116	22-22
2/6		CLEVELAND	L	109	120	22-23
2/9		at Golden State	W	125	114	23-23
2/11		at Sacramento	L	105	116	23-24
2/13		at Utah	W	121	112	24-24
2/14		at LA Lakers	L	96	135	24-25
2/16		at Portland	L	90	105	24-26
2/18		at Phoenix	L	119	131	24-27
		ALL-STAR BREAK				
2/23		WASHINGTON	W	109	94	25-27
2/24		at Philadelphia	W	132	107	26-27
2/26		BOSTON	L	99	110	26-28
2/27		at Chicago	L	92	112	26-29
3/2		at New York	L	98	107	26-30
3/4		at Indiana	L	111	136	26-31
3/6		UTAH	W	139	118	27-31
3/8		LA CLIPPERS	W	121	113	28-31
3/9		at Milwaukee	W	117	103	29-31
3/12		ORLANDO	W	110	92	30-31
3/14		LA LAKERS	W	117	107	31-31
3/16		at Charlotte	W	122	107	32-31
3/17		at New Jersey	L	93	114	32-32
3/19		MINNESOTA	W	121	103	33-32
3/23		DALLAS	W	125	107	34-32
3/25		HOUSTON	W	106	96	35-32
3/27		MIAMI	W	118	106	36-32
3/29	(#)	PORTLAND	W	127	118	37-32
3/31		at Denver	W	103	94	38-32
4/2		at LA Clippers	L	99	111	38-33
4/3		at Seattle	L	105	129	38-34
4/6	(#)	NEW YORK	W	109	104	39-34
4/9		CHICAGO	L	87	88	39-35
4/10		at Charlotte	W	118	105	40-35
4/13	(#2)	CLEVELAND	L	109	112	40-36
4/14		at Detroit	L	84	87	40-37
4/17		CHARLOTTE	L	107	110	40-38
4/20		INDIANA	W	111	102	41-38
4/21		at Washington	W	119	98	42-38
4/23		MILWAUKEE	W	122	106	43-38
4/24		at Orlando	L	85	104	43-39

ATLANTA	OPPONENT
Most points: 149 vs. Philadelphia (1/30)	Most points: 136 (Indiana, 3/4)
Least points: 82 at Houston (11/11)	Least points: 87 (Detroit, 4/14)

YEARLY RESULTS: 1993 - 94

57-25 OVERALL (36-5 at home, 21-20 on the road)

SEASON STATS

	G	Min	FGM	FGA	Pct	FTM	FTA	Pct	Reb	Asst	PF	Stl	Blk	Pts	Avg
Wilkins	49	1687	430	996	.432	275	322	.854	305	114	87	63	88	1196	24.4
Willis	80	2867	627	1257	.499	268	376	.713	963	150	250	79	38	1531	19.1
Manning	26	925	177	372	.476	54	83	.651	169	85	93	46	25	409	15.7
Augmon	82	2605	439	861	.510	333	436	.764	394	187	179	149	45	1212	14.8
Blaylock	81	2915	444	1079	.411	116	159	.730	424	789	144	212	44	1118	13.8
Ehlo	82	2147	316	708	.446	112	154	.727	279	273	161	136	26	821	10.0
Ferrell	72	1155	184	379	.485	144	184	.783	129	65	85	44	16	513	7.1
Lang	82	1608	215	458	.469	73	106	.689	313	51	192	38	87	504	6.1
Keefe	63	763	96	213	.451	81	111	.730	201	34	80	20	9	273	4.3
Koncak	82	1823	159	369	.431	24	36	.667	365	102	236	63	125	342	4.2
Whatley	82	1004	120	236	.508	52	66	.788	99	181	93	59	2	292	3.6
Graham	21	128	21	57	.368	13	17	.765	12	13	11	4	5	58	2.8
Edwards	16	107	17	49	.347	9	16	.563	18	8	9	2	5	43	2.7
Grace	3	8	2	3	.667	0	2	.000	1	1	3	0	0	4	1.3
Bagley	3	13	0	2	.000	2	2	1.000	1	3	2	0	0	2	0.7

3-pt. field goals: Atlanta 260-830 (.323) - Wilkins 61-198 (.308), Manning 1-3 (.333), Willis 9-24 (.375), Augmon 1-7 (.143), Blaylock 114-341 (.334), Ehlo 77-221 (.348), Ferrell 1-9 (.111), Lang 1-4 (.250), Koncak 0-3 (.000), Whatley 0-6 (.000), Graham 3-13 (.231), Edwards 0-1 (.000). Opponents 275-872 (.315).

RESULTS

(#, overtime; #2, double OT; #3, three OT; #4, four OT)

Date		Opponent	W/L	Atl.	Opp.	Record
11/5		INDIANA	W	116	110	1-0
11/8		at Chicago	L	80	106	1-1
11/10		at Utah	L	88	91	1-2
11/12		at Portland	L	84	94	1-3
11/13	(#)	at Seattle	L	89	97	1-4
11/16		SACRAMENTO	W	118	95	2-4
11/17		at Philadelphia	W	92	90	3-4
11/19		at Miami	W	95	92	4-4
11/20		CHARLOTTE	W	96	91	5-4
11/23		LA LAKERS	W	103	94	6-4
11/24		at Milwaukee	W	89	85	7-4
11/26		WASHINGTON	W	124	108	8-4
11/27		PHILADELPHIA	W	111	79	9-4
11/30		BOSTON	W	122	114	10-4
12/3		HOUSTON	W	133	111	11-4
12/8		at Detroit	W	105	97	12-4
12/9		SAN ANTONIO	W	105	95	13-4
12/11		at Wash. (Balt.)	W	116	108	14-4
12/14		at Cleveland	W	103	92	15-4
12/16		INDIANA	L	81	99	15-5
12/18		DENVER	W	102	96	16-5
12/22		at Boston	W	108	103	17-5
12/23		at New York	L	75	84	17-6
12/26		at New Jersey	L	87	91	17-7
12/28		DETROIT	W	119	101	18-7
12/29		at Orlando	W	92	90	19-7
1/4		CHARLOTTE	W	133	94	20-7
1/7		PORTLAND	W	100	85	21-7
1/8		CLEVELAND	W	102	89	22-7
1/12		CHICAGO	W	92	81	23-7
1/14		DALLAS	W	113	96	24-7
1/15		at Indiana	L	91	94	24-8
1/17		MILWAUKEE	W	102	98	25-8
1/19		GOLDEN STATE	L	119	120	25-9
1/21	(#)	NEW JERSEY	L	111	113	25-10
1/22		at Minnesota	W	98	81	26-10
1/25		at Milwaukee	W	95	90	27-10
1/26		PHOENIX	W	116	107	28-10
1/28		at Charlotte	W	117	105	29-10
1/29		at San Antonio	L	87	100	29-11
1/31		at Dallas	W	90	85	30-11
2/2		ORLANDO	W	118	99	31-11
2/4		NEW YORK	W	114	102	32-11
2/5		at Cleveland	L	93	109	32-12
2/7		DETROIT	W	141	97	33-12
2/9		at Orlando	L	87	104	33-13
2/10		MIAMI	W	114	98	34-13
		ALL-STAR BREAK				
2/15		at Houston	L	99	103	34-14
2/17		at Golden State	L	115	119	34-15
2/18		at LA Clippers	W	97	91	35-15
2/20		at Denver	L	92	97	35-16
2/23		SEATTLE	W	99	92	36-16
2/25		MILWAUKEE	W	111	100	37-16
2/26		at Philadelphia	W	118	102	38-16
3/1		MINNESOTA	W	102	99	39-16
3/3		at Washington	W	109	98	40-16
3/5		INDIANA	W	90	88	41-16
3/8		at Chicago	L	95	116	41-17
3/9		NEW YORK	L	83	90	41-18
3/11		CHICAGO	W	108	77	42-18
3/12		at Detroit	W	104	92	43-18
3/16		at Charlotte	L	79	92	43-19
3/18		at Indiana	W	81	78	44-19
3/20		at Boston	W	101	80	45-19
3/21	(#)	UTAH	W	100	96	46-19
3/23		CHARLOTTE	W	100	92	47-19
3/25		LA CLIPPERS	L	94	97	47-20
3/26		MIAMI	W	100	90	48-20
3/29		NEW JERSEY	W	101	98	49-20
3/31		at Sacramento	W	106	102	50-20
4/1		at Phoenix	L	87	93	50-21
4/3		at LA Lakers	L	89	102	50-22
4/6		BOSTON	W	111	107	51-22
4/7		at New Jersey	L	87	93	51-23
4/9		WASHINGTON	W	117	103	52-23
4/13		CLEVELAND	W	110	95	53-23
4/15		at Milwaukee	W	105	96	54-23
4/16		PHILADELPHIA	W	123	94	55-23
4/18		at Chicago	L	70	87	55-24
4/19		at New York	W	87	84	56-24
4/21		at Miami	L	89	94	56-25
4/23		ORLANDO	W	93	89	57-25

ATLANTA	OPPONENT
Most points: 141 vs. Detroit (2/7)	Most points: 120 (Golden State, 1/19)
Least points: 70 at Chicago (4/18)	Least points: 77 (Chicago, 3/11)

YEARLY RESULTS: 1994 - 95

42-40 OVERALL (24-17 at home, 18-23 on the road)

SEASON STATS

	G	Min	FGM	FGA	Pct	FTM	FTA	Pct	Reb	Asst	PF	Stl	Blk	Pts	Avg
Willis	2	89	16	41	.390	10	15	.667	36	3	7	1	3	42	21.0
Blaylock	80	3069	509	1198	.425	156	214	.729	393	616	164	200	26	1373	17.2
Smith	78	2603	417	976	.427	295	349	.845	270	267	216	60	32	1264	16.2
Augmon	76	2362	397	876	.453	252	346	.728	368	197	163	100	47	1053	13.9
Norman	74	1879	388	856	.453	64	140	.457	362	94	154	34	20	938	12.7
Long	79	2579	337	704	.479	238	315	.756	595	127	232	107	34	923	11.7
Ehlo	49	1166	191	422	.453	44	71	.620	147	113	86	46	6	477	9.7
Lang	82	2340	320	677	.473	152	188	.809	456	72	271	45	144	794	9.7
Corbin	81	1389	205	464	.442	78	114	.684	262	67	161	55	16	502	6.2
Wiley	5	17	3	6	.500	0	0	—	4	6	0	1	1	7	1.4
Bazarevich	10	74	11	22	.500	7	9	.778	7	14	10	1	1	30	3.0
Anderson	51	622	57	104	.548	34	71	.479	188	17	103	23	32	148	2.9
Koncak	62	943	77	187	.412	13	24	.542	184	52	137	36	46	179	2.9
Whatley	27	292	24	53	.453	20	32	.625	30	54	37	19	0	70	2.6
Les	24	188	11	38	.289	23	27	.852	26	44	28	4	0	50	2.1
Edwards	38	212	22	48	.458	23	32	.719	48	13	30	5	4	67	1.8
Vinson	5	27	1	7	.143	1	1	1.000	0	1	4	0	0	4	0.8
Hovasse	2	4	0	1	.000	0	0	—	0	0	1	1	0	0	--

3-pt. field goals: Atlanta 539-1580 (.341) - Willis 0-1 (.000), Blaylock 199-555 (.359), Smith 135-404 (.334), Augmon 7-26 (.269), Norman 98-285 (.344), Long 11-31 (.355), Ehlo 51-134 (.381), Lang 2-3 (.667), Corbin 14-56 (.250), Wiley 1-4 (.250), Bazarevich 1-6 (.167), Koncak 12-36 (.333), Whatley 2-8 (.250), Les 5-23 (.217), Edwards 0-1 (.000), Vinson 1-6 (.167), Hovasse 0-1 (.000). Opponents 420-1212 (.347).

RESULTS

(#, overtime; #2, double OT; #3, three OT; #4, four OT)

Date		Opponent	W/L	Atl.	Opp.	Record
11/4		INDIANA	L	92	94	0-1
11/5	(#)	DETROIT	L	109	114	0-2
11/7		at Utah	L	86	104	0-3
11/9		at Phoenix	L	102	106	0-4
11/10		at LA Clippers	W	108	91	1-4
11/12		at Sacramento	L	97	105	1-5
11/15		BOSTON	W	110	94	2-5
11/18	(#)	MILWAUKEE	L	93	97	2-6
11/19		at New York	L	79	92	2-7
11/22		PHILADELPHIA	W	102	99	3-7
11/23		at Minnesota	W	89	77	4-7
11/25		LA LAKERS	L	87	92	4-8
11/29		CHARLOTTE	L	85	90	4-9
12/2		at Chicago	W	92	81	5-9
12/3		ORLANDO	W	107	105	6-9
12/6	(#)	at New Jersey	W	94	91	7-9
12/7		at Boston	L	80	93	7-10
12/9		NEW YORK	W	89	85	8-10
12/10		at Orlando	L	98	109	8-11
12/13	(#)	MINNESOTA	W	85	83	9-11
12/14		at Indiana	L	79	81	9-12
12/16		CHICAGO	L	80	85	9-13
12/17		at Miami	L	85	96	9-14
12/20		MILWAUKEE	W	115	97	10-14
12/22		UTAH	L	94	103	10-15
12/23		at Detroit	W	97	77	11-15
12/27		at Houston	L	93	105	11-16
12/29	(#)	SAN ANTONIO	W	127	121	12-16
12/30		at Cleveland	L	85	87	12-17
1/3		PORTLAND	L	98	103	12-18
1/4		at New York	L	80	89	12-19
1/6		WASHINGTON	W	112	90	13-19
1/7		NEW JERSEY	W	102	85	14-19
1/10		at Washington	W	99	96	15-19
1/13		ORLANDO	L	96	101	15-20
1/16		MIAMI	W	99	95	16-20
1/18		PHILADELPHIA	L	80	92	16-21
1/20		at Indiana	L	89	99	16-22
1/21		BOSTON	W	89	84	17-22
1/25		at Charlotte	W	103	96	18-22
1/26		CLEVELAND	L	68	77	18-23
1/28		CHARLOTTE	L	93	102	18-24
1/30		at Miami	W	95	92	19-24
2/1		GOLDEN STATE	W	111	99	20-24
2/3		SEATTLE	L	98	121	20-25
2/4		at Detroit	L	78	84	20-26
2/6		at Philadelphia	W	107	92	21-26
2/8		NEW JERSEY	W	111	88	22-26
		ALL-STAR BREAK				
2/14		at Denver	W	99	88	23-26
2/17		at Dallas	W	110	90	24-26
2/18		at San Antonio	L	97	111	24-27
2/21		CHICAGO	L	88	105	24-28
2/23		DALLAS	W	110	92	25-28
2/24		at Wash. (Balt.)	W	107	92	26-28
2/27		SACRAMENTO	W	118	99	27-28
3/2		at Milwaukee	L	93	102	27-29
3/3		DETROIT	W	94	78	28-29
3/5	(#)	at Orlando	L	111	113	28-30
3/8		DENVER	W	99	88	29-30
3/10		NEW YORK	W	108	81	30-30
3/12		at Boston	W	104	98	31-30
3/13		HOUSTON	L	86	97	31-31
3/15		at Chicago	L	86	99	31-32
3/18		PHOENIX	W	122	117	32-32
3/20		LA CLIPPERS	W	106	102	33-32
3/22		MIAMI	L	84	98	33-33
3/24		at Cleveland	L	74	75	33-34
3/25		CHICAGO	L	98	99	33-35
3/28		at Portland	W	102	91	34-35
3/30		at Golden State	W	108	80	35-35
3/31		at LA Lakers	L	107	121	35-36
4/2		at Seattle	L	83	105	35-37
4/5		CLEVELAND	W	96	87	36-37
4/7		INDIANA	W	102	90	37-37
4/9		at Milwaukee	L	99	102	37-38
4/11	(#)	at Philadelphia	W	110	106	38-38
4/12		WASHINGTON	W	90	82	39-38
4/14		at Cleveland	L	70	83	39-39
4/16		at Charlotte	W	94	93	40-39
4/19		at New Jersey	W	104	99	41-39
4/21		DETROIT	W	128	111	42-39
4/23		at Indiana	L	87	103	42-40

ATLANTA	OPPONENT
Most points: 128 vs. Detroit (4/21)	Most points: 121 (three times)
Least points: 68 vs. Cleveland (1/26)	Least points: 75 (Cleveland, 3/24)

YEARLY RESULTS: 1995 - 96

46-36 OVERALL (26-15 at home, 20-21 on the road)

SEASON STATS

	G	Min	FGM	FGA	Pct	FTM	FTA	Pct	Reb	Asst	PF	Stl	Blk	Pts	Avg
Smith	80	2856	494	1143	.432	318	385	.826	326	224	207	68	17	1446	18.1
Blaylock	81	2893	455	1123	.405	127	170	.747	332	478	151	212	17	1268	15.7
Laettner	30	977	159	325	.489	107	130	.823	236	68	119	31	28	425	14.2
Long	82	3008	395	838	.471	257	337	.763	788	183	233	108	34	1078	13.1
Lang	51	1815	281	619	.454	95	118	.805	334	62	178	35	85	657	12.9
Augmon	77	2294	362	738	.491	251	317	.792	304	137	188	106	31	976	12.7
Norman	34	770	127	273	.465	17	48	.354	132	63	68	15	16	304	8.9
Ehlo	79	1758	253	591	.428	81	103	.786	256	138	138	85	9	669	8.5
Henderson	79	1416	192	434	.442	119	200	.595	356	51	217	44	43	503	6.4
Webb	51	817	104	222	.468	74	87	.851	60	140	68	27	2	300	5.9
Rooks	16	215	32	58	.552	29	43	.674	51	9	35	4	14	93	5.8
Jordan	24	247	36	71	.507	22	38	.579	52	29	30	12	7	94	3.9
Bullard	46	460	66	162	.407	16	20	.800	60	18	50	17	11	174	3.8
Boyce	8	41	9	23	.391	2	4	.500	10	3	2	3	1	24	3.0
Nathan	5	15	5	9	.556	3	4	.750	0	2	2	3	0	13	2.6
Mundt	24	118	13	32	.406	5	8	.625	25	2	23	1	4	31	1.3
Grandison	4	19	2	4	.500	0	0	—	6	1	0	0	0	4	1.0
Kempton	3	11	0	0	—	0	0	—	2	1	5	0	0	0	—

3-pt. field goals: Atlanta 566-1595 (.355) - Smith 140-423 (.331), Blaylock 231-623 (.371), Laettner 0-8 (.000), Long 31-86 (.360), Lang 0-3 (.000), Augmon 1-4 (.250), Norman 33-84 (.393), Ehlo 82-221 (.371), Henderson 0-3 (.000), Webb 18-57 (.316), Rooks 0-1 (.000), Bullard 26-72 (.361), Boyce 4-8 (.500), Nathan 0-1 (.000), Grandison 0-1 (.000). Opponents 479-1329 (.360).

RESULTS

(#, overtime; #2, double OT; #3, three OT; #4, four OT)

Date		Opponent	W/L	Atl.	Opp.	Record
11/3		INDIANA	L	106	111	0-1
11/4		ORLANDO	W	124	91	1-1
11/6		at Utah	L	96	105	1-2
11/8		at LA Clippers	W	100	92	2-2
11/9		at Golden State	W	125	121	3-2
11/11		at Dallas	W	113	100	4-2
11/14		CHARLOTTE	W	111	104	5-2
11/17		MIAMI	L	88	91	5-3
11/19		at Sacramento	W	108	94	6-3
11/21		at Denver	L	99	107	6-4
11/22		at Phoenix	L	112	117	6-5
11/25		TORONTO	W	114	102	7-5
11/28	(#)	at New York	W	102	97	8-5
11/29		PHILADELPHIA	W	106	81	9-5
12/1		DALLAS	L	98	106	9-6
12/2		at Detroit	L	96	104	9-7
12/6		at Washington	L	79	96	9-8
12/7		SAN ANTONIO	L	102	104	9-9
12/9		NEW YORK	L	92	101	9-10
12/10		at Boston	W	108	103	10-10
12/12		MINNESOTA	L	78	85	10-11
12/14		CHICAGO	L	108	127	10-12
12/16		DENVER	W	95	86	11-12
12/22		NEW JERSEY	W	94	91	12-12
12/23		at Milwaukee	L	111	115	12-13
12/26		LA CLIPPERS	W	94	88	13-13
12/29		GOLDEN STATE	L	96	117	13-14
12/30		at Chicago	L	93	95	13-15
1/2		SEATTLE	L	88	111	13-16
1/4	(#)	TORONTO	W	104	101	14-16
1/6		at Charlotte	L	90	96	14-17
1/7		at New Jersey (PPD - Snow - rescheduled 4/5)				
1/9		SACRAMENTO	W	104	88	15-17
1/11		at Toronto	W	87	79	16-17
1/13		BOSTON	W	108	105	17-17
1/15		DETROIT	W	96	88	18-17
1/17		INDIANA	W	102	93	19-17
1/19		at Philadelphia	W	82	77	20-17
1/20		MIAMI	W	98	78	21-17
1/22		HOUSTON	W	105	96	22-17
1/23		at Cleveland	W	84	72	23-17
1/26		ORLANDO	W	96	84	24-17
1/30		at Indiana	L	90	107	24-18
1/31		PHOENIX	L	84	120	24-19
2/2		at Orlando	L	95	108	24-20
2/4		CHARLOTTE	W	106	104	25-20
2/7		at Miami	L	89	101	25-21
2/8		WASHINGTON	W	98	92	26-21
		ALL-STAR BREAK				
2/14		at LA Lakers	L	86	87	26-22
2/16		at Vancouver	W	110	100	27-22
2/18		at Portland	W	93	90	28-22
2/19		at Seattle	L	94	102	28-23
2/22		CHICAGO	L	91	96	28-24
2/23		at New York	W	108	97	29-24
2/25		at Minnesota	W	92	76	30-24
2/28		PORTLAND	W	90	88	31-24
3/1		CLEVELAND	W	74	68	32-24
3/2		at Milwaukee	L	106	110	32-25
3/4		at Detroit	L	93	99	32-26
3/7		at Cleveland	W	83	72	33-26
3/8		MILWAUKEE	W	94	91	34-26
3/10		at Washington	L	91	99	34-27
3/12		UTAH	W	115	89	35-27
3/14		at Houston	L	106	114	35-28
3/16		at San Antonio	L	92	119	35-29
3/20		VANCOUVER	W	98	93	36-29
3/22		at Charlotte	W	117	92	37-29
3/23		DETROIT	W	92	84	38-29
3/26		at Toronto	W	114	111	39-29
3/28		at Chicago	L	80	111	39-30
3/29		LA LAKERS	L	89	102	39-31
3/31		at Boston	W	93	92	40-31
4/2		BOSTON	W	109	89	41-31
4/4		WASHINGTON	L	110	113	41-32
4/5		at New Jersey	W	82	70	42-32
4/6		PHILADELPHIA	L	99	100	42-33
4/8		at Indiana	L	95	97	42-34
4/12		MILWAUKEE	W	104	97	43-34
4/14		at New Jersey	W	99	90	44-34
4/16		CLEVELAND	L	77	80	44-35
4/18		at Orlando	L	104	119	44-36
4/20		NEW JERSEY	W	121	99	45-36
4/21		at Miami	W	104	92	46-36

ATLANTA	OPPONENT
Most points: 125 at Golden State (11/9)	Most points: 127 (Chicago, 12/14)
Least points: 74 vs. Cleveland (3/1)	Least points: 68 (Cleveland, 3/1)

YEARLY RESULTS: 1996 - 97

56-26 OVERALL (36-5 at home, 20-21 on the road)

SEASON STATS

	G	Min	FGM	FGA	Pct	FTM	FTA	Pct	Reb	Asst	PF	Stl	Blk	Pts	Avg
Smith	72	2818	491	1145	.429	333	393	.847	238	305	173	62	23	1445	20.1
Laettner	82	3140	548	1128	.486	359	440	.816	720	223	277	102	64	1486	18.1
Blaylock	78	3056	501	1159	.432	131	174	.753	413	463	141	212	20	1354	17.4
Mutombo	80	2973	380	721	.527	306	434	.705	929	110	249	49	264	1066	13.3
Corbin	70	2305	253	600	.422	86	108	.796	294	124	176	90	7	666	9.5
James	53	945	125	306	.408	30	36	.833	81	21	98	11	1	356	6.7
Henderson	30	501	77	162	.475	45	75	.600	116	23	73	21	6	199	6.6
Burton	24	380	39	116	.336	57	68	.838	41	11	55	8	3	148	6.2
Recasner	71	1207	148	350	.423	51	58	.879	115	94	97	38	4	405	5.7
Barry	58	965	100	246	.407	37	46	.804	99	115	56	55	3	285	4.9
Norman	17	220	27	94	.287	4	12	.333	39	12	17	7	3	64	3.8
Lauderdale	35	180	49	89	.551	13	23	.565	43	12	39	1	9	111	3.2
Boyce	22	154	21	63	.333	11	22	.500	15	13	17	10	4	55	2.5
Hancock (TOT)	24	133	16	35	.457	10	14	.714	18	12	15	9	1	42	1.8
Hancock (ATL)	14	86	13	27	.481	8	12	.667	13	7	6	7	1	34	2.4
Newbill	72	850	40	91	.440	20	52	.385	204	24	115	28	15	100	1.4
Alston	2	11	0	5	.000	0	2	.000	4	0	0	0	0	0	0.0
Miller	1	14	0	5	.000	0	0	—	7	0	2	0	0	0	0.0

3-pt. field goals: Atlanta 659-1834 (.359) - Smith 130-388 (.335), Laettner 31-88 (.352), Blaylock 221-604 (.366), Corbin 74-208 (.356), James 76-181 (.420), Burton 13-46 (.283), Recasner 58-140 (.414), Barry 48-124 (.387), Norman 6-38 (.158), Lauderdale 0-1 (.000), Boyce 2-16 (.125). Opponents 485-1399 (.347).

RESULTS

(#, overtime; #2, double OT; #3, three OT; #4, four OT)

Date		Opponent	W/L	Atl.	Opp.	Record
11/1		at Miami	L	81	94	0-1
11/2		DETROIT	L	78	90	0-2
11/4		at Portland	W	94	76	1-2
11/5		at Seattle	W	117	95	2-2
11/7		at Sacramento	W	91	87	3-2
11/10		at LA Lakers	L	85	92	3-3
11/12		CLEVELAND	W	87	83	4-3
11/13		at Boston	L	85	103	4-4
11/15		MIAMI	W	85	77	5-4
11/16		at Chicago	L	69	97	5-5
11/19		at Cleveland	L	63	73	5-6
11/21		at Milwaukee	W	73	65	6-6
11/23		at Toronto	W	91	88	7-6
11/26		VANCOUVER	W	101	80	8-6
11/27		at Orlando	L	75	79	8-7
11/29		WASHINGTON	W	110	81	9-7
12/3		BOSTON	W	105	95	10-7
12/4		at Detroit	L	90	100	10-8
12/7		TORONTO	W	101	75	11-8
12/10		DENVER	W	89	88	12-8
12/14		PHILADELPHIA	W	106	81	13-8
12/17		@Dallas	W	109	73	14-8
12/20		NEW JERSEY	W	109	95	15-8
12/21		at Charlotte	L	93	98	15-9
12/23		at New York	L	76	82	15-10
12/26		CHICAGO	W	108	103	16-10
12/28		at Wash. (Balt.)	L	86	97	16-11
1/3		BOSTON	W	105	95	17-11
1/4		NEW YORK	W	88	71	18-11
1/7	(#)	PHOENIX	W	105	103	19-11
1/9	(#)	at Orlando	W	97	92	20-11
1/11	(#)	SAN ANTONIO	W	87	82	21-11
1/13		at Cleveland	W	93	79	22-11
1/14		MINNESOTA	W	95	93	23-11
1/16		ORLANDO	W	78	67	24-11
1/18		MILWAUKEE	W	94	71	25-11
1/20		CHARLOTTE	W	106	97	26-11
1/21		at Miami	L	91	94	26-12
1/24	(#)	WASHINGTON	W	117	105	27-12
1/25		BOSTON	W	95	90	28-12
1/28		at LA Clippers	W	112	96	29-12
1/30		at Utah	L	96	102	29-13
1/31		at Vancouver	W	87	76	30-13
2/2		at Denver	L	104	115	30-14
2/4		at Golden State	W	107	85	31-14
2/5		at Phoenix	L	81	99	31-15
		ALL-STAR BREAK				
2/12		TORONTO	W	106	84	32-15
2/14		CHICAGO	L	88	89	32-16
2/15		at San Antonio	W	109	89	33-16
2/17		at Houston	L	98	127	33-17
2/19		INDIANA	W	100	87	34-17
2/21		HOUSTON	W	76	74	35-17
2/22		CHARLOTTE	L	92	93	35-18
2/24		GOLDEN STATE	W	106	100	36-18
2/26		at Milwaukee	W	79	72	37-18
2/28		LA LAKERS	W	86	75	38-18
3/2		at Detroit	L	75	82	38-19
3/4		CLEVELAND	W	93	88	39-19
3/6		at Philadelphia	W	117	104	40-19
3/7		MILWAUKEE	W	90	80	41-19
3/9		at Boston	W	114	90	42-19
3/11		UTAH	W	106	99	43-19
3/12		at Indiana	L	82	92	43-20
3/14		SEATTLE	L	91	97	43-21
3/15		at Chicago	L	79	99	43-22
3/17	(#)	ORLANDO	W	112	107	44-22
3/19		INDIANA	W	107	95	45-22
3/21		DALLAS	W	93	72	46-22
3/23		at Toronto	W	90	79	47-22
3/25		PORTLAND	W	96	89	48-22
3/27		LA CLIPPERS	W	103	88	49-22
3/29		SACRAMENTO	W	88	74	50-22
4/2		at Charlotte	L	84	95	50-23
4/4		DETROIT	W	103	89	51-23
4/5		NEW YORK	L	97	102	51-24
4/9		at Philadelphia	W	116	101	52-24
4/11		at Indiana	W	104	92	53-24
4/12		at Minnesota	W	80	66	54-24
4/15		NEW JERSEY	W	109	101	55-24
4/16		at New York	L	92	96	55-25
4/19		PHILADELPHIA	W	136	104	56-25
4/20		at New Jersey	L	92	108	56-26

ATLANTA	OPPONENT
Most points: 136 vs. Philadelphia (4/19)	Most points: 127 (Houston, 2/17)
Least points: 63 at Cleveland (11/19)	Least points: 65 (Milwaukee, 11/21)

YEARLY RESULTS: 1997 - 98

50-32 OVERALL (29-12 at home, 21-20 on the road)

SEASON STATS

	G	Min	FGM	FGA	Pct	FTM	FTA	Pct	Reb	Asst	PF	Stl	Blk	Pts	Avg
Smith	73	2857	489	1101	.444	389	455	.855	309	292	219	75	29	1464	20.1
Henderson	69	2000	365	753	.485	253	388	.652	442	73	175	42	36	986	14.3
Laettner	74	2282	354	730	.485	306	354	.864	487	190	246	71	73	1020	13.8
Mutombo	82	2917	399	743	.537	303	452	.670	932	82	254	34	277	1101	13.4
Blaylock	70	2700	368	938	.392	95	134	.709	341	469	122	183	21	921	13.2
Corbin	79	2699	328	747	.439	101	128	.789	362	173	197	105	7	806	10.2
Recasner	59	1454	206	452	.456	74	79	.937	142	117	94	41	1	548	9.3
Gray	30	472	77	202	.381	55	65	.846	45	34	73	15	11	227	7.6
Daniels (TOT)	6	82	12	29	.414	8	10	.800	7	4	4	3	2	34	5.7
Brown	77	1202	161	372	.433	63	87	.724	183	55	100	23	13	387	5.0
Crawford	40	256	46	110	.418	57	68	.838	41	9	27	12	7	150	3.8
Oliver	5	61	7	19	.368	1	4	.250	9	2	4	1	0	15	3.0
Miller	37	228	29	52	.558	21	39	.538	70	3	41	15	3	79	2.1
Barry	27	256	18	38	.474	11	13	.846	35	49	28	10	1	56	2.1
Anderson	50	398	36	81	.444	16	41	.390	118	15	85	19	10	88	1.8
Livingston	12	82	3	12	.250	4	5	.800	6	5	6	7	2	10	0.8
Whiteside	3	16	1	2	.500	0	2	.000	1	1	0	0	0	2	0.7

3-pt. field goals: Atlanta 337-1016 (.332) - Smith 97-276 (.351), Henderson 3-6 (.500), Laettner 6-27 (.222), Blaylock 90-334 (.269), Corbin 49-141 (.348), Recasner 62-148 (.419), Gray 18-46 (.391), Daniels 2-9 (.222), Brown 2-8 (.250), Crawford 1-3 (.333), Barry 9-21 (.429), Anderson 0-5 (.000), Whiteside 0-1 (.000). Opponents 348-1017 (.342).

RESULTS

(#, overtime; #2, double OT; #3, three OT; #4, four OT) (D) at Georgia Dome, (T) at Georgia Tech

Date		Opponent	W/L	Atl.	Opp.	Record
10/31		at Orlando	W	105	99	1-0
11/1	(T)	TORONTO	W	90	85	2-0
11/4	(D)	DETROIT	W	82	71	3-0
11/5		at Philadelphia	W	93	88	4-0
11/7	(D)	CHICAGO	W	80	78	5-0
11/8	(#)	at Cleveland	W	99	97	6-0
11/11	(D)	SEATTLE	W	89	87	7-0
11/12		at Indiana	W	89	86	8-0
11/14	(D)	SACRAMENTO	W	104	103	9-0
11/16	(T)	LA CLIPPERS	W	89	83	10-0
11/18	(D)(#)	WASHINGTON	W	98	89	11-0
11/20	(D)	NEW YORK	L	79	100	11-1
11/22		at Detroit	L	85	87	11-2
11/26	(#2)	at Toronto	W	109	104	12-2
11/29	(D)	CHARLOTTE	W	98	80	13-2
11/30	(D)	SAN ANTONIO	W	108	96	14-2
12/2		at Dallas	W	112	79	15-2
12/4		at Houston	L	87	94	15-3
12/9	(T)	MIAMI	L	81	97	15-4
12/11		at Phoenix	L	78	94	15-5
12/12		at LA Clippers	W	83	74	16-5
12/14		at Sacramento	W	93	89	17-5
12/15		at Portland	W	99	90	18-5
12/17	(D)	CLEVELAND	W	94	83	19-5
12/19	(D)	LA LAKERS	L	96	98	19-6
12/20		at Miami	L	92	99	19-7
12/22	(D)	UTAH	L	99	101	19-8
12/26	(#)	at Milwaukee	L	94	99	19-9
12/27		at Chicago	L	90	97	19-10
1/2		at LA Lakers	L	106	116	19-11
1/3		at Utah	L	82	97	19-12
1/7		at Golden State	W	106	86	20-12
1/9	(T)	WASHINGTON	W	82	77	21-12
1/11	(#)	at Washington	W	107	102	22-12
1/13		at New York	W	91	89	23-12
1/14	(T)	DALLAS	W	108	82	24-12
1/16	(T)	GOLDEN STATE	W	102	89	25-12
1/17		at New Jersey	L	81	97	25-13
1/20	(D)	MILWAUKEE	W	103	93	26-13
1/21		at San Antonio	L	76	90	26-14
1/23	(D)	BOSTON	L	85	89	26-15
1/24	(D)	PORTLAND	L	77	92	26-16
1/26	(D)	PHOENIX	L	91	96	26-17
1/27		at Minnesota	L	96	113	26-18
1/29	(T)(#)	PHILADELPHIA	W	109	99	27-18
1/31		at Charlotte	W	103	83	28-18
2/2		at Miami	L	83	90	28-19
2/3		at Orlando	L	90	91	28-20
2/5		at Cleveland	W	108	94	29-20
		ALL-STAR BREAK				
2/10		at Milwaukee	W	108	100	30-20
2/13		at Chicago	L	110	112	30-21
2/14	(D)	INDIANA	L	92	96	30-22
2/16	(D)	ORLANDO	L	81	85	30-23
2/18	(T)	NEW JERSEY	W	114	104	31-23
2/20	(T)	VANCOUVER	W	115	92	32-23
2/25		at Denver	W	112	88	33-23
2/27		at Seattle	L	88	90	33-24
3/1		at Vancouver	W	101	76	34-24
3/6	(T)	DENVER	W	115	94	35-24
3/8	(T)	CLEVELAND	W	101	96	36-24
3/11		at Boston	W	110	105	37-24
3/13		at Philadelphia	L	86	107	37-25
3/15	(T)	BOSTON	W	93	77	38-25
3/17		at Toronto	W	117	105	39-25
3/19	(T)	MILWAUKEE	W	84	81	40-25
3/20		at New York	L	108	109	40-26
3/22		at Detroit	L	98	105	40-27
3/24	(D)	ORLANDO	W	85	73	41-27
3/27	(D)	CHICAGO	L	74	89	41-28
3/29	(D)	DETROIT	W	118	95	42-28
3/31		at New Jersey	L	90	105	42-29
4/1	(D)	TORONTO	W	105	91	43-29
4/3	(D)	HOUSTON	W	107	87	44-29
4/5	(D)	MINNESOTA	L	96	97	44-30
4/7	(D)	NEW YORK	W	92	79	45-30
4/9	(D)(#)	INDIANA	L	102	105	45-31
4/10		at Charlotte	W	99	87	46-31
4/12		at Washington	W	91	81	47-31
4/14	(D)	PHILADELPHIA	W	95	94	48-31
4/15		at Indiana	L	70	82	48-32
4/17	(D)	CHARLOTTE	W	121	104	49-32
4/19	(D)	MIAMI	W	101	89	50-32

ATLANTA	OPPONENT
Most points: 121 vs. Charlotte (4/17)	Most points: 116 (LA Lakers, 1/2)
Least points: 70 at Indiana (4/15)	Least points: 71 (Detroit, 11/4)

YEARLY RESULTS: 1998 - 99

31-19 OVERALL (16-9 at home, 15-10 on the road)

SEASON STATS

	G	Min	FGM	FGA	Pct	FTM	FTA	Pct	Reb	Asst	PF	Stl	Blk	Pts	Avg
Smith	36	1314	217	540	.402	191	225	.849	151	118	100	36	11	672	18.7
Blaylock	48	1763	247	651	.379	69	91	.758	224	278	61	99	9	640	13.3
Henderson	38	1142	187	423	.442	100	149	.671	250	28	96	33	19	474	12.5
Mutombo	50	1829	173	338	.512	195	285	.684	610	57	145	16	147	541	10.8
Ellis	20	539	80	190	.421	43	61	.705	109	18	48	8	7	204	10.2
Long	50	1380	151	359	.421	184	235	.783	296	53	143	57	16	489	9.8
Corbin	47	1066	131	335	.391	52	80	.650	145	43	74	31	7	352	7.5
Crawford	42	784	110	255	.431	57	70	.814	90	24	106	10	13	288	6.9
Johnson	49	885	91	225	.404	57	82	.695	75	107	67	35	7	244	5.0
Gray	30	337	53	182	.291	28	37	.757	28	12	30	12	1	146	4.9
McLeod	34	348	62	163	.380	37	45	.822	50	14	24	2	1	162	4.8
Sheppard	18	185	15	39	.385	8	13	.615	22	16	12	3	0	40	2.2
Williams	2	4	0	1	.000	3	4	.750	0	1	0	0	0	3	1.5
West	49	499	22	59	.373	16	45	.356	125	13	81	4	22	60	1.2

3-pt. field goals: Atlanta 197-644 (.306) - Smith 47-139 (.338), Blaylock 77-251 (.307), Henderson 0-1 (.000), Ellis 1-5 (.200), Long 3-18 (.167), Corbin 38-119 (.319), Crawford 11-33 (.333), Johnson 5-19 (.263), Gray 12-42 (.286), McLeod 1-10 (.100), Sheppard 2-7 (.286). Opponents 190-634 (.300).

RESULTS

(#, overtime; #2, double OT; #3, three OT; #4, four OT) (D) at Georgia Dome, (T) at Georgia Tech

Date		Opponent	W/L	Atl.	Opp.	Record
2/5	(D)	CLEVELAND	W	100	83	1-0
2/6	(D)	NEW JERSEY	W	111	106	2-0
2/7		at New Jersey	L	69	79	2-1
2/9		at Chicago	W	87	71	3-1
2/11	(T)	CHARLOTTE	W	100	88	4-1
2/14		at Philadelphia	L	70	78	4-2
2/16		at Chicago	W	83	67	5-2
2/19	(T)(#)	ORLANDO	L	94	99	5-3
2/20		at Philadelphia	W	76	69	6-3
2/22	(T)	CHICAGO	L	68	77	6-4
2/23		at Dallas	L	85	89	6-5
2/25		at Houston	W	93	87	7-5
2/27		at LA Clippers	W	103	74	8-5
3/1		at Orlando	L	67	70	8-6
3/2	(T)	WASHINGTON	L	77	97	8-7
3/4	(T)	TORONTO	L	77	86	8-8
3/8		at Orlando	W	114	110	9-8
3/10		at Miami	L	77	88	9-9
3/11	(T)	BOSTON	W	99	85	10-9
3/13	(T)	TORONTO	W	86	75	11-9
3/14		at Detroit	W	85	72	12-9
3/16		at Indiana	W	85	79	13-9
3/17	(D)	MIAMI	L	85	86	13-10
3/19	(D)	PHOENIX	W	93	85	14-10
3/20	(D)	MILWAUKEE	L	77	83	14-11
3/22		at New York	W	80	71	15-11
3/24	(D)	INDIANA	W	103	102	16-11
3/26	(D)	CHICAGO	W	93	81	17-11
3/27	(D)(#)	PHILADELPHIA	W	103	99	18-11
3/29		at Indiana	W	83	82	19-11
3/30	(D)	DETROIT	L	77	93	19-12
4/1		at New Jersey	L	85	90	19-13
4/2	(T)	VANCOUVER	W	84	81	20-13
4/4	(T)	CHARLOTTE	W	85	83	21-13
4/5		at Charlotte	W	77	71	22-13
4/7		at Detroit	L	82	89	22-14
4/9	(D)	NEW YORK	L	78	86	22-15
4/10		at Cleveland	L	67	81	22-16
4/13		at Milwaukee	L	84	91	22-17
4/14		at Boston	W	77	70	23-17
4/16	(D)	ORLANDO	W	91	79	24-17
4/20		at Toronto	W	103	81	25-17
4/22	(T)	BOSTON	W	106	94	26-17
4/23		at Washington	W	89	78	27-17
4/25	(T)	MILWAUKEE	W	85	70	28-17
4/28	(D)	NEW YORK	W	76	73	29-17
4/30	(D)(#)	INDIANA	L	90	92	29-18
5/2		at Cleveland	W	76	65	30-18
5/4		at Miami	L	79	93	30-19
5/5	(D)	WASHINGTON	W	100	92	31-19

ATLANTA	OPPONENT
Most points: 114 at Orlando (3/8)	Most points: 110 (Orlando, 3/8)
Least points: 67 (two times)	Least points: 65 (Cleveland, 5/2)

YEARLY RESULTS: 1999 - 2000

28-54 OVERALL (21-20 at home, 7-34 on the road)

SEASON STATS

	G	Min	FGM	FGA	Pct	FTM	FTA	Pct	Reb	Asst	PF	Stl	Blk	Pts	Avg
Rider	60	2084	449	1072	.419	204	260	.785	258	219	132	41	6	1158	19.3
Jackson	79	2767	507	1235	.411	186	212	.877	394	230	167	57	10	1317	16.7
Henderson	82	2775	429	930	.461	224	334	.671	571	77	233	81	54	1083	13.2
Mutombo	82	2984	322	573	.562	298	421	.708	1157	105	248	27	269	942	11.5
Ellis	58	1309	209	464	.450	66	95	.695	290	59	133	32	25	487	8.4
Terry	81	1888	249	600	.415	113	140	.807	166	346	133	90	10	657	8.1
Coles	80	1924	276	607	.455	85	104	.817	172	290	178	58	11	645	8.1
McLeod	44	860	131	332	.395	54	70	.771	138	52	84	16	5	318	7.2
Glover	30	446	66	171	.386	51	70	.729	38	27	28	15	4	195	6.5
Wright	75	1205	180	361	.499	87	135	.644	305	21	203	29	40	448	6.0
Crawford	55	668	91	229	.397	63	81	.778	99	33	83	17	16	252	4.6
Bowdler	46	423	49	115	.426	24	38	.632	85	14	46	14	9	122	2.7
Barry (TOT)	16	159	15	33	.455	4	5	.800	12	33	23	2	0	41	2.6
Barry (ATL)	8	74	6	15	.400	3	3	1.000	4	16	9	0	0	19	2.4
Johnson	38	423	36	103	.350	19	24	.792	39	59	41	23	2	92	2.4

3-pt. field goals: Atlanta 258-814 (.317) - Rider 56-180 (.311), Jackson 117-303 (.386), Henderson 1-10 (.100), Ellis 3-21 (.143), Terry 46-157 (.293), Coles 8-39 (.205), McLeod 2-13 (.154), Glover 12-45 (.267), Wright 1-3 (.333), Crawford 7-27 (.259), Bowdler 0-1 (.000), Barry 7-18 (.389), Johnson 1-6 (.167). Opponents 373-1015 (.367).

RESULTS

(#, overtime; #2, double OT; #3, three OT; #4, four OT)

Date		Opponent	W/L	Atl.	Opp.	Record
11/2		at Washington	L	87	94	0-1
11/4		MILWAUKEE	L	109	119	0-2
11/6		CHICAGO	W	113	97	1-2
11/8		at Denver	L	100	115	1-3
11/10	(#)	at Vancouver	L	97	102	1-4
11/13		at Portland	L	95	131	1-5
11/14		at LA Lakers	L	88	95	1-6
11/16		CHARLOTTE	W	103	98	2-6
11/19		at Indiana	W	105	99	3-6
11/20		ORLANDO	L	103	107	3-7
11/23		MIAMI	W	113	106	4-7
11/24		at Miami	L	91	93	4-8
11/26		at Detroit	L	91	93	4-9
11/27		BOSTON	W	94	84	5-9
11/30		at Toronto	W	107	89	6-9
12/2		SACRAMENTO	W	110	100	7-9
12/4		DETROIT	W	112	110	8-9
12/8		LA CLIPPERS	W	99	81	9-9
12/10		GOLDEN STATE	L	99	107	9-10
12/11		at Cleveland	L	116	127	9-11
12/14		MINNESOTA	W	105	94	10-11
12/16		LA LAKERS	L	88	95	10-12
12/18		UTAH	L	96	106	10-13
12/19		at New Jersey	L	88	96	10-14
12/22		at Boston	L	81	98	10-15
12/23		CLEVELAND	W	108	90	11-15
12/27		at Charlotte	L	104	108	11-16
12/29		INDIANA	L	89	116	11-17
12/30	(#)	at Detroit	L	105	106	11-18
1/4		at Milwaukee	L	113	116	11-19
1/5		DETROIT	L	108	120	11-20
1/7		TORONTO	W	105	97	12-20
1/8		at Dallas	L	85	95	12-21
1/14		at Chicago	W	89	83	13-21
1/15		PHILADELPHIA	L	98	101	13-22
1/17		MILWAUKEE	L	101	107	13-23
1/19		at Philadelphia	L	89	107	13-24
1/21		at Miami	L	79	101	13-25
1/22		WASHINGTON	W	111	93	14-25
1/25		CHICAGO	W	96	89	15-25
1/28	(#)	NEW YORK	W	98	96	16-25
1/29		at Orlando	L	87	103	16-26
2/2		at New Jersey	W	97	89	17-26
2/4		PORTLAND	L	90	97	17-27
2/5		at Cleveland	W	102	94	18-27
2/8		at Toronto	L	88	109	18-28
2/9		HOUSTON	W	116	100	19-28
		ALL-STAR BREAK				
2/15		NEW JERSEY	W	103	86	20-28
2/18		at Phoenix	L	73	85	20-29
2/21		at Utah	L	94	96	20-30
2/23		at Sacramento	W	100	94	21-30
2/25		at Seattle	W	95	87	22-30
2/26		at LA Clippers	L	77	78	22-31
2/28		at Golden State	L	75	80	22-32
3/1		WASHINGTON	L	83	102	22-33
3/3		NEW YORK	W	83	70	23-33
3/4		SEATTLE	L	81	93	23-34
3/6		at Milwaukee	L	78	111	23-35
3/7		at Chicago	L	82	89	23-36
3/9		SAN ANTONIO	L	79	105	23-37
3/11		VANCOUVER	W	91	86	24-37
3/14		at San Antonio	L	79	94	24-38
3/15		INDIANA	L	107	113	24-39
3/17		BOSTON	L	90	114	24-40
3/19		DALLAS	L	85	89	24-41
3/21		MIAMI	W	82	77	25-41
3/22		at Orlando	L	90	103	25-42
3/24		at New York	L	83	95	25-43
3/25		CHARLOTTE	L	70	86	25-44
3/28		DENVER	W	116	111	26-44
3/30		PHOENIX	L	74	118	26-45
4/1		at Houston	L	93	115	26-46
4/4	(#)	at Minnesota	L	76	86	26-47
4/5		at Philadelphia	L	86	107	26-48
4/7		TORONTO	L	84	104	26-49
4/8		at Washington	L	98	108	26-50
4/10		at Boston	L	94	99	26-51
4/12		at Charlotte	L	87	119	26-52
4/14		PHILADELPHIA	L	92	104	26-53
4/16		CLEVELAND	W	104	101	27-53
4/18	(#2)	NEW JERSEY	W	111	109	28-53
4/19		at Indiana	L	92	111	28-54

ATLANTA	OPPONENT
Most points: 116 (three times)	Most points: 127 (Cleveland, 12/11)
Least points: 70 vs. Charlotte (3/25)	Least points: 70 (New York, 3/3)

YEARLY RESULTS: 2000 - 01

25-57 OVERALL (18-23 at home, 7-34 on the road)

SEASON STATS

	G	Min	FGM	FGA	Pct	FTM	FTA	Pct	Reb	Asst	PF	Stl	Blk	Pts	Avg
Terry	82	3089	596	1367	.436	303	358	.846	269	403	204	104	12	1619	19.7
Jackson	17	550	77	217	.355	73	85	.859	79	50	42	19	4	243	14.3
Ratliff (TOT)	50	1800	228	457	.499	165	217	.760	413	58	165	30	187	621	12.4
Wright	71	1988	363	811	.448	155	216	.718	535	87	232	42	63	881	12.4
Kukoc (TOT)	65	1597	275	582	.473	101	160	.631	259	199	98	48	11	721	11.1
Kukoc (ATL)	17	618	124	252	.492	49	72	.681	97	106	36	13	5	335	19.7
Henderson	73	1810	298	671	.444	173	271	.638	180	50	164	51	29	769	10.5
McLeod	34	907	144	330	.436	45	51	.882	118	58	88	23	8	335	9.9
Mutombo	49	1716	169	354	.477	107	154	.695	693	54	139	20	137	445	9.1
Mohammed (TOT)	58	912	176	369	.477	89	126	.706	307	19	113	29	35	441	7.6
Moham. (ATL)	28	716	135	281	.480	75	98	.765	252	17	73	23	28	345	12.3
Crawford	47	901	122	270	.452	68	83	.819	110	37	117	21	16	318	6.8
Maloney	55	1403	146	348	.420	26	34	.765	117	154	94	56	5	369	6.7
Knight (TOT)	53	1457	139	371	.375	54	66	.818	168	311	155	101	4	333	6.3
Knight (ATL)	47	1364	137	356	.385	49	60	.817	161	286	138	95	3	324	6.9
Glover	57	929	141	336	.420	47	69	.681	131	69	92	49	10	338	5.9
Robinson (TOT)	34	632	67	184	.364	21	24	.875	87	36	46	28	2	199	5.9
Robinson (ATL)	33	631	67	184	.364	21	24	.875	87	36	46	28	2	199	6.0
D. Johnson	78	1313	146	390	.374	64	87	.736	178	64	134	43	30	397	5.1
Mottola	73	989	123	277	.444	73	90	.811	174	25	163	11	9	319	4.4
Bowdler	44	375	53	114	.465	33	40	.825	77	4	45	10	21	140	3.2
Smith	6	78	8	23	.348	1	2	.500	3	10	12	7	0	17	2.8
A. Johnson	25	279	26	71	.366	12	17	.706	23	34	41	17	5	64	2.6
Miller	2	6	1	2	.500	0	0	—	2	0	0	0	0	2	1.0
Bowman	3	19	0	2	.000	0	0	—	2	7	0	0	0	0	0.0
Colson	3	14	0	5	.000	0	0	—	3	3	0	0	0	0	0.0
Panko	1	1	0	0	—	0	0	—	0	0	0	0	0	0	0.0
Sanchez	5	34	0	7	.000	0	0	—	1	5	3	2	0	0	0.0

3-pt. field goals: Atlanta 333-933 (.357) - Terry 124-314 (.395), Jackson 16-38 (.421), Wright 0-2 (.000), Kukoc 38-79 (.481), Henderson 0-1 (.000), McLeod 2-21 (.095), Mohammed 0-1 (.000), Crawford 6-22 (.273), Maloney 51-142 (.359), Knight 1-10 (.100), Glover 9-46 (.196), Robinson 44-116 (.379), D. Johnson 41-127 (.323), Mottola 0-3 (.000), Bowdler 1-5 (.200), Smith 0-2 (.000), A. Johnson 0-3 (.000), Colson 0-1 (.000). Opponents 396-1080 (.367).

RESULTS

(#, overtime; #2, double OT; #3, three OT; #4, four OT)

Date		Opponent	W/L	Atl.	Opp.	Record
10/31		CHARLOTTE	L	82	106	0-1
11/2		at New York	L	69	94	0-2
11/4		ORLANDO	L	104	107	0-3
11/6		at Vancouver	L	87	97	0-4
11/7		at Portland	L	88	97	0-5
11/9		at Phoenix	L	79	88	0-6
11/10		at LA Clippers	L	106	115	0-7
11/14		PORTLAND	W	99	97	1-7
11/15		at Milwaukee	L	74	84	1-8
11/17		at Boston	L	99	106	1-9
11/18		MINNESOTA	L	84	94	1-10
11/22		NEW YORK	W	78	74	2-10
11/24		PHILADELPHIA	L	67	76	2-11
11/25		at Orlando	L	92	114	2-12
11/28		at Washington	W	102	75	3-12
11/30		CHICAGO	L	82	91	3-13
12/2		MILWAUKEE	W	101	94	4-13
12/5		MIAMI	L	92	100	4-14
12/8		at Miami	L	76	80	4-15
12/9		at Cleveland	L	90	97	4-16
12/12		SACRAMENTO	W	107	99	5-16
12/13		at Detroit	L	69	92	5-17
12/15		at Chicago	W	85	74	6-17
12/16		NEW JERSEY	L	83	89	6-18
12/19		NEW YORK	W	87	77	7-18
12/22		at Toronto	W	78	72	8-18
12/23		INDIANA	W	91	87	9-18
12/26		at New Jersey	W	81	76	10-18
12/28		at Minnesota	L	81	88	10-19
12/29		CLEVELAND	L	85	97	10-20
1/2		BOSTON	W	92	81	11-20
1/3		at Philadelphia	L	80	98	11-21
1/6		ORLANDO	W	83	82	12-21
1/9		SEATTLE	L	86	95	12-22
1/11		GOLDEN STATE	W	107	96	13-22
1/13		LA CLIPPERS	W	108	88	14-22
1/15		NEW JERSEY	L	78	84	14-23
1/18		at Indiana	L	76	84	14-24
1/21		at Washington	L	90	94	14-25
1/23		at Boston	L	82	83	14-26
1/26		WASHINGTON	L	99	106	14-27
1/27		at Cleveland	W	101	90	15-27
1/29		PHOENIX	L	82	95	15-28
1/31		TORONTO	W	102	97	16-28
2/2		MIAMI	L	80	91	16-29
2/3		at Orlando	L	84	96	16-30
2/5		DALLAS	L	81	91	16-31
2/6		at New Jersey	L	84	90	16-32
2/8		at Charlotte	L	84	101	16-33
		ALL-STAR BREAK				
2/13		at Chicago	L	92	96	16-34
2/14		MILWAUKEE	L	98	102	16-35
2/17		at Seattle	W	101	94	17-35
2/18		at Golden State	W	98	91	18-35
2/20		at Sacramento	L	80	94	18-36
2/23		at LA Lakers	L	106	113	18-37
2/24		at Denver	L	82	95	18-38
2/26		at Utah	L	82	99	18-39
2/28		TORONTO	L	88	95	18-40
3/2		CHARLOTTE	L	99	105	18-41
3/3		at San Antonio	L	95	124	18-42
3/5		UTAH	L	102	109	18-43
3/7		HOUSTON	L	98	104	18-44
3/9		at Philadelphia	L	103	108	18-45
3/10		CHICAGO	W	93	90	19-45
3/13		VANCOUVER	W	109	99	20-45
3/16		at Indiana	L	97	103	20-46
3/17		DETROIT	L	90	106	20-47
3/19		LA LAKERS	W	108	106	21-47
3/22		SAN ANTONIO	L	101	115	21-48
3/23		at Toronto	L	86	112	21-49
3/25		at Milwaukee	L	98	105	21-50
3/27	(#)	BOSTON	L	112	115	21-51
3/29		INDIANA	W	104	93	22-51
3/31		DENVER	W	99	88	23-51
4/5		at Dallas	L	94	108	23-52
4/7		at Houston	L	97	110	23-53
4/9		at Detroit	L	69	81	23-54
4/11		CLEVELAND	W	107	102	24-54
4/13		at New York	L	65	101	24-55
4/14	(#)	DETROIT	L	124	129	24-56
4/16		at Charlotte	L	83	106	24-57
4/17		WASHINGTON	W	122	119	25-57

ATLANTA	OPPONENT
Most points: 124 vs. Detroit (4/14)	Most points: 129 (Detroit, 4/14)
Least points: 65 at New York (4/13)	Least points: 72 (Toronto, 12/22)

YEARLY RESULTS: 2001 - 02

33-49 OVERALL (23-18 at home, 10-31 on the road)

SEASON STATS

	G	Min	FGM	FGA	Pct	FTM	FTA	Pct	Reb	Asst	PF	Stl	Blk	Pts	Avg
Abdur-Rahim	77	2980	598	1297	.461	419	523	.801	696	239	214	98	81	1636	21.2
Terry	78	2967	524	1219	.430	284	340	.835	270	444	156	144	13	1504	19.3
Kukoc	59	1494	211	504	.419	109	153	.712	218	210	91	48	17	584	9.9
Mohammed	82	2168	329	713	.461	137	222	.617	651	33	252	63	61	795	9.7
Glover	55	1156	192	456	.421	78	103	.757	169	84	89	45	14	492	8.9
Ratliff	3	82	10	20	.500	6	11	.545	16	1	8	1	8	26	8.7
Johnson	72	1727	214	540	.396	85	105	.810	247	81	163	62	56	602	8.4
Newble	42	1273	131	263	.498	75	88	.852	222	45	117	38	20	338	8.0
Crawford	7	131	21	45	.467	11	15	.733	25	5	21	2	5	53	7.6
Davis	28	774	70	198	.354	16	18	.889	74	68	68	27	5	185	6.6
Vaughn	82	1856	206	438	.470	104	126	.825	168	349	183	65	2	540	6.6
Henderson	26	422	59	116	.509	24	45	.533	97	11	40	11	15	143	5.5
Mottola	82	1371	169	384	.440	57	76	.750	268	50	174	20	19	396	4.8
Strickland	46	654	91	204	.446	25	44	.568	131	20	48	19	17	208	4.5
Bowdler	52	585	61	174	.351	39	47	.830	110	11	64	18	15	162	3.1
Smith	14	100	10	26	.385	11	17	.647	31	3	12	5	1	31	2.2

3-pt. field goals: Atlanta 423-1194 (.354) - Abdur-Rahim 21-70 (.300), Terry 172-444 (.387), Kukoc 53-171 (.310), Mohammed 0-1 (.000), Glover 30-91 (.330), Johnson 89-247 (.360), Newble 1-7 (.143), Crawford 0-1 (.000), Davis 29-85 (.341), Vaughn 24-54 (.444), Henderson 1-1 (1.000), Mottola 1-13 (.077), Strickland 1-4 (.250), Bowdler 1-5 (.200). Opponents 472-1329 (.355).

RESULTS

(#, overtime; #2, double OT; #3, three OT; #4, four OT)

Date		Opponent	W/L	Atl.	Opp.	Record
10/30	(#)	at Houston	L	84	89	0-1
11/1		WASHINGTON	L	88	98	0-2
11/3		MIAMI	W	90	83	1-2
11/5		at LA Clippers	L	86	109	1-3
11/7		at Utah	L	89	96	1-4
11/8		at Phoenix	L	80	108	1-5
11/10		at San Antonio	L	88	110	1-6
11/14		UTAH	W	111	79	2-6
11/16		at Philadelphia	L	78	98	2-7
11/17		BOSTON	W	112	103	3-7
11/20		at Indiana	L	102	106	3-8
11/21		at Boston	W	92	85	4-8
11/23		DETROIT	W	106	99	5-8
11/24		at Milwaukee	L	88	95	5-9
11/26		at New York	L	83	88	5-10
11/28		NEW YORK	L	100	105	5-11
11/29		at Cleveland	W	105	96	6-11
12/1		TORONTO	L	103	104	6-12
12/5		SAN ANTONIO	L	112	120	6-13
12/7		at Orlando	L	94	129	6-14
12/8		ORLANDO	W	107	104	7-14
12/11		PHILADELPHIA	W	89	87	8-14
12/15		at Chicago	W	80	79	9-14
12/18		INDIANA	L	100	103	9-15
12/19		at Washington	L	76	103	9-16
12/21		at Philadelphia	L	83	94	9-17
12/22		CHARLOTTE	W	101	88	10-17
12/26		at Milwaukee	L	97	107	10-18
12/27		MIAMI	W	100	96	11-18
12/29		at Dallas	L	97	113	11-19
1/4		at Memphis	W	113	109	12-19
1/5		MINNESOTA	L	96	112	12-20
1/8		PORTLAND	W	101	92	13-20
1/9		at Charlotte	L	87	111	13-21
1/11	(#)	at Toronto	L	91	94	13-22
1/12		BOSTON	L	91	115	13-23
1/15		DALLAS	L	107	116	13-24
1/17		CHICAGO	L	91	94	13-25
1/19		MILWAUKEE	L	107	116	13-26
1/21		HOUSTON	W	95	91	14-26
1/22		at Orlando	L	86	100	14-27
1/25		DETROIT	L	90	107	14-28
1/26		at Minnesota	L	80	103	14-29
1/29		LA LAKERS	L	93	127	14-30
1/30		at Detroit	L	71	88	14-31
2/1		at Washington	L	90	97	14-32
2/2		LA CLIPPERS	W	101	94	15-32
2/5		at Miami	W	76	73	16-32
2/7		at New York	L	89	92	16-33
		ALL-STAR BREAK				
2/12		NEW JERSEY	W	105	103	17-33
2/15		at LA Lakers	W	93	90	18-33
2/17		at Golden State	W	100	94	19-33
2/19		at Sacramento	L	79	99	19-34
2/21		at Portland	L	79	94	19-35
2/22		at Seattle	L	96	99	19-36
2/24		at Denver	W	89	84	20-36
2/27		SEATTLE	L	81	98	20-37
3/2		CLEVELAND	W	84	81	21-37
3/4		MEMPHIS	W	95	76	22-37
3/5		at Cleveland	L	96	103	22-38
3/9		PHILADELPHIA	L	91	112	22-39
3/11		GOLDEN STATE	W	121	96	23-39
3/13		DENVER	W	105	102	24-39
3/15		PHOENIX	W	104	89	25-39
3/17		at Indiana	L	68	85	25-40
3/19		at Chicago	W	102	96	26-40
3/21		NEW YORK	W	118	89	27-40
3/23		CHICAGO	W	112	96	28-40
3/24		at New Jersey	L	102	116	28-41
3/26		NEW JERSEY	W	103	77	29-41
3/28		TORONTO	L	83	85	29-42
3/29		at Miami	L	80	92	29-43
3/31		SACRAMENTO	L	91	92	29-44
4/2		MILWAUKEE	W	100	92	30-44
4/4		INDIANA	W	95	94	31-44
4/6		CHARLOTTE	L	86	93	31-45
4/8		at Detroit	L	99	105	31-46
4/10		at Charltotte	W	101	95	32-46
4/12		at Toronto	L	73	112	32-47
4/13	(#2)	CLEVELAND	W	128	123	33-47
4/16		ORLANDO	L	95	102	33-48
4/17		at Boston	L	81	89	33-49

ATLANTA	OPPONENT
Most points: 128 vs. Cleveland (4/13)	Most points: 129 (Orlando, 12/7)
Least points: 68 at Indiana (3/17)	Least points: 73 (Miami, 2/5)

YEARLY RESULTS: 2002 - 03

35-47 OVERALL (26-15 at home, 9-32 on the road)

SEASON STATS

	G	Min	FGM	FGA	Pct	FTM	FTA	Pct	Reb	Asst	PF	Stl	Blk	Pts	Avg
Robinson	69	2591	539	1248	.432	268	306	.876	457	205	183	91	26	1436	20.8
Abdur-Rahim	81	3087	566	1183	.478	455	541	.841	677	242	240	76	38	1608	19.9
Terry	81	3081	488	1141	.428	259	292	.887	279	600	175	126	14	1395	17.2
Glover	76	1890	277	648	.427	127	162	.784	282	141	146	71	15	737	9.7
Ratliff	81	2518	276	595	.464	154	214	.720	607	73	271	56	262	706	8.7
Newble	73	1931	231	467	.495	70	90	.778	271	99	174	50	26	564	7.7
Wilks	15	364	29	81	.358	21	29	.724	41	42	38	16	1	85	5.7
Henderson	82	1494	153	327	.468	88	138	.638	398	41	168	33	32	394	4.8
Crawford	5	38	8	13	.615	7	8	.875	7	1	7	2	3	24	4.8
Mohammed	35	445	67	159	.421	26	41	.634	129	6	79	16	21	160	4.6
Benjamin	9	152	13	43	.302	12	16	.750	31	10	20	1	2	40	4.4
Davis	24	340	32	88	.364	17	22	.773	43	36	28	12	2	88	3.7
Dickau	50	515	70	170	.412	21	26	.808	43	85	66	14	2	183	3.7
Ham	75	926	71	159	.447	38	79	.481	153	38	127	16	19	180	2.4
Jackson (TOT)	53	559	40	110	.364	40	55	.727	57	74	51	19	6	121	2.3
Jackson (ATL)	29	273	19	42	.452	17	28	.607	32	35	27	10	3	55	1.9
Moore (TOT)	8	43	5	13	.385	8	10	.800	8	3	7	0	4	18	2.3
Moore (ATL)	5	31	5	12	.417	8	10	.800	7	3	1	0	2	18	3.6
Maloney	14	103	8	25	.320	3	5	.600	7	17	9	4	0	24	1.7
Harvey	4	32	2	5	.400	0	0	—	6	0	7	1	4	4	1.0
McCaskill	11	70	4	17	.235	3	4	.750	22	5	13	3	1	11	1.0
Williams	6	19	1	7	.143	0	0	—	2	0	4	2	0	2	0.3
Shirley	2	5	0	4	.000	0	0	—	1	0	0	0	0	0	0.0

3-pt. field goals: Atlanta 402-1141 (.352) - Robinson 90-263 (.342), Abdur-Rahim 21-60 (.350), Terry 160-431 (.371), Glover 56-158 (.354), Newble 32-84 (.381), Wilks 6-17 (.353), Henderson 0-2 (.000), Crawford 1-3 (.333), Benjamin 2-13 (.154), Davis 7-29 (.241), Dickau 22-61 (.361), Ham 0-3 (.000), Jackson 0-1 (.000), Maloney 5-15 (.333), Williams 0-1 (.000). Opponents 446-1243 (.359).

RESULTS

(#, overtime; #2, double OT; #3, three OT; #4, four OT)

Date		Opponent	W/L	Atl.	Opp.	Record
10/30		at New Jersey	L	94	105	0-1
10/31		UTAH	W	105	98	1-1
11/2		CHICAGO	W	98	92	2-1
11/5		at Denver	W	103	87	3-1
11/6		at Phoenix	L	88	93	3-2
11/8		at Utah	L	97	110	3-3
11/10		at Sacramento	L	97	105	3-4
11/12		at L.A. Lakers	W	95	83	4-4
11/16		NEW ORLEANS	W	89	82	5-4
11/18		TORONTO	W	117	92	6-4
11/20		MINNESOTA	L	93	103	6-5
11/22	(#2)	at Boston	L	98	105	6-6
11/23		BOSTON	L	99	109	6-7
11/26	(#)	SEATTLE	W	119	116	7-7
11/27		at New Orleans	L	94	106	7-8
11/29	(#)	MIAMI	W	100	94	8-8
11/30		at Orlando	L	92	117	8-9
12/3		at New Jersey	L	72	87	8-10
12/5		MILWAUKEE	W	98	80	9-10
12/7		DETROIT	W	94	92	10-10
12/11		at Detroit	L	80	91	10-11
12/12		at Minnesota	L	95	113	10-12
12/14		PHOENIX	L	88	102	10-13
12/17		WASHINGTON	L	99	109	10-14
12/20		at Houston	L	82	101	10-15
12/21		PHILADELPHIA	W	79	77	11-15
12/23		at Indiana	L	97	112	11-16
12/27		SAN ANTONIO	W	81	79	12-16
12/28		at Washington	L	76	84	12-17
12/30		at Miami	L	84	93	12-18
1/1		MIAMI	L	73	107	12-19
1/4		DETROIT	L	86	90	12-20
1/6		NEW JERSEY	L	94	101	12-21
1/8		DALLAS	L	99	117	12-22
1/10		HOUSTON	W	84	75	13-22
1/11		NEW ORLEANS	W	87	80	14-22
1/14		at Milwaukee	L	88	97	14-23
1/15		at Boston	L	66	86	14-24
1/17		at San Antonio	L	93	106	14-25
1/18		NEW YORK	L	92	95	14-26
1/20		CHICAGO	L	102	115	14-27
1/22	(#2)	PORTLAND	L	110	112	14-28
1/24		SACRAMENTO	W	115	104	15-28
1/25	(#)	at Cleveland	W	102	101	16-28
1/28		at New York	L	98	103	16-29
1/29		at Philadelphia	W	97	83	17-29
1/31		CLEVELAND	W	96	91	18-29
2/2		ORLANDO	W	97	89	19-29
2/3		at Miami	L	79	99	19-30
		ALL-STAR BREAK				
2/11		GOLDEN STATE	L	113	116	19-31
2/12		at Toronto	L	96	97	19-32
2/14	(#)	at Indiana	L	97	98	19-33
2/16		INDIANA	W	99	86	20-33
2/18		at Dallas	L	79	105	20-34
2/22		at L.A. Clippers	W	89	87	21-34
2/23		at Golden State	L	93	115	21-35
2/25		at Portland	L	86	89	21-36
2/26		at Seattle	L	76	93	21-37
2/28		at Chicago	W	110	88	22-37
3/2		at Milwaukee	L	93	120	22-38
3/4		DENVER	W	92	86	23-38
3/5		at Cleveland	W	111	105	24-38
3/8		TORONTO	L	98	107	24-39
3/10		L.A. CLIPPERS	W	95	86	25-39
3/12		MILWAUKEE	W	111	92	26-39
3/14		NEW YORK	W	107	104	27-39
3/16		at Memphis	L	92	124	27-40
3/18		at Chicago	L	78	103	27-41
3/19		at Toronto	L	86	87	27-42
3/21		at Philadelphia	W	114	105	28-42
3/22		INDIANA	W	92	89	29-42
3/25		L.A. LAKERS	L	91	108	29-43
3/26	(#)	at Detroit	L	99	102	29-44
3/29		PHILADELPHIA	L	89	110	29-45
4/3		WASHINGTON	W	91	89	30-45
4/5		MEMPHIS	W	97	91	31-45
4/8		at New York	L	95	99	31-46
4/9		NEW JERSEY	W	97	92	32-46
4/11		CLEVELAND	W	109	89	33-46
4/12		at Washington	W	101	100	34-46
4/14		ORLANDO	W	100	86	35-46
4/16		at New Orleans	L	77	92	35-47

ATLANTA
Most points: 119 vs. Seattle (11/26)
Least points: 66 at Boston (1/15)

OPPONENT
Most points: 124 (Memphis, 3/16)
Least points: 75 (Houston, 1/10)

YEARLY RESULTS: 2003 - 04

28-54 OVERALL (18-23 at home, 10-31 on the road)

SEASON STATS

	G	Min	FGM	FGA	Pct	FTM	FTA	Pct	Reb	Asst	PF	Stl	Blk	Pts	Avg
Abdur-Rahim	53	1956	383	790	.485	294	334	.880	495	127	147	44	19	1065	20.1
Wallace	1	42	8	24	.333	3	3	1.000	6	2	0	1	5	20	20.0
Jackson	80	2940	536	1261	.425	233	297	.785	370	244	216	142	20	1450	18.1
Terry	81	3018	499	1196	.417	215	260	.827	336	437	192	124	16	1359	16.8
Collier	20	545	79	165	.479	67	85	.788	111	17	71	11	11	226	11.3
Crawford	56	1207	211	471	.448	103	119	.866	175	45	131	37	20	569	10.2
Glover	55	1465	205	524	.391	110	142	.775	237	115	106	40	17	556	10.1
Ratliff	53	1648	171	373	.458	96	147	.653	381	51	189	30	166	438	8.3
Sura (TOT)	80	1663	202	485	.416	171	226	.757	326	233	158	62	14	596	7.5
Sura (ATL)	27	956	131	312	.420	123	157	.783	223	144	72	25	5	397	14.7
Mohammed	53	938	138	280	.493	69	110	.627	267	20	113	22	27	345	6.5
Person (TOT)	58	1037	126	314	.401	31	39	.795	117	66	38	19	9	338	5.8
Person (ATL)	9	132	13	39	.333	6	6	1.000	25	5	5	3	1	40	4.4
Nailon	27	300	63	138	.457	16	19	.842	63	17	48	10	7	142	5.3
Diaw	76	1919	140	313	.447	56	93	.602	342	182	191	59	37	342	4.5
Henderson	6	68	10	21	.476	4	6	.667	21	2	1	1	2	24	4.0
Vaughn	71	1271	107	277	.386	53	68	.779	116	195	126	44	2	270	3.8
Rebraca (TOT)	24	273	34	77	.442	23	30	.767	58	6	52	5	11	91	3.8
Rebraca (ATL)	3	51	12	23	.522	1	2	.500	9	2	7	0	2	25	8.3
N'diaye (TOT)	28	366	27	69	.391	44	59	.746	112	0	59	8	25	98	3.5
N'diaye (ATL)	25	359	27	68	.397	44	59	.746	111	0	58	8	24	98	3.9
Hansen	41	507	46	130	.354	22	27	.815	70	19	67	10	9	123	3.0
Przybilla (TOT)	17	347	18	50	.360	13	31	.419	111	7	53	5	17	49	2.9
Przybilla (ATL)	12	314	18	50	.360	12	29	.414	101	4	48	5	17	48	4.0
Dickau	23	143	21	49	.429	4	6	.667	16	18	22	9	0	49	2.1
Fuller	4	43	3	8	.375	2	6	.333	11	2	5	0	1	8	2.0
Davis	4	23	2	5	.400	1	1	1.000	5	0	3	0	0	5	1.3
Bradley (TOT)	16	98	7	15	.467	1	2	.500	23	1	14	3	0	15	0.9
Bradley (ATL)	11	60	6	12	.500	0	0	—	12	0	8	2	0	12	1.1

3-pt. field goals: Atlanta 419-1249 (.335) - Abdur-Rahim 5-23 (.217), Wallace 1-6 (.167), Jackson 145-427 (.340), Terry 146-421 (.347), Collier 1-4 (.250), Crawford 44-113 (.389), Glover 36-105 (.343), Sura 12-43 (.279), Person 8-19 (.421), Vaughn 3-20 (.150), Hansen 9-30 (.300), Dickau 3-10 (.300), Davis 0-2 (.000). Opponents 482-1345 (.358).

RESULTS

(#, overtime; #2, double OT; #3, three OT; #4, four OT)

Date		Opponent	W/L	Atl.	Opp.	Record
10/29	(#)	at New Orleans	L	83	88	0-1
10/31		at Chicago	L	94	100	0-2
11/1	(#)	INDIANA	L	99	103	0-3
11/3		NEW ORLEANS	W	90	80	1-3
11/5		at Golden State	L	72	99	1-4
11/8		at Portland	L	83	90	1-5
11/9		at Seattle	W	91	81	2-5
11/11		at L.A. Clippers	L	103	115	2-6
11/12		at Phoenix	W	99	94	3-6
11/15		NEW JERSEY	L	85	100	3-7
11/17		WASHINGTON	L	97	106	3-8
11/18		at Milwaukee	W	101	93	4-8
11/21		at San Antonio	L	75	114	4-9
11/22		CLEVELAND	W	92	83	5-9
11/24		DETROIT	L	89	94	5-10
11/26	(#)	TORONTO	L	97	99	5-11
11/28		MIAMI	W	95	83	6-11
11/29		at Philadelphia	L	86	98	6-12
12/2		MILWAUKEE	L	94	106	6-13
12/5		at Toronto	L	87	92	6-14
12/6		at Cleveland	L	85	95	6-15
12/9		DENVER	W	112	98	7-15
12/10		at Memphis	L	90	103	7-16
12/12		at Indiana	L	92	103	7-17
12/13		ORLANDO	L	102	105	7-18
12/16		at Miami	L	79	97	7-19
12/17		GOLDEN STATE	L	85	98	7-20
12/19		SACRAMENTO	L	86	98	7-21
12/20		at New York	L	92	103	7-22
12/23		BOSTON	W	93	88	8-22
12/26		at New Orleans	L	79	109	8-23
12/27		DETROIT	L	84	87	8-24
12/30		at Washington	W	83	73	9-24
1/2		at Minnesota	L	75	93	9-25
1/3		at Denver	W	84	76	10-25
1/6		at Sacramento	L	89	105	10-26
1/9		at L.A. Lakers	L	67	113	10-27
1/10		at Utah	L	71	92	10-28
1/13		SAN ANTONIO	W	86	77	11-28
1/14		at Indiana	L	78	85	11-29
1/17		TORONTO	W	75	70	12-29
1/19		INDIANA	L	97	100	12-30
1/21		CHICAGO	W	97	87	13-30
1/23		NEW YORK	L	94	96	13-31
1/25		at Detroit	W	91	82	14-31
1/27		PHOENIX	L	85	89	14-32
1/29		PORTLAND	L	85	93	14-33
1/31		MILWAUKEE	W	93	83	15-33
2/2		L.A. CLIPPERS	L	95	101	15-34
2/4		MINNESOTA	W	97	89	16-34
2/6		at Boston	W	100	96	17-34
2/7		HOUSTON	L	77	86	17-35
2/9		DALLAS	W	102	96	18-35
		ALL-STAR BREAK				
2/18		at New Jersey	I	92	98	18-36
2/20		at Miami	L	92	125	18-37
2/22	(#3)	at Houston	L	121	123	18-38
2/24		PHILADELPHIA	W	86	75	19-38
2/27		at Detroit	L	83	105	19-39
2/28		vs. ORLANDO	L	99	104	19-40
3/2		L.A. LAKERS	W	94	93	20-40
3/3		at Cleveland	L	80	112	20-41
3/5		at Orlando	L	96	101	20-42
3/8		CLEVELAND	L	102	108	20-43
3/10		at Milwaukee	L	80	94	20-44
3/12		WASHINGTON	W	138	124	21-44
3/14		at Toronto	L	84	101	21-45
3/16		SEATTLE	L	110	118	21-46
3/17		at Dallas	W	111	110	22-46
3/19		at Washington	L	84	94	22-47
3/20		UTAH	L	81	87	22-48
3/22		at New York	L	84	96	22-49
3/25		NEW ORLEANS	W	84	76	23-49
3/27		CHICAGO	W	97	88	24-49
3/29	(#2)	MEMPHIS	L	133	136	24-50
3/31		MIAMI	L	97	100	24-51
4/2		at Orlando	W	95	87	25-51
4/4		at New Jersey	L	89	106	25-52
4/6	(#)	PHILADELPHIA	L	100	103	25-53
4/9		at Chicago	W	116	101	26-53
4/10		BOSTON	W	110	99	27-53
4/12		NEW JERSEY	W	129	107	28-53
4/14		at Boston	L	132	137	28-54

ATLANTA
Most points: 138 vs. Washington (3/12)
Least points: 67 at L.A. Lakers (1/9)

OPPONENT
Most points: 137 (Boston, 4/14)
Least points: 70 (Toronto, 1/17)

YEARLY RESULTS: 2004 - 05

13-69 OVERALL (9-32 at home, 4-37 on the road)

SEASON STATS

	G	Min	FGM	FGA	Pct	FTM	FTA	Pct	Reb	Asst	PF	Stl	Blk	Pts	Avg
Walker	53	2128	420	1013	.415	157	294	.534	497	194	147	64	32	1082	20.4
Harrington	66	2550	453	986	.459	236	351	.672	461	208	249	85	16	1158	17.5
Delk	56	1340	246	591	.416	103	136	.757	130	104	123	47	3	667	11.9
Lue (TOT)	70	2007	295	654	.451	142	165	.861	149	322	168	33	0	787	11.2
Lue (ATL)	49	1528	247	532	.464	128	147	.871	109	264	120	25	0	662	13.5
Childress	80	2376	302	642	.470	190	231	.823	482	151	184	74	35	807	10.1
J. Smith	74	2050	274	602	.455	163	237	.688	457	127	157	59	144	715	9.7
Drobnjak	71	1435	238	543	.438	96	120	.800	238	49	138	42	24	597	8.4
Collier	70	942	174	376	.463	48	71	.676	184	18	147	15	13	402	5.7
Ekezie	42	732	79	182	.434	72	93	.774	179	11	129	22	12	230	5.5
Barry	16	275	31	77	.403	10	13	.769	21	28	28	14	2	83	5.2
Gugliotta (TOT)	47	966	99	241	.411	33	43	.767	191	68	104	41	17	239	5.1
Gugliotta (ATL)	27	748	88	204	.431	29	37	.784	148	56	81	32	13	213	7.9
Anderson	39	717	81	190	.426	27	37	.730	83	98	81	33	0	195	5.0
Diaw	66	1201	124	294	.422	57	77	.740	170	149	0	37	18	314	4.8
Ivey	62	809	85	198	.429	47	67	.701	84	103	140	39	7	220	3.5
D. Smith	38	433	44	113	.389	33	48	.688	52	39	50	23	5	127	3.3
Willis	29	344	35	90	.389	17	23	.739	76	9	53	8	7	87	3.0
Thomas (TOT)	11	117	12	20	.600	2	6	.333	37	4	13	4	4	26	2.4
Thomas (ATL)	2	5	1	2	.500	0	0	—	2	0	1	0	0	2	1.0
Stewart (TOT)	12	145	11	21	.524	3	7	.429	40	5	32	6	5	25	2.1
Stewart (ATL)	12	145	11	21	.524	3	7	.429	40	5	32	6	5	25	2.1
Miller	2	9	2	3	.667	0	0	—	1	1	2	1	0	4	2.0
McCoy	10	88	7	13	.538	1	5	.200	21	0	24	3	8	15	1.5

3-pt. field goals: Atlanta 304-973 (.312) - Walker 85-268 (.317), Delk 72-202 (.356), Lue 40-110 (.364), Drobnjak 25-71 (.352), Harrington 16-74 (.216), Childress 13-56 (.232), Barry 11-32 (.344), Diaw 9-50 (.180), Gugliotta 8-26 (.308), Anderson 6-13 (.462), Collier 6-14 (.429), D. Smith 6-22 (.273), J. Smith 4-23 (.174), Ivey 3-9 (.333), Willis 0-2 (.000), Ekezie 0-1 (.000). Opponents 467-1232 (.379).

RESULTS

(#, overtime; #2, double OT; #3, three OT; #4, four OT)

Date		Opponent	W/L	Atl.	Opp.	Record
11/3		at Phoenix	L	82	112	0-1
11/5		at Seattle	L	85	106	0-2
11/7		at LA Lakers	L	90	106	0-3
11/9		CLEVELAND	L	79	93	0-4
11/12		at New Orleans	W	96	95	1-4
11/13		SAN ANTONIO	L	88	103	1-5
11/16		HOUSTON	W	88	84	2-5
11/17		at Indiana	L	86	93	2-6
11/20		UTAH	L	79	92	2-7
11/23		at New York	L	88	104	2-8
11/24		MIAMI	L	93	99	2-9
11/26		ORLANDO	L	99	117	2-10
11/27		at Charlotte	L	92	107	2-11
11/30	(#)	NEW YORK	L	109	110	2-12
12/3		WASHINGTON	L	90	114	2-13
12/4		at New Jersey	L	88	109	2-14
12/6		PHILADELPHIA	W	96	92	3-14
12/8		MEMPHIS	L	89	97	3-15
12/10		at Detroit	W	88	72	4-15
12/11		NEW JERSEY	L	90	95	4-16
12/14	(#)	INDIANA	L	97	108	4-17
12/15		at Houston	L	69	92	4-18
12/17		PORTLAND	L	84	100	4-19
12/18		at Dallas	L	68	90	4-20
12/22		DALLAS	W	113	100	5-20
12/27		at Miami	L	102	116	5-21
12/28		CLEVELAND	L	102	111	5-22
12/30		SEATTLE	L	79	94	5-23
1/2		at Washington	L	101	104	5-24
1/5		at Cleveland	L	85	101	5-25
1/7		SACRAMENTO	L	97	100	5-26
1/11		MILWAUKEE	W	103	80	6-26
1/14		at Boston	L	94	106	6-27
1/15		CHARLOTTE	W	103	95	7-27
1/17		NEW JERSEY	L	84	85	7-28
1/19		at Miami	L	92	111	7-29
1/21		at Chicago	L	85	95	7-30
1/22		BOSTON	W	100	96	8-30
1/24		CHICAGO	L	82	107	8-31
1/26		at Minnesota	L	87	104	8-32
1/28		MIAMI	L	96	106	8-33
1/29		at Memphis	L	83	84	8-34
1/31		ORLANDO	W	80	79	9-34
2/2		at Detroit	L	84	99	9-35
2/4		at Philadelphia	L	85	103	9-36
2/5		INDIANA	L	79	84	9-37
2/7		LA LAKERS	W	114	108	10-37
2/10		at Orlando	L	96	101	10-38
2/12		at Milwaukee	L	83	113	10-39
2/15		DENVER	L	96	100	10-40
2/16		at Cleveland	L	89	111	10-41
		ALL-STAR BREAK				
2/22		at Sacramento	L	104	114	10-42
2/23		at Golden State	L	96	101	10-43
2/25		at Portland	L	101	102	10-44
2/27		at LA Clippers	L	104	111	10-45
3/1		at Denver	L	74	97	10-46
3/2		at Utah	L	74	96	10-47
3/5		PHILADELPHIA	L	97	98	10-48
3/8		at Milwaukee	L	101	105	10-49
3/9		at Boston	L	91	95	10-50
3/11	(#)	at Toronto	W	116	112	11-50
3/12		GOLDEN STATE	L	92	105	11-51
3/14	(#)	DETROIT	L	108	114	11-52
3/16		WASHINGTON	L	93	122	11-53
3/18		NEW YORK	L	92	106	11-54
3/21		at Chicago	L	91	105	11-55
3/22		PHOENIX	L	94	105	11-56
3/25		at San Antonio	L	95	111	11-57
3/26		TORONTO	L	104	109	11-58
3/28		at Orlando	L	102	109	11-59
3/30		at Washington	L	99	102	11-60
4/1		BOSTON	L	100	116	11-61
4/3		LA CLIPPERS	L	91	111	11-62
4/5		NEW ORLEANS	L	86	96	11-63
4/8	(#)	at Toronto	L	101	109	11-64
4/9		MINNESOTA	W	105	98	12-64
4/11	(#)	CHARLOTTE	L	105	110	12-65
4/13		at Charlotte	L	84	105	12-66
4/16		CHICAGO	L	105	114	12-67
4/17	(#)	at New York	W	139	135	13-67
4/19		DETROIT	L	68	95	13-68
4/20		at Philadelphia	L	86	110	13-69

ATLANTA	OPPONENT
Most points: 139 at New York (4/17)	Most points: 135 (New York, 4/17)
Least points: 68 (two times)	Least points: 72 (Detroit, 12/10)

YEARLY RESULTS: 2005 - 06

26-56 OVERALL (18-23 at home, 8-33 on the road)

SEASON STATS

	G	Min	FGM	FGA	Pct	FTM	FTA	Pct	Reb	Asst	PF	Stl	Blk	Pts	Avg
Johnson	82	3340	632	1395	.453	261	330	.791	335	536	187	103	31	1653	20.2
Harrington	76	2782	551	1220	.452	243	350	.694	523	238	301	85	14	1411	18.6
Pachulia	78	2452	307	681	.451	297	404	.735	613	129	286	89	39	911	11.7
J. Smith	80	2559	329	774	.425	210	292	.719	531	191	260	64	208	902	11.3
Lue	51	1234	192	418	.459	118	138	.855	82	157	113	26	3	560	11.0
Childress	74	2249	278	504	.552	154	201	.766	387	131	184	86	39	742	10.0
Stoudamire	61	1236	204	492	.415	99	110	.900	116	75	118	27	3	589	9.7
Williams	79	1952	235	531	.443	189	253	.747	383	63	227	48	24	672	8.5
Grundy	12	108	19	38	.500	9	14	.643	17	9	14	7	0	52	4.3
Ivey	73	978	116	264	.439	24	33	.727	96	74	147	24	7	260	3.6
Delk	1	7	0	1	.000	2	2	1.000	2	0	0	0	0	2	2.0
Batista	57	495	34	80	.425	33	53	.623	144	7	111	15	11	101	1.8
Edwards	40	296	31	64	.484	8	11	.727	48	5	76	3	15	70	1.8
D. Smith	23	127	15	27	.556	6	12	.500	14	9	20	8	0	38	1.7
Thomas	11	66	3	7	.429	3	4	.750	10	1	10	2	0	9	0.8

3-pt. field goals: Atlanta 424-1154 (.367) - Johnson 128-360 (.356), Stoudamire 82-216 (.380), Harrington 66-191 (.346), Lue 58-127 (.457), J. Smith 34-110 (.309), Childress 32-65 (.492), Williams 13-53 (.245), Grundy 5-15 (.333), Ivey 4-10 (.400), D. Smith 2-4 (.500), Pachulia 0-2 (.000), Batista 0-1 (.000). Opponents 444-1205 (.368).

RESULTS

(#, overtime; #2, double OT; #3, three OT; #4, four OT)

Date		Opponent	W/L	Atl.	Opp.	Record
11/2		at Golden State	L	97	122	0-1
11/4		at LA Clippers	L	77	92	0-2
11/5		at Portland	L	93	94	0-3
11/8		LA LAKERS	L	97	103	0-4
11/10		LA CLIPPERS	L	95	102	0-5
11/12		MEMPHIS	L	84	85	0-6
11/15		at San Antonio	L	79	103	0-7
11/17		at Dallas	L	78	87	0-8
11/18		at NOK	L	92	95	0-9
11/23		BOSTON	W	120	117	1-9
11/25		at Indiana	W	87	85	2-9
11/27		PORTLAND	L	75	77	2-10
11/29		at Houston	L	85	100	2-11
11/30		MIAMI	L	74	96	2-12
12/2		TORONTO	L	101	102	2-13
12/4		at Phoenix	L	94	112	2-14
12/6		at Denver	L	116	125	2-15
12/7		at Utah	L	83	95	2-16
12/10		SAN ANTONIO	W	94	84	3-16
12/13		at Cleveland	W	100	94	4-16
12/14		at Philadelphia	L	101	106	4-17
12/16		NEW YORK	W	122	111	5-17
12/18	(#)	DENVER	W	110	107	6-17
12/20		at Miami	L	92	111	6-18
12/23		PHILADELPHIA	W	111	108	7-18
12/27		CHARLOTTE	L	90	93	7-19
12/28		at Toronto	L	102	108	7-20
12/30		at New Jersey	L	91	99	7-21
1/3		TORONTO	L	97	108	7-22
1/6		at Boston	W	103	98	8-22
1/7		NOK	W	101	93	9-22
1/10		BOSTON	L	94	98	9-23
1/11		at Washington	L	72	103	9-24
1/13		at New York	L	94	105	9-25
1/14	(#)	WASHINGTON	L	106	114	9-26
1/16		HOUSTON	W	94	83	10-26
1/18		DETROIT	L	89	117	10-27
1/20		MILWAUKEE	L	102	118	10-28
1/23		INDIANA	W	104	94	11-28
1/25		CLEVELAND	L	97	106	11-29
1/27		PHOENIX	L	106	119	11-30
1/28		at Chicago	L	99	111	11-31
1/30		NEW YORK	W	120	101	12-31
2/1		at Charlotte	W	102	92	13-31
2/3		ORLANDO	W	96	94	14-31
2/4		at Washington	L	85	98	14-32
2/7		DETROIT	W	99	98	15-32
2/10		at Seattle	L	91	99	15-33
2/12		at Sacramento	L	84	109	15-34
2/15		at LA Lakers	W	114	110	16-34
		ALL-STAR BREAK				
2/21		at Detroit	L	87	97	16-35
2/22		SEATTLE	L	109	114	16-36
2/24	(#)	at Indiana	W	117	112	17-36
2/25		MILWAUKEE	L	89	99	17-37
2/27	(#)	NEW JERSEY	W	104	102	18-37
3/1	(#)	at Toronto	W	113	111	19-37
3/3		SACRAMENTO	L	93	102	19-38
3/4		at Miami	L	93	95	19-39
3/7		GOLDEN STATE	W	113	106	20-39
3/11		CHICAGO	L	90	95	20-40
3/13		at Milwaukee	L	87	88	20-41
3/15	(#2)	at New York	L	117	121	20-42
3/17		UTAH	L	101	111	20-43
3/19	(#)	ORLANDO	W	108	107	21-43
3/20		at Detroit	L	84	91	21-44
3/22		at Philadelphia	L	106	115	21-45
3/25		DALLAS	L	83	98	21-46
3/26		at Orlando	L	101	108	21-47
3/28		at Charlotte	L	117	125	21-48
3/29		INDIANA	W	94	93	22-48
3/31		NEW JERSEY	L	88	91	22-49
4/2		at Memphis	L	87	98	22-50
4/4		at New Jersey	L	94	96	22-51
4/5		MINNESOTA	W	101	99	23-51
4/7		WASHINGTON	W	114	101	24-51
4/9		at Minnesota	L	83	84	24-52
4/10		at Orlando	L	88	105	24-53
4/12		CHICAGO	L	90	96	24-54
4/14		CHARLOTTE	L	110	116	24-55
4/15		at Milwaukee	W	120	114	25-55
4/18		MIAMI	W	103	100	26-55
4/19		at Cleveland	L	99	100	26-56

ATLANTA	OPPONENT
Most points: 122 vs. New York (12/16)	Most points: 125 (two times)
Least points: 72 at Washington (1/11)	Least points: 77 (Portland, 11/27)

YEARLY RESULTS: 2006 - 07

30-52 OVERALL (18-23 at home, 12-29 on the road)

SEASON STATS

	G	Min	FGM	FGA	Pct	FTM	FTA	Pct	Reb	Asst	PF	Stl	Blk	Pts	Avg
J. Johnson	57	2359	536	1139	.471	235	314	.748	239	249	115	60	11	1426	25.0
Smith	72	2647	436	993	.439	268	387	.693	621	236	241	101	207	1178	16.4
M. Williams	64	2179	306	706	.433	216	265	.815	337	121	191	52	30	839	13.1
Childress	55	2024	261	518	.504	167	210	.795	340	127	118	58	36	715	13.0
Pachulia	72	2026	291	614	.474	293	373	.786	500	106	267	77	36	875	12.2
Lue	56	1488	218	524	.416	144	163	.883	104	201	101	24	0	636	11.4
Stoudamire	61	1034	177	425	.416	61	68	.897	74	61	88	21	2	471	7.7
S. Williams	81	1514	166	365	.455	110	144	.764	435	44	199	52	39	444	5.5
A. Johnson (TOT)	67	1300	142	343	.414	46	61	.754	101	201	119	33	3	355	5.3
A. Johnson (ATL)	27	739	82	197	.416	25	32	.781	53	123	51	17	2	203	7.5
Claxton	42	1054	91	278	.327	33	60	.550	81	185	131	72	4	221	5.3
Jones	58	666	65	128	.508	59	75	.787	136	11	124	11	42	189	3.3
Medvedenko	14	81	12	29	.414	17	20	.850	14	2	16	0	2	42	3.0
Ivey	53	539	64	143	.448	24	35	.686	51	45	62	24	4	157	3.0
Thompson	6	50	6	15	.400	5	6	.833	8	2	2	0	0	17	2.8
Wright	67	1035	82	183	.448	9	32	.281	216	40	204	28	28	173	2.6
Freije	19	147	16	54	.296	5	6	.833	24	7	13	3	1	40	2.1
Richardson	5	19	3	6	.500	0	0	—	2	0	2	1	0	8	1.6
Batista	13	81	8	16	.500	4	7	.571	30	4	13	3	0	20	1.5
Bozeman	23	199	11	39	.282	2	6	.333	23	9	32	5	2	26	1.1

3-pt. field goals: Atlanta 341-1038 (.329) - J. Johnson 119-312 (.381), Stoudamire 56-155 (.361), Lue 56-161 (.348), Smith 38-152 (.250), Childress 26-77 (.338), A. Johnson 14-44 (.318), M. Williams 11-45 (.244), Claxton 6-28 (.214), Ivey 5-16 (.313), Freije 3-22 (.136), Richardson 2-3 (.667), S. Williams 2-4 (.500), Bozeman 2-13 (.154), Medvedenko 1-2 (.500). Opponents 465-1236 (.376).

RESULTS

(#, overtime; #2, double OT; #3, three OT; #4, four OT)

Date		Opponent	W/L	Atl.	Opp.	Record
11/1		at Philadelphia	L	75	88	0-1
11/3		NEW YORK	W	102	92	1-1
11/5		ORLANDO	W	95	82	2-1
11/7	(#)	at Cleveland	W	104	95	3-1
11/10		at Toronto	W	111	102	4-1
11/11	(#)	SEATTLE	L	112	113	4-2
11/14		MILWAUKEE	L	101	103	4-3
11/18	(#)	MIAMI	L	88	93	4-4
11/22		at Detroit	L	98	103	4-5
11/24		TORONTO	W	97	93	5-5
11/25		at Orlando	L	79	98	5-6
11/28		at Washington	L	95	96	5-7
11/29		CHARLOTTE	W	99	90	6-7
12/1		CLEVELAND	L	95	106	6-8
12/3		at Portland	W	107	96	7-8
12/5		at Seattle	L	87	102	7-9
12/6		at Denver	W	98	96	8-9
12/8		at LA Lakers	L	95	106	8-10
12/10		at Sacramento	L	92	117	8-11
12/12		DENVER	L	87	100	8-12
12/13		at New York	L	82	94	8-13
12/15		at Memphis	W	97	88	9-13
12/16	(#)	CHICAGO	L	104	106	9-14
12/20		UTAH	L	106	112	9-15
12/22		INDIANA	L	90	100	9-16
12/23		at Detroit	L	81	108	9-17
12/27		CLEVELAND	L	76	89	9-18
12/29		at Houston	L	68	94	9-19
12/31		at San Antonio	L	81	95	9-20
1/5		at Toronto	L	92	105	9-21
1/6		LA CLIPPERS	W	86	74	10-21
1/9		at Indiana	L	72	91	10-22
1/10		NOK	L	77	96	10-23
1/12		DETROIT	W	99	93	11-23
1/15		BOSTON	W	100	96	12-23
1/17		at Minnesota	W	105	88	13-23
1/19		CHARLOTTE	L	75	96	13-24
1/20		at Charlotte	L	85	104	13-25
1/23		at Chicago	L	86	94	13-26
1/24		at Boston	W	82	76	14-26
1/26		at Orlando	W	93	90	15-26
1/27		PHILADELPHIA	L	89	104	15-27
1/29		ORLANDO	W	93	83	16-27
1/31		GOLDEN STATE	W	115	94	17-27
2/2		TORONTO	L	91	103	17-28
2/4	(#)	at New Jersey	W	101	99	18-28
2/5		LA LAKERS	L	83	90	18-29
2/7		NEW JERSEY	L	85	87	18-30
2/9		at Phoenix	W	120	111	19-30
2/11		at Golden State	W	106	105	20-30
2/12		at Utah	L	76	102	20-31
2/14		at LA Clippers	W	96	93	21-31
		ALL-STAR BREAK				
2/20		at Chicago	L	81	106	21-32
2/21		SAN ANTONIO	L	96	103	21-33
2/23		HOUSTON	W	105	99	22-33
2/25		PHOENIX	L	106	115	22-34
2/26		at Dallas	L	87	110	22-35
2/28		at NOK	L	100	107	22-36
3/2		at Washington	L	92	93	22-37
3/3	(#)	NEW YORK	L	100	104	22-38
3/5		at Miami	L	81	88	22-39
3/7		WASHINGTON	W	100	97	23-39
3/9		MEMPHIS	W	106	105	24-39
3/10		MINNESOTA	W	99	93	25-39
3/13		PHILADELPHIA	W	104	92	26-39
3/14		at Boston	L	88	109	26-40
3/17		at Indiana	L	90	113	26-41
3/19		SACRAMENTO	W	99	76	27-41
3/21		MIAMI	L	83	91	27-42
3/23	(#)	PORTLAND	L	100	102	27-43
3/25		DALLAS	L	97	104	27-44
3/26		at Miami	L	89	106	27-45
3/28		at Charlotte	L	87	101	27-46
4/1		CHICAGO	L	97	105	27-47
4/4		at New Jersey	L	86	101	27-48
4/6		MILWAUKEE	W	115	102	28-48
4/8	(#)	at Philadelphia	L	104	109	28-49
4/10		BOSTON	W	104	96	29-49
4/13		WASHINGTON	L	85	98	29-50
4/14		at Cleveland	L	76	110	29-51
4/16		at Milwaukee	L	96	102	29-52
4/17		INDIANA	W	118	102	30-52

ATLANTA	OPPONENT
Most points: 120 at Phoenix (2/9)	Most points: 117 (Sacramento, 12/10)
Least points: 68 at Houston (12/29)	Least points: 74 (LA Clippers, 1/6)

YEARLY RESULTS: 2007 - 08

37-45 OVERALL (25-16 at home,12-29 on the road)

SEASON STATS

	G	Min	FGM	FGA	Pct	FTM	FTA	Pct	Reb	Asst	PF	Stl	Blk	Pts	Avg
J. Johnson	82	3343	647	1497	.432	316	379	.834	367	474	168	84	18	1779	21.7
Smith	81	2873	518	1133	.457	333	469	.822	667	272	269	123	227	1394	17.2
M. Williams	80	2765	424	918	.462	336	409	.822	457	137	225	81	33	1185	14.8
Bibby (TOT)	48	1573	248	603	.411	78	100	.780	160	290	97	54	4	667	13.9
Bibby (ATL)	33	1100	170	411	.414	55	69	.797	104	215	63	35	2	464	14.1
Childress	76	2274	327	573	.571	222	275	.807	373	117	129	71	43	898	11.8
Horford	81	2540	333	668	.499	155	212	.731	785	124	267	60	76	821	10.1
Lue	33	564	86	196	.439	24	28	.857	41	59	38	11	0	226	6.8
A. Johnson	42	1121	115	267	431	26	32	.813	98	202	86	42	8	283	6.7
Stoudamire	35	402	65	180	.361	41	50	.820	24	28	34	7	5	200	5.7
Pachulia	62	944	107	245	.437	108	153	.706	248	36	140	24	13	322	5.2
Law	56	865	95	237	.401	38	48	.792	57	113	73	29	0	235	4.2
S. Williams	36	414	37	100	.370	35	51	.686	107	11	60	13	11	109	3.0
Richardson (TOT)	27	132	16	44	.364	2	2	1.000	9	2	13	3	0	41	1.5
Richardson (ATL)	19	88	13	31	.419	0	0	---	7	0	6	2	0	31	1.6
Jones	35	145	12	30	.400	11	20	.550	42	0	28	3	5	35	1.0
Wright	13	148	5	17	.294	3	6	.500	37	3	26	3	3	13	1.0
West	64	269	21	49	.429	17	26	.654	48	13	61	12	4	59	0.9

3-pt. field goals: Atlanta 384-1078 (.356) - J. Johnson 169-444 (.381), Bibby 69-187 (.369), Lue 30-69 (.435), Stoudamire 29-85 (.341), A. Johnson 27-63 (.429), Smith 25-99 (.253), Childress 22-60 (.367), Law 7-34 (.206), Richardson 5-12 (.417), M. Williams 1-10 (.100). Opponents 512-1413 (.362).

RESULTS

(#, overtime; #2, double OT; #3, three OT; #4, four OT) (1) game completed on 3/8

Date		Opponent	W/L	Atl.	Opp.	Record
11/2		DALLAS	W	101	94	1-0
11/4		at Detroit	L	91	92	1-1
11/6		at New Jersey	L	82	87	1-2
11/7		PHOENIX	W	105	96	2-2
11/9		at Boston	L	83	106	2-3
11/11		WASHINGTON	L	90	101	2-4
11/14		CHARLOTTE	W	117	109	3-4
11/16	(#2)	SEATTLE	L	123	126	3-5
11/17		at Milwaukee	L	96	105	3-6
11/20		SAN ANTONIO	L	83	95	3-7
11/21		at Miami	W	82	79	4-7
11/24		at Minnesota	W	94	87	5-7
11/27		at Chicago	L	78	90	5-8
11/28		MILWAUKEE	W	96	80	6-8
11/30		NEW ORLEANS	L	86	92	6-9
12/3		at Philadelphia	W	88	79	7-9
12/4		DETROIT	L	95	106	7-10
12/6		MINNESOTA	W	90	89	8-10
12/8		MEMPHIS	W	86	78	9-10
12/10		at Orlando	W	98	87	10-10
12/11		TORONTO	L	88	100	10-11
12/14		at Detroit	L	81	91	10-12
12/15		CHARLOTTE	W	93	84	11-12
12/17		UTAH	W	116	111	12-12
12/19	(1) (#)	MIAMI	W	114	111	13-12
12/21		at Washington	W	97	92	14-12
12/26		INDIANA	W	107	95	15-12
12/29		at Dallas	L	84	97	15-13
1/2		at Cleveland	L	94	98	15-14
1/4		at Indiana	L	91	113	15-15
1/5		NEW JERSEY	L	107	113	15-16
1/9		CLEVELAND	W	90	81	16-16
1/11	(#)	WASHINGTON	L	98	102	16-17
1/13		CHICAGO	W	105	84	17-17
1/15		DENVER	W	104	93	18-17
1/16		at Milwaukee	L	80	87	18-18
1/18		at Toronto	L	78	89	18-19
1/21	(#)	PORTLAND	L	109	111	18-20
1/23		at Denver	L	100	107	18-21
1/25		at Seattle	W	99	90	19-21
1/27		at Portland	L	93	94	19-22
1/29		at Phoenix	L	92	125	19-23
1/30		at LA Clippers	L	88	95	19-24
2/2		NEW JERSEY	W	104	92	20-24
2/4		PHILADELPHIA	W	96	91	21-24
2/6		LA LAKERS	W	98	95	22-24
2/8		CLEVELAND	L	95	100	22-25
2/9		at Houston	L	89	108	22-26
2/12		DETROIT	L	90	94	22-27
2/13	(#)	at Charlotte	L	98	100	22-28
		ALL-STAR BREAK				
2/19		at LA Lakers	L	93	122	22-29
2/20		at Sacramento	L	107	119	22-30
2/22		at Golden State	W	117	110	23-30
2/23		at Utah	L	94	100	23-31
2/25		at San Antonio	L	74	89	23-32
2/27		SACRAMENTO	W	123	117	24-32
2/29		NEW YORK	W	99	93	25-32
3/2		at Boston	L	88	98	25-33
3/4		GOLDEN STATE	L	118	135	25-34
3/5		at New Orleans	L	101	116	25-35
3/7		at Charlotte	L	93	108	25-36
3/8		MIAMI	W	97	94	26-36
3/10		at Orlando	L	112	123	26-37
3/12		HOUSTON	L	75	83	26-38
3/14		LA CLIPPERS	W	117	93	27-38
3/16		at New York	W	109	98	28-38
3/17		at Washington	W	105	96	29-38
3/19		at New Jersey	L	117	125	29-39
3/22		ORLANDO	W	98	90	30-39
3/25		at Chicago	L	94	103	30-40
3/26		MILWAUKEE	W	115	96	31-40
3/28		CHICAGO	W	106	103	32-40
3/30		NEW YORK	W	114	109	33-40
3/31		at Memphis	W	116	99	34-40
4/2	(#)	TORONTO	W	127	120	35-40
4/4		PHILADELPHIA	L	104	109	35-41
4/5		at Philadelphia	W	92	87	36-41
4/8		at Indiana	L	98	112	36-42
4/11		at New York	W	116	104	37-42
4/12		BOSTON	L	89	99	37-43
4/15		ORLANDO	L	105	121	37-44
4/16		at Miami	L	99	113	37-45

ATLANTA	OPPONENT
Most points: 127 vs. Toronto (4/2)	Most points: 135 (Golden State, 3/4)
Least points: 74 at San Antonio (2/25)	Least points: 78 (Memphis, 12/8)

YEARLY RESULTS: 2008 - 09

47-35 OVERALL (31-10 at home, 16-25 on the road)

SEASON STATS

	G	Min	FGM	FGA	Pct	FTM	FTA	Pct	Reb	Asst	PF	Stl	Blk	Pts	Avg
Johnson	79	3124	620	1420	.437	299	362	.826	346	455	176	0	19	1688	21.4
Smith	69	2421	418	849	.492	211	359	.588	498	169	184	94	111	1073	15.6
Bibby	79	2740	437	1005	.435	135	171	.789	278	392	145	98	11	1176	14.9
Williams	61	2093	285	622	.458	220	273	.806	382	81	127	57	39	845	13.9
Murray	80	1975	355	795	.447	177	233	.760	168	158	173	88	17	974	12.2
Horford	67	2242	312	594	.525	149	205	.727	624	163	190	53	95	773	11.5
Evans	80	1840	208	482	.432	60	73	.822	243	54	163	50	1	574	7.2
Pachulia	77	1473	159	320	.497	163	230	.709	436	57	208	35	26	481	6.2
Jones	63	675	67	111	.604	53	74	.716	142	15	125	7	34	188	3.0
Law	55	560	52	139	.374	49	60	.817	58	86	43	11	3	162	2.9
Claxton	2	15	2	7	.286	1	2	.500	0	3	1	0	0	5	2.5
Gardner	16	98	9	36	.250	2	4	.500	7	2	4	4	1	24	1.5
Hunter	16	92	11	20	.550	0	5	.000	24	1	11	2	5	22	1.4
West	53	269	14	34	.412	14	30	.467	56	19	35	18	4	43	0.8
Morris	23	89	7	17	.412	4	4	1.000	20	2	25	2	1	18	0.8

3-pt. field goals: Atlanta 597-1633 (.366) - Bibby 167-428 (.390), Johnson 149-414 (.360), Evans 98-248 (.395), Murray 87-242 (.360), Williams 55-155 (.355), Smith 26-87 (.299), Law 9-29 (.310), Gardner 4-23 (.174), West 1-1 (1.000), Claxton 1-2 (.500). Opponents 528-1496 (.353).

RESULTS

(#, overtime; #2, double OT; #3, three OT; #4, four OT)

Date		Opponent	W/L	Atl.	Opp.	Record
10/29		at Orlando	W	99	85	1-0
11/1		PHILADELPHIA	W	95	88	2-0
11/5		at New Orleans	W	87	79	3-0
11/7		TORONTO	W	110	92	4-0
11/9		at Okla. City	W	89	85	5-0
11/11		at Chicago	W	113	108	6-0
11/12		at Boston	L	102	103	6-1
11/14		at New Jersey	L	108	115	6-2
11/15		NEW JERSEY	L	107	119	6-3
11/18		at Indiana	L	96	113	6-4
11/19		WASHINGTON	W	91	87	7-4
11/21		CHARLOTTE	W	88	83	8-4
11/22		at Cleveland	L	96	110	8-5
11/26		MILWAUKEE	W	102	96	9-5
11/28		at Toronto	L	88	93	9-6
11/29		at Washington	W	102	98	10-6
12/3		MEMPHIS	W	105	95	11-6
12/5		NEW YORK	W	98	95	12-6
12/6		at Dallas	L	98	100	12-7
12/9		at Houston	L	84	92	12-8
12/10		at San Antonio	L	89	95	12-9
12/12		at Miami	W	87	73	13-9
12/13		CLEVELAND	W	97	92	14-9
12/15		CHARLOTTE	W	83	79	15-9
12/17		BOSTON	L	85	88	15-10
12/19		GOLDEN ST.	W	115	99	16-10
12/21		DETROIT	W	85	78	17-10
12/23		OKLA. CITY	W	99	88	18-10
12/27		CHICAGO	W	129	117	19-10
12/29		DENVER	W	109	91	20-10
12/30		at Indiana	W	110	104	21-10
1/2	(#)	at New Jersey	L	91	93	21-11
1/3		HOUSTON	W	103	100	22-11
1/7		ORLANDO	L	102	106	22-12
1/9		at Orlando	L	87	121	22-13
1/11		PHILADELPHIA	L	94	109	22-14
1/13		at Phoenix	L	102	107	22-15
1/14		at LA Clippers	W	97	80	23-15
1/16		at Golden St.	L	114	119	23-16
1/19		TORONTO	W	87	84	24-16
1/20		at Chicago	W	105	102	25-16
1/23		MILWAUKEE	W	117	87	26-16
1/25		PHOENIX	L	99	104	26-17
1/26		at Miami	L	79	95	26-18
1/28		at New York	L	104	112	26-19
1/30		NEW JERSEY	W	105	88	27-19
1/31		at Milwaukee	L	107	110	27-20
2/4		at Minnesota	W	94	86	28-20
2/6		at Charlotte	W	102	97	29-20
2/7		LA CLIPPERS	L	97	121	29-21
2/10		WASHINGTON	W	111	90	30-21
2/11		at Detroit	W	99	95	31-21
		ALL-STAR BREAK				
2/17		at LA Lakers	L	83	96	31-22
2/18		at Sacramento	W	105	100	32-22
2/20		at Portland	L	98	108	32-23
2/23		at Utah	L	89	108	32-24
2/25		at Denver	L	109	110	32-25
2/27		MIAMI	W	91	83	33-25
3/1		CLEVELAND	L	87	88	33-26
3/2		at Washington	W	98	89	34-26
3/4		at New York	L	105	109	34-27
3/6		at Charlotte	L	91	98	34-28
3/7		DETROIT	W	87	83	35-28
3/9		NEW ORLEANS	W	89	79	36-28
3/11		UTAH	W	100	93	37-28
3/13		INDIANA	W	101	87	38-28
3/15		PORTLAND	W	98	80	39-28
3/17		SACRAMENTO	W	119	97	40-28
3/19		DALLAS	W	95	87	41-28
3/21		at Cleveland	L	96	102	41-29
3/23		MINNESOTA	W	109	97	42-29
3/25		SAN ANTONIO	L	92	102	42-30
3/27		BOSTON	L	93	99	42-31
3/29		LA LAKERS	W	86	76	43-31
3/31		at Philadelphia	L	85	98	43-32
4/3		at Boston	L	92	104	43-33
4/4		ORLANDO	L	82	88	43-34
4/7		at Toronto	W	118	110	44-34
4/8		at Milwaukee	W	113	105	45-34
4/10		INDIANA	W	122	118	46-34
4/14		MIAMI	W	81	79	47-34
4/15		at Memphis	L	90	98	47-35

ATLANTA	OPPONENT
Most points: 129 at Chicago (12/27)	Most points: 121 (LA Clippers, 2/7)
Least points: 79 at Miami (1/26)	Least points: 73 (Miami, 12/12)

YEARLY RESULTS: 2009 - 10

53-29 OVERALL (34-7 at home, 19-22 on the road)

SEASON STATS

	G	Min	FGM	FGA	Pct	FTM	FTA	Pct	Reb	Asst	PF	Stl	Blk	Pts	Avg
Johnson	76	2886	635	1386	.458	220	269	.818	353	369	145	82	5	1619	21.3
Crawford	79	2460	496	1105	.449	270	315	.857	201	238	132	61	12	1425	18.0
Jos. Smith	81	2871	504	999	.505	261	422	.618	705	342	240	130	173	1269	15.7
Horford	81	2845	467	847	.551	213	270	.789	799	189	225	59	91	1148	14.2
Williams	81	2468	302	664	.455	176	215	.819	416	93	160	66	46	820	10.1
Bibby	80	2195	268	644	.416	68	79	.861	184	310	157	67	3	730	9.1
Evans	79	1317	175	393	.445	46	61	.754	154	48	125	34	17	453	5.7
Pachulia	78	1089	120	246	.488	93	143	.650	293	42	186	37	30	333	4.3
Teague	71	719	90	227	.396	41	49	.837	67	122	82	34	11	228	3.2
Joe Smith	64	592	77	193	.399	39	48	.813	157	21	95	6	19	194	3.0
Morris	28	124	23	41	.561	16	27	.593	38	2	34	5	3	62	2.2
Hunter	7	33	4	12	.333	3	4	.750	12	0	5	0	1	11	1.6
West	39	142	12	21	.571	6	10	.600	27	9	25	8	0	30	0.8
Collins	24	115	8	23	.348	0	2	.000	14	4	21	3	2	16	0.7

3-pt. field goals: Atlanta 524-1455 (.360) - Crawford 163-427 (.382), Johnson 129-350 (.369), Bibby 126-324 (.389), Evans 57-169 (.337), Williams 40-132 (.303), Teague 7-32 (.219), Horford 1-1 (1.000), Joe Smith 1-7 (.143), Josh Smith 0-7 (.000), Pachulia 0-4 (.000), Collins 0-1 (.000), West 0-1 (.000). Opponents 480-1392 (.345).

RESULTS

(#, overtime; #2, double OT; #3, three OT; #4, four OT)

Date		Opponent	W/L	Atl.	Opp.	Record
10/28		INDIANA	W	120	109	1-0
10/30		WASHINGTON	W	100	89	2-0
11/1		at LA Lakers	L	110	118	2-1
11/3		at Portland	W	97	91	3-1
11/4		at Sacramento	W	113	105	4-1
11/6		at Charlotte	L	83	103	4-2
11/7		DENVER	W	125	100	5-2
11/11		at New York	W	114	101	6-2
11/13		at Boston	W	97	86	7-2
11/14		NEW ORLEANS	W	121	98	8-2
11/16	(#)	PORTLAND	W	99	95	9-2
11/18		MIAMI	W	105	90	10-2
11/20		HOUSTON	W	105	103	11-2
11/21		at New Orleans	L	88	96	11-3
11/26		ORLANDO	L	76	93	11-4
11/27		at Philadelphia	W	100	86	12-4
11/29		at Detroit	L	88	94	12-5
12/2		TORONTO	W	146	115	13-5
12/4		NEW YORK	L	107	114	13-6
12/5		at Dallas	W	80	75	14-6
12/9		CHICAGO	W	118	83	15-6
12/11		at Toronto	W	111	89	16-6
12/13		NEW JERSEY	W	130	107	17-6
12/16		MEMPHIS	W	110	97	18-6
12/18		UTAH	W	96	83	19-6
12/19	(#)	at Chicago	L	98	101	19-7
12/22		at Minnesota	W	112	87	20-7
12/23		at Denver	L	104	124	20-8
12/26		at Indiana	W	110	98	21-8
12/29		CLEVELAND	L	84	95	21-9
12/30		at Cleveland	L	101	106	21-10
1/1	(#)	NEW YORK	L	108	112	21-11
1/4		at Miami	L	75	92	21-12
1/6		NEW JERSEY	W	119	89	22-12
1/8		BOSTON	W	93	85	23-12
1/9		at Orlando	L	81	113	23-13
1/11		at Boston	W	102	96	24-13
1/13		WASHINGTON	W	94	82	25-13
1/15		PHOENIX	W	102	101	26-13
1/18		OKLAHOMA CITY	L	91	94	26-14
1/20		SACRAMENTO	W	108	97	27-14
1/22		CHARLOTTE	W	103	89	28-14
1/25		at Houston	W	102	95	29-14
1/27		at San Antonio	L	90	105	29-15
1/29		BOSTON	W	100	91	30-15
1/30		at Orlando	L	86	104	30-16
2/2		at Oklahoma City	L	99	106	30-17
2/3		LA CLIPPERS	W	103	97	31-17
2/5		CHICAGO	W	91	81	32-17
2/6		at Washington	Postponed to 3/11 due to weather			
2/9		at Memphis	W	108	94	33-17
2/10		MIAMI	L	76	94	33-18
		ALL-STAR BREAK				
2/17		at LA Clippers	W	110	92	34-18
2/19		at Phoenix	L	80	88	34-19
2/21		at Golden State	L	104	108	34-20
2/22		at Utah	W	105	100	35-20
2/24		MINNESOTA	W	98	92	36-20
2/26	(#)	DALLAS	L	103	111	36-21
2/28	(#)	MILWAUKEE	W	106	102	37-21
3/1		at Chicago	W	116	92	38-21
3/3		PHILADELPHIA	W	112	93	39-21
3/5		GOLDEN STATE	W	127	122	40-21
3/6		at Miami	L	94	100	40-22
3/8		at New York	L	98	99	40-23
3/11		at Washington	W	105	99	41-23
3/13		DETROIT	W	112	99	42-23
3/16		at New Jersey	W	108	84	43-23
3/17		at Toronto	L	105	106	43-24
3/19	(#)	CHARLOTTE	W	93	92	44-24
3/21	(#)	SAN ANTONIO	W	119	114	45-24
3/22		at Milwaukee	L	95	98	45-25
3/24		ORLANDO	W	86	84	46-25
3/26		at Philadelphia	L	98	105	46-26
3/28		INDIANA	W	94	84	47-26
3/31		LA LAKERS	W	109	92	48-26
4/2		at Cleveland	L	88	93	48-27
4/3		DETROIT	W	91	85	49-27
4/6		at Charlotte	L	100	109	49-28
4/7		at Detroit	L	88	90	49-29
4/9		TORONTO	W	107	101	50-29
4/10		at Washington	W	105	95	51-29
4/12		at Milwaukee	W	104	96	52-29
4/14		CLEVELAND	W	99	83	53-29

ATLANTA	OPPONENT
Most points: 146 vs. Toronto (12/2)	Most points: 124 (Denver, 12/23)
Least points: 75 at Miami (1/4)	Least points: 75 (Dallas, 12/5)

YEARLY RESULTS: 2010 - 11

44-38 OVERALL (24-17 at home, 20-21 on the road)

SEASON STATS

	G	Min	FGM	FGA	Pct	FTM	FTA	Pct	Reb	Asst	PF	Stl	Blk	Pts	Avg
Johnson	72	2554	514	1161	.443	195	243	.802	291	338	131	47	7	1312	18.2
Smith	77	2645	497	1041	.477	229	316	.725	657	255	217	99	120	1274	16.5
Horford	77	2704	513	921	.557	150	188	.798	718	266	193	59	80	1178	15.3
Ja. Crawford	76	2297	368	874	.421	222	260	.854	130	241	97	57	14	1077	14.2
Williams	65	1865	246	537	.458	147	174	.845	313	88	104	34	23	676	10.4
Hinrich (TOT)	72	2157	278	623	.446	106	126	.841	182	288	185	75	17	737	10.2
Hinrich (ATL)	24	686	80	185	.432	14	21	.667	53	78	66	19	7	206	8.6
Bibby	56	1674	192	441	.435	29	46	.630	143	202	125	38	6	526	9.4
Teague	70	963	133	304	.438	77	97	.794	102	138	82	45	25	361	5.2
Evans	47	837	79	201	.393	24	28	.857	84	30	74	16	5	210	4.5
Pachulia	79	1244	107	232	.461	135	179	.754	333	58	184	34	22	349	4.4
Jo. Crawford	16	160	27	77	.351	4	6	.667	28	15	13	3	0	67	4.2
Powell	54	653	94	208	.452	36	45	.800	135	22	78	5	5	224	4.1
Wilkins	52	676	69	137	.504	40	56	.714	90	41	72	27	9	180	3.5
Thomas	13	82	10	21	.476	12	15	.800	23	2	11	1	4	32	2.5
Sy	3	21	2	6	.333	3	3	1.000	3	2	1	1	0	7	2.3
Collins	49	593	34	71	.479	27	41	.659	102	22	97	9	9	96	2.0
Armstrong (TOT)	53	489	37	76	.487	16	33	.485	131	14	84	18	21	92	1.7
Armstrong (ATL)	12	76	6	12	.500	2	10	.200	17	4	9	3	5	15	1.3

3-pt. field goals: Atlanta 502-1427 (.352) - Ja. Crawford 119-439 (.341), Bibby 113-256 (.441), Johnson 89-300 (.297), Smith 51-154 (.331), Williams 37-110 (.336), Hinrich 32-76 (.421), Evans 28-89 (.315), Teague 18-48 (.375), Jo. Crawford 9-27 (.333), Horford 2-4 (.500), Wilkins 2-10 (.200), Armstrong 1-1 (1.000), Collins 1-1 (1.000). Opponents 459-1358 (.338).

RESULTS

(#, overtime; #2, double OT; #3, three OT; #4, four OT)

Date		Opponent	W/L	Atl.	Opp.	Record
10/27		at Memphis	W	119	104	1-0
10/29		at Philadelphia	W	104	101	2-0
10/30		WASHINGTON	W	99	95	3-0
11/2		at Cleveland	W	100	88	4-0
11/3		DETROIT	W	94	85	5-0
11/5		at Minnesota	W	113	103	6-0
11/7		PHOENIX	L	114	118	6-1
11/8		at Orlando	L	89	93	6-2
11/10		MILWAUKEE	L	91	108	6-3
11/12		UTAH	L	86	90	6-4
11/14		MINNESOTA	W	111	105	7-4
11/16		at Indiana	W	102	92	8-4
11/20		DALLAS	L	93	98	8-5
11/22		BOSTON	L	76	99	8-6
11/23	(#)	at New Jersey	L	101	107	8-7
11/25		WASHINGTON	W	116	96	9-7
11/27		NEW YORK	W	99	90	10-7
11/28		at Toronto	W	96	78	11-7
12/1		MEMPHIS	W	112	109	12-7
12/3		PHILADELPHIA	W	93	88	13-7
12/4		at Miami	L	77	89	13-8
12/6		at Orlando	W	80	74	14-8
12/7		NEW JERSEY	W	116	101	15-8
12/10		at San Antonio	L	92	108	15-9
12/11		INDIANA	W	97	83	16-9
12/14		at Detroit	L	80	103	16-10
12/16		at Boston	L	90	102	16-11
12/17		CHARLOTTE	W	90	85	17-11
12/19		at New Jersey	L	82	89	17-12
12/20		ORLANDO	W	91	81	18-12
12/22		CLEVELAND	W	98	84	19-12
12/26		at New Orleans	L	86	93	19-13
12/27		at Milwaukee	W	95	80	20-13
12/29		GOLDEN STATE	W	103	93	21-13
12/31		at Oklahoma City	L	94	103	21-14
1/2		at LA Clippers	W	107	98	22-14
1/4		at Sacramento	W	108	102	23-14
1/5		at Utah	W	110	107	24-14
1/8		INDIANA	W	108	93	25-14
1/11		MILWAUKEE	PPD (severe weather) to 3/15			
1/12		at Toronto	W	104	101	26-14
1/15		HOUSTON	L	106	112	26-15
1/17		SACRAMENTO	W	100	98	27-15
1/18	(#)	at Miami	W	93	89	28-15
1/21		NEW ORLEANS	L	59	100	28-16
1/22		at Charlotte	W	103	87	29-16
1/26		at Milwaukee	L	90	98	29-17
1/28		NEW YORK	W	111	102	30-17
1/29		at Dallas	L	91	102	30-18
2/2		TORONTO	W	100	87	31-18
2/4		LA CLIPPERS	W	101	100	32-18
2/5		at Washington	W	99	92	33-18
2/8		PHILADELPHIA	L	83	117	33-19
2/12		CHARLOTTE	L	86	88	33-20
2/14		at Detroit	W	94	79	34-20
2/16		at New York	L	90	102	34-21
		ALL-STAR BREAK				
2/22		at LA Lakers	L	80	104	34-22
2/23		at Phoenix	L	97	105	34-23
2/25		at Golden State	W	95	79	35-23
2/27		at Portland	W	90	83	36-23
2/28		at Denver	L	90	100	36-24
3/2		CHICAGO	W	83	80	37-24
3/4		OKLAHOMA CITY	L	104	111	37-25
3/6		NEW YORK	L	79	92	37-26
3/8		LA LAKERS	L	87	101	37-27
3/11		at Chicago	L	76	94	37-28
3/12		PORTLAND	W	91	82	38-28
3/15		MILWAUKEE	W	110	85	39-28
3/16		DENVER	L	87	102	39-29
3/18		MIAMI	L	85	106	39-30
3/20		DETROIT	W	104	96	40-30
3/22		CHICAGO	L	81	114	40-31
3/23		at Philadelphia	L	100	105	40-32
3/26		NEW JERSEY	W	98	87	41-32
3/27		at Cleveland	W	99	83	42-32
3/30		ORLANDO	W	85	82	43-32
4/1		BOSTON	W	88	83	44-32
4/3		at Houston	L	109	114	44-33
4/5		SAN ANTONIO	L	90	97	44-34
4/8		at Indiana	L	102	114	44-35
4/9		at Washington	L	83	115	44-36
4/11		MIAMI	L	90	98	44-37
4/13		at Charlotte	L	85	96	44-38

ATLANTA	OPPONENT
Most points: 119 at Memphis (10/27)	Most points: 118 (Phoenix, 11/7)
Least points: 59 vs. New Orleans (1/21)	Least points: 74 (Orlando, 12/6)

YEARLY RESULTS: 2011 - 12

40-26 OVERALL (23-10 at home, 17-16 on the road)

SEASON STATS

	G	Min	FGM	FGA	Pct	FTM	FTA	Pct	Reb	Asst	PF	Stl	Blk	Pts	Avg
J. Johnson	60	2127	423	931	.454	158	186	.849	221	232	75	48	13	1129	18.8
Smith	66	2329	504	1101	.458	203	322	.630	632	257	172	93	115	1239	18.8
Teague	66	2183	320	672	.476	140	185	.757	159	321	145	106	37	831	12.6
Horford	11	348	57	103	.553	22	30	.733	77	24	21	10	14	136	12.4
Williams	57	1500	203	470	.432	115	146	.788	294	71	84	47	18	579	10.2
Pachulia	58	1640	169	339	.499	117	158	.741	457	79	172	55	29	455	7.8
Green	53	922	153	325	.471	48	56	.857	80	40	74	23	6	404	7.6
Hinrich	48	1237	122	295	.414	25	32	.781	101	132	100	38	11	316	6.6
I. Johnson	56	934	141	275	.513	72	100	.720	226	32	116	43	18	356	6.4
Pargo	50	671	105	253	.415	19	20	.950	73	96	64	20	2	282	5.6
McGrady	52	837	101	231	.437	56	83	.675	154	110	35	16	15	273	5.3
Radmanovic	49	755	74	197	.376	22	29	.759	143	54	62	21	15	220	4.5
Stackhouse	30	273	37	100	.370	21	23	.913	23	14	12	10	3	108	3.6
Collins	30	308	16	40	.400	7	15	.467	48	10	34	4	3	39	1.3
Sloan	5	20	3	8	.375	0	0	---	5	5	3	1	0	6	1.2
Dampier	15	83	1	8	.125	0	0	---	25	4	9	1	4	2	0.1

3-pt. field goals: Atlanta 492-1330 (.370) - Johnson 125-322 (.388), Williams 58-149 (.389), Pargo 53-138 (.384), Teague 51-149 (.342), Green 50-113 (.442), Radmanovic 50-135 (.370), Hinrich 47-136 (.346), Smith 28-109 (.257), McGrady 15-33 (.455), Stackhouse 13-38 (.342), I. Johnson 2-6 (.333). Opponents 391-1137 (.344).

RESULTS

(#, overtime; #2, double OT; #3, three OT; #4, four OT)

Date		Opponent	W/L	Atl.	Opp.	Record
12/27		at New Jersey	W	106	70	1-0
12/28		WASHINGTON	W	101	83	2-0
12/30		NEW JERSEY	W	105	98	3-0
12/31		at Houston	L	84	95	3-1
1/2		at Miami	W	100	92	4-1
1/3		at Chicago	L	74	76	4-2
1/5	(#3)	MIAMI	L	109	116	4-3
1/6	(#)	at Charlotte	W	102	96	5-3
1/7		CHICAGO	W	109	94	6-3
1/9		at New Jersey	W	106	101	7-3
1/11		at Indiana	L	84	96	7-4
1/12		CHARLOTTE	W	111	81	8-4
1/14		MINNESOTA	W	93	91	9-4
1/16		TORONTO	W	93	84	10-4
1/18		PORTLAND	W	92	89	11-4
1/20		at Philadelphia	L	76	90	11-5
1/21		CLEVELAND	W	121	94	12-5
1/23		at Milwaukee	W	97	92	13-5
1/25		at San Antonio	L	83	105	13-6
1/27	(#)	at Detroit	W	107	101	14-6
1/29		at New Orleans	W	94	72	15-6
1/31		at Toronto	W	100	77	16-6
2/2		MEMPHIS	L	77	96	16-7
2/4		PHILADELPHIA	L	87	98	16-8
2/6		PHOENIX	L	90	99	16-9
2/8		INDIANA	W	97	87	17-9
2/10	(#)	at Orlando	W	89	87	18-9
2/12		MIAMI	L	87	107	18-10
2/14		at LA Lakers	L	78	86	18-11
2/15		at Phoenix	W	101	99	19-11
2/18		at Portland	L	77	97	19-12
2/20		at Chicago	L	79	90	19-13
2/22		at New York	L	82	99	19-14
2/23		ORLANDO	W	83	78	20-14
		ALL-STAR BREAK				
2/29		GOLDEN STATE	L	82	85	20-15
3/2		MILWAUKEE	W	99	94	21-15
3/3		OKLAHOMA CITY	W	97	90	22-15
3/6		at Indiana	W	101	96	23-15
3/7		at Miami	L	86	89	23-16
3/9		at Detroit	L	85	86	23-17
3/11		at Sacramento	W	106	99	24-17
3/13	(#)	at Denver	L	117	118	24-18
3/14		at LA Clippers	L	82	96	24-19
3/16		WASHINGTON	W	102	88	25-19
3/18		at Cleveland	W	103	87	26-19
3/19		BOSTON	L	76	79	26-20
3/21	(#)	CLEVELAND	W	103	102	27-20
3/23		NEW JERSEY	W	93	84	28-20
3/24		at Washington	W	95	92	29-20
3/25	(#4)	UTAH	W	139	133	30-20
3/27		at Milwaukee	L	101	108	30-21
3/28		CHICAGO	L	77	98	30-22
3/30		NEW YORK	W	100	90	31-22
3/31		at Philadelphia	L	90	95	31-23
4/4		CHARLOTTE	W	120	93	32-23
4/6		DETROIT	W	101	96	33-23
4/7		at Charlotte	W	116	96	34-23
4/11	(#)	at Boston	L	86	88	34-24
4/13		at Orlando	W	109	81	35-24
4/15		TORONTO	L	86	102	35-25
4/16		at Toronto	W	109	87	36-25
4/18		DETROIT	W	116	84	37-25
4/20		BOSTON	W	97	92	38-25
4/22		NEW YORK	L	112	113	38-26
4/24		LA CLIPPERS	W	109	102	39-26
4/26		DALLAS	W	106	89	40-26

ATLANTA	OPPONENT
Most points: 139 vs. Utah (3/25)	Most points: 133 (Utah, 3/25)
Least points: 74 at Chicago (1/3)	Least points: 70 (New Jersey, 12/27)

YEARLY RESULTS: 2012 - 13

44-38 OVERALL (25-16 at home, 19-22 on the road)

SEASON STATS

	G	Min	FGM	FGA	Pct	FTM	FTA	Pct	Reb	Asst	PF	Stl	Blk	Pts	Avg
Smith	76	2683	550	1182	.465	166	321	.517	639	321	175	94	136	1327	17.5
Horford	74	2756	576	1060	.543	134	208	.644	757	240	163	78	78	1289	17.4
Teague	80	2628	439	974	.451	199	226	.881	180	579	181	117	28	1166	14.6
Williams	39	1119	187	443	.422	105	121	.868	80	139	55	44	10	551	14.1
Korver	74	2259	277	601	.461	67	78	.859	293	146	170	70	37	810	10.9
Harris	58	1421	194	443	.438	112	154	.727	116	197	103	64	13	577	9.9
Johnson	69	1035	185	356	.520	81	131	.618	266	46	131	56	14	452	6.6
Jenkins	61	902	131	294	.446	59	70	.843	94	56	37	12	10	374	6.1
Pachulia	52	1134	114	241	.473	78	103	.757	336	79	128	35	12	306	5.9
Morrow	24	301	47	111	.423	16	18	.889	26	9	33	12	1	125	5.2
Stevenson	56	1158	98	262	.374	12	23	.522	122	52	69	29	6	284	5.1
Pargo	7	113	13	38	.342	2	2	1.000	7	19	8	3	0	35	5.0
Mack (TOT)	31	416	58	126	.460	9	16	.563	40	68	39	15	0	143	4.6
Mack (ATL)	20	268	41	84	.488	8	14	.571	24	44	28	9	0	104	5.2
Scott	40	376	70	147	.476	43	56	.768	110	12	32	4	2	183	4.6
Tolliver	62	963	82	216	.380	44	51	.863	155	32	66	15	12	253	4.1
Petro	31	352	48	110	.436	11	12	.917	112	16	48	10	9	108	3.5
Jones (TOT)	78	1017	82	222	.369	87	113	.770	101	48	119	22	6	262	3.4
Jones (ATL)	28	381	32	82	.390	21	31	.677	31	20	46	12	1	88	3.1
Tyler (TOT)	21	68	9	24	.375	4	6	.667	20	1	10	1	2	22	1.0

3-pt. field goals: Atlanta 706-1901 (.371) - Korver 189-414 (.457), Teague 89-248 (.359), Harris 77-230 (.335), Stevenson 76-209 (.364), Williams 72-196 (.367), Smith 61-201 (.303), Jenkins 53-138 (.384), Tolliver 45-133 (.338), Morrow 15-38 (.395), Mack 14-35 (.400), Pargo 7-20 (.350), Horford 3-6 (.500), Jones 3-12 (.250), Petro 1-4 (.250), Johnson 1-13 (.077). Opponents 620-1635 (.379).

RESULTS

(#, overtime; #2, double OT; #3, three OT; #4, four OT)

Date		Opponent	W/L	Atl.	Opp.	Record
11/2		HOUSTON	L	102	109	0-1
11/4		at Oklahoma City	W	104	95	1-1
11/7		INDIANA	W	89	86	2-1
11/9		MIAMI	L	89	95	2-2
11/11		at LA Clippers	L	76	89	2-3
11/12		at Portland	W	95	87	3-3
11/14		at Golden State	L	88	92	3-4
11/16		at Sacramento	W	112	96	4-4
11/19		ORLANDO	W	81	72	5-4
11/21	(#)	WASHINGTON	W	101	100	6-4
11/23		at Charlotte	W	101	91	7-4
11/24		LA CLIPPERS	W	104	93	8-4
11/28		CHARLOTTE	W	94	91	9-4
11/30		CLEVELAND	L	111	113	9-5
12/5		DENVER	W	108	104	10-5
12/7		WASHINGTON	W	104	95	11-5
12/8		at Memphis	W	93	83	12-5
12/10		at Miami	L	92	101	12-6
12/12		at Orlando	W	86	80	13-6
12/13		CHARLOTTE	W	113	90	14-6
12/15		GOLDEN STATE	L	93	115	14-7
12/18	(#)	at Washington	W	100	95	15-7
12/19		OKLAHOMA CITY	L	92	100	15-8
12/21		at Philadelphia	L	80	99	15-9
12/22		CHICAGO	W	92	75	16-9
12/26	(#2)	DETROIT	W	126	119	17-9
12/28		at Cleveland	W	102	94	18-9
12/29		INDIANA	W	109	100	19-9
12/31		at Houston	L	104	123	19-10
1/1		at New Orleans	W	95	86	20-10
1/4		at Detroit	L	84	95	20-11
1/5		BOSTON	L	81	89	20-12
1/8		at Minnesota	L	103	108	20-13
1/9		at Cleveland	L	83	99	20-14
1/11		UTAH	W	103	95	21-14
1/12		at Washington	L	83	93	21-15
1/14		at Chicago	L	58	97	21-16
1/16		BROOKLYN	W	109	95	22-16
1/18		at Brooklyn	L	89	94	22-17
1/19		SAN ANTONIO	L	93	98	22-18
1/21		MINNESOTA	W	104	96	23-18
1/23		at Charlotte	W	104	92	24-18
1/25	(#2)	BOSTON	W	123	111	25-18
1/27		at New York	L	104	106	25-19
1/30		TORONTO	W	93	92	26-19
2/2		CHICAGO	L	76	93	26-20
2/5		at Indiana	L	103	114	26-21
2/6		MEMPHIS	W	103	92	27-21
2/8		NEW ORLEANS	L	100	111	27-22
2/11		at Dallas	W	105	101	28-22
2/13		at Orlando	W	108	76	29-22
		ALL-STAR BREAK				
2/20		MIAMI	L	90	103	29-23
2/22		SACRAMENTO	W	122	108	30-23
2/23		at Milwaukee	W	103	102	31-23
2/25		at Detroit	W	114	103	32-23
2/27		at Utah	W	102	91	33-23
3/1		at Phoenix	L	87	92	33-24
3/3		at LA Lakers	L	98	99	33-25
3/4		at Denver	L	88	104	33-26
3/6		PHILADELPHIA	W	107	96	34-26
3/8	(#)	at Boston	L	102	107	34-27
3/9		BROOKLYN	L	80	93	34-28
3/12		at Miami	L	81	98	34-29
3/13		LA LAKERS	W	96	92	35-29
3/15		PHOENIX	W	107	94	36-29
3/17		at Brooklyn	W	105	93	37-29
3/18		DALLAS	L	113	127	37-30
3/20		MILWAUKEE	W	98	90	38-30
3/22		PORTLAND	L	93	104	38-31
3/24		at Milwaukee	W	104	99	39-31
3/25		at Indiana	L	94	100	39-32
3/27		at Toronto	W	107	88	40-32
3/29		at Boston	L	107	118	40-33
3/30		ORLANDO	W	97	88	41-33
4/1		CLEVELAND	W	102	94	42-33
4/3		NEW YORK	L	82	95	42-34
4/5		PHILADELPHIA	L	90	101	42-35
4/6		at San Antonio	L	97	99	42-36
4/10		at Philadelphia	W	124	101	43-36
4/12		MILWAUKEE	W	109	104	44-36
4/16		TORONTO	L	96	113	44-37
4/17		at New York	L	92	98	44-38

ATLANTA	OPPONENT
Most points: 139 vs. Utah (3/25)	Most points: 133 (Utah, 3/25)
Least points: 74 at Chicago (1/3)	Least points: 70 (New Jersey, 12/27)

YEARLY RESULTS: 2013-14

38-44 OVERALL (24-17 at home, 14-27 on the road)

SEASON STATS

	G	Min	FGM	FGA	Pct	FTM	FTA	Pct	Reb	Asst	PF	Stl	Blk	Pts	Avg
Horford	29	958	238	420	.567	58	85	.682	244	76	56	27	44	538	18.6
Millsap	74	2482	483	1047	.461	286	391	.731	627	232	210	129	78	1328	17.9
Teague	79	2542	456	1040	.438	318	376	.846	208	528	158	89	17	1304	16.5
Korver	71	2409	289	609	.475	87	94	.926	282	208	147	70	24	850	12.0
Carroll	73	2341	302	642	.470	109	141	.773	403	134	188	108	21	810	11.1
Williams	60	1445	197	493	.400	152	179	.849	124	210	65	45	4	625	10.4
Scott	80	1482	301	628	.479	103	132	.780	284	75	121	30	7	767	9.6
Mack	73	1490	209	501	.417	64	74	.865	160	271	100	50	2	544	7.5
Antic	50	925	123	294	.418	50	66	.758	209	58	126	19	12	352	7.0
Brand	73	1414	179	332	.539	61	94	.649	361	74	192	40	88	419	5.7
Martin (TOT)	59	870	111	264	.420	48	65	.738	110	33	71	27	7	329	5.6
Martin (ATL)	53	822	106	256	.414	46	61	.754	105	31	68	26	7	314	5.9
Nunnally	4	54	6	18	.333	3	4	.750	8	2	2	1	1	18	4.5
Ayon	26	429	52	102	.510	8	20	.400	125	28	47	25	10	112	4.3
Jamison (TOT)	22	248	29	92	.315	18	25	.720	55	7	29	9	3	84	3.8
Muscala	20	215	31	73	.425	14	14	1.000	52	7	29	3	10	76	3.8
Schröder	49	641	72	188	.383	29	43	.674	60	93	54	17	0	183	3.7
Jenkins	13	158	16	42	.381	4	4	1.000	22	11	11	1	1	40	3.1
Cunningham	5	22	1	2	.500	0	2	.000	1	3	3	0	0	2	0.4
Pittman	2	3	0	1	.000	0	2	.000	3	0	0	0	0	0	0.0

3-pt. field goals: Atlanta 768-2116 (.363) - Korver 185-392 (.472), Carroll 97-268 (.362), Williams 79-231 (.342), Millsap 76-212 (.358), Teague 74-225 (.329), Mack 62-184 (.337), Scott 62-200 (.310), Antic 56-171 (.327), Martin 56-146 (.384), Schröder 10-42 (.238), Horford 4-11 (.364), Jenkins 4-18 (.222), Nunnally 3-10 (.300). Opponents 654-1793 (.365).

RESULTS

(#, overtime; #2, double OT; #3, three OT; #4, four OT) (1) at London, England

Date		Opponent	W/L	Atl.	Opp.	Record
10/30		at Dallas	L	109	118	0-1
11/1		TORONTO	W	102	95	1-1
11/3		at LA Lakers	L	103	105	1-2
11/5		at Sacramento	W	105	100	2-2
11/7		at Denver	L	107	109	2-3
11/9		ORLANDO	W	104	94	3-3
11/11		at Charlotte	W	103	94	4-3
11/13		NEW YORK	L	91	95	4-4
11/15		PHILADELPHIA	W	113	103	5-4
11/16		at New York	W	110	90	6-4
11/19		at Miami	L	88	104	6-5
11/20		DETROIT	W	93	85	7-5
11/22		at Detroit	W	96	89	8-5
11/23		BOSTON	L	87	94	8-6
11/26		ORLANDO	L	92	09	8-7
11/27		at Houston	L	84	113	8-8
11/29		DALLAS	W	88	87	9-8
11/30		at Washington	L	101	108	9-9
12/2		at San Antonio	L	100	109	9-10
12/4		LA CLIPPERS	W	107	97	10-10
12/6		CLEVELAND	W	108	89	11-10
12/10		OKLAHOMA CITY	L	92	101	11-11
12/13	(#)	WASHINGTON	W	101	99	12-11
12/14		at New York	L	106	111	12-12
12/16		LA LAKERS	W	114	100	13-12
12/18		SACRAMENTO	W	124	107	14-12
12/20		UTAH	W	118	85	15-12
12/23	(#)	at Miami	L	119	121	15-13
12/26	(#2)	at Cleveland	W	127	125	16-13
12/28	(#)	CHARLOTTE	W	118	116	17-13
12/29		at Orlando	L	102	109	17-14
12/31		at Boston	W	92	91	18-14
1/3		GOLDEN STATE	L	100	101	18-15
1/4		at Chicago	L	84	91	18-16
1/6		at Brooklyn	L	86	91	18-17
1/8		INDIANA	W	97	87	19-17
1/10		HOUSTON	W	83	80	20-17
1/12		at Memphis	L	101	108	20-18
1/16	(1)	BROOKLYN	L	110	127	20-19
1/20		MIAMI	W	121	114	21-19
1/22		at Orlando	W	112	109	22-19
1/24		SAN ANTONIO	L	79	105	22-20
1/25		at Milwaukee	W	112	87	23-20
1/27		at Oklahoma City	L	109	111	23-21
1/31		at Philadelphia	W	125	99	24-21
2/1		MINNESOTA	W	120	113	25-21
2/4		INDIANA	L	85	89	25-22
2/5		at New Orleans	L	100	105	25-23
2/8		MEMPHIS	L	76	79	25-24
2/11		at Chicago	L	85	100	25-25
2/12		at Toronto	L	83	104	25-26
		ALL-STAR BREAK				
2/18		at Indiana	L	98	108	25-27
2/19		WASHINGTON	L	97	114	25-28
2/21		at Detroit	L	107	115	25-29
2/22		NEW YORK	W	107	98	26-29
2/25		CHICAGO	L	103	107	26-30
2/26		at Boston	L	104	115	26-31
3/2		at Phoenix	L	120	129	26-32
3/5		at Portland	L	78	102	26-33
3/7		at Golden State	L	97	111	26-34
3/8		at LA Clippers	L	108	109	26-35
3/10		at Utah	W	112	110	27-35
3/13		MILWAUKEE	W	102	97	28-35
3/15		DENVER	W	97	92	29-35
3/17		at Charlotte	W	97	83	30-35
3/18	(#)	TORONTO	W	118	113	31-35
3/21		NEW ORLEANS	L	105	111	31-36
3/23		at Toronto	L	86	96	31-37
3/24		PHOENIX	L	95	102	31-38
3/26		at Minnesota	L	83	107	31-39
3/27		PORTLAND	L	85	100	31-40
3/29		at Washington	L	97	101	31-41
3/31		PHILADELPHIA	W	103	95	32-41
4/2		CHICAGO	L	92	105	32-42
4/4		CLEVELAND	W	117	98	33-42
4/6		at Indiana	W	107	88	34-42
4/8		DETROIT	L	95	102	34-43
4/9		BOSTON	W	105	97	35-43
4/11		at Brooklyn	W	93	88	36-43
4/12		MIAMI	W	98	85	37-43
4/14		CHARLOTTE	L	93	95	37-44
4/16		at Milwaukee	W	111	103	38-44

ATLANTA	OPPONENT
Most points: 127 at Cleveland (12/26)	Most points: 129 at Phoenix (3/2)
Least points: 76 vs. Memphis (2/8)	Least points: 79 vs. Memphis (2/8)

YEARLY RESULTS: 2014-15

60-22 OVERALL (35-6 at home, 25-16 on the road)

SEASON STATS

	G	Min	FGM	FGA	Pct	FTM	FTA	Pct	Reb	Asst	PF	Stl	Blk	Pts	Avg
Millsap	73	2390	443	930	.476	255	337	.757	570	223	201	130	69	1218	16.7
Teague	73	2228	408	887	.460	275	319	.862	184	513	139	125	31	1162	15.9
Horford	76	2318	519	965	.638	107	141	.759	544	244	121	68	98	1156	15.2
Carroll	70	2189	318	653	.487	127	181	.702	372	118	154	94	17	883	12.6
Korver	75	2418	292	600	.487	106	118	.898	304	196	140	52	42	911	12.1
Schröder	77	1516	284	665	.427	148	179	.827	164	317	127	49	4	768	10.0
Scott	68	1123	201	453	.444	61	77	.792	199	75	83	25	3	529	7.8
Antic	63	1037	108	296	.365	88	123	.715	189	49	132	18	14	356	5.7
Jenkins	24	297	49	99	.495	16	19	.842	39	13	15	10	0	135	5.6
Mack	55	833	117	292	.401	25	31	.806	79	155	32	30	2	299	5.4
Sefolosha	52	976	104	249	.418	45	58	.776	223	75	67	53	21	278	5.3
Bazemore	75	1324	141	331	.426	60	100	.600	222	78	127	52	33	390	5.2
Muscala	40	502	83	151	.550	22	25	.880	119	25	52	16	19	197	4.9
Daye (TOT)	34	344	50	141	.355	5	6	.833	75	17	39	12	5	129	3.8
Daye (ATL)	8	76	10	26	.385	1	2	.500	14	8	9	4	2	26	3.3
Brand	36	486	42	95	.442	12	23	.522	100	22	54	17	25	96	2.7
Payne	3	19	2	7	.286	1	2	.500	4	0	4	1	0	5	1.7

3-pt. field goals: Atlanta 818-2152 (.380) - Korver 221-449 (.492), Carroll 120-304 (.395), Millsap 77-216 (.356), Teague 71-207 (.343), Scott 66-192 (.344), Antic 52-173 (.301), Schröder 52-148 (.351), Bazemore 48-132 (.364), Mack 40-127 (.315), Sefolosha 25-78 (.321), Jenkins 21-52 (.404), Horford 11-36 (.306), Muscala 9-22 (.409), Daye 5-14 (.357). Opponents 720-2112 (.341).

RESULTS

(#, overtime; #2, double OT; #3, three OT; #4, four OT)

Date		Opponent	W/L	Atl.	Opp.	Record
10/29		at Toronto	L	102	109	0-1
11/1		INDIANA	W	102	92	1-1
11/5		at San Antonio	L	92	94	1-2
11/7	#2	at Charlotte	L	119	122	1-3
11/8		NEW YORK	W	103	96	2-3
11/10		at New York	W	91	85	3-3
11/12		UTAH	W	100	97	4-3
11/14		MIAMI	W	114	103	5-3
11/15		at Cleveland	L	94	127	5-4
11/18		LA LAKERS	L	109	114	5-5
11/21		DETROIT	W	99	89	6-5
11/25		at Washington	W	106	102	7-5
11/26		TORONTO	L	115	126	7-6
11/28		NEW ORLEANS	W	100	91	8-6
11/29		CHARLOTTE	W	105	75	9-6
12/2		BOSTON	W	109	105	10-6
12/3		at Miami	W	112	102	11-6
12/5		at Brooklyn	W	98	75	12-6
12/7		DENVER	W	96	84	13-6
12/8		at Indiana	W	108	92	14-6
12/10		PHILADELPHIA	W	95	79	15-6
12/12		ORLANDO	W	87	81	16-6
12/13		at Orlando	L	99	100	16-7
12/15		CHICAGO	W	93	86	17-7
12/17		at Cleveland	W	127	98	18-7
12/20		at Houston	W	104	97	19-7
12/22		at Dallas	W	105	102	20-7
12/23		LA CLIPPERS	W	107	104	21-7
12/26		MILWAUKEE	L	77	107	21-8
12/27		at Milwaukee	W	90	85	22-8
12/30		CLEVELAND	W	109	101	23-8
1/2		at Utah	W	98	92	24-8
1/3		at Portland	W	115	107	25-8
1/5		at LA Clippers	W	107	98	26-8
1/7		MEMPHIS	W	96	86	27-8
1/9		at Detroit	W	106	103	28-8
1/11		WASHINGTON	W	120	89	29-8
1/13		at Philadelphia	W	105	87	30-8
1/14		at Boston	W	105	91	31-8
1/16		at Toronto	W	110	89	32-8
1/17		at Chicago	W	107	99	33-8
1/19		DETROIT	W	93	82	34-8
1/21		INDIANA	W	110	91	35-8
1/23		OKLAHOMA CITY	W	103	93	36-8
1/25		MINNESOTA	W	112	100	37-8
1/28		BROOKLYN	W	113	102	38-8
1/30		PORTLAND	W	105	99	39-8
1/31		PHILADELPHIA	W	91	85	40-8
2/2		at New Orleans	L	100	115	40-9
2/4		WASHINGTON	W	105	96	41-9
2/6		GOLDEN STATE	W	124	116	42-9
2/8		at Memphis	L	88	94	42-10
2/9		at Minnesota	W	117	105	43-10
2/11		at Boston	L	88	89	43-11
		ALL-STAR BREAK				
2/20		TORONTO	L	80	105	43-12
2/22		at Milwaukee	W	97	86	44-12
2/25		DALLAS	W	104	87	45-12
2/27		ORLANDO	W	95	88	46-12
2/28		at Miami	W	93	91	47-12
3/3		HOUSTON	W	104	95	48-12
3/6		CLEVELAND	W	106	97	49-12
3/7		at Philadelphia	L	84	92	49-13
3/9		SACRAMENTO	W	130	105	50-13
3/11		at Denver	L	102	115	50-14
3/13		at Phoenix	W	96	87	51-14
3/15		at LA Lakers	W	91	86	52-14
3/16		at Sacramento	W	110	103	53-14
3/18		at Golden State	L	95	114	53-15
3/20		at Oklahoma City	L	115	123	53-16
3/22		SAN ANTONIO	L	95	114	53-17
3/25		at Orlando	W	95	83	54-17
3/27		MIAMI	W	99	86	55-17
3/28		at Charlotte	L	100	115	55-18
3/30		MILWAUKEE	W	101	88	56-18
3/31		at Detroit	L	95	105	56-19
4/4		BROOKLYN	W	131	99	57-19
4/7		PHOENIX	W	96	69	58-19
4/8		at Brooklyn	W	114	111	59-19
4/10		CHARLOTTE	W	104	80	60-19
4/12		at Washington	L	99	108	60-20
4/13		NEW YORK	L	108	112	60-21
4/15		at Chicago	L	85	91	60-22

ATLANTA	OPPONENT
Most points: 131 vs. Brooklyn (4/4)	Most points: 127 at Cleveland (11/15)
Least points: 77 vs. Milwaukee (12/26)	Least points: 69 vs. Phoenix (4/7)

YEARLY RESULTS: 2015-16

48-34 OVERALL (27-14 at home, 21-20 on the road)

SEASON STATS

	G	Min	FGM	FGA	Pct	FTM	FTA	Pct	Reb	Asst	PF	Stl	Blk	Pts	Avg
Millsap	81	2647	501	1066	.470	309	408	.757	732	265	237	147	139	1385	17.1
Teague	79	2255	434	988	.439	261	312	.837	214	470	167	97	24	1239	15.7
Horford	82	2631	529	1048	.505	103	129	.798	596	263	163	68	121	1249	15.2
Bazemore	75	2083	320	725	.441	123	151	.815	379	171	176	98	38	872	11.6
Schröder	80	1621	329	781	.421	144	182	.791	204	349	138	70	9	879	11.0
Korver	80	2401	268	616	.435	45	54	.833	260	164	161	60	35	739	9.2
Humphries (TOT)	53	835	121	295	.410	67	84	.798	218	36	94	16	23	343	6.5
Humphries (ATL)	21	295	47	101	.465	32	45	.711	71	13	44	10	7	134	6.4
Sefolosha	75	1758	188	372	.505	62	99	.626	334	107	109	85	37	480	6.4
Hardaway Jr.	51	864	114	265	.430	50	56	.893	86	51	48	21	7	326	6.4
Scott	75	1146	176	376	.468	50	63	.794	206	78	102	25	17	464	6.2
Splitter	36	579	81	155	.523	39	48	.813	120	30	71	20	12	201	5.6
Mack	24	179	40	95	.421	9	12	.750	22	38	7	8	14	93	3.9
Muscala	50	565	76	152	.500	31	39	.795	117	34	72	13	27	195	3.3
Hinrich (TOT)	46	631	49	129	.380	15	16	.938	70	73	64	15	2	137	3.0
Hinrich (ATL)	11	76	2	11	.182	0	0	----	12	14	1	2	1	5	0.5
Holiday	26	263	24	73	.329	5	10	.500	27	11	21	13	4	63	2.4
Patterson	35	395	28	80	.350	16	22	.727	50	39	45	9	2	84	2.4
Tavares	11	73	11	19	.579	3	8	.375	21	3	8	1	6	25	2.3

3-pt. field goals: Atlanta 815-2326 (.350) - Korver 158-396 (.399), Teague 110-275 (.400), Bazemore 109-305 (.357), Horford 88-256 (.344), Schröder 77-239 (.322), Millsap 74-232 (.319), Scott 62-158 (.392), Hardaway 48-142 (.338), Sefolosha 42-124 (.339), Muscala 12-39 (.308), Patterson 12-49 (.245), Holiday 10-45 (.222), Humphries 8-31 (.258), Mack 4-27 (.148), Hinrich 1-6 (.167), Splitter 0-2 (.000). Opponents 679-2008 (.338).

RESULTS

(#, overtime; #2, double OT; #3, three OT; #4, four OT)

Date		Opponent	W/L	Atl.	Opp.	Record
10/27		DETROIT	L	94	106	0-1
10/29		at New York	W	112	101	1-1
10/30		CHARLOTTE	W	97	94	2-1
11/1		at Charlotte	W	94	92	3-1
11/3		at Miami	W	98	92	4-1
11/4		BROOKLYN	W	101	87	5-1
11/6		at New Orleans	W	121	115	6-1
11/7		WASHINGTON	W	114	99	7-1
11/9		MINNESOTA	L	107	117	7-2
11/11		NEW ORLEANS	W	106	98	8-2
11/13		at Boston	L	93	106	8-3
11/15		UTAH	L	96	97	8-4
11/17		at Brooklyn	L	88	90	8-5
11/18		SACRAMENTO	W	103	97	9-5
11/21		at Cleveland	L	97	109	9-6
11/24		BOSTON	W	121	97	10-6
11/25		at Minnesota	L	95	99	10-7
11/27		at Memphis	W	116	101	11-7
11/28		at San Antonio	L	88	108	11-8
11/30		OKLAHOMA CITY	W	106	100	12-8
12/2		TORONTO	L	86	96	12-9
12/4		LA LAKERS	w	100	87	13-9
12/9		at Dallas	W	98	95	14-9
12/10		at Oklahoma City	L	94	107	14-10
12/12		SAN ANTONIO	L	78	103	14-11
12/14		MIAMI	L	88	100	14-12
12/16		PHILADELPHIA	W	127	106	15-12
12/18		at Boston	W	109	101	16-12
12/20		at Orlando	W	103	100	17-12
12/21		PORTLAND	W	106	97	18-12
12/23		DETROIT	W	107	100	19-12
12/26		NEW YORK	W	117	98	20-12
12/28		at Indiana	L	87	93	20-13
12/29		at Houston	W	121	115	21-13
1/3		at New York	L	97	111	21-14
1/5		NEW YORK	L	101	107	21-15
1/7		at Philadelphia	W	126	98	22-15
1/9		CHICAGO	W	120	105	23-15
1/13		at Charlotte	L	84	107	23-16
1/15	#	at Milwaukee	L	101	108	23-17
1/16		BROOKLYN	W	114	86	24-17
1/18		ORLANDO	W	98	81	25-17
1/20		at Portland	W	104	98	26-17
1/21		at Sacramento	L	88	91	26-18
1/23		at Phoenix	L	95	98	26-19
1/25		at Denver	W	119	105	27-19
1/27		LA CLIPPERS	L	83	85	27-20
1/28		at Indiana	L	92	111	27-21
1/31		at Miami	L	87	105	27-22
2/1		DALLAS	W	112	97	28-22
2/3		at Philadelphia	W	124	86	29-22
2/5		INDIANA	W	102	96	30-22
2/7		at Orlando	L	94	96	30-23
2/8	#	ORLANDO	L	110	117	30-24
2/10		at Chicago	W	113	90	31-24
		ALL-STAR BREAK				
2/19		MIAMI	L	111	115	31-25
2/20	#2	MILWAUKEE	L	109	117	31-26
2/22		GOLDEN STATE	L	92	102	31-27
2/26		CHICAGO	W	103	88	32-27
2/28		CHARLOTTE	W	87	76	33-27
3/1	#	at Golden State	L	105	109	33-28
3/4		at LA Lakers	W	106	77	34-28
3/5		at LA Clippers	W	107	97	35-28
3/8		at Utah	W	91	84	36-28
3/10		at Toronto	L	96	104	36-29
3/12		MEMPHIS	W	95	83	37-29
3/13		INDIANA	W	104	75	38-29
3/16		at Detroit	W	118	114	39-29
3/17		DENVER	W	116	98	40-29
3/19		HOUSTON	W	109	97	41-29
3/21		WASHINGTON	L	102	117	41-30
3/23		at Washington	W	122	101	42-30
3/25		MILWAUKEE	W	101	90	43-30
3/26		at Detroit	W	112	95	44-30
3/28		at Chicago	W	102	100	45-30
3/30		at Toronto	L	97	105	45-31
4/1	#	CLEVELAND	L	108	110	45-32
4/5		PHOENIX	W	103	90	46-32
4/7		TORONTO	W	95	87	47-32
4/9		BOSTON	W	118	107	48-32
4/11		at Cleveland	L	94	109	48-33
4/13		at Washington	L	98	109	48-34

ATLANTA	OPPONENT
Most points: 127 vs. Philadelphia (12/16)	Most points: 117 four times
Least points: 78 vs. San Antonio (12/12)	Least points: 75 vs. Indiana (3/13)

YEARLY RESULTS: 2016-17

43-39 OVERALL (23-18 at home, 20-21 on the road)

SEASON STATS

	G	Min	FGM	FGA	Pct	FTM	FTA	Pct	Reb	Asst	PF	Stl	Blk	Pts	Avg
Millsap	69	2343	430	972	.442	311	405	.768	533	252	186	90	62	1246	18.1
Schröder	79	2485	548	1214	.451	218	255	.855	248	499	149	74	16	1414	17.9
Hardaway Jr.	79	2154	415	912	.455	164	214	.766	224	182	103	55	15	1145	14.5
Howard	74	2199	388	613	.633	226	424	.533	940	104	203	64	92	1002	13.5
Ilyasova (TOT)	82	2142	384	890	.431	161	207	.778	481	140	211	58	23	1071	13.1
Ilyasova (ATL)	26	633	93	226	.412	52	65	.800	151	42	73	22	8	270	10.4
Bazemore	73	1963	295	721	.409	119	168	.708	231	177	165	91	52	801	11.0
Korver	32	894	108	246	.439	24	27	.889	89	75	47	23	13	305	9.5
Sefolosha	62	1596	174	395	.441	55	75	.733	270	107	97	96	31	444	7.2
Muscala	70	1237	170	337	.504	49	64	.766	239	95	97	30	41	435	6.2
Prince	59	981	114	285	.400	74	94	.787	157	55	96	43	27	335	5.7
Delaney	73	1248	145	388	.374	75	93	.806	123	193	112	39	1	391	5.4
Dunleavy (TOT)	53	841	93	220	.423	36	45	.800	116	50	67	15	7	275	5.2
Dunleavy (ATL)	30	475	57	130	.438	22	26	.846	69	30	35	9	5	169	5.6
Humphries	56	689	87	214	.407	64	82	.780	206	29	69	15	21	257	4.6
Calderon (TOT)	41	539	55	134	.410	11	12	.917	74	88	36	11	1	141	3.4
Calderon (ATL)	17	247	23	57	.404	7	8	.875	32	37	14	4	0	61	3.6
Bembry	38	371	47	98	.480	6	16	.375	59	29	21	8	5	101	2.7
Scott	18	195	17	59	.288	7	8	.875	37	17	12	4	3	45	2.5
Neal	2	18	0	7	.000	4	4	1.000	1	1	1	0	0	2	2.0
Tavares	1	4	1	1	1.000	0	2	.000	1	0	0	0	0	2	2.0
Patterson	5	40	3	15	.200	2	3	.667	7	6	6	1	0	9	1.8
Kelly	16	110	8	28	.286	5	6	.833	18	8	5	4	5	25	1.6

3-pt. field goals: Atlanta 729-2137 (.341) - Hardaway Jr. 149-417 (.357), Schröder 100-294 (.340), Bazemore 92-266 (.346), Millsap 75-241 (.311), Korver 65-159 (.409), Muscala 46-110 (.418), Sefolosha 41-120 (.342), Dunleavy 33-77 (.429), Prince 33-102 (.324), Ilyasova 32-92 (.348), Delaney 26-110 (.236), Humphries 19-54 (.352), Calderon 8-30 (.267), Kelly 4-10 (.400), Scott 4-27 (.148), Bembry 1-18 (.056), Patterson 1-6 (.167). Opponents 893-2502 (.357).

RESULTS

(#, overtime; #2, double OT; #3, three OT; #4, four OT)

Date		Opponent	W/L	Atl.	Opp.	Record
10/27		WASHINGTON	W	114	99	1-0
10/29		at Philadelphia	W	104	72	2-0
10/31		SACRAMENTO	W	106	95	3-0
11/2		LA LAKERS	L	116	123	3-1
11/4		at Washington	L	92	95	3-2
11/5		HOUSTON	W	112	97	4-2
11/8		at Cleveland	W	110	106	5-2
11/9		CHICAGO	W	115	107	6-2
11/12		PHILADELPHIA	W	117	96	7-2
11/15		at Miami	W	93	90	8-2
11/16		MILWAUKEE	W	107	100	9-2
11/18		at Charlotte	L	96	100	9-3
11/20		at New York	L	94	104	9-4
11/22		NEW ORLEANS	L	94	112	9-5
11/23		at Indiana	W	96	85	10-5
11/25		at Utah	L	68	95	10-6
11/27		at LA Lakers	L	94	109	10-7
11/28		at Golden State	L	100	105	10-8
11/30		at Phoenix	L	107	109	10-9
12/2		DETROIT	L	85	121	10-10
12/3		at Toronto	L	84	128	10-11
12/5		OKLAHOMA CITY	L	99	102	10-12
12/7		MIAMI	W	103	95	11-12
12/9		at Milwaukee	W	114	110	12-12
12/13		ORLANDO	L	120	131	12-13
12/16		at Toronto	W	125	121	13-13
12/17		CHARLOTTE	L	99	107	13-14
12/19		at Oklahoma City	W	110	108	14-14
12/21		MINNESOTA	L	84	92	14-15
12/23		at Denver	W	109	108	15-15
12/26		at Minnesota	L	90	104	15-16
12/28	#	NEW YORK	W	102	98	16-16
12/30		DETROIT	W	105	98	17-16
1/1	#	SAN ANTONIO	W	114	112	18-16
1/4		at Orlando	W	111	92	19-16
1/5		at New Orleans	W	99	94	20-16
1/7		at Dallas	W	97	82	21-16
1/10		at Brooklyn	W	117	97	22-16
1/13		BOSTON	L	101	103	22-17
1/15		MILWAUKEE	W	111	98	23-17
1/16		at New York	W	108	107	24-17
1/18		at Detroit	L	95	118	24-18
1/20		CHICAGO	W	102	93	25-18
1/21		PHILADELPHIA	W	110	93	26-18
1/23		LA CLIPPERS	L	105	115	26-19
1/25		at Chicago	W	119	114	27-19
1/27		WASHINGTON	L	86	112	27-20
1/29	#4	NEW YORK	W	142	139	28-20
2/1		at Miami	L	93	116	28-21
2/2		at Houston	W	113	108	29-21
2/4		ORLANDO	W	113	86	30-21
2/6		UTAH	L	95	120	30-22
2/8		DENVER	W	117	106	31-22
2/10		at Sacramento	L	107	108	31-23
2/13	#	at Portland	W	109	104	32-23
2/15		at LA Clippers	L	84	99	32-24
		ALL-STAR BREAK				
2/24		MIAMI	L	90	108	32-25
2/25		at Orlando	L	86	105	32-26
2/27		at Boston	W	114	98	33-26
3/1		DALLAS	W	100	95	34-26
3/3		CLEVELAND	L	130	135	34-27
3/5		INDIANA	L	96	97	34-28
3/6		GOLDEN STATE	L	111	119	34-29
3/8		BROOKLYN	W	110	105	35-29
3/10		TORONTO	W	105	99	36-29
3/11		at Memphis	W	107	90	37-29
3/13		at San Antonio	L	99	107	37-30
3/16		MEMPHIS	L	91	103	37-31
3/18		PORTLAND	L	97	113	37-32
3/20		at Charlotte	L	90	105	37-33
3/22		at Washington	L	100	104	37-34
3/24		at Milwaukee	L	97	100	37-35
3/26		BROOKLYN	L	92	107	37-36
3/28		PHOENIX	W	95	91	38-36
3/29		at Philadelphia	W	99	92	39-36
4/1		at Chicago	L	104	106	39-37
4/2		at Brooklyn	L	82	91	39-38
4/6		BOSTON	W	123	116	40-38
4/7		at Cleveland	W	114	100	41-38
4/9	#	CLEVELAND	W	126	125	42-38
4/11		CHARLOTTE	W	103	76	43-38
4/12		at Indiana	L	86	104	43-39

ATLANTA	OPPONENT
Most points: 142 vs. New York (1/29)	Most points: 139 vs. New York (1/29)
Least points: 68 at Utah (11/25)	Least points: 72 at Philadelphia (10/29)

YEARLY RESULTS: 2017-18

24-58 OVERALL (16-25 at home, 8-33 on the road)

SEASON STATS

	G	Min	FGM	FGA	Pct	FTM	FTA	Pct	Reb	Asst	PF	Stl	Blk	Pts	Avg
Schröder	67	2078	500	1146	.436	225	265	.849	208	417	147	72	6	1301	19.4
Prince	82	2464	415	975	.426	152	180	.844	389	214	168	85	42	1158	14.1
Bazemore	65	1789	284	676	.420	160	201	.796	248	228	147	100	45	836	12.9
Belinelli	52	1209	199	485	.410	101	109	.927	100	103	41	46	3	591	11.4
Ilyasova	46	1175	184	401	.459	72	90	.800	251	51	92	44	17	501	10.9
Lee	15	404	62	152	.408	22	29	.759	71	29	25	19	1	161	10.7
Collins	74	1785	314	545	.576	133	186	.715	541	98	215	47	80	777	10.5
Dedmon	62	1542	250	477	.524	67	86	.779	489	90	162	40	51	617	10.0
Muscala	53	1060	143	312	.458	57	62	.919	230	51	80	31	27	405	7.6
Dorsey	56	974	144	382	.377	45	63	.714	130	79	63	17	5	405	7.2
Taylor	67	1167	163	390	.418	99	141	.702	94	206	116	34	10	338	6.3
Delaney	54	1014	109	285	.382	74	92	.804	100	163	82	35	6	338	6.3
Babbitt	37	570	80	168	.476	17	22	.773	81	26	47	7	5	226	6.1
Bembry	26	455	53	128	.414	19	33	.576	72	49	38	21	12	136	5.2
Cavanaugh	39	519	67	152	.441	17	21	.810	127	27	61	9	4	183	4.7
Morris	6	98	13	32	.406	0	0	---	16	7	2	2	1	28	4.7
A. White	15	209	25	73	.342	1	4	.250	34	6	12	3	1	69	4.6
Plumlee	55	918	105	180	.583	27	60	.450	228	45	79	17	30	237	4.3
Magette	18	216	15	46	.326	8	8	1.000	19	57	16	8	1	46	2.6
Evans	1	5	1	1	1.000	0	0	---	1	0	1	0	0	2	2.0
Cleveland (TOT)	17	123	8	21	.381	4	6	.667	14	2	23	7	5	23	1.4
Cleveland (ATL)	4	42	4	7	.571	2	2	1.000	4	0	12	1	1	13	3.3
Brussino	4	10	0	2	.000	0	0	---	3	0	0	0	0	0	0.0

3-pt. field goals: Atlanta 917-2544 (.360) - Prince 176-457 (.385), Bazemore 108-274 (.394), Belinelli 92-247 (.372), Schröder 76-262 (.290), Dorsey 72-199 (.362), Muscala 62-167 (.371), Ilyasova 61-170 (.359), Dedmon 50-141 (.355), Babbitt 49-111 (.441), Delaney 46-124 (.371), Cavanaugh 32-89 (.360), Taylor 20-80 (.250), A. White 18-49 (.367), Collins 16-47 (.340), Lee 15-60 (.250), Bembry 11-30 (.367), Magette 8-22 (.364), Cleveland 3-3 (1.000), Morris 2-10 (.200). Opponents 949-2519 (.377).

RESULTS

(#, overtime; #2, double OT; #3, three OT; #4, four OT)

Date		Opponent	W/L	Atl.	Opp.	Record
10/18		at Dallas	W	117	111	1-0
10/20		at Charlotte	L	91	109	1-1
10/22		at Brooklyn	L	104	116	1-2
10/23		at Miami	L	93	104	1-3
10/26		at Chicago	L	86	91	1-4
10/27		DENVER	L	100	105	1-5
10/29		MILWAUKEE	L	106	117	1-6
11/1		at Philadelphia	L	109	119	1-7
11/3		HOUSTON	L	104	119	1-8
11/5		at Cleveland	W	117	115	2-8
11/6		BOSTON	L	107	110	2-9
11/10		at Detroit	L	104	111	2-10
11/11		at Washington	L	94	113	2-11
11/13		at New Orleans	L	105	106	2-12
11/15		SACRAMENTO	W	126	80	3-12
11/18		BOSTON	L	99	110	3-13
11/20		at San Antonio	L	85	96	3-14
11/22		LA CLIPPERS	L	103	116	3-15
11/24		NEW YORK	W	116	104	4-15
11/25		TORONTO	L	78	112	4-16
11/30		CLEVELAND	L	114	121	4-17
12/2		at Brooklyn	W	114	102	5-17
12/4		BROOKLYN	L	90	110	5-18
12/6	#	at Orlando	L	106	110	5-19
12/9		ORLANDO	W	117	110	6-19
12/10		at New York	L	107	111	6-20
12/12		at Cleveland	L	114	123	6-21
12/14		DETROIT	L	91	105	6-22
12/15		at Memphis	L	94	96	6-23
12/18		MIAMI	W	110	104	7-23
12/20		INDIANA	L	95	105	7-24
12/22		at Oklahoma City	L	117	120	7-25
12/23		DALLAS	W	112	107	8-25
12/27		WASHINGTON	W	113	99	9-25
12/29		at Toronto	L	98	111	9-26
12/30		PORTLAND	W	104	89	10-26
1/2		at Phoenix	L	103	104	10-27
1/5		at Portland	L	89	110	10-28
1/7		at LA Lakers	L	113	132	10-29
1/8		at LA Clippers	L	107	108	10-30
1/10		at Denver	W	110	97	11-30
1/12		BROOKLYN	L	105	110	11-31
1/15		SAN ANTONIO	W	102	99	12-31
1/17		NEW ORLEANS	W	94	93	13-31
1/20		CHICAGO	L	97	113	13-32
1/22		UTAH	W	104	90	14-32
1/24		TORONTO	L	93	108	14-33
1/26		at Charlotte	L	110	121	14-34
1/27		WASHINGTON	L	104	129	14-35
1/29		MINNESOTA	W	105	100	15-35
1/31		CHARLOTTE	L	110	123	15-36
2/2		at Boston	L	110	119	15-37
2/4		at New York	W	99	96	16-37
2/6		MEMPHIS	W	108	82	17-37
2/8		at Orlando	L	98	100	17-38
2/9		CLEVELAND	L	107	123	17-39
2/11		DETROIT	W	118	115	18-39
2/13		at Milwaukee	L	92	97	18-40
2/14		at Detroit	L	98	104	18-41
		ALL-STAR BREAK				
2/23		at Indiana	L	93	116	18-42
2/26		LA LAKERS	L	104	123	18-43
2/28		INDIANA	W	107	102	19-43
3/2		GOLDEN STATE	L	109	114	19-44
3/4		PHOENIX	W	113	112	20-44
3/6		at Toronto	L	90	106	20-45
3/9		at Indiana	L	87	112	20-46
3/11		CHICAGO	L	122	129	20-47
3/13		OKLAHOMA CITY	L	107	119	20-48
3/15		CHARLOTTE	L	117	129	20-49
3/17		at Milwaukee	L	117	122	20-50
3/20		at Utah	W	99	94	21-50
3/22		at Sacramento	L	90	105	21-51
3/23		at Golden State	L	94	106	21-52
3/25		at Houston	L	99	118	21-53
3/28		at Minnesota	L	114	126	21-54
3/30		PHILADELPHIA	L	91	101	21-55
4/1		ORLANDO	W	94	88	22-55
4/3		at Miami	L	98	101	22-56
4/4		MIAMI	L	86	115	22-57
4/6		at Washington	W	103	97	23-57
4/8		at Boston	W	112	106	24-57
4/10		PHILADELPHIA	L	113	121	24-58

ATLANTA	OPPONENT
Most points: 126 vs. Sacramento (11/15)	Most points: 132 at LA Lakers (1/7)
Least points: 78 vs. Toronto (11/25)	Least points: 80 vs. Sacramento (11/15)

YEARLY RESULTS: 2018-19

29-53 OVERALL (17-24 at home, 12-29 on the road)

SEASON STATS

	G	Min	FGM	FGA	Pct	FTM	FTA	Pct	Reb	Asst	PF	Stl	Blk	Pts	Avg
Collins	61	1829	465	831	.560	203	266	.763	595	121	199	22	39	1188	19.5
Young	81	2503	525	1256	.418	343	414	.829	301	653	140	72	15	1549	19.1
Prince	55	1552	262	594	.441	95	116	.819	199	118	141	53	19	742	13.5
Bazemore	67	1643	278	691	.402	127	175	.726	261	152	170	89	42	779	11.6
Len	77	1544	320	648	.494	140	216	.648	424	86	200	27	69	854	11.1
Dedmon	64	1609	259	526	.492	92	113	.814	480	90	214	69	71	693	10.8
Lin	51	1003	180	386	.466	142	168	.845	119	181	96	38	7	546	10.7
Huerter	75	2048	275	657	.419	41	56	.732	245	214	155	65	25	727	9.7
Bembry	82	1931	275	616	.446	87	136	.640	358	202	190	105	41	687	8.4
Carter	76	1330	196	468	.419	47	66	.712	194	87	141	44	27	562	7.4
Spellman	46	805	98	244	.402	32	45	.711	194	47	67	26	25	272	5.9
Poythress	21	305	40	81	.494	18	29	.621	76	17	47	4	10	107	5.1
Plumlee	18	173	32	48	.667	16	30	.533	39	17	14	6	4	80	4.4
Davis	9	118	15	22	.682	6	10	.600	36	5	12	3	5	36	4.0
J. Anderson	48	463	64	157	.408	26	35	.743	84	23	48	22	13	178	3.7
Johnson	6	43	8	16	.500	2	2	1.000	8	0	3	2	0	21	3.5
Dorsey	27	251	32	89	.360	16	26	.615	43	17	20	7	1	90	3.3
Adams	34	428	38	110	.345	7	9	.778	60	65	45	14	5	108	3.2
Hamilton	19	204	23	60	.383	3	6	.500	47	22	19	6	1	57	3.0
Humphries	5	56	6	21	.286	0	0	---	11	0	7	1	0	15	3.0
Sibert	1	4	1	1	1.000	0	0	---	0	0	0	0	0	3	3.0
Zeller	2	11	0	2	.000	0	0	---	6	1	4	0	0	0	0.0

3-pt. field goals: Atlanta 1067-3034 (.352) - Young 156-482 (.324), Huerter 136-353 (.385), Bazemore 123-315 (.390), Carter 123-316 (.389), Bazemore 96-300 (.320), Dedmon 83-217 (.382), Len 74-204 (.363), Collins 55-158 (.348), Bembry 50-173 (.289), Lin 44-132 (.333), Spellman 44-128 (.344), Adams 25-74 (.338), Anderson 24-77 (.312), Dorsey 10-39 (.256), Poythress 9-23 (.391), Hamilton 8-23 (.348), Humphries 3-11 (.273), Johnson 3-6 (.500), Sibert 1-1 (1.000), Davis 0-1 (.000), Zeller 0-1 (.000). Opponents 1013-2820 (.359).

RESULTS

(#, overtime; #2, double OT; #3, three OT; #4, four OT)

Date		Opponent	W/L	Atl.	Opp.	Record
10/17		at New York	L	107	126	0-1
10/19		at Memphis	L	117	131	0-2
10/21		at Cleveland	W	133	111	1-2
10/24		DALLAS	W	111	104	2-2
10/27		CHICAGO	L	85	97	2-3
10/29		at Philadelphia	L	92	113	2-4
10/30		at Cleveland	L	114	136	2-5
11/1		SACRAMENTO	L	115	146	2-6
11/3		MIAMI	W	123	118	3-6
11/6		at Charlotte	L	102	113	3-7
11/7		NEW YORK	L	107	112	3-8
11/9		DETROIT	L	109	124	3-9
11/11		at LA Lakers	L	106	107	3-10
11/13		at Golden State	L	103	110	3-11
11/15		at Denver	L	93	138	3-12
11/17		at Indiana	L	89	97	3-13
11/19		LA CLIPPERS	L	119	127	3-14
11/21		TORONTO	L	108	124	3-15
11/23		BOSTON	L	96	114	3-16
11/25		CHARLOTTE	W	124	123	4-16
11/27		at Miami	W	115	113	5-16
11/28		at Charlotte	L	94	108	5-17
11/30		at Oklahoma City	L	109	124	5-18
12/3		GOLDEN STATE	L	111	128	5-19
12/5		WASHINGTON	L	117	131	5-20
12/8		DENVER	W	106	98	6-20
12/12		at Dallas	L	107	114	6-21
12/14		at Boston	L	108	129	6-22
12/16		at Brooklyn	L	127	144	6-23
12/18		WASHINGTON	W	118	110	7-23
12/21		at New York	W	114	107	8-23
12/23		at Detroit	W	98	95	9-23
12/26		INDIANA	L	121	129	9-24
12/28	#	at Minnesota	W	123	120	10-24
12/29		CLEVELAND	W	111	108	11-24
12/31		at Indiana	L	108	116	11-25
1/2		at Washington	L	98	114	11-26
1/4		at Milwaukee	L	112	144	11-27
1/6		MIAMI	W	106	82	12-27
1/8		at Toronto	L	101	104	12-28
1/9		at Brooklyn	L	100	116	12-29
1/11		at Philadelphia	W	123	121	13-29
1/13		MILWAUKEE	L	114	133	13-30
1/15		OKLAHOMA CITY	W	142	126	14-30
1/19		BOSTON	L	105	113	14-31
1/21		ORLANDO	L	103	122	14-32
1/23		at Chicago	W	121	101	15-32
1/26		at Portland	L	111	120	15-33
1/28		at LA Clippers	W	123	118	16-33
1/30		at Sacramento	L	113	135	16-34
2/1		at Utah	L	112	128	16-35
2/2		at Phoenix	W	118	112	17-35
2/4		at Washington	W	137	129	18-35
2/7		TORONTO	L	101	119	18-36
2/9		CHARLOTTE	L	120	129	18-37
2/10		ORLANDO	L	108	124	18-38
2/12		LA LAKERS	W	117	113	19-38
2/14		NEW YORK	L	91	106	19-39
		ALL-STAR BREAK				
2/22		DETROIT	L	122	125	19-40
2/23		PHOENIX	W	120	112	20-40
2/25		at Houston	L	111	119	20-41
2/27	#	MINNESOTA	W	131	123	21-41
3/1	#4	CHICAGO	L	161	168	21-42
3/3		at Chicago	W	123	118	22-42
3/4		at Miami	L	113	114	22-43
3/6		SAN ANTONIO	L	104	111	22-44
3/9		BROOKLYN	L	112	114	22-45
3/10		NEW ORLEANS	W	128	116	23-45
3/13		MEMPHIS	W	132	111	24-45
3/16		at Boston	L	120	129	24-46
3/17		at Orlando	L	91	101	24-47
3/19		HOUSTON	L	105	121	24-48
3/21		UTAH	W	117	114	25-48
3/23		PHILADELPHIA	W	129	127	26-48
3/26		at New Orleans	W	130	120	27-48
3/29		PORTLAND	L	98	118	27-49
3/31	#	MILWAUKEE	W	136	135	28-49
4/2		at San Antonio	L	111	117	28-50
4/3		PHILADELPHIA	W	130	122	29-50
4/5		at Orlando	L	113	149	29-51
4/7		at Milwaukee	L	107	115	29-52
4/10		INDIANA	L	134	135	29-53

ATLANTA	OPPONENT
Most points: 161 vs. Chicago (3/1)	Most points: 168 vs. Chicago (3/1)
Least points: 85 vs. Chicago (10/27)	Least points: 82 vs. Miami (1/6)

YEARLY RESULTS: 2019-20

20-47 OVERALL (14-20 at home, 6-27 on the road)

SEASON STATS

	G	Min	FGM	FGA	Pct	FTM	FTA	Pct	Reb	Asst	PF	Stl	Blk	Pts	Avg
Young	60	2120	546	568	.437	481	559	.860	255	560	104	65	8	1778	29.6
Collins	41	1363	353	605	.583	120	150	.800	416	60	138	31	66	885	21.6
Parker	32	837	198	393	.504	53	72	.736	191	58	93	42	15	480	15.0
Capela (TOT)	39	1279	244	388	.629	55	104	.529	537	48	102	33	72	543	13.9
Hunter	63	2018	280	683	.410	110	144	.764	286	112	182	44	18	778	12.3
Huerter	56	1760	252	610	.413	53	64	.828	228	213	139	51	27	684	12.2
Teague (TOT)	59	1464	213	489	.436	172	197	.873	142	308	106	44	19	641	10.9
Teague (ATL)	25	519	68	165	.412	47	53	.887	54	100	36	19	6	193	7.7
Reddish	58	1551	213	554	.384	101	126	.802	216	87	132	62	28	610	10.5
Len	40	745	142	260	.546	51	81	.630	230	42	93	20	33	349	8.7
Goodwin	34	430	76	190	.400	28	30	.933	72	51	43	12	4	206	6.1
Dedmon (TOT)	44	774	102	255	.400	30	36	.833	249	22	133	25	41	256	5.8
Dedmon (ATL)	10	233	33	84	.393	7	8	.875	82	7	40	10	15	81	8.1
Bembry	43	915	104	228	.456	26	48	.542	152	81	84	55	19	249	5.8
Labissiere (TOT)	33	567	81	147	.551	25	33	.758	169	42	89	7	31	190	5.8
Jones	55	887	121	178	.680	62	84	.738	206	35	149	26	40	306	5.6
Crabbe	28	522	52	143	.364	9	12	.750	65	28	36	15	4	143	5.1
Carter	60	876	107	304	.352	23	29	.793	124	48	90	23	25	298	5.0
Graham (TOT)	55	929	87	242	.360	36	56	.643	150	45	102	24	6	243	4.4
Graham (ATL)	22	266	25	67	.373	9	19	.474	50	15	36	7	4	72	3.3
Fernando	56	713	103	199	.518	29	51	.569	198	49	107	18	17	240	4.3
Turner	19	251	25	67	.373	12	14	.857	38	38	20	9	8	62	3.3
Wallace	14	160	14	44	.318	11	17	.647	22	13	19	7	1	40	2.9
Parsons	5	54	5	18	.278	0	0	----	7	3	3	4	1	14	2.8
Brown	10	40	6	19	.316	5	5	1.000	4	2	3	2	2	20	2.0
Watson	2	17	0	7	.000	0	0	----	2	3	0	1	0	0	0.0

3-pt. field goals: Atlanta 805-2416 (.333) - Young 205-568 (.361), Huerter 127-334 (.380), Hunter 108-304 (.355), Reddish 83-250 (.332), Carter 61-202 (.302), Collins 59-147 (.401), Parker 31-115 (.270), Crabbe 30-93 (.323), Goodwin 26-87 (.299), Bembry 15-65 (.231), Len 14-56 (.250), Graham 13-37 (.351), Teague 10-30 (.333), Dedmon 8-36 (.222), Fernando 5-37 (.135), Parsons 4-14 (.286), Brown 3-9 (.333), Jones 2-9 (.222), Wallace 1-15 (.067), Turner 0-5 (.000), Watson 0-3 (.000). Opponents 797-2194 (.363).

RESULTS

(#, overtime; #2, double OT; #3, three OT; #4, four OT)

Date		Opponent	W/L	Atl.	Opp.	Record
10/24		at Detroit	W	117	100	1-0
10/26		ORLANDO	W	103	99	2-0
10/28		PHILADELPHIA	L	103	105	2-1
10/29		at Miami	L	97	112	2-2
10/31		MIAMI	L	97	106	2-3
11/5		SAN ANTONIO	W	108	100	3-3
11/6		CHICAGO	L	93	113	3-4
11/8		SACRAMENTO	L	109	121	3-5
11/10	#	at Portland	L	113	124	3-6
11/12		at Denver	W	125	121	4-6
11/14		at Phoenix	L	112	128	4-7
11/16		at LA Clippers	L	101	150	4-8
11/17		at LA Lakers	L	101	122	4-9
11/20		MILWAUKEE	L	127	135	4-10
11/22		at Detroit	L	103	128	4-11
11/23		TORONTO	L	116	119	4-12
11/25		MINNESOTA	L	113	125	4-13
11/27		at Milwaukee	L	102	111	4-14
11/29	#	at Indiana	L	104	105	4-15
11/30		at Houston	L	111	158	4-16
12/2		GOLDEN STATE	W	104	79	5-16
12/4		BROOKLYN	L	118	130	5-17
12/8		at Charlotte	W	122	107	6-17
12/10	#	at Miami	L	121	135	6-18
12/11		at Chicago	L	102	136	6-19
12/13		INDIANA	L	100	110	6-20
12/15		LA LAKERS	L	96	101	6-21
12/17		at New York	L	120	143	6-22
12/19		UTAH	L	106	111	6-23
12/21		at Brooklyn	L	112	122	6-24
12/23		at Cleveland	L	118	121	6-25
12/27		MILWAUKEE	L	86	112	6-26
12/28		at Chicago	L	81	116	6-27
12/30		at Orlando	W	101	93	7-27
1/3		at Boston	L	106	109	7-28
1/4		INDIANA	W	116	111	8-28
1/6		DENVER	L	115	123	8-29
1/8		HOUSTON	L	115	122	8-30
1/10		at Washington	L	101	111	8-31
1/12		at Brooklyn	L	86	108	8-32
1/14		PHOENIX	W	123	110	9-32
1/17		at San Antonio	W	121	120	10-32
1/18		DETROIT	L	103	136	10-33
1/20		TORONTO	L	117	122	10-34
1/22		LA CLIPPERS	W	102	95	11-34
1/24		at Oklahoma City	L	111	140	11-35
1/26		WASHINGTON	W	152	133	12-35
1/28		at Toronto	L	114	130	12-36
1/30		PHILADELPHIA	W	127	117	13-36
2/1		at Dallas	L	100	123	13-37
2/3		BOSTON	L	115	123	13-38
2/5		at Minnesota	W	127	120	14-38
2/7		at Boston	L	107	112	14-39
2/9	#2	NEW YORK	W	140	135	15-39
2/10		at Orlando	L	126	135	15-40
2/12		at Cleveland	L	105	127	15-41
		ALL-STAR BREAK				
2/20		MIAMI	W	129	124	16-41
2/22		DALLAS	W	111	107	17-41
2/24		at Philadelphia	L	112	129	17-42
2/26		ORLANDO	L	120	130	17-43
2/28		BROOKLYN	W	141	118	18-43
2/29		PORTLAND	W	129	117	19-43
3/2		MEMPHIS	L	88	127	19-44
3/6		at Washington	L	112	118	19-45
3/7		at Memphis	L	101	118	19-46
3/9	#2	CHARLOTTE	W	143	138	20-46
3/11	#	NEW YORK	L	131	136	20-47

ATLANTA	OPPONENT
Most points: 152 vs. Washington (1/26)	Most points: 150 at LA Clippers (11/16)
Least points: 81 at Chicago (12/28)	Least points: 79 vs. Golden State (12/2)

MAJOR TRANSACTIONS: 1968 - 2020

November 28, 2020 ..... Signed Kris Dunn.
November 25, 2020 ..... Signed Solomon Hill.
November 25, 2020 ..... Signed restricted free agent Bogdan Bogdanovic.
November 24, 2020 ..... Acquired Danilo Gallinari, along with cash considerations, from Oklahoma City in exchange for a protected 2025 second-round pick.
November 24, 2020 ..... Signed rookies Onyeka Okongwu, Skylar Mays (two-way) and Nathan Knight (two-way).
November 23, 2020 ..... Signed Rajon Rondo.
November 20, 2020 ..... Acquired Tony Snell and Khyri Thomas from Detroit Pistons in exchange for Dewayne Dedmon ... Waived Khyri Thomas.
November 18, 2020 ..... Selected Onyeka Okongwu (6th overall) and Skylar Mays (50th overall) in the 2020 NBA Draft.
November 11, 2020 ..... Named Nate McMillan Assistant Coach.
October 2, 2020 ..... Named Landry Fields as Assistant General Manager.
February 12, 2020 ..... Signed Brandon Goodwin to a multi-year contract.
February 6, 2020 ..... Acquired Derrick Walton, Jr. and cash considerations from the Los Angeles Clippers in exchange for the Hawks' 2022 second-round draft pick (protected top 55). In a subsequent move, the Hawks requested waivers on Walton, Jr.
February 6, 2020 ..... Acquired Dwayne Dedmon and two second-round picks from the Sacramento Kings in exchange for Alex Len and Jabari Parker.
February 6, 2020 ..... Acquired Skal Labissiere and cash considerations from the Portland Trail Blazers in exchange for the Hawks' 2024 second-round pick (protected top 55).
February 6, 2020 ..... Requested waivers on Nene.
February 5, 2020 ..... Acquired Clint Capela and Nene from the Houston Rockets as part of a four-team trade involving 12 players ... As part of the exchange, Evan Turner was traded to Minnesota.
February 5, 2020 ..... Requested waivers on Chandler Parsons.
January 16, 2020 ..... Acquired Jeff Teague and Treveon Graham from the Minnesota Timberwolves in exchange for Allen Crabbe.
January 14, 2020 ..... Released Paul Watson Jr.
January 6, 2020 ..... Signed Paul Watson to 10-day contract.
December 14, 2019 ..... Requested waivers on Tyrone Wallace.
October 23, 2019 ..... Claimed Tyrone Wallace off waivers.
October 19, 2019 ..... Requested waivers on Kenny Gabriel and Mark Ogden Jr.
October 19, 2019 ..... Signed Mark Ogden Jr.
October 19, 2019 ..... Picked up contract options on John Collins (fourth year), Kevin Huerter (third year) and Trae Young (third year).
October 18, 2019 ..... Signed Kenny Gabriel.
October 18, 2019 ..... Requested waivers on Armoni Brooks, Marcus Derrickson, Tahjere McCall and Jordan Sibert.
October 8, 2019 ..... Requested waivers on Ray Spalding.
September 20, 2019 ..... Re-signed Vince Carter.
August 27, 2019 ..... Signed Armoni Brooks.
August 23, 2019 ..... Signed Marcus Derrickson.
August 6, 2019 ..... Signed Brandon Goodwin to a two-way contract.
July 31, 2019 ..... Signed Ray Spalding.
July 13, 2019 ..... Requested waivers on Jaylen Adams.
July 11, 2019 ..... Signed Jabari Parker.
July 8, 2019 ..... Acquired Damian Jones and a 2026 second-round draft pick from the Golden State Warriors in exchange for Omari Spellman.
July 7, 2019 ..... Acquired Chandler Parsons from the Memphis Grizzlies in exchange for Solomon Hill and Miles Plumlee.
July 7, 2019 ..... Signed De'Andre Hunter.
July 7, 2019 ..... Signed Bruno Fernando.
July 7, 2019 ..... Acquired Bruno Fernando, the 34th overall pick in the 2019 NBA Draft, from the Philadelphia 76ers, in exchange for the draft rights to Jordan Bone, the 57th overall pick of the 2019 NBA Draft, and two second-round draft picks.
July 7, 2019 ..... Acquired the draft rights to De'Andre Hunter, the fourth overall pick in the 2019 NBA Draft, Solomon Hill, a conditional 2023 second-round pick and the draft rights to Jordan Bone, the 57th overall selection, from the New Orleans Pelicans in exchange for the draft rights to Jaxson Hayes, the eighth overall pick in the 2019 NBA Draft, Nickeil Alexander-Walker, the 17th overall pick, Marcos Louzada Silva, the 35th overall selection and a conditional 2020 first-round pick.
July 6, 2019 ..... Acquired Allen Crabbe, a conditional 2020 first-round pick and the draft rights to Nickeil Alexander-Walker, the 17th overall pick in the 2019 NBA Draft, in exchange for Taurean Prince and a 2021 second-round pick.
July 1, 2019 ..... Signed Charlie Brown Jr. to a two-way contract.
July 1, 2019 ..... Signed Cam Reddish.
June 24, 2019 ..... Acquired Evan Turner from the Portland Trail Blazers in exchange for Kent Bazemore.
June 20, 2019 ..... Selected Cam Reddish (10th overall), Jaxson Hayes (8th overall) and Marcos Louzada Silva (35th overall) in the 2019 NBA Draft.
June 20, 2019 ..... Acquired a 2024 second-round draft pick and cash considerations from the Golden State Warriors in exchange for the 41st overall pick in the 2019 NBA Draft.
June 19, 2019 ..... Acquired a conditional 2024 second-round draft pick and cash considerations from the Miami Heat in exchange for the 44th overall pick in the 2019 NBA Draft.
June 10, 2019 ..... Requested waivers on Deyonta Davis.
April 8, 2019 ..... Signed Deyonta Davis to a multi-year contract.
April 1, 2019 ..... Signed Isaac Humphries for the remainder of the season.
March 29, 2019 ..... Signed Deyonta Davis to a second 10-day contract.
March 19, 2019 ..... Signed Deyonta Davis to a 10-day contract.
March 12, 2019 ..... Signed B.J. Johnson to a second 10-day contract.
March 8, 2019 ..... Signed Tyler Zeller to a 10-day contract.
March 1, 2019 ..... Signed B.J. Johnson to a 10-day contract.
February 20, 2019 ..... Signed Jaylen Adams to a multi-year contract.
February 20, 2019 ..... Signed Jordan Sibert to a 10-day contract.
February 11, 2019 ..... Requested waivers on Jeremy Lin.
February 8, 2019 ..... Requested waivers on Shelvin Mack.
February 8, 2019 ..... Requested waivers on Jabari Bird.
February 7, 2019 ..... Acquired Jabari Bird and cash considerations from the Boston Celtics in exchange for a conditional 2020 second-round pick.
February 7, 2019 ..... Acquired Shelvin Mack from the Memphis Grizzlies in exchange for Tyler Dorsey.
February 7, 2019 ..... Requested waivers on Daniel Hamilton.
October 15, 2018 ..... Exercised fourth-year options on DeAndre' Bembry and Taurean Prince; exercised third-year option on John Collins.
October 13, 2018 ..... Requested waivers on C.J. Anderson, R.J. Hunter and Thomas Robinson.
October 9, 2018 ..... Requested waivers on Isaac Humphries ... Signed C.J. Anderson.
October 8, 2018 ..... Signed Isaac Humphries.
October 2, 2018 ..... Requested waivers on Cole Aldrich.
September 18, 2018 ..... Signed Cole Aldrich.
September 7, 2018 ..... Signed R.J. Hunter.
August 30, 2018 ..... Signed Thomas Robinson.
August 29, 2018 ..... Hawks and State Farm announce 20-year collaboration, including the naming rights to the team's arena.
August 24, 2018 ..... Signed Vince Carter.
August 20, 2018 ..... Signed Daniel Hamilton and Alex Poythress ... Poythress' contract was a two-way contract.

MAJOR TRANSACTIONS: 1968 - 2020, CONT.

August 3, 2018 ..... Signed Alex Len.
July 30, 2018 ..... Requested waivers on Carmelo Anthony.
July 25, 2018 ..... Acquired Carmelo Anthony and a protected 2022 first-round draft pick, along with Justin Anderson from Philadelphia, in exchange for Mike Muscala, who was traded to the 76ers and Dennis Schroder, who was traded to Oklahoma City ... As part of the transaction, Timothe Luwawu-Cabarrot was traded from Philadelphia to Oklahoma City.
July 21, 2018 ..... Requested waivers on Antonius Cleveland.
July 19, 2018 ..... Requested waivers on Jaylen Morris.
July 19, 2018 ..... Named Noel Gillespie as Head Coach of the Erie BayHawks of the NBA G League.
July 13, 2018 ..... Acquired Jeremy Lin, along with a 2025 second-round pick and the right to swap second-round picks in 2023, from the Brooklyn Nets, in exchange for the rights to Isaia Cordinier and a protected 2020 second-round pick.
July 1, 2018 ..... Signed rookies Trae Young, Kevin Huerter and Omari Spellman.
July 1, 2018 ..... Signed Jaylen Adams to a two-way contract.
June 21, 2018 ..... Acquired Trae Young, the fifth overall pick, along with a 2019 first-round draft pick from the Dallas Mavericks in exchange for the draft rights to Luka Doncic, the third overall selection, while choosing Kevin Huerter (19th overall) and Omari Spellman (30th overall) in the 2018 NBA Draft.
June 8, 2018 ..... Named Melvin Hunt, Chris Jent, Greg Foster, Marlon Garnett and Matt Hill as assistant coaches, and Nate Babcock named as Special Assistant to the Head Coach.
May 11, 2018 ..... Reached agreement in principle with Lloyd Pierce to become team's new head coach.
May 11, 2018 ..... Requested waivers on Tyler Cavanaugh.
April 25, 2018 ..... Parted ways with Head Coach Mike Budenholzer.
April 2, 2018 ..... Signed Damion Lee for the remainder of the season.
April 1, 2018 ..... Signed Jeremy Evans to a 10-day contract.
March 23, 2018 ..... Signed Damion Lee to a second 10-day contract.
March 21, 2018 ..... Signed Jaylen Morris to a multi-year contract.
March 14, 2018 ..... Signed Antonius Cleveland to a multi-year contract.
March 13, 2018 ..... Signed Damion Lee to a 10-day contract.
March 11, 2018 ..... Signed Jaylen Morris to a second 10-day contract.
March 4, 2018 ..... Signed Antonius Cleveland to a second 10-day contract.
February 28, 2018 ..... Signed Jaylen Morris to a 10-day contract.
February 26, 2018 ..... Requested waivers on Ersan Ilyasova.
February 22, 2018 ..... Signed Antonius Cleveland to a 10-day contract.
February 9, 2018 ..... Requested waivers on Marco Belinelli.
February 8, 2018 ..... Requested waivers on Okaro White and Sheldon Mac ... Acquired Okaro White from the Miami Heat in exchange for Luke Babbitt ... Acquired Sheldon Mac and cash considerations from the Washington Wizards in exchange for a protected 2019 second round draft pick.
January 15, 2018 ..... Signed Andrew White III to a two-way contract.
December 18, 2017 ..... Signed Tyler Cavanaugh to a multi-year contract.
December 8, 2017 ..... Requested waivers on Nicolas Brussino.
November 5, 2017 ..... Signed Tyler Cavanaugh to a two-way contract.
October 20, 2017 ..... Named Michelle Leftwich Vice President of Salary Cap Administration.
October 17, 2017 ..... Signed free agent Isaiah Taylor.
October 14, 2017 ..... Exercised the third-year (2018-19) options on the contracts of DeAndre' Bembry and Taurean Prince ... Requested waivers on Kay Felder and Richard Jefferson ... Acquired Kay Felder, Richard Jefferson, two future second-round draft picks and cash considerations from the Cleveland Cavaliers in exchange for the rights to Dimitrios Agravanis and Sergiy Gladyr.
October 13, 2017 ..... Requested waivers on Tyler Cavanaugh, Quinn Cook and Jeremy Evans.
October 6, 2017 ..... Requested waivers on John Jenkins and Jordan Mathews.
September 25, 2017 ..... Signed free agent John Jenkins ... Waived DeAndre Liggins ... Acquired DeAndre Liggins and cash considerations from the Los Angeles Clippers in exchange for draft considerations.
September 21, 2017 ..... Signed free agents Jeremy Eavns and Jordan Mathews.
September 7, 2017 ..... Named Rod Higgins College Scout, Brady Howe to Assistant Athletic Trainer, Adam Loiacono Performance Therapist, Dan Martinez Senior Director of Team Operations and Derek Pierce Pro Player Personnel Scout ... Promoted Daniel Bove to Sports Scientist/Assistant Strength & Conditioning Coach, Scottie Parker to Head Athletic Trainer, Zach Peterson to Video Coordinator, Patrick St. Andrews to Assistant Coach and Daniel Starkman to Manager of Basketball Information and Scouting Coordinator.
September 6, 2017 ..... Signed free agents Quinn Cook, Josh Magette (two-way contract) and Tyler Cavanaugh.
August 9, 2017 ..... Signed Luke Babbitt.
July 31, 2017 ..... Requested waivers on Diamond Stone.
July 25, 2017 ..... Re-signed Mike Muscala.
July 25, 2017 ..... Named Josh Longstaff Head Coach of the Erie BayHawks of the NBA G League.
July 22, 2017 ..... Claimed Nicolas Brussino off waivers.
July 21, 2017 ..... Re-signed Ersan Ilyasova, and signed Dewayne Dedmon.
July 14, 2017 ..... Signed rookie Tyler Dorsey.
July 7, 2017 ..... Requested waivers on Jamal Crawford.
July 7, 2017 ..... Named Chris Jent as an assistant coach.
July 6, 2017 ..... Acquired a 2018 first-round pick, Diamond Stone, Jamal Crawford and cash considerations from the Los Angeles Clippers, as Atlanta sends a 2019 second-round pick to the Denver Nuggets ... As part of the three-team trade, the Clippers receive Denver forward Danilo Gallinari.
July 1, 2017 ..... Signed rookie John Collins.
June 30, 2017 ..... Requested waivers on Mike Dunleavy.
June 28, 2017 ..... Traded Ryan Kelly to the Houston Rockets in exchange for draft considerations.
June 22, 2017 ..... Selected John Collins (19th overall), Tyler Dorsey (41st overall) and Alpha Kaba (60th overall) in the 2017 NBA Draft.
June 20, 2017 ..... Acquired Marco Belinelli, Miles Plumlee and the 41st overall pick in the 2017 NBA Draft from the Charlotte Hornets in exchange for Dwight Howard and the 31st overall pick in the 2017 NBA Draft.
May 25, 2017 ..... Named Travis Schlenk as General Manager/Head of Basketball Operations.
May 5, 2017 ..... Announced basketball operations reorganization; Mike Budenholzer continues as head coach while resigning his position as President of Basketball Operations, while Wes Wilcox is named as a special advisor to ownership.
April 11, 2017 ..... Named Malik Rose as General Manager of the Erie BayHawks of the NBA Development League.
March 4, 2017 ..... Claimed Jose Calderon off waivers.
February 26, 2017 ..... Requested waivers on Lamar Patterson.
February 24, 2017 ..... Signed Ryan Kelly and Lamar Patterson to multi-year contracts.

February 23, 2017 ..... Acquired a future protected second-round draft pick and cash considerations from the Phoenix Suns in exchange for Mike Scott.
February 22, 2017 ..... Acquired Ersan Ilyasova from the Philadelphia 76ers in exchange for Tiago Splitter, Miami's protected 2017 second- round draft pick and the right to swap the lesser of Philadelphia's 2017 second-round picks with Atlanta's own 2017 second-round pick.
February 8, 2017 ..... Signed Lamar Patterson to a second 10-day contract.
January 29, 2017 ..... Signed Lamar Patterson to a 10-day contract.
January 18, 2017 ..... Signed Gary Neal to a 10-day contract.
January 18, 2017 ..... Acquired the draft rights to Cenk Akyol and a traded player exception from Denver in exchange for Mo Williams.

MAJOR TRANSACTIONS: 1968 - 2020, CONT.

January 7, 2017 ..... Acquired a future first-round draft pick along with Mike Dunleavy and Mo Williams from the Cleveland Cavaliers in exchange for Kyle Korver.
January 6, 2017 ..... Requested waivers on Ryan Kelly.
October 31, 2016 ..... Signed Ryan Kelly.
October 31, 2016 ..... Requested waivers on Edy Tavares.
October 26, 2016 ..... Signed Dennis Schröder to a multi-year contract extension.
October 22, 2016 ..... Requested waivers on Josh Magette.
October 21, 2016 ..... Requested waivers on Will Bynum.
October 20, 2016 ..... Requested waivers on Jarrett Jack.
October 19, 2016 ..... Requested waivers on Ryan Kelly.
October 17, 2016 ..... Requested waivers on Matt Costello.
October 3, 2016 ..... Signed Josh Magette.
October 1, 2016 ..... Requested waivers on Richard Solomon.
September 20, 2016 ..... Signed Will Bynum, Ryan Kelly and Richard Solomon.
July 26, 2016 ..... Signed Matt Costello.
July 15, 2016 ..... Re-signed Kris Humphries; Signed Jarrett Jack and Malcolm Delaney.
July 15, 2016 ..... Signed rookies Taurean Prince and DeAndre' Bembry.
July 12, 2016 ..... Requested waivers on Lamar Patterson.
July 12, 2016 ..... Signed free agent Dwight Howard.
July 7, 2016 ..... Acquired rights to Taurean Prince from the Utah Jazz as part of a three-team trade, with Jeff Teague going to the Indiana Pacers.
July 7, 2016 ..... Re-signed Kent Bazemore.
June 29, 2016 ..... Picked up contract option on Mike Muscala for 2016-17 season.
June 24, 2016 ..... Selected DeAndre' Bembry (21st overall) and Isaia Cordinier (44th overall) in the 2016 NBA Draft ... Atlanta also selected Kay Felder (54th overall) and sent his draft rights to the Cleveland Cavaliers in exchange for cash considerations.
June 2, 2016 ..... Promoted Jeff Peterson to Assistant General Manager.
March 1, 2016 ..... Signed free agent Kris Humphries.
February 18, 2016 ..... Acquired Kirk Hinrich from Chicago as part of a three-team transaction with Shelvin Mack being traded to Utah and Justin Holiday and the Jazz's 2018 second-round draft pick (Denver's selection) traded to Chicago.
October 27, 2015 ..... Exercised fourth-year contract options on Tim Hardaway Jr. and Dennis Schröder.
October 24, 2015 ..... Waived Earl Barron and DeQuan Jones.
October 22, 2015 ..... Waived Terran Petteway.
October 10, 2015 ..... Waived Arsalan Kazemi and Edgar Sosa.
September 29, 2015 ..... Signed Arsalan Kazemi.
September 25, 2015 ..... Signed Earl Barron, DeQuan Jones and Edgar Sosa, and waived Jason Richardson.
September 18, 2015 ..... Named Michael Blackstone as Assistant General Manager, John Treloar Director of Player Personnel, Malik Rose as Manager of Basketball Operations, Dotun Akinwale as Manager of Scouting, Matt Elijah as Manager of Basketball Administration, Daniel Starkman as Coordinator of Basketball Operations and David Painter as Director of Basketball Facilities ... Promoted Jeff Peterson to Director of Scouting and Naya-Joi Martin to Manager of Player Programs.
August 28, 2015 ..... Named Keke Lyles Executive Director of Player Performance, Art Horne Head Athletic Trainer, Mike Roncarati Director of Rehabilitation and Chris Chase Athletic Performance Coach.
August 18, 2015 ..... Signed Jason Richardson.
July 24, 2015 ..... Signed Lamar Patterson and Terran Petteway.
July 9, 2015 ..... Signed Justin Holiday.
July 9, 2015 ..... Signed Walter "Edy" Tavares.
July 9, 2015 ..... Re-signed Paul Millsap.
July 9, 2015 ..... Acquired Tiago Splitter from the San Antonio Spurs in exchange for the draft rights to Georgios Printezis and a future second-round pick.
July 9, 2015 ..... Requested waivers on Austin Daye.
June 30, 2015 ..... Announced the promotions of Head Coach Mike Budenholzer to President of Basketball Operations and Wes Wilcox to General Manager.
June 25, 2015 ..... Acquired Tim Hardway Jr. from the New York Knicks, and selected Marcus Eriksson and Dimitrios Agravanis in the 2015 NBA Draft.
June 24, 2015 ..... NBA Board of Governors approves sale of the Hawks to an ownership group led by Tony Ressler.
April 4, 2015 ..... Signed Austin Daye to a multi-year contract.
March 25, 2015 ..... Signed Austin Daye to a second 10-day contract.
March 15, 2015 ..... Signed Austin Daye to a 10-day contract.
March 5, 2015 ..... Signed Jarell Eddie to a 10-day contract.
February 10, 2015 ..... Traded Adreian Payne to Minnesota in exchange for a future first round draft pick.
October 21, 2014 ..... Waived Jarell Eddie and Dexter Pittman.
September 29, 2014 ..... Signed Jarell Eddie and Dexter Pittman.
September 23, 2014 ..... Re-signed Elton Brand and signed Kent Bazemore.
August 26, 2014 ..... Re-signed Mike Scott.
August 22, 2014 ..... Re-signed Shelvin Mack.
August 20, 2014 ..... Named Charles Lee and Ben Sullivan as assistant coaches.
August 4, 2014 ..... Named Neven Spahija assistant coach.
July 25, 2014 ..... Signed 2014 first-round pick Adreian Payne.
July 15, 2014 ..... Acquired Thabo Sefolosha in a sign-and-trade transaction from the Oklahoma City Thunder, along with the draft rights to Giorgos Printezis in exchange for the draft rights to Sofoklis Schortsanitis.
July 11, 2014 ..... Requested waivers on John Salmons.
June 30, 2014 ..... Acquired a 2015 second-round pick and John Salmons from Toronto in exchange for Lou Williams and the draft rights to Lucas Nogueira.
June 27, 2014 ..... Selected Adreian Payne (15th overall) and Walter Tavares (43rd overall) in the 2014 NBA Draft, later acquiring the draft rights to Lamar Patterson (48th overall) from Milwaukee in exchange for a future second-round pick.
April 13, 2014 ..... Steve Koonin named CEO of Atlanta Hawks and Philips Arena.
February 27, 2014 ..... Released Dexter Pittman and signed Mike Muscala.
February 22, 2014 ..... Requested waivers on Jared Cunningham and signed Dexter Pittman to a 10-day contract.
February 21, 2014 ..... Signed Cartier Martin for the remainder of the season and requested waivers on Antawn Jamison.
February 20, 2014 ..... Acquired Antawn Jamison from the Los Angeles Clippers in exchange for the draft rights to Cenk Akyol.
February 11, 2014 ..... Signed Cartier Martin to a second 10-day contract.
February 1, 2014 ..... Signed Cartier Martin to a 10-day contract.
January 22, 2014 ..... Signed James Nunnally to a second 10-day contract.
January 11, 2014 ..... Signed James Nunnally to a 10-day contract.
January 7, 2014 ..... Waived Cartier Martin.
October 31, 2013 ..... Exercised the 2014-15 contract option on John Jenkins.
October 26, 2013 ..... Waived Eric Dawson.
October 25, 2013 ..... Waived Royal Ivey.
October 21, 2013 ..... Waived James Johnson.
October 15, 2013 ..... Signed free agent Cartier Martin.
October 14, 2013 ..... Waived David Lighty, Adonis Thomas and Damien Wilkins.

MAJOR TRANSACTIONS: 1968 - 2020, CONT.

September 30, 2013 ..... Signed Eric Dawson, Royal Ivey, James Johnson, David Lighty, Adonis Thomas and Damien Wilkins.
August 3, 2013 ..... Signed DeMarre Carroll.
August 2, 2013 ..... Name Jim Thomas assistant coach.
July 29, 2013 ..... Awarded Gustavo Ayon off waivers.
July 25, 2013 ..... Signed Pero Antic.
July 15, 2013 ..... Signed Elton Brand.
July 13, 2013 ..... Matched the Milwaukee Bucks' offer sheet for restricted free agent Jeff Teague.
July 12, 2013 ..... Signed Kyle Korver to new contract.
July 11, 2013 ..... Named Taylor Jenkins assistant coach.
July 11, 2013 ..... Signed Dennis Schröder.
July 10, 2013 ..... Signed Paul Millsap.
June 27, 2013 ..... Selected Dennis Schröder with the 17th pick of the 2013 NBA Draft, also acquiring the rights to Lucas Nogueira (the 16th pick), Mike Muscala (the 44th pick) and Jared Cunningham from Dallas in exchange for the rights to Shane Larkin (the 18th pick) ... Also acquired a 2015 second-round pick from the Utah Jazz in exchange for Raul Neto, and a conditional 2017 second-round pick from the Miami Heat in exchange for James Ennis.
June 15, 2013 ..... Named Darvin Ham assistant coach.
June 10, 2013 ..... Named Quin Snyder assistant coach.
May 28, 2013 ..... Named Mike Budenholzer head coach.
March 26, 2013 ..... Signed Shelvin Mack for the remainder of the season.
March 16, 2013 ..... Signed Shelvin Mack to a second 10-day contract.
March 6, 2013 ..... Waived Jeremy Tyler ... Signed Shelvin Mack to a 10-day contract.
February 21, 2013 ..... Acquired Dahntay Jones from Dallas in exchange for Anthony Morrow ... Acquired Jeremy Tyler and cash considerations from Golden State in exchange for future draft considerations.
February 2, 2013 ..... Signed Jannero Pargo to a second 10-day contract.
January 21, 2013 ..... Signed Jannero Pargo to a 10-day contract.
October 27, 2012 ..... Waived James Anderson and Damion James.
October 17, 2012 ..... Waived Carldell Johnson.
October 11, 2012 ..... Waived Keith Benson and Isma'il Muhammad.
October 1, 2012 ..... Signed free agent Isma'il Muhammad.
September 27, 2012 ..... Signed free agents James Anderson, Keith Benson, Damion James, Carldell Johnson and Anthony Tolliver.
September 18, 2012 ..... Re-signed restricted free agent Ivan Johnson.
September 17, 2012 ..... Requested waivers on Jordan Williams.
September 6, 2012 ..... Signed second-round draft pick Mike Scott.
August 28, 2012 ..... Named Kenny Atkinson Assistant Coach/Player Development, Bob Weiss Assistant Coach/Consultant, Rick Sund Senior Advisor, Basketball Operations and Jeff Watkinson Strength and Conditioning Coach.
July 30, 2012 ..... Completed a sign-and-trade transaction that sent Willie Green to the LA Clippers in exchange for the rights to Sofoklis Schortsanitis.
July 16, 2012 ..... Acquired Kyle Korver from the Chicago Bulls in exchange for cash considerations.
July 16, 2012 ..... Requested waivers on Jordan Farmar.
July 12, 2012 ..... Signed free agent Lou Williams.
July 11, 2012 ..... Acquired Anthony Morrow, Jordan Farmar, DeShawn Stevenson, Johan Petro, Jordan Williams, a first-round pick, a second-round pick and draft considerations from the Brooklyn Nets in exchange for Joe Johnson.
July 11, 2012 ..... Acquired Devin Harris from the Utah Jazz in exchange for Marvin Williams.
July 10, 2012 ..... Signed John Jenkins.
July 3, 2012 ..... Named Wes Wilcox Assistant General Manager.
June 28, 2012 ..... Selected John Jenkins (23rd overall) and Mike Scott (43rd overall) in 2012 NBA Draft.
June 25, 2012 ..... Danny Ferry named President of Basketball Operations and General Manager.
May 18, 2012 ..... Hawks pick up contract option for head coach Larry Drew.
April 27, 2012 ..... Ivan Johnson named Eastern Conference Rookie of the Month.
March 26, 2012 ..... Joe Johnson named Eastern Conference Player of the Week.
March 15, 2012 ..... Hawks trade a 2012 second-round pick to the Golden State Warriors in exchange for cash considerations.
March 1, 2012 ..... Signed Erick Dampier for the remainder of the season.
February 19, 2012 ..... Signed Erick Dampier to a second 10-day contract.
February 9, 2012 ..... Signed Erick Dampier to a 10-day contract.
January 26, 2012 ..... Requested waviers on Donald Sloan.
December 23, 2011 ..... Requested waivers on Keith Benson, Magnum Rolle, Pape Sy and Brad Wanamaker.
December 22, 2011 ..... Signed Willie Green.
December 20, 2011 ..... Signed Jannero Pargo.
December 17, 2011 ..... Requested waivers on Charles Garcia and Zach Graham.
December 12, 2011 ..... Signed Brad Wanamaker.
December 9, 2011 ..... Signed second-round pick Keith Benson ... Signed free agents Tracy McGrady, Vladimir Radmanovic, Jerry Stackhouse, Charles Garcia, Zach Graham, Ivan Johnson and Donald Sloan ... Re-signed Jason Collins.
June 23, 2011 ..... Selected Keith Benson with the 48th overall pick (2nd round) of the 2011 NBA Draft.
April 11, 2011 ..... Signed free agent Magnum Rolle.
February 23, 2011 ..... Acquired Kirk Hinrich and Hilton Armstrong from Washington in exchange for Mike Bibby, Maurice Evans, Jordan Crawford and a draft pick.
January 28, 2011 ..... Signed Damien Wilkins for the remainder of the season.
January 18, 2011 ..... Signed Damien Wilkins to a second 10-day contract.
January 8, 2011 ..... Signed Damien Wilkins to a 10-day contract.
January 5, 2011 ..... Requested waivers on Damien Wilkins.
December 3, 2010 ..... Signed Damien Wilkins.
November 1, 2010 ..... Agreed to a multi-year contract extension with Al Horford.
October 20, 2010 ..... Released Evan Brock, Richard Delk and Ricardo Marsh.
September 24, 2010 ..... Signed Evan Brock, Richard Delk and Ricardo Marsh.
September 15, 2010 ..... Signed Pape Sy.
September 8, 2010 ..... Named Nick Van Exel as Player Development Instructor.
September 2, 2010 ..... Signed Etan Thomas.
July 29, 2010 ..... Re-signed Jason Collins.
July 28, 2010 ..... Named Kenny Gattison an assistant coach.
July 26, 2010 ..... Josh Powell signed to a contract.
July 14, 2010 ..... Acquired second-round pick from Phoenix, in exchange for Josh Childress.
July 9, 2010 ..... Signed rookie guard Jordan Crawford.
July 8, 2010 ..... Re-signed unrestricted free agent Joe Johnson.
July 8, 2010 ..... Named Lester Conner, Bob Bender and Tyrone Hill assistant coaches, and Greg Ballard as scout.
June 24, 2010 ..... Acquired Jordan Crawford, along with rights to Tibor Pleiss, in a draft night trade from New Jersey, in exchange for the rights to Damion James ... Pleiss' rights are traded to the Oklahoma City Thunder in exchange for cash considerations.
June 18, 2010 ..... Philips Arena President Bob Williams named President of the Hawks.
June 13, 2010 ..... Larry Drew named head coach.
February 1, 2010 ..... Signed Mario West for the remainder of the season.

MAJOR TRANSACTIONS: 1968 - 2020, CONT.

January 22, 2010 ... Signed Mario West to a second 10-day contract.
January 12, 2010 ... Signed Mario West to a 10-day contract.
January 5, 2010 ... Waived Othello Hunter.
October 21, 2009 ... Waived Garret Siler, Courtney Sims and Mario West.
October 20, 2009 ... Waived Juan Dixon and Mike Wilks.
October 13, 2009 ... Waived Aaron Miles and Frank Robinson.
September 25, 2009 ... Signed Juan Dixon, Othello Hunter, Aaron Miles, Frank Robinson, Garret Siler, Courtney Sims, Mario West and Mike Wilks.
September 2, 2009 ... Signed Jason Collins.
August 25, 2009 ... Signed Joe Smith.
August 7, 2009 ... Re-signed Marvin Williams.
July 20, 2009 ... Signed Jeff Teague.
July 14, 2009 ... Acquired a second-round draft pick, cash and future considerations from Houston in exchange for David Andersen.
July 13, 2009 ... Signed Mike Bibby and Zaza Pachulia to new contracts.
June 25, 2009 ... Acquired Jamal Crawford from Golden State in exchange for Acie Law IV and Speedy Claxton.
June 25, 2009 ... Selected Jeff Teague (19th overall) and Sergiy Gladyr (49th) in the 2009 NBA Draft.
October 14, 2008 ... Requested waivers on Marcus Hubbard and Frank Robinson.
October 4, 2008 ... Waived Olumide Oyedeji.
September 29, 2008 ... Signed free agent Olumide Oyedeji.
September 26, 2008 ... Signed free agents Marcus Hubbard, Frank Robinson and Mario West.
September 25, 2008 ... Exercised the contract options for 2009-10 season on Al Horford and Acie Law IV.
September 24, 2008 ... Named Mark Price Shooting Consultant and Duane Ferrell as Player Relations and Programs Manager.
August 13, 2008 ... Atlanta matches the Memphis Grizzlies offer sheet on Josh Smith, signing him to a new contract.
August 12, 2008 ... Hawks sign free agent Ronald "Flip" Murray.
August 11, 2008 ... Atlanta signs free agents Thomas Gardner and Othello Hunter.
July 30, 2008 ... Hawks sign free agent Randolph Morris.
July 29, 2008 ... Atlanta signs free agent Maurice Evans.
July 16, 2008 ... Hawks name Jim Todd and Tyrone Hill assistant coaches.
June 24, 2008 ... Atlanta signs assistant coaches Larry Drew and Bob Bender to new contracts, and announces the addition of David Pendergraft (Assistant GM/Director of Player Personnel) and Steve Rosenberry (Director of Pro Personnel/College Scouting) to the basketball operations department.
June 13, 2008 ... Hawks sign head coach Mike Woodson to a new contract.
May 28, 2008 ... Atlanta names Rick Sund as General Manager.
March 9, 2008 ... Hawks sign Jeremy Richardson for the remainder of the season.
February 28, 2008 ... Atlanta signs Jeremy Richardson to a second 10-day contract.
February 18, 2008 ... Hawks sign Jeremy Richardson to a 10-day contract.
February 16, 2008 ... Atlanta acquires Mike Bibby from Sacramento in exchange for Anthony Johnson, Tyronn Lue, Shelden Williams, Lorenzen Wright and a 2008 second round draft pick.
October 25, 2007 ... Hawks waive Antywane Robinson, Steven Smith and Jamaal Tatum.
October 1, 2007 ... Atlanta signs free agents Antywane Robinson, Steven Smith, Jamaal Tatum and Mario West.
August 22, 2007 ... Hawks name Alton Lister as an assistant coach.
August 21, 2007 ... Atlanta exercised contract options on Marvin Williams and Shelden Williams for 2008-09 season.
July 9, 2007 ... Hawks sign first-round picks Al Horford and Acie Law IV.
June 28, 2007 ... Atlanta selects Al Horford (third overall) and Acie Law IV (11th overall) in the 2007 NBA Draft.
April 19, 2007 ... Shelden Williams named NBA Eastern Conference Rookie of the Month.
February 22, 2007 ... Hawks acquire Anthony Johnson from Dallas in exchange for a 2007 2nd-round pick.
February 6, 2007 ... Atlanta signs Jeremy Richardson to a second 10-day contract.
January 27, 2007 ... Hawks sign Jeremy Richardson to a 10-day contract.
January 16, 2007 ... Atlanta signs Dijon Thompson to a second 10-day contract.
January 6, 2007 ... Hawks sign Dijon Thompson to a 10-day contract.
January 3, 2007 ... Atlanta waives Cedric Bozeman.
December 28, 2006 ... Hawks sign Slava Medvedenko.
December 23, 2006 ... Atlanta waives Matt Freije.
October 26, 2006 ... Hawks waive Andre Brown and Andreas Glyniadakis.
October 23, 2006 ... Atlanta waives Lionel Chalmers and Kaniel Dickens.
October 3, 2006 ... Promoted Gary Fitzsimmons to VP/Asst. GM, Scott Wilkinson to Asst. GM and Mike McNeive to Director of Basketball Ops.
September 29, 2006 ... Signed Cedric Bozeman, Andre Brown, Lionel Chalmers, Kaniel Dickens, Matt Freije and Andreas Glyniadakis.
August 30, 2006 ... Hawks sign Lorenzen Wright to a contract.
August 28, 2006 ... Atlanta exercises the 2007-08 contract options for Josh Smith, Josh Childress and Marvin Williams.
August 22, 2006 ... Hawks acquire a 2007 first-round pick from the Indiana Pacers, in exchange for Al Harrington and John Edwards.
July 12, 2006 ... Atlanta signs guard Speedy Claxton to a contract.
July 12, 2006 ... Atlanta signs second-round draft pick Solomon Jones to a contract.
July 10, 2006 ... Hawks sign first-round draft pick Shelden Williams to a contract.
June 30, 2006 ... Hawks exercised contract option on Royal Ivey for 2005-06 campaign, and decline Donta Smith's option.
June 29, 2006 ... Atlanta selects Shelden Williams (1st round, 5th overall) and Solomon Jones (2nd round, 33rd overall) in the 2006 NBA Draft.
April 16, 2006 ... Hawks sign Anthony Grundy for the remainder of the season.
April 6, 2006 ... Atlanta signs Anthony Grundy to a second 10-day contract.
March 27, 2006 ... Hawks sign Anthony Grundy to a 10-day contract.
March 12, 2006 ... Atlanta signs James Lang to a second 10-day contract.
March 6, 2006 ... Hawks recall Donta Smith from Arkansas of the NBA Development League.
March 2, 2006 ... Atlanta signs James Lang to a 10-day contract.
February 24, 2006 ... Hawks waive Tony Delk.
January 5, 2006 ... Atlanta waives John Thomas.
December 2, 2005 ... Hawks assign Donta Smith to the Arkansas RimRockers of the NBA Development League.
November 25, 2005 ... Atlanta claims John Thomas off waivers.
October 27, 2005 ... Hawks waive Anthony Grundy and Ajani Williams.
October 13, 2005 ... Atlanta waives Roderick Riley, Mark Strickland and Anthony Wilkins.
October 4, 2005 ... Hawks sign free agents Anthony Grundy, Roderick Riley, Mark Strickland, Anthony Wilkins and Ajani Williams.
September 12, 2005 ... Atlanta signs free agent Esteban Batista.
August 30, 2005 ... Hawks announce signing of Tyronn Lue, Salim Stoudamire and John Edwards.
August 19, 2005 ... Atlanta obtains Joe Johnson from the Phoenix Suns in exchange for Boris Diaw and two conditional first-round picks.
August 11, 2005 ... Hawks sign free agent Zaza Pachulia.
August 3, 2005 ... Atlanta signs Milwaukee's restricted free agent Zaza Pachulia to an offer sheet.
July 12, 2005 ... Hawks sign Marvin Williams to a contract.

MAJOR TRANSACTIONS: 1968 - 2020, CONT.

July 5, 2005 ... Atlanta releases Obinna Ekezie and James Thomas.
July 1, 2005 ... Hawks decline to pick up the contract option on Peja Drobnjak, making him an unrestricted free agent.
June 28, 2005 ... Atlanta selects Marvin Williams (No. 2), Salim Stoudamire (No. 31) and Cenk Akyol (No. 59) in the 2005 NBA Draft.
April 16, 2005 ... Hawks place James Thomas (back spasms) on the injured list, and activate Kevin Willis.
April 9, 2005 ... Atlanta places Obinna Ekezie (strained left shoulder) on the IL, and signs James Thomas for the remainder of the season.
April 7, 2005 ... Hawks place Al Harrington (right knee tendinitis) on the IL, and activate Michael Stewart.
March 14, 2005 ... Hawks place Michael Stewart (low back spasms) on the IL, and activate Tony Delk.
March 8, 2005 ... Atlanta places Kevin Willis (lower back strain) on the IL, and activates Donta Smith.
March 5, 2005 ... Hawks acitvate Kevin Willis from the IL.
March 1, 2005 ... Atlanta waives Gary Payton.
February 24, 2005 ... Atlanta acquires a 2005 or future first-round pick, Gary Payton, Tom Gugliotta and Michael Stewart from the Boston Celtics in exchange for Antoine Walker ... Atlanta waives Kenny Anderson and Chris Crawford ... Atlanta places Tony Delk (left hand contusion) and Donta Smith (left knee tendinitis) on the injured list.
February 22, 2005 ... Hawks place Kevin Willis (lower back strain) on the IL, and activate Al Harrington.
February 12, 2005 ... Hawks place Kenny Anderson (left hamstring strain) on the IL, and activate Josh Smith.
February 7, 2005 ... Hawks place Al Harrington (right knee tendinitis) on the IL, and activate Kenny Anderson.
February 2, 2005 ... Atlanta places Josh Smith (sprained right ankle) on the IL, and activates Donta Smith.
January 31, 2005 ... Hawks sign Obinna Ekezie for the remainder of the season.
January 29, 2005 ... Atlanta places Kenny Anderson (left calf strain) on the IL, and activates Royal Ivey.
January 24, 2005 ... Hawks place Donta Smith (left knee tendinitis) on the IL, and activate Kevin Willis.
January 20, 2005 ... Hawks sign Obinna Ekezie to a second 10-day contract.
January 19, 2005 ... Hawks place Royal Ivey (right knee tendinitis) on the IL, and activate Tony Delk.
January 10, 2005 ... Atlanta places Kevin Willis (strained lower back) on the IL, and signs Obinna Ekezie to a 10-day contract.
January 6, 2005 ... Atlanta places Tony Delk (left hand contusion/sprain) on the IL, and activates Donta Smith.
December 23, 2004 ... Atlanta acquires Tyronn Lue from the Houston Rockets in exchange for Jon Barry.
December 14, 2004 ... Atlanta waives Jelani McCoy, and activates Royal Ivey from the IL.
November 30, 2004 ... Hawks place Donta Smith (lower back strain) on the IL, and activate Kevin Willis.
November 26, 2004 ... Hawks place Royal Ivey (sprained right medial collateral ligament) on the IL, and activate Donta Smith.
November 19, 2004 ... Atlanta places Kevin Willis (strained right shoulder) on the IL, and activates Tony Delk.
November 8, 2004 ... Hawks waive Anthony Miller and sign Jelani McCoy.
November 1, 2004 ... Hawks place Chris Crawford (torn ACL, right knee), Tony Delk (sore right knee) and Donta Smith (lower back strain) on the IL.
October 28, 2004 ... Hawks waive Lonny Baxter and Donnell Harvey.
October 22, 2004 ... Atlanta signs Donnell Harvey, and waives Reggie Butler, Jeff Myers and Saddi Washington.
October 6, 2004 ... Atlanta extends the contract of Executive VP and General Manager Billy Knight.
October 5, 2004 ... Hawks sign Anthony Miller.
October 4, 2004 ... Atlanta signs Saddi Washington, Reggie Butler, Jeff Myers and Lonny Baxter.
September 22, 2004 ... Atlanta signs Kevin Willis.
September 16, 2004 ... Hawks sign Kenny Anderson and Jon Barry.
August 24, 2004 ... Hawks name Larry Drew, Herb Brown, Bob Bender, Greg Ballard and David Fizdale assistant coaches.
August 16, 2004 ... Hawks acquire Predrag Drobnjak from Charlotte for a 2005 second-round pick.
August 4, 2004 ... Atlanta acquires Antoine Walker and Tony Delk from Dallas in exchange for Jason Terry, Alan Henderson and a future first-round pick.
July 15, 2004 ... Hawks acquire Al Harrington from the Indiana Pacers in exchange for Stephen Jackson (sign-and-trade).
July 12, 2004 ... Atlanta signs first-round picks Josh Childress and Josh Smith.
July 8, 2004 ... Hawks name Mike Woodson as head coach.
June 24, 2004 ... Hawks select Josh Childress (No. 6), Josh Smith (No. 17), Donta Smith (No. 34), Royal Ivey (No. 37) and Viktor Sanikidze (No. 42) in the 2004 NBA Draft ... Hawks trade Sanikidze to the San Antonio Spurs for a 2005 second-round pick, and cash considerations.
May 7, 2004 ... Hawks dismiss Terry Stotts from head coaching position.
March 31, 2004 ... The Hawks and Philips Arena operating rights are sold to a group of businessmen led by Bruce Levenson and Michael Gearon. Additionally, Bernie Mullin is named President and Chief Executive Officer, Bill Duffy is named Executive Vice President and Chief Financial Officer and Ailey Penningroth is named Vice President of Strategic Planning/Special Assistant to the President & CEO ... Additionally, Dominique Wilkins is named Vice President/Basketball.
March 28, 2004 ... Atlanta signs Jason Collier for the remainder of the season.
March 18, 2004 ... Hawks sign Michael Bradley for the remainder of the season, and sign Jason Collier to a second 10-day contract.
March 15, 2004 ... Atlanta waives forward Chris Mills, places center Joel Przybilla on the injured list, and signs center Mamadou N'diaye for the rest of the season.
March 12, 2004 ... Hawks announce that a group of businessmen led by Bruce Levenson and Michael Gearon have received NBA approval for transfer of the Hawks' operations.
March 9, 2004 ... Atlanta signs forward Josh Davis to a 10-day contract.
March 8, 2004 ... Hawks sign forward Jason Collier to a 10-day contract.
March 1, 2004 ... Atlanta places forward Chris Mills on the injured list, and activates guard/forward Travis Hansen.
February 28, 2004 ... Hawks sign center Mamadou N'diaye to a second 10-day contract.
February 27, 2004 ... Atlanta signs forward/center Hiram Fuller to a 10-day contract.
February 25, 2004 ... Hawks request waivers on guard Dion Glover.
February 19, 2004 ... Atlanta obtains a first-round pick (owed to Detroit from Milwaukee), guard Bob Sura and center Zeljko Rebraca from the Detroit Pistons, as well as forward Chris Mills from the Boston Celtics, with forward Rasheed Wallace going to the Pistons in exchange. As part of the three-team deal, Chucky Atkins, Lindsey Hunter, a first-round pick and cash compensation go from Detroit to Boston in exchange for Mike James.
February 19, 2004 ... Hawks request waivers on Terrell Brandon, and place Travis Hansen and Alan Henderson on the injured list.
February 18, 2004 ... Hawks request waivers on Michael Doleac, and sign center Mamadou N'diaye to a 10-day contract.
February 15, 2004 ... Atlanta acquires Michael Doleac (from the Knicks) and Joel Przybilla (from the Bucks), along with a 2005 second-round draft choice (from the Knicks), in exchange for Nazr Mohammed (to the Knicks) ... In addition, Keith Van Horn goes from New York to Milwaukee, while Tim Thomas goes from the Bucks to the Knicks.
February 9, 2004 ... Hawks obtain Rasheed Wallace and Wesley Person from Portland in exchange for Shareef Abdur-Rahim, Theo Ratliff and Dan Dickau.
December 29, 2003 ... Atlanta requests waivers on forward Lee Nailon, and activates forward Alan Henderson from the injured list.
November 17, 2003 ... Hawks, Braves and Thrashers president Stan Kasten announces his resignation.
November 8, 2003 ... Hawks place Alan Henderson on the injured list, and activate Dan Dickau.
October 27, 2003 ... Hawks place guards Terrell Brandon and Dan Dickau and forward/center Obinna Ekezie on the injured list.
October 27, 2003 ... Atlanta requests waivers on Randy Holcomb.
October 23, 2003 ... Hawks requests waivers on Jerry Holman and "Smush" Parker.
October 17, 2003 ... Hawks request waivers on guard Tierre Brown.
October 3, 2003 ... Atlanta signs free agent forward Stephen Jackson.
September 29, 2003 ... Hawks head coach Terry Stotts names Larry Smith, Jim Boylan, Armond Hill and Mike McNeive as his assistant coaches.
September 26, 2003 ... Hawks sign guard Dion Glover to a contract.

MAJOR TRANSACTIONS: 1968 - 2020, CONT.

September 25, 2003 ..... Atlanta annouces the re-signing of guard Jason Terry to a contract.
September 16, 2003 ..... Hawks announce that Turner Broadcasting System, Inc. (TBS, Inc.) and a group of businessmen led by Bruce Levenson and Michael Gearon have signed a binding agreement for transfer of ownership of the Hawks.
September 11, 2003 ..... Hawks receive notification that guard Jason Terry has signed an offer sheet with the Utah Jazz.
September 4, 2003 ..... Atlanta signs free agent guard Jacque Vaughn.
August 11, 2003 ..... Hawks name Billy Knight as General Manager and Terry Stotts as Head Coach.
August 6, 2003 ..... Hawks assistant coach Alex English accepts an assistant coaching position with the Philadelphia 76ers.
July 23, 2003 ..... Atlanta acquires the contract and services of guard Terrell Brandon from the Timberwolves, and Randy Holcomb from the Philadelphia 76ers, along with a 2007 first-round pick, in exchange for sending forward Glenn Robinson and a 2006 second-round pick to the Sixers, as part of a four-team deal which includes New York and Minnesota.
July 10, 2003 ..... Hawks sign draft picks Boris Diaw and Travis Hansen to contracts.
June 26, 2003 ..... Atlanta selects guard/forward Boris Diaw in the first round (21st overall) and guard Travis Hansen in the second round (37th overall) of the 2003 NBA Draft.
June 26, 2003 ..... Hawks extend qualifying offer to restriced free agent Jason Terry.
May 29, 2003 ..... Hawks assistant coach Steve Henson accepts a position as assistant coach at University of South Florida.

May 1, 2003 ..... Turner Broadcasting enters letter of intent with David McDavid, providing an exclusive negotiating period for the possible purchase of the Atlanta Hawks, Atlanta Thrashers and the operating rights to Philips Arena.
April 14, 2003 ..... Hawks sign Mikki Moore for the remainder of the season.
April 3, 2003 ..... Atlanta signs Mikki Moore to a second 10-day contract.
April 2, 2003 ..... Hawks relieve VP/GM Pete Babcock of his duties.
March 24, 2003 ..... Atlanta signs Mikki Moore to a 10-day contract.
March 4, 2003 ..... Hawks sign Brandon Williams to a second 10-day contract.
February 21, 2003 ..... Jermaine Jackson signed for the remainder of the season, and Brandon Williams signed to a 10-day contract.
February 10, 2003 ..... Atlanta signs Jermaine Jackson to a second 10-day contract.
February 2, 2003 ..... Hawks sign Corey Benjamin to his second 10-day contract.
January 30, 2003 ..... Atlanta signs Jermaine Jackson to a 10-day contract.
January 24, 2003 ..... Hawks place Ira Newble on the injured list and activate Chris Crawford.
January 22, 2003 ..... Atlanta signs Corey Benjamin to a 10-day contract.
January 20, 2003 ..... Mike Wilks is signed to a second 10-day contract.
January 9, 2003 ..... Hawks place Chris Crawford on the injured list, and sign Mike Wilks and Paul Shirley to 10-day contracts.
January 7, 2003 ..... Atlanta requests waivers on guard Mike Wilks.
January 3, 2003 ..... Hawks waive Matt Maloney and activate Dan Dickau from the injured list.
December 26, 2002 ..... Atlanta relieves head coach Lon Kruger and assistant coach Gar Heard of their duties. Terry Stotts is named head coach, while Alex English is promoted from Director of Player Development to assistant coach, and Steve Henson remains as assistant coach.
December 24, 2002 ..... Hawks sign guard Mike Wilks.
December 23, 2002 ..... Guard Emanual Davis is placed on the injured list.
December 10, 2002 ..... Atlanta waives center Amal McCaskill and activated center Nazr Mohammed.
November 21, 2002 ..... Hawks place Dan Dickau on the injured list and signed Matt Maloney.
November 9, 2002 ..... Atlanta releases Antonio Harvey and activated Chris Crawford from the injured list.
October 31, 2002 ..... Nazr Mohammed placed on the injured list, and signed Amal McCaskill.
October 28, 2002 ..... Hawks place Chris Crawford and DerMarr Johnson on the injured list.
October 24, 2002 ..... Altlanta releases Maurice Carter, Rod Grizzard and Paul Shirley from the training camp roster.
October 18, 2002 ..... Hawks release Fred House and George Williams from the training camp roster.
October 11, 2002 ..... Atlanta releases Mario Bennett from the training camp roster.
September 11, 2002 ..... Hawks re-sign forward Ira Newble.
September 5, 2002 ..... Atlanta names Harold Ellis as an advance scout.
August 20, 2002 ..... Hawks name Terry Stotts and Steve Henson as assistant coaches, Alex English as Director of Player Development, and Dominique Wilkins as Player Development Assistant.
August 2, 2002 ..... Atlanta acquires forward Glenn Robinson from the Milwaukee Bucks in exchange for Toni Kukoc, Leon Smith and a first round draft pick in 2003.
July 11, 2002 ..... Hawks sign rookie point guard Dan Dickau.
June 26, 2002 ..... Atlanta acquires the draft rights to Dan Dickau from the Sacramento Kings in exchange for a future first-round draft pick ... Atlanta selects David Andersen in the second round (37th overall) ... The Hawks trade Efthimios Rentzias to Philadelphia for two future second-round picks.
May 17, 2002 ..... Hawks announce the promotion of Chris Grant to Director of Scouting.
May 15, 2002 ..... Billy Knight named to newly created position of Director of Basketball Operations.
March 6, 2002 ..... Atlanta granted an injury exception for Dion Glover, and sign Leon Smith for the remainder of the season.
February 17, 2002 ..... Hawks place Theo Ratliff (right hip sprain) on the injured list and activate Toni Kukoc.
February 15, 2002 ..... Atlanta activates Alan Henderson from the injured list.
February 11, 2002 ..... Ira Newble signed for the remainder of the season.
February 1, 2002 ..... Hawks sign Ira Newble to a second 10-day contract.
January 29, 2002 ..... Atlanta signs Mark Strickland for the remainder of the season.
January 24, 2002 ..... Leon Smith signed to a second 10-day contract.
January 22, 2002 ..... The NBA suspends Shareef Abdur-Rahim and Jason Terry for three games and one game respectively for their roles in an altercation during the fourth quarter of the Jan. 21 game against Houston ... Hawks place Emanual Davis on the injured list and sign Ira Newble to a 10-day contract.
January 19, 2002 ..... Atlanta signs Mark Strickland to a second 10-day contract.
January 14, 2002 ..... Hawks sign Leon Smith to a 10-day contract.
January 10, 2002 ..... Atlanta activates Theo Ratliff from the injured list and places Toni Kukoc (fractured right wrist) on the injured list.
January 9, 2002 ..... Chris Crawford (torn ACL, left knee) is placed on the injured list and Mark Strickland is signed to a 10-day contract.
January 7, 2002 ..... Hawks request waivers on Mark Strickland and Reggie Slater ... Chris Crawford is activated from the injured list.
December 13, 2001 ..... Atlanta signs Reggie Slater.
November 18, 2001 ..... Dickey Simpkins is waived.
November 14, 2001 ..... Hawks sign Dickey Simpkins.
November 13, 2001 ..... Atlanta signs forward Mark Strickland ... Hawks activate Shareef Abdur-Rahim from the injured list, and in a separate transaction, places forward Chris Crawford (torn ACL, left knee) on the injured list.
November 10, 2001 ..... Toni Kukoc is activated from the injured list and Shareef Abdur-Rahim (left knee contusion) is placed on the injured list.
November 6, 2001 ..... Hawks place Toni Kukoc (strained left quadricep muscle) is placed on the injured list.
November 5, 2001 ..... Atlanta places Theo Ratliff (right hip flexor and slight groin pull) on the injured list.
October 29, 2001 ..... Alan Henderson (inflammation, right knee) is placed on the injured list.
October 26, 2001 ..... Hawks exercise their option on fourth-year contracts of Jason Terry and Dion Glover.
October 24, 2001 ..... Atlanta requests waivers on Ira Newble, Ivano Newbill and Scoonie Penn.
October 9, 2001 ..... Hawks release Juan "Pepe" Sanchez.
October 2, 2001 ..... Free agents Ivano Newbill, Ira Newble, Scoonie Penn and Juan "Pepe" Sanchez signed.
July 30, 2001 ..... Atlanta signs free agent guard Jacque Vaughn.
July 27, 2001 ..... Free agent guard Emanual Davis signs with Atlanta.

MAJOR TRANSACTIONS: 1968 - 2020, CONT.

July 19, 2001 ..... Hawks agree to terms with free agent center Nazr Mohammed.
June 27, 2001 ..... Atlanta drafts Maryland's Terence Morris with the 34th overall pick in the 2001 NBA Draft, and trades his rights to the Houston Rockets for a future first round pick.
June 27, 2001 ..... Hawks draft Iowa State's Jamaal Tinsley with the 27th overall pick in the 2001 NBA Draft, and trade his rights to the Indiana Pacers for a future first round pick.
June 27, 2001 ..... Hawks reach an agreement in principle to acquire Shareef Abdur-Rahim and the 27th overall pick in the 2001 NBA Draft from the Vancouver Grizzlies in exchange for Brevin Knight, Lorenzen Wright and Pau Gasol, the third overall pick in the 2001 NBA Draft.
March 19, 2001 ..... Atlanta activates Lorenzen Wright from the injured list.
March 12, 2001 ..... Pepe Sanchez is waived and Matt Maloney is activated from the injured list.
March 10, 2001 ..... Hawks place Lorenzen Wright (sprained right thumb) on the injured list.
February 23, 2001 ..... Theo Ratliff (stress fracture, right wrist) is placed on injured list and Hanno Mottola is activated.
February 22, 2001 ..... Atlanta releases Ira Bowman and Larry Robinson from 10-day contracts, and acquires Theo Ratliff, Toni Kukoc, Nazr Mohammed and Pepe Sanchez from the Philadelphia 76ers in exchange for Dikembe Mutombo and Roshown McLeod.
February 16, 2001 ..... Roshown McLeod is placed on the injured list and Ira Bowman is signed to a 10-day contract.
February 14, 2001 ..... Hawks place Matt Maloney (strained right hand) on the injured list.
February 13, 2001 ..... Atlanta places Hanno Mottola (sprained left elbow) on the injured list.
February 5, 2001 ..... Tony Smith is not offered a second 10-day contract and Matt Maloney is activated.
February 2, 2001 ..... Brevin Knight is activated from the injured list.
January 26, 2001 ..... Hawks place Brevin Knight (strained right groin) on the injured list.
January 25, 2001 ..... Sean Colson is waived and Tony Smith is signed to a 10-day contract.
January 18, 2001 ..... Hawks sign Sean Colson to a 10-day contract.
January 17, 2001 ..... Atlanta places Matt Maloney (strained right hand) on the injured list.
January 13, 2001 ..... Atlanta waives Andy Panko, and activates Chris Crawford from the injured list.
January 6, 2001 ..... Alan Henderson is activated from the injured list.
January 5, 2001 ..... Andy Panko is signed to a 10-day contract.
January 2, 2001 ..... Hawks acquire Brevin Knight from the Cleveland Cavaliers in exchange for Jim Jackson, Anthony Johnson and Larry Robinson.
December 26, 2000 ..... Atlanta activates Jim Jackson from the injured list.
December 19, 2000 ..... Alan Henderson (sprained left shoulder) is placed on the injured list.
December 15, 2000 ..... Atlanta places Jim Jackson (sprained right knee) on the injured list and activates Roshown McLeod.
December 12, 2000 ..... Hawks place Chris Crawford (sprained left ankle and sore right big toe) on the injured list.
November 28, 2000 ..... Dion Glover activated from injured list.
November 24, 2000 ..... Jim Jackson (sprained medial collateral ligament, right knee) is placed on the injured list.
November 14, 2000 ..... Atlanta places Roshown McLeod on the injured list and Cal Bowdler is activated.
November 8, 2000 ..... Hawks waive Anthony "Pig" Miller, and activate Dikembe Mutombo from the injured list.
October 30, 2000 ..... Cal Bowdler (sprained medial collateral ligament, right knee), Dion Glover (stress fracture, left foot) and Dikembe Mutombo (mild case of malaria) are placed on the injured list, and Roshown McLeod's contract is extended to a fourth year (for the 2001-02 season).
October 28, 2000 ..... Dan Cross, Stephen Howard and Rick Hughes are waived.
October 26, 2000 ..... Free agent Chris Carrawell signs, and is waived.
October 25, 2000 ..... Atlanta signs free agent Stephen Howard.
October 22, 2000 ..... Hawks sign free agents Dan Cross and Rick Hughes.
October 2, 2000 ..... Atlanta signs free agents Pete Chilcutt, Anthony "Pig" Miller, Matt Maloney, Michael Hawkins, Larry Robinson and Jason Sasser to contracts.
August 24, 2000 ..... Hawks name Wally Blase as Athletic Trainer and Tom Smith as assistant trainer/equipment manager.
August 18, 2000 ..... Atlanta signs free agent guard Anthony Johnson to a contract, marking his second tour of duty with the Hawks.
July 26, 2000 ..... Hawks sign second round pick Hanno Möttölä to a contract.
July 14, 2000 ..... Atlanta signs first round pick DerMarr Johnson to a contract.
July 10, 2000 ..... Hawks name Gar Heard as an assistant coach, joining the staff of Lon Kruger.
June 28, 2000 ..... Atlanta selects DerMarr Johnson (sixth overall), Hanno Möttölä (40th overall) and Scoonie Penn (56th overall) in NBA Draft 2000.
June 8, 2000 ..... Hawks name Rick Mahorn and Eric Musselman as assistant coaches to Lon Kruger's staff.
May 25, 2000 ..... Atlanta names former Illinois head coach Lon Kruger as the eighth full-time head coach in Atlanta Hawks history.
April 24, 2000 ..... Head coach Lenny Wilkens elects to resign his position.
March 27, 2000 ..... Hawks sign Drew Barry for the remainder of the season.
March 17, 2000 ..... Atlanta places Isaiah Rider on waivers.
February 25, 2000 ..... Hawks activate Dion Glover from the injured list.
February 24, 2000 ..... Atlanta trades Anthony Johnson to the Orlando Magic in exchange for a future second-round pick.
February 13, 2000 ..... Hawks center Dikembe Mutombo plays in the All-Star game for the sixth time in his career.
January 28, 2000 ..... Hawks place Dion Glover on the injured list and activate Roshown McLeod.
December 30, 1999 ..... Isaiah Rider suspended by the Hawks for one game.
December 22, 1999 ..... Atlanta requests waivers on Brandon Williams and activates LaPhonso Ellis from the injured list.
December 15, 1999 ..... Hawks sign Brandon Williams to a contract.
December 8, 1999 ..... Atlanta places Roshown McLeod (strained hamstring) on the injured list.
November 15, 1999 ..... Hawks suspend Isaiah Rider (violation of team rules) for one game.
November 4, 1999 ..... Atlanta plays their first game ever at Philips Arena, a 119-109 loss to the Milwaukee Bucks.
November 1, 1999 ..... LaPhonso Ellis is placed on the injured list (strained calf).
October 18, 1999 ..... Atlanta requests waivers on Raja Bell, Terik Brown, Tom Wideman and Kevin Jobity.
August 17, 1999 ..... Hawks request waivers on Tyrone Corbin and Duane Ferrell.
August 8, 1999 ..... Atlanta acquires Lorenzen Wright from the Los Angeles Clippers in exchange for two first round draft picks.
August 2, 1999 ..... Hawks acquire guards Isaiah "J.R." Rider and Jim Jackson from the Portland Trail Blazers in exchange for guards Steve Smith and Ed Gray.
July 15, 1999 ..... Hawks sign first round pick Dion Glover to a multi-year contract.
July 14, 1999 ..... Atlanta signs first round picks Jason Terry and Cal Bowdler to multi-year contracts.
June 30, 1999 ..... The Hawks select Arizona's Jason Terry with the 10th overall pick in the 1999 NBA Draft. Cal Bowdler (17th overall), Dion Glover (20th overall), Jumaine Jones (27th overall) and Roberto Bergersen (52nd overall) round out the team's draft picks. Jones (to Philadelphia for a future first round draft pick) and Bergerson (to Portland for cash considerations) are traded on draft night.
June 29, 1999 ..... The Hawks trade guard Mookie Blaylock, along with the 21st pick in the 1999 NBA Draft, to the Golden State Warriors in exchange for guard Vernell "Bimbo" Coles, forward Duane Ferrell and the 10th overall selection.
April 16, 1999 ..... Atlanta activates Steve Smith from the injured list.
April 8, 1999 ..... Hawks sign Jeff Sheppard for the remainder of the season.
April 5, 1999 ..... Atlanta announces the hiring of former Hawks player Jim Washington as Director of Community Affairs.
April 2, 1999 ..... Atlanta places Steve Smith on the injured list.
March 29, 1999 ..... Jeff Sheppard is signed to a second 10-day contract.
March 19, 1999 ..... Hawks sign Jeff Sheppard to a 10-day contract.
March 14, 1999 ..... LaPhonso Ellis is placed on the injured list.
March 4, 1999 ..... Hawks release Jeff Sheppard and activate Steve Smith from the injured list.
February 22, 1999 ..... Atlanta places Steve Smith on the injured list and re-signs Jeff Sheppard.

MAJOR TRANSACTIONS: 1968 - 2020, CONT.

February 19, 1999 ..... Hawks release Scot Pollard and Shammond Williams.
February 13, 1999 ..... Scot Pollard is activated from the injured list.
February 12, 1999 ..... Atlanta releases Jeff Sheppard.
February 4, 1999 ..... Hawks place Scot Pollard on the injured list.
February 2, 1999 ..... Atlanta releases Kebu Stewart.
February 1, 1999 ..... Hawks sign Grant Long to a contract and request waivers on Bakari Hendrix.
January 30, 1999 ..... Atlanta signs free-agent forward LaPhonso Ellis to a multi-year contract.
January 25, 1999 ..... Hawks release Mitch Henderson, Brian Oliver and Jason Lawson.
January 21, 1999 ..... The Hawks sign free agent guard Anthony Johnson and free agent center Mark West, while reaching agreements with draft picks Roshown McLeod and Shammond Williams.
January 7, 1999 ..... NBA owners ratify collective bargaining agreement, assuring a 1998-99 season.
October 2, 1998 ..... Lenny Wilkens is enshrined into the Naismith Memorial Basketball Hall of Fame as a coach, joining John Wooden as the only people to be inducted twice (once as player, once as coach).
June 24, 1998 ..... The Hawks select Roshown McLeod (20th pick overall) and Cory Carr (49th overall) in the 1998 NBA Draft. Atlanta then trades the draft rights to Carr, along with two future second round draft picks, to Chicago for the rights to Shammond Williams (34th selection overall).
March 10, 1998 ..... Eldridge Recasner is activated from the injured list.
February 27, 1998 ..... Brian Oliver is re-signed to a second 10-day contract.
February 17, 1998 ..... Hawks sign Brian Oliver to a 10-day contract.
February 16, 1998 ..... Lloyd Daniels is released.
February 13, 1998 ..... Hawks sign Lloyd Daniels to a 10-day contract.
February 11, 1998 ..... Drew Barry is signed for the remainder of the season.
January 30, 1998 ..... Hawks sign Drew Barry to a second 10-day contract.
January 27, 1998 ..... Dikembe Mutombo is selected (by fan vote) as the starting center for the Eastern Conference All-Star team, while Steve Smith is added as a reserve by the Eastern Conference coaches.
January 26, 1998 ..... Ed Gray is removed from the suspended list, but remains on the injured list.
January 20, 1998 ..... Hawks activate Mookie Blaylock from the injured list, opt not to sign Randy Livingston to a second 10-day contract and sign Drew Barry to a 10-day contract.
January 19, 1998 ..... Ed Gray is placed on the suspended list (violation of team policies).
January 10, 1998 ..... Hawks sign Randy Livingston to a 10-day contract.
January 9, 1998 ..... Mookie Blaylock and Ed Gray are placed on the injured list.
December 19, 1997 ..... Hawks request waivers on Randy Livingston and activate "Pig" Miller from the injured list.
December 9, 1997 ..... Anthony "Pig" Miller is placed on the injured list and Randy Livingston in signed.
November 20, 1997 ..... Hawks request waivers on Randy Livingston and activate Eldridge Recasner.
November 7, 1997 ..... Hawks requested waivers on Donald Whiteside and signed Randy Livingston.
October 30, 1997 ..... Eldridge Recasner is placed on the injured list and request waivers on Ken Norman.
October 28, 1997 ..... Hawks release Matt Steigenga.
October 19, 1997 ..... Drew Barry and Walter Bond are released.
October 9, 1997 ..... Turner Sports and Entertainment Development, Inc. unveils design of the new downtown facility to serve as home of the Hawks and the NHL expansion Thrashers, scheduled to open in September, 1999.
October 8, 1997 ..... Hawks release David Crouse, Chris King and Jared Prickett.
September 29, 1997 ..... Hawks trade Priest Lauderdale to the Denver Nuggets in exchange for Efthimios Rentzias and a second-round selection in 2000.
September 12, 1997 ..... Hawks re-sign free agent Eldridge Recasner to a contract.
August 29, 1997 ..... Hawks Athletic Trainer Joe O'Toole announces his retirement, effective October 1. Strength and Conditioning Coach Chris Tucker is named as his replacement.
August 29, 1997 ..... Mookie Blaylock signs a four-year contract extension, effective after the 1997-98 season.
August 27, 1997 ..... Head Coach Lenny Wilkens is signed to a four-year contract extension, taking him through 2001-02 season.
July 8, 1997 ..... Announced the hiring of Phil Hubbard as an assistant coach, replacing Bill Hanzlik, who was named head coach of the Denver Nuggets.
June 25, 1997 ..... Atlanta selects Ed Gray (1st Round, 22nd overall), along with Alain Digbeu (2nd Round, 50th overall) and Chris Crawford (2nd Round, 51st overall) in the 1997 NBA Draft.
March 25, 1997 ..... Hawks sign Darrin Hancock for the remainder of the season.
March 15, 1997 ..... Darrin Hancock is signed to a second 10-day contract.
March 5, 1997 ..... Signed Darrin Hancock to a 10-day contract.
March 4, 1997 ..... Atlanta released Donnie Boyce.
February 24, 1997 ..... Hawks placed Ken Norman on the injured list and activated Tyrone Corbin.
February 15, 1997 ..... Placed Tyrone Corbin on the injured list and activated Alan Henderson.
February 5, 1997 ..... Christian Laettner and Dikembe Mutombo are named as reserves to the 1997 Eastern Conference All-Star Team. Mutombo started the game, replacing injured starter Patrick Ewing.
January 7, 1997 ..... Requested waivers on Darrin Hancock and Willie Burton and activated Tyrone Corbin.
January 2, 1997 ..... Atlanta signs Darrin Hancock to a contract.
December 31, 1996 ..... Hawks placed Willie Burton on the injured list.
December 20, 1996 ..... Atlanta signs Henry James to a contract.
December 19, 1996 ..... Placed Tyrone Corbin on the injured list.
December 2, 1996 ..... Activated Priest Lauderdale from the injured list.
November 26, 1996 ..... Hawks release Derrick Alston.
November 18, 1996 ..... Released Anthony "Pig" Miller and activated Ken Norman from the injured list.
November 14, 1996 ..... Atlanta signs Anthony "Pig" Miller to a contract.
November 13, 1996 ..... Hawks place Priest Lauderdale on the injured list and sign Derrick Alston to a contract.
November 12, 1996 ..... Atlanta places Alan Henderson on the injured list.
November 4, 1996 ..... Placed Ken Norman on the injured list and signed Willie Burton to a contract.
October 29, 1996 ..... Zarko Paspalj is released.
October 28, 1996 ..... Atlanta requests waivers on Willie Burton, Melvin Booker and Horacio Llamas.
October 2, 1996 ..... Sign Zarko Paspalj, Melvin Booker, Pat Durham and Ivano Newbill to contracts.
September 27, 1996 ..... Sign free agent Eldridge Recasner to a contract.
September 12, 1996 ..... Atlanta signs free agents Tyrone Corbin and Willie Burton to contracts.
September 9, 1996 ..... Hawks sign first round pick Priest Lauderdale to a three-year contract.
September 5, 1996 ..... Atlanta announces that the club has hired Stan Albeck as an assistant coach/scout, replacing Jack Nolan, who took a position as an assistant coach with the Dallas Mavericks.
August 13, 1996 ..... Hawks sign Jon Barry to a one-year contract.
August 9, 1996 ..... Atlanta signs Horacio Llamas to a contract.
August 5, 1996 ..... Hawks re-sign Donnie Boyce to a one-year contract.
July 23, 1996 ..... Atlanta re-signs Steve Smith to a seven-year contract.
June 25, 1996 ..... Atlanta waives Donnie Boyce and Blair Rasmussen, while renouncing veteran free agents Craig Ehlo, Matt Bullard and Reggie Jordan.
July 15, 1996 ..... Atlanta reaches agreement on a multi-year contract with center Dikembe Mutombo and trades Stacey Augmon and Grant Long to the Detroit Pistons in exchange for two first round and two second round draft picks.
June 28, 1996 ..... Hawks elect not to exercise the option on Craig Ehlo's contract, making him a free agent.
June 26, 1996 ..... Hawks draft center Priest Lauderdale with the 28th overall pick in the 1996 NBA Draft.

MAJOR TRANSACTIONS: 1968 - 2020, CONT.

June 25, 1996 ..... Atlanta trades the 45th and 47th overall picks in the 1996 NBA Draft to the Seattle Sonics in exchange for the 28th overall selection (second to last pick of the first round).
June 12, 1996 ..... The New York Knicks notify the Hawks that they will exercise their option and take Atlanta's first-round pick (19th overall) in the 1996 NBA Draft.
March 26, 1996 ..... Hawks sign Reggie Jordan for the remainder of the season.
March 16, 1996 ..... Atlanta signs Reggie Jordan to a second 10-day contract.
March 9, 1996 ..... Hawks release Todd Mundt and activate Donnie Boyce from the injured list.
March 6, 1996 ..... Atlanta signs Reggie Jordan to a 10-day contract.
March 1, 1996 ..... Hawks release Howard Nathan.
February 22, 1996 ..... Atlanta obtains Christian Laettner and Sean Rooks from the Minnesota Timberwolves in exchange for Andrew Lang and Spud Webb and signs Howard Nathan to a 10-day contract.
February 5, 1996 ..... Hawks release Ronnie Grandison.
January 26, 1996 ..... Atlanta signs Ronnie Grandison to a second 10-day contract.
January 16, 1996 ..... Hawks sign Ronnie Grandison to a 10-day contract.
January 5, 1996 ..... Atlanta releases Tim Kempton.
December 14, 1995 ..... Hawks release Howard Nathan and sign Tim Kempton.
October 30, 1995 ..... Atlanta releases Troy Brown, Cuonzo Martin and Gaylon Nickerson.
October 15, 1995 ..... Hawks release Alex Blackwell.
October 5, 1995 ..... Atlanta signs Stacey Augmon to a five-year contract and second round pick Troy Brown. The Hawks also sign free agents Howard Nathan, Todd Mundt, Matt Bullard and Alex Blackwell prior to the start of training camp.
October 1, 1995 ..... Hawks sign second round pick Donnie Boyce to a two-year contract.
September 25, 1995 ..... Atlanta signs first round pick Alan Henderson to a three-year contract and second-round pick Cuonzo Martin to a one-year deal.
July 1, 1995 ..... Greg Anderson, Jon Koncak, Jim Les and Ennis Whatley become unrestricted free agents, and Stacey Augmon becomes a restricted free agent.
June 29, 1995 ..... Atlanta acquires Anthony "Spud" Webb from the Sacramento Kings in exchange for Tyrone Corbin.
June 28, 1995 ..... The Hawks select Alan Henderson (16th overall), Donnie Boyce (42nd overall), Troy Brown (45th overall) and Cuonzo Martin (57th overall) in the 1995 NBA Draft.
June 27, 1995 ..... Atlanta names Jerry Powell as an assistant coach.
June 23, 1995 ..... Hawks unveil new logo and uniforms for the 1995-96 season.
June 19, 1995 ..... Hawks assistant coach Brian Winters is named first coach of the expansion Vancouver Grizzlies.
June 14, 1995 ..... Atlanta informs the Miami Heat of the Hawks' intention of keeping their number one draft selection (16th overall) for the 1995 NBA Draft and as a result, Miami receives Atlanta's number one selection in the 1996 draft.
April 24, 1995 ..... Lenny Wilkens is named head coach of the 1996 US Olympic Team.
March 23, 1995 ..... Activated Craig Ehlo off the injured list and released Morlon Wiley.
March 21, 1995 ..... Sign Ennis Whatley for the remainder of the season.
March 14, 1995 ..... Sign Morlon Wiley to a second 10-day contract.
March 11, 1995 ..... Sign Ennis Whatley to a second 10-day contract.
March 4, 1995 ..... Placed Jim Les on the injured list and signed Morlon Wiley to a 10-day contract.
March 1, 1995 ..... Sign Ennis Whatley to a 10-day contract.
February 24, 1995 ..... Place Craig Ehlo on the injured list.
January 6, 1995 ..... Lenny Wilkens becomes the winningest coach in NBA history with a 112-90 victory over Washington. He earns victory #939, surpassing Red Auerbach.
December 15, 1994 ..... Sign Greg Anderson and release Sergei Bazarevich.
November 29, 1994 ..... Activate Craig Ehlo from the injured list and release Fred Vinson.
November 7, 1994 ..... Acquire Steve Smith, Grant Long and a future second round draft pick from the Miami Heat in exchange for Kevin Willis and a future first round selection.
November 3, 1994 ..... Place Craig Ehlo on the injured list.
September 16, 1994 ..... Atlanta acquires Tyrone Corbin along with a 1995 second-round draft pick from the Utah Jazz in exchange for Adam Keefe.
September 14, 1994 ..... Hawks re-sign free agent Craig Ehlo to a two-year contract with an option year.
August 11, 1994 ..... Hawks sign free agent guard Jim Les to a two-year contract.
June 29, 1994 ..... The Hawks select guard Gaylon Nickerson from NW Oklahoma State with the 34th pick in the second round in the 1994 NBA Draft, the club's only selection. Atlanta's first round pick goes to the Los Angeles Clippers as a result of the Dominique Wilkins/Danny Manning trade.
June 22, 1994 ..... Atlanta acquires Ken Norman from Milwaukee in exchange for the rights to Roy Hinson.
May 13, 1994 ..... Hawks president Stan Kasten announces the club's intentions of building a new arena for the Hawks, perhaps to be ready for the 1999 season, with hopes of drawing an NHL franchise to the building as well.
May 11, 1994 ..... Mookie Blaylock selected to the NBA's All-Defensive First Team.
April 23, 1994 ..... Atlanta clinches its first Central Division title since 1986-87 and home court advantage throughout the Eastern Conference playoffs with a 93-89 win over Orlando in the Hawks' last game of the regular season.
February 24, 1994 ..... Hawks acquire Danny Manning from the Los Angeles Clippers in exchange for Dominique Wilkins and a conditional 1994 or 1995 first round draft pick.
February 15, 1994 ..... Dominique Wilkins becomes the NBA's ninth all-time leading scorer with 23,178 points.
February 10, 1994 ..... Dominique Wilkins becomes the NBA's 10th all-time leading scorer with 23,150 points.
December 16, 1993 ..... Doug Edwards is activated off the injured list.
December 13, 1993 ..... Hawks release John Bagley.
November 26, 1993 ..... Atlanta signs John Bagley.
November 23, 1993 ..... Hawks release Ricky Grace.
November 6, 1993 ..... Atlanta releases Todd Mundt and signs Ricky Grace.
November 2, 1993 ..... Atlanta waives Steve Henson, Rich Manning and Greg Foster.
October 14, 1993 ..... Hawks release Byron Dinkins and Corey Allen.
September 7, 1993 ..... Hawks sign free agent center Andrew Lang to a six-year deal.
July 2, 1993 ..... Hawks sign free agent Craig Ehlo to a three-year deal.
July 1, 1993 ..... Contract offers are tendered to Steve Henson and Greg Foster, and the option year is picked up on the contract of Duane Ferrell.
June 29, 1993 ..... Hawks select Doug Edwards of Florida State with the 15th pick in the first round of the 1993 NBA Draft. With the second pick (40th overall), the club picked Washington's Richard Manning.
June 9, 1993 ..... Guard Mookie Blaylock is signed to a new five-year contract, negating the option year on his previous contract with the New Jersey Nets.
June 1, 1993 ..... Former Cleveland coach Lenny Wilkens becomes the seventh full-time head coach of the Atlanta Hawks. He later names Dick Helm and Brian Winters as his assistants.
May 10, 1993 ..... Bob Weiss' contract as Hawks head coach is not renewed.
April 1, 1993 ..... Randy Breuer signed for the remainder of the season.
March 22, 1993 ..... Randy Breuer signed to his second 10-day contract.
March 10, 1993 ..... Blair Rasmussen placed on the injured list (back) and Randy Breuer is signed to a 10-day contract.
February 2, 1993 ..... Dominique Wilkins becomes the franchise's all-time leading scorer, breaking Bob Pettit's record of 20,880 points. Wilkins ends the 1992-93 season with 22,096 points.
January 25, 1993 ..... Blair Rasmussen is activated and Alex Stivrins is released.
January 20, 1993 ..... Alex Stivrins signed to his second 10-day contract.

MAJOR TRANSACTIONS: 1968 - 2020, CONT.

January 12, 1993 ..... Dominique Wilkins is activated and Blair Rasmussen is placed on the injured list (back).
January 10, 1993 ..... Alex Stivrins signed to a 10-day contract.
January 6, 1993 ..... Blair Rasmussen is activated, and the club releases Andre Spencer and Alex Stivrins.
January 1, 1993 ..... Hawks sign Alex Stivrins and release Morlon Wiley.
December 24, 1992 ..... Blair Rasmussen is placed on the injured list (back) and the club signs Andre Spencer.
December 22, 1992 ..... Dominique Wilkins is placed on the injured list (fractured finger) and the club signs Steve Henson.
December 15, 1992 ..... Jeff Sanders is released and Atlanta signs Greg Foster.
November 5, 1992 ..... Ronnie Coleman is released from training camp.
November 3, 1992 ..... Hawks obtain Mookie Blaylock and Roy Rinson from New Jersey for Rumeal Robinson. In addition, the team waives Rodney Monroe, Elmer Bennett and Dan Cyrulik.
October 15, 1992 ..... LaKeith Humphrey and Mark Strickland are released from training camp.
August 28, 1992 ..... Gary Wortman named Assistant Coach and Director of Scouting.
August 14, 1992 ..... Hawks sign Paul Graham to a two-year contract with an option. The club confirms Alexander Volkov has signed a contract with Panasonic Reggio Calabria in Italy.
August 13, 1992 ..... Former Director of Scouting Ed Badger joins Indiana as an assistant coach.
July 11, 1992 ..... Hawks sign Adam Keefe to a five-year contract, replacing the salary of guard Maurice Cheeks.
June 24, 1992 ..... Hawks select Stanford's Adam Keefe with the 10th pick in the first round of the 1992 NBA Draft. Notre Dame's Elmer Bennett is Atlanta's choice in the second round.
March 23, 1992 ..... Rookie forward Stacey Augmon scores the NBA's 6,000,000th point in the second quarter on a layup against Golden State.
March 17, 1992 ..... Signed Jeff Sanders to a contract for remainder of the season.
March 7, 1992 ..... Signed Jeff Sanders to second 10-day contract.
February 26,1992 ..... Placed Dominique Wilkins on the injured list and signed Jeff Sanders to a 10-day contract.
February 9,1992 ..... Kevin Willis registers eight points and four rebounds in 14 minutes in his first All-Star Game appearance.
January 30,1992 ..... Dominique Wilkins undergoes successful surgery on his right Achilles tendon at the Hughston Sports Medicine Hospital in Columbus, GA.
January 28, 1992 ..... Hawks forward Dominique Wilkins is named as a reserve to the Eastern Conference All-Star team. In the second quarter (5:32 left) of that night's game against Philadelphia, Wilkins suffers a ruptured Achilles tendon. The injury forces him to miss the remainder of the 1991-92 season.
January 2, 1992 ..... Released Gary Leonard and signed Morlon Wiley.
November 25, 1991 ..... Kevin Willis named Edge/NBA Player of the Week.
November 12, 1991 ..... Travis Mays is lost for season after ankle surgery to repair two torn tendons.
November 8, 1991 ..... Placed Travis Mays on injured list and signed Paul Graham.
October 31, 1991 ..... Released Paul Graham from training camp.
October 30, 1991 ..... Released guards Clifford Lett and Darren Henrie and center Dave Popson from training camp.
October 2, 1991 ..... Hawks obtain Maurice Cheeks from New York for Tim McCormick.
August 13, 1991 ..... Hawks name Bob Weinhauer assistant coach, replacing Kevin Loughery who joined the Miami Heat as their head coach on June 27, 1991.
July 1, 1991 ..... Hawks obtain Blair Rasmussen from Denver for the draft rights to Anthony Avent (15th overall pick), and Travis Mays from Sacramento for Anthony "Spud" Webb.
June 26, 1991 ..... Hawks trade Glenn "Doc" Rivers to L.A. Clippers for rights to the ninth pick in the 1991 NBA Draft.
April 1, 1991 ..... Hawks waive Trevor Wilson.
March 13, 1991 ..... Hawks place Trevor Wilson on injured list and activate Gary Leonard.
March 1, 1991 ..... Hawks sign free agent Gary Leonard and place him on the suspended list.
November 13, 1990 ..... Hawks activate Jon Koncak from injured list and waive Howard Wright.
November 2, 1990 ..... Hawks place Jon Koncak on injured list and re-sign Duane Ferrell.
November 1, 1990 ..... Hawks place Alexander Volkov on injured list after undergoing surgery on his fractured wrists.
October 31, 1990 ..... Hawks waive Duane Ferrell and Darren Henrie from training camp roster.
October 19, 1990 ..... Hawks waive Stephen Bardo and Scott Haffner from training camp roster.
October 2, 1990 ..... Hawks waive Henry Turner and Lanard Copeland from training camp roster.
September 27, 1990 ..... Hawks trade Kenny Smith and Roy Marble to Houston for Tim McCormick and John Lucas.
June 19, 1990 ..... Bob Weiss names Kevin Loughery and Johnny Davis as his new assistant coaches.
May 22, 1990 ..... Bob Weiss replaces Michael Fratello as the sixth Atlanta head coach.
April 23, 1990 ..... Michael Fratello resigns as Hawks head coach.
March 15, 1990 ..... Glenn Rivers returns from injured list, Mike Williams is released and Duane Ferrell is signed for remainder of the season.
March 6, 1990 ..... Jon Koncak returns from injured list and Duane Ferrell is signed to a second 10-day contract.
February 22, 1990 ..... Roy Marble placed on NBA's suspended list and Duane Ferrell is signed to a 10-day contract.
February 15, 1990 ..... Hawks release Haywoode Workman.
February 14, 1990 ..... Atlanta names Pete Babcock general manager replacing Stan Kasten who retains title of team president.
February 13, 1990 ..... Hawks obtain Kenny Smith and Mike Williams from Sacramento in exchange for Antoine Carr, Sedric Toney and Hawks second round pick in 1991.
February 6, 1990 ..... John Battle returns from injured list and Haywoode Workman is signed to a second 10-day contract.
February 1, 1990 ..... Hawks place Jon Koncak on injured list.
January 26, 1990 ..... Hawks sign John Long for remainder of the season, place Glenn Rivers on injured list (herniated disk in his lower back) and sign Haywoode Workman to a 10-day contract.
January 19, 1990 ..... Cliff Levingston returns from injured list.
January 15, 1990 ..... Hawks sign John Long to a second 10-day contract.
January 6, 1990 ..... Hawks place John Battle on injured list after undergoing arthroscopic knee (left) surgery and sign Wes Matthews to a 10-day contract.
January 5, 1990 ..... Hawks place Cliff Levingston on injured list after suffering injury to his right knee and sign John Long to a 10-day contract.
November 2, 1989 ..... Hawks release Haywoode Workman, Duane Ferrell and Mitch McMullen from training camp roster.
March 7, 1989 ..... Dudley Bradley returns to active roster and Hawks do not re-sign Pace Mannion.
February 24, 1989 ..... Hawks sign Pace Mannion to a second 10-day contract.
February 14, 1989 ..... Hawks place Dudley Bradley on injured list due to reactive inflammatory arthritis in his right knee, and as a result, sign Pace Mannion to a 10-day contract.
November 4, 1988 ..... Hawks place Kevin Willis on injured list with a Jones fracture of the fifth metatarsal of his left foot.
October 7, 1988 ..... Hawks sign free agents Dudley Bradley, Ray Tolbert and Duane Ferrell to contracts.
August 16, 1988 ..... Hawks sign unrestricted free agent Moses Malone to a three-year contract.
June 27, 1988 ..... Hawks acquire veteran guard Reggie Theus and 1988 third round pick from Sacramento in exchange for Randy Wittman and 1988 first round pick.
June 13, 1988 ..... Assistant Coach Don Chaney resigns to become head coach of Houston Rockets.
March 25, 1988 ..... Leon Wood signs for remainder of season.
March 15, 1988 ..... Hawks sign free agent guard Leon Wood to second 10-day contract. Jon Koncak placed on injured list with torn right knee ligaments suffered 2/12/88 at Detroit. John Battle activated from injured list.
March 4, 1988 ..... Hawks sign veteran free agent guard Leon Wood to 10-day contract.
February 22, 1988 ..... Hawks sign Ennis Whatley to second 10-day contract.
February 11, 1988 ..... Hawks sign veteran free agent guard Ennis Whatley to 10-day contract.
December 15, 1987 ..... Chris Washburn obtained from Warriors in exchange for rights to Ken Barlow, Hawks top pick in 1986 draft.
December 14, 1987 ..... Mike McGee traded to Kings in exchange for second round draft picks in 1991 and 1995.

MAJOR TRANSACTIONS: 1968 - 2020, CONT.

November 3, 1987 ..... Hawks trade 1987 top pick Dallas Comegys to Nets in exchange for second round pick in 1990.
June 10, 1987 ..... Don Chaney appointed assistant coach.
May 30, 1987 ..... Willis Reed resigns and accepts assistant coaching position with Sacramento Kings under Bill Russell.
March 13, 1987 ..... Anthony "Spud" Webb is activated from list after missing 44 games and Scott Hastings is placed on injured list due to nagging knee problems.
March 2, 1987 ..... Scott Hastings is activated from list and Gus Williams is placed on injured list due to a strained back.
February 23, 1987 ..... Jerome Henderson's 10-day contract expires and he is not re-signed.
February 14, 1987 ..... Hawks sign center Jerome Henderson of the Pensacola Tornadoes of the CBA to a 10-day contract. Tree Rollins is placed on the injured list.
February 11, 1987 ..... Tree Rollins breaks big toe on right foot in game with Clippers.
January 6, 1987 ..... Hawks sign veteran free agent guard Gus Williams for the remainder of the season.
January 4, 1987 ..... Mike Wilson is not signed to a second 10-day contract when first expires.
December 27, 1986 ..... Anthony "Spud" Webb is placed on injured list and Hawks sign guard Mike Wilson to a 10-day contract.
December 23, 1986 ..... Anthony "Spud" Webb undergoes knee surgery at the Hughston Sports Medicine Clinic in Columbus, GA for torn cartilage in right knee.
December 5, 1986 ..... Anthony "Spud" Webb injures right knee at Indiana.
November 25, 1986 ..... Hawks waive Cedric Henderson and activate Antoine Carr.
November 6, 1986 ..... Hawks' President and General Manager Stan Kasten is named President of the Atlanta Braves Baseball Club.
November 1, 1986 ..... Hawks open season with forward Antoine Carr on injured list due to burns suffered on right leg in accident during the pre-season.
October 3, 1986 ..... Lorenzo Charles elects to play season in Italy.
September 23, 1986 ..... Dominique Wilkins signs new five-year contract with Hawks.
September 10, 1986 ..... Hawks name Brian Hill an assistant coach.
August 20, 1986 ..... Assistant coach Ron Rothstein resigns to accept top assistant position with the Detroit Pistons.
August 7, 1986 ..... Hawks sign head coach Mike Fratello to a four-year contract.
February 21, 1986 ..... Hawks activate Lorenzo Charles from injured list and place Antoine Carr on injured list.
February 9, 1986 ..... Hawks acquire Johnny Davis from Cavs in exchange for Eddie Johnson.
January 29, 1986 ..... Mike Glenn joins the Milwaukee Bucks after Atlanta allows offer sheet to lapse.
January 14, 1986 ..... Hawks activate Antoine Carr and place Lorenzo Charles on injured list.
January 11, 1986 ..... Free agent Mike Glenn signed to an offer sheet by the Milwaukee Bucks.
December 4, 1985 ..... Hawks waive Ray Williams and activate Glenn Rivers from injured list.
November 4, 1985 ..... Hawks waive Sedric Toney and activate Eddie Johnson.
October 28, 1985 ..... Hawks sign free agent Eddie Johnson.
October 25, 1985 ..... Hawks sign free agent Ray Williams.
May 7, 1985 ..... Willis Reed appointed assistant coach.
February 22, 1985 ..... Hawks activate Glenn Rivers.
February 15, 1985 ..... Hawks do not re-sign Stewart Granger or Charlie Criss and activate Mike Glenn.
February 5, 1985 ..... Hawks place guard Glenn Rivers on the injured reserve list and sign Charlie Criss to a 10-day contract. Hawks also sign Stewart Granger to his second 10-day contract.
January 26, 1985 ..... Hawks sign Stewart Granger to a 10-day contract and elect not to sign Sidney Lowe for the remainder of the season.
January 16, 1985 ..... Hawks place guard Mike Glenn on the injured list and sign Sidney Lowe to his second 10-day contract.
January 2, 1985 ..... Hawks activate forward Antoine Carr.
December 20, 1984 ..... Hawks sign Sidney Lowe to a 10-day contract.
December 18, 1984 ..... Hawks activate guard Randy Wittman and release guards Walker Russell and Sidney Lowe.
November 26, 1984 ..... Hawks place forward Antoine Carr on the injured list for a broken left thumb and sign guard Sidney Lowe.
November 7, 1984 ..... Hawks activate Scott Hastings and release Leo Rautins.
October 31, 1984 ..... Hawks sign guard Walker Russell and release guard Jerry Eaves.
October 26, 1984 ..... Hawks sign guard Mike Glenn and to make room for him on the roster waive guard Walker Russell. Hawks start the season with Randy Wittman and Scott Hastings on the injured reserve list due to knee surgery.
October 16, 1984 ..... Hawks sign free agent guard Jerry Eaves.
October 15, 1984 ..... Hawks sign free agent guard Leo Rautins.
September 5, 1984 ..... Hawks sign Antoine Carr to a multi-year contract.
August 8, 1984 ..... Hawks acquire Stewart Granger and John Garris from Cleveland in exchange for Johnny Davis.
July 24, 1984 ..... Hawks sign top 1984 draft choice Kevin Willis.
July 19, 1984 ..... Hawks announce plans to play 12 games in 84-85 in New Orleans.
July 11, 1984 ..... Hawks sign free agent guard Walker Russell.
June 18, 1984 ..... Hawks acquire Cliff Levingston, the rights to Antoine Carr and second round draft picks in 1986 and 1987 from Detroit in exchange for Dan Roundfield.
February 4, 1984 ..... Hawks sign free agent Charlie Criss.
December 20, 1983 ..... Hawks sign free agent Mark Landsberger.
July 10, 1983 ..... Hawks name Ron Rothstein an assistant coach.
July 6, 1983 ..... Hawks acquire rights to Randy Wittman from Bullets in exchange for Tom McMillen.
July 5, 1983 ..... Hawks appoint Bob Reinhart an assistant coach.
June 29, 1983 ..... Hawks acquire Sly Williams and cash from Knicks in exchange for cash and a second round draft pick in 1984.
June 9, 1983 ..... Michael Fratello named head coach.
March 18, 1983 ..... Hawks sign free agent Randy Smith.
February 15, 1983 ..... Hawks obtain forward Rickey Brown from Golden State in exchange for cash and a second round draft pick in 1984.
February 13, 1983 ..... Hawks trade Steve Hawes to Seattle for Ray Tolbert. Hawks then send Tolbert to Detroit in exchange for two second round draft picks.
February 12, 1983 ..... Hawks obtain Scott Hastings and cash from Knicks in exchange for Rory Sparrow.
December 21, 1982 ..... Hawks obtain Johnny Davis from the Pacers in exchange for cash and a second-round pick in 1983.
October 21, 1982 ..... Hawks sign 1982 top pick Keith Edmonson.
September 27, 1982 ..... Hawks obtain George Johnson from San Antonio in exchange for Jim Johnstone and Hawks' second round picks in 1983 and 1985.
September 3, 1982 ..... Hawks acquire Dominique Wilkins from the Jazz in exchange for John Drew, Freeman Williams and cash.
June 30, 1982 ..... Hawks acquire draft rights to Jim Johnstone, chosen in the third round by Kansas City, in exchange for Seattle's second pick in the 1984 NBA draft, obtained in the Armond Hill trade of December 2, 1980.
January 20, 1982 ..... Hawks obtain Freeman Williams from San Diego in exchange for Charlie Criss and Al Wood.
November 18, 1981 ..... Hawks waive Craig Shelton.
October 26, 1981 ..... Hawks acquire Mike Glenn from New York in exchange for their second round pick in the 1982 NBA draft.
August 11, 1981 ..... Hawks obtain Rory Sparrow from New Jersey in exchange for their fourth round choice in the 1982 NBA draft.

June 10, 1981 ..... Fred Carter named assistant coach.
June 8, 1981 ..... Hawks trade their first round pick in 1981 and Utah's second in 1982 to Chicago for the Bulls' first pick in 1981, a second round choice in 1981, and the option to have Chicago draft in either the Hawks' or the Bulls' first round position in 1982. Hawks select Al Wood with the first round pick, fourth overall, and Clyde Bradshaw with the second, 38th overall.
June 4, 1981 ..... Hawks re-sign free agent Steve Hawes to a multi-year contract.
May 21, 1981 ..... Hawks name Kevin Loughery head coach.

MAJOR TRANSACTIONS: 1968 - 2020, CONT.

May 1, 1981 ..... Hawks extend the contract of All-Star forward Dan Roundfield.
January 17, 1981 ..... Hawks obtain Wes Matthews from Washington in exchange for Don Collins.
December 2, 1980 ..... Hawks trade Armond Hill to Seattle for future draft choices and cash.
July 8, 1980 ..... Hawks sign free agent center Tom Burleson. Kansas City is awarded cash and a second round pick in 1981 as compensation.
May 28, 1980 ..... Dallas selects Jack Givens in the expansion draft.
January 24, 1980 ..... Hawks obtain James McElroy from Detroit in exchange for Ron Lee and future draft choices.
November 23, 1979 ..... Hawks trade Terry Furlow to Utah for future draft choices and considerations.
November 23, 1979 ..... Sam Pellom signed as a free agent.
October 10, 1979 ..... Hawks acquire Ron Lee from Utah in exchange for future draft choices.
June 25, 1979 ..... Brendan Suhr named assistant coach.
January 31, 1979 ..... Hawks acquire Terry Furlow from Cleveland in exchange for Butch Lee and future considerations.
October 4, 1979 ..... Hawks waive Ollie Johnson.
June 9, 1978 ..... Hawks sign free agent forward Dan Roundfield.
June 2, 1978 ..... Hawks sign John Drew to a new six-year agreement.
December 8, 1977 ..... Hawks waive Ken Charles.
November 14, 1977 ..... Hawks obtain Tom McMillen from New York in exchange for future draft pick.
September 30, 1977 ..... Hawks acquire Ollie Johnson from Los Angeles in exchange for Lou Hudson.
August 5, 1977 ..... Hawks obtain Ron Behagen from New Orleans as compensation for the signing of free agent Truck Robinson.
June 25, 1977 ..... Charlie Criss signs as a free agent.
January 20, 1977 ..... Hawks obtain Truck Robinson from Washington with future draft picks in exchange for Tom Henderson and future draft choices.
January 3, 1977 ..... Ted Turner purchases the team.
August 5, 1976 ..... Hawks acquire Steve Hawes and Geoff Petrie from Portland in exchange for future draft choices.
July 17, 1976 ..... Hubie Brown named head coach.
June 16, 1976 ..... Hawks obtain Ken Charles, Dick Gibbs and cash from Buffalo in exchange for Tom Van Arsdale.
June 6, 1976 ..... Hawks acquire Joe C. Meriweather and Houston's first pick in 1976 draft in exchange for Dwight Jones and Hawks' top pick in 1976 draft.
August 8, 1975 ..... Hawks obtain Connie Hawkins from Los Angeles in exchange for future draft choices.
November 8, 1974 ..... Hawks acquire Tom Van Arsdale from Philadelphia in exchange for Clyde Lee and number three pick in 1975 draft.
October 4, 1974 ..... Hawks acquire Clyde Lee from San Francisco as compensation for the NBA rights to Zelmo Beaty.
May 3, 1974 ..... Pete Maravich traded to New Orleans in exchange for Dean Meminger, Bob Kauffman and future draft choices.
October 15, 1972 ..... Hawks play first regular season game at The Omni.
November 19, 1971 ..... Hawks obtain Jim Washington from Philadelphia in exchange for Bill Bridges.
November 9, 1971 ..... Hawks acquire Don Adams and Larry Siegfried from Houston in exchange for Jim Davis and John Valley.
July 26, 1971 ..... Hawks receive Herm Gilliam and Don May from Buffalo in return for Walt Hazzard and Jerry Chambers.
February 1, 1970 ..... Hawks obtain Walt Bellamy from Detroit in exchange for players to be named later.
May 8, 1969 ..... Hawks trade Paul Silas to Phoenix in exchange for Gary Gregor.
October 19, 1968 ..... Atlanta beats Milwaukee for the franchise's first win, 125-107.
October 16, 1968 ..... Hawks drop regular season opener 125-110 to Cincinnati at Georgia Tech's Alexander Memorial Coliseum.
May 3, 1968 ..... It is announced that the St. Louis Hawks would move South to the city of Atlanta for the 1968-69 season, under the guidance of new owners Tom Cousins and former Georgia Governor Carl Sanders.

OFFENSIVE TEAM STATS: 1968 - 2020 (three-point shot totals on p. 187)

Season	GP	FGM-FGA	FG Pct.	FTM-FTA	FT Pct.	Off Reb	Def Reb	Total Reb	Reb Avg	Asst	PF	DQ	Stls	Blks	Pts	Avg	High Game
1968-69	82	RECORDS PRIOR TO 1970-71 ARE UNAVAILABLE														109.4	156
1969-70	82															117.2	146
1970-71	82	3801-8525	.446	1893-2515	.753	—	—	4279	52.2	1996	2074	30			9495	115.8	141
1971-72	82	3601-7744	.445	1925-2530	.613	—	—	4004	48.8	1890	1996	25			9127	111.3	137
1972-73	82	3758-8152	.461	1696-2193	.773	—	—	4147	50.6	2020	2104	35			9212	112.3	132
1973-74	82	3573-7628	.468	1878-2386	.787	1142	2754	3896	47.5	2028	2128	40	823	388	9024	110.0	132
1974-75	82	3563-7504	.475	1606-2098	.765	1169	2851	4020	49.0	1914	2265	33	746	422	8732	106.5	140
1975-76	82	3529-7357	.480	1592-2102	.757	1186	2728	3914	47.7	1778	2177	30	779	427	8650	105.5	133
1976-77	82	3409-7137	.478	1909-2527	.755	1121	2533	3654	44.6	2020	2174	44	803	442	8727	106.4	132
1977-78	82	3162-6671	.474	2193-2930	.748	1160	2606	3766	45.9	1774	2122	36	750	484	8517	103.9	132
1978-79	82	3367-6886	.489	2045-2727	.750	1176	2440	3616	44.1	1928	2135	45	646	559	8779	107.1	136
1979-80	82	3144-6672	.471	2000-2616	.765	1261	2339	3600	43.9	1758	2171	45	682	534	8334	101.6	126
1980-81	82	3401-6867	.495	2024-2651	.764	1207	2318	3525	43.0	1935	2209	30	748	555	8858	108.0	135
1981-82	82	3150-6709	.470	1891-2482	.762	1135	2388	3523	43.0	1871	2179	21	578	434	8237	100.5	138
1982-83	82	3383-7201	.470	1608-2235	.719	1303	2571	3874	47.2	1926	1979	21	656	388	8413	102.6	132
1983-84	82	3277-6845	.479	1834-2380	.771	1191	2410	3601	43.9	2026	2087	21	579	424	8427	102.8	135
1984-85	82	3504-7267	.482	1808-2384	.758	1322	2411	3743	45.6	2087	1972	22	674	373	8862	108.1	134
1985-86	82	3360-7074	.475	1905-2508	.760	1202	2329	3531	43.1	1945	2129	30	697	371	8712	106.2	141
1986-87	82	3158-6998	.451	1987-2598	.765	1196	2277	3473	42.4	1917	2034	21	619	385	8431	102.8	126
1987-88	82	3243-6885	.471	1987-2598	.777	1156	2353	3509	42.8	1976	2008	18	640	353	8549	104.3	126
1988-89	82	3363-7124	.472	1826-2339	.780	1261	2325	3586	43.7	2037	2109	23	687	348	8699	106.1	133
1989-90	82	3438-6935	.496	1760-2279	.772	1151	2236	3387	41.8	2144	1961	17	672	389	8817	107.5	131
1990-91	82	3568-7219	.494	1587-2069	.767	1080	2499	3579	43.6	2320	2034	29	688	361	8940	109.0	143
1991-92	82	3523-7342	.480	1537-2006	.766	1160	2545	3705	45.2	2168	1732	13	711	393	8834	107.7	138
1992-93	82	3509-7074	.496	1586-2092	.758	1080	2413	3493	42.6	2189	1881	16	735	363	8885	108.4	136
1993-94	82	3163-6954	.455	1285-1732	.742	1157	2358	3515	42.9	1897	1722	13	641	338	7886	96.2	120
1994-95	82	3001-6485	.463	1394-1919	.726	1051	2391	3442	42.0	1733	1815	12	608	320	7816	95.3	121
1995-96	82	3044-6419	.474	1392-1865	.746	1054	2292	3346	40.8	1841	1807	15	580	338	7959	97.1	127
1996-97	82	2804-6451	.435	1235-1676	.737	1045	2225	3270	39.9	1665	1747	18	605	332	7328	89.4	127
1997-98	82	2961-6698	.442	1302-1772	.735	1081	2152	3233	39.4	1753	1882	26	617	372	7572	92.3	116
1998-99	50	1598-3873	.413	784-1076	.729	581	1369	1950	39.0	895	1202	10	379	243	4170	83.4	110
1999-00	82	3211-7060	.455	1381-1796	.769	1052	2474	3526	43.0	1886	1830	13	655	404	8176	99.7	131
2000-01	82	2922-6609	.442	1646-2153	.765	1029	2534	3563	43.5	1737	1696	11	698	513	7886	96.2	129
2001-02	82	3065-6675	.459	1456-1957	.744	1004	2523	3527	43.0	1856	1647	8	705	509	8058	98.3	129
2002-03	82	3015-6908	.436	1530-2013	.760	1073	2420	3493	42.6	1771	1668	9	738	409	8006	97.6	124
2003-04	82	2968-6740	.440	1574-2072	.760	1048	2485	3533	43.1	1803	1699	15	731	416	7992	97.5	137
2004-05	82	3044-6389	.476	1846-2396	.770	902	2483	3385	41.3	1803	1777	11	716	484	8401	102.5	135
2005-06	82	3075-6433	.478	1768-2372	.745	981	2335	3316	40.4	1689	1855	13	597	422	8362	102.0	125
2006-07	82	2953-6335	.466	1699-2315	.734	948	2370	3318	40.5	1732	1853	15	597	421	8070	98.4	117
2007-08	82	3115-6733	.463	1461-1943	.752	968	2386	3354	40.9	1825	1793	16	615	421	8203	100.0	135
2008-09	82	3002-6609	.454	1385-1800	.769	955	2481	3436	41.9	1705	1681	9	530	354	7917	96.5	121
2009-10	82	3048-6623	.460	1380-1852	.745	922	2471	3393	41.4	1719	1582	7	506	359	7956	97.0	124
2010-11	82	3009-6537	.460	1380-1782	.774	839	2488	3327	40.6	1751	1517	5	548	348	7857	95.8	118
2011-12	66	2380-5366	.444	997-1324	.753	712	2079	2791	42.3	1354	1263	11	494	313	6148	93.2	133
2012-13	82	3084-6644	.464	1158-1619	.715	758	2593	3351	40.9	2007	1473	8	664	369	8032	98.0	126
2013-14	82	3061-6688	.458	1392-1782	.781	713	2565	3278	40.0	2041	1577	4	680	326	8282	101.0	127
2014-15	82	3121-6699	.466	1349-1735	.778	715	2611	3326	40.6	2111	1457	2	744	380	8409	102.5	131
2015-16	82	3168-6923	.458	1282-1638	.783	679	2772	3451	42.1	2100	1570	8	747	486	8433	102.8	127
2016-17	82	3123-6918	.451	1484-2039	.728	842	2793	3635	44.3	1938	1491	5	672	397	8459	103.2	142
2017-18	82	3130-7015	.446	1298-1654	.785	743	2693	3436	41.9	3436	1606	12	638	348	8475	103.4	126
2018-19	82	3392-7524	.451	1443-1918	.752	955	2825	3780	46.1	2118	1932	16	675	419	9294	113.3	161
2019-20	67	2723-6067	.449	1237-1566	.790	661	2237	2898	43.3	1605	1548	14	523	341	7488	111.8	152

DEFENSIVE TEAM STATS: 1968 - 2020 (three-point shot totals on p. 187)

Season	GP	FGM-FGA	FG Pct.	FTM-FTA	FT Pct.	Off Reb	Def Reb	Total Reb	Reb Avg	Asst	PF	DQ	Stls	Blks	Pts	Avg	High Game
1968-69	82	3605-7844	.460	1913-2785	.687	—	—	4599	56.1	2069	2082	28	—	—	9123	111.3	142
1969-70	82	3817-7909	.483	2012-2669	.754	—	—	4210	51.3	2142	2016	29	—	—	9646	117.6	155
1970-71	82	3614-7779	.465	2120-2975	.713	—	—	4472	54.5	1906	1958	23	—	—	9348	114.0	139
1971-72	82	3482-7570	.460	2018-2725	.741	—	—	4080	49.8	1897	1967	14	—	—	8982	109.5	140
1972-73	82	3700-8033	.461	1819-2482	.733	—	—	4174	50.9	2074	1916	30	—	—	9219	112.4	138
1973-74	82	3602-7744	.465	1703-2264	.752	1240	2712	3952	48.2	1993	2073	33	758	332	8907	108.6	145
1974-75	82	3424-7824	.438	1772-2435	.728	1441	2653	4094	49.9	1878	1964	33	744	227	8620	105.1	135
1975-76	82	3301-7338	.450	1809-2467	.733	1225	2540	3765	45.9	1666	1983	39	790	277	8411	102.6	126
1976-77	82	3279-7176	.457	1836-2451	.749	1244	2512	3756	45.8	1882	2302	71	733	330	8394	102.4	125
1977-78	82	3335-7253	.460	1836-2316	.793	1160	2359	3519	42.9	1901	2470	80	916	408	8506	103.7	134
1978-79	82	3505-7410	.473	1940-2534	.766	1381	2341	3722	45.4	1938	2424	72	801	586	8950	109.1	130
1979-80	82	3261-7027	.464	2038-2645	.771	1369	2406	3775	46.0	1913	2293	46	782	539	8573	104.5	143
1980-81	82	3291-6916	.476	2012-2590	.777	1201	2224	3420	41.7	2846	2276	54	749	469	8603	104.9	132
1981-82	82	3210-6776	.474	1833-2387	.768	1135	2368	3503	42.7	1815	2268	29	608	485	8281	101.1	127
1982-83	82	3352-7146	.469	1586-2111	.751	1139	2433	3572	43.6	1945	2022	22	573	665	8335	101.6	138
1983-84	82	3230-6809	.474	1838-2414	.761	1112	2232	3344	40.8	1827	2091	35	626	558	8321	101.5	132
1984-85	82	3444-7119	.484	1782-2371	.752	1161	2345	3506	42.8	2009	2047	28	674	541	8743	106.6	129
1985-86	82	3447-7029	.490	1979-2704	.732	1249	2405	3654	44.6	2025	2170	34	736	434	8906	108.6	131
1986-87	82	3435-7141	.481	2019-2661	.759	1350	2478	3828	46.7	2077	2152	19	700	511	9024	110.0	136
1987-88	82	3443-7102	.485	1873-2441	.767	1228	2379	3607	44.0	2062	2050	21	635	537	8844	107.9	143
1988-89	82	3412-7230	.472	2168-2709	.800	1372	2316	3688	45.0	1990	1880	14	817	474	9102	111.0	137
1989-90	82	3412-7019	.487	1943-2544	.764	1273	2187	3460	42.2	1820	1871	19	717	353	8901	108.5	148
1990-91	82	3349-7183	.466	2034-2544	.799	1235	2420	3655	44.6	1864	1768	14	729	374	9003	109.8	139
1991-92	82	3392-7272	.467	1517-2074	.731	1288	2498	3786	46.2	2123	1771	8	793	320	8711	106.2	129
1992-93	82	3392-7272	.466	1648-2221	.742	1290	2344	3634	44.3	2084	1807	12	806	278	8814	107.5	149
1993-94	82	3247-7039	.461	1556-2070	.752	1250	2423	3673	44.8	2056	1625	5	915	449	8318	101.4	141
1994-95	82	2986-6680	.447	1410-1948	.724	1104	2272	3376	41.2	1757	1804	13	738	412	7921	96.6	128
1995-96	82	2985-6665	.448	1523-2012	.757	1182	2148	3330	40.6	1609	1714	18	771	319	8059	98.3	125
1996-97	82	2812-6307	.446	1491-1955	.763	1021	2350	3371	41.1	1557	1591	17	701	427	7774	94.8	136
1997-98	82	2887-6352	.455	1749-2314	.756	1105	2418	3523	43.0	1569	1671	13	653	491	7860	95.9	121
1998-99	50	1539-3760	.409	1040-1422	.731	676	1499	2175	43.5	782	987	7	346	260	4315	86.3	114
1999-00	82	3000-6807	.441	1477-1987	.743	1146	2570	3716	45.3	1548	1718	16	500	461	7735	94.3	116
2000-01	82	2876-6668	.431	1374-1811	.759	1028	2490	3518	42.9	1559	1863	18	634	387	7459	91.0	124
2001-02	82	2901-6610	.439	1486-1942	.765	955	2445	3400	41.5	1656	1702	15	667	350	7711	94.0	128
2002-03	82	2859-6434	.444	1594-2011	.793	937	2558	3495	42.6	1679	1783	9	611	473	7714	94.1	119
2003-04	82	2829-6529	.433	1534-1976	.776	996	2507	3503	42.7	1648	1826	20	627	408	7611	92.8	138
2004-05	82	2942-6672	.441	1417-1994	.711	1100	2335	3435	41.9	1614	2009	15	629	344	7605	92.7	139
2005-06	82	2946-6496	.454	1656-2207	.750	1069	2232	3301	40.3	1625	2054	25	587	394	7972	97.2	122
2006-07	82	2831-6372	.444	1677-2203	.761	976	2312	3288	40.1	1573	1970	22	609	446	7680	93.7	120
2007-08	82	2975-6552	.454	1720-2227	.772	1008	2454	3462	42.2	1804	1673	13	600	448	8054	98.2	127
2008-09	82	2956-6451	.458	1537-2085	.737	870	2412	3282	40.0	1657	1610	3	603	376	8046	98.1	129
2009-10	82	3181-6801	.468	1452-1914	.759	969	2451	3420	41.7	1789	1632	6	592	413	8338	101.7	146
2010-11	82	2971-6429	.462	1346-1728	.779	762	2460	3222	39.3	1802	1554	4	497	341	7790	95.0	137
2011-12	66	2429-5348	.454	1025-1385	.740	652	2066	2718	41.2	1481	1178	8	536	303	6375	96.6	139
2012-13	82	3073-6823	.450	1233-1617	.763	928	2659	3587	43.7	1825	1543	5	689	350	7999	97.5	127
2013-14	82	3163-6843	.462	1341-1793	.748	882	2688	3570	43.5	1901	1643	9	672	354	8321	101.5	129
2014-15	82	2991-6815	.439	1262-1651	.764	944	2631	3579	43.6	1931	1611	16	604	404	7964	97.1	127
2015-16	82	3046-7058	.432	1366-1810	.755	948	2669	3813	46.5	1808	1500	5	706	411	8137	99.2	117
2016-17	82	3178-7155	.444	1280-1658	.772	876	2722	3598	43.9	1919	1768	14	738	424	8529	104.0	139
2017-18	82	3336-7107	.469	1301-1686	.772	841	2785	3626	44.2	2137	1661	8	710	453	8922	108.8	132
2018-19	82	3508-7417	.473	1789-2321	.758	871	2904	3775	46.0	2202	1817	12	810	448	9788	119.4	168
2019-20	67	2903-6078	.449	1419-1839	.772	748	2402	3150	47.0	1674	1404	12	600	428	8022	119.7	158

ATTENDANCE TOTALS: 1977-2020

Season	GP	Home Total	Avg	GP	Road Total	Avg	GP	Overall Total	Avg
1977-78	41	304,050	7,416	41	387,942	9,462	82	691,992	8,439
1978-79	41	329,064	8,026	41	411,636	10,040	82	740,700	9,033
1979-80	41	449,843	10,972	41	424,419	10,352	82	874,262	10,662
1980-81	41	362,702	8,892	41	358,884	8,753	82	721,586	8,800
1981-82	41	309,899	7,534	41	394,570	9,624	82	703,469	8,579
1982-83	41	292,690	7,138	41	445,771	10,872	82	738,461	9,006
1983-84	41	292,059	7,139	41	424,276	10,348	82	716,335	8,736
1984-85	41	299,794	7,312	41	432,985	10,561	82	732,779	8,936
1985-86	41	377,678	9,212	41	495,679	12,090	82	873,357	10,650
1986-87	41	549,652	13,406	41	588,639	14,357	82	1,138,291	13,882
1987-88	41	583,073	14,221	41	637,607	15,551	82	1,220,680	14,886
1988-89	41	644,291	15,714	41	665,613	16,234	82	1,309,904	15,974
1989-90	41	573,731	13,993	41	644,023	15,708	82	1,217,754	14,851
1990-91	41	529,171	12,907	41	637,768	15,555	82	1,166,939	14,231
1991-92	41	511,903	12,485	41	638,892	15,583	82	1,195,795	14,583
1992-93	41	491,229	11,981	41	672,412	16,400	82	1,163,641	14,191
1993-94	41	546,749	13,335	41	689,558	16,818	82	1,236,307	15,077
1994-95	41	504,807	12,312	41	709,517	17,305	82	1,214,324	14,809
1995-96	41	496,679	12,114	41	714,066	17,416	82	1,210,745	14,765
1996-97	41	585,802	14,288	41	699,151	17,052	82	1,284,953	15,670
1997-98	41	715,452	17,450	41	698,945	17,047	82	1,414,397	17,249
1998-99	25	331,831	13,273	25	400,575	16,023	50	732,406	14,648
1999-00	41	601,238	14,664	41	667,967	16,292	82	1,269,205	15,478
2000-01	41	560,324	13,666	41	672,553	16,404	82	1,232,877	15,035
2001-02	41	506,110	12,344	41	668,938	16,316	82	1,175,048	14,330
2002-03	41	528,655	12,894	41	671,882	16,387	82	1,200,537	14,641
2003-04	41	565,728	13,798	41	667,598	16,283	82	1,233,326	15,041
2004-05	41	586,390	14,302	41	685,963	16,731	82	1,272,353	15,517
2005-06	41	617,942	15,072	41	699,761	17,067	82	1,317,703	16,070
2006-07	41	639,375	15,595	41	703,992	17,171	82	1,343,367	16,383
2007-08	41	667,518	16,281	41	690,997	16,854	82	1,358,515	16,567
2008-09	41	686,688	16,748	41	709,432	17,303	82	1,396,120	17,026
2009-10	41	687,375	16,546	41	700,983	17,097	82	1,388,358	16,931
2010-11	41	641,596	15,649	41	695,258	16,958	82	1,336,854	16,303
2011-12	33	501,593	15,200	33	555,071	16,820	66	1,056,664	16,010
2012-13	41	620,146	15,126	41	703,804	17,166	82	1,323,950	16,146
2013-14	41	587,927	14,340	41	708,234	17,274	82	1,296,161	15,807
2014-15	41	713,909	17,412	41	709,873	17,314	82	1,423,782	17,363
2015-16	41	690,150	16,833	41	741,886	18,095	82	1,432,036	17,464
2016-17	41	654,306	15,959	41	730,479	17,817	82	1,384,785	16,888
2017-18	41	590,769	14,409	41	729,839	17,801	82	1,320,608	16,105
2018-19	41	630,440	15,377	41	729,237	17,786	82	1,359,677	16,581
2019-20	34	545,453	16,043	33	586,980	17,787	67	1,132,433	16,902

LARGEST HOME CROWDS
* 62,046 – Chicago, March 27, 1998
45,790 – Chicago, November 7, 1997
31,820 – Boston, January 23, 1998
* (NBA Record)

LARGEST STATE FARM ARENA CROWDS
20,425 – Boston, May 2, 2008
20,190 – LA Lakers; March 31, 2010
20,150 – Cleveland; December 29, 2009

LARGEST ROAD CROWDS
47,692 – at Detroit, March 30, 1988
44,970 – at Detroit, February 21, 1987
35,884 – at Detroit, February 12, 1988

MISCELLANEOUS RECORDS

Season	Home W-L	Home Pct.	Road W-L	Road Pct.	Neutral W-L	Neutral Pct.	Overall W-L	Overall Pct.
1968-69	28-12	.700	18-21	.461	2-1	.667	48-34	.585
1969-70	25-13	.658	18-16	.529	5-5	.500	48-34	.585
1970-71	21-20	.512	14-26	.350	1-0	1.000	36-46	.439
1971-72	22-19	.537	13-26	.333	1-1	.500	36-46	.439
1972-73	28-13	.683	17-23	.425	1-0	1.000	46-36	.561
1973-74	23-18	.561	12-25	.324	0-4	.000	35-47	.427
1974-75	22-19	.537	9-31	.225	0-1	.000	31-51	.378
1975-76	20-21	.488	9-32	.220	0-0	.000	29-53	.354
1976-77	19-22	.463	12-29	.293	0-0	.000	31-51	.378
1977-78	27-9	.750	12-29	.293	2-3	.400	41-41	.500
1978-79	34-7	.829	12-29	.293	0-0	.000	46-36	.561
1979-80	32-9	.781	18-23	.439	0-0	.000	50-32	.610
1980-81	20-21	.488	11-30	.268	0-0	.000	31-51	.378
1981-82	24-17	.585	18-23	.439	0-0	.000	42-40	.512
1982-83	26-15	.634	17-24	.415	0-0	.000	43-39	.524
1983-84	31-10	.756	9-32	.220	0-0	.000	40-42	.488
1984-85	19-22	.463	15-26	.366	0-0	.000	34-48	.415
1985-86	34-7	.829	16-25	.390	0-0	.000	50-32	.610
1986-87	35-6	.854	22-19	.537	0-0	.000	57-25	.695
1987-88	30-11	.732	20-21	.488	0-0	.000	50-32	.610
1988-89	33-8	.805	19-22	.463	0-0	.000	52-30	.634
1989-90	25-16	.610	16-25	.390	0-0	.000	41-41	.500
1990-91	29-12	.707	14-27	.341	0-0	.000	43-39	.524
1991-92	23-18	.561	15-26	.366	0-0	.000	38-44	.463
1992-93	25-16	.610	18-23	.439	0-0	.000	43-39	.524
1993-94	36-5	.878	21-20	.512	0-0	.000	57-25	.695
1994-95	24-17	.585	18-23	.439	0-0	.000	42-40	.512
1995-96	26-15	.634	20-21	.488	0-0	.000	46-36	.561
1996-97	36-5	.878	20-21	.488	0-0	.000	56-26	.683
1997-98	29-12	.707	21-20	.512	0-0	.000	50-32	.610
1998-99	16-9	.640	15-10	.600	0-0	.000	31-19	.620
1999-00	21-20	.512	7-34	.171	0-0	.000	28-54	.341
2000-01	18-23	.439	7-34	.171	0-0	.000	25-57	.305
2001-02	23-18	.561	10-31	.244	0-0	.000	33-49	.402
2002-03	26-15	.634	9-32	.220	0-0	.000	35-47	.427
2003-04	18-23	.439	10-31	.244	0-0	.000	28-54	.341
2004-05	9-32	.220	4-37	.100	0-0	.000	13-69	.159
2005-06	18-23	.439	8-33	.195	0-0	.000	26-56	.317
2006-07	18-23	.439	12-29	.293	0-0	.000	30-52	.366
2007-08	25-16	.610	12-29	.293	0-0	.000	37-45	.451
2008-09	31-10	.756	16-25	.390	0-0	.000	47-35	.573
2009-10	34-7	.829	19-22	.463	0-0	.000	53-29	.646
2010-11	24-17	.585	20-21	.488	0-0	.000	44-38	.537
2011-12	23-10	.697	17-16	.515	0-0	.000	40-26	.606
2012-13	25-16	.610	19-22	.463	0-0	.000	44-38	.537
2013-14	24-17	.585	14-27	.341	0-0	.000	38-44	.463
2014-15	35-6	.854	25-16	.610	0-0	.000	60-22	.732
2015-16	27-14	.659	21-20	.512	0-0	.000	48-34	.585
2016-17	23-18	.561	20-21	.488	0-0	.000	43-39	.524
2017-18	16-25	.390	8-33	.195	0-0	.000	24-58	.293
2018-19	17-24	.415	12-29	.293	0-0	.000	29-53	.354
2019-20	14-20	.412	6-27	.182	0-0	.000	20-47	.299

ATTENDANCE TOTALS: 1977 - 2020

HOME ATTENDANCE TOTALS

		REGULAR SEASON				PLAYOFFS		
Season	G	Attendance	Avg	SO	G	Attendance	Avg	SO
1968-69	40 (a)	178,979	4,474					
1969-70	38 (a)	197,990	5,210					
1970-71	41 (a)	245,910	5,998					
1971-72	41 (a)	230,784	5,629					
1972-73	41 (b)	304,802	7,434	0	3	39,444	13,148	1
1973-74	41 (b)	312,128	7,613	0				
1974-75	41 (b)	205,341	5,008	0				
1975-76	41 (b)	227,815	5,556	0				
1976-77	41 (b)	214,775	5,238	2				
1977-78	41 (b)	304,050	7,416	3	1	15,601	15,601	1
	36(b) TOT	279,709	7,770	2				
	4(c)	22,127	5,532	1				
	1(d)	2,219	2,219					
1978-79	41 (b)	329,064	8,026	2	4	63,192	15,798	4
1979-80	41 (b)	449,843	10,972	6	2	31,234	15,617	2
1980-81	41 (b)	362,702	8,846	0				
1981-82	41 (b)	308,899	7,534	1	1	8,703	8,703	0
1982-83	41 (b)	292,690	7,138	1	1	10,405	10,405	0
1983-84	41 (b)	292,059	7,139	1	2	11,830	5,915	0
1984-85	41 (b) TOT	299,794	7,312	3				
	29(b)	252,814	8,718	2				
	12(e)	46,980	3,915	1				
1985-86	41 (b)	377,678	9,212	3	4	50,216	12,544	2
1986-87	41 (b)	549,652	13,406	10	5	80,449	16,090	4
1987-88	41 (b)	583,073	14,221	15	6	84,837	14,140	3
1988-89	41 (b)	644,291	15,714	24	3	46,503	15,501	0
1989-90	41 (b)	573,731	13,993	9				
1990-91	41 (b)	529,171	12,907	5	2	23,425	11,713	0
1991-92	41 (b)	511,903	12,485	7				
1992-93	41 (b)	491,229	11,981	6	1	15,141	15,141	0
1993-94	41 (b)	546,749	13,335	11	6	86,276	14,379	1
1994-95	41 (b)	504,807	12,312	4	1	12,106	12,106	0
1995-96	41 (b)	496,679	12,114	5	4	54,891	13,723	0
1996-97	41 (b)	585,802	14,288	17	5	81,307	16,261	4
1997-98	41 TOT	715,452	17,450	12	2	41,819	20,910	1
	28 (f)	601,579	21,485	10				
	13 (a)	113,873	8,759	2				
1998-99	25 TOT	331,831	13,273	3	5	86,792	17,358	2
	13 (f)	239,827	18,448	2	4	78,332	19,583	2
	12 (a)	92,004	7,667	0	1	8,460	8,460	0
1999-00	41 (g)	601,238	14,664	4				
2000-01	41 (g)	560,324	13,666	2				
2001-02	41 (g)	506,110	12,344	4				
2002-03	41 (g)	528,655	12,894	4				
2003-04	41 (g)	565,728	13,798	7				
2004-05	41 (g)	586,390	14,302	5				
2005-06	41 (g)	617,942	15,072	4				
2006-07	41 (g)	639,375	15,595	8				
2007-08	41 (g)	667,518	16,281	8	3	60,166	20,055	3
2008-09	41 (g)	686,688	16,748	12	6	115,296	19,216	6
2009-10	41 (g)	678,375	16,546	11	6	113,670	18,945	6
2010-11	41 (g)	641,596	15,649	7	6	116,799	19,467	6
2011-12	33 (g)	501,593	15,200	3	3	57,919	19,306	3
2012-13	41 (g)	620,146	15,126	5	3	54,717	18,239	3
2013-14	40 (g)	569,238	14,231	4	3	56,211	18,737	3
	1 (h)	18,689	18,689	1				
2014-15	41 (g)	713,909	17,412	25	8	147,044	18,381	8
2015-16	41 (g)	690,150	16,833	14	5	95,059	19,012	5
2016-17	41 (g)	654,306	15,959	10	3	56,391	18,797	3
2017-18	41 (g)	590,769	14,409	13				
2018-19	41 (g)	630,440	15,377	10				
2019-20	34 (g)	545,453	16,043	11				
TOTALS	2,022	24,139,788	11,939	311	101	1,570,399	15,549	65

(a)	——	played in Atlanta, Alexander Memorial Coliseum	1,059,540
(b)	——	played in Atlanta, The Omni	10,227,406
(c)	——	played in Charlotte, NC	22,127
(d)	——	played in Louisville, KY	2,219
(e)	——	played in New Orleans, LA	46,980
(f)	——	played in Atlanta, The Georgia Dome	841,406
(g)	——	played in Atlanta, State Farm Arena	13,128,952
(h)	——	played in The 02 Arena, London, England	18,689

MISCELLANEOUS RECORDS

RECORD BY MONTHS

Season	October	November	December	January	February	March	April
1968-69	3-4	9-8	10-3	11-7	9-7	6-5	—
1969-70	4-3	12-5	10-6	6-11	8-7	—	—
1970-71	1-5	5-11	7-11	6-10	8-7	9-2	—
1971-72	3-6	2-11	8-8	7-8	7-8	9-5	—
1972-73	4-6	6-7	12-4	7-9	8-4	9-6	—
1973-74	6-4	6-7	7-7	4-13	5-9	7-7	—
1974-75	3-4	6-8	6-9	6-11	3-9	7-8	0-2
1975-76	1-1	9-6	7-6	6-12	3-10	2-12	1-6
1976-77	2-4	5-9	5-12	6-7	7-5	5-10	1-4
1977-78	3-1	8-6	6-11	6-9	6-6	8-7	4-1
1978-79	4-4	8-5	7-9	9-7	6-4	8-7	—
1979-80	6-5	9-6	10-4	7-8	8-3	10-4	—
1980-81	5-5	3-11	10-5	1-13	5-7	7-10	—
1981-82	0-1	8-4	4-11	7-6	5-8	12-5	6-5
1982-83	0-2	7-5	7-8	7-8	7-6	10-7	5-4
1983-84	1-1	7-7	8-7	8-6	7-8	4-12	5-1
1984-85	1-2	6-8	6-9	6-7	5-8	5-11	5-3
1985-86	1-2	7-9	7-4	11-4	8-6	12-5	4-2
1986-87	0-0	12-3	8-4	8-8	7-6	13-2	7-1
1987-88	0-0	7-5	13-2	9-7	6-6	8-6	7-6
1988-89	0-0	8-6	11-3	7-7	9-4	6-8	10-2
1989-90	0-0	7-6	9-5	5-9	6-9	7-8	7-4
1990-91	0-0	4-10	11-3	9-7	8-5	6-9	5-5
1991-92	0-0	8-8	5-7	10-6	6-6	6-10	3-7
1992-93	0-0	6-6	6-9	9-6	5-8	12-3	5-7
1993-94	0-0	10-4	9-3	11-4	8-5	12-4	7-5
1994-95	0-0	4-9	8-8	7-7	8-4	8-8	7-4
1995-96	0-0	9-5	4-10	11-4	7-5	9-7	6-5
1996-97	0-0	9-7	7-4	14-2	8-5	12-4	6-4
1997-98	1-0	13-2	5-8	9-8	5-6	9-5	8-3
1998-99	—	—	(2-1 in May '99)		8-5	11-7	10-6
1999-00	0-0	6-9	5-9	5-8	6-6	4-13	2-9
2000-01	0-1	3-12	7-7	6-8	2-12	5-11	2-6
2001-02	0-1	6-10	5-8	3-12	6-6	9-7	4-5
2002-03	1-1	7-8	4-9	6-11	4-8	7-8	6-2
2003-04	0-2	6-10	3-12	6-9	4-7	5-11	4-3
2004-05	0-0	2-12	3-11	4-11	1-11	1-15	2-9
2005-06	0-0	2-12	5-9	5-10	6-6	4-12	4-7
2006-07	0-0	6-7	3-13	8-7	5-9	5-10	3-6
2007-08	0-0	6-9	9-4	4-11	6-8	9-8	3-5
2008-09	1-0	9-6	11-4	6-10	6-5	10-7	4-3
2009-10	2-0	10-5	9-6	7-6	7-5	9-5	5-3
2010-11	3-0	8-7	10-7	9-4	6-6	7-8	1-6
2011-12	0-0	0-0	3-1	13-5	4-9	11-8	9-3
2012-13	0-0	9-5	10-5	7-9	7-4	8-10	3-5
2013-14	0-1	9-8	9-5	6-7	2-10	6-10	6-3
2014-15	1-0	9-5	14-2	17-0	7-4	9-7	4-3
2015-16	2-1	10-7	9-5	6-9	6-5	12-4	3-3
2016-17	3-0	7-9	7-7	11-4	5-6	6-10	4-3
2017-18	1-6	3-11	6-9	5-10	4-7	2-12	3-3
2018-19	2-5	3-13	6-7	5-9	5-7	7-8	1-4
2019-20	2-3	2-13	3-11	6-8	6-7	1-4	0-0

RECORD BY DIVISION

Season	East	West	Atlantic	Central	Midwest	Pacific	Record
1968-69	22-20	26-14	—	—	—	—	48-34
1969-70	24-18	24-16	—	—	—	—	48-34
1970-71	—	—	12-10	9-7	3-17	12-12	36-46
1971-72	—	—	10-10	9-9	8-12	9-15	36-46
1972-73	—	—	15-9	10-12	7-9	14-6	46-36
1973-74	—	—	7-17	13-9	3-13	12-8	35-47
1974-75	—	—	3-13	11-19	6-10	11-9	31-47
1975-76	—	—	9-11	7-19	7-9	6-14	29-53
1976-77	—	—	9-11	9-11	7-16	6-13	31-51
1977-78	—	—	12-8	8-12	11-12	10-9	41-41
1978-79	—	—	10-10	14-6	12-7	10-13	46-36
1979-80	—	—	17-13	21-9	5-5	7-5	50-32
1980-81	—	—	9-19	9-21	8-4	5-7	31-51
1981-82	—	—	14-15	15-14	8-4	5-7	42-40
1982-83	—	—	12-17	21-8	6-6	4-8	43-39
1983-84	—	—	16-12	16-14	4-8	4-8	40-42
1984-85	—	—	10-18	15-15	2-10	7-5	34-48
1985-86	—	—	14-14	21-9	6-6	9-3	50-32
1986-87	—	—	20-7	18-13	11-10	8-4	57-25
1987-88	—	—	19-10	16-13	8-4	7-5	50-32
1988-89	—	—	18-8	19-10	5-7	10-5	52-30
1989-90	—	—	12-12	15-15	8-6	6-8	41-41
1990-91	—	—	15-9	11-19	9-5	8-6	43-39
1991-92	—	—	16-12	7-21	9-3	6-8	38-44
1992-93	—	—	14-14	12-16	10-2	7-7	43-39
1993-94	—	—	21-7	21-7	8-4	7-7	57-25
1994-95	—	—	19-9	9-19	7-5	7-7	42-40
1995-96	—	—	17-9	15-13	7-7	7-7	46-36
1996-97	—	—	19-9	15-11	11-3	11-3	56-26
1997-98	—	—	15-11	19-9	8-6	8-6	50-32
1998-99	—	—	12-9	15-9	2-1	2-0	31-19
1999-00	—	—	10-17	10-17	4-10	4-10	28-54
2000-01	—	—	8-19	8-19	2-12	7-7	25-57
2001-02	—	—	10-16	11-17	6-8	6-8	33-49
2002-03	—	—	10-16	14-14	6-8	5-9	35-47
2003-04	—	—	9-17	10-18	6-8	3-11	28-54
	Atlantic	Central	Southeast	Southwest	Northwest	Pacific	Record
2004-05	4-15	2-16	2-13	3-7	1-9	1-9	13-69
2005-06	7-11	7-11	5-11	3-7	2-8	2-8	26-56
2006-07	8-10	4-14	5-11	3-7	4-6	6-4	30-52
2007-08	9-9	6-12	9-7	3-7	5-5	5-5	37-45
2008-09	6-12	13-5	11-5	5-5	7-3	5-5	47-35
2009-10	13-5	11-7	8-8	7-3	7-3	7-3	53-29
2010-11	10-8	12-6	9-7	2-8	5-5	6-4	44-38
2011-12	9-8	11-6	11-3	2-3	4-2	3-4	40-26
2012-13	7-11	11-7	11-5	4-6	6-4	5-5	44-38
2013-14	10-8	10-8	8-8	2-8	4-6	4-6	38-44
2014-15	12-6	14-4	12-4	6-4	8-2	8-2	60-22
2015-16	11-7	10-8	8-8	8-2	6-4	5-5	48-34
2016-17	13-5	11-7	6-10	7-3	4-6	2-8	43-39
2017-18	4-14	3-15	5-11	5-5	5-5	2-8	24-58
2018-19	4-14	6-12	6-10	4-6	5-5	4-6	29-53
2019-20	3-13	2-12	6-7	3-5	3-5	3-5	20-47

MISCELLANEOUS RECORDS

HAWKS WINNING STREAKS

Year	WINNING STREAKS Home	Away	Overall	LOSING STREAKS Home	Away	Overall
1968-69	6	7	12	2	6	4
1969-70	6	4	9	2	5	5
1970-71	5	4	6	4	10	6
1971-72	6	2	6	4	5	6
1972-73	7	3	6	2	4	3
1973-74	4	3	3	3	8	4
1974-75	4	3	2	2	10	4
1975-76	4	3	4	5	22	16
1976-77	4	3	3	4	7	8
1977-78	5	4	7	2	7	5
1978-79	16	3	9	2	6	4
1979-80	7	5	7	2	4	5
1980-81	6	4	6	7	12	10
1981-82	8	4	5	5	7	8
1982-83	8	3	6	3	5	4
1983-84	11	2	4	6	10	7
1984-85	4	2	3	6	5	6
1985-86	13	4	7	1	7	3
1986-87	9	5	11	1	6	4
1987-88	15	3	7	4	4	4
1988-89	8	2	9	2	4	3
1989-90	8	2	7	4	7	6
1990-91	22	6	7	6	8	9
1991-92	7	2	6	4	4	7
1992-93	10	2	6	7	4	4
1993-94	9	7	14	2	4	4
1994-95	5	3	4	2	4	4
1995-96	8	4	10	5	4	5
1996-97	20	3	10	1	4	3
1997-98	7	4	11	3	5	7
1998-99	4	4	7	4	3	4
1999-00	5	2	5	3	14	9
2000-01	3	3	4	7	14	10
2001-02	6	2	3	4	7	6
2002-03	5	1	4	4	13	6
2003-04	2	2	3	3	9	7
2004-05	2	1	1	11	23	14
2005-06	4	2	3	3	11	9
2006-07	5	5	4	6	13	8
2007-08	6	2	5	3	7	6
2008-09	8	4	7	2	5	4
2009-10	12	2	7	2	6	4
2010-11	10	6	6	3	5	6
2011-12	6	4	4	3	3	3
2012-13	4	5	6	2	6	4
2013-14	5	3	5	3	10	8
2014-15	12	12	19	1	3	3
2015-16	6	4	7	4	4	3
2016-17	4	5	7	3	5	7
2017-18	3	2	2	4	10	8
2018-19	2	3	3	5	7	10
2019-20	3	1	2	5	7	10

HAWKS RECORD AT THE ALL-STAR BREAK

Year	W-L before All-Star Game	W-L after All-Star Game	Final Record	Year	W-L before All-Star Game	W-L after All-Star Game	Final Record
1968-69	27-17	21-17	48-34	1994-95	22-26	20-14	42-40
1969-70	31-21	17-13	48-34	1995-96	26-21	20-15	46-36
1970-71	14-32	22-14	36-46	1996-97	31-15	25-11	56-26
1971-72	17-30	19-16	36-46	1997-98	29-20	21-12	50-32
1972-73	27-24	19-12	46-46	1998-99	-	-	31-19
1973-74	21-24	14-23	35-47	1999-00	19-28	9-26	28-54
1974-75	17-26	14-25	31-51	2000-01	16-33	9-24	25-57
1975-76	24-25	5-28	29-53	2001-02	16-33	17-16	33-49
1976-77	22-34	9-17	31-51	2002-03	19-30	16-17	35-47
1977-78	24-27	17-14	41-41	2003-04	18-35	10-19	28-54
1978-79	28-25	18-11	46-36	2004-05	10-41	3-28	13-69
1979-80	32-23	18-9	50-32	2005-06	16-34	10-22	26-56
1980-81	19-34	12-17	31-51	2006-07	21-31	9-21	30-52
1981-82	19-22	23-18	42-40	2007-08	22-28	15-17	37-45
1982-83	24-26	19-13	43-39	2008-09	31-21	16-14	47-35
1983-84	24-20	16-22	40-42	2009-10	33-18	20-11	53-29
1984-85	21-29	13-19	34-48	2010-11	34-21	10-17	44-38
1985-86	28-20	22-12	50-32	2011-12	19-14	21-12	40-26
1986-87	29-16	28-9	57-25	2012-13	29-22	15-16	44-38
1987-88	30-15	20-17	50-32	2013-14	25-26	13-18	38-44
1988-89	28-19	24-11	52-30	2014-15	43-10	17-12	60-22
1989-90	22-24	19-17	41-41	2015-16	31-24	17-10	48-34
1990-91	26-21	17-18	43-39	2016-17	32-24	11-15	43-39
1991-92	24-23	14-21	38-44	2017-18	18-41	6-17	24-58
1992-93	24-27	19-12	43-39	2018-19	19-39	10-14	29-53
1993-94	34-13	23-12	57-25	2019-20	15-41	5-6	20-47

MISCELLANEOUS RECORDS

HAWKS ALL-TIME TRIPLE DOUBLES (REGULAR SEASON ONLY)

Player	Date and Opponent	Stats
Bill Bridges	12/21/68 vs. DET	12 p/25 r/12 a
	11/29/69 vs. CIN	19 p/28 r/11 a
	12/12/69 vs. LAL	13 p/10 r/11 a
	2/2/70 vs. DET	13 p/17 r/12 a
	2/21/70 at NYK	20 p/17 r/10 a
Walt Bellamy	3/20/70 vs. NYK	11 p/12 r/10 a
	11/1/70 at CLE	10 p/14 r/11 a
Herm Gilliam	2/5/74 vs. CAP	34 p/13 r/13 a
Steve Hawes	11/9/78 vs. SD	12 p/10 r/10 a
Tree Rollins	2/21/79 vs. POR	11 p/13 r/12 b
	11/27/82 vs. IND	10 p/15 r/11 b
	12/21/82 at CHI	14 p/15 r/10 b
	11/4/83 vs. CHI	15 p/11 r/10 b
Dan Roundfield	4/8/83 vs. CHI	11 p/10 r/11 a
Doc Rivers	12/29/87 at CHI	29 p/14 r/12 a
	1/19/88 vs. CHI	19 p/10 r/10 a
	2/27/88 vs. POR	21 p/10 r/14 a
	4/19/89 at MIL	20 p/12 r/10 a
Mookie Blaylock	11/27/93 vs. PHI	15 p/10 r/10 a
	3/26/94 vs. MIA	17 p/11 r/14 a
	11/18/94 vs. MIL	17 p/10 r/12 a
	3/5/95 at ORL	15 p/11 r/14 a
	3/17/98 at TOR	10 p/11 r/12 a
	4/14/98 vs. PHI	14 p/11 a/10 s
	5/2/99 at CLE	19 p/11 r/10 a
Dikembe Mutombo	2/15/00 vs. NJN	21 p/13 r/11 b
Toni Kukoc	3/13/01 vs. VAN	20 p/10 r/11 a
	3/17/01 vs. DET	29 p/10 r/10 a
Jason Terry	2/28/03 at CHI	23 p/10 r/13 a
Bob Sura	4/9/04 at CHI	12 p/11 r/12 a
	4/10/04 vs. BOS	15 p/10 r/11 a
Joe Johnson	2/1/06 at CHA	15 p/10 r/11 a
	12/23/08 vs. OKC	20 p/11 r/11 a
Josh Smith	1/23/08 at DEN	22 p/12 r/10 a
	2/5/10 vs. CHI	18 p/14 r/10 a
	11/28/10 at TOR	12 p/13 r/10 a
Paul Millsap	3/18/14 vs. TOR	19 p/13 r/10 a
Al Horford	1/13/15 at PHI	21 p/10 r/10 a
Trae Young	3/9/18 vs. BKN	23 p/10 r/11 a
	11/23/19 vs. TOR	30 p/10 r/10 a
	1/8/20 vs. HOU	42 p/13 r/10 a

HAWKS ALL-TIME FOUR-POINT PLAYS (REGULAR SEASON ONLY)

ATLANTA Player	Date and Opponent
Anthony "Spud" Webb	1/23/91 at WAS
Glenn "Doc" Rivers	3/28/91 vs. HOU
Paul Graham	12/28/92 vs. WAS
Dominique Wilkins	2/24/93 at PHI
Craig Ehlo	2/28/94 at LAC
Eldridge Recasner	3/11/97 vs. UTA
Steve Smith	3/14/97 vs. SEA
Salim Stoudamire	12/4/05 at PHO
Salim Stoudamire	2/22/08 at GSW
Jamal Crawford	12/26/09 at IND
Jamal Crawford	1/8/10 vs. BOS
Jamal Crawford	1/20/10 vs. SAC
Jamal Crawford	1/27/10 at SAS
Jamal Crawford	2/3/10 vs. LAC
Jamal Crawford	3/6/10 at MIA
Jamal Crawford	3/8/10 at NYK
Jamal Crawford	4/9/10 vs. TOR
Jamal Crawford	4/10/10 at WAS
Jamal Crawford	11/5/10 at MIN
Jamal Crawford	11/7/10 vs. PHO
Jamal Crawford	1/5/11 at UTA
Jamal Crawford	1/29/11 at DAL
Jamal Crawford	3/6/11 vs. NYK
Kirk Hinrich	3/11/11 at CHI
Kyle Korver	11/21/12 vs. WAS
John Jenkins	2/5/13 at IND
Kyle Korver	3/25/13 at IND
John Jenkins	4/6/13 at SAS
Kyle Korver	11/16/13 at NYK
Kyle Korver	12/4/13 vs. LAC
Kyle Korver	12/26/13 at CLE
Kyle Korver	12/31/13 at BOS
Kyle Korver	1/8/14 vs. IND
Kyle Korver	1/25/14 at MIL
DeMarre Carroll	2/22/14 vs. NYK
DeMarre Carroll	2/25/14 vs. CHI
Kyle Korver	3/8/14 at LAC
DeMarre Carroll	3/23/14 at TOR
Cartier Martin	4/14/14 vs. CHA
Kyle Korver	1/17/15 at CHI
Paul Millsap	3/18/15 at GSW
John Jenkins	3/22/15 vs. SAS
Kyle Korver	4/13/15 vs. NYK
Tim Hardaway Jr.	3/19/16 vs. HOU
Tim Hardaway Jr.	3/25/16 vs. MIL
Kyle Korver	3/26/16 at DET
Tim Hardaway Jr.	12/9/16 at MIL
Malcolm Delaney	1/22/18 vs. UTA
Kent Bazemore	1/31/18 vs. CHA
Malcolm Delaney	2/6/18 vs. MEM
Taurean Prince	2/26/18 vs. LAL
Taurean Prince/Andrew White III	3/11/18 vs. CHI
Trae Young	11/19/18 vs. LAC
Vince Carter	12/23/18 at DET
Trae Young	2/2/19 at PHO
Trae Young	10/24/19 at DET
Jabari Parker	11/6/19 vs. CHI
Allen Crabbe	11/17/19 at LAL
Trae Young	11/25/19 vs. MIN
Trae Young	2/20/20 vs. MIA

OPPONENTS Player	Date
Isiah Thomas (Detroit)	2/02/82
Mark Aguirre (Dallas)	12/27/83
Andrew Toney (Philadelphia)	3/06/85
Glen Rice (Miami)	11/28/92
Reggie Miller (Indiana)	3/05/94
Scottie Pippen (Chicago)	3/08/94
Pete Myers (Chicago)	3/08/94
B.J. Armstrong (Golden State)	12/29/95
Brent Price (Washington)	4/04/96
Joe Dumars (Detroit)	4/04/97
Morris Peterson (Toronto)	4/12/02
Chris Duhon (Chicago)	2/20/07
Daniel Gibson (Cleveland)	1/09/08
Jamal Crawford (New York)	4/11/08
Kevin Martin (Sacramento)	2/18/09
Danny Granger (Indiana)	4/10/09
Kyle Korver (Utah)	2/22/10
Brandon Jennings (Milwaukee)	11/10/10
Deron Williams (Utah)	1/5/11
James Jones (Miami)	4/11/11
Nick Young (Washington)	12/28/11
Shane Battier (Miami)	1/2/12
Anthony Morrow (New Jersey)	1/9/12
Ryan Anderson (Orlando)	4/15/12
James Harden (Houston)	11/5/12
Jamal Crawford (LA Clippers)	11/24/12
Arron Afflalo (Orlando)	12/22/12
Andrei Kirilenko (Minnesota)	1/21/13
Orlando Johnson (Indiana)	3/25/13
Rudy Gay (Toronto)	4/6/13
Alan Anderson (Brooklyn)	1/16/14
P.J. Hairston (Charlotte)	11/7/14
C.J. Miles (Indiana)	12/8/14
Stephen Curry (Golden State)	3/18/15
Joe Ingles (Utah)	3/8/16
Ben McLemore (Sacramento)	1/21/16
Damian Lillard (Portland)	1/20/16
Nicolas Batum (Charlotte)	1/13/16
Kevin Martin (Minnesota)	11/9/15 Kawhi
Leonard (San Antonio)	11/28/15
Robert Covington (Philadelphia)	12/16/15
Isaiah Thomas (Boston)	12/18/15
Nick Young (LA Lakers)	11/27/16
Jimmy Butler (Chicago)	1/25/17
Damian Lillard (Portland)	3/18/17
Spencer Dinwiddie (Brooklyn)	3/26/17
Joe Ingles (Utah)	1/22/18
Fred Van Vleet (Toronto)	1/24/18
Nicolas Batum (Charlotte)	1/31/18
Kemba Walker (Charlotte)	3/15/18
Stephen Curry (Golden State)	3/23/18
Buddy Hield (Sacramento)	11/1/18
Langston Galloway (Detroit)	11/9/18
Josh Richardson (Miami)	11/27/18
Jayson Tatum (Boston)	12/14/18
Terrence Ross (Orlando)	2/10/19
Darius Miller (New Orleans)	3/10/19
Doug McDermott (Indiana)	12/13/19
T.J. Warren (Indiana)	1/4/20

HAWKS THREE-POINT FG PERCENTAGE

Year	Hawks 3-Pt %		Opponents 3-Pt %	
2019-20	.333	(805-2416)	.363	(797-2194)
2018-19	.352	(1067-3034)	.359	(1013-2820)
2017-18	.360	(917-2544)	.377	(949-2519)
2016-17	.341	(729-2137)	.357	(893-2502)
2015-16	.350	(815-2326)	.338	(679-2008)
2014-15	.380	(818-2152)	.341	(720-2112)
2013-14	.363	(768-2116)	.365	(654-1793)
2012-13	.371	(706-1901)	.379	(620-1635)
2011-12	.370	(492-1330)	.344	(391-1137)
2010-11	.352	(502-1427)	.338	(459-1358)
2009-10	.360	(524-1455)	.345	(480-1392)
2008-09	.366	(597-1633)	.353	(528-1496)
2007-08	.356	(384-1078)	.362	(512-1413)
2006-07	.329	(341-1038)	.376	(465-1236)
2005-06	.367	(424-1154)	.368	(444-1205)
2004-05	.312	(304-973)	.379	(467-1232)
2003-04	.335	(419-1249)	.358	(482-1345)
2002-03	.352	(402-1141)	.359	(446-1243)
2001-02	.354	(423-1194)	.355	(472-1329)
2000-01	.357	(333-933)	.367	(396-1080)
1999-00	.317	(258-814)	.367	(373-1015)
1998-99	.306	(197-644)	.300	(190-634)
1997-98	.332	(337-1016)	.342	(348-1017)
1996-97	.359	(659-1834)	.347	(485-1399)
1995-96	.355	(566-1595)	.360	(479-1329)
1994-95	.341	(539-1580)	.347	(420-1212)
1993-94	.323	(268-830)	.315	(275-872)
1992-93	.355	(382-1076)	.337	(281-833)
1991-92	.313	(210-671)	.343	(251-732)
1990-91	.324	(271-836)	.349	(217-621)
1989-90	.302	(124-411)	.340	(181-533)
1988-89	.277	(110-397)	.288	(147-511)
1987-88	.301	(85-282)	.335	(136-406)
1986-87	.318	(135-425)	.300	(128-426)
1985-86	.199	(33-166)	.307	(87-283)
1984-85	.311	(73-235)	.217	(46-212)
1983-84	.217	(23-106)	.211	(39-185)
1982-83	.239	(45-188)	.235	(39-166)
1981-82	.219	(28-128)	.247	(46-186)
1980-81	.122	(10-82)	.211	(32-152)
1979-80	.173	(13-75)	.251	(46-183)

MISCELLANEOUS RECORDS

HAWKS OPENING GAME RESULTS

HOME

Season	Opponent	Date	Result	Score	Attendance
1968-69	Cincinnati	10-15-68	lost	125-110	5,606
1969-70	Seattle	10-15-69	WON	124-119	3,718
1970-71	Milwaukee	10-17-70	lost	107-98	7,197
1971-72	Philadelphia	10-16-71	lost	104-102	5,806
1972-73	* New York	10-15-72	WON	109-101	13,867
1973-74	Capital	10-09-73	WON	128-114	7,503
1974-75	Houston	10-19-74	WON	118-112	4,427
1975-76	New Orleans	10-23-75	WON	109-91	5,579
1976-77	Houston	10-12-76	lost	120-104	4,385
1977-78	Cleveland	10-22-77	WON	107-101	7,894
1978-79	Detroit	10-14-78	WON	122-114	10,249
1979-80	New York	10-12-79	WON	121-104	9,428
1980-81	Chicago	10-11-80	WON	101-93	11,275
1981-82	Philadelphia	10-31-81	lost	108-106	9,824
1982-83	Boston	10-30-82	lost	112-97	13,419
1983-84	Detroit	10-29-83	WON	117-115	9,677
1984-85	Philadelphia	10-27-84	lost	111-108	13,964
1985-86	Washington	10-25-85	lost	100-910	10,129
1986-87	New Jersey	11-01-86	WON	131-111	13,776
1987-88	Washington	11-06-87	WON	114-97	16,064
1988-89	Indiana	11-08-88	WON	112-107	16,371
1989-90	Indiana	11-03-89	lost	126-103	15,906
1990-91	Orlando	11-02-90	WON	115-111	13,593
1991-92	Detroit	11-02-91	lost	89-87	16,435 **
1992-93	New York	11-06-92	lost	106-94	16,389
1993-94	Indiana	11-05-93	WON	116-110	12,032
1994-95	Indiana	11-04-94	lost	94-92	12,968
1995-96	Indiana	11-03-95	lost	106-111	15,188
1996-97	Detroit	11-02-96	lost	90-78	16,378
1997-98	Toronto	11-01-97	WON	90-85	8,539 ***
1998-99	Cleveland	2-05-99	WON	100-83	19,806
1999-00	Milwaukee	11-04-99	lost	119-109 !	18,514
2000-01	Charlotte	10-31-00	lost	106-82	18,465
2001-02	Washington	11-01-01	lost	98-88	20,073 ****
2002-03	Utah	10-31-02	WON	105-98	14,155
2003-04	Indiana	11-01-03	lost	103-99 †	18,818
2004-05	Cleveland	11-04-04	lost	93-79	19,624
2005-06	LA Lakers	11-08-05	Oklost	103-97	19,523
2006-07	New York	11-03-06	WON	102-92	19,604
2007-08	Dallas	11-02-07	WON	101-94	19,767
2008-09	Philadelphia	11-01-08	WON	95-88	19,651
2009-10	Indiana	10-28-09	WON	120-109	17,998
2010-11	Washington	10-30-10	WON	99-95	18,729
2011-12	Washington	12-28-11	WON	101-83	17,750
2012-13	Houston	11-02-12	lost	109-102	18,238
2013-14	Toronto	11-01-13	WON	102-95	18,118
2014-15	Indiana	11-01-14	WON	102-92	19,118
2015-16	Detroit	10-27-15	lost	106-94	19,187
2016-17	Washington	10-27-16	WON	114-99	19,049
2017-18	Denver	10-27-17	lost	105-100	16,220
2018-19	Dallas	10-24-18	WON	111-104	16,705
2019-20	Orlando	10-26-19	WON	103-99	17,078
52 Year Totals		30-22			

ROAD

Season	Opponent	Date	Result	Score	Attendance
1968-69	Seattle	10-25-68	lost	123-112	4,689
1969-70	Boston	10-24-69	WON	122-110	6,605 @
1970-71	Detroit	10-22-70	lost	120-101	10,460
1971-72	Cincinnati	10-12-71	lost	127-113	5,124
1972-73	Buffalo	10-10-72	WON	120-109	7,634
193-74	Detroit	10-12-73	lost	122-105	5,020
1974-75	Chicago	10-18-74	lost	120-115†	7,351
1975-76	Los Angeles	11-02-75	lost	116-113†	11,257
1976-77	Los Angeles	10-29-76	lost	118-101	9,752
1977-78	Boston	10-25-77	lost	110-103	6,590
1978-79	Indiana	10-13-78	lost	117-104	8,476
1979-80	Indiana	10-13-79	lost	115-101	10,904
1980-81	Detroit	10-18-80	WON	125-123†	4,036
1981-82	Chicago	11-03-81	lost	104-96	7,112
1982-83	Detroit	10-29-82	lost	94-86	15,252
1983-84	New Jersey	10-28-83	lost	126-108	10,173
1984-85	New Jersey	10-26-84	WON	119-104	10,061
1985-86	Milwaukee	10-26-85	lost	117-91	10,237
1986-87	Philadelphia	11-02-86	WON	122-113	11,468
1987-88	New York	11-11-87	WON	94-93	12,781
1988-89	New Jersey	11-04-88	WON	113-105	14,480
1989-90	Boston	11-10-89	lost	117-106	14,890
1990-91	Sacramento	11-06-90	WON	102-85	17,014
1991-92	Charlotte	11-06-91	lost	114-104	23,698
1992-93	Chicago	11-07-92	WON	100-99	18,676
1993-94	Chicago	11-08-93	lost	106-80	18,157
1994-95	Utah	11-07-94	lost	104-86	18,661
1995-96	Utah	11-06-95	lost	105-96	18,742
1996-97	Miami	11-01-96	lost	94-81	15,113
1997-98	Orlando	10-31-97	WON	105-99	17,248
1998-99	New Jersey	2-07-99	lost	79-69	18,545
1999-00	Washington	11-02-99	lost	94-87	16,038
2000-01	New York	11-02-00	lost	94-69	19,763
2001-02	Houston	10-30-01	lost	89-84†	9,500
2002-03	New Jersey	10-30-02	lost	105-95	16,324
2003-04	New Orleans	10-29-03	lost	88-83†	15,242
2004-05	Phoenix	11-03-04	lost	112-82	18,422
2005-06	Golden State	11-02-05	lost	122-97	18,629
2006-07	Philadelphia	11-01-06	lost	88-75	17,119
2007-08	Detroit	11-04-07	lost	92-91	22,076
2008-09	Orlando	10-29-08	WON	99-85	17,461
2009-10	LA Lakers	11-01-09	lost	118-110	18,997
2010-11	Memphis	10-27-10	WON	119-104	17,519
2011-12	New Jersey	12-27-11	WON	106-70	18,711
2012-13	Oklahoma City	11-04-12	WON	104-95	18,203
2013-14	Dallas	10-30-13	lost	118-109	19,834
2014-15	Toronto	10-29-14	lost	109-102	19,800
2015-16	New York	10-29-15	WON	112-101	19,812
2016-17	Philadelphia	10-29-16	WON	104-72	16,312
2017-18	Dallas	10-18-17	WON	117-111	19,709
2018-19	New York	10-17-18	lost	126-107	18,249
2019-20	Detroit	10-24-19	WON	117-100	20,332
52 Year Totals		18-34			

*first Hawks game at Omni
!first Hawks game at Philips Arena (now State Farm Arena)
† denotes overtime game

** largest opening night crowd at Omni
**** largest opening night crowd ever
@ game played in Hartford, CT

*** opening night at Ga. Tech

MISCELLANEOUS NUMBERS

HAWKS OVERTIME GAMES

Season	Home	Road	Total	Pct.
1968-69	2-0	0-0	2-0	1.000
1969-70	0-0	4-0	4-0	1.000
1970-71	1-0	1-1	2-1	.667
1971-72	0-2	0-0	0-2	.000
1972-73	2-1	2-1	4-2	.667
1973-74	1-1	0-1	1-2	.333
1974-75	1-1	0-2	1-3	.250
1975-76	1-1	0-3	1-4	.200
1976-77	1-0	0-0	1-0	1.000
1977-78	3-0	1-1	4-1	.800
1978-79	3-1	1-1	4-2	.667
1979-80	2-1	1-0	3-1	.750
1980-81	1-3	1-3	2-6	.250
1981-82	1-1	2-1	3-2	.600
1982-83	1-1	0-1	1-2	.333
1983-84	2-1	0-1	2-2	.500
1984-85	0-1	2-2	2-3	.400
1985-86	1-1	1-2	2-3	.400
1986-87	1-0	1-0	2-0	1.000
1987-88	1-1	2-0	3-1	.750
1988-89	1-0	1-3	2-3	.400
1989-90	0-0	1-1	1-1	.500
1990-91	1-1	0-0	1-1	.500
1991-92	2-3	0-3	2-6	.250
1992-93	3-1	1-0	4-1	.800
1993-94	1-1	0-1	1-2	.333
1994-95	2-2	2-1	4-3	.571
1995-96	1-0	1-0	2-0	1.000
1996-97	4-0	1-0	5-0	1.000
1997-98	2-1	3-1	5-2	.714
1998-99	1-2	0-0	1-2	.333
1999-00	2-0	0-3	2-3	.400
2000-01	0-2	0-0	0-2	.000
2001-02	1-0	0-2	1-2	.333
2002-03	2-1	1-3	3-4	.429
2003-04	0-4	0-2	0-6	.000
2004-05	0-4	2-1	2-5	.286
2005-06	3-1	2-1	5-2	.714
2006-07	1-4	2-1	3-5	.375
2007-08	2-3	0-1	2-4	.333
2008-09	0-0	0-1	0-1	.000
2009-10	4-1	0-2	4-3	.571
2010-11	0-0	1-1	1-1	.500
2011-12	2-1	3-2	5-3	.625
2012-13	3-0	1-1	4-1	.800
2013-14	3-0	1-1	4-1	.800
2014-15	0-0	0-1	0-1	.000
2015-16	0-3	0-2	0-5	.000
2016-17	4-0	1-0	5-0	1.000
2017-18	0-0	0-1	0-1	.000
2018-19	2-1	1-0	3-1	.750
2019-20	2-1	0-3	2-4	.333
TOTALS	74-54	44-59	118-113	.511

Team	Site	Hawks	Opp.	W-L
BOSTON (4-8)				
3-08-13	BOS	102	107	L
1-25-13 (2OT)	ATL	123	111	W
4-11-12	BOS	86	88	L
11-22-02 (2OT)	BOS	98	105	L
3-27-01	ATL	112	115	L
11-23-92	BOS	101	97	W
2-03-87	ATL	126	123	W
1-18-86	ATL	122	125	L
12-18-82	ATL	103	107	L
12-14-74	ATL	90	92	L
2-26-71	BOS	129	136	L
2-14-69	ATL	104	101	W
CHARLOTTE HORNETS/BOBCATS (4-3)				
3-09-20 (2OT)	ATL	143	138	W
11-7-14	CHAR	119	122	L
12-28-13	ATL	118	116	W
1-06-12	CHAR	102	96	W
3-19-10	ATL	93	92	W
2-13-08	CHAR	98	100	L
4-11-05	ATL	105	110	L
CHICAGO (4-9)				
3-01-19	ATL	161	168	L
12-19-09	CHI	98	101	L
12-16-06	ATL	104	106	L
11-18-88	CHI	112	115	L
12-20-84 (2OT)	NO	129	132	L
12-21-82 (2OT)	CHI	116	124	L
2-26-82	ATL	110	116	L
1-31-78	CHI	103	106	L
12-21-75	ATL	97	90	W
10-18-74	CHI	115	120	L
12-07-72	CHI	94	89	W
3-19-71	ATL	112	111	W
11-06-69	CHI	142	137	W
CLEVELAND (11-7)				
4-09-17	ATL	126	125	W
4-01-16	ATL	108	110	L
12-26-13 (2OT)	CLE	127	125	W
3-21-12	ATL	103	102	W
11-07-06	CLE	104	95	W
1-25-03	CLE	102	101	W
4-13-02 (2OT)	ATL	128	123	W
11-08-97	CLE	99	97	W
4-13-93	ATL	109	112	L
11-17-89 (2OT)	CLE	125	131	L
3-23-85	CLE	91	86	W
12-09-81	CLE	108	112	L
11-24-81	ATL	94	92	W
1-09-81	ATL	107	108	L
2-29-80	ATL	111	102	W
1-07-75	ATL	113	112	W
2-23-75	CLE	105	111	L
2-08-73	ATL	132	136	L

Team	Site	Hawks	Opp.	W-L
DALLAS (0-2)				
2-26-10	ATL	103	111	L
11-08-84	DAL	105	112	L
DENVER (2-1)				
3-13-12	DEN	117	118	L
12-18-05	ATL	110	107	W
12-11-92	ATL	112	107	W
DETROIT (5-8)				
12-26-12 (2OT)	ATL	126	119	W
1-27-12	DET	107	101	W
3-14-05	ATL	108	114	L
3-26-03	DET	99	102	L
4-14-01	ATL	124	129	L
11-09-88	DET	95	101	L
2-02-85	DET	102	110	L
11-27-81	DET	114	112	W
10-18-80	DET	125	123	W
11-24-78	DET	117	119	L
1-16-73	ATL	130	129	W
11-21-72	DET	110	113	L
12-30-99	DET	105	106	L
GOLDEN STATE (4-2)				
3-01-16	GS	105	109	L
3-23-92	ATL	126	125	W
3-17-89	GS	118	127	L
2-10-80	GS	98	96	W
1-31-80	ATL	111	107	W
11-19-75	ATL	104	98	W
HOUSTON (1-3)				
2-22-04 (3OT)	HOU	121	123	L
10-30-01	HOU	84	89	L
4-07-89	ATL	120	112	W
12-15-71	ATL	115	117	L
INDIANA (2-8)				
11-29-19	IND	104	105	L
2-24-06	IND	117	112	W
12-14-04	ATL	97	108	L
11-01-03	ATL	99	103	L
2-14-03	IND	97	98	L
4-30-99	ATL	90	92	L
4-09-98	ATL	102	105	L
3-06-92	ATL	113	115	L
1-31-92	IND	106	115	L
3-16-90	IND	106	104	W
KANSAS CITY / CINCINNATI / SACRAMENTO (2-1)				
3-07-79	ATL	122	120	W
3-14-76	KC	113	114	L
2-18-70	MEM	139	125	W

MISCELLANEOUS NUMBERS

HAWKS OVERTIME GAMES, CONT.

Team	Site	Hawks	Opp.	W-L
LOS ANGELES LAKERS (1-2)				
2-19-88	ATL	119	125	L
11-02-75	LA	113	116	L
12-01-72	LA	114	109	W
MEMPHIS/VANCOUVER (0-2)				
3-29-04 (2OT)	ATL	133	136	L
11-10-99	VAN	97	102	L
MIAMI (3-4)				
12-10-19	MIA	121	135	L
12-23-12	MIA	119	121	L
1-05-12 (3OT)	ATL	109	116	L
1-18-11	MIA	93	89	W
12-19-07	ATL	114	111	W
11-18-06	ATL	88	93	L
11-29-02	ATL	100	94	W
MILWAUKEE (4-9)				
3-31-19	ATL	136	135	W
1-15-16	MIL	101	108	L
2-20-16 (2OT)	ATL	109	117	L
2-28-10	ATL	106	102	W
12-26-97	MIL	94	99	L
11-19-94	ATL	93	97	L
3-01-92	MIL	106	109	L
2-07-85	MIL	94	91	W
3-06-84	ATL	104	109	L
3-29-81	ATL	128	132	L
11-28-80	MIL	108	113	L
1-10-79 (2OT)	MIL	117	113	W
3-30-76	MIL	126	130	L
MINNESOTA (5-1)				
2-27-19	ATL	131	123	W
12-28-18	MIN	123	120	W
4-04-00	MIN	76	86	L
12-13-94	ATL	85	83	W
12-28-91	ATL	125	122	W
1-05-91	ATL	117	112	W
NEW JERSEY (6-5)				
11-23-10	NJ	101	107	L
1-02-09	NJ	91	93	L
2-04-07	NJ	101	99	W
2-27-06	ATL	104	102	W
4-18-00 (2OT)	ATL	111	109	W
12-06-94	NJ	94	91	W
1-21-94	ATL	111	113	L
4-19-88	NJ	119	109	W
3-26-85	NO	108	109	L
11-04-78	ATL	117	118	L
10-26-77	NJ	113	110	W
NEW ORLEANS/CHARLOTTE (0-1)				
10-29-03	NO	83	88	L
NEW YORK (12-8)				
3-11-20	ATL	131	136	L
2-9-20 (2OT)	ATL	140	135	W
1-29-17 (4OT)	ATL	142	139	W
12-28-16	ATL	102	98	W
1-01-10	ATL	108	112	L
3-03-07	ATL	100	104	L
3-15-06 (2OT)	NY	117	121	L
4-17-05	NY	139	135	W
11-30-04	NY	109	110	L
1-28-00	ATL	98	96	W
11-28-95	NY	102	97	W
4-06-93	ATL	109	104	W
12-07-91	ATL	128	137	L
2-24-84	ATL	105	104	W
12-23-83	ATL	114	113	W
2-24-81	ATL	117	120	L
10-30-80	NY	115	116	L
11-30-78	ATL	102	96	W
2-24-77	ATL	101	98	W
12-16-69	NY	125	124	W
OKLAHOMA CITY/SEATTLE (5-3)				
11-16-07 (2OT)	ATL	123	126	L
11-11-06	ATL	112	113	L
11-26-02	ATL	119	116	W
11-13-93	SEA	89	97	L
2-19-82 (3OT)	SEA	127	122	W
3-11-79	ATL	113	111	W
2-05-71	SEA	121	120	W
3-16-69	ATL	131	127	W

Team	Site	Hawks	Opp.	W-L
ORLANDO (4-4)				
12-06-17	ORL	106	110	L
2-08-16	ATL	110	117	L
2-10-12	ORL	89	87	W
3-19-06	ATL	110	107	W
2-19-99	ATL	94	99	L
3-17-97	ATL	112	107	W
1-09-97	ORL	97	92	W
3-05-95	ORL	111	113	L
PHILADELPHIA (6-5)				
4-08-07	PHIL	104	109	L
4-06-04	ATL	100	103	L
3-27-99	ATL	103	99	W
1-29-98	ATL	109	99	W
3-12-91	ATL	129	133	L
4-15-88	PHIL	103	101	W
3-05-86	PHIL	114	122	L
11-02-85	ATL	114	113	W
12-02-80	ATL	112	108	W
3-11-80	ATL	97	102	L
3-31-78	ATL	111	110	W
PHOENIX (3-1)				
1-07-97	ATL	105	103	W
2-04-89	PHO	118	116	W
12-18-77	ATL	134	129	W
2-16-74	PHO	123	124	L
PORTLAND (3-5)				
11-10-19	POR	113	124	L
2-13-17	POR	109	104	W
11-16-09	ATL	99	95	W
1-21-08	ATL	109	111	L
3-23-07	ATL	100	102	L
1-22-03	ATL	110	112	L
3-29-93	ATL	127	118	W
12-20-80	POR	119	122	L
SAN ANTONIO (5-1)				
1-01-17	ATL	114	112	W
3-21-10	ATL	119	114	W
1-11-97	ATL	87	82	W
12-29-94	ATL	127	121	W
3-10-87	SA	113	106	W
3-20-84	SA	132	135	L
SAN DIEGO / BUFFALO / LA CLIPPERS (0-3)				
1-17-92	LAC	107	111	L
12-11-73	ATL	127	132	L
11-05-71	ATL	117	122	L
TORONTO (6-3)				
3-18-14	ATL	118	113	W
4-02-08	ATL	127	120	W
3-01-06	TOR	113	111	W
4-8-05	TOR	101	109	L
3-11-05	TOR	116	112	W
11-26-04	ATL	97	99	L
1-11-02	TOR	91	94	L
11-26-97 (2OT)	TOR	109	104	W
1-04-96	ATL	104	101	W
UTAH / NEW ORLEANS (4-1)				
3-25-12 (4OT)	ATL	139	133	W
3-21-94	ATL	100	96	W
12-19-87	ATL	130	124	W
2-19-86	UTAH	105	109	L
3-24-78	ATL	96	94	W
WASHINGTON / CAPITAL / BALTIMORE (11-3)				
12-13-13	ATL	101	99	W
12-18-12	WAS	100	95	W
11-21-12	ATL	101	100	W
1-11-08	ATL	98	102	L
1-14-06	ATL	114	106	W
1-11-98	WAS	107	102	W
11-18-97	ATL	98	89	W
1-24-97	ATL	117	105	W
2-19-92	ATL	102	103	L
4-04-86	WAS	129	135	L
3-16-83	ATL	94	81	W
3-23-74	ATL	119	108	W
11-07-72	ATL	109	107	W
11-01-69	BAL	140	137	W

HAWKS DRAFT CHOICES

2020 DRAFT CHOICES

Name	From	Pos.	Ht.	Wt.	Round	Pick
Onyeka Okongwu	USC	F/C	6-9	245	1	6
Skylar Mays	LSU	G	6-4	205	2	50

1968 - 2019 HAWKS DRAFT CHOICES

Rnd.	Player	College	Pick
2019 DRAFT			
1	Jaxson Hayes *	Texas	8
1	Cam Reddish	Duke	10
2	Marcos Louzada Silva	Brazil	35

* The Hawks traded Hayes' rights to New Orleans as part of the trade for fourth overall pick De'Andre Hunter and Silva's rights to Philadelphia as part of a trade for Bruno Fernando.

2018 DRAFT			
1	Luka Doncic *	Real Madrid	3
1	Kevin Huerter	Maryland	19
2	Omari Spellman	Villanova	30

* The Hawks traded Doncic's rights to the Dallas Mavericks in exchange for Trae Young, the fifth overall pick, and a 2019 first-round draft pick.

2017 DRAFT			
1	John Collins	Wake Forest	19
2	Tyler Dorsey	Oregon	41
2	Alpha Kaba	France	60

2016 DRAFT			
1	DeAndre' Bembry	St. Joseph's	21
2	Isaia Cordinier	Denain ASC Voltaire (France)	44
2	Kay Felder	Oakland University	54

* The Hawks traded Felder's rights to Cleveland for cash considerations.

2015 DRAFT			
1	Kelly Oubre	Kansas	15
2	Marcus Eriksson	Barcelona	50
2	Dimitrios Agravanis	Olympiacos	59

* The Hawks traded Oubre's rights to the Washington Wizards in exchange for Jerian Grant, the 19th pick, and two second-round picks. Atlanta then acquired Tim Hardaway Jr. from the New York Knicks in exchange for the draft rights to Grant.

2014 DRAFT			
1	Adreian Payne	Michigan State	15
2	Walter "Edy" Tavares	Gran Canaria	43
2	Lamar Patterson	Pittsburgh	48

* The Hawks acquired Patterson's draft rights from Milwaukee, in exchange for a 2015 second-round pick.

2013 DRAFT			
1	Dennis Schröder	NY Phantoms Braunschweig (Germany)	17
2	Raul Neto	Lagun Aro (Spain)	47
2	James Ennis	Long Beach State	50

* On June 28, the Hawks acquired the rights to Lucas Nogueira (16th pick), Mike Muscala (44th pick) and Jared Cunningham from Dallas in exchange for the rights to Shane Larkin (18th pick) ... In addition, the Hawks acquired a 2015 second-round pick from the Utah Jazz in exchange for Raul Neto (47th pick) and a conditional 2017 second-round pick from the Miami Heat in exchange for James Ennis (50th pick).

2012 DRAFT			
1	John Jenkins	Vanderbilt	23
2	Mike Scott	Virginia	43

2011 DRAFT			
2	Keith Benson	Oakland	48

2010 DRAFT			
1	Damion James *	Texas	24
2	Pape Sy	France	53

*On draft night, James was traded to NJ for rights to Jordan Crawford and Tibor Pleiss ... Pleiss was traded to OKC for cash considerations.

2009 DRAFT			
1	Jeff Teague	Wake Forest	19
2	Sergiy Gladyr	NBC Mykolaiv	49

2008 DRAFT			
No draft picks			

2007 DRAFT			
1	Al Horford	Florida	3
1	Acie Law IV	Texas A&M	11

2006 DRAFT			
1	Shelden Williams	Duke	5
2	Solomon Jones	South Florida	33

2005 DRAFT			
1	Marvin Williams	North Carolina	2
2	Salim Stoudamire	Arizona	31
2	Cenk Akyol	Turkey (Efes Pilsen)	59

2004 DRAFT			
1	Josh Childress	Stanford	6
1	Josh Smith	Oak Hill Academy (HS)	17
2	Donta Smith	SE Illinois JC	34
2	Royal Ivey	Texas	37
2	Viktor Sanikidze *	SAOS JDA Dijon (Georgia)	42

*On draft night, Sanikidze was traded to the Spurs for a 2005 second-round pick and cash considerations.

2003 DRAFT			
1	Boris Diaw	Pau Orthez (France)	21
2	Travis Hansen	Brigham Young	37

2002 DRAFT			
2	David Andersen	Kinder Bologna (Italy)	37

On draft night, the Hawks acquired the draft rights to Dan Dickau (selected in the first round, 28th overall by Sacramento) in exchange for a future first-round pick.

Rnd.	Player	College	Pick
2001 DRAFT			
1	Pau Gasol *	Spain	3
1	Jamaal Tinsley **	Iowa State	27
2	Terence Morris	Maryland	34

*On draft night, Gasol was traded to the Grizzlies, along with Brevin Knight and Lorenzen Wright, in exchange for Shareef Abdur-Rahim and the 27th pick.
*On draft night, Tinsley was traded to Pacers for a future first-rounder.

2000 DRAFT			
1	DerMarr Johnson	Cincinnati	6
2	Hanno Möttölä	Utah	40
2	James "Scoonie" Penn	Ohio State	57

1999 DRAFT			
1	Jason Terry	Arizona	10
1	Cal Bowdler	Old Dominion	17
1	Dion Glover	Georgia Tech	20
1	Jumaine Jones *	Georgia	27
2	Roberto Bergersen **	Boise State	52

*On draft night, Jones' rights were traded to the Philadelphia 76ers for a future first-round draft choice (via Toronto).
** On draft night, rights were traded to Portland for cash considerations.

1998 DRAFT			
1	Roshown McLeod	Duke	22
2	Cory Carr *	Texas Tech	49

* On draft night, Carr's rights were traded to Chicago, along with two future second-round draft picks, for the rights to Shammond Williams.

1997 DRAFT			
1	Ed Gray	California	22
2	Alain Digbeu	Villerbaune, France	50
2	Chris Crawford	Marquette	51

1996 DRAFT			
1	Priest Lauderdale	Central State (OH)	28

1995 DRAFT			
1	Alan Henderson	Indiana	16
2	Donnie Boyce	Colorado	42
3	Troy Brown	Providence	45
4	Cuonzo Martin	Purdue	57

1994 DRAFT			
2	Gaylon Nickerson	NW Oklahoma State	34

(Atlanta's first-round position belonged to the LA Clippers as a result of the Dominique Wilkins/Danny Manning trade).

1993 DRAFT			
1	Doug Edwards	Florida State	15
2	Richard Manning	Washington	40

1992 DRAFT			
1	Adam Keefe	Stanford	10
2	Elmer Bennett	Notre Dame	38

1991 DRAFT			
1	Stacey Augmon	UNLV	9
1	Anthony Avent *	Seton Hall	15
2	Rodney Monroe	N.C. State	30

*Avent's rights were traded to Denver on 6/26/91.

1990 DRAFT			
1	Rumeal Robinson	Michigan	10
2	Trevor Wilson	UCLA	36

1989 DRAFT			
1	Roy Marble	Iowa	23
2	Haywoode Workman	Oral Roberts	49

1988 DRAFT			
2	Anthony Taylor	Oregon	44
3	Jorge Gonzalez	Argentina	54
3	Darryl Middleton	Baylor	68

First round pick and Randy Wittman to Sacramento for Reggie Theus 6/27/88.

1987 DRAFT			
1	Dallas Comegys	DePaul	21
2	Terrance Bailey	Wagner	42
2	Terry Coner	Alabama	44
3	Song Tao	China	67
4	Theo Christodoulou	Greece	90
5	Jose-Antonio Montero	Spain	113
6	Ricardo Morandoti	Italy	136
7	Franjo Arapovic	Yugoslavia	159

1986 DRAFT			
1	Billy Thompson *	Louisville	19
2	Cedric Henderson	Georgia	32
2	Augusto Binelli	Italian Nat'l.	40
3	Dave Hoppen	Nebraska	65
3	Jim Les	Bradley	70
4	Efram Winters	Illinois	88
5	Nicky Jones	Virginia Commonwealth	111
6	Alexander Volkov	USSR	134
7	Valery Tikhonenko	USSR	157

*Thompson was traded to L.A. Lakers for Ken Barlow 6/17/86.

1985 DRAFT			
1	Jon Koncak	SMU	5
2	Lorenzo Charles	N.C. State	41
3	Sedric Toney	Dayton	59
4	Arvydas Sabonis	USSR	77
4	John Battle	Rutgers	84
5	Larry Hampton	F.D.U.	100
6	Tony Duckett	Lafayette	123
7	Bob Ferry	Harvard	146

HAWKS DRAFT CHOICES, CONT.

Rnd.	Player	College	Pick
1984 DRAFT			
1	Kevin Willis	Michigan State	11
3	Bobby Parks	Memphis State	58
4	Dicky Beal	Kentucky	81
5	Terry Martin	NE Louisiana	104
6	Jim Master	Kentucky	127
7	Vince Martello	Florida State	150
8	Robert Brown	Long Island	173
9	Fred Brown	Georgetown	185
10	Doug Mills	Hofstra	217

Second round pick (#35) to Golden State for Rickey Brown on 2/15/83.

Rnd.	Player	College	Pick
1983 DRAFT			
1	Randy Wittman *	Indiana	22
2	Glenn Rivers	Marquette	31
3	John Pinone	Villanova	58
4	Harry Kelly	Texas Southern	81
5	Charles Jones	Oklahoma	104
6	Tom Bethea	Richmond	127
7	Lex Drum	UAB150	
8	George Thomas	Georgia Tech	173
9	Will Cotchery	Livingston	195
10	Ronnie Carr	W. Carolina	216

*Wittman acquired from Bullets for Tom McMillen and future pick 7/5/83.

Rnd.	Player	College	Pick
1982 DRAFT			
1	Keith Edmonson	Purdue	10
3	Joe Kopicki	Detroit	56
5	Mark Hall	Minnesota	102
6	Jay Bruchak	Mt. St. Mary's	126
7	Horace Wyatt	Clemson	148
8	James Ratiff	Howard	172
9	Pierre Bland	Elizabeth City	194
10	Ronnie McAdoo	Old Dominion	216

Second round pick to New York for Mike Glenn 10/24/81.
Fourth round pick to New Jersey for Rory Sparrow 8/11/81.

Rnd.	Player	College	Pick
1981 DRAFT			
1	Al Wood	North Carolina	4
2	Clyde Bradshaw	DePaul	38
3	Durand Macklin	LSU	52
4	Kevin Figaro	SW Louisiana	75
5	Steve Krafscisin	Iowa 98	
6	Darryl Warwick	Hampton	121
7	Kevin Vesey	Iona	144
8	Gilbert Salinas	Notre Dame	167
9	Howard Thompkins	Wagner	189
10	Mike Frazier	Georgetown	209
1980 DRAFT			
1	Don Collins	Washington State	18
2	Craig Shelton	Georgetown	28
5	Mike Doyle	South Carolina	110
6	Mike Zagardo	G. Washington	133
7	Charles Hightower	Dillard	156
9	Stan Lamb	Steubenville	195

Third round pick to Utah.
Fourth round pick to Los Angeles.
Selected ineligible player in eighth and tenth rounds.

Rnd.	Player	College	Pick
1979 DRAFT			
2	James Bradley	Memphis State	35
2	Larry Wilson	Nicholls State	38
3	Don Marsh	Franklin & Marshall	57
5	Tiny Pinder	N.C. State	101
6	Dwight Williams	Gardner-Webb	121
7	Tim Waterman	St. Bonavent.	141
8	John Goedeke	Maryland (Balt.)	160
9	Cedric Oliver	Hamilton	178
10	Chad Newlson	Drake	196

First round pick to Pacers as compensation for signing of free agent Dan Roundfield.

Rnd.	Player	College	Pick
1978 DRAFT			
1	Butch Lee	Marquette	10
1	Jack Givens	Kentucky	16
2	Rick Wilson	Louisville	25
3	Steve Grant	Manhattan	54
5	Chris Potter	Holy Cross	98
6	Gerald Glover	Howard	120
7	Jim DeWeese	Gonzaga	141
8	Ed Murphy	Merrimack	160
9	Maurice Robinson	W. Virginia	177
10	Marshall Lester	Florida Southern	192

Fourth round pick to Buffalo.

Rnd.	Player	College	Pick
1977 DRAFT			
1	Wayne Rollins	Clemson	14
3	Sam Smith	UNLV	48
3	Eddie Johnson	Auburn	49
4	Dave Bormann	Gardner-Webb	70
5	Bill Gordon	UTC 92	
6	Calvin Crews	Northwestern	114
7	James Holliman	Arizona State	135
8	Vern Thompson	Brigham Young	155

Second round pick to New York for Tom McMillen.

Rnd.	Player	College	Pick
1976 DRAFT			
1	Armond Hill	Princeton	9
2	Bob Carrington	Boston College	28
3	Larry Cooke	VPI	46
4	Tom Barker	Hawaii	53
5	Ron Davis	Washington State	70
6	Pete Padgett	Nevada-Reno	88
7	Carl Gerlach	Kansas State	106
8	Doug Terry	Utah	124
9	Bob Kovach	San Diego State	142
10	Mike Dickerson	S. Florida	160

Rnd.	Player	College	Pick
1975 DRAFT			
1	David Thompson	N.C. State	1
1	Marvin Webster	Morgan State	3
2	Bill Willoughby	Morrow (NJ) High	19
4	Monte Towe	N.C. State	57
5	Wilbur Holland	New Orleans	75
6	Danny Williams	Mississippi	93
7	Gus Johnson	Winona State	111
8	Oscar Jackson	Duquesne	129
9	Dave Schlesser	Morningside	146
10	Vic Kelly	Hawaii	162
1974 DRAFT			
1	Tom Henderson	Hawaii	7
1	Mike Sojourner	Utah 10	
2	John Drew	Gardner-Webb	25
3	Darrell Elston	North Carolina	43
4	Ed Palubinskas	Louisiana State	61
5	Tyrone Medley	Utah 79	
6	Sammy Hervey	So. Methodist	97
7	Greg Lee	UCLA	115
8	Bill Butler	Louisville	133
9	Lon Kruger	Kansas State	151
10	Brendy Lee	Nebraska	168
1973 DRAFT			
1	Dwight Jones	Houston	9
1	John Brown	Missouri	10
2	Tom Inglesby	Villanova	27
3	Ted Manakas	Princeton	36
3	Leonard Gray	Long Beach State	45
4	James Brown	Harvard	62
5	Dave Winfield	Minnesota	79
6	John Williamson	New Mexico State	96
7	Pete Harris	Stephen F. Austin	113
8	Tim Dominey	Valdosta State	130
1972 DRAFT			
2	Steve Bracey	Tulsa	21
4	Reggie Bird	Princeton	55
5	Bob Lackey	Marquette	71
6	Randy Knoll	Marshall	88
7	Billy Pleas	Detroit	105
8	Oscar Evans	Butler	121
9	Larry Strozier	Morehouse	136
10	Jim Clesson	Tulsa	149
11	Charles Allen	Texas Southern	160
12	James Green	Paine College	169
1971 DRAFT			
1	George Trapp	Long Beach State	5
2	Ted McClain	Tennessee State	22
3	Jeff Halliburton	Drake	39
4	Jim Welch	Houston	56
6	Willie Humes	Idaho State	90
7	Mike Jordan	Savannah State	107
8	Jim Smith	Kentucky Wesleyan	124
9	Ernie Fleming	Jacksonville	140
10	Ron Rippicoe	Lipscomb	156
11	Levi Wyatt	Alcorn	172
12	Roger Moore	Columbus	186
13	Ed Jenkins	Michigan Lutheran	198
1970 DRAFT			
1	Pete Maravich	Louisiana State	3
1	John Vallely	UCLA	14
2	Dan Hester	Louisiana State	31
4	Fred Davis	Howard Payne	65
5	Bob Riley	Mt. St. Mary's	82
6	Dave Parker	Windham	99
7	John Shinall	Jackson State	116
8	Herb White	Georgia	133
9	Larry Jackson	Sul Ross	150
11	Dino Meneghin	Italy 182	
1969 DRAFT			
1	Butch Beard	Louisville	10
2	Wally Andrezunas	Creighton	25
4	Billy Hann	Tennessee	53
5	Mike Mitchell	West Texas State	67
6	Guy Mackner	South Dakota	81
7	Bob Bundy	Vanderbilt	95
8	Bob Christian	Grambling	109
9	Pete Gayeska	Massachusetts	123
10	Dick Stewart	Rutgers	137
11	Loran Bracci	SF Valley State	151
12	Dave Jones	LaVerne	164
13	Dick Barton	Riverside	176
14	Mike Dahl	Oglethorpe	185
15	Norm Carmichael	Virginia	193
16	Buddy Cornelius	Jacksonville (Ala.)	199
17	John Tolmie	Navy205	
18	Cliff Parsons	Air Force	210
19	Grady O'Malley	Manhattan	214
20	Carl Rodwell	California-Riverside	217
1968 DRAFT			
1	Skip Harlicka	South Carolina	13
4	Bob Warren	Vanderbilt	47
5	Rusty Parker	Miami	61
6	Phil Wagner	Georgia Tech	75
7	Oscar Smith	Elizabeth City	89
8	Martin Baietti	Manhattan	103
9	Mack Daughtry	Albany State	117
10	Dwight Waller	Tennessee State	131
11	Henry Watkins	Tennessee State	144
12	Bill Harris	Texas Western	157
12	Frank Standard	South Carolina	169
13	George Hicker	Syracuse	180
14	Bernie Foster	Pasadena	188
15	Terry Allerton	Baldwin-Wallace	196

ALL-TIME ROSTER: 1968 - 2020

YEAR	GP	MINS	FGM	FGA	FG%	FTM	FTA	FT%	OR	DR	TR	AST	PF-D	STL	BS	PTS	PPG
SHAREEF ABDUR-RAHIM				Height: 6' 9"			Weight: 245									California '96	
2001-02	77	2980	598	1297	.461	419	523	.801	198	498	696	239	214-2	98	81	1636	20.5
2002-03	81	3087	566	1183	.478	455	541	.841	175	502	677	242	240-2	87	38	1608	19.9
2003-04	53	1956	383	790	.485	294	334	.880	141	354	495	127	147-1	44	19	1065	20.1
3 Years	211	8023	1547	3270	.473	1168	1398	.835	514	1354	1868	608	601-5	229	138	4309	20.4
DON ADAMS				Height: 6' 7"			Weight: 210									Northwestern '70	
1971-72	70	2030	307	779	.394	204	273	.747	—	—	494	137	259-5	—	—	818	11.7
1972-73	4	76	8	38	.211	7	8	.875	—	—	22	5	11-0	—	—	23	5.8
2 Years	74	2106	315	817	.386	211	281	.751	—	—	516	142	270-5	—	—	841	11.4
JAYLEN ADAMS				Height: 6' 2"			Weight: 190									St. Bonaventure '18	
2018-19	34	428	38	110	.345	7	9	.778	11	49	60	65	45-0	14	5	108	3.2
DERRICK ALSTON				Height: 6' 11"			Weight: 225									Duquesne '94	
1996-97	2	11	0	5	.000	0	0	—	3	1	4	0	0-0	0	0	0	0.0
GREG "Cadillac" ANDERSON				Height: 6' 10"			Weight: 250									Houston '87	
1994-95	51	622	57	104	.548	34	71	.479	62	126	188	17	103-0	23	29	148	2.9
1997-98	50	398	36	81	.444	16	41	.390	39	79	118	15	85-0	19	10	88	1.8
2 Years	101	1020	93	185	.503	50	112	.446	101	205	306	32	188-0	42	39	236	2.3
JUSTIN ANDERSON				Height: 6' 6"			Weight: 230									Virginia '15	
2018-19	48	463	64	157	.408	26	35	.743	24	60	84	23	48-0	22	13	178	3.7
KENNY ANDERSON				Height: 6' 1"			Weight: 168									Georgia Tech '91	
2004-05	39	717	81	190	.426	27	37	.730	23	60	83	98	81-1	33	0	195	5.0
PERO ANTIC				Height: 6' 11"			Weight: 265									Macedonia	
2013-14	50	925	123	294	.418	50	66	.758	57	152	209	58	126-0	19	12	352	7.0
2014-15	63	1037	108	296	.365	88	123	.715	58	131	189	49	132-0	18	14	356	5.7
2 Years	113	1962	231	590	.392	138	189	.730	115	283	398	107	258-0	37	26	708	6.3
HILTON ARMSTRONG				Height: 6' 11"			Weight: 235									Connecticut '06	
2010-11	12	76	6	12	.500	2	10	.200	3	14	17	4	9-0	3	5	15	1.3
STACEY AUGMON				Height: 6' 8"			Weight: 205									UNLV '91	
1991-92	82	2505	440	889	.489	213	320	.666	191	229	420	201	161-0	124	27	1094	13.3
1992-93	73	2112	397	792	.501	227	307	.739	141	146	287	170	141-1	91	18	1021	14.0
1993-94	82	2605	439	861	.510	333	436	.764	178	216	394	187	179-0	149	45	1212	14.8
1994-95	76	2362	397	876	.453	252	346	.728	157	211	368	197	163-0	100	47	1053	13.9
1995-96	77	2294	362	738	.491	251	316	.794	137	167	304	137	188-1	106	31	976	12.7
5 Years	390	11878	2035	4166	.488	1276	1725	.740	804	969	1773	892	832-2	570	168	5356	13.7
GUSTAVO AYON				Height: 6' 10"			Weight: 250									Mexico	
2013-14	26	429	52	102	.510	8	20	.400	42	83	125	28	47-0	25	10	112	4.3
LUKE BABBITT				Height: 6' 9"			Weight: 225									Nevada '10	
2017-18	37	570	80	168	.476	17	22	.773	5	76	81	26	47-0	7	5	226	6.1
JOHN BAGLEY				Height: 6' 0"			Weight: 205									Boston College '83	
1993-94	3	13	0	2	.000	2	2	1.000	0	1	1	3	2-0	0	0	2	0.7
TOM BARKER				Height: 6' 11"			Weight: 230									Hawaii '76	
1976-77	59	1354	182	436	.417	112	164	.683	111	290	401	60	223-11	33	41	476	8.1
DREW BARRY				Height: 6' 5"			Weight: 191									Georgia Tech '96	
1997-98	27	256	18	38	.474	11	13	.846	5	30	35	49	28-0	10	1	56	2.1
1999-00	8	74	6	15	.400	3	3	1.000	0	4	4	16	9-0	0	0	19	2.4
2 Years	35	330	24	53	.453	14	16	.875	5	34	39	65	37-0	10	1	75	2.1
JON BARRY				Height: 6' 4"			Weight: 205									Georgia Tech '92	
1996-97	58	965	100	246	.407	37	46	.804	26	73	99	115	56-0	55	3	285	4.9
2004-05	16	275	31	77	.403	10	13	.769	4	17	21	28	28-0	14	2	83	5.2
2 Years	74	1240	131	323	.406	47	59	.800	30	90	120	143	84-0	69	5	368	5.0
ESTEBAN BATISTA				Height: 6' 10"			Weight: 270									Uruguay	
2005-06	57	495	34	80	.425	33	53	.623	61	83	144	7	111-2	15	11	101	1.8
2006-07	13	81	8	16	.500	4	7	.571	7	23	30	4	13-0	3	0	20	1.5
2 Years	70	576	42	96	.438	37	60	.617	68	106	174	11	124-2	18	11	121	1.7
JOHN BATTLE				Height: 6' 2"			Weight: 175									Rutgers '85	
1985-86	64	639	101	222	.455	75	103	.728	12	50	62	74	80-0	23	3	277	4.3
1986-87	64	804	144	315	.457	93	126	.738	16	44	50	124	76-0	29	5	381	6.0
1987-88	67	1227	278	613	.454	141	188	.750	26	87	113	158	84-0	31	5	713	10.6
1988-89	82	1672	287	628	.457	194	238	.815	30	110	140	197	125-0	42	9	779	9.5
1989-90	60	1477	275	544	.506	102	135	.756	27	72	99	154	115-0	28	3	654	10.9
1990-91	79	1863	397	862	.461	270	316	.854	34	125	159	217	145-0	45	6	1078	13.6
6 Years	416	7682	1482	3184	.465	875	1106	.791	145	488	633	924	625-0	198	31	3882	9.3
SERGEI BAZAREVICH				Height: 6' 2"			Weight: 168									Russian National Team	
1994-95	10	74	11	22	.500	1	6	.167	1	6	7	14	10-0	1	1	30	3.0
KENT BAZEMORE				Height: 6' 5"			Weight: 201									Old Dominion '12	
2014-15	75	1324	141	331	.426	60	100	.600	21	201	222	78	127-0	52	33	390	5.2
2015-16	75	2083	320	725	.441	123	151	.815	28	351	379	171	176-2	210	88	872	11.6
2016-17	73	1963	295	721	.409	119	168	.708	45	186	231	177	165-2	91	52	801	11.0
2017-18	65	1789	284	676	.420	160	201	.796	25	223	248	228	147-1	100	45	836	12.9
2018-19	67	1643	278	691	.402	127	175	.726	37	224	261	152	170-2	89	42	779	11.6
6 Years	355	8802	1318	3144	.419	589	795	.741	156	1185	1341	806	785-7	542	260	3678	10.4
ALFRED "Butch" BEARD				Height: 6' 3"			Weight: 185									Louisville '69	
1969-70	72	941	183	392	.467	135	163	.828	—	—	140	121	124-0	—	—	501	7.0
ZELMO "Big Z" BEATY				Height: 6' 9"			Weight: 235									Prairie View '62	
1968-69	72	2578	588	1251	.470	370	506	.731	—	—	798	131	272-7	—	—	1546	21.5
RON BEHAGEN				Height: 6' 9"			Weight: 235									Minnesota '73	
1977-78	26	571	117	249	.470	51	70	.729	53	120	173	34	97-3	30	12	285	11.0
MARCO BELINELLI				Height: 6' 5"			Weight: 210									Italy	
2017-18	52	1209	199	485	.410	101	109	.927	14	86	100	103	41-0	46	3	591	11.4
WALT "Big Bells" BELLAMY				Height: 6' 11"			Weight: 245									Indiana '61	
1969-70	23	855	141	287	.491	75	124	.605	—	—	310	88	97-2	—	—	357	15.5
1970-71	82	2908	433	879	.493	336	556	.604	—	—	1060	230	271-4	—	—	1202	14.7
1971-72	82	3187	593	1089	.545	340	581	.585	—	—	1049	262	255-2	—	—	1526	18.6
1972-73	74	2802	455	901	.505	283	526	.538	—	—	964	179	244-1	—	—	1193	16.1
1973-74	77	2440	389	801	.486	233	383	.608	264	476	740	189	232-2	52	48	1011	13.1
5 Years	338	12192	2011	3957	.508	1267	2170	.584	264	476	4123	948	1099-11	52	48	5289	15.7
DEANDRE' BEMBRY				Height: 6' 5"			Weight: 210									Saint Joseph's '16	
2016-17	38	371	47	98	.480	6	16	.375	14	45	59	28	21-0	8	5	101	2.7
2017-18	26	455	53	128	.414	19	33	.576	8	64	72	49	38-0	21	12	136	5.2
2018-19	82	1931	275	616	.446	87	136	.640	54	304	358	202	190-0	105	41	687	8.4
2019-20	43	915	104	228	.456	26	48	.542	34	118	152	81	84-0	55	19	249	5.8
4 Years	189	3672	479	1070	.448	138	233	.592	110	531	641	360	333-0	189	77	1173	6.2
COREY BENJAMIN				Height: 6' 6"			Weight: 200									Oregon State '98	
2002-03	9	152	13	43	.302	12	16	.750	10	21	31	10	20-0	1	2	40	4.4
MIKE BIBBY				Height: 6' 2"			Weight: 195									Arizona	
2007-08	15	1097	170	411	.414	23	31	.742	11	45	56	75	34-0	35	2	667	14.2
2008-09	79	2740	437	1005	.435	135	171	.789	38	240	278	392	145-0	98	11	1176	14.9
2009-10	80	2195	268	644	.416	68	79	.861	20	164	184	310	157-0	67	3	730	9.1
2010-11	56	1674	192	441	.435	29	46	.630	15	128	143	202	125-0	38	6	526	9.4
4 Years	230	7706	1067	2501	.427	255	327	.780	84	577	661	979	461-0	238	22	3099	13.5
MOOKIE BLAYLOCK				Height: 6' 1"			Weight: 185									Oklahoma '89	
1992-93	80	2820	414	964	.429	123	169	.728	89	191	280	671	156-0	203	23	1069	13.4
1993-94	81	2915	444	1079	.411	116	159	.730	117	307	424	789	144-0	212	44	1118	13.8
1994-95	80	3069	509	1198	.425	156	214	.729	117	276	393	616	164-3	200	26	1373	17.2
1995-96	81	2893	455	1123	.405	127	170	.747	110	222	332	478	151-1	212	17	1268	15.7
1996-97	78	3056	501	1159	.432	131	174	.753	114	299	413	463	141-0	212	20	1354	17.4
1997-98	70	2700	368	938	.392	95	134	.709	81	260	341	469	122-0	183	21	921	13.2
1998-99	48	1763	247	651	.379	69	91	.758	45	179	224	278	61-0	99	9	640	13.3
7 Years	518	19216	2938	7112	.413	817	1111	.735	673	1734	2407	3764	939-4	1321	160	7743	14.9

ALL-TIME ROSTER: 1968 - 2020, CONT.

YEAR	GP	MINS	FGM	FGA	FG%	FTM	FTA	FT%	OR	DR	TR	AST	PF-D	STL	BS	PTS	PPG
CAL BOWDLER				Height: 6' 10"			Weight: 245									Old Dominion '99	
1999-00	46	423	49	115	.426	24	38	.632	22	63	85	14	46-1	14	9	122	2.7
2000-01	44	375	53	114	.465	33	40	.825	30	47	77	4	45-0	10	21	140	3.2
2001-02	52	585	61	174	.351	38	47	.809	38	72	110	11	64-1	18	15	162	3.1
3 Years	142	1383	163	403	.404	96	125	.768	90	182	272	29	155-2	42	45	424	3.0
IRA BOWMAN				Height: 6' 5"			Weight: 195									Pennsylvania '96	
2000-01	3	19	0	2	.000	0	0	—	1	1	2	7	0-0	0	0	0	0.0
DONNIE BOYCE				Height: 6' 5"			Weight: 196									Colorado '95	
1995-96	8	41	9	23	.391	2	4	.500	5	5	10	3	2-0	3	1	24	3.0
1996-97	22	154	21	63	.333	11	22	.500	7	8	15	13	17-0	10	4	55	2.5
2 Years	30	195	30	86	.349	13	26	.500	12	13	25	16	19-0	13	5	79	2.6
CEDRIC BOZEMAN				Height: 6' 6"			Weight: 207									UCLA '06	
2006-07	23	199	11	39	.282	2	6	.333	3	20	23	9	32-0	5	2	26	1.1
STEVE BRACEY				Height: 6' 1"			Weight: 175									Tulsa '72	
1972-73	70	1050	192	395	.486	73	110	.664	—	—	10	125	125-0	—	—	457	6.5
1973-74	75	1463	241	520	.463	69	96	.719	26	120	146	231	157-0	60	5	551	7.3
2 Years	145	2513	433	915	.473	142	206	.689	26	120	253	356	282-0	60	5	1008	7.0
DUDLEY BRADLEY				Height: 6' 6"			Weight: 195									North Carolina '79	
1988-89	38	267	86	28	.326	8	16	.500	7	25	32	24	41-0	16	2	72	1.9
MICHAEL BRADLEY				Height: 6' 10"			Weight: 225									Villanova '01	
2003-04	11	60	6	12	.500	0	0	—	5	7	12	0	8-0	2	0	12	1.1
CLYDE BRADSHAW				Height: 6' 0"			Weight: 170									DePaul '81	
1981-82	—on active roster for five games from 10/21/81 to 11/10/81 but saw no action—																
ELTON BRAND				Height: 6' 9"			Weight: 254									Duke '99	
2013-14	73	1414	179	332	.539	61	94	.649	97	264	361	74	192-0	40	88	419	5.7
2014-15	36	486	42	95	.442	12	23	.522	28	72	100	22	54-0	17	25	96	2.7
2 Years	109	1900	221	427	.518	73	117	.624	125	336	461	96	246-0	57	113	515	4.7
RANDY BREUER				Height: 7' 2"			Weight: 258									Minnesota '83	
1992-93	12	107	15	31	.484	2	5	.400	10	18	28	6	12-0	2	3	32	2.7
BILL BRIDGES				Height: 6' 6"			Weight: 235									Kansas '61	
1968-69	80	2930	351	775	.453	239	397	.602	—	—	1132	298	290-3	—	—	941	11.8
1969-70	82	3269	443	932	.476	331	451	.734	—	—	1181	345	292-6	—	—	1217	14.8
1970-71	82	3140	382	834	.458	211	330	.639	—	—	1233	230	317-7	—	—	975	11.9
1971-72	14	546	51	134	.381	31	49	.633	—	—	190	40	50-1	—	—	133	9.5
4 Years	258	9885	1227	2675	.459	812	1178	.689	—	—	3736	923	949-17	—	—	3266	12.7
CHARLIE BROWN JR.				Height: 6' 6"			Weight: 199									Saint Joseph's '19	
2019-20	10	40	6	19	.316	5	5	1.000	2	2	4	2	3-0	2	2	20	2.0
CHUCKY BROWN				Height: 6' 8"			Weight: 215									North Carolina State '89	
1997-98	77	1202	161	372	.433	63	87	.724	57	126	183	55	100-0	23	13	387	5.0
JOHN BROWN				Height: 6' 7"			Weight: 220									Missouri '73	
1973-74	77	1715	277	632	.438	163	217	.751	177	264	441	114	239-10	29	16	717	9.3
1974-75	73	1966	315	684	.461	185	250	.740	180	254	434	133	228-7	54	15	815	11.2
1975-76	67	1758	215	486	.442	162	210	.771	146	257	403	126	235-7	45	16	592	8.8
1976-77	77	1405	160	350	.457	121	150	.807	75	161	236	103	217-7	46	7	441	5.7
1977-78	75	1594	192	405	.474	165	200	.825	137	166	303	105	280-18	55	8	549	7.3
1979-80	25	361	37	98	.378	34	44	.773	21	41	62	14	56-0	3	4	108	4.3
6 Years	405	8819	1196	2655	.451	830	1070	.776	736	1143	1879	595	1265-49	232	66	3222	8.0
RICKEY BROWN				Height: 6' 10"			Weight: 235									Mississippi St. '80	
1982-83	26	305	49	104	.471	25	40	.625	35	53	88	9	46-1	5	5	123	4.7
1983-84	68	785	94	201	.468	48	65	.738	67	114	181	29	161-4	18	23	236	3.5
1984-85	69	914	78	197	.396	39	68	.574	78	147	225	63	117-0	19	22	195	2.8
3 Years	163	1904	221	497	.445	112	173	.647	178	314	492	101	324-5	42	50	554	3.4
NICOLAS BRUSSINO				Height: 6' 8"			Weight: 195									Argentina	
2017-18	4	10	0	2	.000	0	0	—	0	3	3	0	0-0	0	0	0	0.0
MATT BULLARD				Height: 6' 10"			Weight: 235									Iowa '90	
1995-96	46	460	66	162	.407	16	20	.800	18	42	60	18	50-0	17	10	174	3.8
TOM BURLESON				Height: 7' 3"			Weight: 256									North Carolina State '74	
1980-81	31	363	41	99	.414	20	41	.488	44	50	94	12	73-2	7	19	102	3.3
WILLIE BURTON				Height: 6' 8"			Weight: 219									Minnesota '90	
1996-97	24	380	39	116	.336	57	68	.838	11	30	41	11	55-0	8	3	148	6.2
JOSE CALDERON				Height: 6' 3"			Weight: 200									Spain	
2016-17	17	247	23	57	.404	7	8	.875	7	25	32	37	14-0	4	0	61	3.6
JOE "Pogo" CALDWELL				Height: 6' 5"			Weight: 210									Arizona St. '64	
1968-69	81	2720	561	1106	.507	159	296	.537	—	—	303	320	23-1	—	—	1281	15.8
1969-70	82	2657	674	1329	.507	379	551	.688	—	—	407	287	255-3	—	—	1727	21.1
2 Years	163	5377	1235	2435	.507	538	847	.635	—	—	710	607	486-4	—	—	3008	18.5
ANTOINE CARR				Height: 6' 9"			Weight: 235									Wichita State '83	
1984-85	62	1195	198	375	.528	101	128	.789	79	153	232	80	219-4	29	78	499	8.0
1985-86	17	258	49	93	.527	18	23	.783	16	36	52	14	46-1	7	14	116	6.8
1986-87	65	695	134	265	.506	73	103	.709	60	96	156	34	146-1	14	48	342	5.3
1987-88	80	1483	281	517	.544	142	182	.780	94	195	289	103	272-7	38	63	705	8.8
1988-89	78	1488	226	471	.480	130	152	.855	106	168	274	91	321-0	31	62	582	7.5
1989-90	44	803	128	248	.516	79	102	.775	50	99	149	53	128-4	15	34	335	7.6
6 Years	346	5922	1016	1969	.516	543	694	.782	405	747	1152	375	1037-17	134	320	2579	7.5
DEMARRE CARROLL				Height: 6' 8"			Weight: 212									Missouri '09	
2013-14	73	2341	302	642	.470	109	141	.773	107	296	403	134	119-2	108	21	810	11.1
2014-15	70	2189	318	653	.487	127	162	.784	99	296	395	116	124-2	84	17	883	12.6
2 Years	143	4530	620	1295	.479	236	303	.733	206	569	775	252	273-3	192	38	1693	11.8
VINCE CARTER				Height: 6' 6"			Weight: 220									North Carolina '98	
2018-19	76	1330	196	468	.419	47	66	.712	31	163	194	87	141-0	44	27	562	7.4
2019-20	60	876	107	304	.352	23	29	.793	18	106	124	48	90-0	23	25	298	5.0
2 Years	136	2206	303	772	.392	70	95	.737	49	269	318	135	231-0	67	52	860	6.3
TYLER CAVANAUGH				Height: 6' 9"			Weight: 238									George Washington '17	
2017-18	39	519	67	152	.441	17	21	.810	45	82	127	27	61-0	9	4	183	4.7
JERRY CHAMBERS				Height: 6' 5"			Weight: 185									Utah '66	
1970-71	65	1168	237	526	.451	106	134	.791	—	—	245	61	119-0	—	—	580	8.9
LEN CHAPPELL				Height: 6' 8"			Weight: 240									Wake Forest '62	
1970-71	42	451	71	161	.441	60	74	.811	—	—	133	16	63-2	—	—	202	4.8
KEN CHARLES				Height: 6' 3"			Weight: 185									Fordham '73	
1976-77	82	2487	354	855	.414	205	256	.801	41	127	168	295	240-4	141	45	913	11.1
1977-78	21	520	73	184	.397	42	50	.840	6	18	24	82	53-0	25	5	188	9.0
2 Years	103	3007	427	1039	.411	247	306	.807	47	145	192	377	293-4	166	50	1101	10.7
LORENZO CHARLES				Height: 6'7"			Weight: 255									North Carolina State '85	
1985-86	36	273	49	88	.557	24	36	.667	13	26	39	8	37-0	2	6	122	3.4
MAURICE CHEEKS				Height: 6' 1"			Weight: 180									West Texas University '78	
1991-92	56	1086	115	249	.462	26	43	.605	29	66	95	185	73-0	83	0	259	4.6
JOSH CHILDRESS				Height: 6' 8"			Weight: 210									Stanford '04	
2004-05	80	2376	302	642	.470	190	231	.823	195	287	482	151	184-1	74	35	807	10.1
2005-06	74	2249	278	504	.552	154	201	.766	134	253	387	131	184-1	86	39	742	10.1
2006-07	55	2024	261	518	.504	167	210	.795	123	217	340	127	118-0	58	36	715	13.0
2007-08	76	2273	327	573	.571	222	275	.807	174	199	373	117	129-1	71	43	898	11.8
4 Years	285	8923	1168	2237	.522	733	917	.799	626	956	1582	526	615-3	289	153	3162	11.1
BOB CHRISTIAN				Height: 7' 0"			Weight: 255									Grambling '69	
1970-71	54	524	55	127	.433	40	64	.625	—	—	177	30	118-0	—	—	150	2.8
1971-72	56	485	66	142	.465	44	61	.721	—	—	181	28	77-0	—	—	176	3.1
1972-73	55	759	85	155	.548	60	79	.759	—	—	305	47	111-2	—	—	230	4.2
3 Years	165	1768	206	424	.486	144	204	.706	—	—	663	105	306-2	—	—	556	3.4

ALL-TIME ROSTER: 1968 - 2020, CONT.

YEAR	GP	MINS	FGM	FGA	FG%	FTM	FTA	FT%	OR	DR	TR	AST	PF-D	STL	BS	PTS	PPG
CRAIG CLAXTON				Height: 5' 11"			Weight: 170									Hofstra '00	
2006-07	42	1054	91	278	.327	33	60	.550	12	69	81	185	131-3	72	4	221	5.2
2008-09	2	15	2	7	.286	1	2	.500	0	0	0	3	1-0	0	0	5	2.5
2 Years	44	1069	93	285	.326	34	62	.548	12	69	81	188	132-3	72	4	226	5.1
ANTONIUS CLEVELAND				Height: 6' 6"			Weight: 195									Southeast Missouri State '17	
2017-18	4	42	4	7	.571	2	2	1.000	1	3	4	0	12-1	1	1	13	3.3
BIMBO COLES				Height: 6' 2"			Weight: 182									Virginia Tech '90	
1999-00	80	1924	276	607	.455	85	104	.817	30	142	172	290	178-1	58	11	645	8.1
JASON COLLIER				Height: 7' 0"			Weight: 260									Georgia Tech '00	
2003-04	20	545	79	165	.447	67	85	.788	36	75	111	17	71-3	11	11	226	11.3
2004-05	70	942	174	376	.463	49	71	.676	84	100	184	18	147-1	15	13	402	5.7
2 Years	90	1487	253	541	.468	115	156	.737	120	175	295	35	218-4	26	24	628	7.0
ART COLLINS				Height: 6' 4"			Weight: 200									Biscayne '76	
1980-81	29	395	35	99	.354	24	36	.667	19	22	41	25	35-0	11	1	94	3.2
DON COLLINS				Height: 6' 6"			Weight: 190									Washington St. '80	
1980-81	47	1184	230	530	.434	137	162	.846	96	91	187	115	166-5	69	11	597	12.7
JASON COLLINS				Height: 7' 0"			Weight: 255									Stanford '01	
2009-10	24	115	8	23	.348	0	2	.000	5	9	14	4	21-0	3	2	16	0.7
2010-11	49	933	34	71	.479	27	41	.659	30	72	102	22	97-2	9	9	96	2.0
2011-12	30	308	16	41	.390	7	15	.467	12	36	48	10	34-0	4	3	39	1.3
3 Years	103	1016	58	134	.433	34	58	.586	47	117	164	36	152-1	16	14	151	1.5
SEAN COLSON				Height: 6' 0"			Weight: 175									UNC-Charlotte '98	
2000-01	3	14	0	5	.000	0	0	—	0	3	3	3	0-0	0	0	0	0.0
TYRONE CORBIN				Height: 6' 6"			Weight: 235									DePaul '85	
1994-95	81	1389	205	464	.442	78	114	.684	98	164	262	67	161-1	55	16	502	6.2
1996-97	70	2305	253	600	.422	86	108	.796	76	218	294	124	176-1	90	7	666	9.5
1997-98	73	2659	328	747	.439	101	125	.808	78	284	362	173	197-1	105	7	836	11.5
1998-99	47	1066	131	334	.392	52	80	.650	37	108	145	43	74-0	31	7	352	7.5
4 Years	277	7459	917	2145	.428	317	430	.737	289	774	1063	407	608-3	281	37	2326	8.4
ALLEN CRABBE				Height: 6' 5"			Weight: 212									California '13	
2019-20	28	522	52	143	.364	9	12	.750	10	55	65	28	36-0	15	4	143	5.1
CHRIS CRAWFORD				Height: 6' 9"			Weight: 235									Marquette '97	
1997-98	40	256	46	110	.418	57	68	.838	20	21	41	9	27-0	12	7	150	3.8
1998-99	82	2764	110	255	.431	57	71	.803	51	53	104	24	107-1	19	16	298	3.6
1999-00	55	666	91	229	.397	65	91	.714	51	48	99	53	93-1	17	12	255	4.6
2000-01	47	901	122	270	.452	68	83	.819	28	82	110	37	117-3	21	16	318	6.8
2001-02	7	131	21	43	.488	11	15	.733	9	16	25	5	21-1	2	3	53	7.6
2002-03	5	38	6	13	.462	4	7	.571	3	1	4	2	7-0	2	1	24	4.8
2003-04	56	1207	211	471	.448	103	119	.866	58	117	175	45	131-4	37	20	569	10.2
2004-05	DNP - Injured																
8 Years	252	3985	609	1393	.437	366	444	.824	206	341	547	154	492-10	101	80	1654	6.6
JAMAL CRAWFORD				Height: 6' 5"			Weight: 200									Michigan '00	
2009-10	79	2460	496	1105	.449	270	315	.857	34	167	201	238	132-0	61	12	1425	18.0
2010-11	76	2297	368	874	.421	222	260	.854	22	108	130	241	97-0	57	14	1077	14.2
2 Years	155	4757	864	1979	.437	492	575	.856	56	275	331	479	229-0	118	26	2502	16.1
JORDAN CRAWFORD				Height: 6' 4"			Weight: 195									Xavier '10	
2010-11	16	160	27	77	.351	4	6	.667	9	19	28	15	13-0	3	0	67	4.2
JIM CREIGHTON				Height: 6' 8"			Weight: 200									Colorado '72	
1975-76	32	172	12	43	.279	7	16	.438	13	32	45	4	23-0	2	9	31	1.0
CHARLIE CRISS				Height: 5' 8"			Weight: 165									New Mexico St. '70	
1972-73	77	1935	319	751	.425	236	296	.797	24	97	121	294	143-0	108	5	874	11.4
1973-74	54	879	109	289	.377	67	86	.779	19	41	60	138	70-0	41	3	285	5.3
1979-80	81	1794	249	578	.431	172	212	.811	27	89	116	246	133-0	74	4	671	8.3
1980-81	66	1708	220	496	.454	185	214	.864	26	74	100	293	97-0	61	3	626	9.5
1981-82	27	552	84	210	.400	65	73	.890	15	23	38	75	40-0	23	2	233	8.6
1983-84	9	108	9	22	.409	5	5	1.000	3	8	11	21	4-0	3	0	23	2.6
1984-85	4	115	2	17	.118	4	6	.667	2	12	14	22	5-0	3	0	18	4.5
7 Years	318	7091	997	2352	.424	734	892	.823	107	353	460	1079	482-0	313	17	2732	8.6
JARED CUNNINGHAM				Height: 6' 4"			Weight: 195									Oregon St. '12	
2013-14	5	22	1	2	.500	0	2	.000	0	1	1	3	3-0	0	0	2	0.4
ERICK DAMPIER				Height: 6' 11"			Weight: 265									Mississippi St. '96	
2011-12	15	83	1	8	.125	0	0	.000	10	15	25	4	9-0	1	4	2	0.1
LLOYD DANIELS				Height: 6' 7"			Weight: 205									Mt. San Antonio (CA) '87	
1997-98	—on active roster for zero games from 2/15/04 to 2/18/04 (saw no action)—																
DEVONTA DAVIS				Height: 6' 9"			Weight: 237									Michigan St. '16	
2018-19	9	118	15	22	.682	6	10	.600	10	26	36	5	12-0	3	5	36	4.0
JIM DAVIS				Height: 6' 9"			Weight: 224									Colorado '64	
1968-69	78	1367	265	568	.467	154	231	.667	—	—	529	97	239-6	—	—	684	8.8
1969-70	82	2623	438	943	.464	240	318	.755	—	—	796	238	355-5	—	—	1116	13.6
1970-71	82	1864	241	503	.479	195	268	.728	—	—	546	108	253-3	—	—	677	8.3
1971-72	11	143	3	13	.231	0	0	—	—	—	36	10	26-0	—	—	26	2.4
4 Years	253	5973	952	2047	.465	599	855	.701	—	—	1907	451	841-16	—	—	2503	9.9
EMANUAL DAVIS				Height: 6' 5"			Weight: 195									Delaware St. '91	
2001-02	28	774	70	198	.354	16	18	.889	19	55	74	68	68-0	27	5	185	6.6
2002-03	24	340	32	88	.364	17	20	.850	5	38	43	36	28-0	12	2	88	3.7
2 Years	52	1114	102	286	.357	33	38	.868	24	93	117	104	96-0	39	7	273	5.3
JOHNNY DAVIS				Height: 6' 2"			Weight: 180									Dayton '77	
1982-83	53	1465	258	567	.455	164	206	.796	37	91	128	315	100-0	43	7	685	12.9
1983-84	75	2079	354	800	.443	217	256	.848	53	86	139	326	146-0	62	6	925	12.3
1985-86	27	402	46	107	.430	31	39	.864	2	17	19	112	32-0	13	0	144	5.3
3 Years	155	3946	658	1474	.446	432	521	.829	92	194	286	753	278-0	118	13	1754	11.3
JOSH DAVIS				Height: 6' 8"			Weight: 240									Wyoming '02	
2003-04	4	23	2	5	.400	1	1	1.000	1	4	5	0	3-0	0	0	5	1.3
RON DAVIS				Height: 6' 6"			Weight: 195									Washington St. '76	
1976-77	7	67	8	35	.229	4	7	.308	2	5	7	2	9-0	7	0	20	2.9
AUSTIN DAYE				Height: 6' 11"			Weight: 220									Gonzaga '09	
2014-15	8	76	10	26	.385	1	2	.500	4	10	14	8	9-0	4	2	26	3.3
DEWAYNE DEDMON				Height: 7' 0"			Weight: 245									USC '13	
2017-18	82	1542	250	477	.524	67	86	.779	100	389	489	90	162-2	40	51	617	10.0
2018-19	64	1609	259	526	.492	92	113	.814	105	375	480	90	214-6	69	71	693	10.8
2019-20	10	233	33	84	.393	7	8	.875	14	68	82	7	40-2	10	15	81	8.1
3 Years	136	3384	542	1087	.499	166	207	.802	219	832	1051	187	416-10	119	137	1391	10.2
MALCOLM DELANEY				Height: 6' 3"			Weight: 190									Virginia Tech '11	
2016-17	73	1248	145	374	.388	75	93	.806	10	113	123	193	112-0	39	1	391	5.4
2017-18	54	1014	109	285	.382	74	92	.804	9	91	100	163	62-0	35	6	338	6.3
2 Years	127	2262	254	673	.377	149	185	.805	19	204	223	356	194-0	74	7	729	5.7
TONY DELK				Height: 6' 2"			Weight: 189									Kentucky '96	
2004-05	56	1340	246	591	.416	103	136	.757	28	102	130	104	123-3	47	3	667	11.9
2005-06	1	7	0	1	.000	0	0	1.000	1	1	2	0	0-0	0	0	2	2.0
2 Years	57	1347	246	592	.416	103	136	.757	29	103	132	104	123-3	47	3	669	11.7
RANDY DENTON				Height: 6' 10"			Weight: 245									Duke '71	
1976-77	45	700	103	256	.402	33	47	.702	81	137	218	33	100-1	14	16	239	5.3
BORIS DIAW				Height: 6' 8"			Weight: 215									France	
2003-04	76	1919	140	313	.447	56	93	.602	111	231	342	182	191-2	59	37	342	4.5
2004-05	66	1201	124	294	.422	57	77	.740	54	116	170	149	123-0	37	18	314	4.8
2 Years	142	3120	264	607	.435	113	170	.665	165	347	512	331	314-2	96	55	656	4.6
DAN DICKAU				Height: 6' 0"			Weight: 190									Gonzaga '02	
2002-03	50	515	70	170	.412	21	26	.808	9	34	43	85	66-0	14	2	183	3.7
2003-04	23	143	21	49	.429	4	6	.667	4	12	16	18	22-0	9	0	49	2.1
2 Years	73	658	91	219	.416	25	32	.781

ALL-TIME ROSTER: 1968 - 2020, CONT.

YEAR	GP	MINS	FGM	FGA	FG%	FTM	FTA	FT%	OR	DR	TR	AST	PF-D	STL	BS	PTS	PPG
HENRY DICKERSON				Height: 6' 4"			Weight: 190									Morris Harvey '73	
1976-77	6	63	6	12	.500	5	8	.625	0	2	2	11	13-0	1	0	17	2.8
MICHAEL DOLEAC				Height: 6' 11"			Weight: 262									Utah '98	
2003-04	— on active roster for zero games from 2/15/04 to 2/18/04 (saw no action) —																
TYLER DORSEY				Height: 6' 5"			Weight: 183									Oregon '17	
2017-18	56	974	144	382	.377	45	63	.714	17	113	130	79	63-1	17	5	405	7.2
2018-19	27	251	32	89	.360	16	26	.615	9	34	43	17	20-0	7	1	90	3.3
2 Years	83	1225	176	471	.374	61	89	.685	26	147	173	96	83-1	24	6	495	6.0
JOHN DREW				Height: 6' 6"			Weight: 205									Gardner-Webb '76	
1974-75	78	2289	527	1230	.428	388	544	.713	357	479	836	138	274-4	119	39	1442	18.5
1975-76	77	2351	586	1162	.502	488	656	.744	286	374	660	150	261-11	138	30	1660	21.6
1976-77	74	2688	689	1416	.487	417	577	.714	280	395	675	133	275-9	102	29	1790	24.2
1977-78	70	2203	593	1236	.480	437	575	.760	213	298	511	141	247-8	119	27	1623	23.2
1978-79	79	2410	650	1375	.473	495	677	.731	225	297	522	119	332-19	128	16	1795	22.7
1979-80	80	2306	535	1162	.453	489	646	.757	263	268	471	101	313-10	91	23	1559	19.5
1980-81	67	2075	500	1096	.456	454	577	.787	145	238	383	79	264-9	98	15	1454	21.7
1981-82	70	2040	465	957	.486	364	491	.741	169	206	375	96	250-6	64	3	1294	18.5
8 Years	595	18362	4545	9660	.471	3527	4743	.744	1878	2555	4433	957	2216-76	859	182	12621	21.2
PEJA DROBNJAK				Height: 6' 11"			Weight: 270									Serbia-Montenegro	
2004-05	71	1435	238	543	.438	96	120	.800	73	165	238	49	138-0	42	24	597	8.4
MIKE DUNLEAVY				Height: 6' 9"			Weight: 220									Duke '02	
2016-17	30	475	57	130	.438	22	26	.846	13	56	69	30	35-0	9	5	169	5.6
DENNIS DUVAL				Height: 6' 3"			Weight: 175									Syracuse '74	
1975-76	13	130	15	43	.349	6	9	.667	1	7	8	20	15-0	6	2	36	2.8
JERRY EAVES				Height: 6' 4"			Weight: 185									Louisville '82	
1984-85	3	37	3	6	.500	5	6	.833	0	0	0	4	6-0	0	0	11	3.7
JARELL EDDIE				Height: 6' 7"			Weight: 220									Virginia Tech '14	
2003-04	— on active roster for five games from 3/5/15 to 3/14/15 but saw no action —																
KEITH EDMONSON				Height: 6' 5"			Weight: 203									Purdue '82	
1982-83	32	309	48	139	.345	16	27	.593	20	19	39	22	41-0	11	6	112	3.5
DOUG EDWARDS				Height: 6' 7"			Weight: 235									Florida St. '93	
1993-94	16	107	17	49	.347	9	16	.563	7	11	18	8	9-0	2	5	43	2.7
1994-95	38	212	22	48	.458	23	32	.719	19	29	48	13	30-0	6	4	67	1.8
2 Years	54	319	39	97	.402	32	48	.667	26	40	66	21	39-0	8	9	110	2.0
JOHN EDWARDS				Height: 7' 0"			Weight: 275									Kent State '04	
2005-06	40	296	31	64	.484	8	11	.727	18	30	48	5	76-1	3	15	70	1.8
CRAIG EHLO				Height: 6' 7"			Weight: 205									Washington St. '83	
1992-93	82	2147	316	708	.446	112	154	.727	71	208	279	273	161-0	136	26	821	10.0
1994-95	49	1166	191	422	.453	44	71	.620	55	92	147	113	86-0	46	6	477	9.7
1995-96	79	1758	253	591	.428	81	103	.786	65	191	256	138	138-0	85	9	669	8.5
3 Years	210	5071	760	1721	.442	237	328	.723	191	491	682	524	385-0	267	41	1967	9.4
OBINNA EKEZIE				Height: 6' 9"			Weight: 270									Maryland '99	
2004-05	42	732	79	182	.434	72	93	.774	69	110	179	11	129-2	22	12	230	5.5
LAPHONSO ELLIS				Height: 6' 8"			Weight: 240									Notre Dame '92	
1998-99	20	539	80	190	.421	43	61	.705	25	84	109	18	48-1	8	7	204	10.2
1999-00	58	1309	209	464	.450	66	95	.695	98	192	290	59	134-1	32	25	487	8.4
2 Years	78	1848	289	654	.442	109	156	.699	123	276	399	77	182-2	40	32	691	8.9
JEREMY EVANS				Height: 6' 9"			Weight: 200									Western Kentucky '10	
2017-18	1	5	1	1	1.000	0	0	---	1	0	1	0	1-0	0	0	2	2.0
MAURICE EVANS				Height: 6' 5"			Weight: 222									Texas	
2008-09	80	1840	208	482	.432	60	73	.822	88	155	243	54	163-1	50	10	574	7.2
2009-10	77	1817	176	393	.448	46	61	.754	53	91	144	46	152-3	54	17	453	5.9
2010-11	47	837	79	201	.393	24	28	.857	23	61	84	30	74-0	16	5	210	4.5
3 Years	206	3994	462	1076	.429	130	162	.802	170	311	481	132	362-0	100	32	1237	6.0
DUANE FERRELL				Height: 6' 7"			Weight: 215									Georgia Tech '88	
1988-89	41	231	35	83	.422	30	44	.682	19	22	41	10	33-0	7	6	100	2.4
1989-90	4	29	5	14	.357	2	6	.333	4	3	7	2	5-0	1	0	12	3.0
1990-91	78	1165	171	356	.480	125	156	.801	97	82	179	55	151-3	33	27	475	6.1
1991-92	66	1598	331	632	.524	166	218	.761	105	105	210	92	134-0	49	17	839	12.7
1992-93	82	1756	327	696	.470	176	226	.779	97	94	191	132	160-1	44	17	839	10.2
1993-94	72	1155	184	379	.485	144	184	.783	62	67	129	65	85-0	44	16	513	7.1
6 Years	353	5914	1053	2160	.488	643	834	.771	383	374	757	356	566-4	193	83	2778	7.9
GREG FOSTER				Height: 6' 11"			Weight: 240									UTEP '90	
1992-93	33	205	44	95	.463	13	18	.722	24	32	56	10	41-0	3	9	101	3.1
MATT FREIJE				Height: 6' 10"			Weight: 240									Vanderbilt '04	
2006-07	19	147	16	54	.296	5	6	.833	8	16	24	7	13-0	3	1	40	2.1
HIRAM FULLER				Height: 6' 9"			Weight: 240									Fresno State '03	
2003-04	4	43	3	8	.375	2	6	.333	4	7	11	2	5-0	0	1	8	2.0
TERRY FURLOW				Height: 6' 4"			Weight: 190									Michigan St. '76	
1978-79	29	576	113	235	.481	60	70	.857	32	39	71	81	42-0	18	13	286	9.9
1979-80	21	404	66	161	.410	44	51	.863	23	19	42	72	19-0	19	9	177	8.4
2 Years	50	980	179	396	.452	104	121	.860	55	58	113	153	61-0	37	22	463	9.3
THOMAS GARDNER				Height: 6' 5"			Weight: 225									Missouri '06	
2008-09	16	98	9	36	.250	2	4	.500	0	7	7	2	4-0	4	1	24	1.5
HERM GILLIAM				Height: 6' 3"			Weight: 190									Purdue '69	
1971-72	82	2337	345	774	.446	145	173	.838	—	—	335	377	232-3	—	—	835	10.2
1972-73	76	2741	471	1007	.468	123	150	.820	—	—	399	482	257-8	—	—	1065	14.0
1973-74	62	2003	384	846	.454	106	134	.791	61	206	267	355	190-5	134	18	874	14.1
1974-75	60	1393	314	736	.427	94	113	.832	76	128	204	170	124-1	77	13	722	12.0
4 Years	280	8474	1514	3363	.450	468	570	.821	137	334	1205	1384	803-17	211	31	3496	12.5
JACK "Goose" GIVENS				Height: 6' 5"			Weight: 205									Kentucky '78	
1978-79	74	1347	234	564	.415	102	135	.756	98	116	214	83	121-0	72	17	570	7.7
1979-80	82	1254	182	473	.385	106	128	.828	114	128	242	59	132-1	51	19	470	5.7
2 Years	156	2601	416	1037	.401	208	263	.791	212	244	456	142	253-1	123	36	1040	6.7
MIKE "Stinger" GLENN				Height: 6' 9"			Weight: 185									S. Illinois '77	
1981-82	49	833	158	343	.543	59	67	.881	5	56	61	87	80-0	26	3	376	7.7
1982-83	73	1124	230	444	.518	74	89	.831	16	74	90	125	132-0	30	9	534	7.3
1983-84	81	1503	312	554	.563	56	70	.800	17	87	104	171	146-1	46	5	681	8.4
1984-85	60	1126	228	388	.588	62	86	.721	18	81	99	112	77-0	27	6	518	8.6
4 Years	263	4586	928	1677	.553	251	302	.831	58	278	336	505	432-1	129	17	2109	8.0
DION GLOVER				Height: 6' 5"			Weight: 225									Georgia Tech '99	
1999-00	30	446	66	171	.386	51	70	.729	15	23	38	27	28-0	15	4	195	6.5
2000-01	57	929	141	336	.420	47	69	.681	39	92	131	69	92-1	49	10	338	5.9
2001-02	82	1756	192	456	.421	78	103	.757	89	133	222	84	134-1	45	14	492	6.0
2002-03	76	1890	277	648	.427	127	162	.784	62	220	282	141	146-0	71	15	737	9.7
2003-04	55	1465	205	524	.391	110	142	.775	54	183	237	115	106-0	40	17	556	10.1
5 Years	273	5886	881	2135	.413	413	546	.756	206	651	857	436	461-2	220	60	2318	8.5
RICKY GRACE				Height: 6' 1"			Weight: 180									Oklahoma '88	
1993-94	3	8	2	3	.667	0	2	.000	0	1	1	1	3-0	0	0	4	1.3
PAUL "Snoop" GRAHAM				Height: 6' 6"			Weight: 200									Ohio '89	
1991-92	78	1718	305	682	.447	126	170	.741	72	159	231	175	193-3	96	21	791	10.1
1992-93	80	1508	256	560	.457	96	131	.733	61	129	190	164	185-0	86	6	650	8.1
1993-94	21	128	21	57	.368	13	17	.765	4	8	12	13	11-0	4	5	58	2.8
3 Years	179	3354	582	1299	.448	235	318	.739	137	296	433	352	389-3	186	32	1499	8.4
TREVEON GRAHAM				Height: 6' 6"			Weight: 223									Virginia Commonwealth '15	
2019-20	22	266	25	67	.373	9	19	.474	22	28	50	15	36-0	7	4	72	3.3
RONNIE GRANDISON				Height: 6' 6"			Weight: 220									New Orleans '87	
1995-96	4	19	2	4	.500	0	0	---	1	5	6	1	0-0	0	0	4	1.0
STEWART GRANGER				Height: 6' 3"			Weight: 195									Villanova '83	
1984-85	9	92	6	17	.353	4	8	.500	1	5	6	12	13-0	2	0	16	1.8

ALL-TIME ROSTER: 1968 - 2020, CONT.

YEAR	GP	MINS	FGM	FGA	FG%	FTM	FTA	FT%	OR	DR	TR	AST	PF-D	STL	BS	PTS	PPG
ED GRAY				Height: 6' 3"			Weight: 225									California '97	
1997-98	30	472	77	202	.381	55	65	.846	9	36	45	34	73-0	15	11	227	7.6
1998-99	30	337	53	182	.291	28	37	.757	7	21	28	12	30-0	12	1	146	4.9
2 Years	60	809	130	384	.339	83	102	.814	16	57	73	46	103-0	27	12	373	6.2
WILLIE GREEN				Height: 6' 3"			Weight: 201									Detroit Mercy '03	
2011-12	53	922	153	325	.471	48	56	.857	15	65	80	40	74-0	23	6	404	7.6
GARY GREGOR				Height: 6' 7"			Weight: 235									South Carolina '68	
1969-70	81	1603	286	661	.433	88	113	.779	—	—	397	63	159-5	—	—	660	8.1
ANTHONY GRUNDY				Height: 6' 3"			Weight: 185									North Carolina State '02	
2005-06	12	108	19	38	.500	9	14	.643	1	16	17	9	14-0	7	0	52	4.3
RICHIE GUERIN				Height: 6' 4"			Weight: 210									Iona '54	
1968-69	27	472	47	111	.423	57	74	.770	—	—	59	99	66-0	—	—	151	5.6
1969-70	8	64	3	11	.273	1	1	1.000	—	—	2	12	9-0	—	—	7	0.9
2 Years	35	536	50	122	.410	58	75	.773	—	—	61	111	75-0	—	—	158	4.5
TOM GUGLIOTTA				Height: 6' 10"			Weight: 250									North Carolina State '92	
2004-05	27	748	88	204	.431	29	37	.784	41	107	148	56	81-0	32	13	213	7.9
SHALER HALIMON				Height: 6' 6"			Weight: 220									Utah '68	
1971-72	1	4	0	0	.000	0	0	.000	—	—	0	0	1-0	—	—	0	0.0
JEFF HALLIBURTON				Height: 6' 5"			Weight: 190									Drake '71	
1971-72	37	288	61	133	.459	25	30	.833	—	—	37	20	50-1	—	—	147	4.0
1972-73	24	238	50	116	.431	21	22	.955	—	—	26	28	29-0	—	—	121	5.0
2 Years	61	526	111	249	.446	46	52	.855	—	—	63	48	79-1	—	—	268	4.4
DARVIN HAM				Height: 6' 7"			Weight: 240									Texas Tech '96	
2002-03	75	926	71	159	.447	38	79	.481	73	80	153	38	127-0	16	19	180	2.4
DANIEL HAMILTON				Height: 6' 7"			Weight: 195									Connecticut '16	
2018-19	19	204	23	60	.383	3	6	.500	10	37	47	22	19-0	6	1	57	3.0
DENNIS HAMILTON				Height: 6' 8"			Weight: 210									Arizona St. '66	
1968-69	25	141	37	67	.552	2	5	.400	—	—	29	8	19-0	—	—	76	3.0
DARRIN HANCOCK				Height: 6' 7"			Weight: 212									Kansas '93	
1996-97	14	86	13	27	.481	8	12	.667	3	10	13	7	6-0	7	1	34	2.4
TRAVIS HANSEN				Height: 6' 6"			Weight: 205									Brigham Young '03	
2003-04	41	507	46	130	.354	22	27	.815	30	40	70	19	67-0	10	9	123	3.0
TIM HARDAWAY JR.				Height: 6' 6"			Weight: 205									Michigan '13	
2015-16	51	864	114	265	.430	50	56	.893	7	79	86	51	48-0	21	7	326	6.4
2016-17	79	2154	415	912	.455	164	214	.766	35	189	224	182	103-0	55	15	1143	14.5
2 Years	130	3018	529	1177	.449	214	270	.793	42	268	310	233	151-0	76	22	1469	11.3
SKIP HARLICKA				Height: 6' 1"			Weight: 185									South Carolina '68	
1968-69	26	218	41	90	.456	24	31	.774	—	—	16	37	29-0	—	—	106	4.1
AL HARRINGTON				Height: 6' 9"			Weight: 245									St. Patrick's HS (NJ) '98	
2004-05	66	2550	453	986	.459	236	351	.672	145	316	461	208	249-2	85	16	1158	17.5
2005-06	76	2782	561	1220	.460	243	350	.694	132	391	523	238	301-9	86	14	1411	18.6
2 years	142	5332	1004	2206	.455	479	701	.683	277	707	984	446	550-7	170	30	2569	18.1
DEVIN HARRIS				Height: 6' 3"			Weight: 192									Wisconsin '04	
2012-13	58	1421	194	443	.438	112	154	.727	6	110	116	197	103-0	64	13	577	9.9
ANTONIO HARVEY				Height: 6' 11"			Weight: 250									Pfeiffer '93	
2002-03	4	32	2	5	.400	0	0	—	1	5	6	0	7-0	1	4	4	1.0
SCOTT HASTINGS				Height: 6' 10"			Weight: 235									Arkansas '82	
1982-83	10	42	5	16	.313	4	6	.667	5	5	10	2	3-0	1	1	14	1.4
1983-84	68	1135	111	237	.468	82	104	.788	96	174	270	46	220-7	40	36	305	4.5
1984-85	64	825	89	188	.473	65	91	.714	49	100	149	46	135-2	24	23	243	3.8
1985-86	82	1650	152	359	.423	60	79	.759	44	80	124	29	118-2	14	18	364	4.4
1986-87	40	256	23	68	.338	23	29	.793	16	54	70	13	35-0	10	7	71	1.8
1987-88	55	403	40	92	.435	26	32	.813	27	70	97	16	67-1	8	10	110	2.0
6 Years	299	3311	333	750	.444	257	341	.754	247	483	730	149	578-11	97	80	934	3.1
STEVE HAWES				Height: 6' 9"			Weight: 220									Washington '72	
1976-77	44	945	147	305	.482	67	88	.761	78	183	261	63	141-4	36	24	361	8.2
1977-78	75	2325	387	854	.453	175	214	.818	180	510	690	190	230-4	78	57	949	12.7
1978-79	81	2705	372	764	.487	108	132	.818	190	401	591	184	264-1	79	47	852	10.5
1979-80	82	1885	304	606	.502	150	182	.824	148	348	496	144	205-4	74	29	761	9.3
1980-81	74	2309	333	637	.523	222	278	.799	165	396	561	168	287-13	73	30	889	12.0
1981-82	49	1117	178	350	.509	96	120	.800	82	198	280	112	170-4	36	24	456	9.3
1982-83	46	860	91	244	.373	46	62	.742	53	175	228	59	110-1	29	13	230	5.0
7 years	461	11846	1812	3771	.481	864	1082	.799	903	2244	3147	950	1393-31	405	294	4498	10.0
CONNIE "The Hawk" HAWKINS				Height: 6' 8"			Weight: 210									Iowa '60	
1975-76	74	1907	237	530	.447	136	191	.712	102	343	445	212	172-2	80	46	610	8.2
WALT HAZZARD				Height: 6' 3"			Weight: 185									UCLA '64	
1968-69	80	2420	345	869	.397	208	294	.707	—	—	266	474	264-6	—	—	898	11.2
1969-70	82	2757	493	1056	.467	267	330	.809	—	—	329	561	264-3	—	—	1253	15.3
1970-71	82	2877	517	1126	.459	315	415	.759	—	—	300	514	276-2	—	—	1349	16.5
3 Years	244	8054	1355	3051	.444	790	1039	.760	—	—	895	1549	804-11	—	—	3500	14.3
ALAN HENDERSON				Height: 6' 9"			Weight: 240									Indiana '95	
1995-96	79	1416	192	434	.442	119	200	.595	164	192	356	51	217-5	44	43	503	6.4
1996-97	30	501	77	162	.475	45	75	.600	47	69	116	23	73-1	21	6	199	6.6
1997-98	69	2000	365	753	.485	253	388	.652	199	243	442	73	175-1	40	36	986	14.3
1998-99	38	1142	187	423	.442	100	149	.671	100	150	250	29	96-3	33	19	474	12.5
1999-00	82	2775	429	950	.451	224	334	.671	265	306	571	66	233-3	81	54	1083	13.2
2000-01	73	1810	298	671	.444	173	271	.638	180	226	406	50	164-2	51	29	769	10.5
2001-02	26	422	59	116	.509	24	45	.533	31	66	97	11	40-0	11	5	143	5.5
2002-03	82	1494	153	327	.468	86	138	.638	156	242	398	41	168-1	33	32	394	4.8
2003-04	6	68	10	21	.476	4	6	.667	11	10	21	2	1-0	1	2	24	4.0
9 Years	485	11628	1770	3837	.461	1030	1606	.641	1154	1503	2657	356	1167-14	317	236	4575	9.4
CEDRIC HENDERSON				Height: 6' 9"			Weight: 215									Georgia '88	
1986-87	6	10	2	5	.400	1	1	1.000	2	1	3	0	1-0	0	0	5	0.8
TOM HENDERSON				Height: 6' 3"			Weight: 190									Hawaii '74	
1974-75	79	2131	367	893	.411	168	241	.697	51	161	212	314	149-0	105	7	902	11.4
1975-76	81	2900	469	1136	.413	216	305	.708	58	207	265	374	195-1	137	10	1154	14.2
1976-77	46	1568	195	457	.427	126	170	.741	19	106	124	396	74-0	79	8	516	11.2
3 Years	206	6599	1032	2486	.416	510	716	.712	127	474	601	1074	418-1	321	25	2574	12.5
STEVE HENSON				Height: 6' 1"			Weight: 180									Kansas State '90	
1992-93	53	719	71	182	.390	34	40	.850	12	43	55	155	85-0	30	1	213	4.0
KEITH HERRON				Height: 6' 6"			Weight: 190									Villanova '78	
1978-79	14	81	14	48	.292	12	13	.923	4	6	10	3	11-0	6	2	40	2.9
ARMOND HILL				Height: 6' 4"			Weight: 190									Princeton '76	
1976-77	81	1825	175	439	.399	139	174	.799	39	104	143	403	245-8	85	6	489	6.0
1977-78	82	2530	304	732	.415	189	223	.848	59	172	231	427	302-15	151	15	797	9.7
1978-79	82	2522	296	682	.434	240	298	.805	41	123	164	480	282-9	102	18	832	10.2
1979-80	79	2052	177	431	.411	124	143	.867	24	107	131	424	261-7	107	8	479	6.1
1980-81	24	624	39	116	.336	42	50	.840	10	41	51	118	60-0	26	3	120	5.0
1983-84	13	181	14	46	.304	12	17	.706	3	7	10	39	40-3	8	3	40	3.1
6 Years	363	9779	1005	2446	.411	757	905	.836	182	555	737	1887	1190-39	478	48	2768	7.6
KIRK HINRICH				Height: 6' 4"			Weight: 190									Kansas '03	
2010-11	24	686	80	185	.432	14	21	.667	7	46	53	78	66-2	19	7	206	8.6
2011-12	46	1237	122	295	.414	25	32	.781	11	90	101	132	100-1	38	11	316	6.6
2015-16	11	106	7	17	.412	0	0	---	1	11	12	14	7-0	2	0	14	1.3
3 Years	83

ALL-TIME ROSTER: 1968 - 2020, CONT.

YEAR	GP	MINS	FGM	FGA	FG%	FTM	FTA	FT%	OR	DR	TR	AST	PF-D	STL	BS	PTS	PPG
AL HORFORD				Height: 6' 10"				Weight: 245									Florida '07
2007-08	81	2540	333	668	.499	155	212	.731	248	537	785	124	267-1	60	76	821	10.1
2008-09	67	2242	312	594	.525	149	205	.727	145	479	624	163	190-0	53	95	773	11.5
2009-10	61	2045	367	847	.551	213	270	.789	236	563	799	169	225-1	59	91	1148	14.2
2010-11	71	2704	513	921	.557	150	193	.777	183	536	719	266	193-0	59	80	1178	16.5
2011-12	11	348	57	103	.553	22	30	.733	26	51	77	24	21-1	10	14	136	12.4
2012-13	74	2756	576	1060	.543	134	209	.644	195	562	757	240	163-2	78	76	1299	17.4
2013-14	29	958	238	420	.567	58	90	.644	66	178	244	76	56-0	27	44	538	18.6
2014-15	76	2318	519	965	.538	107	141	.759	131	413	544	244	121-0	68	98	1156	15.2
2015-16	62	2631	629	1048	.600	103	129	.798	148	448	596	263	163-0	88	121	1249	15.5
9 Years	578	19342	3544	6626	.535	1091	1475	.740	1377	3767	5144	1589	1399-5	492	697	8288	14.3
TOM HOVASSE				Height: 6' 8"				Weight: 205									Penn State '89
1994-95	2	4	0	1	.000	0	0	.000	0	0	0	0	1-0	1	0	0	0.0
DWIGHT HOWARD				Height: 6' 11"				Weight: 265									SW Atlanta Christian Academy '04
2016-17	74	2199	388	613	.633	226	424	.533	296	644	940	104	203-2	64	92	1002	13.5
LOU "Super Lou" HUDSON				Height: 6' 5"				Weight: 205									Minnesota '66
1968-69	81	2869	716	1455	.492	338	435	.777	—	—	533	216	248-0	—	—	1770	21.9
1969-70	80	3091	830	1565	.531	371	450	.824	—	—	373	276	225-1	—	—	2031	25.4
1970-71	76	3113	829	1713	.484	381	502	.759	—	—	386	257	186-0	—	—	2039	26.8
1971-72	77	3042	775	1540	.503	349	420	.831	—	—	385	309	229-0	—	—	1899	24.7
1972-73	75	3027	816	1710	.477	397	481	.825	—	—	467	258	197-1	—	—	2029	27.1
1973-74	65	2588	678	1356	.500	295	353	.836	126	224	350	213	205-3	160	29	1651	25.4
1974-75	11	380	97	223	.431	48	57	.842	14	33	47	40	33-1	13	2	242	22.0
1975-76	81	2558	569	1205	.472	237	291	.814	104	196	300	214	241-3	124	17	1375	17.0
1976-77	58	1745	413	905	.456	142	169	.840	48	81	129	135	160-2	67	19	968	16.7
9 Years	604	22413	5723	11673	.490	2558	3186	.803	292	534	2970	1938	1720-11	364	67	14004	23.2
ISAAC HUMPHRIES				Height: 7' 0"				Weight: 255									Kentucky '17
2018-19	5	56	6	21	.286	0	0	---	4	7	11	0	7-0	1	0	15	3.0
KRIS HUMPHRIES				Height: 6' 9"				Weight: 235									Minnesota '04
2015-16	21	295	47	101	.465	32	45	.711	20	51	71	13	44-0	10	7	134	6.4
2016-17	56	689	87	214	.407	64	82	.780	60	146	206	29	69-0	15	21	257	4.6
2 Years	77	984	134	315	.425	96	127	.756	80	197	277	42	113-0	25	28	391	5.1
OTHELLO HUNTER				Height: 6' 8"				Weight: 225									Ohio State '08
2008-09	16	92	11	20	.550	0	5	.000	9	15	24	1	11-0	2	5	22	1.4
2009-10	7	33	4	12	.333	3	4	.750	6	6	12	0	5-0	0	1	11	1.6
2 Years	23	125	15	32	.469	3	9	.333	15	21	36	1	16-0	2	6	33	1.4
ERSAN ILYASOVA				Height: 6' 10"				Weight: 235									Turkey
2016-17	26	633	93	226	.412	52	65	.800	42	109	151	42	73-1	22	8	270	10.4
2017-18	46	1175	184	401	.459	72	90	.800	74	177	251	51	92-0	44	17	501	10.9
2 Years	72	1808	277	627	.442	124	155	.800	116	286	402	93	165-0	66	25	771	10.7
TOM INGLESBY				Height: 6' 2"				Weight: 185									Villanova '73
1973-74	48	398	50	131	.382	29	37	.784	10	34	44	37	43-0	19	4	129	2.7
ROYAL IVEY				Height: 6' 4"				Weight: 215									Texas '04
2004-05	62	809	85	198	.429	47	67	.701	19	65	84	103	140-1	39	7	220	3.5
2005-06	73	978	116	264	.439	24	33	.727	31	65	96	74	147-1	24	7	260	3.6
2006-07	53	539	64	143	.448	24	35	.686	15	36	51	45	62-0	24	4	157	3.0
3 Years	188	2326	265	605	.438	95	135	.704	65	166	231	222	349-2	87	18	637	3.4
JERMAINE JACKSON				Height: 6' 5"				Weight: 204									Detroit '99
2002-03	29	273	19	42	.452	17	28	.607	9	23	32	35	27-0	10	3	55	1.9
JIM JACKSON				Height: 6' 6"				Weight: 220									Ohio State '92
1999-00	79	2767	507	1235	.411	186	277	.677	101	293	394	230	167-0	57	10	1317	16.7
2000-01	17	550	77	214	.360	23	35	.659	17	62	79	50	42-0	19	4	243	14.3
2 Years	96	3317	584	1452	.402	259	297	.872	118	355	473	280	209-0	76	14	1560	16.3
STEPHEN JACKSON				Height: 6' 8"				Weight: 218									Oak Hill Academy
2003-04	80	2940	536	1261	.425	233	297	.785	97	273	370	244	216-3	142	20	1450	18.1
HENRY JAMES				Height: 6' 8"				Weight: 220									St. Mary's (TX) '88
1996-97	53	945	125	306	.408	30	36	.833	27	54	81	21	98-1	11	1	356	6.7
JOHN JENKINS				Height: 6' 4"				Weight: 202									Vanderbilt '12
2012-13	61	902	131	294	.446	59	70	.843	17	77	94	56	37-0	12	10	374	6.1
2013-14	13	199	16	46	.391	4	4	1.000	3	19	22	11	11-0	1	1	40	3.1
2014-15	49	1297	149	335	.445	116	149	.779	2	37	39	115	81-0	10	0	1130	23.1
3 Years	98	1357	196	435	.451	79	93	.849	22	133	155	80	63-0	23	11	549	5.6
ANTHONY JOHNSON				Height: 6' 3"				Weight: 190									College of Charleston '97
1998-99	49	885	91	225	.404	57	82	.695	16	59	75	107	67-0	35	7	244	5.0
1999-00	30	473	36	103	.350	16	29	.552	13	28	41	34	27-0	17	5	92	3.1
2000-01	29	279	26	71	.366	12	17	.706	3	20	23	33	41-0	17	5	64	2.6
2007-08	42	1121	115	267	.431	26	32	.813	17	81	98	202	86-0	42	8	283	6.7
4 Years	154	2708	268	666	.402	114	155	.735	51	184	235	402	235-0	117	22	683	4.4
R.J. JOHNSON				Height: 6' 7"				Weight: 200									LaSalle '18
2018-19	6	43	8	16	.500	2	2	1.000	2	6	8	0	3-0	2	0	21	3.5
DERMARR JOHNSON				Height: 6' 8"				Weight: 201									Cincinnati '00
2000-01	78	1313	146	390	.374	64	87	.736	56	122	178	64	134-0	43	30	397	5.1
2001-02	72	1727	214	540	.396	85	105	.810	59	188	247	81	163-1	62	56	602	8.4
3 Years	150	3040	360	930	.387	149	192	.776	115	310	425	145	297-1	105	86	1104	7.4
EDDIE JOHNSON				Height: 6' 2"				Weight: 190									Auburn '77
1977-78	79	1875	332	686	.484	164	201	.816	51	102	153	235	232-4	100	4	838	10.5
1978-79	78	2419	401	982	.510	243	296	.822	65	105	170	360	241-6	121	11	1245	16.0
1979-80	79	2622	590	1212	.487	280	342	.819	65	105	170	370	221-2	120	14	1460	18.5
1980-81	75	2693	573	1136	.504	279	356	.784	60	119	179	407	187-2	126	11	1431	19.1
1981-82	68	2314	455	1011	.450	294	385	.764	63	128	191	358	188-1	102	16	1211	17.8
1982-83	69	1813	389	858	.453	186	233	.798	53	118	171	318	169-0	61	9	978	14.2
1983-84	67	1893	353	798	.442	164	213	.770	31	115	146	374	155-2	58	7	886	13.2
1984-85	73	2367	453	946	.479	265	332	.798	38	154	192	566	194-1	43	7	1170	16.3
1985-86	75	2652	535	1128	.474	276	348	.793	59	232	291	538	175-0	46	10	1349	18.0
9 Years	619	18852	3801	8157	.466	1954	2464	.793	446	984	1430	3207	1613-11	741	87	9631	15.6
GEORGE JOHNSON				Height: 6' 11"				Weight: 220									Dillard '70
1982-83	37	461	25	57	.439	14	19	.737	44	73	117	17	69-0	10	59	64	1.7
IVAN JOHNSON				Height: 6' 8"				Weight: 255									Cal. St. San Bernadino '07
2011-12	56	934	141	275	.513	72	100	.720	65	161	226	32	116-2	43	18	356	6.4
2012-13	69	1035	185	356	.520	81	131	.618	76	190	266	46	131-1	36	14	452	6.6
2 Years	125	1969	326	631	.517	153	231	.662	141	351	492	78	247-3	99	32	808	6.5
JOE JOHNSON				Height: 6' 7"				Weight: 240									Arkansas '01
2005-06	82	3340	632	1395	.453	261	330	.791	98	237	335	536	187-0	103	31	1653	20.2
2006-07	57	2359	536	1139	.471	235	314	.748	53	186	239	449	115-1	60	11	1426	25.0
2007-08	82	3343	647	1497	.432	316	379	.834	63	284	347	474	168-1	84	18	1779	21.7
2008-09	79	3124	620	1420	.437	296	359	.826	63	283	346	455	161-0	84	19	1698	21.4
2009-10	76	2886	635	1386	.458	220	269	.818	74	279	353	369	145-0	82	5	1619	21.3
2010-11	72	2594	514	1161	.443	195	243	.802	59	232	291	338	131-0	47	13	1312	18.2
2011-12	62	2127	423	931	.454	180	220	.818	53	168	221	313	112-0	53	7	1129	18.2
7 Years	508	19733	4007	8929	.449	1684	2083	.808	485	1667	2152	2653	997-2	508	104	10606	20.9
OLLIE JOHNSON				Height: 6' 6"				Weight: 200									Temple '72
1977-78	82	1704	292	619	.472	111	130	.854	89	171	260	120	180-2	80	36	695	8.5
DAHNTAY JONES				Height: 6' 6"				Weight: 225									Duke '03
2012-13	28	381	32	82	.390	21	31	.677	11	20	31	20	46-0	12	1	88	3.1
DAMIAN JONES				Height: 6' 11"				Weight: 245									Vanderbilt '16
2019-20	55	887	121	178	.680	62	84	.738	74	132	206	35	149-3	26	40	306	5.6
DWIGHT JONES				Height: 6' 10"				Weight: 230									Houston '73
1973-74	74	1448	238	502	.474	116	156	.744	145	309	454	86	197-3	29	64	592	8-0
1974-75	75	2086	323	752	.430	132	193	.721	236	461	697	132	226-1	51	51	778	10.4
1975-76	66	1762	251	547	.459	161	219	.744	171	353	524	83	214-8	52	61	663	10.1
3 Years	215	5296	812	1796	.452	411	568	.736	552	1123	1675	321	637-12	132	176	2035	9.5
SOLOMON JONES				Height: 6' 10"				Weight: 245									South Florida '06
2006-07	58	666	65	128	.508	59	75	.787	49	87	136	11	124-3	11	42	189	3.3
2007-08	35	145	12	30	.400	11	20	.550	19	23	42	0	28-0	3	5	35	1.0
2008-09	63	675	67	111	.604	53	74	.716	52	90	142	15	125-0	7	34	188	3.0
3 Years	156	1486	144	269	.535	123	169	.728	120	200	320	26	277-3	21	81	412	2.6

ALL-TIME ROSTER: 1968 - 2020, CONT.

YEAR	GP	MINS	FGM	FGA	FG%	FTM	FTA	FT%	OR	DR	TR	AST	PF-D	STL	BS	PTS	PPG
REGGIE JORDAN				Height: 6' 4"				Weight: 195									New Mexico St. '91
1995-96	24	247	36	71	.507	22	38	.579	23	29	52	29	30-0	12	7	94	3.9
ROB KAUFFMAN				Height: 6' 8"				Weight: 240									Guilford '68
1974-75	73	797	113	261	.433	59	84	.702	67	115	182	81	103-1	19	4	285	3.9
ADAM KEEFE				Height: 6' 9"				Weight: 241									Stanford '92
1992-93	82	1549	188	376	.500	166	237	.700	171	261	432	80	195-1	57	16	542	6.6
1993-94	63	763	96	213	.451	81	111	.730	77	124	201	34	80-0	20	9	273	4.3
2 Years	145	2312	284	589	.482	247	348	.710	248	385	633	114	275-1	77	25	273	5.6
RYAN KELLY				Height: 6' 11"				Weight: 230									Duke '13
2016-17	16	110	8	28	.286	5	6	.833	1	17	18	8	5-0	4	5	25	1.6
TIM KEMPTON				Height: 6' 10"				Weight: 255									Notre Dame '86
1995-96	3	11	0	0	—	0	0	—	0	2	2	1	5-0	0	0	0	—
BREVIN KNIGHT				Height: 5' 10"				Weight: 170									Stanford '97
2000-01	47	1364	137	356	.385	49	60	.817	22	139	161	286	138-2	95	3	324	6.9
JON KONCAK				Height: 7' 0"				Weight: 250									SMU '85
1985-86	82	1695	263	518	.507	156	257	.607	171	296	467	55	296-10	37	69	682	8.3
1986-87	82	1684	169	352	.480	125	191	.654	153	340	493	31	262-2	52	76	463	5.6
1987-88	49	1073	98	203	.483	83	136	.610	103	230	333	19	161-1	36	56	279	5.7
1988-89	74	1431	141	266	.530	71	114	.623	147	306	453	56	238-4	54	98	353	4.7
1989-90	54	977	78	127	.614	42	79	.532	58	168	226	23	182-4	38	34	198	3.7
1990-91	77	1931	140	321	.436	32	54	.593	101	274	375	124	265-6	74	76	313	4.1
1991-92	77	1489	111	284	.391	19	30	.633	62	199	261	132	207-2	50	67	241	3.1
1992-93	78	1975	124	267	.464	24	50	.480	100	327	427	140	264-6	75	100	275	3.5
1993-94	82	1823	159	369	.431	24	36	.667	83	282	365	102	236-1	63	125	342	4.2
1994-95	82	1483	77	187	.412	13	17	.765	24	161	185	36	197-2	36	46	167	2.0
10 Years	717	15121	1360	2898	.469	581	970	.599	1001	2583	3584	734	2248-37	515	747	3317	4.6
KYLE KORVER				Height: 6' 7"				Weight: 212									Creighton '03
2012-13	74	2259	277	601	.461	67	78	.859	23	270	293	146	170-1	70	37	810	10.9
2013-14	71	2409	269	609	.442	87	94	.926	27	260	287	208	147-0	70	24	850	12.0
2014-15	75	2418	292	600	.487	106	118	.898	15	269	284	196	140-1	52	11	911	12.1
2015-16	80	2401	268	616	.435	45	54	.833	14	246	260	164	161-0	60	35	739	9.2
2016-17	32	894	108	246	.439	24	27	.889	0	89	89	75	47-0	23	13	305	9.5
5 Years	332	10380	1234	2672	.462	329	371	.887	79	1134	1213	789	665-2	275	151	3616	10.9
TONI KUKOC				Height: 6' 11"				Weight: 235									Croatia '93
2000-01	17	618	124	252	.492	49	72	.681	19	78	97	106	36-0	13	5	335	19.7
2001-02	59	1494	211	504	.419	109	153	.712	43	175	218	210	91-0	48	17	584	9.9
2 Years	76	2112	335	756	.443	158	225	.702	62	253	315	316	127-0	61	22	919	12.1
CHRISTIAN LAETTNER				Height: 6' 11"				Weight: 245									Duke '92
1995-96	30	977	159	325	.489	107	130	.823	86	150	235	68	119-3	31	28	425	14.2
1996-97	82	3140	445	1128	.395	359	440	.816	214	558	772	223	277-8	102	64	1486	18.1
1997-98	74	2282	354	750	.472	306	354	.864	142	345	487	190	246-6	71	73	1020	13.8
3 Years	186	6399	1061	2183	.486	772	924	.835	440	1003	1443	481	642-17	204	165	2931	15.8
MARK LANDSBERGER				Height: 6' 8"				Weight: 230									Arizona St. '78
1983-84	35	335	19	51	.373	15	26	.577	42	77	119	10	32-0	6	3	53	1.5
ANDREW LANG				Height: 6' 11"				Weight: 250									Arkansas '88
1993-94	82	1608	215	458	.469	73	106	.689	126	187	313	51	192-2	38	87	504	6.1
1994-95	82	2340	320	677	.473	152	189	.804	154	302	456	73	269-4	45	136	794	9.7
1995-96	51	1815	261	619	.454	95	118	.805	111	223	334	62	178-4	35	85	657	12.9
3 Years	215	5763	816	1754	.465	320	412	.777	391	712	1103	186	638-10	118	308	1955	9.1
PRIEST LAUDERDALE				Height: 7' 4"				Weight: 343									Central St. (OH) '94
1996-97	35	180	49	89	.551	13	23	.565	16	27	43	12	39-0	1	9	111	3.2
ACIE LAW IV				Height: 6' 3"				Weight: 202									Texas A&M '07
2007-08	56	865	95	237	.401	38	48	.792	12	45	57	113	73-0	29	0	235	4.2
2008-09	55	560	52	139	.374	49	60	.817	6	52	58	86	43-0	11	3	162	2.9
2 Years	111	1425	147	376	.391	87	108	.806	18	97	115	199	116-0	40	3	397	3.8
ALFRED "Butch" LEE				Height: 6' 0"				Weight: 185									Marquette '78
1978-79	49	997	144	313	.460	88	117	.752	11	48	59	169	88-0	56	1	376	7.7
CLYDE LEE				Height: 6' 10"				Weight: 230									Vanderbilt '66
1974-75	9	117	12	36	.333	32	39	.821	24	46	70	8	25-0	1	4	56	6.2
DAMION LEE				Height: 6' 6"				Weight: 210									Louisville '16
2017-18	15	404	62	152	.408	22	29	.759	11	60	71	29	25-0	19	1	161	10.7
RON LEE				Height: 6' 4"				Weight: 193									Oregon '76
1979-80	30	364	29	91	.319	9	17	.529	11	22	33	67	65-1	15	4	67	2.2
GEORGE LEHMANN				Height: 6' 3"				Weight: 190									Campbell '61
1968-69	11	138	26	67	.388	8	12	.667	—	—	9	27	18-0	—	—	60	5.5
ALEX LEN				Height: 7' 0"				Weight: 250									Maryland '13
2018-19	77	1544	320	648	.494	140	216	.648	158	266	424	86	200-1	27	69	854	11.1
2019-20	40	745	142	260	.546	51	81	.630	69	161	230	42	93-1	20	33	349	8.7
2 Years	117	2289	462	908	.509	191	297	.643	227	427	654	128	293-2	47	102	1203	10.3
GARY LEONARD				Height: 7' 1"				Weight: 240									Missouri '89
1990-91	4	9	0	0	---	2	4	.500	0	2	2	0	2-0	0	1	2	0.5
1991-92	5	13	4	6	.667	2	2	1.000	0	5	5	1	3-0	1	0	10	2.0
2 Years	9	22	4	6	.667	4	6	.667	3	4	7	1	5-0	1	1	12	1.3
JIM LES				Height: 5' 11"				Weight: 175									Bradley '86
1994-95	24	188	11	38	.289	23	27	.852	6	20	26	44	28-0	4	0	50	2.1
CLIFF LEVINGSTON				Height: 6' 8"				Weight: 220									Wichita State '82
1984-85	74	2017	291	552	.527	145	222	.653	230	336	566	104	231-3	70	69	727	9.8
1985-86	81	1945	294	551	.534	164	242	.678	193	341	534	72	260-5	76	58	752	9.3
1986-87	82	1848	251	496	.506	155	213	.728	141	314	455	40	261-4	48	68	657	8.0
1987-88	82	2135	314	564	.557	190	246	.772	228	276	504	71	287-5	52	84	819	10.0
1988-89	80	2184	300	568	.528	133	191	.696	194	304	498	75	270-4	57	70	734	9.2
1989-90	75	1706	213	424	.502	116	146	.795	80	229	309	80	216-2	55	41	516	6.9
6 Years	474	11835	3155	1666	.528	1235	870	.704	1177	1777	2954	442	625-23	398	371	4205	8.9
JEREMY LIN				Height: 6' 3"				Weight: 200									Harvard '10
2018-19	51	1003	180	386	.466	142	168	.845	16	103	119	181	96-0	38	7	546	10.7
RANDY LIVINGSTON				Height: 6' 4"				Weight: 209									Louisiana State '97
1997-98	12	82	3	12	.250	4	5	.800	1	5	6	5	6-0	7	2	10	0.8
GRANT LONG				Height: 6' 9"				Weight: 248									Eastern Michigan '88
1994-95	79	2579	337	704	.479	238	315	.756	190	405	595	127	232-2	107	34	923	11.7
1995-96	82	3008	395	858	.471	257	337	.763	248	540	788	183	233-3	106	54	1078	13.1
2 Years	161	5587	732	1562	.469	495	652	.759	438	945	1383	310	465-5	213	88	2001	12.4
3 Years	211	6967	883	1901	.464	679	887	.766	538	1141	1679	363	608-5	272	142	2490	11.8
JOHN LONG				Height: 6' 5"				Weight: 195									Detroit '78
1989-90	48	1030	174	384	.453	46	55	.836	26	57

ALL-TIME ROSTER: 1968 - 2020, CONT.

YEAR	GP	MINS	FGM	FGA	FG%	FTM	FTA	FT%	OR	DR	TR	AST	PF-D	STL	BS	PTS	PPG
JOSH MAGETTE				Height: 6' 1"			Weight: 160									Alabama-Huntsville '12	
2017-18	18	216	15	46	.326	8	8	1.000	2	17	19	57	16-0	8	1	46	2.6
MOSES MALONE				Height: 6' 10"			Weight: 255									Petersburg High (VA) '74	
1988-89	81	2878	538	1096	.491	561	711	.789	386	570	956	112	154-0	79	100	1637	20.2
1989-90	81	2735	517	1077	.480	493	631	.781	364	448	812	130	158-0	47	84	1528	18.9
1990-91	82	1912	280	598	.468	309	372	.831	271	396	667	68	134-0	30	74	869	10.6
3 Years	244	7525	1335	2771	.482	1363	1714	.795	1021	1414	2435	310	446-0	156	258	4034	16.5
MATT MALONEY				Height: 6' 3"			Weight: 200									Pennsylvania '95	
2000-01	55	1403	146	348	.420	26	34	.765	14	103	117	154	94-1	56	5	369	6.7
2002-03	14	103	8	25	.320	3	5	.600	1	6	7	17	9-0	4	0	24	1.7
2 Years	69	1506	154	373	.413	29	39	.744	15	109	124	171	103-1	60	5	393	5.7
DANNY MANNING				Height: 6' 10"			Weight: 234									Kansas '88	
1993-94	26	925	177	372	.476	54	83	.651	49	120	169	85	93-0	46	25	409	15.7
PACE MANNION				Height: 6' 7"			Weight: 190									Utah '83	
1988-89	5	18	2	6	.333	0	0	.000	0	2	2	2	2-0	2	0	4	0.8
PETE MARAVICH				Height: 6' 5"			Weight: 200									Louisiana State '70	
1970-71	81	2926	738	1613	.458	404	505	.800	—	—	298	355	238-1	—	—	1880	23.2
1971-72	66	2302	460	1077	.427	355	438	.811	—	—	256	393	207-0	—	—	1275	19.3
1972-73	79	3089	789	1788	.441	485	606	.800	—	—	346	546	245-1	—	—	2063	26.1
1973-74	76	2903	819	1791	.457	469	568	.826	98	276	374	396	261-4	111	13	2107	27.7
4 Years	302	11220	2806	6269	.448	1713	2117	.809	98	276	1274	1690	951-6	111	13	7325	24.3
ROY MARBLE				Height: 6' 6"			Weight: 190									Iowa '89	
1989-90	24	162	16	58	.276	19	29	.655	15	9	24	11	16-0	7	1	51	2.1
CARTIER MARTIN				Height: 6' 7"			Weight: 220									Kansas State '07	
2013-14	53	822	106	256	.414	46	61	.754	12	93	105	31	68-0	26	7	314	5.9
EDDIE MAST				Height: 6' 9"			Weight: 220									Temple '69	
1972-73	42	447	50	118	.424	19	30	.633	—	—	136	37	50-0	—	—	119	2.8
WES MATTHEWS				Height: 6' 1"			Weight: 165									Wisconsin '81	
1980-81	34	1105	161	330	.488	103	123	.837	16	56	72	212	122-1	61	7	425	12.5
1981-82	47	838	131	298	.440	60	79	.759	19	39	58	139	129-3	53	2	324	6.9
1982-83	64	1187	171	424	.403	86	112	.768	25	66	91	249	129-0	60	8	442	6.9
1983-84	6	96	16	30	.533	18	22	.818	1	3	4	21	13-0	5	1	50	8.3
1989-90	1	13	1	3	.333	2	2	1.000	0	0	0	5	0-0	0	0	4	4.0
5 Years	152	3239	480	1085	.442	269	338	.796	61	164	225	626	393-4	179	18	1245	8.1
DON MAY				Height: 6' 4"			Weight: 200									Dayton '68	
1971-72	75	1285	234	476	.492	126	164	.768	—	—	217	55	133-0	—	—	594	7.9
1972-73	32	317	61	134	.455	22	31	.710	—	—	67	21	55-0	—	—	144	4.5
2 Years	107	1602	295	610	.484	148	195	.759	—	—	284	76	188-0	—	—	738	6.9
TRAVIS MAYS				Height: 6' 2"			Weight: 190									Texas '90	
1991-92	2	32	6	14	.429	2	2	1.000	1	1	2	1	4-0	0	0	17	8.5
1992-93	49	787	129	309	.417	54	82	.659	20	33	53	72	59-0	21	3	341	7.0
2 Years	51	819	135	323	.418	56	84	.667	21	34	55	73	63-0	21	3	358	7.0
AMAL McCASKILL				Height: 6' 11"			Weight: 245									Marquette '96	
2002-03	11	70	4	17	.235	3	4	.750	7	15	22	5	13-0	3	1	11	1.0
TIM McCORMICK				Height: 7' 0"			Weight: 240									Michigan '84	
1990-91	56	689	93	187	.497	66	90	.733	56	109	165	32	91-1	11	14	252	4.5
JELANI McCOY				Height: 6' 10"			Weight: 245									UCLA '98	
2004-05	10	88	7	13	.538	1	5	.200	7	14	21	0	24-0	3	8	15	1.5
JAMES McELROY				Height: 6' 3"			Weight: 185									Central Michigan '75	
1979-80	31	516	66	171	.386	37	53	.698	20	29	49	65	45-1	21	5	171	5.5
1980-81	54	680	78	202	.386	48	59	.814	10	38	48	82	62-0	20	9	205	3.8
1981-82	20	349	52	125	.416	29	36	.806	66	11	17	39	44-0	8	3	134	6.7
3 Years	105	1545	196	498	.394	114	148	.770	36	78	114	186	151-1	49	17	510	4.9
MIKE McGEE				Height: 6' 5"			Weight: 207									Michigan '81	
1986-87	76	1420	311	677	.459	80	137	.584	71	88	159	149	156-1	61	2	788	10.4
1987-88	11	117	22	52	.423	2	6	.333	4	12	16	13	6-0	5	0	51	4.6
2 Years	87	1537	333	729	.457	82	143	.573	75	100	175	162	162-1	66	2	839	9.6
TRACY McGRADY				Height: 6' 8"			Weight: 225									Mt. Zion Chris. Acad. HS (NC). '97	
2011-12	52	837	101	231	.437	56	83	.675	23	131	154	110	35-0	16	15	273	5.3
ROSHOWN McLEOD				Height: 6' 8"			Weight: 230									Duke '98	
1998-99	34	348	62	163	.380	37	45	.822	12	38	50	14	24-0	2	1	162	4.8
1999-00	44	860	131	332	.395	54	70	.771	41	97	138	52	84-0	16	5	318	7.2
2000-01	34	907	144	330	.436	45	51	.882	37	81	118	58	88-0	23	8	335	9.9
3 Years	112	2115	337	825	.408	136	166	.819	90	216	306	124	196-0	41	14	815	7.3
TOM McMILLEN				Height: 6' 11"			Weight: 215									Maryland '74	
1977-78	68	1683	280	568	.493	116	145	.800	151	265	416	84	233-8	33	16	676	9.9
1978-79	82	1392	232	498	.466	109	119	.891	131	201	332	69	211-2	15	32	570	7.0
1979-80	53	1071	191	382	.500	81	107	.757	70	150	220	62	126-2	36	14	463	8.7
1980-81	79	1564	253	518	.488	80	108	.741	96	199	295	72	163-0	23	25	587	7.4
1981-82	73	1792	291	572	.509	140	170	.824	102	234	336	129	202-1	25	24	723	9.9
1982-83	61	1364	198	424	.467	108	133	.812	57	160	217	76	143-2	17	24	504	8.3
6 Years	416	8866	1445	2962	.488	634	782	.811	607	1209	1816	492	1078-15	149	135	3523	8.5
SLAVA MEDVEDENKO				Height: 6' 10"			Weight: 253									Ukraine	
2006-07	14	81	12	29	.414	17	20	.850	4	10	14	2	16-0	0	2	42	3.0
DEAN "The Dream" MEMINGER				Height: 6' 1"			Weight: 170									Marquette '71	
1974-75	80	2177	233	500	.466	168	263	.639	84	130	214	397	160-0	118	11	634	7.9
1975-76	68	1418	155	379	.409	100	152	.658	65	86	151	222	116-0	54	8	410	6.0
2 Years	148	3595	388	879	.411	268	415	.646	149	216	365	619	276-0	172	19	1044	7.1
JOE C. MERIWEATHER				Height: 6' 10"			Weight: 218									So. Illinois '75	
1976-77	74	2068	319	607	.526	182	255	.714	216	380	596	82	324-21	41	82	820	11.1
ANTHONY "Pig" MILLER				Height: 6' 9"			Weight: 255									Michigan St. '94	
1996-97	1	14	0	5	.000	0	0	—	2	5	7	0	2-0	0	0	0	0.0
1997-98	37	228	29	52	.558	21	39	.538	30	40	70	3	41-0	15	3	79	2.1
2000-01	2	6	1	2	.500	0	0	—	0	2	2	0	0-0	0	0	2	1.0
2004-05	2	9	2	3	.667	0	0	—	0	1	1	1	2-0	1	0	4	2.0
4 Years	42	257	32	62	.516	21	39	.538	32	48	80	4	45-0	16	3	85	2.0
CHRIS MILLS				Height: 6' 7"			Weight: 220									Arizona '93	
2003-04	—on active roster for five games from 2/19/04 to 3/1/04 but saw no action—																
PAUL MILLSAP				Height: 6' 8"			Weight: 246									Louisiana Tech '06	
2013-14	74	2482	483	1047	.461	286	391	.731	154	473	627	232	210-3	129	78	1328	17.9
2014-15	73	2390	443	930	.476	255	337	.757	139	431	570	223	201-0	130	69	1218	16.7
2015-16	81	2647	501	1066	.470	309	408	.757	198	534	732	265	237-2	147	139	1385	17.1
2016-17	69	2343	430	972	.442	311	405	.768	111	422	533	252	186-0	90	62	1246	18.1
4 Years	297	9862	1857	4015	.463	1161	1541	.753	602	1860	2462	972	834-5	496	348	5177	17.4
NAZR MOHAMMED				Height: 6' 10"			Weight: 250									Kentucky '99	
2000-01	28	716	135	281	.480	75	98	.765	97	155	252	19	73-0	23	28	345	12.3
2001-02	82	2168	329	713	.461	137	222	.617	242	409	651	33	252-2	63	61	795	9.7
2002-03	35	445	67	159	.421	26	41	.634	47	82	129	6	79-0	16	21	160	4.6
2003-04	53	938	138	280	.493	69	110	.627	101	166	267	20	113-0	22	27	345	6.5
4 Years	198	4267	669	1433	.467	307	471	.652	487	812	1299	78	517-2	124	137	1645	8.3
SIDNEY MONCRIEF				Height: 6' 4"			Weight: 181									Arkansas '79	
1990-91	72	1096	117	240	.488	82	105	.781	31	97	128	104	112-0	50	9	337	4.7
RODNEY MONROE				Height: 6' 3"			Weight: 185									North Carolina State '91	
1991-92	38	313	53	144	.368	19	23	.826	12	21	33	27	19-0	12	2	131	3.4
MIKKI MOORE				Height: 7' 0"			Weight: 225									Nebraska '97	
2002-03	5	31	5	12	.417	8	10	.800	5	2	7	3	1-0	0	2	18	3.6
JAYLEN MORRIS				Height: 6' 5"			Weight: 185									Molloy College '17	
2017-18	6	98	13	32	.406	0	0	---	2	14	16	7	2-0	2	1	28	4.7

ALL-TIME ROSTER: 1968 - 2020, CONT.

YEAR	GP	MINS	FGM	FGA	FG%	FTM	FTA	FT%	OR	DR	TR	AST	PF-D	STL	BS	PTS	PPG
RANDOLPH MORRIS				Height: 6' 11"			Weight: 260									Kentucky '08	
2008-09	23	89	7	17	.412	4	4	1.000	4	16	20	2	25-0	2	1	18	0.8
2009-10	28	124	23	41	.561	16	27	.593	10	28	38	2	34-2	5	3	62	2.2
2 Years	51	213	30	58	.517	20	31	.645	14	44	58	4	59-2	7	4	80	1.6
ANTHONY MORROW				Height: 6' 5"			Weight: 210									Georgia Tech '08	
2012-13	24	301	47	111	.423	16	18	.889	10	16	26	9	33-0	12	1	125	5.2
HANNO MOTTOLA				Height: 6' 10"			Weight: 240									Utah '00	
2000-01	73	989	123	277	.444	73	90	.811	49	125	174	25	163-3	11	9	319	4.4
2001-02	82	1371	169	384	.440	57	76	.750	81	187	268	50	174-5	20	19	396	4.8
2 Years	155	2360	292	661	.442	130	166	.783	130	312	442	75	337-8	31	28	715	4.6
TODD MUNDT				Height: 7' 1"			Weight: 255									Delta State '93	
1995-96	24	118	13	32	.406	5	8	.625	10	15	25	2	23-0	1	4	31	1.3
FLIP MURRAY				Height: 6' 3"			Weight: 200									Shaw	
2008-09	80	1975	355	795	.447	177	233	.760	22	146	168	158	173-0	88	17	974	12.2
MIKE MUSCALA				Height: 6' 11"			Weight: 240									Bucknell '13	
2013-14	20	215	31	73	.425	14	14	1.000	17	35	52	7	15-0	3	10	76	3.8
2014-15	40	502	83	151	.550	22	25	.880	52	67	119	25	52-0	16	19	197	4.9
2015-16	60	565	76	152	.500	31	39	.795	38	79	117	34	72-1	13	27	195	3.3
2016-17	70	1237	170	337	.504	49	64	.766	76	163	239	95	97-0	30	41	435	6.2
2017-18	53	1060	143	312	.458	57	62	.919	56	174	230	51	80-0	31	27	405	7.6
5 Years	243	3579	503	1025	.491	173	204	.848	239	519	758	212	316-1	93	124	1308	5.4
DIKEMBE MUTOMBO				Height: 7' 2"			Weight: 265									Georgetown '91	
1996-97	80	2973	380	721	.527	306	434	.705	268	661	929	110	249-3	49	264	1066	13.3
1997-98	82	2917	399	743	.537	303	452	.670	276	656	932	82	254-1	34	277	1101	13.4
1998-99	50	1829	173	338	.512	195	285	.684	192	418	610	57	145-2	16	147	541	10.8
1999-00	82	2984	322	573	.562	298	421	.708	304	853	1157	105	248-3	27	269	942	11.5
2000-01	49	1716	169	354	.477	107	154	.695	188	505	693	54	139-2	20	137	445	9.1
5 Years	343	12419	1443	2729	.529	1209	1746	.692	1228	3093	4321	408	1035-11	146	1094	4095	11.9
LEE NAILON				Height: 6' 9"			Weight: 238									Texas Christian '99	
2003-04	27	300	63	138	.457	16	19	.842	26	37	63	17	48-0	10	7	142	5.3
MAMADOU N'DIAYE				Height: 7' 0"			Weight: 255									Auburn '00	
2003-04	25	359	27	68	.397	44	59	.746	43	68	111	0	58-1	8	24	98	3.9
HOWARD NATHAN				Height: 5' 10"			Weight: 185									NE Louisiana '93	
1995-96	5	15	5	9	.556	3	4	.750	0	0	0	2	2-0	3	0	13	2.6
GARY NEAL				Height: 6' 4"			Weight: 210									Towson '07	
2016-17	2	18	0	7	.000	4	4	1.000	0	1	1	1	1-0	0	0	4	2.0
IVANO NEWBILL				Height: 6' 9"			Weight: 245									Georgia Tech '94	
1996-97	72	850	40	91	.440	20	52	.385	76	128	204	24	115-1	28	15	100	1.4
IRA NEWBLE				Height: 6' 7"			Weight: 220									Miami (Ohio) '97	
2001-02	42	1273	131	263	.498	75	88	.852	80	142	222	45	117-2	38	20	338	8.0
2002-03	73	1931	231	467	.495	70	90	.778	86	185	271	99	174-1	50	26	564	7.7
2 Years	115	3204	362	730	.496	145	178	.815	166	327	493	144	291-3	88	46	902	7.8
DAVID NEWMARK				Height: 7' 0"			Weight: 240									Columbia '68	
1969-70	64	612	127	296	.429	59	77	.766	—	—	174	42	128-3	—	—	313	4.9
KEN "Snake" NORMAN				Height: 6' 8"			Weight: 228									Illinois '87	
1994-95	74	1879	388	856	.453	64	140	.457	103	259	362	94	154-0	34	20	938	12.7
1995-96	34	770	127	273	.465	17	48	.354	40	92	132	63	68-0	15	16	304	8.9
1996-97	17	220	27	94	.287	4	12	.333	8	31	39	12	17-0	7	3	64	3.8
3 Years	125	2869	542	1223	.443	85	200	.425	151	382	533	169	239-0	56	39	1306	10.4
JAMES NUNNALLY				Height: 6' 7"			Weight: 205									UC Santa Barbara '12	
2013-14	4	54	6	18	.333	3	4	.750	1	7	8	2	2-0	1	1	18	4.5
DON OHL				Height: 6' 3"			Weight: 190									Illinois '58	
1968-69	76	1995	385	901	.427	147	208	.707	—	—	170	221	232-5	—	—	917	12.1
1969-70	66	984	176	372	.473	58	72	.806	—	—	71	98	113-1	—	—	410	6.2
2 Years	142	2979	561	1273	.441	205	280	.732	—	—	241	319	345-6	—	—	1327	9.4
BRIAN OLIVER				Height: 6' 4"			Weight: 210									Georgia Tech '90	
1997-98	5	61	7	19	.368	1	4	.250	3	6	9	2	4-0	1	0	15	3.8
GRADY O'MALLEY				Height: 6' 5"			Weight: 205									Manhattan '69	
1969-70	24	113	21	60	.350	8	19	.421	—	—	26	10	12-0	—	—	50	2.1
ZAZA PACHULIA				Height: 6' 11"			Weight: 275									Ulker '03	
2005-06	78	2452	307	681	.451	297	404	.735	264	349	613	128	286-6	89	39	911	11.7
2006-07	72	2026	291	614	.474	293	373	.786	199	301	500	16	267-4	77	36	875	12.2
2007-08	62	944	107	245	.437	108	153	.706	89	159	248	36	140-0	24	13	322	5.2
2008-09	77	1473	159	320	.497	163	230	.709	173	263	436	57	208-1	35	26	481	6.2
2009-10	78	1089	120	246	.488	93	143	.650	117	176	293	42	186-2	37	30	333	4.3
2010-11	79	1244	107	232	.461	135	179	.754	119	214	333	58	184-0	34	22	349	4.4
2011-12	58	1640	169	339	.499	117	158	.741	154	303	457	79	172-1	55	29	455	7.8
2012-13	52	1134	114	241	.473	78	103	.757	132	204	336	79	128-1	35	12	306	5.9
8 Years	556	12002	1374	2918	.471	1284	1743	.737	1247	1969	3216	495	1571-15	386	207	4032	7.3
ANDY PANKO				Height: 6' 9"			Weight: 225									Lebanon Valley '99	
2000-01	1	1	0	0	—	0	0	—	0	0	0	0	0-0	0	0	0	0.0
JANNERO PARGO				Height: 6' 1"			Weight: 185									Arkansas '02	
2011-12	50	671	105	253	.415	19	20	.950	9	64	73	96	64-0	20	2	282	5.6
2012-13	7	113	13	38	.342	2	2	1.000	1	6	7	19	8-0	3	0	35	5.0
2 Years	57	784	118	291	.405	21	22	.955	10	70	80	115	72-0	23	2	317	5.6
JABARI PARKER				Height: 6' 8"			Weight: 245									Duke '14	
2019-20	32	837	198	393	.504	53	72	.736	54	137	191	58	93-2	42	15	480	15.0
CHANDLER PARSONS				Height: 6' 9"			Weight: 230									Florida '11	
2019-20	5	54	5	18	.278	0	0	----	1	6	7	3	3-0	4	1	14	2.8
LAMAR PATTERSON				Height: 6' 5"			Weight: 225									Pittsburgh '15	
2015-16	35	395	28	80	.350	16	22	.727	4	46	50	39	45-0	9	2	84	2.4
2016-17	5	40	3	15	.200	2	3	.667	1	6	7	6	6-0	1	0	9	1.8
2 Years	40	435	31	95	.326	18	25	.720	5	52	57	45	51-0	10	2	93	2.3
BILLY PAULTZ				Height: 6' 11"			Weight: 225									St. Johns '70	
1983-84	40	486	36	88	.409	17	33	.515	35	78	113	18	57-0	8	7	89	2.2
ADREIAN PAYNE				Height: 6' 10"			Weight: 237									Michigan State '14	
2014-15	3	19	2	7	.286	1	2	.500	1	3	4	0	4-0	1	0	5	1.7
TOM PAYNE				Height: 6' 11"			Weight: 225									Kentucky '73	
1971-72	29	227	45	103	.437	29	46	.630	—	—	69	15	40-0	—	—	119	4.1
GARY PAYTON				Height: 6' 4"			Weight: 180									Oregon State '90	
2004-05	—on active roster for two games from 2/24/05 to 3/1/05 but saw no action—																
SAM PELLOM				Height: 6' 9"			Weight: 225									Buffalo '78	
1979-80	44	373	44	108	.407	21	30	.700	28	64	92	18	70-0	12	12	109	2.5
1980-81	77	1472	186	380	.490	81	116	.698	122	234	356	48	228-6	50	92	453	5.9
1981-82	69	1037	114	251	.454	61	79	.722	90	139	229	28	164-0	29	47	289	4.2
1982-83	2	9	2	6	.333	0	0	.000	0	0	0	1	0-0	0	0	4	2.0
4 Years	194	2891	346	745	.465	163	225	.724	240	437	677	95	462-6	91	151	855	4.4
WESLEY PERSON				Height: 6' 6"			Weight: 200									Auburn '94	
2003-04	9	132	13	39	.333	6	6	1.000	2	23	25	5	5-0	3	1	40	4.4
JOHAN PETRO				Height: 7' 0"			Weight: 247									Pau Orthez '05	
2012-13	31	352	48	110	.436	11	12	.917	33	79	112	16	48-0	10	9	108	3.5
JOHN PINONE				Height: 6' 8"			Weight: 230									Villanova '83	
1983-84	7	65	7	13	.538	6	10	.600	0	10	10	3	11-0	2	1	20	2.9
DEXTER PITTMAN				Height: 6' 11"			Weight: 285									Texas '10	
2013-14	2	3	0	1	.000	0	2	.000	3	0	3	0	0-0	0	0	0	0.0

ALL-TIME ROSTER: 1968 - 2020, CONT.

YEAR	GP	MINS	FGM	FGA	FG%	FTM	FTA	FT%	OR	DR	TR	AST	PF-D	STL	BS	PTS	PPG
MILES PLUMLEE				Height: 6' 11"			Weight: 249									Duke '12	
2017-18	55	918	105	180	.583	27	60	.450	77	151	228	45	79-0	17	30	237	4.3
2018-19	18	173	32	48	.667	16	30	.533	16	23	39	17	14-0	6	4	80	4.4
2 Years	73	1091	137	228	.601	43	90	.478	93	174	267	62	93-0	23	34	317	4.3
SCOT POLLARD				Height: 6' 11"			Weight: 265									Kansas '97	
1998-99	— on active roster for two games from 2/13/99 to 2/19/99 but saw no action —																
JOSH POWELL				Height: 6' 9"			Weight: 240									North Carolina State '03	
2010-11	54	653	94	208	.452	36	45	.800	49	86	135	22	78-0	5	5	224	4.1
ALEX POYTHRESS				Height: 6' 9"			Weight: 235									Kentucky '16	
2018-19	21	305	40	81	.494	18	29	.621	29	47	76	17	47-1	4	10	107	5.1
TAUREAN PRINCE				Height: 6' 8"			Weight: 220									Baylor '16	
2016-17	59	981	114	265	.400	74	94	.787	25	132	157	55	96-0	43	27	335	5.7
2017-18	80	2464	415	975	.426	152	180	.844	80	289	369	214	168-2	80	34	1138	14.1
2018-19	55	1552	262	594	.441	95	116	.819	22	177	199	118	141-3	53	19	742	13.5
3 Years	196	4997	791	1854	.427	321	390	.823	97	648	745	387	405-4	181	88	2235	11.4
JOEL PRZYBILLA				Height: 7' 1"			Weight: 255									Minnesota '00	
2003-04	12	314	18	50	.360	12	29	.414	31	70	101	4	48-1	5	17	48	4.0
VLADIMIR RADMANOVIC				Height: 6' 10"			Weight: 235									FMP Zeleznik	
2011-12	49	755	74	197	.376	22	29	.759	34	109	143	54	62-0	21	15	220	4.5
BLAIR RASMUSSEN				Height: 7' 0"			Weight: 260									Oregon '85	
1991-92	81	1968	347	726	.478	30	40	.750	94	299	393	107	233-1	35	48	729	9.0
1992-93	22	283	30	80	.375	9	13	.692	20	35	55	5	61-2	12	10	71	3.2
2 Years	103	2251	377	806	.468	39	53	.736	114	334	448	112	294-3	47	58	800	7.8
THEO RATLIFF				Height: 6' 10"			Weight: 235									Wyoming '95	
2001-02	3	82	10	20	.500	6	11	.545	5	11	16	1	8-0	1	8	26	8.7
2002-03	81	2518	276	595	.464	154	214	.720	154	453	607	73	271-3	56	262	706	8.7
2003-04	53	1648	171	375	.456	96	130	.738	105	276	381	51	189-2	30	166	438	8.3
3 Years	137	4248	457	968	.463	256	372	.688	264	740	1004	125	468-5	87	436	1170	8.5
LEO RAUTINS				Height: 6' 8"			Weight: 215									Syracuse '83	
1984-85	4	12	0	2	.000	0	0	.000	1	1	2	3	3-0	0	0	0	0.0
ZELJKO REBRACA				Height: 7' 0"			Weight: 257									Serbia Montenegro	
2003-04	3	51	12	23	.522	1	2	.500	4	5	9	2	7-1	0	2	25	8.3
ELDRIDGE RECASNER				Height: 6' 3"			Weight: 190									Washington '90	
1996-97	71	1207	148	350	.423	51	58	.879	35	80	115	94	97-0	38	4	405	5.7
1997-98	59	1454	206	452	.456	74	79	.937	32	110	142	117	94-0	41	1	548	9.3
2 Years	130	2661	354	802	.441	125	137	.912	67	190	257	211	191-0	79	5	953	7.3
JEREMY RICHARDSON				Height: 6' 7"			Weight: 190									Delta State '06	
2006-07	6	19	3	6	.500	0	0	—	1	1	2	0	2-0	1	0	8	1.6
2007-08	19	88	13	31	.419	0	0	—	1	6	7	0	6-0	2	0	31	1.6
2 Years	24	107	16	37	.432	0	0	—	2	7	9	0	8-0	3	0	39	1.6
ISAIAH RIDER				Height: 6' 5"			Weight: 215									UNLV '93	
1999-00	60	2084	449	1072	.419	204	260	.785	63	195	258	219	132-3	41	6	1158	19.3
BOB RILEY				Height: 6' 4"			Weight: 235									Mt. St. Mary's '70	
1970-71	7	39	4	9	.444	5	9	.556	—	—	12	1	5-0	—	—	13	1.9
GLENN "Doc" RIVERS				Height: 6' 4"			Weight: 185									Marquette '83	
1983-84	81	1938	250	541	.462	255	325	.785	72	148	220	314	286-8	127	30	757	9.3
1984-85	80	2176	334	701	.476	272	353	.770	69	148	217	410	250-7	163	53	974	14.1
1985-86	53	1571	220	464	.474	172	283	.608	49	113	162	443	185-2	120	13	612	11.5
1986-87	82	2590	342	758	.451	365	441	.828	83	216	299	623	297-5	171	30	1053	12.8
1987-88	80	2702	403	890	.453	319	420	.760	83	233	316	747	277-3	140	41	1134	14.2
1988-89	76	2462	371	816	.455	247	287	.861	89	197	286	525	263-6	181	40	1032	13.6
1989-90	48	1526	218	480	.454	138	170	.812	47	153	200	264	151-2	116	22	598	12.5
1990-91	74	2586	444	1026	.433	316	390	.810	47	206	253	540	216-2	148	47	1197	16.2
8 Years	568	17301	2582	5670	.455	2008	2567	.782	536	1464	2000	3866	1910-35	1166	276	7357	13.0
TONY ROBERTSON				Height: 6' 4"			Weight: 170									W. Virginia '76	
1977-78	63	929	168	381	.441	37	53	.698	15	55	70	103	133-2	74	5	373	5.9
GLENN ROBINSON				Height: 6' 7"			Weight: 230									Purdue '94	
2002-03	69	2591	539	1248	.432	268	306	.876	86	371	457	205	183-0	91	26	1436	20.8
LARRY ROBINSON				Height: 6' 3"			Weight: 180									Centenary '90	
2000-01	33	631	67	184	.364	21	24	.875	23	64	87	36	46-0	28	2	199	6.0
RUMEAL ROBINSON				Height: 6' 2"			Weight: 200									Michigan '90	
1990-91	47	674	108	242	.446	47	80	.588	22	51	73	132	65-0	32	75	265	5.6
1991-92	121	2220	424	928	.456	175	215	.814	84	135	219	446	243-0	105	44	1055	10.0
2 Years	168	2894	531	1170	.454	222	295	.753	106	186	292	578	308-0	137	119	1320	10.3
LEN "Truck" ROBINSON				Height: 6' 7"			Weight: 225									Tennessee St. '74	
1976-77	36	1449	310	648	.478	186	241	.772	133	329	462	97	130-3	38	20	806	22.4
WAYNE "Tree" ROLLINS				Height: 7' 1"			Weight: 240									Clemson '77	
1977-78	80	1795	253	520	.487	104	148	.703	179	373	552	79	326-16	57	218	610	7.6
1978-79	81	1900	297	555	.535	89	141	.631	213	369	582	49	328-19	46	254	683	8.4
1979-80	82	2123	287	514	.558	157	282	.557	263	393	656	76	322-12	54	231	731	8.9
1980-81	40	1044	116	210	.552	46	57	.807	102	184	286	35	151-7	29	117	278	7.0
1981-82	79	2018	202	346	.584	79	129	.612	166	443	609	59	285-4	55	224	483	6.1
1982-83	80	2472	261	512	.510	96	132	.727	210	533	743	75	298-5	49	342	620	7.8
1983-84	77	2351	274	529	.518	118	190	.621	200	393	593	62	297-9	35	277	666	8.6
1984-85	70	1750	186	339	.549	67	93	.720	113	329	442	52	213-6	33	167	439	6.3
1985-86	74	1781	173	347	.499	69	90	.767	131	327	458	41	208-3	38	167	415	5.6
1986-87	78	1764	171	313	.546	63	87	.724	155	333	488	22	240-1	43	140	405	5.4
1987-88	76	1765	133	260	.512	70	80	.875	142	317	459	50	229-2	31	132	336	4.4
11 Years	814	20763	2353	4445	.529	960	1370	.701	1902	4092	5994	570	2924-88	452	2283	5666	6.9
SEAN ROOKS				Height: 6' 10"			Weight: 250									Arizona '92	
1995-96	16	215	32	58	.552	29	43	.674	21	30	51	9	35-0	4	14	93	5.8
DAN ROUNDFIELD				Height: 6' 8"			Weight: 205									Central Michigan '75	
1978-79	80	2539	462	916	.504	300	420	.714	326	539	865	131	358-16	87	176	1224	15.3
1979-80	81	2588	502	1007	.499	330	465	.710	293	544	837	184	317-6	101	139	1334	16.5
1980-81	63	2129	426	808	.527	256	355	.721	231	403	634	161	268-8	76	119	1108	17.6
1981-82	61	2215	424	910	.466	285	375	.760	227	494	721	162	210-3	64	93	1134	18.6
1982-83	77	2811	561	1193	.470	337	450	.749	259	621	880	225	239-1	60	115	1464	19.0
1983-84	73	2610	503	1038	.485	294	382	.770	251	570	821	184	230-1	61	79	1380	18.9
6 Years	435	14891	2828	5872	.490	1882	2551	.744	1542	3118	4658	1047	1603-36	449	716	7644	17.6
WALKER D. RUSSELL				Height: 6' 4"			Weight: 210									W. Michigan '82	
1984-85	21	377	34	63	.540	14	17	.824	8	32	40	66	37-1	17	4	83	4.0
JUAN "Pepe" SANCHEZ				Height: 6' 4"			Weight: 195									Temple '00	
2000-01	5	34	0	7	.000	0	0	—	1	0	1	5	3-0	2	0	0	0.0
JEFF SANDERS				Height: 6' 8"			Weight: 240									Georgia Southern '89	
1991-92	12	117	20	45	.444	7	9	.778	9	17	26	9	15-0	5	3	47	3.9
1992-93	9	120	10	25	.400	4	8	.500	13	17	29	6	16-0	8	1	24	2.7
2 Years	21	237	30	70	.429	11	17	.647	21	34	55	15	31-0	13	4	71	3.4
DALE SCHLUETER				Height: 6' 10"			Weight: 235									Colorado St. '67	
1973-74	57	547	63	135	.467	38	50	.760	54	101	155	45	84-0	25	22	164	2.9
DENNIS SCHRÖDER				Height: 6' 1"	Weight: 172											Germany	
2013-14	49	641	72	188	.383	29	43	.674	5	55	60	93	54-0	17	0	183	3.7
2014-15	77	1516	294	665	.442	148	179	.827	29	135	164	317	157-0	48	4	768	10.0
2015-16	80	1621	329	781	.421	144	182	.791	29	175	204	349	158-0	70	4	879	11.0
2016-17	79	2485	548	1214	.451	218	255	.855	42	206	248	499	149-0	74	16	1414	17.9
2017-18	67	2078	500	1146	.436	223	265	.849	44	164	208	417	147-1	72	6	1301	19.4
5 Years	352	8341	1733	3994	.434	762	924	.827	145	739	884	1675	615-1	282	30	4545	12.9
MIKE SCOTT				Height: 6' 8"	Weight: 237											Virginia '12	
2012-13	40	376	70	147	.476	43	56	.768	39	71	110	12	32-0	4	2	183	4.6
2013-14	80	1482	301	628	.479	103	132	.780	62	222	284	75	121-0	30	7	767	9.6
2014-15	69	1129	201	463	.444	61	77	.792	53	154	207	75	83-0	25	9	529	7.7
2015-16	79	1146	176	376	.468	90	132	.682	45	153	198	76	102-0	22	17	464	5.9
2016-17	18	195	17	59	.288	7	8	.875	10	27	37	17	12-0	4	3	45	2.5
5 Years	281	4322	765	1663	.460	264	336	.786	209	627	836	257	350-0	88	32	1988	7.1

ALL-TIME ROSTER: 1968 - 2020, CONT.

YEAR	GP	MINS	FGM	FGA	FG%	FTM	FTA	FT%	OR	DR	TR	AST	PF-D	STL	BS	PTS	PPG
THABO SEFOLOSHA				Height: 6' 7"			Weight: 220									Switzerland	
2014-15	52	976	104	249	.418	45	58	.776	53	170	223	75	67-0	53	21	278	5.3
2015-16	75	1758	188	371	.507	62	99	.626	52	282	334	107	109-0	85	37	480	6.4
2016-17	82	1996	174	395	.441	55	75	.733	54	218	270	107	97-0	96	31	444	5.4
3 Years	209	4330	466	1015	.459	162	232	.698	159	668	827	289	273-0	234	89	1202	5.8
CRAIG SHELTON				Height: 6' 7"			Weight: 205									Georgetown '80	
1980-81	55	586	100	219	.457	35	58	.604	59	79	138	27	128-1	18	5	235	4.3
1981-82	4	21	2	6	.333	1	2	.500	1	2	3	0	3-0	1	0	5	1.3
2 Years	59	607	102	225	.453	36	60	.600	60	81	141	27	131-1	19	5	240	4.1
JEFF SHEPPARD				Height: 6' 3"			Weight: 190									Kentucky '98	
1998-99	18	185	15	39	.385	8	13	.615	6	16	22	16	12-0	3	0	40	2.2
PAUL SHIRLEY				Height: 6' 10"			Weight: 230									Iowa State '01	
2002-03	2	5	0	4	.000	0	0	.000	0	1	1	0	0-0	0	0	0	0.0
JORDAN SIBERT				Height: 6' 4"			Weight: 187									Dayton '15	
2018-19	1	4	1	1	1.000	0	0	---	0	0	0	0	0-0	0	0	3	3.0
LARRY SIEGFRIED				Height: 6' 3"			Weight: 190									Ohio State '61	
1971-72	21	335	25	77	.325	20	23	.870	—	—	32	52	32-0	—	—	70	3.3
PAUL SILAS				Height: 6' 7"			Weight: 235									Creighton '64	
1968-69	79	1853	241	575	.419	204	333	.613	—	—	745	140	166-0	—	—	686	8.7
DICKEY SIMPKINS				Height: 6' 9"			Weight: 255									Providence '94	
2001-02	1	3	0	0	----	0	0	----	0	0	0	1	0-0	0	0	0	0.0
REGGIE SLATER				Height: 6' 7"			Weight: 255									Wyoming '92	
2001-02	4	37	5	13	.385	6	9	.667	5	2	7	1	2-0	1	1	16	4.0
DONALD SLOAN				Height: 6' 3"			Weight: 205									Texas A&M '10	
2011-12	5	20	3	8	.375	0	0	---	1	4	5	5	3-0	1	0	6	1.2
DONTA SMITH				Height: 6' 7"			Weight: 215									SE Illinois College '04	
2004-05	38	433	44	113	.389	33	48	.688	19	33	52	39	50-0	23	5	127	3.3
2005-06	23	127	15	27	.556	6	12	.500	3	11	14	9	27-0	8	0	38	1.7
2 years	61	560	59	140	.421	39	60	.650	22	44	66	48	70-0	31	5	165	2.7
JOE SMITH				Height: 6' 10"			Weight: 230									Maryland '95	
2009-10	64	592	77	193	.399	39	48	.813	66	91	157	21	95-0	6	19	194	3.0
JOSH SMITH				Height: 6' 9"			Weight: 225									Oak Hill Academy HS (VA) '04	
2004-05	74	2050	274	602	.455	163	237	.688	147	310	457	127	157-1	59	144	715	9.7
2005-06	80	2529	329	774	.425	210	292	.719	176	355	531	191	260-5	64	208	902	11.3
2006-07	72	2527	436	982	.444	286	367	.779	163	358	521	236	237-4	101	207	1178	16.4
2007-08	81	2873	518	1133	.457	333	469	.710	161	506	667	272	269-6	81	227	1394	17.2
2008-09	69	2421	418	849	.492	211	398	.588	134	364	498	169	184-1	94	111	1073	15.6
2009-10	81	2771	504	1060	.475	261	361	.723	232	490	722	252	240-5	130	107	1269	15.7
2010-11	77	2645	497	1041	.477	229	316	.725	134	523	657	255	217-1	99	120	1274	16.5
2011-12	66	2329	504	1101	.458	203	322	.630	136	496	632	257	172-3	93	115	1239	18.8
2012-13	57	2083	490	1182	.415	196	321	.611	133	506	639	321	175-1	94	136	1227	21.5
9 Years	676	23078	4030	8674	.465	2044	3125	.654	1409	3998	5407	2170	1915-23	857	1440	10371	15.3
KENNY SMITH				Height: 6' 3"			Weight: 170									North Carolina '87	
1989-90	33	674	98	204	.480	55	65	.846	7	30	37	142	45-0	22	1	255	7.7
LEON SMITH				Height: 6' 10"			Weight: 235									Martin Luther King (IL) HS '99	
2001-02	14	100	10	26	.385	11	17	.647	10	21	31	3	12-0	5	1	31	2.2
RANDY SMITH				Height: 6' 3"			Weight: 180									Buffalo St. '71	
1982-83	15	142	29	66	.439	13	14	.929	2	6	8	14	15-0	2	0	71	4.7
STEVE SMITH				Height: 6' 8"			Weight: 221									Michigan St. '91	
1994-95	80	2665	428	1005	.426	312	371	.841	104	172	276	274	225-2	62	33	1305	16.3
1995-96	80	2856	494	1143	.432	318	385	.826	124	202	326	324	207-1	68	17	1446	18.1
1996-97	72	2818	491	1145	.429	333	393	.847	90	148	238	305	173-2	62	19	1445	20.1
1997-98	73	2857	469	1101	.444	389	455	.855	133	176	309	292	219-4	75	29	1464	20.1
1998-99	36	1314	217	540	.402	191	225	.849	50	101	151	118	100-2	36	11	672	18.7
5 Years	339	12648	2108	4905	.430	1526	1807	.844	497	797	1294	1206	915-11	301	112	6291	18.6
TONY SMITH				Height: 6' 4"			Weight: 205									Marquette '99	
2000-01	6	78	8	23	.348	1	2	.500	2	1	3	10	12-0	7	0	17	2.8
MIKE SOJOURNER				Height: 6' 9"			Weight: 225									Utah '74	
1974-75	73	2129	378	775	.488	95	146	.651	196	446	642	93	217-10	35	57	851	11.7
1975-76	67	1602	248	524	.473	80	119	.672	126	323	449	58	174-2	38	40	576	8.6
1976-77	51	551	95	203	.468	41	57	.719	49	97	146	21	66-0	15	9	231	4.5
3 Years	191	4282	721	1502	.480	216	322	.671	371	866	1237	172	457-12	88	106	1658	8.7
RORY SPARROW				Height: 6' 2"			Weight: 190									Villanova '80	
1981-82	82	2610	366	730	.501	124	148	.838	53	171	224	424	240-2	87	13	857	10.5
1982-83	49	1548	264	512	.516	84	113	.743	39	102	141	238	162-1	70	1	615	12.6
2 Years	131	4158	630	1242	.507	208	261	.797	92	273	365	662	402-3	157	14	1472	11.2
OMARI SPELLMAN				Height: 6' 6"			Weight: 245									Villanova '18	
2018-19	46	805	98	244	.402	32	45	.711	72	122	194	47	67-0	26	25	272	5.9
ANDRE SPENCER				Height: 6' 6"			Weight: 210									Northern Arizona '86	
1992-93	3	15	0	3	.000	0	0	.000	0	1	1	0	3-0	2	0	0	0.0
TIAGO SPLITTER				Height: 6' 11"			Weight: 245									Brazil '10	
2015-16	36	579	81	155	.523	39	48	.813	45	75	120	30	71-0	20	12	201	5.6
JERRY STACKHOUSE				Height: 6' 6"			Weight: 218									North Carolina '95	
2011-12	30	273	37	100	.370	21	23	.913	6	17	23	14	12-0	10	3	108	3.6
DESHAWN STEVENSON				Height: 6' 5"			Weight: 218									Washington Union HS '00	
2012-13	56	1158	98	262	.374	12	23	.522	18	104	122	52	69-1	29	6	284	5.1
MICHAEL STEWART				Height: 6' 10"			Weight: 230									California '97	
2004-05	12	145	11	21	.524	3	7	.429	21	19	40	5	32-1	6	5	25	2.1
ALEX STIVRINS				Height: 6' 8"			Weight: 215									Colorado '85	
1992-93	5	15	4	9	.444	0	0	.000	2	3	5	0	3-0	0	1	8	1.6
SALIM STOUDAMIRE				Height: 6' 1"			Weight: 175									Arizona '05	
2005-06	61	1236	204	492	.415	99	110	.900	12	104	116	75	118-1	27	3	589	9.7
2006-07	61	1034	177	425	.416	61	68	.897	6	66	72	61	88-0	21	5	471	7.7
2007-08	35	402	65	180	.361	41	50	.820	4	22	26	28	34-0	7	2	200	5.7
3 Years	157	2672	446	1097	.407	201	228	.882	22	192	214	164	240-1	55	10	1260	8.0
MARK STRICKLAND				Height: 6' 10"			Weight: 215									Temple '92	
2001-02	46	654	91	204	.446	25	44	.568	41	90	131	20	48-0	19	17	208	4.5
BOB SURA				Height: 6' 5"			Weight: 200									Florida State '95	
2003-04	27	956	131	312	.420	123	157	.783	70	153	223	144	72-0	25	5	397	14.7
PAPE SY				Height: 6' 7"			Weight: 225									Gravelines (France)	
2010-11	3	21	2	6	.333	3	3	1.000	2	1	3	2	1-0	1	0	7	2.3
WALTER "EDY" TAVARES				Height: 7' 3"			Weight: 260									Cape Verde	
2015-16	11	73	11	19	.579	3	8	.375	7	14	21	3	8-0	1	6	25	2.3
2016-17	1	4	1	1	1.000	0	2	.000	0	1	1	0	0-0	0	0	2	2.0
2 Years	12	77	12	20	.600	3	10	.300	7	15	22	3	8-0	1	6	27	2.3
ISAIAH TAYLOR				Height: 6' 3"			Weight: 170									Texas '16	
2017-18	67	1167	163	390	.418	99	141	.702	22	72	94	206	116-1	34	10	445	6.6
JEFF TEAGUE				Height: 6' 2"			Weight: 186									Wake Forest '09	
2009-10	71	719	90	227	.396	41	49	.837	5	62	67	122	82-0	34	11	228	3.2
2010-11	70	963	133	304	.438	77	97	.794	11	91	102	138	82-0	45	25	361	5.2
2011-12

ALL-TIME ROSTER: 1968 - 2020, CONT.

YEAR	GP	MINS	FGM	FGA	FG%	FTM	FTA	FT%	OR	DR	TR	AST	PF-D	STL	BS	PTS	PPG
CLAUDE TERRY				Height: 6' 5"			Weight: 195									Stanford '72	
1976-77	12	241	47	87	.540	18	21	.857	8	10	18	25	21-0	9	1	112	9.3
1977-78	27	166	25	68	.368	9	11	.818	3	12	15	7	14-0	6	0	59	2.2
2 Years	39	407	72	155	.465	27	32	.844	11	22	33	32	35-0	15	1	171	4.4
JASON TERRY				Height: 6' 2"			Weight: 180									Arizona '99	
1998-99	81	1898	249	600	.415	113	140	.807	24	142	166	346	133-0	90	10	657	8.1
2000-01	82	3089	536	1367	.392	303	359	.849	42	227	269	403	204-2	104	13	1619	19.7
2001-02	78	2697	524	1219	.430	284	340	.835	40	230	270	444	156-0	144	13	1504	19.3
2002-03	81	3061	488	1141	.428	259	292	.887	37	242	279	600	175-2	126	14	1395	17.2
2003-04	81	3018	499	1196	.417	291	327	.890	49	287	336	437	192-2	124	16	1359	16.8
5 Years	403	14043	2356	5523	.427	1174	1390	.845	192	1128	1320	2230	860-6	588	65	6534	16.2
REGGIE THEUS				Height: 6' 7"			Weight: 213									UNLV '78	
1988-89	82	2517	497	1067	.466	285	335	.851	86	156	242	387	236-0	108	16	1296	15.8
ETAN THOMAS				Height: 6' 10"			Weight: 260									Syracuse '01	
2010-11	13	82	10	21	.476	12	15	.800	6	17	23	2	11-0	1	4	32	2.5
JAMES THOMAS				Height: 6' 8"			Weight: 235									Texas '04	
2004-05	2	5	1	2	.500	0	0	—	2	0	2	0	1-0	0	0	2	1.0
JOHN THOMAS				Height: 6' 9"			Weight: 265									Minnesota '97	
2005-06	11	66	3	7	.429	3	4	.750	3	7	10	1	10-0	2	0	9	0.8
DIJON THOMPSON				Height: 6' 7"			Weight: 195									UCLA '05	
2006-07	6	50	6	15	.400	5	6	.833	3	5	8	2	2-0	0	0	17	2.8
RAY TOLBERT				Height: 6' 9"			Weight: 240									Indiana '81	
1988-89	50	341	40	94	.426	23	37	.622	31	57	88	16	55-0	13	13	103	2.1
ANTHONY TOLLIVER				Height: 6' 8"			Weight: 240									Creighton '07	
2012-13	62	963	82	216	.380	44	51	.863	31	124	155	32	66-0	15	12	253	4.1
SEDRIC TONEY				Height: 6' 2"			Weight: 180									Dayton '85	
1985-86	3	24	2	7	.286	1	1	1.000	0	2	2	0	6-0	1	0	5	1.7
1989-90	32	266	30	72	.417	21	25	.840	3	11	14	32	35-0	10	0	88	2.8
2 Years	35	310	32	79	.405	22	26	.846	3	13	16	32	41-0	11	0	93	2.7
GENE "Bumper" TORMOHLEN				Height: 6' 9"			Weight: 245									Tennessee '59	
1969-70	2	11	2	4	.500	0	0	.000	—	—	4	1	3-0	—	—	4	2.0
GEORGE TRAPP				Height: 6' 8"			Weight: 215									Long Beach St. '71	
1971-72	60	890	144	388	.371	105	139	.755	—	—	183	51	144-2	—	—	393	6.6
1972-73	77	1853	359	824	.436	150	194	.773	—	—	455	127	274-11	—	—	868	11.3
2 Years	137	2743	503	1212	.415	255	333	.766	—	—	638	178	418-13	—	—	1261	9.2
JOHN TSCHOGL				Height: 6' 6"			Weight: 206									UCSB '72	
1972-73	10	94	14	40	.350	2	4	.500	—	—	21	6	25-0	—	—	30	3.0
1973-74	64	499	59	168	.351	17	27	.630	33	43	76	33	69-2	17	20	135	2.1
2 Years	74	593	73	208	.354	12	21	.571	33	43	97	39	94-0	17	20	158	2.1
EVAN TURNER				Height: 6' 6"			Weight: 220									Ohio State '10	
2019-20	19	251	25	67	.373	12	14	.857	8	30	38	38	20-0	9	8	62	3.3
JEREMY TYLER				Height: 6' 10"			Weight: 260									Tokyo Apache '11	
2012-13	1	5	0	0	—	0	0	—	0	3	3	0	0-0	0	0	0	0.0
TOM VAN ARSDALE				Height: 6' 5"			Weight: 200									Indiana '65	
1974-75	73	2570	544	1269	.429	294	383	.768	70	179	249	207	231-5	78	3	1382	18.9
1975-76	75	2026	346	785	.441	126	166	.759	35	151	186	146	202-5	57	7	818	10.9
2 Years	148	4596	890	2054	.433	420	549	.765	105	330	435	353	433-10	135	10	2200	14.9
JOHN VALLELY				Height: 6' 3"			Weight: 185									UCLA '70	
1970-71	51	430	73	204	.358	45	50	.900	—	—	34	47	50-0	—	—	191	3.7
1971-72	9	110	20	43	.465	13	20	.650	—	—	11	9	13-0	—	—	53	5.9
2 Years	60	540	93	247	.377	58	79	.734	—	—	45	56	63-0	—	—	244	4.1
JACQUE VAUGHN				Height: 6' 1"			Weight: 190									Kansas '97	
2001-02	82	1856	206	438	.470	104	126	.825	18	150	168	349	183-0	65	2	540	6.6
2003-04	71	1271	107	277	.386	53	68	.779	16	90	106	95	126-0	44	2	270	3.8
2 Years	153	3127	313	715	.438	157	194	.809	30	254	284	544	309-0	109	4	810	5.3
FRED VINSON				Height: 6' 4"			Weight: 190									Georgia Tech '94	
1994-95	5	27	1	7	.143	1	1	1.000	0	0	0	1	4-0	0	0	4	0.8
ALEXANDER VOLKOV				Height: 6' 10"			Weight: 218									Kiev Institute '89	
1989-90	72	937	137	284	.482	70	120	.583	52	67	119	83	166-3	36	22	357	5.0
1991-92	77	1516	251	569	.441	125	198	.631	103	162	265	250	178-2	66	30	662	8.6
2 Years	149	2453	388	853	.455	195	318	.613	155	229	384	333	344-5	102	52	1019	6.8
RASHEED WALLACE				Height: 6' 11"			Weight: 230									North Carolina '97	
2003-04	1	42	8	24	.333	3	3	1.000	1	5	6	2	0-0	1	5	20	20.0
ANTOINE WALKER				Height: 6' 9"			Weight: 245									Kentucky '96	
2004-05	53	2128	420	1013	.415	157	294	.534	126	371	497	194	147-0	64	32	1082	20.4
TYRONE WALLACE				Height: 6' 5"			Weight: 198									California '16	
2019-20	14	160	14	44	.318	11	17	.647	3	19	22	13	19-0	7	1	40	2.9
DWIGHT WALLER				Height: 6' 7"			Weight: 230									Tennessee St. '68	
1968-69	11	29	2	9	.222	3	7	.429	—	—	10	1	8-0	—	—	7	0.6
CHRIS WASHBURN				Height: 6' 11"			Weight: 255									North Carolina State '86	
1987-88	29	174	22	49	.449	13	23	.565	19	36	55	3	19-0	4	8	57	2.0
JIM WASHINGTON				Height: 6' 7"			Weight: 215									Villanova '65	
1971-72	67	2416	325	729	.446	201	256	.785	—	—	601	121	217-0	—	—	851	12.7
1972-73	73	2633	408	713	.572	163	228	.714	—	—	691	174	305-2	—	—	979	13.4
1973-74	73	2519	297	612	.485	134	196	.684	207	528	735	156	249-5	49	74	728	10.0
1974-75	38	905	114	259	.440	41	55	.745	52	141	193	68	86-2	23	13	269	7.1
4 Years	253	8673	1044	2313	.451	539	731	.737	259	669	2330	519	804-12	72	87	2627	10.4
PAUL WATSON				Height: 6' 7"			Weight: 215									Fresno State '17	
2019-20	2	17	0	7	.000	0	0	---	0	2	2	3	1-0	1	0	0	0.0
ANTHONY "Spud" WEBB				Height: 5' 7"			Weight: 133									North Carolina State '85	
1985-86	79	1229	199	412	.483	216	275	.785	27	96	123	337	164-1	82	5	616	7.8
1986-87	33	532	71	162	.438	80	105	.762	6	54	60	167	65-1	34	2	223	6.8
1987-88	82	1347	191	402	.475	107	131	.817	16	130	146	337	125-0	63	11	490	6.0
1988-89	81	1219	133	290	.459	52	62	.839	21	102	123	284	104-0	70	6	319	3.9
1989-90	82	2184	294	616	.477	162	186	.871	38	163	201	477	185-0	105	12	751	9.2
1990-91	75	2197	359	803	.447	231	266	.868	41	133	174	417	180-0	118	6	1003	13.4
1995-96	51	817	104	222	.468	74	86	.860	19	41	60	140	68-0	27	2	300	5.9
7 Years	483	9525	1351	2907	.465	922	1110	.831	168	719	887	2159	891-2	499	44	3702	7.7
MARIO WEST				Height: 6' 5"			Weight: 210									Georgia Tech '07	
2007-08	64	269	21	49	.429	17	26	.654	26	22	48	13	61-1	12	4	59	0.9
2008-09	53	268	14	34	.412	14	30	.467	24	32	56	19	35-0	18	4	43	0.8
2009-10	39	142	12	21	.571	6	10	.600	8	19	27	9	25-0	8	0	30	0.8
3 Years	156	680	47	104	.452	37	66	.561	58	73	131	41	121-1	38	8	132	0.8
MARK WEST				Height: 6' 10"			Weight: 250									Old Dominion '83	
1998-99	49	499	22	59	.373	16	45	.356	49	76	125	13	80-0	4	22	60	1.2
JOHN WETZEL				Height: 6' 5"			Weight: 192									Virginia Tech '67	
1972-73	28	504	42	94	.447	14	17	.824	—	—	58	39	41-1	—	—	98	3.5
1973-74	70	1232	107	252	.425	41	57	.719	39	131	170	138	147-1	73	19	255	3.6
1974-75	63	785	87	204	.426	68	92	.739	34	80	114	77	108-1	51	8	242	3.8
3 Years	161	2521	236	550	.429	123	151	.815	73	211	342	254	296-3	124	27	595	3.7
ENNIS WHATLEY				Height: 6' 3"			Weight: 180									Alabama '83	
1987-88	5	24	4	9	.444	3	4	.750	0	4	4	2	3-0	2	0	11	2.2
1993-94	82	1004	120	236	.508	52	66	.788	22	77	99	181	93-0	59	2	292	3.6
1994-95	27	292	24	53	.453	20	32	.625	9	21	30	54	37-0	19	0	70	2.6
3 Years	114	1320	148	298	.497	75	102	.735	31	102	133	237	133-0	80	2	373	3.3
ANDREW WHITE III				Height: 6' 7"			Weight: 210									Syracuse '17	
2017-18	15	209	25	73	.342	1	4	.250	4	30	34	6	12-0	3	1	69	4.6
HERB WHITE				Height: 6' 2"			Weight: 195									Georgia '70	
1970-71	38	315	34	84	.405	22	39	.564	—	—	48	47	62-2	—	—	90	2.4

ALL-TIME ROSTER: 1968 - 2020, CONT.

YEAR	GP	MINS	FGM	FGA	FG%	FTM	FTA	FT%	OR	DR	TR	AST	PF-D	STL	BS	PTS	PPG
DONALD WHITESIDE				Height: 5' 10"			Weight: 170									N. Illinois '91	
1997-98	3	16	1	2	.500	0	2	.000	0	1	1	1	0-0	0	0	2	0.7
MORLON WILEY				Height: 6' 4"			Weight: 192									Long Beach State '88	
1991-92	41	767	71	160	.444	21	30	.700	22	51	73	166	73-0	43	3	177	4.3
1992-93	25	354	26	81	.321	5	8	.625	9	26	35	81	49-0	26	2	72	2.9
1994-95	5	17	3	6	.500	0	0	.000	0	4	4	6	9-0	3	1	7	1.4
3 Years	71	1138	100	247	.405	26	38	.684	31	81	112	253	122-0	70	6	256	3.6
DAMIEN WILKINS				Height: 6' 6"			Weight: 225									Georgia '04	
2010-11	52	676	69	137	.504	40	56	.714	23	67	90	41	72-0	27	9	180	3.5
DOMINIQUE WILKINS				Height: 6' 8"			Weight: 215									Georgia '82	
1982-83	82	2697	601	1220	.493	230	337	.682	226	252	478	129	210-1	84	63	1434	17.5
1983-84	81	2961	684	1429	.479	382	496	.770	254	328	582	126	197-1	117	87	1750	21.6
1984-85	81	3023	853	1891	.451	486	603	.806	226	331	557	200	170-0	135	54	2217	27.3
1985-86	78	3049	888	1897	.468	577	705	.818	261	357	618	206	170-0	138	49	2366	30.3
1986-87	79	2969	828	1787	.463	607	742	.818	210	284	494	261	149-0	117	51	2294	29.0
1987-88	78	2948	909	1957	.464	541	655	.862	211	291	502	224	162-0	103	47	2397	30.7
1988-89	80	2907	814	1756	.464	524	644	.814	256	297	553	211	138-0	117	52	2099	26.2
1989-90	80	2888	810	1672	.484	455	569	.807	217	304	521	200	141-0	126	47	2138	26.7
1990-91	81	3078	770	1640	.470	476	574	.829	261	471	732	265	156-0	123	65	2101	25.9
1991-92	42	1501	424	914	.464	294	352	.835	103	192	295	138	77-0	52	24	1179	28.1
1992-93	71	2467	741	1584	.468	519	627	.828	187	295	482	227	116-0	70	27	2121	29.9
1993-94	49	1697	430	996	.432	275	352	.781	119	186	305	114	97-0	63	22	1196	24.4
12 Years	882	32545	8752	18743	.467	5288	6506	.813	2531	3588	6119	2321	1773-2	1245	588	23292	26.4
MIKE WILKS				Height: 5' 10"			Weight: 185									Rice '01	
2002-03	15	364	29	81	.358	21	29	.724	9	32	41	42	38-0	16	1	85	5.7
BRANDON WILLIAMS				Height: 6' 6"			Weight: 215									Davidson '96	
2002-03	6	19	1	7	.143	0	0	.000	2	0	2	0	4-0	2	0	2	0.3
FREEMAN WILLIAMS				Height: 6' 4"			Weight: 195									Portland St. '78	
1981-82	23	189	42	110	.382	22	26	.846	2	10	12	19	18-0	6	0	110	4.8
GUS WILLIAMS				Height: 6' 3"			Weight: 180									Southern California '75	
1986-87	33	481	53	146	.363	27	40	.675	8	32	40	139	53-0	17	5	138	4.2
LOU WILLIAMS				Height: 6' 1"			Weight: 175									S. Gwinnett HS (GA) '05	
2012-13	39	1119	187	443	.422	105	121	.868	8	72	80	139	55-0	44	10	551	14.1
2013-14	60	1445	197	493	.400	152	179	.849	10	114	124	210	152-3	45	4	1176	19.6
2 Years	99	2564	384	936	.410	257	300	.857	18	186	204	349	120-0	89	14	1176	11.9
MARVIN WILLIAMS				Height: 6' 9"			Weight: 245									North Carolina '05	
2005-06	79	1952	235	531	.443	189	253	.747	122	261	383	63	227-1	48	24	672	8.5
2006-07	64	2179	306	706	.433	216	265	.815	84	253	337	121	191-2	52	30	839	13.1
2007-08	80	2765	424	911	.465	336	422	.796	113	314	427	137	225-3	81	43	1186	14.8
2008-09	61	2093	285	622	.458	220	273	.806	110	272	382	81	127-0	57	39	845	13.9
2009-10	81	2468	302	664	.455	176	215	.819	106	310	416	93	160-0	66	46	820	10.1
2010-11	82	2545	346	737	.469	147	179	.821	88	313	401	88	161-0	34	16	876	10.7
1011-12	57	1500	203	470	.432	115	146	.788	76	218	294	71	84-0	47	18	579	10.2
7 Years	487	14823	2001	4448	.450	1399	1735	.806	685	1897	2582	654	1118-6	385	213	5616	11.5
MIKE WILLIAMS				Height: 6' 8"			Weight: 255									Cincinnati '83	
1989-90	5	14	0	4	.000	0	0	.000	0	1	1	0	2-0	0	0	0	0
MILT WILLIAMS				Height: 6' 2"			Weight: 185									Lincoln '66	
1971-72	10	127	23	53	.434	21	29	.724	—	—	4	20	18-0	—	—	67	6.7
RAY WILLIAMS				Height: 6' 3"			Weight: 195									Minnesota '77	
1985-86	19	367	57	143	.399	41	48	.854	19	26	45	67	48-1	28	1	159	8.4
SHAMMOND WILLIAMS				Height: 6' 2"			Weight: 189									North Carolina '98	
1998-99	2	4	0	0	.000	3	4	.750	0	0	0	1	0-0	0	0	3	1.5
SHELDEN WILLIAMS				Height: 6' 9"			Weight: 250									Duke '06	
2006-07	81	1514	166	365	.455	110	144	.764	131	304	435	44	199-1	52	39	444	5.5
2007-08	36	414	37	100	.370	35	51	.686	34	73	107	11	60-0	13	11	109	3.0
2 Years	117	1928	203	465	.437	145	195	.744	165	377	542	55	259-1	65	50	553	4.7
SLY WILLIAMS				Height: 6' 7"			Weight: 215									Rhode Island '80	
1983-84	13	258	34	114	.298	36	52	.692	19	31	50	16	33-0	14	1	105	8.1
1984-85	34	867	167	380	.439	79	123	.642	45	123	168	94	93-1	28	8	417	12.3
2 Years	47	1125	201	494	.407	115	169	.680	64	154	218	110	116-1	42	9	522	11.1
KEVIN WILLIS				Height: 7' 0"			Weight: 235									Michigan St. '84	
1984-85	82	1785	322	690	.467	119	191	.857	177	345	522	36	226-4	31	49	765	9.3
1985-86	82	2300	419	811	.517	172	263	.654	243	461	704	45	294-6	66	44	1010	12.3
1986-87	81	2626	538	1003	.536	227	320	.709	321	528	849	62	313-4	65	61	1304	16.1
1987-88	75	2091	356	687	.518	159	245	.649	214	312	547	28	240-2	68	41	871	11.6
1988-89							MISSED ENTIRE SEASON WITH INJURY										
1989-90	81	2273	418	805	.519	168	246	.683	253	392	645	57	259-4	63	47	1006	12.4
1990-91	80	2737	444	881	.504	159	238	.668	259	445	704	79	258-2	50	40	1051	13.1
1991-92	81	2962	591	1224	.483	292	363	.804	418	840	1258	173	223-0	72	54	1480	18.3
1992-93	80	2878	616	1218	.506	300	453	.663	335	693	1028	165	264-1	68	41	1435	17.9
1993-94	80	2867	627	1257	.499	265	376	.705	335	628	963	150	250-3	79	38	1531	19.1
1994-95	2	69	16	41	.390	10	15	.667	3	4	7	3	7-0	1	3	42	21.0
2004-05	29	344	35	90	.389	17	23	.739	29	47	76	9	53-0	8	7	87	3.0
12 Years	753	22588	4382	8707	.503	1787	2570	.695	2615	4717	7332	827	2364-25	581	425	10582	14.1
BILL "Poodles" WILLOUGHBY				Height: 6' 8"			Weight: 210									Dwight Morrow H.S. (NJ) '75	
1975-76	62	870	113	284	.398	66	100	.660	103	185	288	31	87-0	37	29	292	4.7
1976-77	39	549	75	169	.444	43	63	.683	65	105	170	13	64-1	19	23	193	4.9
2 Years	101	1419	188	453	.415	109	163	.669	168	290	458	44	151-1	56	52	485	4.8
MIKE WILSON				Height: 6' 4"			Weight: 180									Marquette '82	
1986-87	2	2	0	2	.000	0	0	.000	0	0	0	1	1-0	0	0	0	0.0
RICK WILSON				Height: 6' 5"			Weight: 200									Louisville '78	
1973-74	61	589	81	197	.411	24	44	.545	20	56	76	72	66-1	30	8	186	3.0
1976-80	5	59	2	14	.143	4	4	1.000	2	1	3	11	3-0	4	1	8	1.6
2 Years	66	648	83	211	.393	28	50	.560	22	57	79	83	69-1	34	9	194	2.9
TREVOR WILSON				Height: 6' 8"			Weight: 211									UCLA '90	
1990-91	25	162	21	70	.300	13	26	.500	16	24	40	11	13-0	5	1	55	2.2
RANDY WITTMAN				Height: 6' 6"			Weight: 210									Indiana '83	
YEAR	GP	MINS	FGM	FGA	FG%	FTM	FTA	FT%	OR	DR	TR	AST	PF-D	STL	BS	PTS	PPG
1983-84	78	1071	160	318	.503	26	46	.565	71	82-0	17	0	150	45	5	346	4.4
1984-85	41	1168	187	353	.531	30	41	.732	16	57	73	125	58-0	28	7	406	9.9
1985-86	81	2780	467	881	.530	104	135	.770	51	119	170	306	118-0	81	14	1043	12.9
1986-87	79	2499	398	793	.502	100	127	.787	85	114	199	302	175-0	39	16	900	11.4
1987-88	82	2412	376	787	.478	71	99	.798	39	1331	170	302	177-0	50	18	823	10.0
5 Years	353	9460	1588	3131	.507	333	438	.760	150	458	608	1015	482-0	215	55	3522	10.0
AL WOOD				Height: 6' 6"			Weight: 195									North Carolina '81	
1980-81	19	238	36	105	.343	20	28	.714	22	22	44	11	34-0	9	1	92	4.8
LEON WOOD				Height: 6' 3"			Weight: 200									Cal St.-Fullerton '84	
1987-88	14	79	16	30	.533	7	8	.875	1	5	6	19	6-0	4	0	48	3.4
HAYWOODE WORKMAN				Height: 6' 2"			Weight: 190									Oral Roberts '89	
1989-90	6	16	2	3	.667	2	2	1.000	0	3	3	2	3-0	3	0	6	1.0
HOWARD WRIGHT				Height: 6' 8"			Weight: 245									Stanford '89	
1990-91	4	20	2	3	.667	1	1	1.000	1	5	6	0	3-0	0	0	5	1.3
LORENZEN WRIGHT				Height: 6' 11"			Weight: 255									Memphis '96	
1999-00	75	1205	180	361	.499	87	135	.644	117	188	305	21	203-3	29	40	448	6.0
2000-01	71	1988	363	811	.448	155

ALL-TIME UNIFORM NUMBERS

No.	Player
0	Greg "Cadillac" Anderson
	Antonius Cleveland
	Brandon Goodwin
	Dickey Simpkins
	Jeff Teague
00	Tony Delk
	Amal McCaskill
	Jeff Teague
1	Justin Anderson
	Josh Childress
	Lloyd Daniels
	Maurice Evans
	Stephen Jackson
	DerMarr Johnson
	Wes Matthews
	Travis Mays
	Tracy McGrady
	Evan Turner
	Jeremy Tyler
	Ennis Whatley
	Gus Williams
	Leon Wood
2	Stacey Augmon
	Ira Bowman
	Sean Colson
	Tyler Dorsey
	Treveon Graham
	Joe Johnson
	Moses Malone
	Anthony "Pig" Miller
	Nazr Mohammed
	Jaylen Morris
	James Nunnally
	Walker D. Russell
	Rory Sparrow
	Paul Watson Jr.
3	Shareef Abdur-Rahim
	Cal Bowdler
	Marco Belinelli
	Austin Daye
	Craig Ehlo
	Thomas Gardner
	Herm Gilliam
	Al Harrington
	Kevin Huerter
	Eddie Johnson
	Slava Medvedenko
	Ken Norman
	Eldridge Recasner
	Bob Sura
	Damien Wilkins
	Lou Williams
	Shammond Williams
4	Charlie Brown Jr.
	Quinn Cook
	Chris Crawford
	Deyonta Davis
	Matt Freije
	Acie Law IV
	Paul Millsap
	Ken Norman
	Tony Robertson
	Anthony Tolliver
	Anthony "Spud" Webb
	Andrew White III
5	John Bagley
	Sergei Bazarevich
	DeMarre Carroll
	Josh Davis
	Malcolm Delaney
	Jerry Eaves
	Dion Glover
	Daniel Hamilton
	B.J. Johnson
	Danny Manning
	Ken Norman
	Jabari Parker
	Billy Paultz
	Eldridge Recasner
	Josh Smith
	Randy Smith
	Tom Van Arsdale
	Freeman Williams
6	Pero Antic
	Cal Bowdler
	Cedric Bozeman
	Jeremy Evans
	Travis Hansen
	Kirk Hinrich
	Jermaine Jackson
	Omari Spellman
	James Thomas
	Sedric Toney
	Mario West
7	Jared Cunningham
	Dennis Duval
	Tom Gugliotta
	Justin Holiday
	Ersan Ilyasova
	Tim Kempton
	Toni Kukoc
	Jeremy Lin
	Randy Livingston
	Roshown McLeod
	Dean Meminger
	Jannero Pargo
	Wesley Person
	Dijon Thompson
	Al Wood
8	Luke Babbitt
	Walt Bellamy
	Darvin Ham
	Dwight Howard
	Isaac Humphries
	Anthony Johnson
	Damion Lee
	Shelvin Mack
	Andy Panko
	Jordan Sibert
	Steve Smith
	Alexander Volkov
	Antoine Walker
	Tyrone Wallace
9	Bob Pettit*
10	Don Adams
	Jaylen Adams
	Drew Barry
	John Battle
	Mike Bibby
	Mookie Blaylock
	Maurice Cheeks
	Steve Hawes
	Anthony Johnson
	Tim Hardaway Jr.
	Tyronn Lue
	Pace Mannion
	Don Ohl
	Johan Petro
	Joel Przybilla
	Randy Wittman
11	Drew Barry
	Esteban Batista
	Jamal Crawford
	Keith Edmonson
	Shaler Halimon
	Keith Herron
	Sidney Lowe
	Josh Magette
	Matt Maloney
	Leo Rautins
	Craig Shelton
	Tiago Splitter
	Jacque Vaughn
	Fred Vinson
	Morlon Wiley
	Milt Williams
	Ray Williams
	Trae Young
12	Kenny Anderson
	John Battle
	Speedy Claxton
	Bimbo Coles
	Dan Dickau
	Steve Henson
	Kirk Hinrich
	De'Andre Hunter
	John Jenkins
	Grady O'Malley
	Matt Maloney
	Rodney Monroe
	Josh Powell
	Taurean Prince
	Zeljko Rebraca
	Bob Riley
	Donald Sloan
	Claude Terry
	John Thomas
	Jim Washington
13	Jose Calderon
	Ron Davis
	Boris Diaw
	Dwight Jones
	Hanno Möttölä
	Lamar Patterson
	Glenn Robinson
14	Gustavo Ayon
	Alfred "Butch" Beard
	Charlie Criss
	Dewayne Dedmon
	Predrag "Peja" Drobnjak
	Tom Henderson
	Jim Les
	Gary Neal
	Ira Newble
	Haywoode Workman
15	Vince Carter
	Emanuel Davis
	Hiram Fuller
	Ricky Grace
	Richie Guerin
	Al Horford
	Priest Lauderdale
	Alfred "Butch" Lee
	Sidney Moncrief
	Jeff Sheppard
	Donta Smith
	Mike Wilson
16	Nicolas Brussino
	Tom Burleson
	Johnny Davis
	Anthony Grundy
17	Jon Barry
	Tom Hovasse
	Dennis Schröder
	Brandon Williams
18	Miles Plumlee
19	Richie Guerin
	Pape Sy
20	Jon Barry
	Steve Bracey
	John Collins
	LaPhonso Ellis
	Stewart Granger
	Wilbur Holland
	George Lehmann
	Cartier Martin
	Howard Nathan
	Larry Robinson
	Larry Siegfried
	Salim Stoudamire
	Donald Whiteside
21	Derrick Alston
	Clyde Bradshaw
	Jack "Goose" Givens
	Skip Harlicka
	Dominique Wilkins*
22	Greg "Cadillac" Anderson
	Dudley Bradley
	John Drew
	Ed Gray
	Jim Jackson
	Reggie Jordan
	Brevin Knight
	Roy Marble
	Don May
	Anthony Morrow
	Flip Murray
	Alex Poythress
	Cam Reddish
	Rumeal Robinson
	Edy Tavares
	Isaiah Taylor
	John Tschogl
23	Lou Hudson*
24	Kent Bazemore
	Donnie Boyce
	Jim Creighton
	Jim Davis
	Bruno Fernando
	Cedric Henderson
	Armond Hill
	Tom Inglesby
	Anthony Johnson
	Juan "Pepe" Sanchez
	Andre Spencer
	Reggie Theus
	Marvin Williams
25	Corey Benjamin
	Erick Dampier
	Terry Furlow
	Paul "Snoop" Graham
	Alex Len
	Grant Long
	Eddie Mast
	Joe Meriweather
	Glenn "Doc" Rivers
	Thabo Sefolosha
26	Kyle Korver
27	Joe Caldwell
	Ollie Johnson
	Zaza Pachulia
28	Andrew Lang
	Ivano Newbill
29	David Newmark
	Paul Silas
	Mike Wilks
30	Dahntay Jones
	Damian Jones
	Ryan Kelly
	Wayne "Tree" Rollins
	Mark Strickland
	George Trapp
31	Hilton Armstrong
	Zelmo Beaty
	Rickey Brown
	Bob Christian
	Adam Keefe
	Mike Muscala
	Brian Oliver
	Chandler Parsons
	Kenny Smith
	Jason Terry
32	Bill Bridges
	Boris Diaw
	Jon Koncak
	Christian Laettner
	Jeremy Richardson
	Dan Roundfield
	Mike Scott
	Joe Smith
	Bill Willoughby
33	Michael Bradley
	Antoine Carr
	Jerry Chambers
	Tyrone Corbin
	Allen Crabbe
	Duane Ferrell
	Willie Green
	James McElroy
	Randolph Morris
	Adreian Payne
	John Pinone
	Len Robinson
	John Wetzel
	Shelden Williams
34	Willie Burton
	Tyler Cavanaugh
	Jason Collins
	Randy Denton
	Mike Dunleavy
	Doug Edwards
	Mike Glenn
	Devin Harris
	Gary Leonard
	John Long
	Jelani McCoy
	Mamadou N'diaye
	Isaiah Rider
	Jeff Sanders
	Tony Smith
	Ray Tolbert
	Gene Tormohlen
	Dwight Waller
	Herb White
35	Antoine Carr
	Ronnie Grandison
	Darrin Hancock
	Reggie Slater
	Mike Williams
	Sly Williams
36	Royal Ivey
	Etan Thomas
	Rasheed Wallace
38	Mikki Moore
40	Jason Collier
	Gary Gregor
	Antonio Harvey
	Durand "Rudy" Macklin
	Tim McCormick
	Mike McGee
	Mike Sojourner
	John Vallely
41	Tom Barker
	Ron Behagen
	Sam Pellom
	Blair Rasmussen
	Leon Smith
	Mark West
	Howard Wright
42	Elton Brand
	Len Chappell
	Don Collins
	Jeff Halliburton
	Connie Hawkins
	Walt Hazzard
	Tom Inglesby
	Henry James
	Theo Ratliff
	Jerry Stackhouse
	Kevin Willis
	Rick Wilson
	Lorenzen Wright
43	Lorenzo Charles
	Kris Humphries
	Clyde Lee
	Grant Long
	Alex Stivrins
44	Ken Charles
	Art Collins
	Greg Foster
	Scott Hastings
	Alan Henderson
	Ivan Johnson
	Solomon Jones
	Bob Kauffman
	Pete Maravich*
	Michael Stewart
	Trevor Wilson
45	Randy Breuer
	Dexter Pittman
	Sean Rooks
	Paul Shirley
	Tyler Zeller
50	John Brown
	Matt Bullard
	Othello Hunter
	Chris Washburn
51	Todd Mundt
52	Chucky Brown
	George Johnson
	James Lang
	Tom McMillen
53	Mark Landsberger
	Cliff Levingston
54	John Edwards
	Obinna Ekezie
	Tom McMillen
	Lee Nailon
	Tom Payne
	Dale Schlueter
55	Jordan Crawford
	Dikembe Mutombo*
77	Vladimir Radmanovic
92	DeShawn Stevenson
95	DeAndre' Bembry

*Retired jersey number

THE HISTORY OF THE HAWKS

FROM MILWAUKEE, TO ST. LOUIS, TO ATLANTA.

It was a setting made for Mark Twain. A banjo box gymnasium called Wharton Field House seating 6,000 on hardwood benches in a city, or should we say three cities, straddling the Mississippi River is where the Atlanta Hawks have their roots.

They were known as the Tri-City Blackhawks, one of the original members of the National Basketball Association after a mid-summer merger in 1949 of the 12-year-old National Basketball League and the four-year-old Basketball Association of America formed the new league.

The Illinois cities of Moline and Rock Island and Davenport, Iowa across the river formed the formal name of the neophyte Blackhawks, coached by Roger Potter.

In the opening game at Wharton Field House, the Blackhawks beat the old Denver Nuggets, 93-85. But after a string of six losses, Potter became the first former coach of the franchise, as he was replaced by Red Auerbach.

The first edition of the Blackhawks made the playoffs, despite being six games under .500, but dropped out in the first round to the Anderson Duffey Packers. Then the coach, better known as Red Auerbach, left for Boston and many green-and-white World Championship banners.

After two years and a grammatical change to Tri-Cities, the Blackhawks packed their bags and moved to Milwaukee. They shortened the nickname to the Hawks and struggled for four years, never winning more than 27 games and finishing last each season. But it was in Milwaukee where the Hawks made a draft choice that would solidify the franchise for years to come.

His name was Bob Pettit. A first-round draft choice from Louisiana State in 1954, Pettit played his entire 11-year career with the Hawks, moving with the club to St. Louis in 1955. He wrote nearly every record in the Hawks' record book and was a four-time MVP of the annual NBA All-Star game, more times than any other player in history.

From 1957 through 1961, the Hawks won five consecutive Western Conference titles. Pettit was the star of the show and had an excellent supporting cast with Cliff Hagan, Slater Martin, Charley Share and Ed Macauley.

In 1958, the Hawks captured their lone World Championship by defeating Boston, four games to two. On three other occasions during the five-year stretch, the Hawks advanced to the finals only to lose to the Celtics each time.

For no apparent reason, the Hawks turned sour during the 1961-62 season and had it not been for the expansion of the Chicago Packers, the club would have gone from first to last in just one year. It was the only spring the Hawks failed to qualify for the playoffs in the 13 seasons they spent in St. Louis.

Fortunately for the franchise, Harry Gallatin, the former All-Pro with the New York Knickerbockers, took over the reins the following season and guided the Hawks to a second-place finish and back into the playoffs. For his efforts, Gallatin became the first recipient of the NBA's Coach of the Year award.

But Gallatin couldn't put the Hawks back on top and was replaced in the middle of the 1964-65 season by Richie Guerin, another Knick standout. The club again made the playoffs but was upset in the opening round by the Baltimore Bullets, a team which finished under .500 and eight games behind the Hawks during the regular season.

After the playoff loss, Pettit took off his uniform for the last time. He wound up his career with a 26.4 scoring average topped by a 31.1 mark during the disappointing '61-'62 campaign. His rebounding standards were even more incredible, a career average of 16.2, and a single-season high of 20.3 set during the 1960-61 season. He was named first-team All-Pro in his first ten seasons in the league, and second-team in his 11th and final season. In 1970, Pettit was enshrined in the Basketball Hall of Fame, and his uniform #9 has been retired.

The Hawks were becoming a young team as was characterized by the early Pettit-led teams. A year later, Hagan was gone, representing the last remaining link to the '58 Championship team.

In their places were Lou Hudson, the number one pick in 1966, Zelmo Beaty, Joe Caldwell, Lenny Wilkens and Bill Bridges. By 1968, the Hawks added another Western Conference title with a record of 56-26 — at that time the best in the team's history — and Guerin became the Hawks' second Coach of the Year.

Then came the shocker.

During the broadcast of an Atlanta Braves baseball game, announcer Milo Hamilton told Atlanta fans the city was going to have a professional basketball team. It was, of course, the Hawks, a perennial NBA powerhouse, moving from St. Louis to Atlanta.

Bringing the team to the South were two of Atlanta's and Georgia's most respected gentlemen, businessman Thomas G. Cousins and former governor Carl E. Sanders. They acquired the club from Ben Kerner.

Skeptics viewed the move as one of disaster since Atlanta had no facility for professional basketball and noted that the area was a hotbed for football, and there was not room for both sports.

It goes without saying that they were wrong on both counts.

The Hawks received permission to play their games in Alexander Memorial Coliseum on the Georgia Tech campus until a new arena could be constructed. Five years later that realization came true when The Omni was completed.

Under Guerin, the Hawks were sensational the first two years in Atlanta. They won the Western Conference title again in 1970 and advanced to the conference finals both seasons before losing to the star-studded Los Angeles Lakers.

With the emergence of the American Basketball Association came the fall of the Hawks. The new league raided the NBA teams, offering big money to the NBA stars in order to build credibility. Beaty was the first to jump in 1969, and Caldwell followed a year later.

Though the Hawks drafted Pete Maravich, the college scoring champion from Louisiana State, in 1970, the team struggled into the playoffs the next two seasons. The club finished 10 games under .500 each year and couldn't get past the first round of the playoffs.

For the 1972-73 season, the Hawks moved into The Omni, then a 16,500-seat structure, with a new coach, Cotton Fitzsimmons. Behind the 27.1 scoring average of Hudson, the Hawks responded to the new surroundings by reversing the record of the previous year.

The next year, however, the Hawks failed to make a playoff appearance for the first time in 12 seasons, and second in 19. Only another expansion team, this time the New Orleans Jazz, kept the club from plummeting into last place. The first move to rectify the situation was to trade Maravich to New Orleans for a slew of draft choices.

Owning the first and third selections in the 1975 NBA College Draft, the Hawks chose David Thompson from

THE HISTORY OF THE HAWKS, CONT.

North Carolina State and Marvin Webster from Morgan State. The NBA-ABA bidding war was at its peak and both players opted for the Denver Nuggets of the rival league.

The team lost 51 games, the most in thirteen years, and tumbled into last place for the first time since the team left Milwaukee. Fitzsimmons lost his job eight games from the end (1975-76).

The bright spot on the club was the emergence of John Drew, a second-round pick in 1974, as one of the premier offensive players in the league. Drew, who was Basketball Weekly's Rookie of the Year for 1974-75 while leading the league in offensive rebounds, averaged 21.4 points per game in his second season.

Rumors abounded that a move was imminent, and that a new owner was soon to purchase the team; but Hubie Brown, who coached the Kentucky Colonels to the 1975 NBA Championship, took over the team and promptly began to change the team's image. Midway through the 1976-77 season (January '77), half of the rumor became reality as R.E. "Ted" Turner, owner of the Braves and WTCG-TV, bought the club but stated the team would remain in Atlanta.

Hudson, an 11-year veteran of 730 NBA games, all in a Hawks uniform, was traded to Los Angeles (Lakers) as a youth movement was instituted. The #23 worn by Hudson was retired on the Lakers' first visit to the Omni, marking the second Hawks number to be retired. The two men so honored to that point, Pettit and Hudson, shared the Atlanta record for the most points scored in one game: 57.

Brown's first team suffered through a difficult initial year ('76-'77) by finishing in sixth place in their division with a 31-51 record. The team made a dramatic turnaround just one year later (1977-78), becoming the Cinderella team of the NBA, by advancing to the playoffs for the first time in five years. Brown was named NBA Coach of the Year as the fans became "Hubie's Sixth Man." In addition to Brown's coaching, Atlanta's move forward was sparked by two rookies who would have an impact in the team's history for years to come.

Seven-foot-two center Wayne "Tree'' Rollins was selected by the Hawks in the first round of the NBA draft to secure the middle for the team. The Hawks' other impact pick was 6-2 guard Eddie Johnson. These two additions, along with a proven veteran like Drew, would comprise the nucleus of the team.

The Hawks were again playoff participants in 1978-79, but it was just a building block for the following season. Atlanta added forward Dan Roundfield that season and his play, along with the other players, brought the Central Division title to Atlanta in 1979-80. The squad finished with a 50-32 mark, and a first-place finish for the first time in nine years, and three players, Drew, Johnson and Roundfield, participated in the 1980 NBA All-Star game.

After just one season at the top, the Hawks fell 20 games under the .500 mark (1980-81), finishing 31-51 and out of the playoffs for the first time in four years.

Atlanta replaced Brown as coach with former New York/New Jersey Nets coach Kevin Loughery, and he led the Hawks back to the playoffs during both of his seasons in Atlanta (1981-82 and 1982-83) before leaving the team following his final year for another coaching position.

The Hawks' biggest move during Loughery's tenure was made off the court on September 3, 1982. The team traded players John Drew and Freeman Williams plus cash to the Utah Jazz in exchange for Dominique Wilkins, who they had selected that year in the NBA draft. Wilkins, a former All-American player at the University of Georgia, was a unanimous choice to the NBA All-Rookie first team in his rookie season, which was a preview of coming attractions.

Former Hawks assistant Michael Fratello was named to succeed Loughery as the Atlanta franchise's fifth head coach, and he promptly led the Hawks to their third consecutive playoff appearance in 1983-84.

Seeking to change their fortunes and join the NBA elite teams, Atlanta implemented their second youth movement. The Hawks introduced a three-year rebuilding plan in 1984-85 that would hopefully bring the team closer to a championship.

The movement started with the Hawks dealing Roundfield to the Detroit Pistons for forwards Cliff Levingston and Antoine Carr and two future draft picks. Roundfield concluded his six-year career with three All-Star seasons and a 17.6 points-per-game average. In addition to acquiring the youthful forwards, Atlanta drafted another big man in 7-0 center Kevin Willis of Michigan State. Willis' size and speed for an inside player would give the Hawks added depth in the frontcourt. The task of rebuilding was a long and difficult process for Fratello and the Hawks that season as the club finished 34-48 and out of the playoffs for only the second time in eight years.

As a result of missing the playoffs, there was some consolation as the team prepared for the '85-'86 season. The Hawks were allowed to participate in the NBA's first draft lottery (where the seven teams not making the playoffs were allowed to draw for the top seven picks in the 1985 draft), and with the fifth selection, Atlanta grabbed another seven-footer, SMU's Jon Koncak.

One of Atlanta's interesting free agent signings that season was 5-7 guard Anthony "Spud" Webb from N.C. State. A diminutive athlete who defied the odds of making an NBA roster, Webb electrified fans throughout the league with his speed and incredible jumping ability (42 inches). That talent was showcased at the 1986 NBA All-Star Weekend, as Webb defeated his teammate and defending champion Wilkins in the '86 Slam Dunk contest.

Despite the loss of his "crown," Wilkins became the first Atlanta player to lead the NBA in scoring after averaging 30.3 points in '85-'86. He was also honored with his first appearance in the NBA All-Star game, and he was also named to the first-team All-NBA squad.

As a team, the Hawks tied franchise marks for most wins in a season (50) and best home record (34-7), and their 50-32 record, which was second in the Central Division, was the league's biggest turnaround (+16 games) from the previous campaign. For his efforts, Fratello was named Haggar/NBA Coach of the Year.

With the high expectations of the 1986-87 season awaiting them, the Hawks provided another year of outstanding play. A franchise record 57 wins capped an extraordinary season that saw Atlanta win the Central Division title. With the third-best record in the NBA, the Hawks established themselves among the league's elite teams, and with the combination of talent and athletic ability, they became one of the NBA's most popular teams. Wilkins finished second among the league's leaders in scoring with a 29.0 average, and was voted an All-Star starter for the first time in his career (his second appearance overall).

Several individual records were also established as Glenn "Doc" Rivers broke Atlanta's single-season assist record with 823, which also ranked him fourth in the NBA (10.0 average). Rollins moved into second place on the NBA's all-time blocked shots list, and Mike McGee set an all-time team mark for three-point goals (86) and attempts (229). The team made the playoffs for the second straight season and defeated Indiana in the first round, but faltered in the second round and lost to the Detroit Pistons.

The following season ('87-'88), the Hawks were replaced as division champs by Detroit, as Atlanta concluded

THE HISTORY OF THE HAWKS, CONT.

the season four games out of first place with a 50-32 record. Highlighting the year's achievements was the first appearance by a Hawks coach in the annual NBA All-Star game, as Mike Fratello earned the spot after Atlanta placed the best record in the Eastern Conference over the first half of the season. Joining Fratello on the victorious East squad were Wilkins and Rivers, who scored 29 and nine points respectively.

An exciting seven-game second-round playoff series against Boston ended the Hawks' quest for a possible championship series berth, but Atlanta followers, who during the season set new attendance records in The Omni, anxiously awaited the start of the 1988-89 year as the Hawks made two off-season acquisitions to challenge for the NBA championship.

With the addition of Moses Malone and Reggie Theus, many prognosticators around the country believed the Hawks would pose a serious threat for the club's second NBA title, but that was prior to the monumental loss of Willis, who would miss all 82 games with a fracture in his left foot. Despite the absence of the seven-foot forward, Atlanta ended the season with its fourth straight 50-win campaign (which at that time was the longest current streak in the Eastern Conference).

But what most will remember about the Hawks' '88-'89 season is the disappointing end to their title dreams, as the Milwaukee Bucks, who were beaten in all six regular season meetings with Atlanta, upset the Hawks in the first round of the NBA playoffs, three games to two.

The Hawks continued to struggle in 1989-90 as injuries plagued the team over much of the season, forcing them to miss the playoffs for the first time in five years. With a 41-41 record, Atlanta dropped to sixth place in the Central Division.

As a result, Michael Fratello resigned as head coach on April 23, 1990 and was replaced on May 22 by former NBA player and San Antonio Head Coach Bob Weiss.

On the strength of a 22-game home winning streak, Atlanta returned to the playoffs and pushed the two-time defending champion Detroit Pistons to five games before the curtains fell on the 1990-91 season.

Weiss' coaching approach wasn't lost on Hawks fans, as well as the rest of the league, and was certainly evident in December when he was named Digital/NBA Coach of the Month as Atlanta streaked to an 11-3 record.

The season also brought improved play from Wilkins, who soared to his sixth NBA All-Star Game appearance in addition to Player of the Week (in January) and Month (in February) honors. While leading the team in scoring for the eighth straight season, he led the team for the first time in rebounding, and finished third in assists.

Unfortunately for the Hawks, January 28, 1992 was the telling blow of the 1991-92 season. Prior to that evening's game against Philadelphia, Wilkins was selected as a reserve for the Eastern Conference All-Star Game and was looking forward to the opportunity to become the 17th player in league history to reach the 20,000-point level. In the second quarter (with 5:32 remaining), the 6-8 forward, whose 28.1 scoring average trailed only Chicago's Michael Jordan, suffered a ruptured right achilles tendon injury which forced him to miss the remainder of the season.

At the time, Atlanta's record was 22-20. Without their veteran, the Hawks finished 16-24 and surprisingly, only one game away from making the 1992 NBA Playoffs. It came down to the final regular season game of the season, and if not for a 112-108 loss at Cleveland, Weiss' squad would have capped off an injury-filled campaign by earning an opening round playoff berth against Chicago.

Not only were the Hawks without the services of Wilkins for the final 40 games, but the outside shooting of Travis Mays was absent for 80 games after he suffered tendon problems in his right ankle after the second game of the year.

While deserving of an All-Star position prior to replacing his fallen teammate, center Kevin Willis' production was worthy of praise. After years of unfulfilled expectations, he led Atlanta in scoring (18.3), rebounding (15.5) and minutes played (2,962). His work on the boards (which also placed him second in the NBA) enabled him to become Atlanta's all-time season rebounding leader (1,258), and his 33 rebounds against Washington was an Atlanta game record.

The 1992-93 season saw the previous season's goal attained: the Hawks finished 43-39 and met the Chicago Bulls in the first round of the playoffs. An appearance in the playoffs had alternately seemed likely and impossible throughout this tumultuous season. To begin the season, Wilkins returned to the court after his career-threatening achilles injury to score his 20,000th point and become only the 17th NBA player to do so. Atlanta gained a true point guard from the New Jersey Nets as Rumeal Robinson was traded away for Nets guard Mookie Blaylock. Blaylock provided the leadership and ball distribution that the Hawks so desperately needed, and the season showed potential.

Although the first half of the season was spent in the depths of mediocrity, there were some bright spots. On February 2, Wilkins scored 31 points against Seattle to become the franchise's all-time leading scorer by breaking Bob Pettit's long-standing record of 20,880.

Slated to face the Bulls in the first round of the NBA Playoffs, the games went quickly, with Chicago sweeping the Hawks in three en route to their third straight NBA title.

Immediately after the season, the Hawks announced that Weiss would not have his contract extended. The search for a new coach began in April and ended on June 1, when former Cavaliers Head Coach Lenny Wilkens rejoined the franchise. Wilkens, who spent eight years with the Hawks in St. Louis and entered the 1993-94 season 69 victories behind Arnold "Red" Auerbach's league-record total of 938 career coaching wins, brought longtime assistant coaches Dick Helm and Brian Winters with him in the move to Atlanta and began to look at the talent he was handed. With the draft at hand and a #15 first-round pick, the Hawks took Doug Edwards, a 6-7 forward known for his defense and passing, a perfect complement to the Hawks' squad.

While it was believed Wilkens and his staff would improve the Hawks fortunes, no one imagined the results would be so immediate. The 1993-94 season brought the franchise's third Central Division championship, a 57-25 record (the best in the Eastern Conference), and the first IBM/NBA Coach of the Year award for Wilkens, who also earned his fourth All-Star coaching assignment by leading the Eastern Conference All-Stars during the 1994 Game in Minneapolis.

Blaylock's season was also highlighted by his first appearance in the NBA All-Star Game, joining fellow teammate Wilkins and the Hawks coaching staff on the Eastern Conference squad.

For Wilkins however, his All-Star showing would be his last in an Atlanta uniform, when on February 24, the Hawks traded their future Hall-of-Famer and a number one draft pick to the Clippers for Danny Manning, ending a 12-year career in Hot-lanta. Wilkins, who began the 1994-95 season in Boston, concluded his days in Atlanta as the franchise leader in numerous categories including games played (882), minutes played (32,542), steals (1,245), points scored (23,292) and scoring average (26.4).

THE HISTORY OF THE HAWKS, CONT.

The 1994-95 season began with a bang, as two games into the season the Hawks traded Kevin Willis, who ranked among Hawks all-time leaders in every rebounding category. In exchange for Willis and a future first-round pick, Atlanta received Steve Smith and Grant Long from the Heat, who helped form the cornerstone for the future of the franchise.

Adjusting to the change in team chemistry didn't come easily. The Hawks came out of the gates slowly for the second consecutive year, before eventually recovering to the .500 mark (30-30) on March 10.

The highlight of the season was Lenny Wilkens' pursuit of Red Auerbach's all-time NBA wins mark of 939.

After trying unsuccessfully three times to deliver the record breaking win, the stage was set for a home game against Washington on January 6. Behind 23 points from Ken Norman, Atlanta pulled away early, eventually winning 112-90.

Going into the playoffs, Atlanta was playing their best ball of the season, getting solid contributions all around.

Unfortunately for the Hawks, their first round opponent was the Central Division champion (and Atlanta arch-rival) Indiana Pacers, a tough, veteran club as well. The Pacers were on top of their game and swept the Hawks, 3-0.

Going into the 1995-96 season, the Hawks hoped to return to the upper echelon of the Eastern Conference as their nucleus continued to grow stronger with experience. Atlanta felt they had the right mix to contend again immediately.

The season turned for the better on the night of January 7, as the team was stranded in New Jersey, due to the Blizzard of '96. After having a contest with the Nets postponed, the Hawks came home and reeled off 10 consecutive wins.

As the Hawks rolled toward the playoffs, the team hit a couple of bumps, losing three straight home games at one point in the final month of the season. But a win at Miami on the last day of the season sealed the sixth playoff spot for the Hawks, where they would face the Pacers for the third consecutive year.

When Reggie Miller's three-point attempt at the final buzzer rimmed out, the Hawks had prevailed in an exciting five-game series.

Although the Hawks fell to the Orlando Magic in the second round of the playoffs in five games (4-1), they didn't go down without a fight.

The acquisition of Dikembe Mutombo in 1996 gave Atlanta the big defensive presence in the middle they lacked since "Tree" Rollins. Mutombo's combination of shot blocking and rebounding ability is unparalleled in the NBA.

As the 1996-97 season began, the Hawks featured four All-Star caliber players and Dream Team III head coach Lenny Wilkens at the helm.

The addition of Mutombo, along with the movement of Laettner to his natural position, helped lead Atlanta to 56 wins (one off the franchise record), including a 20-game home winning streak and a franchise-tying 36 home wins.

Over the first two months of the season, the Hawks went 16-11, setting the stage for a record January. Atlanta went 14-2 that month, the most wins in a single month in franchise history. The Hawks reeled off 10 straight wins, equalling the fourth-best win streak in Atlanta history.

The Hawks pulled out a 3-2 win in the first round of the playoffs against the Pistons, setting the stage for a showdown with the Bulls.

After almost pulling out game one in Chicago, the Hawks did the unthinkable, winning at the United Center, and becoming the first team to win a road playoff game there since 1995. But the Bulls reeled off the next three games to win the series.

Mookie Blaylock turned in another solid season, leading the NBA in steals (2.7) for the first time, while Mutombo finished second in the league in blocked shots (3.3) and rebounding (11.6).

The Hawks pulled out a 3-2 win in the first round of the playoffs against the Pistons.

After almost pulling out game one of Round Two in Chicago, the Hawks did the unthinkable, winning at the United Center, and becoming the first team to win a road playoff game there since 1995. But the Bulls reeled off the next three games to win the series.

The Hawks success brought individual honors to a couple of players as Mutombo took home the NBA's Defensive Player of the Year Award and a first-team All-Defensive honor. Blaylock also received consideration for the All-Defensive team, garnering second team honors.

The start of the 1997-98 season brought an unparalleled level of excitement over the city. The Hawks began the season with a franchise record 11-game winning streak, tying the fifth-best start in NBA history.

The rest of the season didn't live up to the first month's promise, however, as Atlanta posted a 5-8 mark in December followed by a 9-8 January, which led to a 29-20 mark after the All-Star break.

After finishing fifth overall in the conference, the Hawks solidified a first-round playoff matchup with the Charlotte Hornets, a team Atlanta had swept, 4-0, during the regular season.

The playoffs didn't hold true to form, as the Hornets surprised the Hawks, winning the series, 3-1, and moving on to face eventual champion Chicago in the second round.

Alan Henderson was named as the league's Most Improved Player after posting career-highs in points (14.3), rebounds (6.4), assists (1.1), shooting percentage (.485) and free throw percentage (.652).

The 1998-99 season was memorable for many reasons. A season cut short by the NBA's first work stoppage (lockout), Atlanta put together a 31-19 mark, just two games off the best mark in the Eastern Conference.

The Hawks finished up 2-1 in May, and headed into the playoffs with the fourth seed.

The playoffs also proved to be a make-or-break proposition, as Atlanta took a 3-2 first round win over Detroit, but followed it with a difficult 4-0 second round loss to eventual Eastern Conference finalist New York.

The 1999 offseason was one of great transition, as the Hawks traded the longtime backcourt tandem of Mookie Blaylock and Steve Smith.

As the team moved into their new home, Philips Arena, the youthful and athletic direction of the team promised to be exciting.

The 1999-2000 saw the opening of the state-of-the-art Philips Arena, where the Hawks recorded a 21-20 mark on the campaign. Early on, after pulling even at a 9-9 mark, the Hawks went just 19-45 the remainder of the season.

Rookie Jason Terry brought hope for the future, as the 10th overall pick was named to the NBA's All-Rookie second team.

THE HISTORY OF THE HAWKS, CONT.

Dikembe Mutombo was once again named to the Eastern Conference All-Star team and won the NBA rebounding title for the first time in his career. He also finished second in blocked shots and field goal percentage.

Following the season, head coach Lenny Wilkens elected to resign his position, setting the stage for the Lon Kruger era. Kruger, who spent 18 years as a college coach at Pan American, Kansas State, Florida and Illinois looked to duplicate his success on the pro level.

While 2000-01 was not a successful season from a won-loss standpoint, a strong foundation was laid, and the subsequent offseason provided an excitement level unmatched in recent years.

Despite being on the losing end of the most contests in franchise history (57), Lon Kruger's group showed outstanding effort on a nightly basis and the team's attitude did not go unnoticed.

Jason Terry avoided the sophomore jinx in a big way leading the team with 19.7 ppg, the highest by a Hawk since Steve Smith's 20.1 output in 1997-98.

A mid-season trade changed the look of the team's future, as center Dikembe Mutombo was traded to the Philadelphia 76ers for three talents – Theo Ratliff, Toni Kukoc and Nazr Mohammed.

Ratliff was named the Eastern Conference's starting center in the 2001 NBA All-Star Game, but was unable to play due to a fractured wrist. That injury also pushed his Hawks debut back to the 2001-02 season.

Three-time NBA champ Kukoc and the unheralded Mohammed both made major contributions, with Mohammed playing so well he was re-signed in the offseason.

The draft day acquisition of the Grizzlies' Shareef-Abdur Rahim provided a tremendous amount of buzz around the league, as the experienced, yet young 2000 U.S. Olympian will now lead his hometown team.

Injuries became a major story of 2001-02, as the Hawks lost an NBA-high 319 games due to injury/illness.

While there were some terrific individual performances — Shareef Abdur Rahim's All-Star appearance, 50-point game and all-around consistent play - the loss of Theo Ratliff for 79 of the season's 82 games proved too much to overcome in a 33-49 campaign.

Jason Terry also shined, averaging 19.3 ppg (his second straight season over 19 ppg), while the exciting DerMarr Johnson showed significant development over his rookie season.

The Hawks delivered a solid performance over the second half of the season, going 17-16 following the All-Star break (after a 16-33 first half).

Ira Newble, signed in mid-January, brought a toughness and defensive presence to the club, starting 35 of 42 games in which he played.

The summer of 2002 saw another draft night trade, as the Hawks acquired Gonzaga point guard Dan Dickau from the Sacramento Kings in exchange for a future first round pick. In the second round, Atlanta selected Australian David Andersen (37th overall).

An early August trade added All-Star forward Glenn Robinson to the Hawks roster, bringing one of the league's best mid-range shooters and scorers to the Atlanta roster.

There were very high expectations entering the 2002-03 season.

After a 6-4 start through 10 games, the Hawks dropped 12 of 17, costing head coach Lon Kruger his job. Assistant coach Terry Stotts replaced Kruger and had a rough start as well, going 3-11.

But the Hawks showed signs of life in mid-January, and really began playing solidly following the All-Star break.

Speaking of All-Star, the 2003 classic, held at Philips Arena, was certainly a highlight for the franchise and the city, as the first-ever double overtime All-Star game ended with a 155-145 West win. Kevin Garnett (37 points) secured MVP honors in Michael Jordan's final All-Star appearance.

Atlanta produced a 16-17 mark following the break, and posted a 6-2 mark in April. Glenn Robinson, Shareef Abdur-Rahim and Jason Terry combined to average 57.9 ppg, becoming the highest-scoring trio in the league on the season. Additionally, center Theo Ratliff returned to All-Star form in the season's second half.

After the first part of the 2003-04 season didn't go as planned, General Manager Billy Knight decided major changes had to be made for the franchise to move forward. His vision included adding young, versatile and athletic players, and taking no shortcuts to build a long-term winner.

Over a 10-day span in February, Knight pulled off three major trades, leaving the Hawks with massive salary cap room for the summer of 2004.

In another move that changed the shape of the franchise, the Hawks were sold to a nine-man ownership group led by businessmen Bruce Levenson and Michael Gearon on March 31, 2004.

On the court, Stephen Jackson had a breakout season, while rookies Boris Diaw and Travis Hansen showed signs of things to come.

Leading into 2004-05, the Hawks made several roster moves,including the acquisitions of veterans Al Harrington, Antoine Walker, Tony Delk, Peja Drobnjak and Kenny Anderson, and the return of former Hawks Kevin Willis and Jon Barry. Additionally, the team stocked up with four draft picks — Josh Childress (sixth overall), Josh Smith (17th), Donta Smith (34th) and Royal Ivey (37th).

By the time the smoke cleared, only two players remained on the roster (Chris Crawford and Boris Diaw) from the start of the previous season.

The season was a frustrating one in some ways (with a 13-69 finish), but also led to opportunities for the team's young nucleus to get significant playing time as the season went along.

Childress and Smith especially made progress, with both earning NBA second-team All-Rookie honors after solid rookie campaigns.

The high-flying Smith captured the imagination of the entire league on All-Star Weekend in Denver, single-handedly rejuvenating the Slam Dunk Contest in the process. The 19-year-old rookie put together four devastating dunks (three earned perfect 50's) en route to earning the title.

In the 2005-06 campaign, the young Hawks showed significant progress, both individually and team-wise. The addition of the multi-talented Joe Johnson was a huge step for the franchise, as was the drafting of Marvin Williams (2nd overall) and Salim Stoudamire (31st overall).

After a blockbuster trade to acquire him prior to the season, Johnson was everything the team expected and more, coming up with four 40+point games, the most since Dominique Wilkins' eight in 1992-93, leading the team in several offensive categories, breaking the franchise's single-season record for minutes played and earning a spot on the prestigious USA Senior National Team program.

Another offseason acquisition, restricted free agent signee Zaza Pachulia, proved to be a great find in the pivot. Second-year man Josh Smith came on especially strong after the All-Star break, and finished second in the NBA

THE HISTORY OF THE HAWKS, CONT.

in total blocks. Williams and Stoudamire showed promise as well, the former improving his scoring and rebounding every month.

The club went 26-56, doubling the previous season's win total, improving more than all but two teams in the league. With the club believed to be the youngest in NBA history (avg. age – 23), the sky seems to be the limit.

In September of 2006, the franchise (and fans around the world) celebrated the induction of legend Dominique Wilkins into the Naismith Basketball Hall of Fame, as he took his rightful place among the immortals of the sport.

The 2006-07 campaign saw continued growth of the team's exciting young core, despite a devastating rash of injuries. Four of the team's top seven players missed 20 or more games, and Atlanta only had six games with all top seven players healthy.

Joe Johnson stepped up as one of the elite players in the league, ranking ninth in the NBA in scoring (25.0), while earning the team's first All-Star berth since 2002. Johnson missed the first games of his six-year career due to injury (missing 25 total), yet recorded 19 30-point games, and set a franchise record by beginning the season with seven consecutive games scoring 25 or more.

Josh Smith was outstanding as well, placing second in the league in blocks (207), in the process of becoming the youngest player in NBA history (21 years, 88 days) to reach the 500-block milestone. But his all-around game began to catch up as well, as he was one of just three men in the league to rank in the top 20 in blocks, steals and rebounds.

Still the youngest team in the NBA, Atlanta saw its win total improve for the third straight season (Hawks finished 30-52), as all five of the team's top players (Johnson, Smith, Josh Childress, Marvin Williams and Zaza Pachulia) finished with career-high scoring numbers.

The Hawks' patience over the last several years paid off in the 2007-08 season. After recording a 37-45 mark and reaching postseason play for the first time since 1999, Atlanta took the NBA's top regular season team and eventual champion (Boston) to seven games, before falling 4-3 in the thrilling first round series. The home contests (all Hawks wins) in particular generated tremendous support from the Philips Arena faithful, and raised eyebrows around the NBA.

Veteran point guard Mike Bibby was added to the roster at the trade deadline, and the Hawks' picked it up offensively in the second half of the season, playing their way into the playoff picture.

Several Hawks players pushed their games to the next level — Joe Johnson earned his second straight All-Star berth, Josh Smith again finished second in the league in blocks (and placed sixth in Defensive Player of the Year voting), Al Horford was the only unanimous selection to the NBA All-Rookie team (finishing as the runner-up for Rookie of the Year) and Josh Childress was sixth in voting for the NBA's Sixth Man Award.

The momentum generated in the 2007-08 playoffs certainly carried over into the 2008-09 regular season, as Atlanta recorded its best (and first .500 or better) campaign in 10 years.

Sporting one of the league's best home records (31-10), the Hawks improved their overall mark for the fourth straight year, going 47-35, finishing second in the Southeast Division and fourth in the Eastern Conference.

Joe Johnson made the All-Star game for the third straight season, and hit the 10,000 career point plateau on Jan. 31.

Atlanta reached the Eastern Conference semifinals (also for the first time since 1999), as they took out Miami, 4-3 in the first round, before falling, 4-0, to Cleveland.

The still-young team looked to continue that momentum in 2009-10.

The 2009-10 campaign was notable for many reasons, not the least of which was the Hawks recording 53 wins, a superlative 34 home victories and once again advancing to the second round of the playoffs for the second straight season.

While much of the '08-'09 team returned for '09-'10, a new face provided a major difference off the bench. Veteran Jamal Crawford, who was acquired in the summer of 2009, eagerly accepted and thrived in his substitute role, earning NBA Sixth Man of the Year honors.

Joe Johnson was named an All-Star for the fourth straight season, and took home his first berth on the All-NBA team (third team). Josh Smith was runner-up to childhood friend Dwight Howard for Defensive Player of the Year honors, and made the NBA All-Defensive second team.

Second-year big man Al Horford earned his first All-Star berth, giving Atlanta two players in the game for the first time in 12 years.

After beating Milwaukee in the first round, the Hawks ran into a hot Orlando Magic squad in round two, suffering a 4-0 sweep in the Conference Semifinals for the second consecutive year.

Looking to take another step forward, the club installed longtime assistant coach Larry Drew as the club's new head coach, after 27 combined seasons in the NBA as a player and coach.

He led the club to a red-hot 6-0 start (the best by a first-year head coach in Atlanta history) and in the season's first half, the Hawks became a dangerous road team, while maintaining their home dominance. Atlanta enjoyed a 10-game home win streak, as well as a six-game road win streak, during the campaign.

After securing a playoff spot in early April, the Hawks rested most of their primary players, and finished off with a 44-38 mark, good for fifth in the East, earning a rematch with Orlando in the first round of the 2011 NBA Playoffs.

After taking the series opener in a hostile environment in Orlando, the Hawks controlled most of the games, earning a 4-2 series win, and a measure of sweet revenge from the embarrassing loss in the '10 Playoffs.

But Atlanta couldn't get past the NBA's best team during the regular season, the Chicago Bulls, in the Eastern Conference Semifinals. Tied at two games each, and holding a lead in the fourth quarter of game five, the Hawks couldn't hang on. After losing the fifth game, Atlanta came home and fell in game six.

But progress was certainly made, as the Hawks played their best basketball during the postseason.

The 2011-12 regular season was notable for several reasons. Shortened to 66-games by a work stoppage, the campaign tipped off on December 27 as the Hawks played nine games in the first 12 days.

Despite a number of major injuries to key players (including the loss of All-Pro center Al Horford for the remainder of the season after just 11 games), the Hawks persevered through the sprint, ending the season taking five-of-the-last-six to finish the season at 40-26, an equivalent to a 50-win season during a regular 82-game campaign.

In fact, Atlanta finished with the fourth-best record in the East, taking home court advantage in the first round against Atlantic Division champion and longtime nemesis Boston.

After the Hawks took game one of the series, the veteran Celtics bounced back to win three-in-a-row. After

THE HISTORY OF THE HAWKS, CONT.

Atlanta trimmed the deficit to 3-2, they went to TD Garden and nearly pulled out a game six victory to extend the season. But some bad breaks down the stretch cost them, and the Hawks fell to the Celtics, 4-2.

Despite not reaching the second round of the Playoffs for the first time in four years, Atlanta had a lot to be proud of -- overcoming the injuries and rugged schedule to take 40 regular season wins, and taking a tough Celtics bunch to the wire.

Entering 2012-13, the Hawks' roster had a different look than the one that finished the prior season, as veterans Joe Johnson (Brooklyn) and Marvin Williams (Utah) were dealt in the offseason. But with the returning trio of Al Horford, Josh Smith and Jeff Teague, plus a collection of outside shooting threats, Atlanta looked to make postseason for the sixth straight year.

In an excellent position for much of the year, Atlanta finished up second in the Southeast Division and sixth in the East with a 44-38 mark, setting up a first-round matchup with the physical Indiana Pacers. Trailing 2-0 after tough losses in Indy, Atlanta roared back with two solid home wins behind revved up crowds at Philips Arena. After dropping Game 5 at Indiana, Atlanta trailed late in Game 6 but fought back again, only to fall short and lose the series.

Injuries were again a story, as key rotation players Lou Williams (14.1 points per game in 39 contests before tearing his right ACL) and Zaza Pachulia (5.9 points and 6.5 rebounds in 52 games prior to suffering an Achilles injury) missed extended portions of the season, including the playoff series.

The summer of 2013 saw even more changes as Mike Budenholzer became the franchise's 12th full-time head coach.

The Hawks opened the season incorporating many new faces and held their ground, carrying a 16-13 mark after a double-overtime win in Cleveland on 12/26. Unfortunately that would be the final game of the season for two-time All-Star Al Horford, who tore his right pectoral muscle two years after tearing his left.

Atlanta was able to maintain, reaching a 25-25 mark through 50 games, but a multitude of other injuries to key players began to take their toll.

The Hawks had a rough February and early March, but from March 10 on recorded a 12-9 mark to secure a playoff berth, the franchise's seventh in a row, the longest active streak in the Eastern Conference. Atlanta finished the regular season at 38-44.

Atlanta almost pulled a major first-round upset, losing to the top-seeded Indiana Pacers in a hard-fought and competitive seven-game series. The Hawks led 2-1 and 3-2 during the course of the series but couldn't close out the favored Pacers.

Among many impressive performances was the first All-Star season of Paul Millsap's eight-year career. An offseason signee as an unrestricted free agent, Millsap was outstanding and became a focal point of Atlanta's offensive attack.

Jeff Teague, Kyle Korver and DeMarre Carroll also enjoyed solid seasons, second-year men Mike Scott and Shelvin Mack made tremendous strides in becoming every day contributors and rookie Pero Antic (named to the Rookie-Sophomore game) along with veteran Elton Brand provided help in the post in Horford's absence.

Korver set an NBA record, making a three-pointer in 90 straight games, set on 12/6/13 vs. Cleveland (the mark eventually reached 127 consecutive).

The 2014-15 season was a season of firsts and milestones for the Hawks franchise, centered on a franchise-best 19-game win streak, a team-best 60 wins, and multiple honors along the way.

After a 7-6 start, Atlanta won nine-in-a-row before losing on a buzzer-beater at Orlando on 12/13. After a 5-1 stretch ended with a 107-77 home loss to the Bucks, Atlanta reeled off 19 consecutive wins to push their record to 40-8. Overall, the Hawks won 33-of-35 at one point.

By mid-season, Atlanta had the best record in the Conference, the All-Star head coach in Mike Budenholzer and four Eastern Conference All-Stars (Al Horford, Kyle Korver, Paul Millsap and Jeff Teague) for the first time in club history.

Atlanta continued to roll en route to a 60-22 record, earning the top seed overall, and home court advantage until the NBA Finals, heading into the 2015 NBA Playoffs.

After a 4-2 first round series win over Brooklyn, the Hawks took down Washington in the Eastern Conference Semifinals, also 4-2. Atlanta won the clinching games of both rounds on the road.

For the first time in franchise history, the Hawks reached the Eastern Conference Finals, eventually falling short against the Cleveland Cavaliers.

Postseason brought more honors and memories, including Budenholzer taking home NBA Coach of the Year honors, the fourth Atlanta coach so honored.

In 2015-16, the Hawks started hot at 7-1, hovered just above the .500 mark in the middle of the campaign, then finished with a 15-7 flurry after March 1 (including 12-4 in March, one win shy of the Atlanta record for wins in that month) to secure the fourth overall spot in the Eastern Conference and home court advantage in the first round.

After taking a 2-0 lead over the Celtics in the first round, the Hawks saw Boston come back to knot the series at 2. After taking the fifth game at home, the Hawks took care of business in Boston to close out the series in 6, 104-92. It marked the first time in franchise history the Hawks had topped the Celtics in a playoff series.

Though the Hawks fell short to top-seeded Cleveland, 4-0, in the Eastern Conference Semfinals, losing to the Cavs in the postseason for the second straight year, the season on the whole was another successful one.

Atlanta's defense was amongst the best in the league, as the Hawks led the NBA in FG%, ranking third in spg, fifth in bpg, sixth in fewest points allowed and sixth in opponent 3FG%. Atlanta was once again amongst the NBA's most unselfish teams, averaging 25.6 assists (No. 2 in the NBA).

Paul Millsap earned his third consecutive All-Star berth, while Al Horford secured his fourth overall appearance. Millsap capped off his tremendous campaign earning second team All-Defensive team honors.

Atlanta made the postseason for the ninth straight time, the longest active streak in the East and the longest run in team history. The Hawks finished 48-34, and the two-year combined mark of 108-56 marked the best two-year run in the history of the franchise.

With changes at two key starting positions beginning the 2016-17 campaign - Dwight Howard at center and Dennis Schröder at point guard - the Hawks began the season on a roll, marching out to a 9-2 start.

The Hawks struggled the rest of the '16 calendar year, and were sitting at 17-16 at the turn of the year.

Atlanta had yet another strong January, going 11-4, including a stirring New Year's Day overtime home win against San Antonio.

There were several other thrilling wins on the season, including dramatic comebacks, highlighted by a stunning 126-125 home win over Cleveland on April 9, as Atlanta trailed by 26 points in the fourth quarter.

THE HISTORY OF THE HAWKS, CONT.

The injury bug hit down the stretch, but Atlanta was able to finish at 43-39, earning the fifth spot in the Eastern Conference playoff picture. The postseason berth was Atlanta's 10th straight, the longest in the Conference and second-longest in the NBA behind the Spurs.

In a back-and-forth first-round series against fourth-seeded Washington, the Hawks fell short, 4-2.

Paul Millsap led the way for the Hawks once again, earning his fourth consecutive Eastern Conference All-Star berth. In his first season as a starter, Schröder broke out, averaging 17.9 points and 6.3 assists. Tim Hardaway Jr. added 14.5 points per game, also garnering attention as one of the league's most improved players.

After struggling in close games the prior year, Atlanta went 5-0 in overtime, including a dramatic four OT win over the Knicks on January 29, 142-139.

The 2017-18 season saw changes on and off the court for the Hawks, starting with the hire of Travis Schlenk as the team's new General Manager and Head of Basketball Operations in May, 2017. With the departure of Paul Millsap, Tim Hardaway Jr. and Dwight Howard among others, the team would have a new look on the floor as well.

After starting out 3-15, the Hawks were at 10-26 at the turn of the calendar. Finishing out a challenging second half of the season, Atlanta won two-of-its-last-three and three-of-six to finish at 24-58, marking the first time the Hawks had missed the playoffs after 10 consecutive trips.

Individually, several Hawks had notable seasons, including Dennis Schröder (career-high 19.4 ppg), Kent Bazemore (12.9 ppg and a solid all-around season), second-year man Taurean Prince (played in all 82 games, averaging 14.1 points and making 176 three's) and rookie John Collins, who set several Hawks rookie records while being named to the NBA All-Rookie Second Team.

Altogether, eight Atlanta rookies saw game action on the season, tying the franchise record. The Hawks had 12 players on the final roster (including two-way contracts) with one year or less of NBA experience.

Following the season, the Hawks parted ways with Mike Budenholzer and named Philadelphia 76ers assistant coach Lloyd Pierce as the team's new head coach, continuing the club's new look and youth movement. Rookies Trae Young, Kevin Huerter and Omari Spellman continue the Hawks' youth movement into the 2018-19 campaign.

Adding to the excitment, the Hawks opened the completely transformed and newly-named State Farm Arena at the start of the '18-'19 season as well.

Youth, growth and development took center stage in 2018-19, as the Hawks sported one of the youngest teams in the league. The team began the campaign slowly, but picked up a great deal of momentum in late December, which carried over to the remainder of the season.

Young enjoyed a historic rookie campaign, setting multiple team and NBA rookie marks, leading all first-year players in points and assists, becoming the first rookie to do so in six years. He was named NBA Eastern Conference Rookie of the Month four times (out of the five award cycles) and earned NBA Eastern Conference Player of the Week honors on March 25.

One of the NBA's Most Improved Players, John Collins led all members of the 2017 NBA Draft class with 32 double-doubles, finishing 15th in the NBA in rebounds per game, 16th in field goal percentage and 33rd in scoring.

Rookies Huerter and Spellman also made significant contributions to Atlanta's youthful core.

After beginning the season at 6-23, Atlanta proceeded to go 23-30 the remainder of the way, including a 12-12 over the subsequent 24 games.

The club set a franchise record for three-pointers made in a season (1,067), and knocked down 20-or-more six times. In post-All-Star break action, Atlanta ranked second in the league in scoring (119.9), three-pointers made (366) and three-pointers per game (15.3).

In one of the NBA's most memorable games of the season, the Hawks and Bulls battled at State Farm Arena for four overtimes (68 minutes) on March 1, before Atlanta fell short, 168-161, as Young finished with 49 points, the most by a rookie in 2018-19.

Though the season was cut short (Altanta finished the season at 20-47) by the Coronavirus pandemic that struck the world in 2020, the Hawks saw significant individual growth as the team's future core began to take shape.

Trae Young had a spectacular and historic sophomore season, finishing fourth in the NBA in scoring (29.6) and second in assists (9.3). He was voted as a starter for the Eastern Conference in the 2020 NBA All-Star game in Chicago, leading all East guards in fan voting with 2,829,969 votes, becoming the first Hawk since Dikembe Mutombo in 1998 to be voted as an All-Star starter.

John Collins delivered a tremendously efficient season, compiling 21.6 ppg and 10.1 rpg, becoming the first player in league history to average at least 20 points and 10 rebounds, while shooting at least .550 FGs, .400 3FGs and .800 FTs.

Second-year guard Kevin Huerter overcame early injuries to continue his consistent improvement, while rookies De'Andre Hunter and Cam Reddish had a positive impact in their initial campaigns.

Atlanta acquired veteran center Clint Capela, one of the league's double-double machines and premier rebounders, prior to the trade deadline to add to the young nucleus.

The Hawks started the campaign with two wins but early injuries took a toll as Atlanta slid to 4-16 at the end of November. After an equally difficult December, Atlanta started 2020 at 7-27.

Atlanta went 13-20 the remainder of the way until the season was suspended after the games of March 11.

Among the season's highlights - Young's first career 50-point game on Feb. 20 vs. Miami and two double-overtime wins (on Feb. 9 vs. New York and Mar. 9 vs. Charlotte).

An overriding positive theme throughout all of 2019-20 was the celebration of the final season of Vince Carter's unprecedented 22-year career. The first player in league history to appear in games in four decades, Carter spent the final two seasons of his Hall-of-Fame career in a Hawks uniform. In his final game, he was re-inserted late in the contest and sunk a three-pointer with 13.4 seconds remaining in overtime.



Cam Reddish

ATLANTA HAWKS

HAWKS RETIRED JERSEYS



Lou Hudson



Pete Maravich



Dikembe Mutombo



Bob Pettit



Dominique Wilkins

Uniform Illustrations - Mitch Rood (Hudson/Pettit) / Cliff Lummus (Maravich, Mutombo) / Jordan Shorthouse (Wilkins)

HAWKS PRIMARY LOGOS


St. Louis Hawks pre-Atlanta


Atlanta Hawks 1969-70



Atlanta Hawks 1970-72



Honorary Banner


Atlanta Hawks 1972-1995



Atlanta Hawks Primary Mark 1995-2007


Atlanta Hawks Secondary Mark 2001-2007



Atlanta Hawks Primary Mark 2007-2015


Atlanta Hawks Secondary Mark 2007-2014


Atlanta Hawks Secondary Mark 2014 Primary Partial Mark 2015-2016



Atlanta Hawks Primary Mark 2015-2020


Atlanta Hawks Secondary Mark 2015-2020


Atlanta Hawks Primary Mark 2020-



Atlanta Hawks Global Mark 2020-



Atlanta Hawks Secondary Mark 2020-



Atlanta Hawks Secondary Mark 2020-

Hawks.com /Hawks @ATLHawks

HAWKS INDIVIDUAL HONORS * MVP of All-Star game

NBA COACH OF THE YEAR

2004-15 ..... Mike Budenholzer
1993-94 ..... Lenny Wilkens
1985-86 ..... Michael Fratello
1977-78 ..... Hubie Brown
1967-68 ..... Richie Guerin
1962-63 ..... Harry Gallatin

NBA MVP

1958-59 ..... Bob Pettit
1955-56 ..... Bob Pettit

NBA DEFENSIVE PLAYER OF THE YEAR

1997-98 ..... Dikembe Mutombo
1996-97 ..... Dikembe Mutombo

NBA ROOKIE OF THE YEAR

1954-55 ..... Bob Pettit

NBA SIXTH MAN OF THE YEAR

2009-10 ..... Jamal Crawford

ALL-NBA SELECTIONS

2010-11 ..... Al Horford (3rd)
2009-10 ..... Joe Johnson (3rd)
1997-98 ..... Dikembe Mutombo (3rd)
1992-93 ..... Dominique Wilkins (2nd)
1991-92 ..... Kevin Willis (3rd)
1990-91 ..... Dominique Wilkins (2nd)
1988-89 ..... Dominique Wilkins (3rd)
1987-88 ..... Dominique Wilkins (2nd)
1986-87 ..... Dominique Wilkins (2nd)
1985-86 ..... Dominique Wilkins (1st)
1979-80 ..... Dan Roundfield (2nd)
1972-73 ..... Pete Maravich (2nd)
1969-70 ..... Lou Hudson (2nd) and Bill Bridges (2nd)
1968-69 ..... Bill Bridges (2nd)
1964-65 ..... Bob Pettit (2nd)
1963-64 ..... Bob Pettit (1st)
1962-63 ..... Bob Pettit (1st)
1961-62 ..... Bob Pettit (1st)
1960-61 ..... Bob Pettit (1st)
1959-60 ..... Bob Pettit (1st)
1958-59 ..... Cliff Hagan (2nd), Slater Martin (2nd) and Bob Pettit (1st)

ALL-DEFENSIVE SELECTIONS

2015-16 ..... Paul Millsap (2nd)
2009-10 ..... Josh Smith (2nd)
1998-99 ..... Dikembe Mutombo (2nd) and Mookie Blaylock (2nd)
1997-98 ..... Dikembe Mutombo (1st) and Mookie Blaylock (2nd)
1996-97 ..... Dikembe Mutombo (1st) and Mookie Blaylock (2nd)
1995-96 ..... Mookie Blaylock (2nd)
1994-95 ..... Mookie Blaylock (1st)
1993-94 ..... Mookie Blaylock (1st)
1983-84 ..... Wayne Rollins (1st) and Dan Roundfield (2nd)
1982-83 ..... Wayne Rollins (2nd) and Dan Roundfield (1st)
1981-82 ..... Dan Roundfield (1st)
1980-81 ..... Dan Roundfield (2nd)
1979-80 ..... Eddie Johnson (2nd) and Dan Roundfield (1st)
1978-79 ..... Eddie Johnson (2nd)
1969-70 ..... Joe Caldwell (2nd)
1968-69 ..... Bill Bridges (2nd)
1957-58 ..... Cliff Hagan (2nd), Slater Martin (2nd) and Bob Pettit (1st)
1956-57 ..... Slater Martin (2nd) and Bob Pettit (1st)
1955-56 ..... Bob Pettit (1st)
1954-55 ..... Bob Pettit (1st)
1953-54 ..... Bob Pettit (1st)
1950-51 ..... Frank Brian (2nd)

ALL-ROOKIE TEAM SELECTIONS

2018-19 ..... Trae Young (1st, unanimous selection), Kevin Huerter (2nd)
2017-18 ..... John Collins (2nd)
2007-08 ..... Al Horford (1st, unanimous selection)
2005-06 ..... Marvin Williams (2nd)
2004-05 ..... Josh Childress (2nd) and Josh Smith (2nd)
1999-00 ..... Jason Terry (2nd)
1991-92 ..... Stacey Augmon (1st)
1982-83 ..... Dominique Wilkins
1974-75 ..... John Drew
1973-74 ..... John Brown
1970-71 ..... Pete Maravich
1966-67 ..... Lou Hudson

NBA MOST IMPROVED PLAYER

1997-98 ..... Alan Henderson

NBA SPORTSMANSHIP AWARD

2019-20 ..... Vince Carter
2014-15 ..... Kyle Korver

J WALTER KENNEDY CITIZENSHIP AWARD

1997-98 ..... Steve Smith
1994-95 ..... Joe O'Toole
1989-90 ..... Doc Rivers

NBA IBM AWARD

1988-99 ..... Dikembe Mutombo

NBA EXECUTIVE OF THE YEAR

1986-87 ..... Stan Kasten
1985-86 ..... Stan Kasten

IN ALL-STAR GAMES

2020 ..... Trae Young
2017 ..... Paul Millsap
2016 ..... Paul Millsap
2015 ..... Al Horford, Paul Millsap
2014 ..... Al Horford, Kyle Korver, Paul Millsap, Jeff Teague
Mike Budenholzer (Coach)
2012 ..... Joe Johnson (DNP - Injured)
2011 ..... Al Horford, Joe Johnson
2010 ..... Al Horford, Joe Johnson
2009 ..... Joe Johnson
2008 ..... Joe Johnson
2007 ..... Joe Johnson
2002 ..... Shareef Abdur-Rahim
2001 ..... Dikembe Mutombo
2000 ..... Dikembe Mutombo
1999 ..... No All-Star Game
1998 ..... Dikembe Mutombo
Steve Smith
1997 ..... Christian Laettner
Dikembe Mutombo
1994 ..... Dominique Wilkins
Mookie Blaylock
Lenny Wilkens (Coach)
1993 ..... Dominique Wilkins
1992 ..... Dominique Wilkins
Kevin Willis
1991 ..... Dominique Wilkins
1990 ..... Dominique Wilkins
1989 ..... Dominique Wilkins
Moses Malone
1988 ..... Dominique Wilkins, Glenn Rivers
Michael Fratello (Coach)
1987 ..... Dominique Wilkins
1986 ..... Dominique Wilkins
1982 ..... Dan Roundfield
1981 ..... Dan Roundfield, Eddie Johnson
1980 ..... John Drew, Eddie Johnson
Dan Roundfield
1976 ..... John Drew
1974 ..... Lou Hudson, Pete Maravich
1973 ..... Lou Hudson, Pete Maravich
1972 ..... Lou Hudson
1971 ..... Lou Hudson
1970 ..... Bill Bridges, Joe Caldwell
Lou Hudson
1969 ..... Joe Caldwell, Lou Hudson
1968 ..... Zelmo Beaty
Lenny Wilkens, Bill Bridges
1967 ..... Lenny Wilkens, Bill Bridges
1966 ..... Zelmo Beaty
1965 ..... Bob Pettit, Lenny Wilkens
1964 ..... Bob Pettit, Lenny Wilkens
1963 ..... Bob Pettit, Lenny Wilkens
1962 ..... * Bob Pettit, Cliff Hagan
1961 ..... Bob Pettit, Cliff Hagan
Clyde Lovellette
1960 ..... Bob Pettit, Cliff Hagan
Clyde Lovellette
1959 ..... *Bob Pettit, Cliff Hagan
Slater Martin
1958 ..... *Bob Pettit, Cliff Hagan
Slater Martin
1957 ..... Bob Pettit, Slater Martin
Ed Macauley
1956 ..... *Bob Pettit, Bob Harrison
1955 ..... Bob Pettit, Frank Selvy
1954 ..... Mel Hutchins, Don Sunderlage
1953 ..... Mel Hutchins
1952 ..... Dike Eddleman
1951 ..... Dike Eddleman

HAWKS INDIVIDUAL HONORS

IN ALL-STAR WEEKEND EVENTS

SLAM DUNK COMPETITION
2019 - John Collins
2006 - Josh Smith
2005 - Josh Smith (winner)
1992 - Stacey Augmon
1990 - Dominique Wilkins (winner) and Kenny Smith
1989 - Spud Webb
1988 - Dominique Wilkins
1986 - Dominique Wilkins and Spud Webb (winner)
1985 - Dominique Wilkins (winner)
1984 - Dominique Wilkins

ROOKIE-SOPHOMORE GAME
2020 - Trae Young
2019 - John Collins, Trae Young
2015 - Dennis Schröder, Kenny Atkinson (Coach)
2014 - Pero Antic (selected but unable to play due to injury)
2009 - Al Horford
2008 - Al Horford
2005 - Josh Smith
2001 - Jason Terry
1996 - Alan Henderson

THREE-POINT SHOOTOUT
2020 - Trae Young
2015 - Kyle Korver
2009 - Mike Bibby

NBA PLAYER OF THE WEEK

Week Ending	Player
1/31/00	Dikembe Mutombo
1/30/99	Dikembe Mutombo
1/11/98	Steve Smith
11/9/97	Dikembe Mutombo
12/1/96	Dikembe Mutombo
3/27/94	Kevin Willis
11/24/91	Kevin Willis
1/6/91	Dominique Wilkins
2/14/88	Dominique Wilkins
1/17/88	Dominique Wilkins
12/27/87	Dominique Wilkins
12/14/86	Dominique Wilkins
4/13/86	Dominique Wilkins
12/29/85	Dominique Wilkins
2/3/85	Dominique Wilkins
4/15/84	Dominique Wilkins
12/25/83	Dan Roundfield
4/17/83	Mike Glenn
2/21/82	Eddie Johnson
11/22/81	Dan Roundfield
12/14/80	Dan Roundfield
12/16/79	Dan Roundfield

EASTERN CONFERENCE PLAYER OF THE WEEK

Week Ending	Player
10/28/19	Trae Young
3/24/19	Trae Young
4/11/16	Paul Millsap
1/18/15	Al Horford
1/4/15	Jeff Teague
12/21/14	Al Horford
4/14/14	Jeff Teague
1/27/14	Paul Millsap
12/10/12	Josh Smith
11/26/12	Al Horford
3/26/12	Joe Johnson
11/9/09	Joe Johnson
4/6/08	Joe Johnson
12/23/07	Joe Johnson
12/9/07	Josh Smith
11/12/06	Joe Johnson
12/19/05	Joe Johnson
11/3/02	Glenn Robinson
11/25/01	Shareef Abdur-Rahim

NBA PLAYER OF THE MONTH

Month	Player
February, 1993	Dominique Wilkins
February, 1991	Dominique Wilkins
January, 1986	Dominique Wilkins

EASTERN CONFERENCE PLAYER OF THE MONTH

Month	Player
January, 2015	DeMarre Carroll, Al Horford, Kyle Korver, Paul Millsap, Jeff Teague
March, 2008	Joe Johnson

NBA COACH OF THE MONTH

Month	Coach
November, 1997	Lenny Wilkens
March, 1993	Bob Weiss
December, 1990	Bob Weiss
January, 1986	Mike Fratello

EASTERN CONFERENCE COACH OF THE MONTH

Month	Coach
January, 2015	Mike Budenholzer
December, 2014	Mike Budenholzer
December, 2012	Larry Drew

EASTERN CONFERENCE ROOKIE OF THE MONTH

Month	Player
April, 1992 (NBA)	Stacey Augmon
April, 2007	Shelden Williams
November, 2007	Al Horford
February, 2008	Al Horford
March, 2008	Al Horford
April, 2012	Ivan Johnson
November, 2018	Trae Young
January, 2019	Trae Young
February, 2019	Trae Young
March, 2019	Trae Young
April, 2019	Trae Young

JASON COLLIER MEMORIAL TROPHY

The Jason Collier Memorial Trophy, named after the late Hawks center who passed away on October 15, 2005, is presented annually to the individual who best exemplifies the characteristics Collier displayed off the court as a community ambassador.

2019-20:	John Collins
2018-19:	Kent Bazemore
2017-18:	Malcolm Delaney
2016-17:	Paul Millsap
2015-16:	Mike Muscala
2014-15:	DeMarre Carroll
2013-14:	Kyle Korver
2012-13:	Devin Harris
2011-12:	Zaza Pachulia
2010-11:	Marvin Williams
2009-10:	Josh Smith
2008-09:	Al Horford
2007-08:	Marvin Williams
2006-07:	Josh Childress



2019-20 Jason Collier Memorial Trophy winner John Collins


Trae Young & John Collins
GATORADE

PLAYOFFS



7 RAJON RONDO

ALL-TIME PLAYOFF RESULTS

Year	First Round		Quarter-Finals		Semi-Finals/Conf Finals	Finals		Totals
1950	—	—	—	—	Anderson	1-2	—	1-2
1956	@ Minneapolis	0-1	Minneapolis	2-1	Ft. Wayne	2-3	—	4-5
1957	* Ft. Wayne	1-0	—	—	Minneapolis	3-0	Boston	3-4
	* Minneapolis	1-0	—	—	—	—	—	8-4
1958	—	—	—	—	Detroit	4-1	Boston	4-2	8-3
1959	—	—	—	—	Minneapolis	2-4	—	—	2-4
1960	—	—	—	—	Minneapolis	4-3	Boston	3-4	7-7
1961	—	—	—	—	Los Angeles	4-3	Boston	1-4	5-7
1963	—	—	Detroit	3-1	Los Angeles	3-4	—	—	6-5
1964	—	—	Los Angeles	3-2	San Francisco	3-4	—	—	6-6
1965	—	—	Baltimore	1-3	—	—	—	—	1-3
1966	—	—	Baltimore	3-0	Los Angeles	3-4	—	—	6-4
1967	—	—	Chicago	3-0	San Francisco	2-4	—	—	5-4
1968	—	—	San Francisco	2-4	—	—	—	—	2-4
1969	—	—	San Diego	4-2	Los Angeles	1-4	—	—	5-6
1970	—	—	Chicago	4-1	Los Angeles	0-4	—	—	4-5
1971	—	—	New York	1-4	—	—	—	—	1-4
1972	—	—	Boston	2-4	—	—	—	—	2-4
1973	—	—	Boston	2-4	—	—	—	—	2-4
1978	Washington	0-2	—	—	—	—	—	—	0-2
1979	Houston	2-0	Washington	3-4	—	—	—	—	5-4
1980	—	—	Philadelphia	1-4	—	—	—	—	1-4
1982	Philadelphia	0-2	—	—	—	—	—	—	0-2
1983	Boston	1-2	—	—	—	—	—	—	1-2
1984	Milwaukee	2-3	—	—	—	—	—	—	2-3
1986	Detroit	3-1	Boston	1-4	—	—	—	—	4-5
1987	Indiana	3-1	Detroit	1-4	—	—	—	—	4-5
1988	Milwaukee	3-2	Boston	3-4	—	—	—	—	6-6
1989	Milwaukee	2-3	—	—	—	—	—	—	2-3
1991	Detroit	2-3	—	—	—	—	—	—	2-3
1993	Chicago	0-3	—	—	—	—	—	—	0-3
1994	Miami	3-2	Indiana	2-4	—	—	—	—	5-6
1995	Indiana	0-3	—	—	—	—	—	—	0-3
1996	Indiana	3-2	Orlando	1-4	—	—	—	—	4-6
1997	Detroit	3-2	Chicago	1-4	—	—	—	—	4-6
1998	Charlotte	1-3	—	—	—	—	—	—	1-3
1999	Detroit	3-2	New York	0-4	—	—	—	—	3-6
2008	Boston	3-4			—	—	—	—	3-4
2009	Miami	4-3	Cleveland	0-4	—	—	—	—	4-7
2010	Milwaukee	4-3	Orlando	0-4	—	—	—	—	4-7
2011	Orlando	4-2	Chicago	2-4	—	—	—	—	6-6
2012	Boston	2-4	—	—	—	—	—	—	2-4
2013	Indiana	2-4	—	—	—	—	—	—	2-4
2014	Indiana	3-4	—	—	—	—	—	—	3-4
2015	Brooklyn	4-2	Washington	4-2	Cleveland	0-4	—	—	8-8
2016	Boston	4-2	Cleveland	0-4	—	—	—	—	4-6
2017	Washington	2-4	—	—	—	—	—	—	2-4
TOTALS		65-69		49-80		32-44		11-14	157-207

@ Western Division: 2nd Place Game * Western Division tiebreakers

HAWKS PLAYOFF SCORES

TRI - CITIES HAWKS (1 - 2)

1949-50 (1-2)
Western Division Semifinals (1-2)
March 21 ..... L ..... Tri-Cities 77 at Anderson 89 (-12)
March 23 ..... W ..... Anderson 75 at Tri-Cities 76 (+1)
March 24 ..... L ..... Tri-Cities 71 at Anderson 94 (-23)

ST. LOUIS HAWKS (60 - 56)

1955-56 (4-5)
March 16 (Western Div. Second Place Game) Mpls 103 at St. Louis 97 (-6)
Western Division Semifinals (2-1)
March 17 ..... W ..... Minneapolis 115 at St. Louis 116 (+1)
March 19 ..... L ..... St. Louis 75 at Minneapolis 133 (-58)
March 21 ..... W ..... St. Louis 116 at Minneapolis 115 (+1)

Western Division Finals (2-3)
March 22 ..... W ..... St. Louis 86 at Ft. Wayne 85 (+1)
March 24 ..... W ..... Ft. Wayne 74 at St. Louis 84 (+10)
March 25 ..... L ..... St. Louis 84 at Ft. Wayne 107 (-23)
March 27 ..... L ..... Ft. Wayne 93 at St. Louis 84 (-9)
March 29 ..... L ..... St. Louis 97 at Ft. Wayne 102 (-5)

1956-57 (8-4)
Western Division Tiebreaker (2-0)
March 14 ..... W ..... Ft. Wayne 103 at St. Louis 115 (+12)
March 16 ..... W ..... Minneapolis 111 at St. Louis 114 (+3)

Western Division Finals (3-0)
March 21 ..... W ..... Minneapolis 109 at St. Louis 118 (+9)
March 24 ..... W ..... Minneapolis 104 at St. Louis 106 (+2)
March 25 ..... W ..... St. Louis 143 at Minneapolis 135 (+8)

World Championship Series (3-4)
March 30 ..... W ..... St. Louis 125 at Boston 123 (+2)
March 31 ..... L ..... St. Louis 99 at Boston 119 (-20)
April 6 ..... W ..... Boston 98 at St. Louis 100 (+2)
April 7 ..... L ..... Boston 123 at St. Louis 118 (-5)
April 9 ..... L ..... St. Louis 109 at Boston 124 (-15)
April 11 ..... W ..... Boston 94 at St. Louis 96 (+2)
April 13 ..... L ..... St. Louis 123 at Boston 125 (-2)

1957-58 (8-3)
Western Division Finals (4-1)
March 19 ..... W ..... Detroit 111 at St. Louis 114 (+3)
March 22 ..... W ..... St. Louis 99 at Detroit 96 (+3)
March 23 ..... L ..... Detroit 109 at St. Louis 89 (-20)
March 25 ..... W ..... St. Louis 145 at Detroit 101 (+44)
March 27 ..... W ..... Detroit 96 at St. Louis 120 (+24)

World Championship Series (4-2)
March 29 ..... W ..... St. Louis 104 at Boston 102 (+2)
March 30 ..... L ..... St. Louis 112 at Boston 136 (-24)
April 2 ..... W ..... Boston 108 at St. Louis 111 (+3)
April 5 ..... L ..... Boston 109 at St. Louis 98 (-11)
April 9 ..... W ..... St. Louis 102 at Boston 100 (+2)
April 12 ..... W ..... Boston 109 at St. Louis 110 (+1)

1958-59 (2-4)
Western Division Finals (2-4)
March 21 ..... W ..... Minneapolis 90 at St. Louis 124 (+34)
March 22 ..... L ..... St. Louis 98 at Minneapolis 106 (-8)
March 24 ..... W ..... Minneapolis 97 at St. Louis 127 (+30)
March 26 ..... L ..... St. Louis 98 at Minneapolis 108 (-10)
March 28 ..... L ..... Minneapolis 98 at St. Louis 97 (-1)
March 29 ..... L ..... St. Louis 104 at Minneapolis 106 (-2)

1959-60 (7-7)
Western Division Finals (4-3)
March 16 ..... W ..... Minneapolis 99 at St. Louis 112 (+13)
March 17 ..... L ..... Minneapolis 120 at St. Louis 113 (-7)
March 19 ..... W ..... St. Louis 93 at Minneapolis 89 (+4)
March 20 ..... L ..... St. Louis 101 at Minneapolis 103 (-2)
March 22 ..... L ..... Minneapolis 117 at St. Louis 110 (-7)
March 24 ..... W ..... St. Louis 117 at Minneapolis 96 (+21)
March 26 ..... W ..... Minneapolis 86 at St. Louis 97 (+11)

World Championship Series (3-4)
March 27 ..... L ..... St. Louis 122 at Boston 140 (-18)
March 29 ..... W ..... St. Louis 113 at Boston 103 (+10)
April 2 ..... L ..... Boston 102 at St. Louis 86 (-16)
April 3 ..... W ..... Boston 96 at St. Louis 106 (+10)
April 5 ..... L ..... St. Louis 102 at Boston 127 (-25)
April 7 ..... W ..... Boston 102 at St. Louis 105 (+3)
April 9 ..... L ..... St. Louis 103 at Boston 122 (-19)

HAWKS PLAYOFF SCORES, CONT.

1960-61 (5-7)
Western Division Finals (4-3)
March 21 ..... L ..... Los Angeles 122 at St. Louis 118 (-4)
March 22 ..... W ..... Los Angeles 106 at St. Louis 121 (+15)
March 24 ..... L ..... St. Louis 112 at Los Angeles 118 (-6)
March 25 ..... W ..... St. Louis 118 at Los Angeles 117 (+1)
March 27 ..... L ..... Los Angeles 121 at St. Louis 112 (-9)
March 29 ..... W ..... St. Louis 114 at Los Angeles 113 (+1)
April 1 ..... W ..... Los Angeles 103 at St. Louis 105 (+2)

World Championship Series (1-4)
April 2 ..... L ..... St. Louis 95 at Boston 129 (-34)
April 5 ..... L ..... St. Louis 108 at Boston 116 (-8)
April 8 ..... W ..... Boston 120 at St. Louis 124 (+4)
April 9 ..... L ..... Boston 119 at St. Louis 104 (-15)
April 11 ..... L ..... St. Louis 112 at Boston 121 (-9)

1962-63 (6-5)
Western Division Semifinals (3-1)
March 20 ..... W ..... Detroit 99 at St. Louis 118 (+19)
March 22 ..... W ..... Detroit 108 at St. Louis 122 (+14)
March 24 ..... L ..... St. Louis 103 at Detroit 107 (-4)
March 26 ..... W ..... St. Louis 104 at Detroit 100 (+4)

Western Division Finals (3-4)
March 31 ..... L ..... St. Louis 104 at Los Angeles 112 (-8)
April 2 ..... L ..... St. Louis 99 at Los Angeles 101 (-2)
April 4 ..... W ..... Los Angeles 112 at St. Louis 125 (+13)
April 6 ..... W ..... Los Angeles 114 at St. Louis 124 (+10)
April 7 ..... L ..... St. Louis 100 at Los Angeles 123 (-23)
April 9 ..... W ..... Los Angeles 113 at St. Louis 121 (+8)
April 11 ..... L ..... St. Louis 100 at Los Angeles 115 (-15)

1963-64 (6-6)
Western Division Semifinals (3-2)
March 21 ..... W ..... Los Angeles 104 at St. Louis 115 (+11)
March 22 ..... W ..... Los Angeles 90 at St. Louis 106 (+16)
March 25 ..... L ..... St. Louis 105 at Los Angeles 107 (-2)
March 28 ..... L ..... St. Louis 88 at Los Angeles 97 (-9)
March 30 ..... W ..... Los Angeles 108 at St. Louis 121 (+13)

Western Division Finals (3-4)
April 1 ..... W ..... St. Louis 116 at San Francisco 111 (+5)
April 3 ..... L ..... St. Louis 85 at San Francisco 120 (-35)
April 5 ..... W ..... San Francisco 109 at St. Louis 113 (+4)
April 8 ..... L ..... San Francisco 111 at St. Louis 109 (-2)
April 10 ..... L ..... St. Louis 97 at San Francisco 121 (-24)
April 12 ..... W ..... San Francisco 95 at St. Louis 123 (+28)
April 16 ..... L ..... St. Louis 95 at San Francisco 105 (-10)

1964-65 (1-3)
Western Division Semifinals (1-3)
March 24 ..... L ..... Baltimore 108 at St. Louis 105 (-3)
March 26 ..... W ..... Baltimore 105 at St. Louis 129 (+24)
March 27 ..... L ..... St. Louis 99 at Baltimore 131 (-32)
March 30 ..... L ..... St. Louis 103 at Baltimore 109 (-6)

1965-66 (6-4)
Western Division Semifinals (3-0)
March 24 ..... W ..... St. Louis 113 at Baltimore 111 (+2)
March 27 ..... W ..... St. Louis 105 at Baltimore 100 (+5)
March 30 ..... W ..... Baltimore 112 at St. Louis 121 (+9)

Western Division Finals (3-4)
April 1 ..... L ..... St. Louis 106 at Los Angeles 129 (-23)
April 3 ..... L ..... St. Louis 116 at Los Angeles 125 (-9)
April 6 ..... W ..... Los Angeles 113 at St. Louis 120 (+7)
April 9 ..... L ..... Los Angeles 107 at St. Louis 95 (-12)
April 10 ..... W ..... St. Louis 112 at Los Angeles 100 (+12)
April 13 ..... W ..... Los Angeles 127 at St. Louis 131 (+4)
April 15 ..... L ..... St. Louis 121 at Los Angeles 130 (-9)

1966-67 (5-4)
Western Division Semifinals (3-0)
March 21 ..... W ..... Chicago 100 at St. Louis 114 (+14)
March 23 ..... W ..... St. Louis 113 at Chicago 107 (+6)
March 25 ..... W ..... Chicago 106 at St. Louis 119 (+13)

Western Division Finals (2-4)
March 30 ..... L ..... St. Louis 115 at San Francisco 117 (-2)
April 1 ..... L ..... St. Louis 136 at San Francisco 143 (-7)
April 5 ..... W ..... San Francisco 109 at St. Louis 115 (+6)
April 8 ..... W ..... San Francisco 104 at St. Louis 109 (+5)
April 10 ..... L ..... St. Louis 102 at San Francisco 123 (-21)
April 12 ..... L ..... San Francisco 112 at St. Louis 107 (-5)

1967-68 (2-4)
Western Division Semifinals (2-4)
March 22 ..... L ..... San Francisco 111 at St. Louis 106 (-5)
March 23 ..... W ..... San Francisco 103 at St. Louis 111 (+8)
March 26 ..... L ..... St. Louis 109 at San Francisco 124 (-15)
March 29 ..... L ..... St. Louis 107 at San Francisco 108 (-1)
March 31 ..... W ..... San Francisco 103 at St. Louis 129 (+26)
April 2 ..... L ..... St. Louis 106 at San Francisco 111 (-5)

ATLANTA HAWKS (79 - 127)

1968-69 (5-6)
Western Division Semifinals (4-2)
March 27 ..... W ..... San Diego 98 at Atlanta 107 (+9)
March 29 ..... W ..... San Diego 114 at Atlanta 116 (+2)
April 1 ..... L ..... Atlanta 97 at San Diego 104 (-7)
April 4 ..... L ..... Atlanta 112 at San Diego 114 (-2)
April 6 ..... W ..... San Diego 101 at Atlanta 112 (+11)
April 7 ..... W ..... Atlanta 108 at San Diego 106 (+2)

Western Division Finals (1-4)
April 11 ..... L ..... Atlanta 93 at Los Angeles 95 (-2)
April 13 ..... L ..... Atlanta 102 at Los Angeles 104 (-2)
April 15 ..... W ..... Los Angeles 80 at Atlanta 99 (+19)
April 17 ..... L ..... Los Angeles 100 at Atlanta 85 (-15)
April 20 ..... L ..... Atlanta 96 at Los Angeles 104 (-8)

1969-70 (4-5)
Western Division Semifinals (4-1)
March 24 ..... W ..... Chicago 111 at Atlanta 129 (+18)
March 28 ..... W ..... Chicago 104 at Atlanta 124 (+20)
March 31 ..... L ..... Atlanta 106 at Chicago 101 (+5)
April 3 ..... L ..... Atlanta 120 at Chicago 131 (-11)
April 5 ..... W ..... Chicago 107 at Atlanta 113 (+6)

Western Division Finals (0-4)
April 12 ..... L ..... Los Angeles 119 at Atlanta 115 (-4)
April 14 ..... L ..... Los Angeles 105 at Atlanta 94 (-11)
April 16 ..... L ..... Atlanta 114 at Los Angeles 115 (-1)
April 19 ..... L ..... Atlanta 114 at Los Angeles 133 (-19)

1970-71 (1-4)
Eastern Conference Semifinals (1-4)
March 25 ..... L ..... Atlanta 101 at New York 112 (-11)
March 27 ..... W ..... Atlanta 113 at New York 104 (+9)
March 28 ..... L ..... New York 110 at Atlanta 95 (-15)
March 30 ..... L ..... New York 113 at Atlanta 107 (-6)
April 1 ..... L ..... Atlanta 107 at New York 111 (-4)

1971-72 (2-4)
Eastern Conference Semifinals (2-4)
March 29 ..... L ..... Atlanta 108 at Boston 126 (-18)
March 31 ..... W ..... Boston 104 at Atlanta 113 (+9)
April 2 ..... L ..... Atlanta 113 at Boston 136 (-23)
April 4 ..... W ..... Boston 110 at Atlanta 112 (+2)
April 7 ..... L ..... Atlanta 114 at Boston 124 (-10)
April 9 ..... L ..... Boston 127 at Atlanta 118 (-9)

1972-73 (2-4)
Eastern Conference Semifinals (2-4)
April 1 ..... L ..... Atlanta 109 at Boston 134 (-25)
April 4 ..... L ..... Boston 126 at Atlanta 113 (-13)
April 6 ..... W ..... Atlanta 118 at Boston 105 (+13)
April 8 ..... W ..... Boston 94 at Atlanta 97 (+3)
April 11 ..... L ..... Atlanta 101 at Boston 108 (-7)
April 13 ..... L ..... Boston 121 at Atlanta 103 (-18)

1977-78 (0-2)
Eastern Conference First Round (0-2)
April 12 ..... L ..... Atlanta 94 at Washington 103 (-9)
April 14 ..... L ..... Washington 107 at Atlanta 103 (-4)

1978-79 (5-4)
Eastern Conference First Round (2-0)
April 11 ..... W ..... Atlanta 109 at Houston 106 (+3)
April 13 ..... W ..... Houston 91 at Atlanta 100 (+9)

Eastern Conference Semifinals (3-4)
April 15 ..... L ..... Atlanta 89 at Washington 103 (-14)
April 17 ..... W ..... Atlanta 107 at Washington 99 (+8)
April 20 ..... L ..... Washington 89 at Atlanta 77 (-12)
April 22 ..... L ..... Washington 120 at Atlanta 118 (-2)
April 24 ..... W ..... Atlanta 107 at Washington 103 (+4)
April 26 ..... W ..... Washington 86 at Atlanta 104 (+18)
April 29 ..... L ..... Atlanta 94 at Washington 100 (-6)

1979-80 (1-4)
Eastern Conference Semifinals (1-4)
April 6 ..... L ..... Atlanta 104 at Philadelphia 107 (-3)
April 9 ..... L ..... Atlanta 92 at Philadelphia 99 (-7)
April 10 ..... W ..... Philadelphia 93 at Atlanta 105 (+12)
April 13 ..... L ..... Philadelphia 107 at Atlanta 83 (-24)
April 15 ..... L ..... Atlanta 100 at Philadelphia 105 (-5)

1981-82 (0-2)
Eastern Conference First Round (0-2)
April 21 ..... L ..... Atlanta 76 at Philadelphia 111 (-35)
April 23 ..... L ..... Philadelphia 98 at Atlanta 95 (-3)

Eastern Conference Semifinals (2-4)
May 2 ..... W ..... Atlanta 103 at Chicago 95 (+8)
May 4 ..... L ..... Atlanta 73 at Chicago 86 (-13)
May 6 ..... L ..... Chicago 99 at Atlanta 82 (-17)
May 8 ..... W ..... Chicago 88 at Atlanta 100 (+12)
May 10 ..... L ..... Atlanta 83 at Chicago 95 (-12)
May 12 ..... L ..... Chicago 93 at Atlanta 73 (-20)

HAWKS PLAYOFF SCORES, CONT.

1982-83 (1-2)
Eastern Conference First Round (1-2)
April 19 ... L ... Atlanta 95 at Boston 103 (-8)
April 22 ... W ... Boston 93 at Atlanta 95 (+2)
April 24 ... L ... Atlanta 79 at Boston 98 (-19)

1983-84 (2-3)
Eastern Conference First Round (2-3)
April 17 ... L ... Atlanta 89 at Milwaukee 105 (-16)
April 19 ... L ... Atlanta 87 at Milwaukee 101 (-14)
April 21 ... W ... Milwaukee 94 at Atlanta 103 (+9)
April 24 ... W ... Milwaukee 97 at Atlanta 100 (+3)
April 26 ... L ... Atlanta 89 at Milwaukee 118 (-29)

1985-86 (4-5)
Eastern Conference First Round (3-1)
April 17 ... W ... Detroit 122 at Atlanta 140 (+18)
April 19 ... W ... Detroit 125 at Atlanta 137 (+12)
April 22 ... L ... Atlanta 97 at Detroit 106 (-9)
April 25 ... W ... Atlanta 114 at Detroit 113 (+1)

Eastern Conference Semifinals (1-4)
April 27 ... L ... Atlanta 91 at Boston 103 (-12)
April 29 ... L ... Atlanta 108 at Boston 119 (-11)
May 2 ... L ... Boston 111 at Atlanta 107 (-4)
May 4 ... W ... Boston 94 at Atlanta 106 (+12)
May 6 ... L ... Atlanta 99 at Boston 132 (-33)

1986-87 (4-5)
Eastern Conference First Round (3-1)
April 24 ... W ... Indiana 94 at Atlanta 110 (+16)
April 26 ... W ... Indiana 93 at Atlanta 94 (+1)
April 29 ... L ... Atlanta 87 at Indiana 96 (-9)
May 1 ... W ... Atlanta 101 at Indiana 97 (+4)

Eastern Conference Semifinals (1-4)
May 3 ... L ... Detroit 112 at Atlanta 111 (-1)
May 5 ... W ... Detroit 102 at Atlanta 115 (+13)
May 8 ... L ... Atlanta 99 at Detroit 108 (-9)
May 10 ... L ... Atlanta 88 at Detroit 89 (-1)
May 13 ... L ... Detroit 101 at Atlanta 96 (-5)

1987-88 (6-6)
Eastern Conference First Round (3-2)
April 29 ... W ... Milwaukee 107 at Atlanta 110 (+3)
May 1 ... W ... Milwaukee 97 at Atlanta 104 (+7)
May 4 ... L ... Atlanta 115 at Milwaukee 123 (-8)
May 6 ... L ... Atlanta 99 at Milwaukee 105 (-6)
May 8 ... W ... Milwaukee 111 at Atlanta 121 (+10)

Eastern Conference Semifinals (3-4)
May 11 ... L ... Atlanta 101 at Boston 110 (-9)
May 13 ... L ... Atlanta 97 at Boston 108 (-11)
May 15 ... W ... Boston 92 at Atlanta 110 (+18)
May 16 ... W ... Boston 109 at Atlanta 118 (+9)
May 18 ... W ... Atlanta 112 at Boston 104 (+8)
May 20 ... L ... Boston 102 at Atlanta 100 (-2)
May 22 ... L ... Atlanta 116 at Boston 118 (-2)

1988-89 (2-3)
Eastern Conference First Round (2-3)
April 27 ... W ... Milwaukee 92 at Atlanta 100 (+8)
April 29 ... L ... Milwaukee 108 at Atlanta 98 (-10)
May 2 ... L ... Atlanta 113 at Milwaukee 117 (-4)
May 5 ... W ... Atlanta 113 at Milwaukee 106 (+7)
May 7 ... L ... Milwaukee 96 at Atlanta 92 (-4)

1990-91 (2-3)
Eastern Conference First Round (2-3)
April 26 ... W ... Atlanta 103 at Detroit 98 (+5)
April 28 ... L ... Atlanta 88 at Detroit 101 (-13)
April 30 ... L ... Detroit 103 at Atlanta 91 (-12)
May 2 ... W ... Detroit 111 at Atlanta 123 (+12)
May 5 ... L ... Atlanta 81 at Detroit 113 (-32)

1992-93 (0-3)
Eastern Conference First Round (0-3)
April 30 ... L ... Atlanta 90 at Chicago 114 (-24)
May 2 ... L ... Atlanta 102 at Chicago 117 (-15)
May 4 ... L ... Chicago 98 at Atlanta 88 (-10)

1993-94 (5-6)
Eastern Conference First Round (3-2)
April 28 ... L ... Miami 93 at Atlanta 88 (-5)
April 30 ... W ... Miami 86 at Atlanta 104 (+18)
May 3 ... L ... Atlanta 86 at Miami 90 (-4)
May 5 ... W ... Atlanta 103 at Miami 89 (+14)
May 8 ... W ... Miami 91 at Atlanta 102 (+11)

Eastern Conference Semifinals (2-4)
May 10 ... L ... Indiana 96 at Atlanta 85 (-11)
May 12 ... W ... Indiana 69 at Atlanta 92 (+23)
May 14 ... L ... Atlanta 81 at Indiana 101 (-20)
May 15 ... L ... Atlanta 86 at Indiana 102 (-16)
May 17 ... W ... Indiana 76 at Atlanta 88 (+12)
May 19 ... L ... Atlanta 79 at Indiana 98 (-19)

1994-95 (0-3)
Eastern Conference First Round (0-3)
April 27 ... L ... Atlanta 82 at Indiana 90 (-8)
April 29 ... L ... Atlanta 97 at Indiana 105 (-8)
May 2 ... L ... Indiana 105 at Atlanta 89 (-16)

1995-96 (4-6)
Eastern Conference First Round (3-2)
April 25 ... W ... Atlanta 92 at Indiana 80 (+12)
April 27 ... L ... Atlanta 94 at Indiana 102 (ot) (-8)
April 29 ... W ... Indiana 83 at Atlanta 90 (+7)
May 2 ... L ... Indiana 83 at Atlanta 75 (-8)
May 5 ... W ... Atlanta 89 at Indiana 87 (+2)

Eastern Conference Semifinals (1-4)
May 8 ... L ... Atlanta 105 at Orlando 117 (-12)
May 10 ... L ... Atlanta 94 at Orlando 120 (-26)
May 12 ... L ... Orlando 103 at Atlanta 96 (-7)
May 13 ... W ... Orlando 99 at Atlanta 104 (+5)
May 15 ... L ... Atlanta 88 at Orlando 96 (-8)

1996-97 (4-6)
Eastern Conference First Round (3-2)
April 25 ... W ... Detroit 75 at Atlanta 89 (+14)
April 27 ... L ... Detroit 93 at Atlanta 80 (-13)
April 29 ... L ... Atlanta 91 at Detroit 99 (-8)
May 2 ... W ... Atlanta 94 at Detroit 82 (+12)
May 4 ... W ... Detroit 79 at Atlanta 84 (+5)

Eastern Conference Semifinals (1-4)
May 6 ... L ... Atlanta 97 at Chicago 100 (-3)
May 8 ... W ... Atlanta 103 at Chicago 95 (+8)
May 10 ... L ... Chicago 100 at Atlanta 80 (-20)
May 11 ... L ... Chicago 89 at Atlanta 80 (-9)
May 13 ... L ... Atlanta 92 at Chicago 107 (-15)

1997-98 (1-3)
Eastern Conference First Round (1-3)
April 23 ... L ... Atlanta 87 at Charlotte 97 (-10)
April 25 ... L ... Atlanta 85 at Charlotte 92 (-7)
April 28 ... W ... Charlotte 64 at Atlanta 96 (+32)
May 1 ... L ... Charlotte 91 at Atlanta 82 (-9)

1998-99 (3-6)
Eastern Conference First Round (3-2)
May 8 ... W ... Detroit 70 at Atlanta 90 (+20)
May 10 ... W ... Detroit 69 at Atlanta 89 (+20)
May 12 ... L ... Atlanta 63 at Detroit 79 (-16)
May 14 ... L ... Atlanta 82 at Detroit 103 (-21)
May 16 ... W ... Detroit 75 at Atlanta 87 (+12)

Eastern Conference Semifinals (0-4)
May 18 ... L ... New York 100 at Atlanta 92 (-8)
May 20 ... L ... New York 77 at Atlanta 70 (-7)
May 23 ... L ... Atlanta 78 at New York 90 (-12)
May 24 ... L ... Atlanta 66 at New York 79 (-13)

2007-08 (3-4)
Eastern Conference First Round (3-4)
April 20 ... L ... Atlanta 81 at Boston 104 (-23)
April 23 ... L ... Atlanta 77 at Boston 96 (-19)
April 26 ... W ... Boston 93 at Atlanta 102 (+9)
April 28 ... W ... Boston 92 at Atlanta 97 (+5)
April 30 ... L ... Atlanta 85 at Boston 110 (-25)
May 2 ... W ... Boston 100 at Atlanta 103 (+3)
May 4 ... L ... Atlanta 65 at Boston 99 (-34)

2008-09 (4-7)
Eastern Conference First Round (4-3)
April 19 ... W ... Miami 64 at Atlanta 90 (+26)
April 22 ... L ... Miami 108 at Atlanta 93 (-15)
April 25 ... L ... Atlanta 78 at Miami 107 (-29)
April 27 ... W ... Atlanta 81 at Miami 71 (+10)
April 29 ... W ... Miami 91 at Atlanta 106 (+15)
May 1 ... L ... Atlanta 72 at Miami 98 (-26)
May 3 ... W ... Miami 78 at Atlanta 91 (+13)

Eastern Conference Semifinals (0-4)
May 5 ... L ... Atlanta 72 at Cleveland 99 (-27)
May 7 ... L ... Atlanta 85 at Cleveland 105 (-20)
May 9 ... L ... Cleveland 97 at Atlanta 82 (-15)
May 11 ... L ... Cleveland 84 at Atlanta 74 (-10)

2009-10 (4-7)
Eastern Conference First Round (4-3)
April 17 ... W ... Milwaukee 92 at Atlanta 102 (+10)
April 20 ... W ... Milwaukee 86 at Atlanta 96 (+10)
April 24 ... L ... Atlanta 89 at Milwaukee 107 (-18)
April 26 ... L ... Atlanta 104 at Milwaukee 111 (-7)
April 28 ... L ... Milwaukee 91 at Atlanta 87 (-4)
April 30 ... W ... Atlanta 83 at Milwaukee 69 (+14)
May 2 ... W ... Milwaukee 74 at Atlanta 95 (+21)

Eastern Conference Semifinals (0-4)
May 4 ... L ... Atlanta 71 at Orlando 114 (-43)
May 6 ... L ... Atlanta 98 at Orlando 112 (-14)
May 8 ... L ... Orlando 105 at Atlanta 75 (-30)
May 10 ... L ... Orlando 98 at Atlanta 84 (-14)

2010-11 (6-6)
Eastern Conference First Round (4-2)
April 16 ... W ... Atlanta 103 at Orlando 93 (+10)
April 19 ... L ... Atlanta 82 at Orlando 88 (-6)
April 22 ... W ... Orlando 84 at Atlanta 88 (+4)
April 24 ... W ... Orlando 85 at Atlanta 88 (+3)
April 26 ... L ... Atlanta 76 at Orlando 101 (-25)
April 28 ... W ... Orlando 81 at Atlanta 84 (+3)

HAWKS PLAYOFF SCORES, CONT.

2011-12 (2-4)
Eastern Conference First Round (2-4)
April 29 ... W ... Boston 74 at Atlanta 83 (+9)
May 1 ... L ... Boston 87 at Atlanta 80 (-7)
May 4 ... L ... Atlanta 84 at Boston 90 OT (-6)
May 6 ... L ... Atlanta 79 at Boston 101 (-22)
May 8 ... W ... Boston 86 at Atlanta 87 (+1)
May 10 ... L ... Atlanta 80 at Boston 83 (-3)

2012-13 (2-4)
Eastern Conference First Round (2-4)
April 21 ... L ... Atlanta 90 at Indiana 107 (-17)
April 24 ... L ... Atlanta 98 at Indiana 113 (-15)
April 27 ... W ... Indiana 69 at Atlanta 90 (+21)
April 29 ... W ... Indiana 91 at Atlanta 102 (+11)
May 1 ... L ... Atlanta 83 at Indiana 106 (-23)
May 3 ... L ... Indiana 81 at Atlanta 73 (-8)

2013-14 (3-4)
Eastern Conference First Round (3-4)
April 19 ... W ... Atlanta 101 at Indiana 93 (+8)
April 22 ... L ... Atlanta 85 at Indiana 101 (-16)
April 24 ... W ... Indiana 85 at Atlanta 98 (+13)
April 26 ... L ... Indiana 91 at Atlanta 88 (-3)
April 28 ... W ... Atlanta 107 at Indiana 97 (+10)
May 1 ... L ... Indiana 95 at Atlanta 88 (-7)
May 3 ... L ... Atlanta 80 at Indiana 92 (-12)

2014-15 (8-8)
Eastern Conference First Round (4-2)
April 19 ... W ... Brooklyn 92 at Atlanta 99 (+7)
April 22 ... W ... Brooklyn 91 at Atlanta 96 (+5)
April 25 ... L ... Atlanta 83 at Brooklyn 91 (-8)
April 27 ... L ... Atlanta 115 at Brooklyn 120, OT (-5)
April 29 ... W ... Brooklyn 97 at Atlanta 107 (+10)
May 1 ... W ... Atlanta 111 at Brooklyn 87 (+24)

Eastern Conference Semifinals (4-2)
May 3 ... L ... Washington 104 at Atlanta 98 (-6)
May 5 ... W ... Washington 90 at Atlanta 106 (+16)
May 9 ... L ... Atlanta 101 at Washington 103 (-2)
May 11 ... W ... Atlanta 106 at Washington 101 (+5)
May 13 ... W ... Washington 81 at Atlanta 82 (+1)
May 15 ... W ... Atlanta 94 at Washington 91 (+3)

Eastern Conference Finals (0-4)
May 20 ... L ... Cleveland 97 at Atlanta 89 (-8)
May 22 ... L ... Cleveland 94 at Atlanta 82 (-12)
May 24 ... L ... Atlanta 111 at Cleveland 114, OT (-3)
May 26 ... L ... Atlanta 88 at Cleveland 118 (-30)

2015-16 (4-6)
Eastern Conference First Round (4-2)
April 16 ... W ... Boston 101 at Atlanta 102 (+1)
April 19 ... W ... Boston 72 at Atlanta 89 (+17)
April 22 ... L ... Atlanta 103 at Boston 111 (-8)
April 24 ... L ... Atlanta 95 at Boston 104, OT (-9)
April 26 ... W ... Boston 83 at Atlanta 110 (+27)
April 28 ... W ... Atlanta 104 at Boston 92 (+12)

Eastern Conference Semifinals (0-4)
May 2 ... L ... Atlanta 93 at Cleveland 104 (-11)
May 4 ... L ... Atlanta 98 at Cleveland 123 (-25)
May 6 ... L ... Cleveland 121 at Atlanta 108 (-13)
May 8 ... L ... Cleveland 100 at Atlanta 99 (-1)

2016-17 (2-4)
Eastern Conference First Round (2-4)
April 16 ... L ... Atlanta 107 at Washington 114 (-7)
April 19 ... L ... Atlanta 101 at Washington 109 (-8)
April 22 ... W ... Washington 98 at Atlanta 116 (+18)
April 24 ... W ... Washington 101 at Atlanta 111 (+10)
April 26 ... L ... Atlanta 99 at Washington 103 (-4)
April 28 ... L ... Washington 115 at Atlanta 99 (-16)

2020 NBA PLAYOFFS

FIRST ROUND

EASTERN CONFERENCE

MILWAUKEE vs. ORLANDO
Bucks win series, 4-1

Aug. 18	Orl.	122	at	Mil.	110	
Aug. 20	Orl.	96	at	Mil.	111	
Aug. 22	Mil.	121	at	Orl.	107	
Aug. 24	Mil.	121	at	Orl.	106	
Aug. 29	Orl.	104	at	Mil.	118	

TORONTO vs. BROOKLYN
Raptors win series, 4-0

Aug. 17	Bkn.	110	at	Tor.	134	
Aug. 19	Bkn.	99	at	Tor.	104	
Aug. 21	Tor.	117	at	Bkn.	92	
Aug. 23	Tor.	150	at	Bkn.	122	

BOSTON vs. PHILADELPHIA
Celtics win series, 4-0

Aug. 17	Phi.	101	at	Bos.	109	
Aug. 19	Phi.	101	at	Bos.	128	
Aug. 21	Bos.	102	at	Phi.	94	
Aug. 23	Bos.	110	at	Phi.	106	

INDIANA vs. MIAMI
Heat win series, 4-0

Aug. 18	Mia.	113	at	Ind.	101	
Aug. 20	Mia.	109	at	Ind.	100	
Aug. 22	Ind.	115	at	Mia.	124	
Aug. 24	Ind.	87	at	Mia.	99	

WESTERN CONFERENCE

LA LAKERS vs. PORTLAND
Lakers win series, 4-1

Aug. 18	Por.	100	at	LAL	93	
Aug. 20	Por.	88	at	LAL	111	
Aug. 22	LAL	116	at	Por.	108	
Aug. 24	LAL	135	at	Por.	115	
Aug. 29	Por.	122	at	LAL	131	

LA CLIPPERS vs. DALLAS
Clippers win series, 4-2

Aug. 17	Dal.	110	at	LAC	118	
Aug. 19	Dal.	127	at	LAC	114	
Aug. 21	LAC	130	at	Dal.	122	
Aug. 23	LAC	133	at	Dal.	135	
Aug. 25	Dal.	111	at	LAC	154	
Aug. 30	LAC	111	at	Dal.	97	

DENVER vs. UTAH
Nuggets win series, 4-3

Aug. 17	Uta.	125	at	Den.	135	
Aug. 19	Uta.	124	at	Den.	105	
Aug. 21	Den.	87	at	Uta.	124	
Aug. 23	Den.	127	at	Uta.	129	
Aug. 25	Uta.	107	at	Den.	117	
Aug. 30	Den.	119	at	Uta.	107	
Sep. 1	Uta.	78	at	Den.	80	

HOUSTON vs. OKLAHOMA CITY
Rockets win series, 4-3

Aug. 18	OKC	108	at	Hou.	123	
Aug. 20	OKC	98	at	Hou.	111	
Aug. 22	Hou.	107	at	OKC	119	OT
Aug. 24	Hou.	114	at	OKC	117	
Aug. 29	OKC	80	at	Hou.	114	
Aug. 31	Hou.	100	at	OKC	104	
Sep. 2	OKC	102	at	Hou.	104	

CONFERENCE SEMIFINALS

EASTERN CONFERENCE

MILWAUKEE vs. MIAMI
Heat win series, 4-1

Aug. 31	Mia.	115	at	Mil.	104	
Sep. 2	Mia.	116	at	Mil.	114	
Sep. 4	Mil.	100	at	Mia.	115	
Sep. 6	Mil.	118	at	Mia.	115	
Sep. 8	Mia.	103	at	Mil.	94	

TORONTO vs. BOSTON
Celtics win series, 4-3

Aug. 30	Bos.	112	at	Tor.	94	
Sep. 1	Bos.	102	at	Tor.	99	
Sep. 3	Tor.	104	at	Bos.	103	
Sep. 5	Tor.	100	at	Bos.	93	
Sep. 7	Bos.	111	at	Tor.	89	
Sep. 9	Tor.	125	at	Bos.	122	2OT
Sep. 11	Bos.	92	at	Tor.	87	

WESTERN CONFERENCE

LA LAKERS vs. HOUSTON
Lakers win series, 4-1

Sep. 4	Hou.	112	at	LAL	97	
Sep. 6	Hou.	109	at	LAL	117	
Sep. 8	LAL	112	at	Hou.	102	
Sep. 10	LAL	110	at	Hou.	100	
Sep. 12	Hou.	96	at	LAL	119	

LA CLIPPERS vs. DENVER
Nuggets win series, 4-3

Sep. 3	Den.	97	at	LAC	120	
Sep. 5	Den.	110	at	LAC	101	
Sep. 7	LAC	113	at	Den.	107	
Sep. 9	LAC	96	at	Den.	85	
Sep. 11	Den.	111	at	LAC	105	
Sep. 13	LAC	98	at	Den.	111	
Sep. 15	Den.	104	at	LAC	89	

2020 NBA PLAYOFFS, CONTINUED

CONFERENCE FINALS

EASTERN CONFERENCE

BOSTON vs. MIAMI
Heat win series, 4-2

Sep. 15	Mia.	117	at	Bos.	114
Sep. 17	Mia.	106	at	Bos.	101
Sep. 19	Bos.	117	at	Mia.	106
Sep. 23	Bos.	109	at	Mia.	112
Sep. 25	Mia.	108	at	Bos.	121
Sep. 27	Bos.	113	at	Mia.	125

WESTERN CONFERENCE

LA LAKERS vs. DENVER
Lakers win series, 4-1

Sep. 18	Den.	114	at	LAL	126
Sep. 20	Den.	103	at	LAL	105
Sep. 22	LAL	106	at	Den.	114
Sep. 24	LAL	114	at	Den.	108
Sep. 26	Den.	107	at	LAL	117

2020 NBA FINALS

LA LAKERS vs. MIAMI • Lakers win series, 4-2

Sep. 30	Mia.	98	at	LAL	116
Oct. 2	Mia.	114	at	LAL	124
Oct. 4	LAL	104	at	Mia.	115
Oct. 6	LAL	102	at	Mia.	96
Oct. 9	Mia.	111	at	LAL	108
Oct. 11	LAL	106	at	Mia.	93

ATLANTA HAWKS PLAYOFF HIGHS / ALL - TIME LEADERS

GAMES PLAYED

Al Horford	74
Jeff Teague	62
Tree Rollins	56
Josh Smith	52
Dominique Wilkins	51
Mookie Blaylock	50
Kevin Willis	49
Joe Johnson	47
Glenn Rivers	44
Marvin Williams	42

POINTS

Dominique Wilkins	1,345
Al Horford	958
Lou Hudson	894
Joe Johnson	846
Jeff Teague	823
Josh Smith	820
Mookie Blaylock	731
Kevin Willis	721
Steve Smith	718
Paul Millsap	692

REBOUNDS

Al Horford	620
Kevin Willis	444
Josh Smith	441
Paul Millsap	365
Dikembe Mutombo	299
Dominique Wilkins	276
Mookie Blaylock	250
Joe Johnson	208
Tree Rollins	202
Grant Long	194

ASSISTS

Glenn Rivers	332
Mookie Blaylock	326
Jeff Teague	290
Al Horford	221
Anthony Webb	198
Joe Johnson	183
Josh Smith	153
Dennis Schröder	144
Paul Millsap	128
Dominique Wilkins	123

FIELD GOALS MADE

Dominique Wilkins	488
Al Horford	406
Lou Hudson	367
Joe Johnson	319
Josh Smith	306
Kevin Willis	302
Jeff Teague	289
Mookie Blaylock	263
Steve Smith	240
Paul Millsap	235

FIELD GOALS ATTEMPTED

Dominique Wilkins	1,138
Al Horford	840
Joe Johnson	782
Josh Smith	725
Jeff Teague	719
Mookie Blaylock	702
Kevin Willis	592
Steve Smith	574
Paul Millsap	548
Glenn Rivers	431

FREE THROWS MADE

Dominique Wilkins	350
Jeff Teague	193
Josh Smith	193
Paul Millsap	187
Steve Smith	169
Glenn Rivers	166
Lou Hudson	160
Joe Johnson	144
Al Horford	132
Kevin Willis	115

FREE THROWS ATTEMPTED

Dominique Wilkins	426
Josh Smith	283
Paul Millsap	242
Jeff Teague	222
Glenn Rivers	221
Steve Smith	204
Lou Hudson	199
Joe Johnson	186
Al Horford	173
Kevin Willis	169

SCORING AVERAGE (Minimum 10 Games)

Dominique Wilkins	26.4
Pete Maravich	25.5
Lou Hudson	24.2
Zelmo Beaty	22.5
Danny Manning	20.0
Steve Smith	19.9
Joe Caldwell	19.4
Joe Johnson	18.0
Paul Millsap	17.7
Dan Roundfield	17.7

PLAYOFF HIGHS / ALL - TIME, CONTINUED

HAWKS FRANCHISE PLAYOFF LEADERS

Games Played
Cliff Hagan.....90

Points
Bob Pettit.....2,240

Rebounds
Bob Pettit.....1,304

Assists
Lenny Wilkens.....372

Field Goals Made
Bob Pettit.....766

Field Goals Attempted
Bob Pettit.....1,834

Free Throws Made
Bob Pettit.....708

Free Throws Attempted
Bob Pettit.....915

Scoring Average
(Minimum 10 Games)
Dominique Wilkins.....26.4

HAWKS INDIVIDUAL PLAYOFF RECORDS (*) NBA RECORD

TOTAL	PLAYER	TEAM	DATE
MOST POINTS			
50	Dominique Wilkins	Atlanta vs. Detroit	4-19-86
50	Bob Pettit	St. Louis vs. Boston	4-12-58
47	Dominique Wilkins	Atlanta at Boston	5-22-88
46	Zelmo Beaty	St. Louis vs. San Francisco	3-23-68
MOST REBOUNDS			
36	Bill Bridges	Atlanta at New York	3-27-71
32	Bill Bridges	St. Louis vs. San Francisco	4-05-67
25	Bill Bridges	Atlanta at Chicago	4-03-70
23	Walt Bellamy	Atlanta vs. Chicago	4-05-70
22	Bill Bridges	Atlanta vs. Houston	3-27-69
FIELD GOALS MADE			
19	Paul Millsap	Atlanta at Boston	4-24-16
19	Dominique Wilkins	Atlanta at Boston	5-22-88
19	Dominique Wilkins	Atlanta vs. Detroit	4-19-86
19	Bob Pettit	St. Louis vs. Boston	4-12-58
FIELD GOALS ATTEMPTED			
37	Dominique Wilkins	Atlanta vs. Indiana	4-26-87
37	Dominique Wilkins	Atlanta at Detroit	4-25-86
34	Bob Pettit	two times	
FREE THROWS MADE			
19	Bob Pettit	St. Louis vs. Boston	4-09-58
18	Zelmo Beaty	St. Louis vs. San Francisco	3-23-68
16	Pete Maravich	Atlanta vs. New York	4-01-71
16	Lenny Wilkens	St. Louis vs. Chicago	3-21-67
FREE THROWS ATTEMPTED			
24	Bob Pettit	St. Louis vs. Boston	4-09-58
22	Bill Bridges	St. Louis at San Francisco	4-01-67
21	Zelmo Beaty	St. Louis vs. San Francisco	3-23-67
20	Pete Maravich	Atlanta vs. New York	4-01-71
MOST ASSISTS			
22	Glenn Rivers	Atlanta vs. Boston	5-16-88
18	Mookie Blaylock	Atlanta vs. Miami	5-08-94
18	Glenn Rivers	Atlanta at Boston	5-22-88
18	Anthony Webb	Atlanta vs. Detroit	4-19-86
MOST STEALS			
8	Mookie Blaylock	Atlanta vs. Indiana	4-29-96
6	Kyle Korver	Atlanta vs. Washington	5-13-15
6	Grant Long	Atlanta at New York	5-24-99
5	seven times		
MOST BLOCKED SHOTS			
7	Josh Smith	Atlanta vs. Boston	4-28-08
6	Dikembe Mutombo	Atlanta at Detroit	5-12-99
6	Dikembe Mutombo	Atlanta vs. Detroit	5-08-99
6	Dikembe Mutombo	Atlanta vs. Detroit	5-04-97

ATLANTA / ST. LOUIS PLAYOFF TEAM RECORDS

MOST POINTS

145	St. Louis at Detroit	3-25-58
143	St. Louis at Minneapolis	3-25-57
140	Atlanta vs. Detroit	4-17-86
137	Atlanta vs. Detroit	4-19-86
136	St. Louis at San Francisco	4-01-67

FEWEST POINTS

63	Atlanta at Detroit	5-12-99
65	Atlanta at Boston	5-04-08
66	Atlanta at New York	5-24-99
70	Atlanta vs. New York	5-20-99
71	two times	

LARGEST WINNING MARGIN

+44	St. Louis 145 at Detroit 101	3-25-58
+34	St. Louis 124 vs. Minneapolis 90	3-21-59
+32	Atlanta 96 vs. Charlotte 64	4-28-98
+30	St. Louis 127 vs. Minneapolis 97	3-24-59

LARGEST LOSING MARGIN

-58	St. Louis 75 at Minneapolis 133 (*)	3-25-58
-43	Atlanta 71 at Orlando 114	5-04-10
-35	Atlanta 76 at Philadelphia 111	4-21-82
-35	St. Louis 85 at San Francisco 120	4-03-64
-34	two times	

MOST POINTS, FIRST HALF

71	Atlanta vs. Detroit	4-17-86
68	Atlanta vs. Detroit	4-19-86
67	Atlanta vs. Orlando	5-13-96
66	Atlanta vs. Boston	5-16-88
64	Atlanta vs. Washington	4-22-17

FEWEST POINTS, FIRST HALF

26	Atlanta at Boston	5-04-08
27	Atlanta at Detroit	5-12-99
29	Atlanta vs. Indiana	5-03-13
29	Atlanta at Miami	4-25-09
30	St. Louis at Minneapolis	3-19-56

MOST POINTS, SECOND HALF

69	Atlanta at Boston	5-18-88
69	Atlanta vs. Detroit	4-19-86
69	Atlanta vs. Detroit	4-17-86
65	Atlanta vs. Detroit	5-02-91
63	three times	

FEWEST POINTS, SECOND HALF

28	Atlanta at Cleveland	5-05-09
28	Atlanta vs. Chicago	5-10-97
29	Atlanta at New York	5-24-99
30	Atlanta at Miami	5-01-09
31	Atlanta vs. Miami	4-19-09

MOST POINTS, FIRST QUARTER

44	Atlanta vs. Orlando	5-13-96
40	St. Louis at Detroit	3-25-58
38	Atlanta vs. Washington	4-22-17
37	Atlanta vs. Washington	5-03-15
36	two times	

FEWEST POINTS, FIRST QUARTER

9	Atlanta at Boston	5-13-88
12	Atlanta at Miami	4-25-09
13	Atlanta at Orlando	4-26-11
13	Atlanta at Detroit	5-12-99
14	Atlanta at Milwaukee	4-19-84

MOST POINTS, SECOND QUARTER

45	St. Louis vs. Ft. Wayne	3-14-57
41	Atlanta at Indiana	4-28-14
41	Atlanta vs. Detroit	4-17-86
39	Atlanta vs. Miami	4-29-09
39	Atlanta vs. Detroit	4-19-86

FEWEST POINTS, SECOND QUARTER

9	Atlanta vs. Indiana	5-03-13
10	Atlanta at Orlando	5-04-10
10	Atlanta at Boston	5-04-08
12	Atlanta at Indiana	5-19-94
13	Atlanta at Indiana	5-03-14

MOST POINTS, THIRD QUARTER

42	Atlanta vs. Boston	4-26-16
41	Atlanta at Brooklyn	5-01-15
39	Atlanta at Boston	4-28-16
38	St. Louis vs. San Francisco	4-01-67
36	two times	

FEWEST POINTS, THIRD QUARTER

6	Atlanta at Boston (*)	5-06-86
11	Atlanta at Orlando	5-04-10
11	Atlanta at New York	5-23-99
11	Atlanta vs. Chicago	5-11-97
12	three times	

MOST POINTS, FOURTH QUARTER

43	Atlanta at Boston	5-18-88
38	Atlanta vs. Detroit	5-02-91
38	Atlanta at Boston	5-06-86
37	Atlanta vs. Detroit	4-17-86
36	Atlanta vs. Detroit	4-19-86

FEWEST POINTS, FOURTH QUARTER

11	Atlanta at Cleveland	5-05-09
11	Atlanta vs. Indiana	5-02-96
12	Atlanta vs. Chicago	5-10-97
13	Atlanta at Washington	4-15-79
14	four times	

ATLANTA / STL PLAYOFF TEAM RECORDS, CONT. (*) NBA RECORD

MOST POINTS, OVERTIME

17	St. Louis at Minneapolis (1st OT)	3-25-57

FEWEST POINTS, OVERTIME

3	Atlanta at Boston	4-24-16

MOST FIELD GOALS MADE-GAME

59	Atlanta vs. Chicago	3-25-70
56	St. Louis at Minneapolis	3-25-57
55	St. Louis vs. Detroit	3-25-58
52	Atlanta at Boston	5-22-88
51	Atlanta vs. Detroit	4-17-86

FEWEST FIELD GOALS MADE-GAME

22	St. Louis at Minnesota	3-19-56
23	two times	
24	four times	
25	three times	

MOST FIELD GOALS ATT.-GAME

117	St. Louis vs. San Francisco	4-10-67
105	Atlanta vs. Houston (San Diego)	3-29-69
101	Atlanta at Detroit	4-25-86
100	Atlanta at Boston	4-24-16
98	Atlanta at Houston	4-11-79

FEWEST FIELD GOALS ATT.-GAME

60	Atlanta at Boston	4-23-08
64	two times	
65	two times	
66	five times	

HIGHEST FIELD GOAL PCT.-GAME

.598	Atlanta vs. Detroit	4-19-86
.571	Atlanta at Boston	5-22-88
.564	Atlanta vs. Milwaukee	5-08-88
.560	Atlanta vs. Detroit	4-17-86
.543	two times	

LOWEST FIELD GOAL PCT.-GAME

.242	St. Louis at Minneapolis	3-19-56
.293	Atlanta at Boston	5-04-08
.295	Atlanta at New York	5-24-99
.296	Atlanta vs. New York	5-20-99
.297	Atlanta at Detroit	5-05-91

MOST 3FGM - GAME

16	Atlanta vs. Cleveland	5-06-16
15	Atlanta at Indiana	4-28-14
14	Atlanta vs. Boston	4-26-16
13	four times	
12	five times	

MOST 3FGA - GAME

44	Atlanta at Indiana	5-03-14
43	Atlanta at Boston	4-24-16
38	Atlanta vs. Washington	5-03-15
36	Atlanta vs. Boston	4-26-16
35	Atlanta vs. Indiana	5-01-14

MOST FREE THROWS MADE-GAME

54	St. Louis vs. Minneapolis	3-17-56
44	Atlanta vs. Detroit	5-02-91
44	St. Louis vs. San Francisco	4-01-67
44	St. Louis vs. Boston	4-09-58
39	Atlanta vs. Detroit	4-19-86

FEWEST FREE THROWS MADE-GAME

7	Atlanta at Indiana	4-21-13
7	Atlanta vs. Cleveland	5-09-09
7	Atlanta vs. Washington	4-20-79
9	six times	
10	five times	

MOST FREE THROWS ATT.-GAME

70	St. Louis vs. Minneapolis (*)	3-17-56
57	St. Louis vs. Boston	4-09-58
53	Atlanta vs. Detroit	4-19-86
51	Atlanta vs. Detroit	5-02-91
48	Atlanta vs. Houston (San Diego)	4-06-69

FEWEST FREE THROWS ATT.-GAME

10	Atlanta at Boston	5-10-12
10	Atlanta vs. Washington	4-20-79
11	Atlanta vs. Cleveland	5-09-09
12	two times	
13	four times	

MOST REBOUNDS-GAME

82	St. Louis vs. Los Angeles	4-09-66
63	Atlanta vs. Washington	4-20-79
60	Atlanta vs. Houston (San Diego)	4-06-69
56	Atlanta vs. Indiana	5-12-94
55	two times	

FEWEST REBOUNDS-GAME

23	Atlanta vs. Cleveland	5-09-09
28	four times	
29	three times	

MOST ASSISTS-GAME

40	Atlanta vs. Chicago	4-19-86
38	Atlanta vs. Boston	5-16-88
37	Atlanta vs. Boston	5-15-88
36	Atlanta vs. Detroit	4-17-86
34	Atlanta at Brooklyn	5-01-15

OPPONENT INDIVIDUAL PLAYOFF RECORDS (*) NBA RECORD

TOTAL	PLAYER	TEAM	DATE
MOST POINTS			
54	John Havlicek	Boston vs. Atlanta	4-01-73
50	Wilt Chamberlain	San Francisco vs. St. Louis	4-10-64
47	LeBron James	Cleveland at Atlanta	5-09-09
47	Rick Barry	San Francisco vs. St. Louis	4-16-67
47	Elgin Baylor	Los Angeles at St. Louis	3-27-61
MOST REBOUNDS			
40	Bill Russell	Boston vs. St. Louis	3-29-60
38	Bill Russell	Boston vs. St. Louis	4-11-61
26	Dave DeBusschere	Detroit vs. St. Louis	3-24-63
24	Moses Malone	Houston at Atlanta	4-13-79
20	three times		
FIELD GOALS MADE			
24*	John Havlicek	Boston vs. Atlanta	4-01-73
22	Wilt Chamberlain	San Francisco at St. Louis	4-10-64
19	Wilt Chamberlain	San Francisco vs. St. Louis	4-16-64
19	Wilt Chamberlain	San Francisco at St. Louis	4-05-64
FIELD GOALS ATTEMPTED			
45	Elgin Baylor	Los Angeles vs. St. Louis	3-27-61
38	Rick Barry	San Francisco vs. St. Louis	4-16-67
37	LeBron James	Cleveland vs. Atlanta	5-24-15
36	John Havlicek	Boston vs. Atlanta	4-01-73
36	Wilt Chamberlain	San Francisco at St. Louis	4-05-64
THREE-POINT FIELD GOALS MADE			
8	two times		
7	three times		
6	four times		
THREE-POINT FIELD GOALS ATTEMPTED			
15	Kevin Love	Cleveland at Atlanta	5-08-16
14	Bradley Beal	Washington at Atlanta	4-24-17
13	J.R. Smith	Cleveland vs. Atlanta	5-04-16
FREE THROWS MADE			
18	Elgin Baylor	Minneapolis vs. St. Louis	3-17-60
17	Paul George	Indiana vs. Atlanta	4-21-13
16	Dwyane Wade	Miami vs. Atlanta	5-01-09
15	Dwight Howard	Orlando vs. Atlanta	4-19-11
15	Latrell Sprewell	New York at Atlanta	5-20-99
FREE THROWS ATTEMPTED			
23	Jerry West	Los Angeles vs. Atlanta	4-19-70
23	Elgin Baylor	Minneapolis at St. Louis	3-17-60
22	Dwight Howard	Orlando vs. Atlanta	4-16-11
19	Dwight Howard	Orlando vs. Atlanta	4-19-11
19	Rick Barry	San Francisco at St. Louis	4-05-67
MOST ASSISTS			
19	Bob Cousy	Boston vs. St. Louis	4-09-58
16	Rajon Rondo	Boston at Atlanta	4-29-12
16	Isiah Thomas	Detroit at Atlanta	4-17-86
MOST STEALS			
7	Dennis Johnson	Boston vs. Atlanta	4-29-86
BLOCKED SHOTS			
8	Darryl Dawkins	Philadelphia vs. Atlanta	4-21-82

OPPONENT TEAM PLAYOFF RECORDS (*) NBA RECORD

MOST POINTS		
143	San Francisco at St. Louis	4-01-67
140	Boston vs. St. Louis	3-27-60
136	Boston vs. Atlanta	4-02-72
136	Boston vs. St. Louis	3-30-58
135	Minneapolis vs. St. Louis	3-25-57
FEWEST POINTS		
64	Miami at Atlanta	4-19-09
64	Charlotte at Atlanta	4-28-98
69	Milwaukee vs. Atlanta	4-30-10
69	Indiana at Atlanta	4-27-13
69	Detroit at Atlanta	5-10-99
69	Indiana at Atlanta	5-12-94
MOST POINTS, FIRST HALF		
76	Cleveland vs. Atlanta	5-04-16
66	Boston vs. Atlanta	5-06-86
66	Detroit at Atlanta	4-19-86
65	two times	
64	two times	
FEWEST POINTS, FIRST HALF		
28	Boston at Atlanta	4-19-16
30	Indiana at Atlanta	4-27-13
32	Charlotte at Atlanta	4-28-98
32	Indiana at Atlanta	5-12-94
33	Boston vs. Atlanta	4-28-16
MOST POINTS, SECOND HALF		
78	San Francisco vs. St. Louis	4-01-67
74	Chicago vs. Atlanta	4-03-70
69	two times	
67	Boston at Atlanta	4-16-16
66	two times	
FEWEST POINTS, SECOND HALF		
25	Miami at Atlanta	4-19-09
25	Detroit at Atlanta	5-10-99
27	Detroit at Atlanta	5-08-99
29	Miami vs. Atlanta	4-27-09
31	New York vs. Atlanta	5-24-99
MOST POINTS, FIRST QUARTER		
38	Boston at Atlanta	5-16-88
38	Boston vs. Atlanta	5-11-88
37	Boston vs. Atlanta	4-22-16
36	three times	
FEWEST POINTS, FIRST QUARTER		
7	Boston at Atlanta	4-19-16
13	Milwaukee at Atlanta	5-02-10
14	Indiana at Atlanta	4-27-13
15	two times	
16	three times	
MOST POINTS, SECOND QUARTER		
46	Boston vs. St. Louis (*)	3-27-60
39	Cleveland vs. Atlanta	5-04-16
37	Detroit at Atlanta	5-02-91
35	Washington at Atlanta	4-28-17
FEWEST POINTS, SECOND QUARTER		
13	Indiana at Atlanta	4-26-14
13	Indiana vs. Atlanta	4-25-96
13	Indiana vs. Atlanta	4-27-95
13	Indiana at Atlanta	5-12-94
14	three times	
MOST POINTS, THIRD QUARTER		
44	Detroit vs. Atlanta	5-08-87
44	San Francisco vs. St. Louis	4-01-67
42	Chicago vs. Atlanta	4-03-70
38	two times	
36	two times	
FEWEST POINTS, THIRD QUARTER		
10	Detroit at Atlanta	5-10-99
11	Milwaukee vs. Atlanta	4-30-10
11	Detroit at Atlanta	5-08-99
12	Charlotte at Atlanta	4-28-98
13	Miami vs. Atlanta	4-27-09
MOST POINTS, FOURTH QUARTER		
41	Milwaukee at Atlanta	5-08-88
39	Detroit at Atlanta	5-13-87
36	two times	
35	Washington vs. Atlanta	4-19-17
34	two times	
FEWEST POINTS, FOURTH QUARTER		
7	Miami at Atlanta	4-19-09
10	Cleveland at Atlanta	5-22-15
11	Boston vs. Atlanta	5-06-12
11	Detroit at Atlanta	5-16-99
12	two times	
MOST POINTS, OVERTIME		
17	Minneapolis vs. St. Louis (1st OT)	3-25-57
FEWEST POINTS, OVERTIME		
4	Minneapolis vs. St. Louis (2nd OT)	3-25-57

OPPONENT PLAYOFF TEAM RECORDS, CONT. (*) NBA RECORD

MOST FIELD GOALS MADE-GAME

61	Boston vs. St. Louis	3-27-60
58	San Francisco vs. St. Louis	4-01-67
53	Chicago vs. Atlanta	4-03-70
52	Boston vs. Atlanta	4-29-86
50	two times	

FEWEST FIELD GOALS MADE-GAME

22	Indiana at Atlanta	4-27-13
23	Miami vs. Atlanta	4-27-09
25	Milwaukee vs. Atlanta	4-30-10
25	Charlotte at Atlanta	4-28-98
26	three times	

MOST FIELD GOALS ATT.-GAME

109	Chicago vs. Atlanta	4-03-70
108	Chicago at St. Louis	3-25-67
107	Detroit vs. Atlanta	4-25-86
102	three times	

FEWEST FIELD GOALS ATT.-GAME

61	Miami vs. Atlanta	4-27-09
63	Miami at Atlanta	5-03-09
65	four times	
66	Indiana vs. Atlanta	4-25-96
66	Indiana vs. Atlanta	5-01-87

HIGHEST FIELD GOAL PCT.-GAME

.608	Boston vs. Atlanta	5-22-88
.591	Boston at Atlanta	5-02-86
.588	Charlotte vs. Atlanta	4-23-98
.578	Orlando vs. Atlanta	5-08-96
.571	Boston vs. Atlanta	5-11-88

LOWEST FIELD GOAL PCT.-GAME

.272	Indiana at Atlanta	4-27-13
.318	two times	
.326	Milwaukee at Atlanta	5-02-10
.329	Milwaukee vs. Atlanta	4-30-10
.341	Boston at Atlanta	5-04-86

MOST 3FGM, GAME

25	Cleveland vs. Atlanta	5-04-16
21	Cleveland at Atlanta	5-06-16
16	two times	
15	two times	
14	three times	

MOST 3FGA, GAME

45	Cleveland vs. Atlanta	5-04-16
39	Cleveland at Atlanta	5-06-16
36	Cleveland vs. Atlanta	5-24-15
35	Boston at Atlanta	4-16-16
33	Boston vs. Atlanta	4-24-16

MOST FREE THROWS MADE-GAME

41	Milwaukee at Atlanta	5-04-88
41	Philadelphia vs. Atlanta	4-09-80
40	San Francisco at St. Louis	4-12-67
38	Philadelphia vs. Atlanta	4-06-80
36	two times	

FEWEST FREE THROWS MADE-GAME

8	six times	

MOST FREE THROWS ATT.-GAME

60	Los Angeles at Atlanta	4-12-70
53	San Francisco at St. Louis	4-12-67
49	Philadelphia vs. Atlanta	4-09-80
48	Philadelphia vs. Atlanta	4-06-80
47	two times	

FEWEST FREE THROWS ATT.-GAME

10	Chicago at Atlanta	5-12-11
11	Detroit vs. Atlanta	5-14-99
11	Chicago vs. Atlanta	5-10-97
12	four times	

MOST REBOUNDS-GAME

62	Chicago vs. Atlanta	4-30-93
58	Chicago vs. Atlanta	5-04-11
57	Washington at Atlanta	4-22-79
56	Cleveland vs. Atlanta	5-26-15
56	Cleveland vs. Atlanta	5-24-15

FEWEST REBOUNDS-GAME

21	Detroit vs. Atlanta	4-29-97
26	Detroit at Atlanta	5-16-99
27	Charlotte vs. Atlanta	4-23-98
27	Boston vs. Atlanta	5-22-88
29	Miami at Atlanta	4-29-09

HAWKS YEARLY PLAYOFF STATS

1968-69 PLAYOFF STATS

(Defeated San Diego, 4-2 ... Lost to Los Angeles, 4-1)

	G	Min	FGM	FGA	Pct.	FTM	FTA	Pct.	Reb	Asst	PF	DQ	Pts	Avg
Beaty	11	473	102	236	.432	43	64	.672	142	25	47	0	247	22.5
Hudson	11	424	101	216	.468	40	52	.769	59	32	43	1	242	22.0
Bridges	11	442	69	156	.442	34	48	.708	178	37	48	2	172	15.6
Caldwell	11	404	65	134	.485	32	69	.466	55	37	40	1	162	14.7
Hazzard	11	360	53	135	.393	48	61	.787	33	43	38	0	154	14.0
Ohl	11	194	30	86	.349	13	22	.591	13	16	25	0	73	6.6
Silas	11	258	21	58	.362	19	37	.514	92	21	32	0	61	5.5
Davis	8	52	4	15	.267	5	8	.625	17	1	7	0	13	1.6
Guerin	3	32	1	4	.250	1	2	.500	5	7	8	0	3	1.0
Harlicka	1	1	0	0	.000	0	0	.000	0	0	1	0	0	0.0

1969-70 PLAYOFF STATS

(Defeated Chicago, 4-1 ... Lost to Los Angeles, 4-0)

	G	Min	FGM	FGA	Pct.	FTM	FTA	Pct.	Reb	Asst	PF	DQ	Pts	Avg
Caldwell	9	393	93	198	.470	39	60	.650	45	38	34	1	225	25.0
Hudson	9	360	78	187	.417	41	50	.820	40	33	34	2	197	21.9
Hazzard	7	255	65	130	.500	20	32	.625	24	54	23	0	150	21.4
Bellamy	9	368	59	126	.468	33	46	.717	140	35	32	0	151	16.8
Guerin	2	56	13	21	.619	7	7	1.000	8	4	6	0	33	16.5
Bridges	9	381	44	110	.400	16	27	.593	154	29	37	1	104	11.6
Beard	9	146	31	65	.477	19	26	.731	26	8	19	0	81	9.0
Newmark	6	42	15	33	.455	4	4	1.000	12	2	8	0	34	5.7
Davis	9	117	14	37	.378	10	17	.588	30	6	24	1	38	4.2
Gregor	7	67	6	21	.286	4	6	.667	17	2	14	0	16	2.3

1970-71 PLAYOFF STATS

(Lost to New York, 4-1)

	G	Min	FGM	FGA	Pct.	FTM	FTA	Pct.	Reb	Asst	PF	DQ	Pts	Avg
Hudson	5	213	49	108	.454	29	39	.744	35	15	19	0	127	25.4
Maravich	5	199	46	122	.377	18	26	.692	26	24	14	0	110	22.0
Bellamy	5	216	41	69	.594	22	29	.759	72	10	16	0	104	20.8
Hazzard	5	202	25	76	.329	20	25	.800	25	27	22	1	70	14.0
Davis	5	119	17	36	.472	22	27	.815	22	4	17	1	56	11.2
Bridges	5	229	23	58	.397	3	9	.333	104	5	17	0	49	9.8
Chambers	4	22	3	9	.333	1	2	.500	5	0	4	0	7	1.8

1971-72 PLAYOFF STATS

(Lost to Boston, 4-2)

	G	Min	FGM	FGA	Pct.	FTM	FTA	Pct.	Reb	Asst	PF	DQ	Pts	Avg
Maravich	6	219	54	121	.446	58	71	.817	32	28	24	0	166	27.7
Hudson	6	266	63	139	.453	24	29	.828	33	21	13	0	150	25.0
Bellamy	6	247	42	86	.488	27	43	.628	82	11	20	0	111	18.5
Gilliam	6	173	28	71	.394	10	11	.909	30	33	15	0	66	11.0
Washington	6	209	28	58	.483	9	16	.563	48	10	20	0	65	10.8
Adams	6	188	20	56	.357	16	23	.696	38	12	25	1	56	9.3
Trapp	6	66	19	44	.432	3	8	.375	18	5	13	0	41	6.8
May	3	31	3	9	.333	6	8	.750	8	1	3	0	12	4.0
Payne	1	5	1	1	1.000	2	5	.400	4	0	1	0	4	4.0
Christian	6	34	3	8	.375	1	1	1.000	7	0	10	0	7	1.2
Haliburton	1	2	0	1	.000	0	0	.000	0	0	0	0	0	0.0

1972-73 PLAYOFF STATS

(Lost to Boston, 4-2)

	G	Min	FGM	FGA	Pct.	FTM	FTA	Pct.	Reb	Asst	PF	DQ	Pts	Avg
Hudson	6	255	76	166	.458	26	29	.897	47	17	16	0	178	29.7
Maravich	6	234	65	155	.419	27	34	.794	29	40	24	1	157	26.2
Bellamy	6	247	34	86	.395	14	31	.452	73	13	17	0	82	13.7
Gilliam	6	197	33	81	.407	5	5	1.000	21	31	19	1	71	11.8
Bracey	6	123	24	47	.511	11	16	.688	13	20	13	0	59	9.8
Washington	6	226	19	48	.396	5	17	.294	60	14	19	1	43	7.2
Trapp	6	99	11	32	.343	3	5	.600	21	3	21	0	25	4.2
Tschogl	3	11	5	8	.625	0	0	.000	4	1	0	0	10	3.3
Mast	4	15	5	5	1.000	0	0	.000	5	1	1	0	10	2.5
Wetzel	3	33	3	7	.429	0	0	.000	2	4	6	0	6	2.0

HAWKS YEARLY PLAYOFF STATS, CONT.

1977-78 PLAYOFF STATS

(Lost to Washington, 2-0)

	G	Min	FGM	FGA	Pct.	FTM	FTA	Pct.	Reb	Asst	PF	Stl	Blk	Pts	Avg
Drew	2	79	21	49	.429	10	16	.625	15	3	9	1	1	52	26.0
E. Johnson	2	64	12	19	.632	7	8	.875	6	6	10	8	1	31	15.5
Criss	2	65	10	24	.417	7	9	.778	4	3	5	4	1	27	13.5
McMillen	2	75	13	23	.565	0	0	.000	22	1	9	1	0	26	13.0
Hawes	2	71	7	18	.389	2	3	.667	17	8	5	1	2	16	8.0
Hill	2	61	6	15	.400	4	4	1.000	3	7	7	2	0	16	8.0
Rollins	2	51	7	12	.583	2	8	.250	9	1	8	1	4	16	8.0
O. Johnson	2	21	4	11	.364	0	0	—	3	2	4	1	1	8	4.0
Robertson	2	12	2	6	.333	1	2	.500	0	0	3	0	0	5	2.5
Brown	2	6	0	0	—	0	0	—	0	0	1	0	0	0	—

1978-79 PLAYOFF STATS

(Defeated Houston, 2-0 ... Lost to Washington, 4-3)

	G	Min	FGM	FGA	Pct.	FTM	FTA	Pct.	Reb	Asst	PF	Stl	Blk	Pts	Avg
Roundfield	9	338	61	133	.459	36	45	.800	106	25	44	8	23	158	17.6
Johnson	9	262	65	128	.508	18	25	.720	23	45	22	4	2	148	16.4
Drew	9	275	55	131	.420	35	46	.761	60	7	36	9	4	145	16.1
Furlow	9	244	55	113	.487	26	28	.929	32	29	15	7	2	136	15.1
Hawes	9	243	40	81	.494	9	12	.750	63	29	33	8	3	89	9.9
Hill	9	267	29	71	.408	8	12	.667	17	50	33	12	1	66	7.3
McMillen	9	163	20	46	.435	16	19	.842	34	7	21	2	1	56	6.2
Rollins	9	212	21	51	.412	9	13	.692	71	5	29	3	24	51	5.7
Criss	9	99	12	29	.414	9	10	.900	5	16	5	3	0	33	3.7
Givens	9	81	10	30	.333	3	3	1.000	21	3	9	1	2	23	2.6
Wilson	1	1	0	0	—	0	0	—	0	0	0	0	0	0	—

1979-80 PLAYOFF STATS

(Lost to Philadelphia, 4-1)

	G	Min	FGM	FGA	Pct.	FTM	FTA	Pct.	Reb	Asst	PF	Stl	Blk	Pts	Avg
Johnson	5	188	38	74	.514	21	28	.750	18	21	12	8	2	97	19.4
Roundfield	5	174	32	69	.464	22	35	.629	58	11	22	4	8	86	17.2
Drew	5	150	24	63	.381	25	35	.714	30	4	21	7	0	73	14.6
Criss	5	152	29	59	.492	11	12	.917	5	22	12	6	0	70	14.0
Hawes	5	149	18	41	.439	16	18	.889	35	12	22	9	1	52	10.4
Rollins	5	134	18	31	.581	6	10	.600	38	3	25	2	14	42	8.4
Hill	5	109	12	30	.400	11	12	.917	6	15	14	4	1	35	7.0
McElroy	5	32	4	9	.444	4	5	.800	2	4	1	0	0	12	2.4
Brown	5	58	4	13	.308	2	2	1.000	10	1	9	1	1	10	2.0
Givens	4	36	3	14	.214	0	0	—	5	3	7	2	0	6	1.5
Pellom	4	18	0	3	.000	1	3	.333	0	1	3	0	1	1	0.3

3-pt. field goals: Atlanta 1-7 (.143) - Roundfield 0-1 (.000), Criss 1-3 (.333), Hill 0-1 (.000), Brown 0-1 (.000), McElroy 0-1 (.000). Opponents 2-15 (.133).

1981-82 PLAYOFF STATS

(Lost to Philadelphia, 2-0)

	G	Min	FGM	FGA	Pct.	FTM	FTA	Pct.	Reb	Asst	PF	Stl	Blk	Pts	Avg
Roundfield	2	85	17	36	.472	8	14	.571	22	2	8	2	4	42	21.0
Drew	2	59	8	22	.364	7	12	.583	10	1	11	0	0	23	11.5
Johnson	2	67	9	26	.346	4	4	1.000	6	9	8	0	1	22	11.0
McMillen	2	47	8	13	.615	4	6	.667	7	1	5	3	0	20	10.0
Hawes	1	12	2	5	.400	3	4	.750	5	0	1	0	0	7	7.0
Macklin	2	30	4	8	.500	6	6	1.000	3	1	6	0	0	14	7.0
Sparrow	2	69	5	12	.417	4	4	1.000	8	11	7	2	0	14	7.0
Glenn	2	35	5	7	.714	2	2	1.000	1	2	3	3	0	12	6.0
Matthews	2	28	2	10	.200	4	4	1.000	0	4	4	0	1	8	4.0
Rollins	2	65	2	6	.333	3	4	.750	8	2	8	0	6	7	3.5
Pellom	1	4	1	3	.333	0	0	—	1	0	0	0	0	2	2.0
Williams	1	4	0	2	.000	0	0	—	0	0	0	0	0	0	—

3-pt. field goals: Atlanta 0-3 (.000) - Macklin 0-1 (.000), Sparrow 0-1 (.000), Williams 0-1 (.000). Opponents 0-1 (.000).

HAWKS YEARLY PLAYOFF STATS, CONT.

1982-83 PLAYOFF STATS

(Lost to Boston, 2-1)

	G	Min	FGM	FGA	Pct.	FTM	FTA	Pct.	Reb	Asst	PF	Stl	Blk	Pts	Avg
Roundfield	3	124	24	50	.480	5	11	.455	42	10	5	4	4	53	17.7
Davis	3	113	21	52	.404	9	10	.900	5	27	6	0	0	51	17.0
Wilkins	3	109	17	42	.405	12	14	.857	15	1	9	2	1	47	15.7
Macklin	3	78	11	24	.458	8	10	.800	15	2	12	2	2	30	10.0
Rollins	3	118	13	27	.481	3	9	.333	30	3	12	1	10	29	9.7
Glenn	3	67	12	22	.545	4	4	1.000	5	3	10	2	0	28	9.3
Matthews	3	38	3	9	.333	4	5	.800	0	11	5	0	1	10	3.3
McMillen	3	39	4	12	.333	2	2	1.000	7	2	5	1	2	10	3.3
Smith	2	15	1	5	.200	4	4	1.000	1	4	1	1	0	6	3.0
Edmonson	1	2	1	1	1.000	0	0	—	1	1	0	0	0	2	2.0
Brown	2	15	1	3	.333	1	2	.500	3	0	3	0	0	3	1.5
G. Johnson	1	2	0	0	—	0	0	—	0	0	0	0	0	0	—

3-pt. field goals: Atlanta 1-4 (.250) - Roundfield 0-1 (.000), Davis 0-1 (.000), Wilkins 1-1 (1.000), Matthews 0-1 (.000). Opponents 3-13 (.231).

1983-84 PLAYOFF STATS

(Lost to Milwaukee, 3-2)

	G	Min	FGM	FGA	Pct.	FTM	FTA	Pct.	Reb	Asst	PF	Stl	Blk	Pts	Avg
Wilkins	5	197	35	84	.417	26	31	.839	41	11	13	12	1	96	19.2
Roundfield	5	191	30	69	.435	25	35	.714	44	8	16	2	7	86	17.2
Rivers	5	130	16	32	.500	36	41	.878	10	16	16	12	4	68	13.6
Johnson	5	123	19	54	.352	15	22	.682	9	24	11	6	0	54	10.8
Davis	5	131	22	55	.400	6	6	1.000	10	24	10	1	0	50	10.0
Wittman	5	96	20	37	.541	0	0	.000	9	11	5	1	0	40	8.0
Brown	5	83	10	21	.476	10	12	.833	19	2	19	0	1	30	6.0
Rollins	5	152	10	25	.400	5	8	.625	34	1	23	2	10	25	5.0
Glenn	5	53	5	14	.357	0	0	.000	5	5	9	2	0	10	2.0
Hastings	5	32	2	9	.222	3	4	.750	8	1	4	1	0	7	1.4
Paultz	2	7	1	3	.333	0	0	.000	0	0	0	0	0	2	1.0
Landsberger	2	5	0	1	.000	0	0	—	1	0	1	0	0	0	0.0

3-pt. field goals: Atlanta 2-11 (.182) - Wilkins 0-1 (.000), Roundfield 1-1 (1.000), Rivers 0-3 (.000), Johnson 1-6 (.167). Opponents 6-21 (.286).

1985-86 PLAYOFF STATS

(Defeated Detroit, 3-1 ... Lost to Boston, 4-1)

	G	Min	FGM	FGA	Pct.	FTM	FTA	Pct.	Reb	Asst	PF	Stl	Blk	Pts	Avg
Wilkins	9	360	94	217	.433	68	79	.861	54	25	24	9	2	257	28.6
Wittman	9	348	71	135	.526	18	26	.692	24	30	16	10	1	160	17.8
Willis	9	280	55	98	.561	15	23	.652	65	5	38	7	8	125	13.9
Rivers	9	262	40	92	.435	31	42	.738	42	78	38	18	0	114	12.7
Webb	9	183	42	81	.519	26	33	.788	31	65	13	4	1	110	12.2
Rollins	9	248	26	47	.553	7	11	.636	78	3	32	2	15	59	6.6
Koncak	9	193	14	29	.483	26	46	.565	34	5	27	6	10	54	6.0
Levingston	9	180	22	37	.595	7	9	.778	41	3	23	4	9	52	5.8
Hastings	9	49	11	14	.786	5	11	.455	10	2	11	2	0	28	3.1
Davis	8	65	9	25	.360	4	4	1.000	6	15	6	2	0	22	2.8
Battle	6	27	4	11	.364	3	4	.750	4	2	5	2	0	11	1.8
Charles	4	15	3	4	.750	1	1	1.000	2	2	1	0	0	7	1.8

3-pt. field goals: Atlanta 6-21 (.286) - Wilkins 1-5 (.200), Wittman 0-1 (.000), Rivers 3-6 (.500), Webb 0-2 (.000), Levingston 1-1 (1.000), Hastings 1-4 (.250), Battle 0-1 (.000). Opponents 14-35 (.400).

1986-87 PLAYOFF STATS

(Defeated Indiana, 3-1 ... Lost to Detroit, 4-1)

	G	Min	FGM	FGA	Pct.	FTM	FTA	Pct.	Reb	Asst	PF	Stl	Blk	Pts	Avg
Wilkins	9	360	86	210	.410	66	74	.892	70	25	25	16	8	241	26.8
Wittman	9	300	67	121	.554	14	17	.824	18	30	22	4	4	148	16.4
Willis	9	356	60	115	.522	21	31	.677	83	6	33	9	7	141	15.7
Carr	9	162	39	56	.696	26	32	.813	27	13	36	3	8	104	11.6
Rivers	8	245	18	47	.383	26	52	.500	27	90	32	9	3	62	7.8
Battle	8	78	15	34	.441	21	23	.913	10	8	13	1	0	53	6.6
Rollins	9	221	15	28	.536	10	14	.714	53	3	33	3	16	40	4.4
Webb	8	122	9	19	.474	13	17	.765	8	38	10	6	0	31	3.9
McGee	8	101	10	39	.256	5	10	.500	20	15	7	4	0	27	3.4
Levingston	9	108	7	18	.389	14	18	.778	34	3	21	0	3	28	3.1
Koncak	8	86	7	13	.538	6	8	.750	25	3	24	3	4	20	2.5
Hastings	4	21	2	3	.667	2	2	1.000	6	0	5	1	1	6	1.5

3-pt. field goals: Atlanta 7-31 (.226) - Wilkins 3-10 (.300), Battle 2-5 (.400). Opponents 8-36 (.222).

HAWKS YEARLY PLAYOFF STATS, CONT.

1987-88 PLAYOFF STATS

(Defeated Milwaukee, 3-2 ... Lost to Boston, 4-3)

	G	Min	FGM	FGA	Pct.	FTM	FTA	Pct.	Reb	Asst	PF	Stl	Blk	Pts	Avg
Wilkins	12	473	137	300	.457	96	125	.768	77	34	24	16	6	374	31.2
Willis	12	462	80	138	.580	34	50	.680	108	11	51	10	10	194	16.2
Rivers	12	409	71	139	.511	39	43	.907	59	115	40	25	2	188	15.7
Wittman	12	344	66	122	.541	5	7	.714	26	43	26	7	1	137	11.4
Webb	12	211	35	81	.432	34	37	.919	20	56	22	9	0	106	8.8
Battle	12	166	32	67	.478	17	25	.680	20	26	14	2	0	81	6.8
Carr	12	210	36	68	.529	9	14	.643	41	15	47	4	17	81	6.8
Levingston	12	163	24	50	.480	12	16	.750	26	7	25	5	5	60	5.0
Rollins	12	333	20	36	.556	13	15	.867	71	6	46	10	19	53	4.4
Hastings	11	103	9	14	.643	8	8	1.000	17	3	21	3	1	26	2.4
Wood	4	4	1	1	1.000	0	0	—	0	1	0	0	0	3	0.8
Washburn	1	2	0	0	—	0	0	—	0	0	0	0	0	0	—

3-pt. field goals: Atlanta 14-54 (.259) - Wilkins 4-18 (.222), Willis 0-1 (.000), Rivers 7-22 (.318), Webb 2-8 (.250), Battle 0-2 (.000), Carr 0-1 (.000), Hastings 0-1 (.000), Wood 1-1 (1.000). Opponents 21-70 (.300).

1988-89 PLAYOFF STATS

(Lost to Milwaukee, 3-2)

	G	Min	FGM	FGA	Pct.	FTM	FTA	Pct.	Reb	Asst	PF	Stl	Blk	Pts	Avg
Wilkins	5	212	52	116	.448	27	38	.711	27	17	5	4	8	136	27.2
Malone	5	197	32	64	.500	40	51	.784	60	9	5	7	4	105	21.0
Rivers	5	191	22	57	.386	17	24	.708	24	34	22	7	2	67	13.4
Koncak	5	192	18	29	.621	28	33	.848	48	4	23	2	8	64	12.8
Battle	5	118	20	46	.435	9	12	.750	13	16	13	2	0	49	9.8
Theus	5	127	14	38	.368	9	12	.750	7	24	18	1	0	37	7.4
Carr	5	81	13	21	.619	8	11	.727	8	7	13	0	4	34	6.8
Levingston	5	77	3	11	.273	9	10	.900	17	2	15	0	3	16	3.2
Webb	5	55	3	11	.273	2	2	1.000	4	15	6	4	0	8	1.6

3-pt. field goals: Atlanta 13-46 (.283) - Wilkins 5-17 (.294), Malone 1-1 (1.000), Rivers 6-19 (.316), Battle 0-6 (.000), Theus 0-2 (.000), Levingston 1-1 (1.000). Opponents 13-41 (.317).

1990-91 PLAYOFF STATS

(Lost to Detroit, 3-2)

	G	Min	FGM	FGA	Pct.	FTM	FTA	Pct.	Reb	Asst	PF	Stl	Blk	Pts	Avg
Wilkins	5	195	35	94	.372	32	35	.914	32	13	8	9	5	104	20.8
Rivers	5	173	30	64	.469	17	19	.895	20	15	14	5	2	78	15.6
Willis	5	159	27	67	.403	21	30	.700	45	5	22	3	1	77	15.4
Webb	5	154	25	57	.439	11	16	.688	22	24	13	7	1	66	13.2
Battle	5	107	16	44	.364	24	25	.960	10	11	11	1	0	58	11.6
Moncrief	5	91	11	22	.500	13	16	.813	16	2	16	3	0	36	7.2
Ferrell	5	73	8	18	.444	8	12	.667	17	3	10	0	0	24	4.8
Malone	5	84	4	20	.200	13	14	.929	31	3	4	2	1	21	4.2
McCormick	2	13	2	7	.286	2	3	.667	2	0	1	0	0	6	3.0
Koncak	5	133	4	14	.286	2	2	1.000	23	7	17	2	4	10	2.0
Leonard	2	5	2	2	1.000	0	0	—	2	0	0	0	0	4	2.0
Robinson	2	13	1	4	.250	0	0	—	1	1	1	1	0	2	1.0

3-pt. field goals: Atlanta 13-52 (.250) - Wilkins 2-15 (.133), Rivers 1-11 (.091), Willis 2-3 (.667), Webb 5-12 (.417), Battle 2-5 (.400), Moncrief 1-6 (.167). Opponents 23-59 (.390).

1992-93 PLAYOFF STATS

(Lost to Chicago, 3-0)

	G	Min	FGM	FGA	Pct.	FTM	FTA	Pct.	Reb	Asst	PF	Stl	Blk	Pts	Avg
Wilkins	3	113	32	75	.427	23	30	.767	16	9	8	3	1	90	30.0
Willis	3	103	21	45	.467	8	14	.571	26	3	13	2	0	50	16.7
Augmon	3	93	14	31	.452	8	12	.667	8	5	7	4	0	36	12.0
Ferrell	3	54	14	23	.609	4	5	.800	5	1	6	0	0	33	11.0
Blaylock	3	99	9	25	.360	5	6	.833	13	13	9	3	4	27	9.0
Keefe	3	53	7	13	.538	4	6	.667	13	6	7	1	0	18	6.0
Foster	1	5	1	3	.333	3	4	.750	1	0	0	0	0	5	5.0
Mays	1	20	2	4	.500	0	0	—	1	0	3	0	0	4	4.0
Henson	3	47	3	9	.333	0	0	—	4	5	4	4	0	8	2.7
Graham	2	27	2	8	.250	0	0	—	3	2	2	4	0	4	2.0
Breuer	1	17	1	4	.250	0	0	—	2	1	2	0	1	2	2.0
Koncak	3	89	1	10	.100	1	2	.500	24	4	9	3	5	3	1.0

3-pt. field goals: Atlanta 10-36 (.278) - Wilkins 3-12 (.250), Willis 0-1 (.000), Ferrell 1-3 (.333), Blaylock 4-12 (.333), Mays 0-1 (.000), Henson 2-5 (.400), Graham 0-2 (.000). Opponents 15-34 (.441).

HAWKS YEARLY PLAYOFF STATS, CONT.

1993-94 PLAYOFF STATS

(Defeated Miami, 3-2 ... Lost to Indiana, 4-2)

	G	Min	FGM	FGA	Pct.	FTM	FTA	Pct.	Reb	Asst	PF	Stl	Blk	Pts	Avg
Manning	11	426	84	172	.488	52	66	.788	77	37	39	15	9	220	20.0
Blaylock	11	415	48	141	.340	25	30	.833	55	98	22	24	5	143	13.0
Willis	11	362	59	129	.457	16	21	.762	119	11	37	8	5	134	12.2
Ehlo	11	317	50	118	.424	17	24	.708	30	40	32	11	0	125	11.4
Augmon	11	324	46	89	.517	27	38	.711	29	28	26	7	2	119	10.8
Ferrell	11	187	25	63	.397	27	36	.750	31	17	24	5	3	78	7.1
Lang	11	234	29	63	.460	17	22	.773	47	5	35	6	20	75	6.8
Koncak	11	195	27	66	.409	4	10	.400	30	13	32	6	12	58	5.3
Keefe	7	62	6	10	.600	4	9	.444	13	2	9	1	1	16	2.3
Whatley	11	113	9	28	.321	6	8	.750	14	12	18	7	0	24	2.2
Graham	1	2	1	2	.500	0	0	—	0	0	0	0	0	2	2.0
Edwards	1	3	0	0	—	0	0	—	0	0	0	0	1	0	—

3-pt. field goals: Atlanta 31-98 (.316) - Blaylock 22-64 (.344), Willis 0-5 (.000), Ehlo 8-23 (.348), Ferrell 1-4 (.250), Lang 0-1 (.000), Graham 0-1 (.000). Opponents 47-130 (.362).

1994-95 PLAYOFF STATS

(Lost to Indiana, 3-0)

	G	Min	FGM	FGA	Pct.	FTM	FTA	Pct.	Reb	Asst	PF	Stl	Blk	Pts	Avg
Smith	3	108	17	43	.395	16	19	.842	8	6	14	6	1	57	19.0
Blaylock	3	121	18	49	.367	7	11	.636	13	17	6	4	0	54	18.0
Long	3	110	14	28	.500	13	18	.722	34	4	11	4	1	41	13.7
Corbin	3	79	12	26	.462	8	9	.889	10	2	0	2	1	34	11.3
Lang	3	101	12	28	.429	7	9	.778	12	1	12	2	2	31	10.3
Augmon	3	52	6	14	.429	9	12	.750	7	5	8	3	0	21	7.0
Norman	3	42	7	18	.389	1	7	.143	9	3	13	0	1	16	5.3
Ehlo	3	49	2	12	.167	4	4	1.000	7	3	0	2	0	9	3.0
Anderson	3	39	1	5	.200	3	4	.750	13	2	9	2	2	5	1.7
Whatley	3	19	0	4	.000	0	0	——	4	1	2	0	0	0	——

3-pt. field goals: Atlanta 22-67 (.328) - Smith 7-18 (.389), Blaylock 11-28 (.393), Long 0-1 (.000), Corbin 2-6 (.333), Norman 1-8 (.125), Ehlo 1-6 (.167). Opponents 17-49 (.347).

1995-96 PLAYOFF STATS

(Defeated Indiana, 3-2 ... Lost to Orlando, 4-1)

	G	Min	FGM	FGA	Pct.	FTM	FTA	Pct.	Reb	Asst	PF	Stl	Blk	Pts	Avg
Smith	10	421	75	171	.439	42	52	.808	41	32	31	13	13	217	21.7
Blaylock	10	426	61	145	.421	16	24	.667	43	64	15	22	8	171	17.1
Laettner	10	334	59	122	.484	38	54	.704	69	15	41	12	10	157	15.7
Long	10	362	44	111	.396	20	25	.800	86	28	27	7	3	114	11.4
Augmon	10	314	35	72	.486	33	40	.825	36	27	26	11	6	103	10.3
Henderson	10	145	23	40	.575	7	10	.700	27	7	20	1	4	53	5.3
Rooks	10	140	16	28	.571	13	21	.619	27	7	35	4	4	45	4.5
Ehlo	9	171	12	41	.293	5	7	.714	18	9	14	9	2	36	4.0
Bullard	4	51	4	12	.333	2	4	.500	6	0	6	0	2	14	3.5
Jordan	10	59	7	13	.538	3	7	.429	6	9	7	5	1	17	1.7
Boyce	1	2	0	2	.000	0	0	—	0	0	0	0	0	0	——

3-pt. field goals: Atlanta 76-206 (.369) - Smith 25-61 (.410), Blaylock 33-84 (.393), Laettner 1-3 (.333), Long 6-24 (.250), Augmon 0-1 (.000), Ehlo 7-23 (.304), Bullard 4-8 (.500), Boyce 0-2 (.000). Opponents 49-149 (.329).

1996-97 PLAYOFF STATS

(Defeated Detroit, 3-2 ... Lost to Chicago, 4-1)

	G	Min	FGM	FGA	Pct.	FTM	FTA	Pct.	Reb	Asst	PF	Stl	Blk	Pts	Avg
Smith	10	421	55	139	.396	61	74	.824	39	17	38	4	1	189	18.9
Laettner	10	403	62	153	.405	48	56	.857	72	26	32	10	8	176	17.6
Blaylock	10	441	61	154	.396	14	21	.667	70	65	15	21	2	164	16.4
Mutombo	10	415	54	86	.628	46	64	.719	123	13	30	1	26	154	15.4
Corbin	10	364	42	92	.457	9	9	1.000	43	20	29	4	2	106	10.6
Henderson	10	136	19	34	.559	20	26	.769	33	0	26	1	3	58	5.8
Recasner	10	121	11	26	.423	5	8	.625	11	9	9	2	0	31	3.1
James	8	45	3	13	.231	0	0	—	1	2	12	1	0	8	1.0
Hancock	6	33	2	5	.400	0	3	.000	5	1	5	1	1	4	0.7
Barry	2	9	0	3	.000	0	0	—	0	0	0	0	0	0	0.0
Lauderdale	3	7	0	3	.000	0	0	—	2	0	1	0	0	0	0.0
Newbill	3	5	0	0	—	0	0	—	1	1	2	0	0	0	—

3-pt. field goals: Atlanta 69-219 (.315) - Smith 18-55 (.327), Laettner 4-21 (.190), Blaylock 28-85 (.329), Corbin 13-37 (.351), Recasner 4-11 (.364), James 2-6 (.333), Hancock 0-1 (.000), Barry 0-3 (.000). Opponents 68-203 (.335).

HAWKS YEARLY PLAYOFF STATS, CONT.

1997-98 PLAYOFF STATS

(Lost to Charlotte, 3-1)

	G	Min	FGM	FGA	Pct.	FTM	FTA	Pct.	Reb	Asst	PF	Stl	Blk	Pts	Avg
Smith	4	160	39	68	.574	11	16	.688	11	9	17	2	3	99	24.8
Blaylock	4	153	22	53	.415	7	12	.583	20	33	8	9	1	59	14.8
Henderson	4	126	20	38	.526	11	18	.611	22	4	13	3	1	51	12.8
Laettner	4	87	12	35	.343	15	17	.882	17	4	16	6	1	39	9.8
Mutombo	4	136	11	24	.458	10	16	.625	51	1	10	1	9	32	8.0
Recasner	4	89	10	25	.400	2	2	1.000	4	8	7	2	0	29	7.3
Brown	4	50	7	15	.467	1	2	.500	6	4	5	0	0	16	4.0
Corbin	4	113	7	25	.280	0	0	—	15	4	10	6	1	15	3.8
Crawford	1	4	0	0	—	2	2	1.000	2	0	2	0	1	2	2.0
Miller	4	33	3	8	.375	2	2	1.000	9	1	5	2	1	8	2.0
Anderson	1	4	0	0	—	0	2	.000	2	0	1	0	1	0	0.0
Barry	2	5	0	1	.000	0	0	—	1	0	0	0	0	0	0.0

3-pt. field goals: Atlanta 27-72 (.375) - Smith 10-20 (.500), Blaylock 8-27 (.296), Henderson 0-1 (.000), Laettner 0-3 (.000), Recasner 7-12 (.583), Brown 1-2 (.500), Corbin 1-6 (.167), Barry 0-1 (.000). Opponents 14-35 (.400).

1998-99 PLAYOFF STATS

(Defeated Detroit, 3-2 ... Lost to New York, 4-0)

	G	Min	FGM	FGA	Pct.	FTM	FTA	Pct.	Reb	Asst	PF	Stl	Blk	Pts	Avg
Smith	9	356	54	153	.353	39	43	.907	31	30	32	14	2	156	17.3
Mutombo	9	380	40	71	.563	33	47	.702	125	11	28	5	23	113	12.6
Blaylock	9	358	44	135	.326	7	15	.467	36	36	11	18	2	113	12.6
Long	9	358	36	88	.409	32	44	.727	74	8	27	18	4	105	11.7
Crawford	6	125	16	48	.333	23	26	.885	19	5	19	1	1	59	9.8
Corbin	9	268	30	72	.417	3	4	.750	33	16	20	6	0	69	7.7
Gray	8	71	15	41	.366	10	11	.909	9	4	11	6	1	44	5.5
McLeod	6	49	11	21	.524	4	4	1.000	3	1	3	1	1	26	4.3
Johnson	9	111	8	29	.276	7	10	.700	9	10	9	1	1	24	2.7
West	9	68	3	10	.300	2	4	.500	9	2	14	2	1	8	0.9
Sheppard	4	12	0	3	.000	0	0	—	2	2	0	1	0	0	—
Henderson	1	4	0	0	—	0	0	—	0	0	1	0	0	0	—

3-pt. field goals: Atlanta 43-138 (.312) - Smith 9-33 (.273), Blaylock 18-51 (.353), Long 1-4 (.250), Crawford 4-14 (.286), Corbin 6-23 (.261), Gray 4-11 (.364), Johnson 1-2 (.500). Opponents 28-92 (.304).

2007-08 PLAYOFF STATS

(Lost to Boston, 4-3)

	G	Min	FGM	FGA	Pct.	FTM	FTA	Pct.	Reb	Asst	PF	Stl	Blk	Pts	Avg
Johnson	7	275	47	115	.409	30	33	.909	27	28	16	2	0	140	20.0
Smith	7	237	35	88	.398	37	44	.841	45	20	26	12	20	110	15.7
Horford	7	277	34	72	.472	20	27	.741	73	25	26	3	7	88	12.6
Williams	7	199	24	58	.414	32	36	.889	28	5	21	2	3	80	11.4
Bibby	7	252	22	65	.338	21	32	.656	22	22	12	4	2	72	10.3
Childress	7	205	22	42	.524	6	12	.500	40	11	7	1	5	50	7.1
Pachulia	7	105	7	25	.280	15	21	.714	20	2	22	2	0	29	4.1
Stoudamire	3	28	4	9	.444	2	2	1.000	1	0	2	1	0	12	4.0
Law	7	61	6	8	.750	9	10	.900	2	8	5	2	0	21	3.0
Richardson	3	6	1	4	.250	0	0	—	0	0	1	0	0	2	0.7
Jones	7	29	2	10	.200	0	2	.000	8	1	3	1	3	4	0.6
West	6	6	1	3	.333	0	1	.000	2	0	0	0	0	2	0.3

3-pt. field goals: Atlanta 28-87 (.322) - Johnson 16-36 (.444), Bibby 7-24 (.292), Smith 3-18 (.167), Stoudamire 2-6 (.333), Childress 0-2 (.000), Pachulia 0-1 (.000). Opponents 50-131 (.382).

(Defeated Miami, 4-3 ... Lost to Cleveland, 4-0)

2008-09 PLAYOFF STATS

	G	Min	FGM	FGA	Pct.	FTM	FTA	Pct.	Reb	Asst	PF	Stl	Blk	Pts	Avg
Smith	11	410	67	159	.421	52	71	.732	82	24	36	12	17	188	17.1
Johnson	11	429	70	168	.417	28	45	.622	49	39	24	14	0	180	16.4
Bibby	11	390	49	106	.462	21	22	.955	37	46	34	10	2	145	13.2
Murray	11	341	42	123	.341	32	37	.865	30	28	17	12	3	130	11.8
Pachulia	11	260	22	53	.415	32	42	.762	76	3	40	5	3	76	6.9
Horford	9	252	25	59	.424	12	18	.667	52	18	26	6	6	62	6.9
Evans	11	265	28	65	.431	4	6	.667	16	10	29	6	3	68	6.2
Williams	6	97	10	29	.345	9	13	.692	9	6	8	5	2	30	5.0
Gardner	3	19	5	13	.385	1	1	1.000	2	2	4	1	0	14	4.7
Jones	9	77	6	12	.500	2	2	1.000	16	2	9	1	0	14	1.6
Law	6	28	3	9	.333	1	1	1.000	2	6	3	0	0	8	1.3
Hunter	4	14	2	3	.667	0	0	—	6	0	1	1	1	4	1.0
West	11	46	2	10	.200	1	4	.250	5	2	2	2	0	5	0.5
Claxton	1	3	0	0	—	0	0	—	0	0	0	0	0	0	—
Morris	3	8	0	1	.000	0	0	—	2	0	2	1	0	0	0.0

3-pt. field goals: Atlanta 67-192 (.349) - Bibby 26-48 (.542), Murray 14-50 (.280), Johnson 12-34 (.353), Evans 8-28 (.286), Gardner 3-6 (.500), Smith 2-15 (.133), Law 1-3 (.333), Williams 1-6 (.167). Opponents 80-219 (.365).

HAWKS YEARLY PLAYOFF STATS, CONT.

2009-10 PLAYOFF STATS

(Defeated Milwaukee, 4-3 ... Lost to Orlando, 4-0)

	G	Min	FGM	FGA	Pct.	FTM	FTA	Pct.	Reb	Asst	PF	Stl	Blk	Pts	Avg
Johnson	11	440	77	199	.387	34	42	.810	56	55	22	10	3	197	17.9
Crawford	11	351	56	154	.364	49	58	.845	30	30	26	9	1	179	16.3
Horford	11	388	67	128	.523	26	31	.839	99	29	35	8	19	161	14.6
Jos. Smith	11	392	62	129	.481	29	44	.659	99	29	30	13	19	155	14.1
Bibby	11	292	36	80	.450	7	10	.700	28	28	26	9	0	93	8.5
Williams	11	345	31	79	.392	29	32	.906	63	8	20	6	5	92	8.4
Pachulia	11	161	18	35	.514	15	24	.625	38	3	34	2	7	51	4.6
Evans	11	148	11	37	.297	0	0	---	13	2	19	9	0	25	2.3
Collins	3	10	3	5	.600	0	0	---	5	0	7	0	0	6	2.0
Teague	9	59	7	21	.333	0	0	---	2	4	3	3	1	16	1.8
Morris	3	10	1	2	.500	1	1	1.000	2	0	3	0	0	3	1.0
West	7	20	3	4	.750	0	0	---	2	1	7	1	0	6	0.9
Joe Smith	5	24	0	3	.000	0	0	---	2	0	1	0	1	0	0.0

3-pt. field goals: Atlanta 50-150 (.333) - Johnson 9-41 (.220), Crawford 18-50 (.360), Horford 1-1 (1.000), Jos. Smith 2-6 (.333), Bibby 14-34 (.412), Williams 1-2 (.500), Evans 3-10 (.300), Teague 2-5 (.400), West 0-1 (.000). Opponents 90-261 (.345).

2010-11 PLAYOFF STATS

(Defeated Orlando, 4-2 ... Lost to Chicago, 4-2)

	G	Min	FGM	FGA	Pct.	FTM	FTA	Pct.	Reb	Asst	PF	Stl	Blk	Pts	Avg
Johnson	12	497	87	198	.439	34	42	.810	55	40	19	13	1	226	18.8
Ja. Crawford	12	358	61	155	.394	42	51	.824	16	30	17	9	4	185	15.4
Smith	12	438	69	171	.404	40	67	.597	102	35	39	13	25	181	15.1
Teague	8	238	37	72	.514	19	23	.826	17	28	10	6	3	94	11.8
Horford	12	468	58	137	.423	20	26	.769	115	42	33	5	12	136	11.3
Hinrich	6	173	26	52	.500	1	1	1.000	14	16	21	7	2	61	10.2
Williams	12	216	22	56	.393	10	13	.769	27	6	18	9	7	57	4.8
Pachulia	11	195	11	23	.478	17	22	.773	54	13	37	2	1	39	3.5
Collins	12	158	9	14	.643	3	8	.375	17	1	31	5	3	21	1.8
Wilkins	8	39	7	13	.538	0	0	---	8	1	2	2	2	14	1.8
Sy	4	11	2	3	.667	2	4	.500	1	3	1	1	0	6	1.5
Powell	9	48	5	9	.556	0	0	---	9	1	8	0	0	10	1.1
Armstrong	8	35	1	5	.200	3	6	.500	10	1	7	3	0	5	0.6
Thomas	1	7	0	2	.000	0	0	---	1	0	1	0	0	0	0.0

3-pt. field goals: Atlanta 54-167 (.323) - Ja. Crawford 21-60 (.350), Johnson 18-42 (.429), Hinrich 8-19 (.421), Smith 3-24 (.125), Williams 3-11 (.273), Teague 1-7 (.143). Opponents 70-244 (.287).

2011-12 PLAYOFF STATS

(Lost to Boston, 4-2)

	G	Min	FGM	FGA	Pct.	FTM	FTA	Pct.	Reb	Asst	PF	Stl	Blk	Pts	Avg
J. Johnson	6	243	38	102	.373	18	24	.750	21	21	11	8	1	103	17.2
Smith	5	196	34	88	.386	16	21	.762	68	24	14	3	5	84	16.8
Horford	3	108	20	34	.588	6	8	.750	25	8	11	4	4	46	15.3
Teague	6	225	30	73	.411	17	19	.895	22	25	18	5	5	84	14.0
Williams	6	145	16	45	.356	7	9	.778	33	5	9	3	2	47	7.8
Hinrich	6	141	13	30	.433	2	2	1.000	12	6	9	4	0	34	5.7
McGrady	6	90	10	26	.385	5	6	.833	17	6	4	0	2	25	4.2
Dampier	4	55	7	13	.538	2	3	.667	14	0	6	0	1	16	4.0
Pargo	5	46	6	21	.286	0	0	---	5	6	5	2	0	16	3.2
Green	5	63	6	13	.462	0	0	---	8	3	6	0	0	13	2.6
I. Johnson	5	54	5	16	.313	3	5	.600	17	0	7	3	0	13	2.6
Collins	5	85	6	11	.545	0	0	---	12	0	16	1	0	12	2.4
Radmanovic	2	15	0	4	.000	0	0	---	1	1	3	0	0	0	0.0

3-pt. field goals: Atlanta 35-113 (.310) - J. Johnson 9-36 (.250), Willaims 8-16 (.500), Teague 7-17 (.412), Hinrich 6-16 (.375), Pargo 4-12 (.333), Green 1-4 (.250), McGrady 0-4 (.000), Smith 0-4 (.000), Radmanovic 0-3 (.000), I. Johnson 0-1 (.000). Opponents 26-88 (.295).

2012-13 PLAYOFF STATS

(Lost to Indiana, 4-2)

	G	Min	FGM	FGA	Pct.	FTM	FTA	Pct.	Reb	Asst	PF	Stl	Blk	Pts	Avg
Smith	6	199	39	90	.433	19	36	.528	45	21	21	11	3	102	17.0
Horford	6	218	41	83	.494	18	27	.667	53	18	17	6	5	100	16.7
Teague	6	213	27	81	.333	23	28	.821	17	30	17	9	2	80	13.3
Harris	6	225	23	63	.365	17	25	.680	17	22	18	10	1	68	11.3
Korver	6	177	19	49	.388	11	12	.917	20	4	14	2	4	61	10.2
Johnson	6	108	12	26	.462	12	18	.667	20	3	23	4	3	36	6.0
Petro	6	101	14	27	.519	1	2	.500	22	4	18	1	4	29	4.8
Tolliver	6	68	8	14	.571	1	3	.333	9	1	7	1	1	24	4.0
Scott	4	20	5	10	.500	3	4	.750	7	1	2	0	0	13	3.3
Mack	4	22	4	9	.444	0	0	---	7	7	0	0	0	10	2.5
Stevenson	4	45	3	5	.600	0	0	---	10	1	5	0	0	9	2.3
Jones	5	19	1	4	.250	2	2	1.000	1	0	1	0	0	4	0.8
Jenkins	4	24	0	3	.000	0	0	---	2	3	2	0	0	0	0.0

3-pt. field goals: Atlanta 37-112 (.330) - Korver 12-34 (.353), Tolliver 7-11 (.636), Harris 5-25 (.200), Smith 5-20 (.250), Stevenson 3-5 (.600), Teague 3-10 (.300), Mack 2-5 (.400), Jenkins 0-1 (.000), Scott 0-1 (.000). Opponents 38-126 (.302).

HAWKS YEARLY PLAYOFF STATS, CONT.

2013-14 PLAYOFF STATS

(Lost to Indiana, 4-3)

	G	Min	FGM	FGA	Pct.	FTM	FTA	Pct.	Reb	Asst	PF	Stl	Blk	Pts	Avg
Millsap	7	267	41	103	.398	45	56	.804	76	20	25	10	13	136	19.4
Teague	7	242	44	112	.393	38	40	.950	26	35	15	7	4	135	19.3
Korver	7	250	30	66	.455	11	12	.917	37	5	15	4	2	94	13.4
Scott	7	146	23	63	.365	10	14	.714	18	3	11	1	0	66	9.4
Carroll	7	246	23	49	.469	7	11	.636	34	11	21	5	3	62	8.9
Williams	7	133	19	50	.380	15	16	.938	16	8	10	7	1	58	8.3
Mack	7	118	19	47	.404	9	12	.750	13	25	10	4	0	57	8.1
Antic	7	170	7	42	.167	5	8	.625	27	5	26	5	3	22	3.1
Schröder	2	7	2	2	1.000	0	0	----	2	0	1	0	0	5	2.5
Martin	3	15	2	3	.667	0	0	----	3	0	2	2	0	4	1.3
Brand	7	81	2	12	.167	4	5	.800	23	6	10	1	6	8	1.1
Muscala	2	5	0	2	.000	0	0	----	0	0	0	0	0	0	0.0

3-pt. field goals: Atlanta 79-230 (.343) - Korver 23-54 (.426), Mack 10-27 (.370), Scott 10-31 (.323), Carroll 9-22 (.409), Millsap 9-27 (.333), Teague 9-27 (.333), Williams 5-16 (.313), Antic 3-25 (.120), Schröder 1-1 (1.000). Opponents 54-149 (.362).

2014-15 PLAYOFF STATS

(Defeated Brooklyn, 4-2 ... Defeated Washington, 4-2 ... Lost to Cleveland, 4-0)

	G	Min	FGM	FGA	Pct.	FTM	FTA	Pct.	Reb	Asst	PF	Stl	Blk	Pts	Avg
Teague	16	529	98	239	.410	52	60	.867	51	107	34	24	7	269	16.8
Millsap	16	566	85	209	.407	58	78	.744	139	55	52	25	14	243	15.2
Carroll	16	558	86	177	.486	32	41	.780	97	32	36	18	5	233	14.6
Horford	16	522	107	211	.507	15	20	.750	138	59	34	13	23	231	14.4
Korver	14	526	52	133	.391	13	16	.813	70	33	27	20	15	156	11.1
Schröder	16	290	56	145	.386	24	28	.857	29	62	28	9	0	144	9.0
Bazemore	16	303	30	71	.423	21	31	.677	53	13	25	11	9	87	5.4
Scott	11	172	21	55	.382	4	4	1.000	46	5	16	5	0	50	4.5
Antic	15	199	16	50	.320	20	25	.800	43	4	38	2	3	63	4.2
Muscala	10	102	20	33	.606	0	0	----	18	1	13	1	3	42	4.2
Mack	10	99	15	39	.385	3	6	.500	11	10	7	8	0	39	3.9
Jenkins	4	21	4	6	.667	0	0	----	3	0	2	0	0	10	2.5
Brand	3	4	0	1	.000	1	2	.500	1	0	3	0	0	1	0.3

3-pt. field goals: Atlanta 145-458 (.317) - Korver 39-110 (.355), Carroll 29-72 (.403), Teague 21-65 (.323), Millsap 15-49 (.306), Antic 11-32 (.344), Schröder 8-34 (.235), Bazemore 6-28 (.214), Mack 6-21 (.286), Scott 4-26 (.154), Horford 2-9 (.222), Jenkins 2-4 (.500), Muscala 2-8 (.250). Opponents 151-403 (.375).

2015-16 PLAYOFF STATS

(Defeated Boston, 4-2 ... Lost to Cleveland, 4-0)

	G	Min	FGM	FGA	Pct.	FTM	FTA	Pct.	Reb	Asst	PF	Stl	Blk	Pts	Avg
Millsap	10	365	59	137	.431	41	55	.745	94	27	29	13	23	167	16.7
Teague	10	279	46	121	.380	44	52	.846	19	62	30	6	2	145	14.5
Horford	10	327	54	116	.466	15	16	.938	65	30	25	12	24	134	13.4
Bazemore	10	325	44	121	.364	15	22	.682	66	19	14	14	6	119	11.9
Schröder	10	191	47	104	.452	11	13	.846	19	36	24	4	1	117	11.7
Korver	10	316	35	75	.467	9	9	1.000	48	10	23	10	4	103	10.3
Humphries	4	56	13	28	.464	6	6	1.000	24	4	9	2	5	37	9.3
Scott	10	161	25	40	.625	7	8	.875	32	5	20	3	3	65	6.5
Sefolosha	10	203	22	46	.478	8	15	.533	41	17	17	10	6	59	5.9
Muscala	9	67	10	20	.500	2	2	1.000	17	3	6	0	1	24	2.7
Hardaway	9	87	7	26	.269	4	6	.667	9	7	2	0	1	20	2.2
Patterson	4	20	2	7	.286	1	1	1.000	5	3	1	1	0	6	1.5
Hinrich	6	27	2	7	.286	0	0	----	4	3	2	0	0	5	0.8

3-pt. field goals: Atlanta 106-318 (.333) - Korver 24-54 (.444), Bazemore 16-61 (.262), Schröder 12-35 (.343), Horford 11-28 (.393), Teague 9-36 (.250), Millsap 8-33 (.242), Scott 8-16 (.500), Sefolosha 7-19 (.368), Humphries 5-10 (.500), Hardaway 2-14 (.143), Muscala 2-6 (.333), Hinrich 1-3 (.333), Patterson 1-3 (.333). Opponents 129-341 (.378).

2016-17 PLAYOFF STATS

(Lost to Washington, 4-2)

	G	Min	FGM	FGA	Pct.	FTM	FTA	Pct.	Reb	Asst	PF	Stl	Blk	Pts	Avg
Schröder	6	211	50	110	.455	31	37	.838	14	46	19	6	0	148	24.7
Millsap	6	219	50	99	.505	45	53	.811	56	26	19	10	4	146	24.3
Hardaway Jr.	6	200	27	82	.329	12	19	.632	16	7	13	3	0	77	12.8
Prince	6	187	29	52	.558	5	5	1.000	32	8	9	2	1	67	11.2
Bazemore	6	150	21	53	.396	10	14	.714	23	20	15	4	5	59	9.8
Delaney	1	3	3	3	1.000	1	2	.500	1	0	0	0	0	8	8.0
Howard	6	157	18	36	.500	12	19	.632	64	8	21	6	5	48	8.0
Calderon	6	75	11	23	.478	0	0	----	8	13	9	2	1	26	4.3
Ilyasova	6	90	8	23	.348	7	9	.778	31	2	7	1	0	24	4.0
Muscala	6	81	5	18	.278	7	8	.875	16	2	12	1	3	17	2.8
Dunleavy	6	53	3	7	.429	4	4	1.000	5	2	3	1	0	12	2.0
Sefolosha	4	9	0	1	.000	1	4	.250	0	0	1	0	0	1	0.3
Humphries	1	3	0	0	----	0	0	----	0	0	0	0	1	0	0.0

3-pt. field goals: Atlanta 50-164 (.305) - Schröder 17-40 (.425), Hardaway Jr. 11-42 (.262), Bazemore 7-24 (.292), Calderon 4-12 (.333), Prince 4-14 (.286), Millsap 3-17 (.176), Dunleavy 2-5 (.400), Delaney 1-1 (1.000), Ilyasova 1-5 (.200). Opponents 50-159 (.314).


NBA
HAWKS
8
8 DANILO GALLINARI

NATIONAL BASKETBALL ASSOCIATION

NATIONAL BASKETBALL ASSOCIATION
(www.nba.com)

NBA ENTERTAINMENT

WOMEN'S NATIONAL
BASKETBALL ASSOCIATION

NBA DEVELOPMENT LEAGUE

NBA 2K LEAGUE

NEW YORK - Olympic Tower
645 Fifth Avenue
New York, NY 10022
TEL: (212) 407-8000
FAX: (212) 832-3861

NEW JERSEY
100 Plaza Drive
Secaucus, NJ 07094
TEL: (201) 865-1500
FAX: (201) 974-5973

INTERNATIONAL OFFICES

AFRICA
9th Floor GreenPark Corner, 3 Lower Road
Morningside 2196, Johannesburg, South Africa
TEL: +27-100-072-668

CHINA-BEIJING
19th Floor, Office Tower 2, China Central Place
No. 79 Jianguo Road, Chaoyang District
Beijing 100025 China
TEL: (86) 10-5200-8200

CHINA-SHANGHAI
Unit 2703-08, 27/F, Tower 2, Plaza 66
1366 Nanjing West Road, Jing An District
Shanghai 200040, China
TEL: 86-21-6137-2200

HONG KONG
Room 3101, Lee Gardens One
33 Hysan Avenue
Causeway Bay, Hong Kong
TEL: 011 852-2843-9600

PHILIPPINES
Unit 1701, World Plaza Building
5th Avenue corner 30th Street, Bonifacio Global City
Taguig, 1634 Philippines
Communications: Jandric Lim +632-866-8205

TAIWAN
Suite 1303, No. 88, Section 2, Chung Hsiao East Rd.
Taipei, Taiwan ROC 100
TEL: 011-886-2-2397-8000

CANADA
50 Bay Street, Suite 1402
Toronto, Ontario
Canada M5J 3A5
TEL: 416-682-2000

LONDON
Endeavour House
189 Shaftesbury Avenue
London, United Kingdom WC2H 8JR
TEL: 44-20-74-20-8900

SPAIN
Leganitos Street 6th Floor
28013 Madrid, Spain
Communications: Ignasi Castello (+34-912-153-573)

INDIA
Tower 1, 10th Floor
Indiabulls Finance Center, Senapati Bapat Marg Mumbai
Maharashtra 400013
TEL: 91-22-6124-6100

BRAZIL
Av Borges de Medeiros, 633
Sala 303 - Leblon
Rio de Janeiro, RJ, Brazil 22430-041
TEL: 55-21-3206-6400

MEXICO
Av Prolongacion Paseo de la Reforma 1236, Planta baja
Desarrollo Santa Fe
Cuajimalpa de Morelos, Ciudad de Mexico 05348
TEL: 52-55-9171-7700

NBA G LEAGUE TEAM DIRECTORY

645 5th Avenue, New York, NY 10022 www.nba.com/dleague Media Relations Contact: Joanna Shapiro (jshapiro@nba.com)

AGUA CALIENTE CLIPPERS OF ONTARIO (CLIPPERS)
1947 East Convention Center Way
Ontario, CA 91764: (909) 409-9090
Arena: Citizens Business Bank Arena
Media Relations: Colette Garcia
(cgarcia@clippers.com)

AUSTIN SPURS (SPURS)
13581 Pond Springs Road, Suite 108
Austin, TX 78729
(512) 236-8333, FAX: (512) 236-8444
Arena: H-E-B Center at Cedar Park
Media Relations: Perri Travillion
(ptravillion@attcenter.com)

CANTON CHARGE (CAVALIERS)
1101 Market Avenue North
Canton, OH 44702
(330) 444-1944, FAX: (330) 489-1703
Arena: Canton Memorial Civic Center
Media Relations: Sean Wyatt
(swyatt@cantoncharge.com)

CAPITAL CITY GO-GO (WIZARDS)
601 F Street NW, 4th Floor
Washington, DC 20004
(202) 292-1058
Arena: Ent. and Sports Arena
Media Relations: Matt Quinn
(mquinn@monumentalsports.com)

COLLEGE PARK SKYHAWKS (HAWKS)
101 Marietta St., Suite 1900
Atlanta, GA 30303
Arena: Gateway Center Arena at College Park
Media Relations: Alli Ehrhardt
(alli.ehrhardt@cpskyhawks.com)

DELAWARE BLUE COATS (76ers)
300 Martin Luther King Blvd., Suite 200
Wilmington, DE 19801
(302) 504-7587, FAX: (302) 351-5370
Arena: 76ers Fieldhouse
Media Relations: Alex Yoh
(alexyoh@76ers.com)

ERIE BAYHAWKS (PELICANS)
110 East 8th Street
Erie, PA 16501
(814) 790-5600, FAX: (814) 790-5608
Arena: Erie Insurance Arena
Media Relations: Michael Somrak
(michael.somrak@nbaerie.com)

FORT WAYNE MAD ANTS (PACERS)
1910 St. Joe Center Rd., Suite 61
Fort Wayne, IN 46825
(260) 469-4667, FAX: (260) 469-4674
Arena: Allen Co. War Memorial
Media Relations: Ryan Stevens
(rstevens@ftwaynemadants.com)

GRAND RAPIDS DRIVE (PISTONS)
40 Monroe Center NW, Ste. 11,
Grand Rapids, MI 49503
Tel: (844) 473-7483
Arena: DeltaPlex Arena
Media Relations: Rob Johnson
(rjohnson@nbagrandrapids.com)

GREENSBORO SWARM (HORNETS)
2411 West Gate City Blvd.
Greensboro, NC 27403
(336) 907-3600
Arena: Fieldhouse at Greensboro Col.
Media Relations: Justin Trujillo
(jtrujillo@gsosswarm.com)

IOWA WOLVES (TIMBERWOLVES)
730 3rd St.
Des Moines, IA 50309
(515) 564-8550
Arena: Wells Fargo Arena
Media Relations: Seth Nutting
(seth.nutting@iawolves.com)

LAKELAND MAGIC (MAGIC)
701 West Lime St.
Lakeland, FL 33815
(863) 825-3258
Arena: RP Funding Center
Media Relations: Ashley Foss
(afoss@lakelandmagic.com)

LONG ISLAND NETS (NETS)
168 39th St., 8th Floor
Brooklyn, NY 11232
(718) 215-2299
Arena: NYCB Live's Nassau Coliseum
Media Relations: Megan Walsh
(mwalsh@brooklynnets.com)

MAINE RED CLAWS (CELTICS)
550 Forest Avenue
Portland, ME 04012
(207) 210-6655, FAX: (207) 210-6659
Arena: Portland Exposition Building
Media Relations: Evans Boston
(eboston@maineredclaws.com)

MEMPHIS HUSTLE (GRIZZLIES)
191 Beale St.
Memphis, TN 28103
(901) 205-1234
Arena: The Landers Center
Media Relations: Geoffrey Langham
(glangham@grizzlies.com)

NORTHERN ARIZONA SUNS (SUNS)
3201 N. Main St.
Prescott Valley, AZ 86314
(928) 772-7867
Arena: Prescott Valley Event Center
Media Relations: Jake Withee
(jwithee@nazsuns.com)

OKLAHOMA CITY BLUE (THUNDER)
208 Thunder Drive
Oklahoma City, OK 73102
(918) 208-4800; FAX: (918) 429-7900
Arena: Cox Convention Center
Media Relations: Laila Wani
(lwani@okcthunder.com)

RAPTORS 905 (RAPTORS)
5600 Rose Cherry Place
Mississauga, ON L4Z4B6
(416) 815-5600, FAX: (416) 357-9205
Arena: Paramount Fine Foods Centre
Media Relations: Stefano Toniutti
(stefano.toniutti@raptors905.com)

RIO GRANDE VALLEY VIPERS (ROCKETS)
4900 S. I-69; Edinburg, TX 78539
(956) 972-1144, FAX: (956) 972-1150
Arena: Bert Ogden Arena
Media Relations: Amairani Ramirez
(mediarelations@rgvipers.com)

SALT LAKE CITY STARS (JAZZ)
301 West South Temple
Salt Lake City, UT 84101
(801) 325-2500
Arena: Lifetime Activities Center
Media Relations: Matt de Nesnera
(matt.denesnera@utahjazz.com)

SANTA CRUZ WARRIORS (WARRIORS)
903 Pacific Ave., Suite 101
Santa Cruz, CA 95060
(831) 731-4396, FAX: (831) 466-3201
Arena: Kaiser Permanente Arena
Media Relations: Massimo Degaudenzi
(massimo@santacruzbasketball.com)

SIOUX FALLS SKYFORCE (HEAT)
2131 South Minnesota Ave
Sioux Falls, SD 57105
(605) 332-0605, FAX: (605) 332-2305
Arena: Sanford Pentagon
Media Relations: Matt Dykstra
(mdykstra@skyforceonline.com)

SOUTH BAY LAKERS (LAKERS)
2275 E. Mariposa Ave.
El Segundo, CA 90245
(310) 426-6000, FAX: (310) 426-6031
Arena: Toyota Sports Center
Media Relations: Noah Camarena
(ncamarena@sb-lakers.com)

STOCKTON KINGS (KINGS)
400 E. Main, Suite 760
Stockton, CA 95202
(888) 465-7209
Arena: Stockton Arena
Media Relations: Sabrena Hernandez
(hernandez@stocktonkings.com)

TEXAS LEGENDS (MAVERICKS)
2601 Avenue of the Stars, Suite 300
Frisco, TX 75034
(214) 469-0822, FAX: (214) 469-0823
Arena: Dr. Pepper Arena
Media Relations: Britney Wynn
(bwynn@texlegends.com)

WESTCHESTER KNICKS (KNICKS)
198 Central Avenue
White Plains, NY 10606
(914) 559-6888
Arena: Westchester County Center
Media Relations: Ajah Hawley-Alexander
(ajah.hawley-alexander@msg.com)

WINDY CITY BULLS (BULLS)
5333 Prairie Stone Pkwy.
Hoffman Estates, IL 60192
(847) 396-7070
Arena: Sears Centre Arena
Media Relations: Joe Kessenich
(jkessenich@bulls.com)

WISCONSIN HERD (BUCKS)
549 High Avenue
Oshkosh, WI 54901
(920) 233-4374
Arena: Oshkosh Arena
Media Relations: Eric Kohlbeck
(ekohlbeck@bucks.com)

Hawks.com /Hawks @ATLHawks

NATIONAL BASKETBALL ASSOCIATION G LEAGUE

COLLEGE PARK SKYHAWKS

GENERAL MANAGER - TORI MILLER
HEAD COACH - NOEL GILLESPIE

The College Park Skyhawks, the Hawks' NBA G League affiliate, play their home games at the Gateway Center @ College Park, a multi-purpose sports and entertainment venue with 3,500 seats for Skyhawks games and 5,000 seats for events such as concerts and convocations. Opened in 2019, the building is South Metro Atlanta's premier sports and entertainment venue.

TORI MILLER - GENERAL MANAGER



Tori Miller is in her fourth season with the College Park Skyhawks and her first as General Manager following her promotion to the position on July 9, 2020. She spent last season as the team's Assistant General Manager and the prior two years as Manager of Basketball Operations. Miller is the first woman to hold the title of General Manager in the history of the NBA G League.

She worked for the Phoenix Suns from 2014-16 as a Basketball Operations intern following an internship in Marketing and Sales with the Women's Basketball Coaches Association.

The University of Miami School of Business Cum Laude graduate earned a Bachelor of Business Administration in Marketing with a minor in Sports Administration in 2013. Miller is a native of Decatur, GA.

TY CONYERS - ASSISTANT GENERAL MANAGER



In his first season with the Skyhawks, Ty Conyers joins College Park as the club's Assistant General Manager. Conyers most recently served as a Basketball Operations Quality Assurance Assistant for the San Antonio Spurs during the 2019-20 NBA season.

A native of Valley Stream, NY, Conyers attended the University at Albany for undergraduate and graduate school where he majored in Communications. He was a Men's Basketball Student Manager from 2011-15, helping the Great Danes achieve three consecutive NCAA Tournament appearances.

After graduation, Conyers was an Assistant Women's Basketball Coach at Queens College for two seasons, reaching the NCAA Tournament both years. He returned to his alma mater in 2017-18, serving as the Men's Basketball Video Coordinator before spending the 2018-19 season as Director of Men's Basketball Operations.

NOEL GILLESPIE - HEAD COACH



An 18-year veteran of pro basketball, Noel Gillespie begins his third season as Head Coach of the College Park Skyhawks. He was named to the role on July 19, 2018.

He joined the Skyhawks after serving as the inaugural head coach of the Greensboro Swarm, NBA G league affiliate of the Charlotte Hornets, for the prior two seasons. Before to coaching the Swarm, Gillespie was an assistant coach for the Denver Nuggets for three seasons.

Before his time in Denver, he worked for the Phoenix Suns for 10 seasons. He started with the Suns in 2003-04, spending his first season as assistant video coordinator and the next four seasons as video coordinator. Gillespie was named an advance scout in 2008-09 and spent the following season as an assistant coach/advance scout. Prior to the start of the 2010-11 campaign, Gillespie was promoted to a full-time assistant coach.

In 2007, while with the Suns, Gillespie was named an assistant coach for the Western Conference All-Star Team and the sophomore team at the Rookie Challenge during All-Star Weekend in Las Vegas.

A native of Milwaukee, WI, Gillespie began his NBA career in 2001-02, serving as a video assistant for the Indiana Pacers. He then spent the 2002-03 season as a graduate assistant for men's and women's basketball at Florida State University.

Gillespie is a graduate of University Wisconsin-Whitewater, earning a degree in electronic media communications with a minor in coaching.

He and his wife, Sherry, have two children, Jack and Rowen.

NATIONAL BASKETBALL ASSOCIATION G LEAGUE



WAYNE BRYANT
SR. COORDINATOR
DIGITAL MARKETING



HALEY COLEMAN
COORDINATOR,
PARTNERSHIP
ACTIVATION



BRANDON COOGLER
ACCOUNT
EXECUTIVE



SCOTT DUMAIS
DIRECTOR,
RETAIL
OPERATIONS



LEE FLOYD, JR.
TEAM SECURITY



YASEEN KHAN
STRENGTH &
CONDITIONING
COACH



JANICE KOON
VICE PRESIDENT OF
OPERATIONS



MICHAEL McLENDON
MANAGER
CORP. PARTNERSHIPS



VERONICA PAUL
ENTERTAINMENT
COORDINATOR



ANGELA SPENCE
DIRECTOR OF
SALES



MFON UDOFIA
ASSISTANT COACH



RAVEN WARD
ACCOUNT
EXECUTIVE



SHELDEN WILLIAMS
ASSISTANT COACH



THERIAN WILLIAMS
ASSISTANT COACH







Colli Hawk

NATIONAL BASKETBALL ASSOCIATION G LEAGUE

2019-20 FINAL STANDINGS

CHAMPIONSHIP SERIES
The 2020 NBA G League playoffs were canceled.

2019-20 FINAL REGULAR SEASON STANDINGS

ATLANTIC DIVISION	W	L	HOME W	L	AWAY W	L	Pct	GB	Last 10	AFFILIATION
Maine	28	14	14	6	14	8	.667	--	5-5	BOS
Delaware	22	21	10	12	12	9	.512	6.5	3-7	PHI
Raptors 905	22	21	12	8	10	13	.512	6.5	8-2	TOR
Long Island	19	23	10	14	9	9	.452	9.0	8-2	BKN
Westchester	17	24	7	13	10	11	.415	10.5	2-8	NYK

CENTRAL DIVISION	W	L	HOME W	L	AWAY W	L	Pct	GB	Last 10	AFFILIATION
Wisconsin	33	10	16	7	17	3	.767	--	8-2	MIL
Canton	29	14	20	4	9	10	.674	4.0	8-2	CLE
Grand Rapids	25	18	12	7	13	11	.581	8.0	6-4	DET
Fort Wayne	21	22	16	8	5	14	.488	12.0	4-6	IND
Windy City	17	26	7	13	10	13	.395	16.0	5-5	CHI

SOUTHEAST DIVISION	W	L	HOME W	L	AWAY W	L	Pct	GB	Last 10	AFFILIATION
Lakeland	25	17	11	11	14	6	.595	--	6-4	ORL
Capital City	22	21	14	7	8	14	.512	3.5	6-4	WAS
College Park	20	23	9	10	11	13	.465	5.5	3-7	ATL
Erie	13	30	8	12	5	18	.302	12.5	4-6	NOP
Greensboro	9	34	4	17	5	17	.209	16.5	2-8	CHA

MIDWEST DIVISION	W	L	HOME W	L	AWAY W	L	Pct	GB	Last 10	AFFILIATION
Memphis	26	15	14	7	12	8	.634	--	3-7	MEM
Sioux Falls	22	20	15	7	7	13	.524	4.5	7-3	MIA
Oklahoma City	20	22	12	10	8	12	.476	6.5	5-5	OKC
Iowa	19	24	10	13	9	11	.442	8.0	4-6	MIN

PACIFIC DIVISION	W	L	HOME W	L	AWAY W	L	Pct	GB	Last 10	AFFILIATION
Stockton	24	19	12	8	12	11	.558	--	6-4	SAC
Santa Cruz	21	21	8	12	13	9	.500	2.5	4-6	GSW
Agua Caliente	22	22	12	10	10	12	.500	2.5	5-5	LAC
South Bay	19	25	13	6	6	19	.432	5.5	6-4	LAL
Northern Arizona	8	34	3	18	5	16	.190	15.5	0-10	PHO

SOUTHWEST DIVISION	W	L	HOME W	L	AWAY W	L	Pct	GB	Last 10	AFFILIATION
Salt Lake City	30	12	17	6	13	6	.714	--	8-2	UTA
Austin	24	18	13	9	11	9	.571	6.0	5-5	SAS
Texas	24	19	12	11	12	8	.558	6.5	6-4	DAL
Rio Grande Valley	15	27	6	13	9	14	.357	15.0	4-6	HOU

NATIONAL BASKETBALL ASSOCIATION 2K LEAGUE

HAWKS TALON GAMING CLUB

HAWKS' VICE PRESIDENT OF BUSINESS OPERATIONS - SAMIR MAYUR
TEAM MANAGER AND COACH - WESLEY ACUFF
DIRECTOR OF CORPORATE PARTNERSHIPS - STEWART TANNER
HAWKS' SENIOR COORDINATOR OF DIGITAL MARKETING - WAYNE BRYANT
HAWKS' MEDIA MONITORING AND COMMUNICATIONS SPECIALIST - MAX STRAUSS

Hawks Talon Gaming Club began play in the NBA 2K League in the 2019 season after joining the league as an expansion team on August 15, 2018.

The NBA 2K League is a professional competitive gaming league co-founded by the NBA and Take-Two Interactive Software, Inc. Bringing together the world's best 2K players, this marks the first official esports league operated by a U.S. professional sports league.

WESLEY ACUFF



Wesley Acuff joined the Atlanta Hawks and State Farm Arena in 2018. In his role as Team Manager and Coach of Hawks Talon GC (NBA 2K League), he focuses on player operations and in-game strategy. Additionally, he oversees the day to day operations of the team and also assists with business operations.

Previously, Acuff served in various production roles such as Producer, Editor and Camera Operator, with Turner Sports and NBA Digital from 2008 to 2018. In this capacity, he was responsible for Producing Digital shows and Sizzle Reels for Corporate Sponsors, which helped generate revenue for Turner Sports.

Prior to entering into management in the eSports industry, he was recognized as one of the Top 250 NBA 2K Players in the world prior to the inaugural NBA 2K League 2018 Season.

He holds a BS in Digital Film-Making and Video Production from The Art Institute of California – Los Angeles.

NBA AWARD WINNERS

2020 NBA HONOR ROLL

NBA Most Valuable Player	Giannis Antetokounmpo, Milwaukee
Red Auerbach Coach of the Year	Nick Nurse, Toronto
Rookie of the Year	Ja Morant, Memphis
Most Improved Player	Brandon Ingram, New Orleans
Defensive Player of the Year	Giannis Antetokounmpo, Milwaukee
Sixth Man of the Year	Montrezl Harrell, LA Clippers
Sporting News NBA Executive of the Year	Lawrence Frank, LA Clippers
Joe Dumars Trophy/NBA Sportsmanship Award	Vince Carter, Atlanta
Twyman-Stokes Award	Jrue Holiday, New Orleans

ALL-NBA TEAMS

First Team	Second Team	Third Team
Giannis Antetokounmpo, Milwaukee	Kawhi Leonard, LA Clippers	Jayson Tatum, Boston
LeBron James, LA Lakers	Nikola Jokic, Denver	Jimmy Butler, Miami
James Harden, Houston	Damian Lillard, Portland	Rudy Gobert, Utah
Anthony Davis, LA Lakers	Chris Paul, Oklahoma City	Ben Simmons, Philadelphia
Luka Doncic, Dallas	Pascal Siakam, Toronto	Russell Westbrook, Houston

NBA ALL-DEFENSIVE TEAMS

First Team	Second Team
Rudy Gobert, Utah	Brook Lopez, Milwaukee
Giannis Antetokounmpo, Milwaukee	Kawhi Leonard, LA Clippers
Anthony Davis, LA Lakers	Bam Adebayo, Miami
Marcus Smart, Boston	Eric Bledsoe, Milwaukee
Ben Simmons, Philadelphia	Patrick Beverley, LA Clippers

NBA ALL-ROOKIE TEAMS (Chosen without regard to position)

First Team	Second Team
Ja Morant, Memphis	Tyler Herro, Miami
Kendrick Nunn, Miami	Terence Davis II, Toronto
Brandon Clarke, Memphis	Coby White, Chicago
Zion Williamson, New Orleans	P.J. Washington Jr., Charlotte
Eric Paschall, Golden State	Rui Hachimura, Washington

NBA MOST VALUABLE PLAYER BALLOTING

Player, Team	1st	2nd	3rd	4th	5th	Pts
Giannis Antetokounmpo, Milwaukee	85	16	0	0	0	962
LeBron James, LA Lakers	16	84	1	0	0	753
James Harden, Houston	0	1	64	10	10	367
Luka Doncic, Dallas	0	0	14	36	22	200
Kawhi Leonard, LA Clippers	0	0	9	31	30	168
Anthony Davis, LA Lakers	0	0	5	14	15	82
Chris Paul, Oklahoma City	0	0	3	1	8	26
Damian Lillard, Portland	0	0	1	4	6	23
Nikola Jokic, Denver	0	0	2	2	2	18
Pascal Siakam, Toronto	0	0	2	1	4	17
Jimmy Butler, Miami	0	0	0	2	3	9
Jayson Tatum, Boston	0	0	0	0	1	1

FINAL NBA STANDINGS

EASTERN CONFERENCE

ATLANTIC	W	L	PCT.	GB	HOME	ROAD	LAST 10 GAMES	STREAK
Toronto	53	19	.736	--	26-10	27-9	9-1	Won 4
Boston	48	24	.667	5.0	26-10	22-14	6-4	Lost 1
Philadelphia	43	30	.589	10.5	31-4	12-26	5-5	Won 1
Brooklyn	35	37	.486	18.0	20-16	15-21	7-3	Lost 1
New York	21	45	.318	29.0	11-22	10-23	4-6	Won 1

CENTRAL	W	L	PCT.	GB	HOME	ROAD	LAST 10 GAMES	STREAK
Milwaukee	56	17	.767	--	30-5	26-12	3-7	Lost 1
Indiana	45	28	.616	11.0	25-11	20-17	7-3	Won 2
Chicago	22	43	.338	30.0	14-20	8-23	3-7	Won 1
Detroit	20	46	.303	32.5	11-22	9-24	1-9	Lost 5
Cleveland	19	46	.292	33.0	11-25	8-21	4-6	Lost 1

SOUTHEAST	W	L	PCT.	GB	HOME	ROAD	LAST 10 GAMES	STREAK
Miami	44	29	.603	--	29-7	15-22	4-6	Lost 2
Orlando	33	40	.452	11.0	18-17	15-23	5-5	Won 1
Charlotte	23	42	.354	17.0	10-21	13-21	4-6	Won 1
Washington	25	47	.347	18.5	16-20	9-27	2-8	Won 1
Atlanta	20	47	.299	21.0	14-20	6-27	4-6	Lost 1

WESTERN CONFERENCE

NORTHWEST	W	L	PCT.	GB	HOME	ROAD	LAST 10 GAMES	STREAK
Houston	44	28	.611	--	24-12	20-16	5-5	Lost 3
Dallas	43	32	.573	2.5	20-18	23-14	4-6	Lost 2
Memphis	34	39	.466	10.5	20-17	14-22	3-7	Won 1
San Antonio	32	39	.451	11.5	19-15	13-24	6-4	Lost 1
New Orleans	30	42	.417	14.0	15-21	15-21	4-6	Lost 3

PACIFIC	W	L	PCT.	GB	HOME	ROAD	LAST 10 GAMES	STREAK
Denver	46	27	.630	--	26-11	20-16	4-6	Lost 3
Oklahoma City	44	28	.611	1.5	23-14	21-14	6-4	Lost 1
Utah	44	28	.611	1.5	23-12	21-16	4-6	Won 1
Portland	35	39	.473	11.5	21-15	14-24	7-3	Won 3
Minnesota	19	45	.297	22.5	8-24	11-21	3-7	Lost 3

SOUTHWEST	W	L	PCT.	GB	HOME	ROAD	LAST 10 GAMES	STREAK
LA Lakers	52	19	.732	--	25-10	27-9	4-6	Lost 1
LA Clippers	49	23	.681	3.5	27-9	22-14	6-4	Won 2
Phoenix	34	39	.466	19.0	17-22	17-17	9-1	Won 8
Sacramento	31	41	.431	21.5	16-19	15-22	4-6	Won 2
Golden State	15	50	.231	34.0	8-26	7-24	3-7	Lost 1

2019-20 HEAD-TO-HEAD WIN GRID

	ATL	BOS	BKN	CHA	CHI	CLE	DAL	DEN	DET	GSW	HOU	IND	LAC	LAL	MEM	MIA	MIL	MIN	NOP	NYK	OKC	ORL	PHIL	PHO	POR	SAC	SAS	TOR	UTA	WAS
TOR	3	1	3	2	3	3	1	1	3	1	0	3	0	2	1	1	1	2	2	2	1	4	3	2	1	2	1	--	2	2
BOS	3	--	2	3	2	4	2	1	1	2	0	1	1	1	2	2	1	1	1	3	1	3	1	1	2	1	1	3	1	1
PHI	2	3	3	1	2	3	0	1	3	1	1	1	1	1	1	1	1	1	1	4	1	1	--	0	1	2	2	1	2	2
BKN	3	2	--	3	3	1	0	1	2	1	1	1	1	1	0	1	1	0	2	2	0	1	1	1	1	2	1	1	0	1
NYK	2	0	2	0	2	3	2	0	2	1	1	1	0	0	0	1	0	0	0	--	0	1	0	0	1	1	0	0	0	1
MIL	3	2	1	3	4	3	0	0	3	1	1	3	2	1	1	1	--	2	2	3	2	4	2	1	2	2	1	2	1	3
IND	2	1	2	3	4	2	1	1	1	1	--	0	2	2	1	1	2	0	2	2	3	3	1	1	1	1	1	1	1	2
CHI	3	0	0	1	--	3	1	0	4	0	0	0	1	0	2	0	0	1	0	1	0	0	0	0	0	1	1	0	0	3
DET	2	1	1	0	0	2	0	1	--	1	1	3	0	0	0	0	0	1	1	1	0	1	0	2	0	1	1	0	0	1
CLE	2	0	0	1	1	--	0	2	2	0	0	1	0	0	1	1	0	1	0	1	0	0	1	0	1	0	2	0	0	2
MIA	3	1	2	1	2	3	2	1	1	2	1	3	0	0	1	--	2	0	1	1	1	3	3	1	1	1	1	2	1	3
ORL	2	0	3	2	1	3	0	0	1	1	1	0	0	1	2	1	0	2	2	1	0	--	2	1	0	2	1	0	0	4
CHA	0	0	1	--	3	1	1	0	4	2	1	1	0	0	0	1	0	1	0	3	0	0	0	0	0	2	0	1	0	1
WAS	2	2	2	2	1	1	1	1	3	1	0	0	0	0	0	1	0	1	0	3	1	0	1	1	0	0	1	0	0	--
ATL	--	0	1	2	0	0	1	1	1	1	0	1	1	0	0	1	0	1	0	1	0	2	1	1	1	0	2	0	0	1
HOU	2	2	1	1	1	1	2	2	0	2	--	1	2	2	2	1	1	4	3	1	1	1	1	2	1	2	1	1	2	1
DAL	1	0	1	1	1	2	--	2	1	3	1	1	0	1	2	0	2	3	4	0	1	2	2	1	2	3	3	1	1	1
MEM	2	0	2	2	0	1	1	1	2	2	1	0	1	1	--	1	1	3	0	1	2	0	0	3	1	1	2	0	1	2
SAS	0	1	1	2	0	0	1	0	1	2	2	0	1	0	2	1	1	0	2	2	2	1	0	2	1	2	--	1	3	1
NOP	0	1	0	1	2	2	0	2	1	2	1	2	1	0	3	1	0	2	--	1	0	0	0	1	4	1	0	0	1	1
DEN	1	1	1	2	0	0	1	--	1	1	2	1	1	1	2	1	2	4	1	2	2	2	1	4	3	2	2	1	3	1
OKC	1	1	1	1	2	2	1	1	2	3	2	0	1	1	1	1	0	3	4	1	--	2	1	2	2	2	2	1	2	1
UTA	1	1	2	2	1	1	2	0	2	4	1	1	2	0	3	1	1	2	3	2	1	2	1	1	2	2	1	0	--	2
POR	1	0	1	1	2	0	2	1	1	2	3	1	0	1	1	1	0	1	0	1	2	2	1	2	--	2	2	1	1	2
MIN	1	0	2	1	1	1	0	0	1	2	0	0	1	0	0	2	0	--	1	0	0	0	0	0	1	1	2	0	1	1
LAL	2	1	1	1	1	1	3	3	1	3	1	0	2	--	3	2	1	1	4	2	3	1	1	3	2	2	3	0	3	1
LAC	1	1	0	1	0	2	3	2	1	3	2	1	--	2	2	2	0	2	3	1	3	2	1	2	3	1	3	2	1	2
PHO	1	1	1	2	1	0	3	0	0	2	1	1	2	0	1	1	1	2	1	2	1	1	2	--	2	2	1	0	1	1
SAC	1	1	0	0	1	0	1	1	1	3	1	0	2	1	3	1	0	2	2	1	1	0	0	2	2	--	1	0	1	2
GSW	0	0	0	0	2	1	0	1	0	--	1	0	0	0	1	0	0	1	2	0	0	1	1	2	1	0	0	0	0	1

FINAL NBA STATS

2019-20 FINAL NBA INDIVIDUAL HIGHS

MOST MINUTES PLAYED, SEASON	2,556	McCollum, Portland
MOST MINUTES PLAYED, GAME	52	Tucker, Houston at Utah, 1/27
MOST FIELD GOALS MADE, GAME	20	three times, most recently by: Warren, Indiana vs. Philadelphia, 8/1
MOST FIELD GOAL ATTEMPTS, GAME	41	Houston, at Minnesota, 11/16
MOST 3-PT. FIELD GOALS MADE, GAME	13	LaVine, Chicago at Charlotte, 11/23
MOST 3-PT. FIELD GOAL ATTEMPTS, GAME	22	two times, most recently by: Smart, Boston vs. Phoenix, 1/18
MOST FREE THROWS MADE, GAME	26	Davis, LA Lakers vs. Memphis, 10/29
MOST FREE THROW ATTEMPTS, GAME	27	Davis, LA Lakers vs. Memphis, 10/29
MOST REBOUNDS, GAME	25	Valanciunas, Memphis vs. Sacramento, 2/28
MOST OFFENSIVE REBOUNDS, GAME	11	Capela, Houston at Atlanta, 1/8
MOST DEFENSIVE REBOUNDS, GAME	19	four tmes, most recently by: Valanciunas, Memphis vs. Sacramento, 2/28
MOST OFFENSIVE REBOUNDS, SEASON	258	Whiteside, Portland
MOST DEFENSIVE REBOUNDS, SEASON	716	Antetokounmpo, Milwaukee
MOST ASSISTS, GAME	19	two times, most recently by: Doncic, Dallas vs. Milwaukee, 8/8
MOST BLOCKED SHOTS, GAME	10	Whiteside, Portland vs. Chicago, 11/29
MOST PERSONAL FOULS, SEASON	278	Brooks, Memphis
MOST DISQUALIFICATIONS, SEASON	10	Brooks, Memphis

2019-20 FINAL NBA TEAM HIGHS AND LOWS

MOST POINTS, GAME	159	Houston at Washington, 10/30
FEWEST POINTS, GAME	73	Chicago vs. Charlotte, 12/13
HIGHEST FIELD GOAL PERCENTAGE, GAME	.674	San Antonio at Memphis, 12/23
LOWEST FIELD GOAL PERCENTAGE, GAME	.269	Brooklyn vs. New York, 12/26
MOST FIELD GOALS MADE, GAME	60	San Antonio at Memphis, 12/23
FEWEST FIELD GOALS MADE, GAME	21	Brooklyn vs. New York, 12/26
MOST FIELD GOAL ATTEMPTS, GAME	116	Golden State at Portland, 1/20
FEWEST FIELD GOAL ATTEMPTS, GAME	63	Sacramento at Golden State, 12/15
MOST 3-POINT FIELD GOALS MADE, GAME	26	Minnesota vs. LA Clippers, 2/8
MOST 3-POINT FIELD GOALS ATTEMPTED, GAME	61	Houston vs. Milwaukee, 8/2
MOST FREE THROWS MADE, GAME	39	Dallas at Sacramento, 8/4
FEWEST FREE THROWS MADE, GAME	3	five times, most recently by: Denver at Cleveland, 3/7
FEWEST FREE THROWS ATTEMPTED, GAME	5	three times, most recently by: Indiana at Milwaukee, 12/22
MOST REBOUNDS, GAME	67	Sacramento vs. Minnesota, 12/26
FEWEST REBOUNDS, GAME	25	Golden State vs. Sacramento, 12/15
MOST ASSISTS, GAME	43	Philadelphia vs. Cleveland, 12/7
MOST STEALS, GAME	18	two times, most recently by: Chicago vs. Cleveland, 1/18
MOST PERSONAL FOULS, GAME	37	Sacramento vs. Dallas, 8/4
FEWEST PERSONAL FOULS, GAME	6	Miami vs. New Orleans, 11/16
MOST BLOCKED SHOTS, GAME	20	LA Lakers vs. Detroit, 1/5
MOST TURNOVERS, GAME	29	four times, most recently by: Brooklyn vs. Chicago 3/8
FEWEST TURNOVERS, GAME	3	three times, most recently by: Miami vs. Philadelphia, 2/3

FINAL NBA STATS, CONTINUED

2019-20 FINAL NBA LEADERS

MINIMUMS FOR LEADERS

Scoring:	70% of team's games	Blocked Shots:	70% of team's games
Rebounding:	70% of team's games	Minutes:	70% of team's games
Field Goal Percentage:	3.7 FGM/team's games	Asst/TO Ratio:	2.4 APG/team's games
Free Throw Percentage:	1.5 FTM/team's games	Stls/TO Ratio:	1 SPG/team's games
3-Pt. Field Goal Percentage:	1 3FGM/team's games		
Assists:	70% of team's games		
Steals:	70% of team's games		

SCORING AVERAGE

Player, Team	G	FG	FT	Pts.	Avg.
Harden, Houston	68	672	692	2335	34.3
Beal, Washington	57	593	385	1741	30.5
Lillard, Portland	66	624	460	1978	30.0
Young, Atlanta	60	546	481	1778	29.6
Antetokounmpo, Milwaukee	63	685	398	1857	29.5
Doncic, Dallas	61	581	426	1759	28.8
Westbrook, Houston	57	604	290	1553	27.2
Leonard, LA Clippers	57	532	356	1543	27.1
Booker, Phoenix	70	627	468	1863	26.6
Davis, LA Lakers	62	551	444	1618	26.1
LaVine, Chicago	60	539	268	1530	25.5
James, LA Lakers	67	643	264	1698	25.3
Mitchell, Utah	69	602	278	1655	24.0
Ingram, New Orleans	62	507	313	1477	23.8
Tatum, Boston	66	552	254	1547	23.4
Russell, Golden St.-Minn.	45	360	161	1039	23.1
Siakam, Toronto	60	500	240	1371	22.9
McCollum, Portland	70	611	140	1556	22.2
DeRozan, San Antonio	68	557	381	1504	22.1
Wiggins, Minn.-Golden St.	54	437	190	1175	21.8

REBOUNDS PER GAME

Player, Team	G	Off	Def	Tot	Avg.
Drummond, Det.-Clev.	57	250	614	864	15.2
Antetokounmpo, Milwaukee	63	140	716	856	13.6
Whiteside, Portland	67	258	647	905	13.5
Gobert, Utah	68	230	686	916	13.5
Sabonis, Indiana	62	189	582	771	12.4
Valanciunas, Memphis	70	213	575	788	11.3
Vucevic, Orlando	62	140	533	673	10.9
Adebayo, Miami	72	176	559	735	10.2
Thompson, Cleveland	57	226	351	577	10.1
Jordan, Brooklyn	56	141	420	561	10.0
Favors, New Orleans	51	163	338	501	9.8
Love, Cleveland	56	54	493	547	9.8
Jokic, Denver	73	166	545	711	9.7
Randle, New York	64	151	471	622	9.7
Allen, Brooklyn	70	216	455	671	9.6
Porzingis, Dallas	57	100	440	540	9.5
Doncic, Dallas	61	78	495	573	9.4
Davis, LA Lakers	62	142	435	577	9.3
Adams, Oklahoma City	63	207	376	583	9.3
Ibaka, Toronto	55	114	338	452	8.2

ASSISTS PER GAME

Player, Team	G	Ast.	Avg.
James, LA Lakers	67	684	10.2
Young, Atlanta	60	560	9.3
Doncic, Dallas	61	538	8.8
Rubio, Phoenix	65	570	8.8
Lillard, Portland	66	530	8.0
Simmons, Philadelphia	57	455	8.0
Harden, Houston	68	512	7.5
Graham, Charlotte	63	471	7.5
Lowry, Toronto	58	433	7.5
Morant, Memphis	67	488	7.3
Brogdon, Indiana	54	381	7.1
Westbrook, Houston	57	401	7.0
Jokic, Denver	73	512	7.0
Ball, New Orleans	63	438	7.0
Fox, Sacramento	51	348	6.8
Dinwiddie, Brooklyn	64	432	6.8
Paul, Oklahoma City	70	472	6.7
Holiday, New Orleans	61	408	6.7
VanVleet, Toronto	54	357	6.6
Booker, Phoenix	70	456	6.5

FIELD GOAL PERCENTAGE

Player, Team	FG	FGA	Pct.
Robinson, New York	253	341	.742
Gobert, Utah	386	557	.693
Allen, Brooklyn	302	465	.649
Whiteside, Portland	436	702	.621
Clarke, Memphis	296	479	.618
Adams, Oklahoma City	283	478	.592
Valanciunas, Memphis	432	739	.585
Collins, Atlanta	353	605	.583
Harrell, LA Clippers	471	812	.580
Simmons, Philadelphia	375	647	.580
Wood, Detroit	288	508	.567
Adebayo, Miami	440	790	.557
Antetokounmpo, Milwaukee	685	1238	.553
Ayton, Phoenix	310	568	.546
Sabonis, Indiana	458	848	.540
Warren, Indiana	534	997	.536
Drummond, Detroit-Cleveland	418	784	.533
DeRozan, San Antonio	557	1049	.531
Jokic, Denver	565	1071	.528

FREE THROW PERCENTAGE

Player, Team	FT	FTA	Pct.
Wanamaker, Boston	126	136	.926
Booker, Phoenix	468	509	.919
Middleton, Milwaukee	208	227	.916
Paul, Oklahoma City	253	279	.907
Bogdanovic, Utah	250	277	.903
Gallinari, Oklahoma City	266	298	.893
Brogdon, Indiana	166	186	.892
Redick, New Orleans	165	185	.892
Augustin, Orlando	161	181	.890
Lillard, Portland	460	518	.888
Burks, Golden State-Philadelphia	235	265	.887
Leonard, LA Clippers	356	402	.886
Gay, San Antonio	120	136	.882
Murray, Denver	163	185	.881
Satoransky, Chicago	106	121	.876
George, LA Clippers	190	217	.876
Rozier, Charlotte	166	190	.874
Teague, Minnesota-Atlanta	172	197	.873
Lee, Golden State	110	126	.873
Rose, Detroit	121	139	.871

3-POINT FIELD GOAL PERCENTAGE

Player, Team	3FG	3FGA	Pct.
Hill, Milwaukee	81	176	.460
Redick, New Orleans	180	397	.453
Curry, Dallas	145	321	.452
Robinson, Miami	270	606	.446
McDermott, Indiana	128	294	.435
Bertans, Washington	200	472	.424
Harris, Brooklyn	172	406	.424
Bjelica, Sacramento	134	230	.419
Trent, Portland	112	268	.418
Korver, Milwaukee	99	237	.418
Middleton, Milwaukee	147	354	.415
Bogdanovic, Utah	189	457	.414
Thomas, Washington-LA Clippers	78	189	.413
George, LA Clippers	157	381	.412
Towns, Minnesota	114	277	.412
Morris, New York-LA Clippers	142	348	.408
Rozier, Charlotte	172	423	.407
Olynyk, Miami	95	234	.406
Gallinari, Oklahoma City	178	439	.405
J. Holiday, Indiana	134	331	.405

FINAL NBA STATS, CONTINUED

2019-20 FINAL NBA LEADERS

STEALS PER GAME

Player, Team	G	Stl.	Avg.
Simmons, Philadelphia	57	119	2.09
Dunn, Chicago	51	101	1.98
Drummond, Detroit-Cleveland	57	109	1.91
VanVleet, Toronto	54	100	1.85
Harden, Houston	68	125	1.84
Leonard, LA Clippers	57	103	1.81
Butler, Miami	58	103	1.78
Smart, Boston	60	101	1.68
Murray, San Antonio	66	111	1.68
Covington, Minnesota-Houston	70	115	1.64
Westbrook, Houston	57	93	1.63
Holiday, New Orleans	61	99	1.62
Paul, Oklahoma City	70	111	1.59
Davis, LA Lakers	62	91	1.47
LaVine, Chicago	60	88	1.47
Fox, Sacramento	51	74	1.45
Rubio, Phoenix	65	94	1.45
Young, Chicago	64	92	1.44
Thybulle, Philadelphia	65	93	1.43
Lowry, Toronto	58	82	1.41

ASSIST/TURNOVER RATIO - TEAM

Team	Ast.	TO	Ratio
San Antonio	1751	895	1.96
Indiana	1888	967	1.95
Denver	1952	1005	1.94
Dallas	1849	953	1.94
Orlando	1747	937	1.86
Phoenix	1987	1077	1.84
Philadelphia	1884	1037	1.82
Washington	1801	1020	1.77
Memphis	1965	1113	1.77
Miami	1892	1088	1.74
Golden State	1663	969	1.72
Milwaukee	1889	1102	1.71
Toronto	1816	1067	1.70
LA Lakers	1803	1077	1.67
Boston	1655	995	1.66
Sacramento	1713	1043	1.64
New Orleans	1932	1181	1.64
Charlotte	1549	949	1.63
LA Clippers	1708	1051	1.63
Portland	1525	946	1.61
Brooklyn	1761	1099	1.60
Oklahoma City	1562	986	1.58
Detroit	1589	1008	1.58
Minnesota	1525	981	1.55
New York	1456	946	1.54
Chicago	1510	1005	1.50
Utah	1615	1089	1.48
Atlanta	1605	1086	1.48
Houston	1557	1057	1.47
Cleveland	1500	1073	1.40

ASSIST/TURNOVER RATIO - INDIVIDUAL

Player, Team	Ast.	TO	Ratio
Jones, Memphis	285	55	5.18
Morris, Denver	255	53	4.81
McConnell, Indiana	355	100	3.55
Smith, Washington	334	95	3.52
Horford, Philadelphia	270	80	3.38
Payton, New York	323	96	3.36
Wright, Dallas	244	73	3.34
Rubio, Phoenix	570	173	3.29
Hill, Milwaukee	180	57	3.16
Joseph, Sacramento	251	80	3.14

BLOCKED SHOTS PER GAME

Player, Team	G	Blk	Avg.
Turner, Indiana	74	199	2.69
Robinson, New York	66	161	2.44
Gobert, Utah	81	187	2.31
Lopez, Milwaukee	81	179	2.21
McGee, LA Lakers	75	148	1.97
Embiid, Philadelphia	64	122	1.91
Whiteside, Miami	72	136	1.89
Drummond, Detroit	79	138	1.75
Towns, Minnesota	77	125	1.62
Antetokounmpo, Milwaukee	72	110	1.53
Capela, Houston	67	102	1.52
Allen, Brooklyn	80	120	1.50
Nurkic, Portland	72	103	1.43
Jackson, Memphis	58	82	1.41
Favors, Utah	76	106	1.39
Ibaka, Toronto	74	103	1.39
Harrell, LA Clippers	82	110	1.34
Aldridge, San Antonio	81	107	1.32
Isaac, Orlando	75	98	1.31
Horford, Boston	68	86	1.26

STEALS/TURNOVER RATIO - TEAM

Team	Stl.	TO	Ratio
Chicago	652	1005	0.65
Orlando	599	937	0.64
Boston	595	995	0.60
Toronto	636	1067	0.60
Houston	627	1057	0.59
Denver	586	1005	0.58
San Antonio	518	895	0.58
LA Lakers	612	1077	0.57
Minnesota	555	981	0.57
Philadelphia	586	1037	0.57
Washington	574	1020	0.56
Indiana	543	967	0.56
Oklahoma City	550	986	0.56
Golden State	534	969	0.55
Sacramento	556	1043	0.53
New York	504	946	0.53
Phoenix	559	1077	0.52
Memphis	576	1113	0.52
Miami	547	1088	0.50
Portland	465	946	0.49
LA Clippers	511	1051	0.49
Detroit	490	1008	0.49
Dallas	460	953	0.48
Atlanta	523	1086	0.48
Milwaukee	526	1102	0.48
New Orleans	539	1181	0.46
Charlotte	428	949	0.45
Brooklyn	464	1099	0.42
Cleveland	447	1073	0.42
Utah	438	1089	0.40

STEALS/TURNOVER RATIO - INDIVIDUAL

Player, Team	Stl.	TO	Ratio
J. Holiday, Indiana	87	44	1.98
Thybulle, Philadelphia	93	51	1.82
Dunn, Chicago	101	68	1.49
Bridges, Phoenix	102	73	1.40
Green, LA Lakers	85	63	1.35
Harris, Denver	76	60	1.27
Anunoby, Toronto	96	79	1.22
Wright, Dallas	85	73	1.16
Covington, Minnesota-Houston	115	103	1.12
Ross, Orlando	77	70	1.10

FINAL NBA STATS, CONTINUED

MISCELLANEOUS STANDINGS

	Leading At Half	Trailing At Half	Leading After Third	Trailing After Third	Season Won-Lost
Atlanta	12-12	8-34	15-8	5-37	20-47
Boston	36-8	10-16	44-6	2-16	48-24
Brooklyn	26-16	8-21	28-13	6-22	35-37
Charlotte	13-13	10-29	14-6	7-34	23-42
Chicago	15-15	7-27	15-7	5-33	22-43
Cleveland	14-7	5-39	12-5	6-39	19-46
Dallas	31-13	12-18	36-11	5-19	43-32
Denver	27-8	19-18	35-6	9-20	46-27
Detroit	12-10	8-35	17-3	3-39	20-46
Golden State	8-11	7-38	11-6	4-42	15-50
Houston	32-8	10-19	38-6	6-22	44-28
Indiana	33-5	12-21	36-5	6-22	45-28
L.A. Clippers	36-6	13-14	38-4	9-19	49-23
L.A. Lakers	39-8	11-10	43-0	7-16	52-19
Memphis	28-7	4-32	29-8	5-31	34-39
Miami	34-12	8-16	36-6	7-22	44-29
Milwaukee	46-4	10-12	49-2	5-15	56-17
Minnesota	13-11	6-33	12-6	7-39	19-45
New Orleans	21-6	7-35	24-11	5-31	30-42
New York	16-11	5-32	14-5	5-38	21-45
Oklahoma City	31-10	11-18	26-4	7-23	44-28
Orlando	23-9	7-31	27-3	6-37	33-40
Philadelphia	29-9	12-19	31-7	9-22	43-30
Phoenix	23-9	8-28	30-4	3-33	34-39
Portland	28-11	6-28	24-6	9-33	35-39
Sacramento	23-10	6-30	24-8	6-32	31-41
San Antonio	19-10	11-28	26-11	6-27	32-39
Toronto	37-4	15-14	48-6	3-13	53-19
Utah	28-7	15-20	34-8	9-20	44-28
Washington	17-9	8-35	20-5	4-40	25-47

TEAM STATISTICS

		FIELD GOALS		3-PT. FG'S		FREE THROWS		REBOUNDS		SCORING							
TEAM	G	MADE - ATT	PCT	MADE - ATT	PCT	MADE - ATT	PCT	OFF - DEF	TOT	AST	PF	DQ	STL	TO	BLK	PTS	AVG.
MIL	73	3160-6639	.476	1007-2840	.355	1336-1800	.742	692-3083	3775	1889	1431	10	526	1102	429	8663	118.7
HOU	72	2936-6512	.451	1126-3261	.345	1484-1876	.791	704-2484	3188	1557	1566	5	627	1057	371	8482	117.8
DAL	75	3124-6772	.461	1136-3095	.367	1392-1787	.779	791-2729	3520	1849	1462	13	460	953	363	8776	117.0
LAC	72	2992-6425	.466	895-2410	.371	1498-1894	.791	767-2664	3431	1708	1594	10	511	1051	338	8377	116.3
NOP	72	3065-6598	.465	982-2656	.370	1229-1687	.729	797-2551	3348	1932	1524	8	539	1181	358	8341	115.8
POR	74	3122-6749	.463	952-2525	.377	1312-1632	.804	754-2599	3353	1525	1606	11	465	946	451	8508	115.0
WAS	72	2990-6544	.457	864-2345	.368	1394-1770	.788	732-2295	3027	1801	1634	10	574	1020	309	8238	114.4
SAS	71	2995-6350	.472	760-2021	.376	1348-1664	.810	640-2530	3170	1751	1377	6	518	895	390	8098	114.1
BOS	72	2971-6448	.461	905-2487	.364	1336-1668	.801	768-2549	3317	1655	1553	11	595	995	406	8183	113.7
PHO	73	3006-6429	.468	831-2320	.358	1451-1740	.834	712-2465	3177	1987	1609	16	559	1077	290	8294	113.6
LAL	71	3006-6269	.480	782-2242	.349	1260-1728	.729	757-2490	3247	1803	1471	1	612	1077	468	8054	113.4
MIN	64	2586-5865	.441	853-2540	.336	1223-1624	.753	675-2193	2868	1525	1370	6	555	981	362	7248	113.3
TOR	72	2897-6331	.458	995-2663	.374	1329-1670	.796	685-2583	3268	1816	1559	12	636	1067	358	8118	112.8
MEM	73	3106-6634	.468	798-2297	.347	1212-1589	.763	754-2643	3397	1965	1546	22	576	1113	399	8222	112.6
MIA	73	2880-6160	.468	979-2584	.379	1440-1840	.783	620-2619	3239	1892	1501	9	547	1088	332	8179	112.0
BKN	72	2908-6498	.448	941-2746	.343	1291-1732	.745	766-2683	3449	1761	1510	6	464	1099	323	8048	111.8
ATL	67	2723-6067	.449	805-2416	.333	1237-1566	.790	661-2237	2898	1605	1548	14	523	1086	341	7488	111.8
UTA	72	2886-6130	.471	963-2537	.380	1278-1641	.779	656-2577	3233	1615	1468	9	438	1089	291	8013	111.3
DEN	73	3069-6488	.473	801-2234	.359	1185-1526	.777	786-2436	3222	1952	1485	5	586	1005	337	8124	111.3
PHI	73	3000-6417	.468	848-2307	.368	1236-1638	.755	764-2553	3317	1884	1529	9	586	1037	389	8084	110.7
OKC	72	2879-6156	.468	770-2171	.355	1422-1787	.796	593-2495	3088	1562	1390	6	550	986	353	7950	110.4
SAC	72	2943-6364	.462	914-2511	.364	1127-1464	.770	695-2372	3067	1713	1595	8	556	1043	293	7927	110.1
IND	73	3075-6457	.476	743-2046	.363	1096-1393	.787	636-2489	3125	1888	1445	10	543	967	376	7989	109.4
ORL	73	2871-6468	.444	807-2354	.343	1282-1656	.774	751-2498	3249	1747	1336	9	599	937	396	7831	107.3
DET	66	2595-5658	.459	791-2157	.367	1097-1476	.743	644-2109	2753	1589	1299	8	490	1008	299	7078	107.2
CLE	65	2619-5715	.458	727-2070	.351	983-1296	.758	704-2172	2876	1500	1188	1	447	1073	211	6948	106.9
CHI	65	2573-5762	.447	793-2282	.348	1006-1332	.755	680-2041	2721	1510	1417	21	652	1005	265	6945	106.8
GSW	65	2510-5730	.438	678-2032	.334	1214-1511	.803	647-2138	2785	1663	1304	8	534	969	299	6912	106.3
NYK	66	2638-5896	.447	631-1872	.337	1076-1550	.694	795-2274	3069	1456	1464	10	504	946	313	6983	105.8
CHA	65	2425-5586	.434	785-2231	.352	1052-1406	.748	715-2066	2781	1549	1223	5	428	949	268	6687	102.9

FINAL NBA STATS, CONTINUED

OPPONENTS' STATISTICS

	FIELD GOALS			3-PT. FG'S			FREE THROWS			REBOUNDS			SCORING								
TEAM	MADE - ATT	PCT		MADE - ATT	PCT		MADE - ATT	PCT		OFF - DEF	TOT		AST	PF	DQ	STL	TO	BLK	PTS	AVG.	DIFF.
TOR	2721-6359	.428		943-2798	.337		1284-1670	.769		786-2530	3316		1841	1466	8	520	1212	395	7669	106.5	+6.2
BOS	2764-6268	.441		851-2504	.340		1350-1761	.767		743-2449	3192		1613	1487	5	514	1097	396	7729	107.3	+6.3
IND	2883-6459	.446		837-2455	.341		1243-1577	.788		757-2545	3302		1686	1373	8	504	1071	335	7846	107.5	+2.0
LAL	2773-6187	.448		827-2373	.349		1270-1626	.781		668-2333	3001		1662	1544	9	585	1130	263	7643	107.6	+5.8
ORL	2949-6343	.465		893-2453	.364		1114-1445	.771		660-2616	3276		1804	1420	3	511	1065	338	7905	108.3	-1.0
PHI	2905-6275	.463		759-2148	.353		1341-1786	.751		628-2426	3054		1661	1493	17	510	1009	294	7910	108.4	+2.4
OKC	2937-6454	.455		814-2395	.340		1119-1408	.795		754-2472	3226		1656	1641	8	505	1024	290	7807	108.4	+2.0
MIL	2843-6862	.414		1020-2871	.355		1221-1551	.787		693-2651	3344		1764	1586	13	538	1030	327	7927	108.6	+10.1
UTA	2930-6417	.457		790-2235	.353		1185-1545	.767		688-2386	3074		1548	1501	11	566	889	329	7835	108.8	+2.5
MIA	2831-6326	.448		956-2753	.347		1346-1720	.783		674-2431	3105		1794	1584	11	545	1022	302	7964	109.1	+2.9
DEN	2919-6311	.463		885-2453	.358		1247-1632	.759		736-2377	3113		1852	1494	14	525	1041	324	7970	109.2	+2.1
CHA	2708-5690	.476		803-2148	.352		907-1197	.758		711-2276	2987		1732	1337	9	523	935	328	7126	109.6	-6.8
LAC	2846-6494	.438		886-2395	.345		1335-1766	.756		771-2491	3262		1709	1647	9	540	1013	338	7913	109.9	+6.4
CHI	2568-5364	.479		726-2057	.353		1283-1691	.759		660-2299	2959		1653	1246	6	530	1187	384	7145	109.9	-3.1
DET	2768-5764	.480		705-1952	.361		1072-1379	.777		668-2204	2872		1625	1308	4	543	923	369	7313	110.8	-3.6
DAL	3143-6868	.458		919-2615	.351		1200-1578	.760		782-2625	3407		1794	1601	15	525	896	311	8405	112.1	+4.9
SAC	2898-6158	.471		894-2506	.357		1384-1752	.790		654-2481	3135		1791	1404	8	557	1094	303	8074	112.1	-2.0
NYK	2631-5678	.463		877-2303	.381		1270-1696	.749		632-2284	2916		1605	1305	7	474	907	333	7409	112.3	-6.5
BKN	2981-6688	.446		877-2505	.350		1250-1625	.769		766-2541	3307		1630	1521	14	554	919	379	8089	112.3	-0.6
PHO	3011-6378	.472		848-2335	.363		1408-1787	.788		664-2497	3161		1723	1653	10	576	1139	401	8278	113.4	+0.2
MEM	2964-6593	.450		942-2580	.365		1430-1828	.782		757-2519	3276		1814	1474	10	585	1080	386	8300	113.7	-1.1
CLE	2851-5811	.491		804-2143	.375		955-1245	.767		633-2154	2787		1699	1277	2	613	844	412	7461	114.8	-7.9
HOU	3045-6589	.462		880-2522	.349		1299-1706	.761		803-2645	3448		1819	1515	15	578	1163	354	8269	114.8	+3.0
GSW	2743-5760	.476		879-2261	.389		1113-1422	.783		661-2359	3020		1698	1308	6	536	1016	321	7478	115.0	-8.7
SAS	3004-6402	.469		931-2493	.373		1238-1594	.777		665-2551	3216		1825	1424	9	486	937	308	8177	115.2	-1.1
POR	3090-6781	.456		1003-2619	.383		1410-1828	.771		852-2617	3469		1840	1488	7	502	953	364	8593	116.1	-1.1
NOP	3077-6611	.465		880-2438	.361		1400-1775	.789		727-2501	3228		1763	1519	12	615	1045	348	8434	117.1	-1.3
MIN	2760-5786	.477		740-2040	.363		1263-1613	.783		647-2383	3030		1560	1383	6	499	992	355	7523	117.5	-4.3
WAS	3104-6363	.488		896-2386	.376		1470-1890	.778		753-2572	3325		1814	1601	11	541	1163	363	8574	119.1	-4.7
ATL	2903-6078	.478		797-2194	.363		1419-1839	.772		748-2402	3150		1674	1404	12	600	1006	428	8022	119.7	-8.0

TEAM COMPARISONS

	POINTS PER GAME		FIELD GOAL PERCENTAGE		TURNOVERS PER GAME		REBOUND PERCENTAGES			BELOW 100 PTS.		OVERTIME GAMES		DECIDED 3 PTS. OR LESS		DECIDED 10 PTS. OR MORE	
TEAM	OWN	OPP	OWN	OPP	OWN	OPP	OFF	DEF	TOT	OWN	OPP	W	L	W	L	W	L
ATL	111.8	119.7	.449	.478	16.2	15.0	.216	.749	.483	8	4	2	4	1	5	8	29
BOS	113.7	107.3	.461	.441	13.8	15.2	.239	.774	.507	9	16	2	3	6	5	29	7
BKN	111.8	112.3	.448	.446	15.3	12.8	.232	.778	.505	8	10	3	5	7	7	17	19
CHA	102.9	109.6	.434	.476	14.6	14.4	.239	.744	.492	23	10	2	3	9	8	5	25
CHI	106.8	109.9	.447	.479	15.5	*18.3	.228	.756	.492	15	8	1	2	6	6	7	19
CLE	106.9	114.8	.458	.491	16.5	13.0	.246	.774	.510	14	8	4	1	5	5	6	28
DAL	117.0	112.1	.461	.458	12.7	11.9	.232	.777	.504	2	11	3	4	2	11	23	9
DEN	111.3	109.2	.473	.463	13.8	14.3	.248	.768	.508	9	16	5	3	9	5	16	13
DET	107.2	110.8	.459	.480	15.3	14.0	.226	.759	.493	15	8	1	4	4	6	9	26
GSW	106.3	115.0	.438	.476	14.9	15.6	.215	.764	.490	17	8	0	5	1	3	8	30
HOU	117.8	114.8	.451	.462	14.7	16.2	.210	.756	.483	5	4	2	1	4	5	22	14
IND	109.4	107.5	.476	.446	13.2	14.7	.200	.767	.483	11	14	3	1	5	7	20	12
LAC	116.3	109.9	.466	.438	14.6	14.1	.235	.776	.505	7	17	2	1	8	3	32	8
LAL	113.4	107.6	*.480	.448	15.2	15.9	.245	.788	.517	9	16	2	0	7	3	25	11
MEM	112.6	113.7	.468	.450	15.2	14.8	.230	.777	.504	11	8	1	1	3	4	18	21
MIA	112.0	109.1	.468	.448	14.9	14.0	.203	.795	.499	9	11	8	1	6	4	23	11
MIL	*118.7	108.6	.476	*.414	15.1	14.1	.207	*.816	.512	3	16	1	2	3	2	38	8
MIN	113.3	117.5	.441	.447	15.3	15.5	.221	.772	.496	9	3	4	3	3	4	10	21
NOP	115.8	117.1	.465	.465	16.4	14.5	.242	.778	.510	3	4	2	4	2	6	18	15
NYK	105.8	112.3	.447	.463	14.3	13.7	*.258	.783	.520	20	11	3	1	7	6	8	21
OKC	110.4	108.4	.468	.455	13.7	14.2	.193	.768	.481	12	12	4	2	8	6	18	10
ORL	107.3	108.3	.444	.465	12.8	14.6	.223	.791	.507	25	16	1	1	5	5	18	20
PHI	110.7	108.4	.468	.463	14.2	13.8	.239	.803	*.521	17	17	1	2	6	5	19	15
PHO	113.6	113.4	.468	.472	14.8	15.6	.222	.788	.505	9	10	1	2	4	8	15	18
POR	115.0	116.1	.463	.456	12.8	12.9	.224	.753	.488	7	4	3	0	9	3	17	18
SAC	110.1	112.1	.462	.471	14.5	15.2	.219	.784	.501	9	12	2	4	6	8	12	18
SAS	114.1	115.2	.472	.469	*12.6	13.2	.201	.792	.496	5	2	4	2	10	7	10	12
TOR	112.8	*106.5	.458	.428	14.8	16.8	.213	.767	.490	10	22	2	2	6	4	23	10
UTA	111.3	108.8	.471	.457	15.1	12.3	.216	.789	.502	10	15	0	2	7	5	18	11
WAS	114.4	119.1	.457	.488	14.2	16.2	.222	.753	.487	7	5	0	3	1	4	12	25

2020 NBA DRAFT

FIRST ROUND

	TEAM	NAME	COLLEGE/PRIOR COUNTRY PLAYED
1.	Minnesota	Anthony Edwards	Georgia
2.	Golden State	James Wiseman	Memphis
3.	Charlotte	LaMelo Ball	Australia
4.	Chicago	Patrick Williams	Florida State
5.	Cleveland	Isaac Okoro	Auburn
6.	Atlanta	Onyeka Okongwu	USC
7.	Detroit	Killian Hayes	Germany
8.	New York	Obi Toppin	Dayton
9.	Washington	Deni Avdija	Israel
10.	Phoenix	Jalen Smith	Maryland
11.	San Antonio	Devin Vassell	Florida State
12.	Sacramento	Tyrese Haliburton	Iowa State
13.	New Orleans	Kira Lewis Jr.	Alabama
14.	Boston	Aaron Nesmith	Vanderbilt
15.	Orlando	Cole Anthony	North Carolina
16.	Portland	Isaiah Stewart	Washington
17.	Minnesota	Aleksej Pokusevski	Greece
18.	Dallas	Josh Green	Arizona
19.	Brooklyn	Saddiq Bey	Villanova
20.	Miami	Precious Achiuwa	Memphis
21.	Philadelphia	Tyrese Maxey	Kentucky
22.	Denver	Zeke Nnaji	Arizona
23.	New York	Leandro Bolmaro	Spain
24.	Milwaukee	RJ Hampton	New Zealand
25.	Oklahoma City	Immanuel Quickley	Kentucky
26.	Boston	Payton Pritchard	Oregon
27.	Utah	Udoka Azubuike	Kansas
28.	LA Lakers	Jaden McDaniels	Washington
29.	Toronto	Malachi Flynn	San Diego State
30.	Boston	Desmond Bane	TCU

SECOND ROUND

	TEAM	NAME	COLLEGE/PRIOR COUNTRY PLAYED
31.	Dallas	Tyrell Terry	Stanford
32.	Charlotte	Vernon Carey	Duke
33.	Minnesota	Daniel Oturu	Minnesota
34.	Philadelphia	Theo Maledon	France
35.	Sacramento	Xavier Tillman Sr.	Michigan State
36.	Philadelphia	Tyler Bey	Colorado
37.	Washington	Vit Krejci	Spain
38.	Utah	Saben Lee	Vanderbilt
39.	New Orleans	Elijah Hughes	Syracuse
40.	Memphis	Robert Woodard	Mississippi State
41.	San Antonio	Tre Jones	Duke
42.	New Orleans	Nick Richards	Kentucky
43.	Sacramento	Jahmi'us Ramsey	Texas Tech
44.	Chicago	Marko Simonovic	Serbia
45.	Milwaukee	Jordan Nwora	Louisville
46.	Portland	CJ Elleby	Washington State
47.	Boston	Yam Madar	Israel
48.	Golden State	Nico Mannion	Arizona
49.	Philadelphia	Isaiah Joe	Arkansas
50.	Atlanta	Skylar Mays	LSU
51.	Golden State	Justinian Jessup	Australia
52.	Sacramento	Kenyon Martin Jr.	IMG Academy
53.	Oklahoma City	Cassius Winston	Michigan State
54.	Indiana	Cassius Stanley	Duke
55.	Brooklyn	Jay Scrubb	John A. Logan College
56.	Charlotte	Grant Riller	College of Charleston
57.	LA Clippers	Reggie Perry	Mississippi State
58.	Philadelphia	Paul Reed	DePaul
59.	Toronto	Jalen Harris	Nevada
60.	New Orleans	Sam Merrill	Utah State

PAST NBA CHAMPIONS

Season	Champions	Eastern	W-L	Western	W-L
46-47	Philadelphia	Washington	49-11	Chicago	39-22
47-48	Baltimore	Philadelphia	27-21	St. Louis	29-19
48-49	Minneapolis	Washington	38-22	Rochester	45-15

Season	Champions	Eastern	W-L	Western	W-L	Central	W-L
49-50	Minneapolis	Syracuse	51-13	Indianapolis	39-25	Minneapolis	51-17
						Rochester	51-17

Season	Champions	Eastern	W-L	Western	W-L
50-51	Rochester	Philadelphia	40-26	Minneapolis	44-24
51-52	Minneapolis	Syracuse	40-26	Rochester	41-25
52-53	Minneapolis	N.Y. Knicks	47-23	Minneapolis	48-22
53-54	Minneapolis	N.Y. Knicks	44-28	Minneapolis	46-26
54-55	Syracuse	Syracuse	43-29	Fort Wayne	43-29
55-56	Philadelphia	Philadelphia	45-27	Fort Wayne	37-35
56-57	Boston	Boston	44-28	St. Louis	34-38
				Minneapolis	34-38
				Fort Wayne	34-38
57-58	St. Louis	Boston	49-23	St. Louis	41-31
58-59	Boston	Boston	52-20	St. Louis	49-23
59-60	Boston	Boston	59-19	St. Louis	46-29
60-61	Boston	Boston	57-20	St. Louis	51-28
61-62	Boston	Boston	60-02	Los Angeles	54-26
62-63	Boston	Boston	58-22	Los Angeles	53-27
63-64	Boston	Boston	59-21	San Francisco	48-32
64-65	Boston	Boston	62-18	Los Angeles	49-31
65-66	Boston	Philadelphia	55-25	Los Angeles	45-35
66-67	Philadelphia	Philadelphia	68-13	San Francisco	44-37
67-68	Boston	Philadelphia	62-20	St. Louis	56-26
68-69	Boston	Baltimore	57-25	Los Angeles	55-27
69-70	N.Y. Knicks	N.Y.Knicks	60-22	Atlanta	48-34



Season	Champions	Atlantic	W-L	Central	W-L	Midwest	W-L	Pacific	W-L
70-71	Milwaukee	N.Y. Knicks	52-30	Baltimore	42-40	Milwaukee	66-16	Los Angeles	48-34
71-72	L.A. Lakers	Boston	56-26	Baltimore	38-44	Milwaukee	63-19	Los Angeles	69-13
72-73	N.Y. Knicks	Boston	68-14	Baltimore	52-20	Milwaukee	60-20	Los Angeles	60-22
73-74	Boston	Boston	56-26	Capital	47-35	Milwaukee	59-23	Los Angeles	47-35
74-75	Golden State	Boston	60-22	Washington	60-22	Chicago	47-35	Golden State	48-34
75-76	Boston	Boston	54-28	Cleveland	49-33	Milwaukee	38-44	Golden State	59-23
76-77	Portland	Philadelphia	50-32	Houston	49-33	Denver	50-32	Los Angeles	53-29
77-78	Washington	Philadelphia	55-27	San Antonio	52-30	Denver	48-34	Portland	53-24
78-79	Seattle	Washington	54-28	San Antonio	48-34	Kansas City	48-34	Seattle	53-30
79-80	L.A. Lakers	Boston	61-21	Atlanta	50-32	Milwaukee	49-33	Los Angeles	60-22
80-81	Boston	Boston	62-20	Milwaukee	60-22	San Antonio	50-32	Phoenix	57-25
81-82	L.A. Lakers	Boston	63-19	Milwaukee	55-27	San Antonio	48-34	Los Angeles	57-25
82-83	Philadelphia	Philadelphia	65-17	Milwaukee	51-31	San Antonio	53-29	Los Angeles	58-24
83-84	Boston	Boston	62-20	Milwaukee	50-32	Utah	45-37	Los Angeles	54-28
84-85	L.A. Lakers	Boston	63-19	Milwaukee	59-23	Denver	52-30	L.A. Lakers	62-20
85-86	Boston	Boston	67-15	Milwaukee	57-25	Houston	51-31	L.A. Lakers	62-20
86-87	L.A. Lakers	Boston	59-23	Atlanta	57-25	Dallas	55-27	L.A. Lakers	65-17
87-88	L.A. Lakers	Boston	57-25	Detroit	54-28	Denver	54-28	L.A. Lakers	62-20
88-89	Detroit	N.Y. Knicks	52-30	Detroit	63-19	Utah	51-31	L.A. Lakers	57-25
89-90	Detroit	Philadelphia	53-29	Detroit	59-23	San Antonio	56-26	L.A. Lakers	63-19
90-91	Chicago	Boston	56-26	Chicago	61-21	San Antonio	55-27	Portland	63-19
91-92	Chicago	Boston	51-31	Chicago	67-15	Utah	55-27	Portland	57-25
92-93	Chicago	N.Y. Knicks	60-22	Chicago	57-25	Houston	55-27	Phoenix	62-20
93-94	Houston	N.Y. Knicks	57-25	Atlanta	57-25	Houston	58-24	Seattle	63-19
94-95	Houston	Orlando	57-25	Indiana	52-30	San Antonio	62-20	Phoenix	59-23
95-96	Chicago	Orlando	60-22	Chicago	72-10	San Antonio	59-23	Seattle	64-18
96-97	Chicago	Miami	61-21	Chicago	69-13	Utah	64-18	Seattle	57-25
97-98	Chicago	Miami	55-27	Chicago	62-20	Utah	62-20	Seattle	61-21
98-99	San Antonio	New York	27-23	Indiana	33-17	San Antonio	37-13	Portland	35-15
99-00	L.A. Lakers	Miami	52-30	Indiana	56-26	Utah	55-27	L.A. Lakers	67-15
00-01	L.A. Lakers	Philadelphia	56-26	Milwaukee	52-30	San Antonio	58-24	L.A. Lakers	56-26
01-02	L.A. Lakers	New Jersey	52-30	Detroit	50-32	San Antonio	58-24	Sacramento	61-21
02-03	San Antonio	New Jersey	49-33	Detroit	50-32	San Antonio	60-22	Sacramento	59-23
03-04	Detroit	New Jersey	47-35	Indiana	61-21	Minnesota	58-24	L.A. Lakers	56-26

Season	Champions	Atlantic	Central	Southeast	Southwest	Northwest	Pacific
04-05	San Antonio	Boston (45-37)	Detroit (54-28)	Miami (59-23)	San Antonio (59-23)	Seattle (52-30)	Phoenix (62-20)
05-06	Miami	New Jersey (49-33)	Detroit (64-18)	Miami (52-30)	San Antonio (63-19)	Denver (44-38)	Phoenix (54-28)
06-07	San Antonio	Toronto (47-35)	Detroit (53-29)	Miami (44-38)	Dallas (67-15)	Utah (51-31)	Phoenix (61-21)
07-08	Boston	Boston (66-16)	Detroit (59-23)	Orlando (52-30)	New Orleans (56-26)	Utah (54-28)	LA Lakers (57-25)
08-09	LA Lakers	Boston (62-20)	Cleveland (66-16)	Orlando (59-23)	San Antonio (54-28)	Denver (54-28)	LA Lakers (65-17)
09-10	LA Lakers	Boston (50-32)	Cleveland (61-21)	Orlando (59-23)	Dallas (55-27)	Denver (53-29)	LA Lakers (57-25)
10-11	Dallas	Boston (56-26)	Chicago (62-20)	Miami (58-24)	San Antonio (61-21)	OKC (55-27)	LA Lakers (57-25)
11-12	Miami	Boston (39-27)	Chicago (50-16)	Miami (46-20)	San Antonio (50-16)	OKC (47-19)	LA Lakers (41-25)
12-13	Miami	New York (54-28)	Indiana (49-32)	Miami (66-16)	San Antonio (58-24)	OKC (60-22)	LAC (56-26)
13-14	San Antonio	Toronto (48-34)	Indiana (56-26)	Miami (54-28)	San Antonio (62-20)	OKC (59-23)	LAC (57-25)
14-15	Golden State	Toronto (49-33)	Cleveland (53-29)	Atlanta (60-22)	Houston (56-26)	Portland (51-31)	GSW (67-15)
15-16	Cleveland	Toronto (56-26)	Cleveland (57-25)	Miami (48-34)	San Antonio (67-15)	OKC (55-27)	GSW (73-9)
16-17	Golden State	Boston (53-29)	Cleveland (51-31)	Washington (49-33)	San Antonio (61-21)	Utah (51-31)	GSW (67-15)
17-18	Golden State	Toronto (59-23)	Cleveland (50-32)	Miami (44-38)	Houston (65-17)	Portland (49-33)	GSW (58-24)
18-19	Toronto	Toronto (58-24)	Milwaukee (60-22)	Orlando (42-40)	Houston (53-29)	Denver (54-28)	GSW (57-25)
19-20	LA Lakers	Toronto (53-19)	Milwaukee (56-17)	Miami (44-29)	Houston (44-28)	Denver (46-27)	LA Lakers (52-19)

PAST ABA CHAMPIONS

Season	Champions	Eastern	W-L	Western	W-L
67-68	Pittsburgh	Pittsburgh	54-24	New Orleans	48-30
68-69	Oakland	Indiana	44-34	Oakland	60-18
69-70	Indiana	Indiana	59-25	Denver	51-33
70-71	Utah	Virginia	55-29	Indiana	58-26
71-72	Indiana	Kentucky	68-16	Utah	60-24
72-73	Indiana	Carolina	57-27	Utah	55-29
73-74	N.Y. Nets	N.Y. Nets	55-29	Utah	51-33
74-75	Kentucky	Kentucky	58-26	Denver	65-19

Season	Champions
75-76	N.Y. Nets

Overall	W-L
Denver	60-24

ALL-TIME NBA AWARD WINNERS

ROOKIE OF THE YEAR

Season	Player	Team
1952-53	Don Meineke	Fort Wayne
1953-54	Ray Felix	Baltimore
1954-55	Bob Pettit	Milwaukee
1955-56	Maurice Stokes	Rochester
1956-57	Tom Heinsohn	Boston
1957-58	Woody Sauldsberry	Philadelphia
1958-59	Elgin Baylor	Minneapolis
1959-60	Wilt Chamberlain	Philadelphia
1960-61	Oscar Robertson	Cincinnati
1961-62	Walt Bellamy	Chicago
1962-63	Terry Dischingher	Chicago
1963-64	Jerry Lucas	Cincinnati
1964-65	Willis Reed	New York
1965-66	Rick Barry	San Francisco
1966-67	Dave Bing	Detroit
1967-68	Earl Monroe	Baltimore
1968-69	Wes Unseld	Baltimore
1969-70	Kareem Abdul-Jabbar	Milwaukee
1970-71	Geoff Petrie, Dave Cowens	Portland, Boston
1971-72	Sidney Wicks	Portland
1972-73	Bob McAdoo	Buffalo
1973-74	Ernie DiGregorio	Buffalo
1974-75	Keith Wilkes	Golden State
1975-76	Alvan Adams	Phoenix
1976-77	Adrian Dantley	Buffalo
1977-78	Walter Davis	Phoenix
1978-79	Phil Ford	Kansas City
1979-80	Larry Bird	Boston
1980-81	Darrell Griffith	Utah
1981-82	Buck Williams	New Jersey
1982-83	Terry Cummings	San Diego
1983-84	Ralph Sampson	Houston
1984-85	Michael Jordan	Chicago
1985-86	Patrick Ewing	New York
1986-87	Chuck Person	Indiana
1987-88	Mark Jackson	New York
1988-89	Mitch Richmond	Golden State
1989-90	David Robinson	San Antonio
1990-91	Derrick Coleman	New Jersey
1991-92	Larry Johnson	Charlotte
1992-93	Shaquille O'Neal	Orlando
1993-94	Chris Webber	Golden State
1994-95	Grant Hill, Jason Kidd	Detroit, Dallas
1995-96	Damon Stoudamire	Toronto
1996-97	Allen Iverson	Philadelphia
1997-98	Tim Duncan	San Antonio
1998-99	Vince Carter	Toronto
1999-00	Elton Brand, Steve Francis	Chicago, Houston
2000-01	Mike Miller	Orlando
2001-02	Pau Gasol	Memphis
2002-03	Amare Stoudemire	Phoenix
2003-04	LeBron James	Cleveland
2004-05	Emeka Okafor	Charlotte
2005-06	Chris Paul	New Orleans/Oklahoma City
2006-07	Brandon Roy	Portland
2007-08	Kevin Durant	Seattle
2008-09	Derrick Rose	Chicago
2009-10	Tyreke Evans	Sacramento
2010-11	Blake Griffin	LA Clippers
2011-12	Kyrie Irving	Cleveland
2012-13	Damian Lillard	Portland
2013-14	Michael Carter-Williams	Philadelphia
2014-15	Andrew Wiggins	Minnesota
2015-16	Karl-Anthony Towns	Minnesota
2016-17	Malcolm Brogdon	Milwaukee
2017-18	Ben Simmons	Philadelphia
2018-19	Luka Doncic	Dallas
2019-20	Ja Morant	Memphis

MOST VALUABLE PLAYER

Season	Player	Team
1955-56	Bob Pettit	St. Louis
1956-57	Bob Cousy	Boston
1957-58	Bill Russell	Boston
1958-59	Bob Pettit	St. Louis
1959-60	Wilt Chamberlain	Philadelphia
1960-61	Bill Russell	Boston
1961-62	Bill Russell	Boston
1962-63	Bill Russell	Boston
1963-64	Oscar Robertson	Cincinnati
1964-65	Bill Russell	Boston
1965-66	Wilt Chamberlain	Philadelphia
1966-67	Wilt Chamberlain	Philadelphia
1967-68	Wilt Chamberlain	Philadelphia
1968-69	Wes Unseld	Baltimore
1969-70	Willis Reed	New York
1970-71	Kareem Abdul-Jabbar	Milwaukee
1971-72	Kareem Abdul-Jabbar	Milwaukee
1972-73	Dave Cowens	Boston
1973-74	Kareem Abdul-Jabbar	Milwaukee
1974-75	Bob McAdoo	Buffalo
1975-76	Kareem Abdul-Jabbar	L.A. Lakers
1976-77	Kareem Abdul-Jabbar	L.A. Lakers
1977-78	Bill Walton	Portland
1978-79	Moses Malone	Houston
1979-80	Kareem Abdul-Jabbar	L.A. Lakers
1980-81	Julius Erving	Philadelphia
1981-82	Moses Malone	Houston
1982-83	Moses Malone	Philadelphia
1983-84	Larry Bird	Boston
1984-85	Larry Bird	Boston
1985-86	Larry Bird	Boston
1986-87	Earvin Johnson	L.A. Lakers
1987-88	Michael Jordan	Chicago
1988-89	Earvin Johnson	L.A. Lakers
1989-90	Earvin Johnson	L.A. Lakers
1990-91	Michael Jordan	Chicago
1991-92	Michael Jordan	Chicago
1992-93	Charles Barkley	Phoenix
1993-94	Hakeem Olajuwon	Houston
1994-95	David Robinson	San Antonio
1995-96	Michael Jordan	Chicago
1996-97	Karl Malone	Utah
1997-98	Michael Jordan	Chicago
1998-99	Karl Malone	Utah
1999-00	Shaquille O'Neal	L.A. Lakers
2000-01	Allen Iverson	Philadelphia
2001-02	Tim Duncan	San Antonio
2002-03	Tim Duncan	San Antonio
2003-04	Kevin Garnett	Minnesota
2004-05	Steve Nash	Phoenix
2005-06	Steve Nash	Phoenix
2006-07	Dirk Nowitzki	Dallas
2007-08	Kobe Bryant	LA Lakers
2008-09	LeBron James	Cleveland
2009-10	LeBron James	Cleveland
2010-11	Derrick Rose	Chicago
2011-12	LeBron James	Miami
2012-13	LeBron James	Miami
2013-14	Kevin Durant	Oklahoma City
2014-15	Stephen Curry	Golden State
2015-16	Stephen Curry	Golden State
2016-17	Russell Westbrook	Oklahoma City
2017-18	James Harden	Houston
2018-19	Giannis Antetokounmpo	Milwaukee
2019-20	Giannis Antetokounmpo	Milwaukee

COACH OF THE YEAR

Season	Player	Team
1962-63	Harry Gallatin	St. Louis
1963-64	Alex Hannum	San Francisco
1964-65	Red Auerbach	Boston
1965-66	Dolph Schayes	Philadelphia
1966-67	Johnny Kerr	Chicago
1967-68	Richie Guerin	St. Louis
1968-69	Gene Shue	Baltimore
1969-70	Red Holzman	New York
1970-71	Dick Motta	Chicago
1971-72	Bill Sharman	L.A. Lakers
1972-73	Tom Heinsohn	Boston
1973-74	Ray Scott	Detroit
1974-75	Phil Johnson	Kansas City
1975-76	Bill Fitch	Cleveland
1976-77	Tom Nissalke	Houston
1977-78	Hubie Brown	Atlanta
1978-79	Cotton Fitzsimmons	Kansas City
1979-80	Bill Fitch	Boston
1980-81	Jack McKinney	Indiana
1981-82	Gene Shue	Washington
1982-83	Don Nelson	Milwaukee
1983-84	Frank Layden	Utah
1984-85	Don Nelson	Milwaukee
1985-86	Mike Fratello	Atlanta
1986-87	Mike Schuler	Portland
1987-88	Doug Moe	Denver
1988-89	Cotton Fitzsimmons	Phoenix
1989-90	Pat Riley	L.A. Lakers
1990-91	Don Chaney	Houston
1991-92	Don Nelson	Golden State
1992-93	Pat Riley	New York
1993-94	Lenny Wilkens	Atlanta
1994-95	Del Harris	L.A. Lakers
1995-96	Phil Jackson	Chicago
1996-97	Pat Riley	Miami
1997-98	Larry Bird	Indiana
1998-99	Mike Dunleavy	Portland
1999-00	Doc Rivers	Orlando
2000-01	Larry Brown	Philadelphia
2001-02	Rick Carlisle	Detroit
2002-03	Gregg Popovich	San Antonio
2003-04	Hubie Brown	Memphis
2004-05	Mike D'Antoni	Phoenix
2005-06	Avery Johnson	Dallas
2006-07	Sam Mitchell	Toronto
2007-08	Byron Scott	New Orleans
2008-09	Mike Brown	Cleveland
2009-10	Scott Brooks	Oklahoma City
2010-11	Tom Thibodeau	Chicago
2011-12	Gregg Popovich	San Antonio
2012-13	George Karl	Denver
2013-14	Gregg Popovich	San Antonio
2014-15	Mike Budenholzer	Atlanta
2015-16	Steve Kerr	Golden State
2016-17	Mike D'Antoni	Houston
2017-18	Dwane Casey	Toronto
2018-19	Mike Budenholzer	Milwaukee

ALL-TIME NBA LEADERS

SCORING

Season	Player, Team	PPG
1946-47	Joe Fulks, Philadelphia	23.2
1947-48	Max Zaslofsky, Chicago	21.0
1948-49	George Mikan, Minneapolis	28.3
1949-50	George Mikan, Minneapolis	27.4
1950-51	George Mikan, Minneapolis	28.4
1951-52	Paul Arizin, Philadelphia	25.4
1952-53	Neil Johnston, Philadelphia.	22.3
1953-54	Neil Johnston, Philadelphia	24.4
1954-55	Neil Johnston, Philadelphia	22.7
1955-56	Bob Pettit, St. Louis	25.7
1956-57	Paul Arizin, Philadelphia	25.6
1957-58	George Yardley, Fort Wayne	27.8
1958-59	Bob Pettit, St. Louis	29.2
1959-60	Wilt Chamberlain, Philadelphia	37.6
1960-61	Wilt Chamberlain, Philadelphia	38.4
1961-62	Wilt Chamberlain, Philadelphia	50.4
1962-63	Wilt Chamberlain, San Francisco	44.8
1963-64	Wilt Chamberlain, San Francisco	36.9
1964-65	Wilt Chamberlain, San Fran. - Phil.	34.7
1965-66	Wilt Chamberlain, Philadelphia	33.5
1966-67	Rick Barry, San Francisco	35.6
1967-68	Dave Bing, Detroit	27.1
1968-69	Elvin Hayes, San Diego	28.4
1969-70	Jerry West, L.A. Lakers	31.2
1970-71	K. Abdul-Jabbar, Milwaukee	31.7
1971-72	K. Abdul-Jabbar, Milwaukee	34.8
1972-73	Nate Archibald, Kansas City - Omaha	34.0
1973-74	Bob McAdoo, Buffalo	30.6
1974-75	Bob McAdoo, Buffalo	34.5
1975-76	Bob McAdoo, Buffalo	31.1
1976-77	Pete Maravich, New Orleans	31.1
1977-78	George Gervin, San Antonio	27.21
1978-79	George Gervin, San Antonio	29.6
1979-80	George Gervin, San Antonio	33.1
1980-81	Adrian Dantley, Utah	30.7
1981-82	George Gervin, San Antonio	32.3
1982-83	Alex English, Denver	28.4
1983-84	Adrian Dantley, Utah	30.6
1984-85	Bernard King, New York	32.9
1985-86	Dominique Wilkins, Atlanta	30.3
1986-87	Michael Jordan, Chicago	37.1
1987-88	Michael Jordan, Chicago	35.0
1988-89	Michael Jordan, Chicago	32.5
1989-90	Michael Jordan, Chicago	33.6
1990-91	Michael Jordan, Chicago	31.5
1991-92	Michael Jordan, Chicago	30.1
1992-93	Michael Jordan, Chicago	32.6
1993-94	David Robinson, San Antonio	29.8
1994-95	Shaquille O'Neal, Orlando	29.3
1995-96	Michael Jordan, Chicago	30.4
1996-97	Michael Jordan, Chicago	29.6
1997-98	Michael Jordan, Chicago	28.7
1998-99	Allen Iverson, Philadelphia	26.8
1999-00	Shaquille O'Neal, Los Angeles	29.7
2000-01	Allen Iverson, Philadelphia	31.1
2001-02	Allen Iverson, Philadelphia	31.4
2002-03	Tracy McGrady, Orlando	32.1
2003-04	Tracy McGrady, Orlando	28.0
2004-05	Allen Iverson, Philadelphia	30.7
2005-06	Kobe Bryant, LA Lakers	35.4
2006-07	Kobe Bryant, LA Lakers	31.6
2007-08	LeBron James, Cleveland	30.0
2008-09	Dwyane Wade, Miami	30.2
2009-10	Kevin Durant, Oklahoma City	30.1
2010-11	Kevin Durant, Oklahoma City	27.7
2011-12	Kevin Durant, Oklahoma City	28.0
2012-13	Carmelo Anthony, New York	28.7
2013-14	Kevin Durant, Oklahoma City	32.0
2014-15	Russell Westbrook, Oklahoma City	28.1
2015-16	Stephen Curry, Golden State	30.1
2016-17	Russell Westbrook, Oklahoma City	31.6
2017-18	James Harden, Houston	30.4
2018-19	James Harden, Houston	36.1
2019-20	James Harden, Houston	34.3

REBOUNDING

Season	Player, Team	RPG
1950-51	Dolph Schayes, Syracuse	16.4
1951-52	Larry Foust, Fort Wayne	13.3
	Mel Hutchins, Milwaukee	13.3
1952-53	George Mikan, Minneapolis	14.4
1953-54	Harry Gallatin, New York	15.3
1954-55	Neil Johnston, Philadelphia	15.1
1955-56	Bob Pettit, St. Louis	16.2
1956-57	Maurice Stokes, Rochester	17.4
1957-58	Bill Russell, Boston	22.7
1958-59	Bill Russell, Boston	23.0
1959-60	Wilt Chamberlain, Philadelphia	27.0
1960-61	Wilt Chamberlain, Philadelphia	27.2
1961-62	Wilt Chamberlain, Philadelphia	25.7
1962-63	Wilt Chamberlain, San Francisco	24.3
1963-64	Bill Russell, Boston	24.7
1964-65	Bill Russell, Boston	24.1
1965-66	Wilt Chamberlain, Philadelphia	24.6
1966-67	Wilt Chamberlain, Philadelphia	24.2
1967-68	Wilt Chamberlain, Philadelphia	23.8
1968-69	Wilt Chamberlain, L.A. Lakers	21.1
1969-70	Elvin Hayes, San Diego	16.9
1970-71	Wilt Chamberlain, L.A. Lakers	18.2
1971-72	Wilt Chamberlain, L.A. Lakers	19.2
1972-73	Wilt Chamberlain, L.A. Lakers	18.6
1973-74	Elvin Hayes, Capital	18.1
1974-75	Wes Unseld, Washington	14.8
1975-76	K. Abdul-Jabbar, L.A. Lakers	16.9
1976-77	Bill Walton, Portland	14.4
1977-78	Leonard Robinson, New Orleans	15.7
1978-79	Moses Malone, Houston	17.6
1979-80	Swen Nater, San Diego	15.0
1980-81	Moses Malone, Houston	14.8
1981-82	Moses Malone, Houston	14.7
1982-83	Moses Malone, Philadelphia	15.3
1983-84	Moses Malone, Philadelphia	13.4
1984-85	Moses Malone, Philadelphia	13.1
1985-86	Bill Laimbeer, Detroit	13.1
1986-87	Charles Barkley, Philadelphia	14.6
1987-88	Michael Cage, L.A. Clippers	13.03
1988-89	Akeem Olajuwon, Houston	13.5
1989-90	Akeem Olajuwon, Houston	14.0
1990-91	David Robinson, San Antonio	13.0
1991-92	Dennis Rodman, Detroit	18.7
1992-93	Dennis Rodman, Detroit	18.3
1993-94	Dennis Rodman, San Antonio	17.3
1994-95	Dennis Rodman, San Antonio	16.8
1995-96	Dennis Rodman, Chicago	14.9
1996-97	Dennis Rodman, Chicago	16.1
1997-98	Dennis Rodman, Chicago	15.0
1998-99	Chris Webber, Sacramento	13.0
1999-00	Dikembe Mutombo, Atlanta	14.1
2000-01	Dikembe Mutombo, Philadelphia	13.5
2001-02	Ben Wallace, Detroit	13.0
2002-03	Ben Wallace, Detroit	15.4
2003-04	Kevin Garnett, Minnesota	13.9
2004-05	Kevin Garnett, Minnesota	13.5
2005-06	Kevin Garnett, Minnesota	12.7
2006-07	Kevin Garnett, Minnesota	.12.8
2007-08	Dwight Howard, Orlando	14.2
2008-09	Dwight Howard, Orlando	13.8
2009-10	Dwight Howard, Orlando	13.2
2010-11	Kevin Love, Minnesota	15.2
2011-12	Dwight Howard, Orlando	14.5
2012-13	Dwight Howard, LA Lakers	12.4
2013-14	DeAndre Jordan, LA Clippers	13.6
2014-15	DeAndre Jordan, LA Clippers	15.0
2015-16	Andre Drummond, Detroit	14.8
2016-17	Hassan Whiteside, Miami	14.1
2017-18	Andre Drummond, Detroit	16.0
2018-19	Andre Drummond, Detroit	15.6
2019-20	Andre Drummond, Detroit-Cleveland	15.2

ASSISTS

Season	Player, Team	APG
1946-47	Ernie Calverly, Providence	3.4
1947-48	Howie Dallmar, Philadelphia	2.5
1948-49	Bob Davies, Rochester	5.4
1949-50	Dick McGuire, New York	5.7
1950-51	Andy Phillip, Philadelphia	6.3
1951-52	Andy Phillip, Philadelphia	8.2
1952-53	Bob Cousy, Boston	7.7
1953-54	Bob Cousy, Boston	7.2
1954-55	Bob Cousy, Boston	7.9
1955-56	Bob Cousy, Boston	8.9
1956-57	Bob Cousy, Boston	7.5
1957-58	Bob Cousy, Boston	7.1
1958-59	Bob Cousy, Boston	8.6
1959-60	Bob Cousy, Boston	9.5
1960-61	Oscar Robertson, Cincinnati	9.7
1961-62	Oscar Robertson, Cincinnati	11.4
1962-63	Guy Rodgers, San Francisco	10.4
1963-64	Oscar Robertson, Cincinnati	11.0
1964-65	Oscar Robertson, Cincinnati	11.5
1965-66	Oscar Robertson, Cincinnati	11.1
1966-67	Guy Rodgers, Chicago	11.2
1967-68	Wilt Chamberlain, Philadelphia.	8.6
1968-69	Oscar Robertson, Cincinnati	9.8
1969-70	Lenny Wilkens, Seattle	9.1
1970-71	Norm Van Lier, Cincinnati	10.2
1971-72	Jerry West, L.A. Lakers	9.7

ALL-TIME NBA LEADERS, CONTINUED

ASSISTS, CONT.

Season	Player, Team	APG
1972-73	Nate Archibald, Kansas City - Omaha	11.4
1973-74	Ernie DiGregorio, Buffalo	8.2
1974-75	Kevin Porter, Washington	8.0
1975-76	Donald Watts, Seattle	8.1
1976-77	Don Buse, Indiana	8.5
1977-78	Kevin Porter, New Jersey	10.2
1978-79	Kevin Porter, Detroit	13.4
1979-80	Mike Richardson, New York	10.2
1980-81	Kevin Porter, Washington	9.1
1981-82	Johnny Moore, San Antonio	9.7
1982-83	Earvin Johnson, L.A. Lakers	10.5
1983-84	Earvin Johnson, L.A. Lakers	13.1
1984-85	Isiah Thomas, Detroit	13.9
1985-86	Earvin Johnson, L.A. Lakers	12.6
1986-87	Earvin Johnson, L.A. Lakers	12.2
1987-88	John Stockton, Utah	13.8
1988-89	John Stockton, Utah	13.6
1989-90	John Stockton, Utah	14.5
1990-91	John Stockton, Utah	14.2
1991-92	John Stockton, Utah	13.7
1992-93	John Stockton, Utah	12.0
1993-94	John Stockton, Utah	12.6
1994-95	John Stockton, Utah	12.3
1995-96	John Stockton, Utah	11.2
1996-97	Mark Jackson, Denver - Indiana	11.4
1997-98	Rod Strickland, Washington	10.5
1998-99	Jason Kidd, Phoenix	10.8
1999-00	Jason Kidd, Phoenix	10.1
2000-01	Jason Kidd, Phoenix	9.8
2001-02	Andre MIller, Cleveland	10.9
2002-03	Jason Kidd, New Jersey	8.9
2003-04	Jason Kidd, New Jersey	9.2
2004-05	Steve Nash, Phoenix	11.5
2005-06	Steve Nash, Phoenix	10.5
2006-07	Steve Nash, Phoenix	11.6
2007-08	Chris Paul, New Orleans	11.6
2008-09	Chris Paul, New Orleans	11.0
2009-10	Steve Nash, Phoenix	11.0
2010-11	Steve Nash, Phoenix	11.4
2011-12	Rajon Rondo, Boston	11.7
2012-13	Rajon Rondo, Boston	11.1
2013-14	Chris Paul, LA Clippers	10.7
2014-15	Chris Paul, LA Clippers	10.2
2015-16	Rajon Rondo, Sacramento	11.7
2016-17	James Harden, Houston	11.2
2017-18	Russell Westbrook, Oklahoma City	10.3
2018-19	Russell Westbrook, Oklahoma City	10.7
2019-20	LeBron James, LA Lakers	10.2

FIELD GOAL PERCENTAGE

Season	Player, Team	Pct.
1946-47	Bob Feerick, Washington	.401
1947-48	Bob Feerick, Washington	.340
1948-49	Arnie Risen, Rochester	.423
1949-50	Alex Groza, Indiana	.478
1950-51	Alex Groza, Indiana	.470
1951-52	Paul Arizin, Philadelphia	.448
1952-53	Neil Johnston, Philadelphia	.452
1953-54	Ed McCauley, Boston	.486
1954-55	Larry Faust, Fort Wayne	.487
1955-56	Neil Johnston, Philadelphia	.457
1956-57	Neil Johnston, Philadelphia	.447
1957-58	Jack Twyman, Cincinnati	.452
1958-59	Ken Sears, New York	.490
1959-60	Ken Sears, New York	.477
1960-61	Wilt Chamberlain, Philadelphia	.505
1961-62	Walt Bellamy, Chicago	.513
1962-63	Wilt Chamberlain, San Francisco	.528
1963-64	Jerry Lucas, Cincinnati	.527
1964-65	Wilt Chamberlain, San Fran. - Phil.	.510
1965-66	Wilt Chamberlain, Philadelphia	.540
1966-67	Wilt Chamberlain, Philadelphia	.683
1967-68	Wilt Chamberlain, Philadelphia	.595
1968-69	Wilt Chamberlain, L.A. Lakers	.583
1969-70	John Green, Cincinnati	.559
1970-71	John Green, Cincinnati	.587
1971-72	Wilt Chamberlain, L.A. Lakers	.649
1972-73	Wilt Chamberlain, L.A. Lakers	.727
1973-74	Bob McAdoo, Buffalo	.547
1974-75	Don Nelson, Boston	.539
1975-76	Wes Unseld, Washington	.560
1976-77	K. Abdul-Jabbar, L.A. Lakers	.579
1977-78	Bobby Jones, Denver	.578
1978-79	Cedric Maxwell, Boston	.584
1979-80	Cedric Maxwell, Boston	.609
1980-81	Artis Gilmore, Chicago	.670
1981-82	Artis Gilmore, Chicago	.652
1982-83	Artis Gilmore, San Antonio	.626
1983-84	Artis Gilmore, San Antonio	.631
1984-85	James Donaldson, L.A. Clippers	.637
1985-86	Steve Johnson, San Antonio	.632
1986-87	Kevin McHale, Boston	.604
1987-88	Kevin McHale, Boston	.604
1988-89	Dennis Rodman, Detroit	.595
1989-90	Mark West, Phoenix	.625
1990-91	Buck Williams, Portland	.602
1991-92	Buck Williams, Portland	.604
1992-93	Cedric Ceballos, Phoenix	.576
1993-94	Shaquille O'Neal, Orlando	.599
1994-95	Chris Gatling, Golden State	.633
1995-96	Gheorghe Muresan, Washington	.584
1996-97	Gheorghe Muresan, Washington	.604
1997-98	Shaquille O'Neal, Los Angeles	.584
1998-99	Shaquille O'Neal, Los Angeles	.576
1999-00	Shaquille O'Neal, Los Angeles	.574
2000-01	Shaquille O'Neal, Los Angeles	.572
2001-02	Shaquille O'Neal, Los Angeles	.579
2002-03	Eddy Curry, Chicago	.585
2003-04	Shaquille O'Neal, Los Angeles	.584
2004-05	Shaquille O'Neal, Miami	.601
2005-06	Shaquille O'Neal, Miami	.600
2006-07	Mikki Moore, New Jersey	.609
2007-08	Andris Biedrins, Golden State	.626
2008-09	Shaquille O'Neal, Phoenix	.609
2009-10	Dwight Howard, Orlando	.612
2010-11	Nene, Denver	.615
2011-12	Tyson Chandler, New York	.679
2012-13	DeAndre Jordan, LA Clippers	.643
2013-14	DeAndre Jordan, LA Clippers	.676
2014-15	DeAndre Jordan, LA Clippers	.710
2015-16	DeAndre Jordan, LA Clippers	.703
2016-17	DeAndre Jordan, LA Clippers	.714
2017-18	Clint Capela, Houston	.652
2018-19	Rudy Gobert, Utah	.669
2019-20	Mitchell Robinson, New York	.742

FREE THROW PERCENTAGE

Season	Player, Team	Pct.
1946-47	Fred Scolari, Washington	.811
1947-48	Bob Feerick, Washington	.788
1948-49	Bob Feerick, Washington	.859
1949-50	Max Zaslofsky, Chicago	.843
1950-51	Joe Fulks, Philadelphia	.855
1951-52	Bob Wanzer, Rochester	.904
1952-53	Bill Sharman, Boston	.850
1953-54	Bill Sharman, Boston	.844
1954-55	Bill Sharman, Boston	.897
1955-56	Bill Sharman, Boston	.867
1956-57	Bill Sharman, Boston	.905
1957-58	Dolph Schayes, Syracuse	.904
1958-59	Bill Sharman, Boston	.932
1959-60	Dolph Schayes, Syracuse	.892
1960-61	Bill Sharman, Boston	.921
1961-62	Dolph Schayes, Syracuse	.896
1962-63	Larry Costello, Syracuse	.881
1963-64	Oscar Robertson, Cincinnati	.853
1964-65	Larry Costello, Philadelphia	.877
1965-66	Larry Siegfried, Boston	.881
1966-67	Adrian Smith, Cincinnati	.903
1967-68	Oscar Robertson, Cincinnati	.873
1968-69	Larry Siegfried, Boston	.864
1969-70	Flynn Robinson, Milwaukee	.898
1970-71	Chet Walker, Chicago	.859
1971-72	Jack Marin, Baltimore	.894
1972-73	Rick Barry, Golden State	.902
1973-74	Ernie DiGregorio, Buffalo	.902
1974-75	Rick Barry, Golden State	.904
1975-76	Rick Barry, Golden State	.923
1976-77	Ernie DiGregorio, Buffalo	.945
1977-78	Rick Barry, Golden State	.924
1978-79	Rick Barry, Houston	.947
1979-80	Rick Barry, Houston	.935
1980-81	Calvin Murphy, Houston	.958
1981-82	Kyle Macy, Phoenix	.899
1982-83	Calvin Murphy, Houston	.920
1983-84	Larry Bird, Boston	.888

ALL-TIME NBA LEADERS, CONTINUED

FREE THROW PERCENTAGE, CONT.

Season	Player, Team	Pct.
1984-85	Kyle Macy, Phoenix	.907
1985-86	Larry Bird, Boston	.896
1986-87	Larry Bird, Boston	.910
1987-88	Jack Sikma, Milwaukee	.922
1988-89	Earvin Johnson, L.A. Lakers	.911
1989-90	Larry Bird, Boston	.930
1990-91	Reggie Miller, Indiana	.918
1991-92	Mark Price, Cleveland	.947
1992-93	Mark Price, Cleveland	.948
1993-94	Mahmoud Abdul-Rauf, Denver	.956
1994-95	Anthony Webb, Sacramento	.934
1995-96	Mahmoud Abdul-Rauf, Denver	.930
1996-97	Mark Price, Golden State	.906
1997-98	Chris Mullin, Indiana	.939
1998-99	Reggie Miller, Indiana	.915
1999-00	Jeff Hornacek, Utah	.950
2000-01	Reggie Miller, Indiana	.928
2001-02	Reggie Miller, Indiana	.911
2002-03	Allan Houston, New York	.919
2003-04	Peja Stojakovic, Sacramento	.927
2004-05	Reggie Miller, Indiana	.933
2005-06	Steve Nash, Phoenix	.921
2006-07	Kyle Korver, Philadelphia	.914
2007-08	Peja Stojakovic, New Orleans	.929
2008-09	Jose Calderon, Toronto	.981
2009-10	Steve Nash, Phoenix	.938
2010-11	Stephen Curry, Golden State	.934
2011-12	Jamal Crawford, Portland	.927
2012-13	Kevin Durant, Oklahoma City	.905
2013-14	Brian Roberts, New Orleans	.940
2014-15	Stephen Curry, Golden State	.914
2015-16	Stephen Curry, Golden State	.908
2016-17	C.J. McCollum, Portland	.912
2017-18	Stephen Curry, Golden State	.921
2018-19	Malcolm Brogdon, Milwaukee	.928
2019-20	Brad Wanamaker, Boston	..926

BLOCKED SHOTS

Season	Player, Team	BPG
1973-74	Elmore Smith, L.A. Lakers	4.85
1974-75	K. Abdul-Jabbar, Milwaukee	3.26
1975-76	K. Abdul-Jabbar, L.A. Lakers	4.12
1976-77	Bill Walton, Portland	3.25
1977-78	George Johnson, New Jersey	3.38
1978-79	K. Abdul-Jabbar, L.A. Lakers	3.95
1979-80	K. Abdul-Jabbar, L.A. Lakers	3.41
1980-81	George Johnson, San Antonio	3.39
1981-82	George Johnson, San Antonio	3.12
1982-83	Tree Rollins, Atlanta	4.29
1983-84	Mark Eaton, Utah	4.28
1984-85	Mark Eaton, Utah	5.56
1985-86	Manute Bol, Washington	4.96
1986-87	Mark Eaton, Utah	4.06
1987-88	Mark Eaton, Utah	3.71
1988-89	Manute Bol, Golden State	4.31
1989-90	Akeem Olajuwon, Houston	4.59
1990-91	Akeem Olajuwon, Houston	3.95
1991-92	David Robinson, San Antonio	4.49
1992-93	Hakeem Olajuwon, Houston	4.17
1993-94	Dikembe Mutombo, Denver	4.10
1994-95	Dikembe Mutombo, Denver	3.91
1995-96	Dikembe Mutombo, Denver	4.49
1996-97	Shawn Bradley, NJ - Dallas	3.40
1997-98	Marcus Camby, Toronto	3.65
1998-99	Alonzo Mourning, Miami	3.91
1999-00	Alonzo Mourning, Miami	3.72
2000-01	Theo Ratliff, Atlanta	3.74
2001-02	Ben Wallace, Detroit	3.48
2002-03	Theo Ratliff, Atlanta	3.23
2003-04	Theo Ratliff, Atlanta-Portland	3.61
2004-05	Andrei Kirilenko, Utah	3.32
2005-06	Marcus Camby, Denver	3.29
2006-07	Marcus Camby, Denver	3.30
2007-08	Marcus Camby, Denver	3.61
2008-09	Dwight Howard, Orlando	2.92
2009-10	Dwight Howard, Orlando	2.78
2010-11	Andrew Bogut, Milwaukee	2.58
2011-12	Serge Ibaka, Oklahoma City	3.65
2012-13	Serge Ibaka, Oklahoma City	3.03
2013-14	Anthony Davis, New Orleans	2.82
2014-15	Anthony Davis, New Orleans	2.94
2015-16	Hassan Whiteside, Miami	3.68
2016-17	Rudy Gobert, Utah	2.64
2017-18	Anthony Davis, New Orleans	2.57
2018-19	Myles Turner, Indiana	2.69
2019-20	Hassan Whiteside, Portland	2.93

STEALS

Season	Player, Team	SPG
1973-74	Larry Steele, Portland	2.68
1974-75	Rick Barry, Golden State	2.85
1975-76	Donald Watts, Seattle	3.18
1976-77	Don Buse, Indiana	3.47
1977-78	Ron Lee, Phoenix	2.74
1978-79	M.L. Carr, Detroit	2.46
1979-80	Micheal Richardson, New York	3.23
1980-81	Earvin Johnson, L.A. Lakers	3.43
1981-82	Earvin Johnson, L.A. Lakers	2.67
1982-83	Micheal Richardson, Golden St. - N.J.	2.84
1983-84	Rickey Green, Utah	2.65
1984-85	Micheal Richardson, New Jersey	2.96
1985-86	Alvin Robertson, San Antonio	3.67
1986-87	Alvin Robertson, San Antonio	3.21
1987-88	Michael Jordan, Chicago	3.16
1988-89	John Stockton, Utah	3.21
1989-90	Michael Jordan, Chicago	2.77
1990-91	Alvin Robertson, Milwaukee	3.00
1991-92	John Stockton, Utah	2.98
1992-93	Michael Jordan, Chicago	2.83
1993-94	Nate McMillan, Seattle	2.96
1994-95	Scottie Pippen, Chicago	2.94
1995-96	Gary Payton, Seattle	2.85
1996-97	Mookie Blaylock, Atlanta	2.72
1997-98	Mookie Blaylock, Atlanta	2.61
1998-99	Kendall Gill, New Jersey	2.68
1999-00	Eddie Jones, Charlotte	2.67
2000-01	Allen Iverson, Philadelphia	2.51
2001-02	Allen Iverson, Philadelphia	2.80
2002-03	Allen Iverson, Philadelphia	2.74
2003-04	Baron Davis, New Orleans	2.36
2004-05	Larry Hughes, Washington	2.89
2005-06	Gerald Wallace, Charlotte	2.51
2006-07	Baron Davis, Golden State	2.14
2007-08	Chris Paul, New Orleans	2.71
2008-09	Chris Paul, New Orleans	2.77
2009-10	Rajon Rondo, Boston	2.33
2010-11	Chris Paul, New Orleans	2.35
2011-12	Chris Paul, LA Clippers	2.53
2012-13	Chris Paul, LA Clippers	2.41
2013-14	Chris Paul, LA Clippers	2.48
2014-15	Kawhi Leonard	2.31
2015-16	Stephen Curry, Golden State	2.14
2016-17	Draymond Green, Golden State	2.03
2017-18	Victor Oladipo, Indiana	2.36
2018-19	Paul George, Indiana	2.21
2019-20	Ben Simmons, Philadelphia	2.09

THREE-POINT FIELD GOAL PERCENTAGE

Season	Player, Team	Pct.
1979-80	Fred Brown, Seattle	.443
1980-81	Brian Taylor, San Diego	.383
1981-82	Campy Russell, New York	.439
1982-83	Mike Dunleavy, San Antonio	.345
1983-84	Darrell Griffith, Utah	.361
1984-85	Byron Scott, L.A. Lakers	.433
1985-86	Craig Hodges, Milwaukee	.451
1986-87	Kiki Vandeweghe, Portland	.481
1987-88	Craig Hodges, Milw. - Phoenix	.491
1988-89	Jon Sundvold, Miami	.522
1989-90	Steve Kerr, Cleveland	.507
1990-91	Jim Les, Sacramento	.461
1991-92	Dana Barros, Seattle	.446
1992-93	B.J. Armstrong, Chicago	.453
1993-94	Tracy Murray, Portland	.459
1994-95	Steve Kerr, Chicago	.524
1995-96	Tim Legler, Washington	.522
1996-97	Glen Rice, Charlotte	.470
1997-98	Dale Ellis, Seattle	.464
1998-99	Dell Curry, Milwaukee	.476
1999-00	Hubert Davis, Dallas	.491
2000-01	Brent Barry, Seattle	.476
2001-02	Steve Smith, San Antonio	.472
2002-03	Bruce Bowen, San Antonio	.441
2003-04	Anthony Peeler, Sacramento	.482
2004-05	Fred Hoiberg, Minnesota	.483
2005-06	Richard Hamilton, Detroit	.458
2006-07	Jason Kapono, Miami	.514
2007-08	Jason Kapono, Toronto	.483
2008-09	Anthony Morrow, Golden State	.467
2009-10	Kyle Korver, Utah	.536
2010-11	Matt Bonner, San Antonio	.457
2011-12	Steve Novak, New York	.472
2012-13	Jose Calderon, Toronto-Detroit	.461
2013-14	Kyle Korver, Atlanta	.472
2014-15	Kyle Korver, Atlanta	.492
2015-16	J.J. Redick, LA Clippers	.475
2016-17	Kyle Korver, Atlanta-Cleveland	.451
2017-18	Darren Collison, Indiana	.468
2018-19	Joe Harris, Brooklyn	.474
2019-20	George Hill, Milwaukee	.460

ATLANTA HAWKS

ALL-TIME NBA TEAM RECORDS

ALL-TIME OVERALL

Team	W	L	Pct
San Antonio Spurs	2194	1355	.618
Chicago Stags *	145	92	.612
Los Angeles Lakers	3385	2301	.595
Boston Celtics	3426	2370	.591
Washington Capitols *	157	114	.579
Anderson Packers *	37	27	.578
Oklahoma City Thunder	2327	1961	.543
Utah Jazz	2008	1706	.541
Portland Trail Blazers	2169	1875	.536
Phoenix Suns	2220	1987	.528
Milwaukee Bucks	2185	2022	.519
Philadelphia 76ers	2900	2723	.516
St. Louis Bombers *	122	115	.515
Chicago Bulls	2227	2135	.511
Indiana Pacers	1789	1761	.504
Dallas Mavericks	1615	1610	.501
Cleveland Rebels *	30	30	.500
Denver Nuggets	1749	1802	.493
Atlanta Hawks	2766	2853	.492
Indianapolis Olympians *	132	137	.491
Detroit Pistons	2753	2927	.485
New York Knickerbockers	2799	2988	.484
Golden State Warriors	2787	2998	.482
Orlando Magic	1191	1294	.479
Toronto Raptors	955	1037	.479
New Orleans Pelicans	673	777	.464
Cleveland Cavaliers	1867	2168	.463
Sacramento Kings	2593	3094	.456
Washington Wizards	2153	2616	.451
Charlotte Hornets	1050	1345	.438
Brooklyn Nets	1485	2065	.418
Memphis Grizzlies	826	1167	.414
Los Angeles Clippers	1659	2383	.410
Minnesota Timberwolves	980	1496	.396
Toronto Huskies*	22	38	.367
Sheboygan Redskins*	22	40	.355
Baltimore Bullets*	158	292	.351
Detroit Falcons*	20	40	.333
Waterloo Hawks*	19	43	.306
Indianapolis Jets*	18	42	.300
Providence Steamrollers*	46	122	.274
Pittsburgh Ironmen*	15	45	.250
Denver Nuggets*	11	51	.177

ALL-TIME NEUTRAL COURT

Team	W	L	Pct
Anderson Packers *	3	0	1.000
Chicago Stags *	12	1	.923
Boston Cetlics	202	88	.697
Milwaukee Bucks	24	15	.615
Indianapolis Olympians *	15	11	.577
St. Louis Bombers *	4	3	.571
Golden State Warriors	165	130	.559
Philadelphia 76ers	161	133	.548
Cleveland Cavaliers	6	5	.545
Los Angeles Lakers	139	121	.535
Sacramento Kings	149	142	.512
New York Knickerbockers	130	133	.494
Chicago Bulls	31	33	.484
Detroit Pistons	144	182	.442
Houston Rockets	25	32	.439
Atlanta Hawks	127	163	.438
Washington Wizards	57	94	.377
Oklahoma City Thunder	18	31	.367
Los Angeles Clippers	10	18	.357
Phoenix Suns	9	18	.333
Washington Capitols*	2	5	.286
Baltimore Bullets*	11	51	.177
Portland Trail Blazers	2	12	.143
Waterloo Hawks*	1	6	.143
Denver Nuggets*	1	10	.091
Providence Steamrollers*	0	2	.000
Sheboygan Redskins*	0	4	.000
Indianapolis Jets*	0	5	.000

(* Defunct franchise)
(** Neutral court records kept prior to 73-74 season)

ALL-TIME HOME

Team	W	L	Pct
San Antonio Spurs	1320	453	.745
Washington Capitols *	97	37	.724
Anderson Packers *	23	9	.719
Los Angeles Lakers	1928	799	.707
Indianapolis Olympians *	86	37	.699
Boston Celtics	1885	829	.695
Utah Jazz	1268	588	.683
Chicago Stags *	70	33	.680
Portland Trail Blazers	1365	653	.676
Oklahoma City Thunder	1427	734	.660
Phoenix Suns	1367	731	.652
Houston Rockets	1365	755	.644
Denver Nuggets	1115	620	.643
St. Louis Bombers *	73	41	.640
Philadelphia 76ers	1692	959	.638
Milwaukee Bucks	1315	761	.633
Indiana Pacers	1148	668	.632
Atlanta Hawks	1683	997	.628
Miami Heat	793	490	.618
Chicago Bulls	1334	827	.617
Detroit Pistons	1657	1085	.604
Sacramento Kings	1587	1100	.591
Dallas Mavericks	952	661	.590
Cleveland Cavaliers	1194	837	.588
New York Knickerbockers	1617	1133	.588
Orlando Magic	729	511	.588
Golden State Warriors	1630	1192	.578
Washington Wizards	1327	993	.572
Cleveland Rebels*	17	13	.567
New Orleans Pelicans	724	570	.560
Toronto Raptors	556	440	.558
Sheboygan Redskins*	17	14	.548
Waterloo Hawks*	17	15	.531
Baltimore Bullets*	111	100	.526
Brooklyn Nets	932	843	.525
Los Angeles Clippers	1049	958	.523
Memphis Grizzlies	508	489	.510
Toronto Huskies*	15	15	.500
Charlotte Hornets	318	320	.498
Indianapolis Jets*	14	15	.483
Minnesota Timberwolves	568	629	.475
Detroit Falcons*	12	18	.400
Denver Nuggets*	9	15	.375
Pittsburgh Ironmen*	11	19	.367
Providence Steamrollers*	29	55	.345

ALL-TIME ROAD

Team	W	L	Pct
Chicago Stags *	63	58	.521
San Antonio Spurs	874	902	.492
Los Angeles Lakers	1318	1397	.485
Boston Celtics	1339	1491	.473
Washington Capitols *	58	72	.446
Cleveland Rebels *	13	17	.433
Oklahoma City Thunder	900	1219	.425
Miami Heat	554	771	.418
Houston Rockets	879	1232	.416
Milwaukee Bucks	856	1246	.407
Phoenix Suns	844	1238	.405
Chicago Bulls	862	1275	.403
Dallas Mavericks	663	949	.401
Portland Trail Blazers	802	1210	.399
Utah Jazz	740	1118	.398
Philadelphia 76ers	1062	1616	.397
Toronto Raptors	408	629	.393
St. Louis Bombers *	45	71	.388
New Orleans Pelicans	490	793	.382
Anderson Packers *	11	18	.379
New York Knickerbockers	1042	1722	.377
Orlando Magic	462	782	.371
Detroit Pistons	969	1684	.365
Indiana Pacers	629	1105	.363
Atlanta Hawks	956	1693	.361
Golden State Warriors	993	1776	.359
Denver Nuggets	596	1179	.336
Cleveland Cavaliers	677	1326	.335
Washington Wizards	769	1529	.335
Memphis Grizzlies	318	678	.319
Sacramento Kings	847	1842	.315
Minnesota Timberwolves	382	855	.309
Brooklyn Nets	545	1222	.308
Charlotte Hornets	190	441	.301
Los Angeles Clippers	600	1406	.299
Detroit Falcons*	8	22	.267
Indianapolis Olympians*	31	89	.258
Toronto Huskies*	7	23	.233
Providence Steamrollers*	17	65	.207
Baltimore Bullets*	36	141	.203
Sheboygan Redskins*	5	22	.185
Indianapolis Jets*	4	22	.154
Pittsburgh Ironmen*	4	26	.133
Waterloo Hawks*	1	22	.043
Denver Nuggets*	1	26	.037



OPPONENTS

13 BOGDAN
BOGDANOVIC

BOSTON CELTICS

226 Causeway St., 4th Floor
Boston, MA 02144
(617) 854-8000

2019-20 RESULTS

Boston, 4-0
(High Scorer, ATL/BOS)
Jan. 3 at Boston (109-106, Celtics)
Young 28/Brown 24
Feb. 3 at Atlanta (123-115, Celtics)
Young 34/Tatum 28
Feb. 7 at Boston (112-107, Celtics)
Collins 30/Tatum 32

SERIES FACTS

Current Streak: Boston, seven wins
Current Home Streak: Lost 5
Current Road Streak: Lost 4
Last Home Win: 4/6/17, 123-116
Last Road Win: 4/8/18, 112-106
Last Home Loss: 2/3/20, 123-115
Last Road Loss: 2/7/20, 112-107
Biggest Win: 32 (2/28/78), 117-85
Biggest Loss: 26 (11/16/77), 131-105

ATLANTA ALL-TIME RECORD vs. BOSTON

Season	Home	Road	Neutral	Total
49-68*	33-32	7-54	11-21	51-103
68-69	2-1	1-2	0-0	3-3
69-70	3-0	3-0	0-0	6-0
70-71	1-2	1-2	0-0	2-4
71-72	0-2	0-2	0-0	0-4
72-73	0-3	1-2	0-0	1-5
73-74	1-2	0-2	0-1	1-5
74-75	0-2	0-2	0-0	0-4
75-76	1-1	0-2	1-0	2-3
76-77	0-2	0-2	0-0	0-4
77-78	2-0	0-1	0-1	2-2
78-79	1-1	1-1	0-0	2-2
79-80	1-2	1-1	0-1	2-4
80-81	1-2	1-1	0-1	2-4
81-82	1-2	0-3	0-0	1-5
82-83	0-3	1-2	0-0	1-5
83-84	0-2	0-3	0-0	0-5
84-85	0-3	1-1	0-0	1-4
85-86	0-3	0-3	0-0	0-6
86-87	3-0	0-3	0-0	3-3
87-88	2-1	0-3	0-0	2-4
88-89	2-0	1-1	0-0	3-1
89-90	1-1	0-2	0-0	1-3
90-91	2-0	1-1	0-0	3-1
91-92	2-0	0-1	1-0	3-1
92-93	1-1	0-1	1-0	2-2
93-94	2-0	2-0	0-0	4-0
94-95	2-0	1-1	0-0	3-1
95-96	2-0	2-0	0-0	4-0
96-97	2-0	1-1	0-0	3-1
97-98	1-1	1-0	0-0	2-1
98-99	2-0	1-0	0-0	3-0
99-00	1-1	0-2	0-0	1-3
00-01	1-1	0-2	0-0	1-3
01-02	1-1	1-1	0-0	2-2
02-03	0-1	0-2	0-0	0-3
03-04	2-0	1-1	0-0	3-1
04-05	1-1	0-2	0-0	1-3
05-06	1-1	1-0	0-0	2-1
06-07	2-0	1-1	0-0	3-1
07-08	0-1	0-2	0-0	0-3
08-09	0-2	0-2	0-0	0-4
09-10	2-0	2-0	0-0	4-0
10-11	1-1	0-1	0-0	1-2
11-12	1-1	0-1	0-0	1-2
12-13	1-1	0-2	0-0	1-3
13-14	1-1	1-1	0-0	2-2
14-15	1-0	1-1	0-0	2-1
15-16	2-0	1-1	0-0	3-1
16-17	1-0	1-1	0-0	2-1
17-18	0-2	1-1	0-0	1-3
18-19	0-2	0-2	0-0	0-4
19-20	0-1	0-2	0-0	0-3
TOTALS	90-87	39-128	14-25	143-240
ATL TOTALS	56-52	32-71	3-4	91 -127

* 1949-68 signifies Tri-Cities Blackhawks/ Milwaukee Hawks/St. Louis Hawks years

BROOKLYN NETS

390 Murray Hill Pkwy.
East Rutherford, NJ 07073
(201) 935-8888

2019-20 RESULTS

Brooklyn, 3-1
(High Scorer, ATL/BKN)
Dec. 4 at Atlanta (130-118, Nets)
Young 39/Temple 27
Dec. 21 at Brooklyn (122-112, Nets)
Young 47/Dinwiddie 39
Jan. 12 at Brooklyn (108-86, Nets)
Reddish 20/Irving 21
Feb. 28 at Atlanta (141-118, Hawks)
Collins 28/Two w/24

SERIES FACTS

Current Streak: Atlanta, one win
Current Home Streak: Won 1
Current Road Streak: Lost 4
Last Home Win: 2/28/20, 141-118
Last Road Win: 12/2/17, 114-102
Last Home Loss: 12/4/19, 130-118
Last Road Loss: 1/12/20, 108-86
Biggest Win: 37 (12/9/79), 122-85
37 (12/4/87), 139-102
Biggest Loss: 34 (2/13/91), 140-106

ATLANTA ALL-TIME RECORD vs. BROOKLYN

Season	Home	Road	Neutral	Total
76-77	1-1	2-0	0-0	3-1
77-78	2-0	1-1	0-0	3-1
78-79	1-1	1-1	0-0	2-2
79-80	2-1	2-1	0-0	4-2
80-81	2-0	1-2	0-0	3-2
81-82	2-1	1-1	0-0	3-2
82-83	1-2	1-2	0-0	2-4
83-84	2-1	1-2	0-0	3-3
84-85	2-1	1-2	0-0	3-3
85-86	3-0	1-2	0-0	4-2
86-87	2-0	3-0	0-0	5-0
87-88	3-0	2-0	0-0	5-0
88-89	2-0	2-1	0-0	4-1
89-90	2-0	0-2	0-0	2-2
90-91	2-0	1-1	0-0	3-1
91-92	2-0	1-1	0-0	3-1
92-93	1-1	0-2	0-0	1-3
93-94	1-1	0-2	0-0	1-3
94-95	2-0	2-0	0-0	4-0
95-96	2-0	2-0	0-0	4-0
96-97	2-0	1-1	0-0	3-1
97-98	1-0	0-2	0-0	1-2
98-99	1-0	0-2	0-0	1-2
99-00	2-0	1-1	0-0	3-1
00-01	0-2	1-1	0-0	1-3
01-02	2-0	0-1	0-0	2-1
02-03	1-1	0-2	0-0	1-3
03-04	1-1	0-2	0-0	1-3
04-05	0-2	0-1	0-0	0-3
05-06	1-1	0-2	0-0	1-3
06-07	0-1	1-1	0-0	1-2
07-08	1-1	0-2	0-0	1-3
08-09	1-1	0-2	0-0	1-3
09-10	2-0	1-0	0-0	3-0
10-11	2-0	0-2	0-0	2-2
11-12	2-0	2-0	0-0	4-0
12-13	1-1	1-1	0-0	2-2
13-14	0-1	1-1	0-0	1-2
14-15	2-0	2-0	0-0	4-0
15-16	2-0	0-1	0-0	2-1
16-17	1-1	1-1	0-0	2-2
17-18	0-2	1-1	0-0	1-3
18-19	0-1	0-2	0-0	0-3
19-20	1-1	0-2	0-0	1-3
TOTALS	63-27	38-54	0-0	101-81

CHARLOTTE HORNETS

333 E. Trade St.
Charlotte, NC 28202
(704) 688-8600

2019-20 RESULTS

Atlanta, 2-0
(High Scorer, ATL/CHA)
Dec. 8 at Charlotte (122-107, Hawks)
Young 30/Two w/20
Mar. 9 at Atlanta (143-138, 2OT, Hawks)
Young 31/Rozier 40

SERIES FACTS

Current Streak: Atlanta, two wins
Current Home Streak: Won 1
Current Road Streak: Won 1
Last Home Win: 3/9/20, 143-138, 2OT
Last Road Win: 12/18/19, 122-107
Last Home Loss: 2/9/19, 129-120
Last Road Loss: 11/28/18, 108-94
Biggest Win: 39 (1/4/94), 133-94
Biggest Loss: 32 (4/12/00), 119-87

ATLANTA ALL-TIME RECORD vs. CHARLOTTE

Season	Home	Road	Neutral	Total
88-89	3-0	1-1	0-0	4-1
89-90	1-0	1-0	0-0	2-0
90-91	1-2	0-2	0-0	1-4
91-92	1-1	1-1	0-0	2-2
92-93	0-2	3-0	0-0	3-2
93-94	3-0	1-1	0-0	4-1
94-95	0-2	2-0	0-0	2-2
95-96	2-0	1-1	0-0	3-1
96-97	1-1	0-2	0-0	1-3
97-98	2-0	2-0	0-0	4-0
98-99	2-0	1-0	0-0	3-0
99-00	1-1	0-2	0-0	1-3
00-01	0-2	0-2	0-0	0-4
01-02	1-1	1-1	0-0	2-2
04-05	1-1	0-2	0-0	1-3
05-06	0-2	1-1	0-0	1-3
06-07	1-1	0-2	0-0	1-3
07-08	2-0	0-2	0-0	2-2
08-09	2-0	1-1	0-0	3-1
09-10	2-0	0-2	0-0	2-2
10-11	1-1	1-1	0-0	2-2
11-12	2-0	2-0	0-0	4-0
12-13	2-0	2-0	0-0	4-0
13-14	1-1	2-0	0-0	3-1
14-15	2-0	0-2	0-0	2-2
15-16	2-0	1-1	0-0	3-1
16-17	1-1	0-2	0-0	1-3
17-18	0-2	0-2	0-0	0-4
18-19	1-1	0-2	0-0	1-3
19-20	1-0	1-0	0-0	2-0
TOTALS	39-22	25-33	0-0	64-55

CHICAGO BULLS

1901 W. Madison St.
Chicago, IL 60612
(312) 455-4000

2019-20 RESULTS

Chicago, 3-0
(High Scorer, ATL/CHI)
Nov. 6 at Atlanta (113-93, Bulls)
Parker 18/Satoransky 27
Dec. 11 at Chicago (136-102, Bulls)
Len 17/LaVine 35
Dec. 28 at Chicago (116-81, Bulls)
Collins 34/Markkanen 25

SERIES FACTS

Current Streak: Bulls, three wins
Current Home Streak: Lost 5
Current Road Streak: Won 4
Last Home Win: 3/3/19, 123-118
Last Road Win: 1/25/17, 119-114
Last Home Loss: 11/6/19, 113-93
Last Road Loss: 12/28/19, 116-81
Biggest Win: 37 (4/8/83), 138-101
Biggest Loss: 39 (1/14/13), 97-58

ATLANTA ALL-TIME RECORD vs. CHICAGO

Season	Home	Road	Neutral	Total
66-68*	5-3	6-1	1-1	12-5
68-69	3-0	3-1	0-0	6-1
69-70	3-0	1-1	1-1	5-2
70-71	1-1	0-3	0-0	1-4
71-72	0-3	0-2	0-0	0-5
72-73	1-1	1-1	0-0	2-2
73-74	1-1	0-2	0-0	1-3
74-75	0-2	0-2	0-0	0-4
75-76	1-1	1-1	0-0	2-2
76-77	2-0	0-2	0-0	2-2
77-78	1-0	0-2	0-1	1-3
78-79	2-0	1-1	0-0	3-1
79-80	1-0	0-1	0-0	1-1
80-81	1-2	1-2	0-0	2-4
81-82	1-1	1-2	0-0	2-3
82-83	3-0	2-1	0-0	5-1
83-84	3-0	1-2	0-0	4-2
84-85	1-2	2-1	0-0	3-3
85-86	3-0	2-1	0-0	5-1
86-87	3-0	1-2	0-0	4-2
87-88	1-1	1-2	0-0	2-3
88-89	2-1	2-1	0-0	4-2
89-90	0-3	0-2	0-0	0-5
90-91	1-1	0-3	0-0	1-4
91-92	0-3	0-2	0-0	0-5
92-93	1-1	1-1	0-0	2-2
93-94	2-0	0-3	0-0	2-3
94-95	0-3	1-1	0-0	1-4
95-96	0-2	0-2	0-0	0-4
96-97	1-1	0-2	0-0	1-3
97-98	1-1	0-2	0-0	1-3
98-99	1-1	2-0	0-0	3-1
99-00	2-0	1-1	0-0	3-1
00-01	1-1	1-1	0-0	2-2
01-02	1-1	2-0	0-0	3-1
02-03	1-1	1-1	0-0	2-2
03-04	2-0	1-1	0-0	3-1
04-05	0-2	0-2	0-0	0-4
05-06	0-2	0-1	0-0	0-3
06-07	0-2	0-2	0-0	0-4
07-08	2-0	0-2	0-0	2-2
08-09	1-0	2-0	0-0	3-0
09-10	2-0	1-1	0-0	3-1
10-11	1-1	0-1	0-0	1-2
11-12	1-1	0-2	0-0	1-3
12-13	1-1	0-1	0-0	1-2
13-14	0-2	0-2	0-0	0-4
14-15	1-0	1-1	0-0	2-1
15-16	2-0	2-0	0-0	4-0
16-17	2-0	1-1	0-0	3-1
17-18	0-2	0-1	0-0	0-3
18-19	0-2	2-0	0-0	2-2
19-20	0-1	0-2	0-0	0-3
TOTALS	66-54	45-75	2-3	113-132
ATL TOTALS	60-50	39-72	1-2	100-122

* 1966-68 signifies St. Louis Hawks years

CLEVELAND CAVALIERS

One Center Court
Cleveland, OH 44115-4001
(216) 420-2000

2019-20 RESULTS

Cleveland, 2-0
(High Scorer, ATL/CLE)
Dec. 23 at Cleveland (121-118, Cavaliers)
Young 30/Sexton 25
Feb. 12 at Cleveland (127-105, Cavaliers)
Young 27/Thompson 27

SERIES FACTS

Current Streak: Cleveland, two wins
Current Home Streak: Lost 1
Current Road Streak: Lost 2
Last Home Win: 12/29/18, 111-108
Last Road Win: 10/21/18, 133-111
Last Home Loss: 2/9/18, 123-107
Last Road Loss: 2/12/20, 127-105
Biggest Win: 34 (12/31/70), 119-85
Biggest Loss: 43 (3/22/92), 123-80

ATLANTA ALL-TIME RECORD vs. CLEVELAND

Season	Home	Road	Neutral	Total
70-71	2-0	2-0	0-0	4-0
71-72	2-1	2-1	0-0	4-2
72-73	2-1	1-3	0-0	3-4
73-74	2-1	2-2	0-0	4-3
74-75	3-1	0-3	0-0	3-4
75-76	0-3	2-2	0-0	2-5
76-77	1-1	1-1	0-0	2-2
77-78	1-1	0-2	0-0	1-3
78-79	2-0	1-1	0-0	3-1
79-80	3-0	1-2	0-0	4-2
80-81	0-3	1-2	0-0	1-5
81-82	2-1	2-1	0-0	4-2
82-83	3-0	3-0	0-0	6-0
83-84	3-0	0-3	0-0	3-3
84-85	2-1	1-2	0-0	3-3
85-86	2-1	2-1	0-0	4-2
86-87	3-0	1-2	0-0	4-2
87-88	3-0	2-1	0-0	5-1
88-89	3-0	1-2	0-0	4-2
89-90	2-0	0-3	0-0	2-3
90-91	1-2	2-0	0-0	3-2
91-92	0-2	0-3	0-0	0-5
92-93	0-3	0-2	0-0	0-5
93-94	2-0	1-1	0-0	3-1
94-95	1-1	0-3	0-0	1-4
95-96	1-1	2-0	0-0	3-1
96-97	2-0	1-1	0-0	3-1
97-98	2-0	2-0	0-0	4-0
98-99	1-0	1-1	0-0	2-1
99-00	2-0	1-1	0-0	3-1
00-01	1-1	1-1	0-0	2-2
01-02	2-0	1-1	0-0	3-1
02-03	2-0	2-0	0-0	4-0
03-04	1-1	0-2	0-0	1-3
04-05	0-2	0-2	0-0	0-4
05-06	0-1	1-1	0-0	1-2
06-07	0-2	1-1	0-0	1-3
07-08	1-1	0-1	0-0	1-2
08-09	1-1	0-2	0-0	1-3
09-10	1-1	0-2	0-0	1-3
10-11	1-0	2-0	0-0	3-0
11-12	2-0	1-0	0-0	3-0
12-13	1-1	1-1	0-0	2-2
13-14	2-0	1-0	0-0	3-0
14-15	2-0	1-1	0-0	3-1
15-16	0-1	0-2	0-0	0-3
16-17	1-1	2-0	0-0	3-1
17-18	0-2	1-1	0-0	1-3
18-19	1-0	1-1	0-0	2-1
19-20	0-0	0-2	0-0	0-2
TOTALS	72-39	51-67	0-0	123-106

DALLAS MAVERICKS

2500 Victory Avenue
Dallas, TX 75219
(214) 665-4660

2019-20 RESULTS

Series tied, 1-1
(High Scorer, ATL/DAL)
Feb. 1 at Dallas (123-100, Mavericks)
Collins 26/Brunson 27
Feb. 22 at Atlanta (111-107, Hawks)
Collins 35/Hardaway Jr. 33

SERIES FACTS

Current Streak: Atlanta, one win
Current Home Streak: Won 7
Current Road Streak: Lost 2
Last Home Win: 2/22/20, 111-107
Last Road Win: 10/18/17, 117-111
Last Home Loss: 3/18/13, 127-113
Last Road Loss: 2/1/20, 123-100
Biggest Win: 36 (12/17/96), 109-73
Biggest Loss: 26 (2/18/03), 105-79

ATLANTA ALL-TIME RECORD vs. DALLAS

Season	Home	Road	Neutral	Total
80-81	1-0	1-0	0-0	2-0
81-82	0-1	1-0	0-0	1-1
82-83	1-0	0-1	0-0	1-1
83-84	1-0	0-1	0-0	1-1
84-85	0-1	0-1	0-0	0-2
85-86	0-1	1-0	0-0	1-1
86-87	1-0	1-0	0-0	2-0
87-88	1-0	1-0	0-0	2-0
88-89	1-0	0-1	0-0	1-1
89-90	0-1	0-1	0-0	0-2
90-91	1-0	1-0	0-0	2-0
91-92	1-0	1-0	0-0	2-0
92-93	1-0	0-1	0-0	1-1
93-94	1-0	1-0	0-0	2-0
94-95	1-0	1-0	0-0	2-0
95-96	0-1	1-0	0-0	1-1
96-97	1-0	1-0	0-0	2-0
97-98	1-0	1-0	0-0	2-0
98-99	0-0	0-1	0-0	0-1
99-00	0-1	0-1	0-0	0-2
00-01	0-1	0-1	0-0	0-2
01-02	0-1	0-1	0-0	0-2
02-03	0-1	0-1	0-0	0-2
03-04	1-0	1-0	0-0	2-0
04-05	1-0	0-1	0-0	1-1
05-06	0-1	0-1	0-0	0-2
06-07	0-1	0-1	0-0	0-2
07-08	1-0	0-1	0-0	1-1
08-09	1-0	0-1	0-0	1-1
09-10	0-1	1-0	0-0	1-1
10-11	0-1	0-1	0-0	0-2
11-12	1-0	0-0	0-0	1-0
12-13	0-1	1-0	0-0	1-1
13-14	1-0	0-1	0-0	1-1
14-15	1-0	1-0	0-0	2-0
15-16	1-0	1-0	0-0	2-0
16-17	1-0	1-0	0-0	2-0
17-18	1-0	1-0	0-0	2-0
18-19	1-0	0-1	0-0	1-1
19-20	1-0	0-1	0-0	1-1
TOTALS	25-14	19-20	0-0	44-34

DENVER NUGGETS

1000 Chopper Place
Denver, CO 80204
(303) 405-1100

2019-20 RESULTS

Series tied, 1-1
(High Scorer, ATL/DEN)
Nov. 12 at Denver (125-121, Hawks)
Young 42/Barton 21
Jan. 6 at Atlanta (123-115, Nuggets)
Young 29/Jokic 47

SERIES FACTS

Current Streak: Denver, one win
Current Home Streak: Lost 1
Current Road Streak: Won 1
Last Home Win: 12/8/18, 106-98
Last Road Win: 11/12/19, 125-121
Last Home Loss: 1/6/20, 123-115
Last Road Loss: 11/15/18, 138-93
Biggest Win: 26 (12/30/78), 113-87
26 (1/19/92), 119-93
Biggest Loss: 45 (11/15/18), 138-93

ATLANTA ALL-TIME RECORD vs. DENVER

Season	Home	Road	Neutral	Total
76-77	2-0	0-2	0-0	2-2
77-78	1-0	0-2	0-1	1-3
78-79	2-0	1-1	0-0	3-1
79-80	1-0	0-1	0-0	1-1
80-81	1-0	0-1	0-0	1-1
81-82	1-0	0-1	0-0	1-1
82-83	0-1	1-0	0-0	1-1
83-84	0-1	0-1	0-0	0-2
84-85	0-1	0-1	0-0	0-2
85-86	1-0	0-1	0-0	1-1
86-87	1-0	1-0	0-0	2-0
87-88	1-0	0-1	0-0	1-1
88-89	0-1	0-1	0-0	0-2
89-90	1-0	0-1	0-0	1-1
90-91	1-0	0-1	0-0	1-1
91-92	1-0	1-0	0-0	2-0
92-93	1-0	1-0	0-0	2-0
93-94	1-0	0-1	0-0	1-1
94-95	1-0	1-0	0-0	2-0
95-96	1-0	0-1	0-0	1-1
96-97	1-0	0-1	0-0	1-1
97-98	1-0	1-0	0-0	2-0
99-00	1-0	0-1	0-0	1-1
00-01	1-0	0-1	0-0	1-1
01-02	1-0	1-0	0-0	2-0
02-03	1-0	1-0	0-0	2-0
03-04	1-0	1-0	0-0	2-0
04-05	0-1	0-1	0-0	0-2
05-06	1-0	0-1	0-0	1-1
06-07	0-1	1-0	0-0	1-1
07-08	1-0	0-1	0-0	1-1
08-09	1-0	0-1	0-0	1-1
09-10	1-0	0-1	0-0	1-1
10-11	0-1	0-1	0-0	0-2
11-12	0-0	0-1	0-0	0-1
12-13	1-0	0-1	0-0	1-1
13-14	1-0	0-1	0-0	1-1
14-15	1-0	0-1	0-0	1-1
15-16	1-0	1-0	0-0	2-0
16-17	1-0	1-0	0-0	2-0
17-18	0-1	1-0	0-0	1-1
18-19	1-0	0-1	0-0	1-1
19-20	0-1	1-0	0-0	1-1
TOTALS	35-9	15-31	0-1	50-41

DETROIT PISTONS

Pistons Performance Center
6201 Second Avenue
Detroit, MI 48202
(248) 377-0100

2019-20 RESULTS

Detroit, 2-1
(High Scorer, ATL/DET)
Oct. 24 at Detroit (117-100, Hawks)
Young 38/Rose 27
Nov. 22 at Detroit (128-103, Pistons)
Bembry 22/Griffin 24
Jan. 18 at Atlanta (136-103, Pistons)
Collins 20/Rose 27

SERIES FACTS

Current Streak: Detroit, two wins
Current Home Streak: Lost 1
Current Road Streak: Lost 1
Last Home Win: 2/11/18, 118-115
Last Road Win: 10/24/19, 117-100
Last Home Loss: 1/18/20, 136-103
Last Road Loss: 11/22/19, 128-103
Biggest Win: 44 (2/7/94), 141-97
Biggest Loss: 36 (12/2/16), 121-85
36 (12/2/83), 128-92

ATLANTA ALL-TIME RECORD vs. DETROIT

Season	Home	Road	Neutral	Total
57-68*	23-26	44-6	13-10	80-42
68-69	3-0	3-0	0-0	6-0
69-70	0-2	2-0	1-1	3-3
70-71	0-3	0-2	0-0	0-5
71-72	1-1	2-1	0-0	3-2
72-73	1-1	1-1	0-0	2-2
73-74	0-2	0-2	0-0	0-4
74-75	1-1	1-1	0-0	2-2
75-76	0-2	1-1	0-0	1-3
76-77	0-2	0-2	0-0	0-4
77-78	1-1	1-1	0-0	2-2
78-79	2-0	1-1	0-0	3-1
79-80	3-0	3-0	0-0	6-0
80-81	2-1	2-1	0-0	4-2
81-82	1-2	1-2	0-0	2-4
82-83	2-1	1-2	0-0	3-3
83-84	2-1	0-3	0-0	2-4
84-85	0-3	1-2	0-0	1-5
85-86	3-0	1-2	0-0	4-2
86-87	2-1	1-2	0-0	3-3
87-88	1-2	1-2	0-0	2-4
88-89	1-2	0-3	0-0	1-5
89-90	1-2	2-0	0-0	3-2
90-91	0-2	0-3	0-0	0-5
91-92	0-3	1-1	0-0	1-4
92-93	1-1	1-2	0-0	2-3
93-94	2-0	2-0	0-0	4-0
94-95	2-1	1-1	0-0	3-2
95-96	2-0	0-2	0-0	2-2
96-97	1-1	0-2	0-0	1-3
97-98	2-0	0-2	0-0	2-2
98-99	0-1	1-1	0-0	1-2
99-00	1-1	0-2	0-0	1-3
00-01	0-2	0-2	0-0	0-4
01-02	1-1	0-2	0-0	1-3
02-03	1-1	0-2	0-0	1-3
03-04	0-2	1-1	0-0	1-3
04-05	0-2	1-1	0-0	1-3
05-06	1-1	0-2	0-0	1-3
06-07	1-0	0-2	0-0	1-2
07-08	0-2	0-2	0-0	0-4
08-09	2-0	1-0	0-0	3-0
09-10	2-0	0-2	0-0	2-2
10-11	2-0	1-1	0-0	3-1
11-12	2-0	1-1	0-0	3-1
12-13	1-0	1-1	0-0	2-1
13-14	1-1	1-1	0-0	2-2
14-15	1-0	1-1	0-0	2-1
15-16	1-1	2-0	0-0	3-1
16-17	1-1	0-1	0-0	1-2
17-18	0-2	1-1	0-0	1-3
18-19	0-2	1-0	0-0	1-2
19-20	0-1	1-1	0-0	1-2
TOTALS	78-85	88-77	14-11	180-173
ATL TOTALS	53-59	43-70	1-1	97-130

* 1957-68 signifies St. Louis Hawks years.

GOLDEN STATE WARRIORS

1011 Broadway
Oakland, CA 94607
(510) 986-2200

2019-20 RESULTS

Atlanta, 1-0
(High Scorer, ATL/GST)
Dec. 2 at Atlanta (104-79, Hawks)
Young 24/Paschall 24

SERIES FACTS

Current Streak: Atlanta, one win
Current Home Streak: Won 1
Current Road Streak: Lost 7
Last Home Win: 12/2/19, 104-79
Last Road Win: 2/25/11, 95-79
Last Home Loss: 11/13/18, 110-103
Last Road Loss: 12/3/18, 128-111
Biggest Win: 31 (1/22/86), 131-100
Biggest Loss: 34 (11/28/76), 132-98

ATLANTA ALL-TIME RECORD vs. GOLDEN STATE

Season	Home	Road	Neutral	Total
47-68*	49-16	23-40	12-21	84-77
68-69	2-2	2-1	0-0	4-3
69-70	1-2	2-1	1-0	4-3
70-71	1-1	1-2	0-0	2-3
71-72	2-1	0-1	1-0	3-2
72-73	1-1	0-2	0-0	1-3
73-74	0-2	1-1	0-0	1-3
74-75	1-1	0-2	0-0	1-3
75-76	2-0	0-2	0-0	2-2
76-77	0-2	0-2	0-0	0-4
77-78	1-1	0-2	0-0	1-3
78-79	1-1	0-2	0-0	1-3
79-80	1-0	1-0	0-0	2-0
80-81	1-0	1-0	0-0	2-0
81-82	0-1	0-1	0-0	0-2
82-83	0-1	0-1	0-0	0-2
83-84	1-0	0-1	0-0	1-1
84-85	1-0	1-0	0-0	2-0
85-86	1-0	0-1	0-0	1-1
86-87	1-0	0-1	0-0	1-1
87-88	1-0	1-0	0-0	2-0
88-89	1-0	0-1	0-0	1-1
89-90	1-0	1-0	0-0	2-0
90-91	1-0	0-1	0-0	1-1
91-92	1-0	0-1	0-0	1-1
92-93	1-0	1-0	0-0	2-0
93-94	0-1	0-1	0-0	0-2
94-95	1-0	1-0	0-0	2-0
95-96	0-1	1-0	0-0	1-1
96-97	1-0	1-0	0-0	2-0
97-98	1-0	1-0	0-0	2-0
99-00	0-1	0-1	0-0	0-2
00-01	1-0	1-0	0-0	2-0
01-02	1-0	1-0	0-0	2-0
02-03	0-1	0-1	0-0	0-2
03-04	0-1	0-1	0-0	0-2
04-05	0-1	0-1	0-0	0-2
05-06	1-0	0-1	0-0	1-1
06-07	1-0	1-0	0-0	2-0
07-08	0-1	1-0	0-0	1-1
08-09	1-0	0-1	0-0	1-1
09-10	1-0	0-1	0-0	1-1
10-11	1-0	1-0	0-0	2-0
11-12	0-1	0-0	0-0	0-1
12-13	0-1	0-1	0-0	0-2
13-14	0-1	0-1	0-0	0-2
14-15	1-0	0-1	0-0	1-1
15-16	0-1	0-1	0-0	0-2
16-17	0-1	0-1	0-0	0-2
17-18	0-1	0-1	0-0	0-2
18-19	0-1	0-1	0-0	0-2
19-20	1-0	0-0	0-0	1-0
TOTALS	85-46	44-81	14-21	143-148
ATL TOTALS	36-29	21-41	2-0	59-70

* 1947-68 signifies St. Louis Hawks years.

HOUSTON ROCKETS

Toyota Center
1510 Polk St.
Houston, TX 77002
(713) 758-7200

2019-20 RESULTS

Houston, 2-0
(High Scorer, ATL/HTN)
Nov. 30 at Houston (158-111, Rockets)
Young 37/Harden 60
Jan. 8 at Atlanta (122-115, Rockets)
Young 42/Harden 41

SERIES FACTS

Current Streak: Houston, six wins
Current Home Streak: Lost 3
Current Road Streak: Lost 3
Last Home Win: 11/5/16, 112-97
Last Road Win: 2/2/17, 113-08
Last Home Loss: 1/8/20, 122-115
Last Road Loss: 11/30/19, 158-111
Biggest Win: 42 (11/30/67), 129-87
Biggest Loss: 47 (11/30/19), 158-111

ATLANTA ALL-TIME RECORD vs. HOUSTON

Season	Home	Road	Neutral	Total
67-68*	3-1	4-0	0-0	7-1
68-69	3-1	0-3	0-0	3-4
69-70	3-0	1-2	0-0	4-2
70-71	2-1	0-2	0-0	2-3
71-72	1-1	0-3	0-0	1-4
72-73	3-1	1-3	0-0	4-4
73-74	3-1	2-1	0-0	5-2
74-75	1-2	1-3	0-0	2-5
75-76	2-2	0-3	0-0	2-5
76-77	1-1	0-2	0-0	1-3
77-78	2-0	1-1	0-0	3-1
78-79	2-0	1-1	0-0	3-1
79-80	1-2	1-2	0-0	2-4
80-81	1-0	0-1	0-0	1-1
81-82	1-0	1-0	0-0	2-0
82-83	1-0	1-0	0-0	2-0
83-84	1-0	0-1	0-0	1-1
84-85	0-1	0-1	0-0	0-2
85-86	1-0	0-1	0-0	1-1
86-87	0-1	1-0	0-0	1-1
87-88	1-0	0-1	0-0	1-1
88-89	1-0	0-1	0-0	1-1
89-90	1-0	1-0	0-0	2-0
90-91	0-1	1-0	0-0	1-1
91-92	1-0	1-0	0-0	2-0
92-93	1-0	0-1	0-0	1-1
93-94	1-0	0-1	0-0	1-1
94-95	0-1	0-1	0-0	0-2
95-96	1-0	0-1	0-0	1-1
96-97	1-0	0-1	0-0	1-1
97-98	1-0	0-1	0-0	1-1
98-99	0-0	1-0	0-0	1-0
99-00	1-0	0-1	0-0	1-1
00-01	0-1	0-1	0-0	0-2
01-02	1-0	0-1	0-0	1-1
02-03	1-0	0-1	0-0	1-1
03-04	0-1	0-1	0-0	0-2
04-05	1-0	0-1	0-0	1-1
05-06	1-0	0-1	0-0	1-1
06-07	1-0	0-1	0-0	1-1
07-08	0-1	0-1	0-0	0-2
08-09	1-0	0-1	0-0	1-1
09-10	1-0	1-0	0-0	2-0
10-11	0-1	0-1	0-0	0-2
11-12	0-0	0-1	0-0	0-1
12-13	0-1	0-1	0-0	0-2
13-14	1-0	0-1	0-0	1-1
14-15	1-0	1-0	0-0	2-0
15-16	1-0	1-0	0-0	2-0
16-17	1-0	1-0	0-0	2-0
17-18	0-1	0-1	0-0	0-2
18-19	0-1	0-1	0-0	0-2
19-20	0-1	0-1	0-0	0-2
TOTALS	53-25	23-55	0-0	76-80
ATL TOTALS	50-24	19-54	0-0	69-78

* 1967-68 St. Louis Hawks years.

INDIANA PACERS

125 South Pennsylvania St.
Indianapolis, IN 46204
(317) 917-2500

2019-20 RESULTS

Indiana, 2-1
(High Scorer, ATL/IND)
Nov. 29 at Indiana (105-104, OT, Pacers)
Young 49/Lamb 20
Dec. 13 at Atlanta (110-100, Pacers)
Young 23/Brogdon 19
Jan. 4 at Atlanta (116-111, Hawks)
Young 41/Sabonis 25

SERIES FACTS

Current Streak: Atlanta, one wins
Current Home Streak: Won 1
Current Road Streak: Lost 6
Last Home Win: 1/4/20, 116-111
Last Road Win: 11/23/16, 96-85
Last Home Loss: 12/13/19, 110-100
Last Road Loss: 11/29/19, 105-104, OT
Biggest Win: 31 (1/28/86), 123-92
Biggest Loss: 27 (2/21/90), 123-96
27 (12/29/99), 116-89

ATLANTA ALL-TIME RECORD vs. INDIANA

Season	Home	Road	Neutral	Total
76-77	0-2	0-2	0-0	0-4
77-78	2-0	1-1	0-0	3-1
78-79	1-1	0-2	0-0	1-3
79-80	3-0	1-2	0-0	4-2
80-81	0-3	1-2	0-0	1-5
81-82	3-0	1-2	0-0	4-2
82-83	3-0	3-0	0-0	6-0
83-84	3-0	1-2	0-0	4-2
84-85	2-0	3-0	1-0	6-0
85-86	3-0	2-1	0-0	5-1
86-87	1-2	2-1	0-0	3-3
87-88	2-1	2-1	0-0	4-2
88-89	3-0	2-1	0-0	5-1
89-90	1-1	1-2	0-0	2-3
90-91	3-0	1-1	0-0	4-1
91-92	1-1	0-3	0-0	1-4
92-93	2-0	0-2	0-0	2-2
93-94	2-1	1-1	0-0	3-2
94-95	1-1	0-3	0-0	1-4
95-96	1-1	0-2	0-0	1-3
96-97	2-0	1-1	0-0	3-1
97-98	0-2	1-1	0-0	1-3
98-99	1-1	2-0	0-0	3-1
99-00	0-2	1-1	0-0	1-3
00-01	2-0	0-2	0-0	2-2
01-02	1-1	0-2	0-0	1-3
02-03	2-0	0-2	0-0	2-2
03-04	0-2	0-2	0-0	0-4
04-05	0-2	0-1	0-0	0-3
05-06	2-0	2-0	0-0	4-0
06-07	1-1	0-2	0-0	1-3
07-08	1-0	0-2	0-0	1-2
08-09	2-0	1-1	0-0	3-1
09-10	2-0	1-0	0-0	3-0
10-11	2-0	1-1	0-0	3-1
11-12	1-0	1-1	0-0	2-1
12-13	2-0	0-2	0-0	2-2
13-14	1-1	1-1	0-0	2-2
14-15	2-0	1-0	0-0	3-0
15-16	2-0	0-2	0-0	2-2
16-17	0-1	1-1	0-0	1-2
17-18	1-1	0-2	0-0	1-3
18-19	0-2	0-2	0-0	0-4
19-20	1-1	0-1	0-0	1-2
TOTALS	65-31	36-61	1-0	102-92

LOS ANGELES CLIPPERS

LA Clippers Training Center
6951 South Centinela Blvd.
Playa Vista, CA 90094
(310) 862-6000

2019-20 RESULTS

Series tied, 1-1
(High Scorer, ATL/LAC)
Nov. 16 at Los Angeles (150-101, Clippers)
Young 20/George 37
Jan. 22 at Atlanta (102-95, Hawks)
Collins 33/Harrell 30

SERIES FACTS

Current Streak: Atlanta, one win
Current Home Streak: Won 1
Current Road Streak: Lost 1
Last Home Win: 1/22/20, 102-95
Last Road Win: 1/28/19, 123-118
Last Home Loss: 11/19/18, 127-119
Last Road Loss: 11/16/19, 150-101
Biggest Win: 37 (1/3/88), 121-84
Biggest Loss: 49 (11/16/19), 150-101

ATLANTA ALL-TIME RECORD vs. LOS ANGELES CLIPPERS

Season	Home	Road	Neutral	Total
70-71	2-0	1-1	0-0	3-1
71-72	2-1	2-1	0-0	4-2
72-73	2-1	3-0	0-0	5-1
73-74	2-1	0-2	0-1	2-4
74-75	0-2	1-1	0-0	1-3
75-76	2-1	0-2	0-0	2-3
76-77	2-0	2-0	0-0	4-0
77-78	2-0	1-1	0-0	3-1
78-79	2-0	1-1	0-0	3-1
79-80	1-0	0-1	0-0	1-1
80-81	1-0	0-1	0-0	1-1
81-82	0-1	1-0	0-0	1-1
82-83	1-0	0-1	0-0	1-1
83-84	1-0	0-1	0-0	1-1
84-85	1-0	1-0	0-0	2-0
85-86	1-0	1-0	0-0	2-0
86-87	1-0	1-0	0-0	2-0
87-88	1-0	1-0	0-0	2-0
88-89	1-0	1-0	0-0	2-0
89-90	0-1	1-0	0-0	1-1
90-91	1-0	1-0	0-0	2-0
91-92	1-0	0-1	0-0	1-1
92-93	1-0	0-1	0-0	1-1
93-94	0-1	1-0	0-0	1-1
94-95	1-0	1-0	0-0	2-0
95-96	1-0	1-0	0-0	2-0
96-97	1-0	1-0	0-0	2-0
97-98	1-0	1-0	0-0	2-0
98-99	0-0	1-0	0-0	1-0
99-00	1-0	0-1	0-0	1-1
00-01	1-0	0-1	0-0	1-1
01-02	1-0	0-1	0-0	1-1
02-03	1-0	1-0	0-0	2-0
03-04	0-1	0-1	0-0	0-2
04-05	0-1	0-1	0-0	0-2
05-06	0-1	0-1	0-0	0-2
06-07	1-0	1-0	0-0	2-0
07-08	1-0	0-1	0-0	1-1
08-09	0-1	1-0	0-0	1-1
09-10	1-0	1-0	0-0	2-0
10-11	1-0	1-0	0-0	2-0
11-12	1-0	0-1	0-0	1-1
12-13	1-0	0-1	0-0	1-1
13-14	1-0	0-1	0-0	1-1
14-15	1-0	1-0	0-0	2-0
15-16	0-1	1-0	0-0	1-1
16-17	0-1	0-1	0-0	0-2
17-18	0-1	0-1	0-0	0-2
18-19	0-1	1-0	0-0	1-1
19-20	1-0	0-1	0-0	1-1
TOTALS	45-17	33-28	0-1	78-46

LOS ANGELES LAKERS

555 N. Nash St.
El Segundo, CA 90245
(310) 426-6000

2019-20 RESULTS

Los Angeles, 2-0
(High Scorer, ATL/LAL)
Nov. 17 at Los Angeles (122-101, Lakers)
Young 31/James 33
Dec. 15 at Atlanta (101-96, Lakers)
Young 30/James 32

SERIES FACTS

Current Streak: Los Angeles, two wins
Current Home Streak: Lost 1
Current Road Streak: Lost 4
Last Home Win: 2/12/19, 117-113
Last Road Win: 3/4/16, 106-77
Last Home Loss: 12/15/19, 101-96
Last Road Loss: 11/17/19, 122-101
Biggest Win: 29 (3/4/16), 106-77
Biggest Loss: 46 (1/9/04), 113-67

ATLANTA ALL-TIME RECORD vs. LOS ANGELES LAKERS

Season	Home	Road	Neutral	Total
50-51***				0-11
51-55**				12-30
55-68*				79-68
68-69	2-2	1-2	0-0	3-4
69-70	2-1	2-2	0-0	4-3
70-71	1-1	2-1	0-0	3-2
71-72	0-3	0-2	0-0	0-5
72-73	1-1	2-0	0-0	3-1
73-74	2-0	2-0	0-0	4-0
74-75	2-0	0-2	0-0	2-2
75-76	1-1	0-2	0-0	1-3
76-77	1-1	1-1	0-0	2-2
77-78	2-0	1-1	0-0	3-1
78-79	1-1	0-2	0-0	1-3
79-80	1-0	0-1	0-0	1-1
80-81	0-1	0-1	0-0	0-2
81-82	0-1	0-1	0-0	0-2
82-83	0-1	0-1	0-0	0-2
83-84	0-1	0-1	0-0	0-2
84-85	0-1	0-1	0-0	0-2
85-86	1-0	0-1	0-0	1-1
86-87	0-1	1-0	0-0	1-1
87-88	0-1	0-1	0-0	0-2
88-89	0-1	1-0	0-0	1-1
89-90	0-1	0-1	0-0	0-2
90-91	0-1	0-1	0-0	0-2
91-92	0-1	0-1	0-0	0-2
92-93	1-0	0-1	0-0	1-1
93-94	1-0	0-1	0-0	1-1
94-95	0-1	0-1	0-0	0-2
95-96	0-1	0-1	0-0	0-2
96-97	1-0	0-1	0-0	1-1
97-98	0-1	0-1	0-0	0-2
99-00	0-1	0-1	0-0	0-2
00-01	1-0	0-1	0-0	1-1
01-02	0-1	1-0	0-0	1-1
02-03	0-1	1-0	0-0	1-1
03-04	1-0	0-1	0-0	1-1
04-05	1-0	0-1	0-0	1-1
05-06	0-1	1-0	0-0	1-1
06-07	0-1	0-1	0-0	0-2
07-08	1-0	0-1	0-0	1-1
08-09	1-0	0-1	0-0	1-1
09-10	1-0	0-1	0-0	1-1
10-11	0-1	0-1	0-0	0-2
11-12	0-0	0-1	0-0	0-1
12-13	1-0	0-1	0-0	1-1
13-14	1-0	0-1	0-0	1-1
14-15	0-1	1-0	0-0	1-1
15-16	1-0	1-0	0-0	2-0
16-17	0-1	0-1	0-0	0-2
17-18	0-1	0-1	0-0	0-2
18-19	1-0	0-1	0-0	1-1
19-20	0-1	0-1	0-0	0-2
TOTALS				140-191
ATL TOTALS	31-34	18-48	0-0	49-82

***1950-51 signifies Tri-Cities Blackhawks years.
**1951-55 signifies Milwaukee Hawks years.
*1955-68 signifies St. Louis Hawks years.

MEMPHIS GRIZZLIES

191 Beale St.
Memphis, TN 38103
(901) 205-1234

2019-20 RESULTS

Memphis, 2-0
(High Scorer, ATL/MEM)
Mar. 2 at Atlanta (127-88, Grizzlies)
Young 19/Dieng 17
Mar. 7 at Memphis (118-101, Grizzlies)
Collins 27/Valanciunas 27

SERIES FACTS

Current Streak: Memphis, two wins
Current Home Streak: Lost 1
Current Road Streak: Lost 3
Last Home Win: 3/13/19, 132-111
Last Road Win: 3/11/17, 107-90
Last Home Loss: 3/2/20, 127-88
Last Road Loss: 3/7/20, 118-101
Biggest Win: 26 (2/6/18), 108-82
Biggest Loss: 39 (3/2/20), 127-88

ATLANTA ALL-TIME RECORD vs. MEMPHIS

Season	Home	Road	Neutral	Total
95-96	1-0	1-0	0-0	2-0
96-97	1-0	1-0	0-0	2-0
97-98	1-0	1-0	0-0	2-0
98-99	1-0	0-0	0-0	1-0
99-00	1-0	0-1	0-0	1-1
00-01	1-0	0-1	0-0	1-1
01-02	1-0	1-0	0-0	2-0
02-03	1-0	0-1	0-0	1-1
03-04	0-1	0-1	0-0	0-2
04-05	0-1	0-1	0-0	0-2
05-06	0-1	0-1	0-0	0-2
06-07	1-0	1-0	0-0	2-0
07-08	1-0	1-0	0-0	2-0
08-09	1-0	0-1	0-0	1-1
09-10	1-0	1-0	0-0	2-0
10-11	1-0	1-0	0-0	2-0
11-12	0-1	0-0	0-0	0-1
12-13	1-0	1-0	0-0	2-0
13-14	0-1	0-1	0-0	0-2
14-15	1-0	0-1	0-0	1-1
15-16	1-0	1-0	0-0	2-0
16-17	0-1	1-0	0-0	1-1
17-18	1-0	0-1	0-0	1-1
18-19	1-0	0-1	0-0	1-1
19-20	0-1	0-1	0-0	0-2
TOTALS	18-7	11-12	0-0	29-19

MIAMI HEAT

601 Biscayne Blvd.
Miami, FL 33132
(786) 777-HEAT

2019-20 RESULTS

Miami, 3-1
(High Scorer, ATL/MIA)
Oct. 29 at Miami (112-97, Heat)
Collins 30/Herro 29
Oct. 31 at Atlanta (106-97, Heat)
Parker 23/Nunn 28
Dec. 10 at Miami (135-121, OT, Heat)
Hunter 28/Nunn 36
Feb. 20 at Atlanta (129-124, Hawks)
Young 50/Adebayo 28

SERIES FACTS

Current Streak: Atlanta, one win
Current Home Streak: Won 1
Current Road Streak: Lost 3
Last Home Win: 2/20/20, 129-124
Last Road Win: 11/27/18, 115-113
Last Home Loss: 10/31/19, 106-97
Last Road Loss: 12/10/19, 135-121, OT
Biggest Win: 33 (3/11/89), 111-78
Biggest Loss: 34 (1/1/03), 107-73

ATLANTA ALL-TIME RECORD vs. MIAMI

Season	Home	Road	Neutral	Total
88-89	1-0	0-1	0-0	1-1
89-90	2-0	2-0	0-0	4-0
90-91	2-0	2-0	0-0	4-0
91-92	2-0	0-2	0-0	2-2
92-93	2-0	1-1	0-0	3-1
93-94	2-0	1-1	0-0	3-1
94-95	1-1	1-1	0-0	2-2
95-96	1-1	1-1	0-0	2-2
96-97	1-0	0-2	0-0	1-2
97-98	1-1	0-2	0-0	1-3
98-99	0-1	0-2	0-0	0-3
99-00	2-0	0-2	0-0	2-2
00-01	0-2	0-1	0-0	0-3
01-02	2-0	1-1	0-0	3-1
02-03	1-1	0-2	0-0	1-3
03-04	1-1	0-2	0-0	1-3
04-05	0-2	0-2	0-0	0-4
05-06	1-1	0-2	0-0	1-3
06-07	0-2	0-2	0-0	0-4
07-08	2-0	1-1	0-0	3-1
08-09	2-0	1-1	0-0	3-1
09-10	1-1	0-2	0-0	1-3
10-11	0-2	1-1	0-0	1-3
11-12	0-2	1-1	0-0	1-3
12-13	0-2	0-2	0-0	0-4
13-14	2-0	0-2	0-0	2-2
14-15	2-0	2-0	0-0	4-0
15-16	0-2	1-1	0-0	1-3
16-17	1-1	1-1	0-0	2-2
17-18	1-1	0-2	0-0	1-3
18-19	2-0	1-1	0-0	3-1
19-20	1-1	0-2	0-0	1-3
TOTALS	36-25	18-44	0-0	54-69

MILWAUKEE BUCKS

1001 N. Fourth St.
Milwaukee, WI 53203
(414) 227-0500

2019-20 RESULTS

Milwaukee, 3-0
(High Scorer, ATL/MIL)
Nov. 20 at Atlanta (135-127, Bucks)
Hunter 27/Antetokounmpo 33
Nov. 27 at Milwaukee (111-102, Bucks)
Parker 33/Antetokounmpo 30
Dec. 27 at Atlanta (112-86, Bucks)
Crabbe 20/Middleton 23

SERIES FACTS

Current Streak: Milwaukee, four wins
Current Home Streak: Lost 2
Current Road Streak: Lost 6
Last Home Win: 3/31/19, 136-135, OT
Last Road Win: 12/9/16, 114-110
Last Home Loss: 12/27/19, 112-86
Last Road Loss: 11/27/19, 111-20
Biggest Win: 39 (1/15/87), 130-91
Biggest Loss: 36 (2/14/71), 124-88

ATLANTA ALL-TIME RECORD vs. MILWAUKEE

Season	Home	Road	Neutral	Total
68-69	3-0	1-1	0-1	4-2
69-70	1-2	2-0	0-1	3-3
70-71	0-3	1-1	0-0	1-4
71-72	1-1	1-2	0-0	2-3
72-73	1-1	0-2	0-0	1-3
73-74	0-2	0-1	1-0	1-3
74-75	1-1	1-1	0-0	2-2
75-76	1-1	1-1	0-0	2-2
76-77	2-0	0-2	0-0	2-2
77-78	1-1	1-1	0-0	2-2
78-79	2-0	1-0	0-0	3-0
79-80	1-0	0-1	0-0	1-1
80-81	1-2	0-3	0-0	1-5
81-82	2-1	1-2	0-0	3-3
82-83	1-2	0-2	0-0	1-4
83-84	2-1	1-2	0-0	3-3
84-85	1-2	1-2	0-0	2-4
85-86	3-0	0-3	0-0	3-3
86-87	3-0	0-3	0-0	3-3
87-88	2-1	1-2	0-0	3-3
88-89	3-0	3-0	0-0	6-0
89-90	3-0	0-2	0-0	2-2
90-91	1-1	1-2	0-0	2-3
91-92	2-0	1-1	0-0	3-1
92-93	1-2	2-0	0-0	3-2
93-94	2-0	3-0	0-0	5-0
94-95	1-1	0-2	0-0	1-3
95-96	2-0	0-2	0-0	2-2
96-97	2-0	2-0	0-0	4-0
97-98	2-0	1-1	0-0	3-1
98-99	1-1	0-1	0-0	1-2
99-00	0-2	0-2	0-0	0-4
00-01	1-1	0-2	0-0	1-3
01-02	1-1	0-2	0-0	1-3
02-03	2-0	0-2	0-0	2-2
03-04	1-1	1-1	0-0	2-2
04-05	1-0	0-2	0-0	1-2
05-06	0-2	1-1	0-0	1-3
06-07	1-1	0-1	0-0	1-2
07-08	2-0	0-2	0-0	2-2
08-09	2-0	1-1	0-0	3-1
09-10	1-0	1-1	0-0	2-1
10-11	1-1	1-1	0-0	2-2
11-12	1-0	1-1	0-0	2-1
12-13	2-0	2-0	0-0	4-0
13-14	1-0	2-0	0-0	3-0
14-15	1-1	2-0	0-0	3-1
15-16	1-1	0-1	0-0	1-2
16-17	2-0	1-1	0-0	3-1
17-18	0-1	0-2	0-0	0-3
18-19	1-1	0-2	0-0	1-3
19-20	0-1	0-2	0-0	0-3
TOTALS	71-40	39-70	1-2	111-112

MINNESOTA TIMBERWOLVES

600 First Ave. North
Minneapolis, MN 55403
(612) 673-1600

2019-20 RESULTS

Series tied, 1-1
(High Scorer, ATL/MIN)
Nov. 25 at Atlanta (125-113, Timberwolves)
Young 37/Towns 28
Feb. 5 at Minnesota (127-120, Hawks)
Young 38/Wiggins 25

SERIES FACTS

Current Streak: Atlanta, one win
Current Home Streak: Lost 1
Current Road Streak: Won 2
Last Home Win: 2/27/19, 131-123, OT
Last Road Win: 2/5/20, 127-120
Last Home Loss: 11/25/19, 125-113
Last Road Loss: 3/28/18, 126-114
Biggest Win: 25 (12/22/09), 112-87
Biggest Loss: 24 (3/26/14), 107-83

ATLANTA ALL-TIME RECORD vs. MINNESOTA

Season	Home	Road	Neutral	Total
89-90	1-0	0-1	0-0	1-1
90-91	1-0	0-1	0-0	1-1
91-92	1-0	1-0	0-0	2-0
92-93	1-0	1-0	0-0	2-0
93-94	1-0	1-0	0-0	2-0
94-95	1-0	1-0	0-0	2-0
95-96	0-1	1-0	0-0	1-1
96-97	1-0	1-0	0-0	2-0
97-98	0-1	0-1	0-0	0-2
99-00	1-0	0-1	0-0	1-1
00-01	0-1	0-1	0-0	0-2
01-02	0-1	0-1	0-0	0-2
02-03	0-1	0-1	0-0	0-2
03-04	1-0	0-1	0-0	1-1
04-05	1-0	0-1	0-0	1-1
05-06	1-0	0-1	0-0	1-1
06-07	1-0	1-0	0-0	2-0
07-08	1-0	1-0	0-0	2-0
08-09	1-0	1-0	0-0	2-0
09-10	1-0	1-0	0-0	2-0
10-11	1-0	1-0	0-0	2-0
11-12	1-0	0-0	0-0	1-0
12-13	1-0	0-1	0-0	1-1
13-14	1-0	0-1	0-0	1-1
14-15	1-0	1-0	0-0	2-0
15-16	0-1	0-1	0-0	0-2
16-17	0-1	0-1	0-0	0-2
17-18	1-0	0-1	0-0	1-1
18-19	1-0	1-0	0-0	2-0
19-20	0-1	1-0	0-0	1-1
TOTALS	22-8	14-15	0-0	36-23

NEW ORLEANS PELICANS

1250 Poydras, 19th Floor
New Orleans, LA 70113
(504) 593-4700

2019-20 RESULTS

No games played

SERIES FACTS

Current Streak: Atlanta, three wins
Current Home Streak: Won 2
Current Road Streak: Won 1
Last Home Win: 3/10/19, 128-116
Last Road Win: 3/26/19, 130-120
Last Home Loss: 11/22/16, 112-94
Last Road Loss: 11/13/17, 106-105
Biggest Win: 23 (11/14/09), 121-98
Biggest Loss: 41 (1/21/11), 100-59

ATLANTA ALL-TIME RECORD vs. NEW ORLEANS

Season	Home	Road	Neutral	Total
02-03	2-0	0-2	0-0	2-2
03-04	2-0	0-2	0-0	2-2
04-05	0-1	1-0	0-0	1-1
05-06	1-0	0-1	0-0	1-1
06-07	0-1	0-1	0-0	0-2
07-08	0-1	0-1	0-0	0-2
08-09	1-0	1-0	0-0	2-0
09-10	1-0	0-1	0-0	1-1
10-11	0-1	0-1	0-0	0-2
11-12	0-0	1-0	0-0	1-0
12-13	0-1	1-0	0-0	1-1
13-14	0-1	0-1	0-0	0-2
14-15	1-0	0-1	0-0	1-1
15-16	1-0	1-0	0-0	2-0
16-17	0-1	1-0	0-0	1-1
17-18	1-0	0-1	0-0	1-1
18-19	1-0	1-0	0-0	2-0
TOTALS	11-7	7-12	0-0	18-19

NEW YORK KNICKERBOCKERS

Two Pennsylvania Plaza
New York, NY 10121
(212) 465-6471

2019-20 RESULTS

New York, 2-1
(High Scorer, ATL/NYK)
Dec. 17 at New York (143-120, Knicks)
Young 42/Barrett 27
Feb. 9 at Atlanta (140-135, 2OT, Hawks)
Young 48/Randle 35
Mar. 11 at Atlanta (136-131, OT, Knicks)
Young 42/Randle 33

SERIES FACTS

Current Streak: New York, one win
Current Home Streak: Lost 1
Current Road Streak: Lost 1
Last Home Win: 2/9/20, 140-135, 2OT
Last Road Win: 12/21/18, 114-107
Last Home Loss: 3/11/20, 136-131, OT
Last Road Loss: 12/17/19, 143-120
Biggest Win: 37 (4/3/87), 126-89
Biggest Loss: 36 (1/3/81), 131-95
36 (4/13/01), 101-65

ATLANTA ALL-TIME RECORD vs. NEW YORK

Season	Home	Road	Neutral	Total
49-51***				3-5
51-55**				9-20
55-68*	38-13	24-23	12-6	74-42
68-69	2-1	0-3	0-0	2-4
69-70	2-1	2-1	0-0	4-2
70-71	1-2	2-1	0-0	3-3
71-72	2-0	1-1	0-0	3-1
72-73	2-1	1-2	0-0	3-3
73-74	1-2	0-3	0-0	1-5
74-75	0-2	0-2	0-0	0-4
75-76	2-0	1-2	0-0	3-2
76-77	1-1	0-2	0-0	1-3
77-78	1-1	1-1	0-0	2-2
78-79	2-0	0-2	0-0	2-2
79-80	3-0	1-2	0-0	4-2
80-81	1-2	1-2	0-0	2-4
81-82	3-0	2-1	0-0	5-1
82-83	1-1	2-1	0-0	3-2
83-84	3-0	1-1	0-0	4-1
84-85	2-1	1-2	0-0	3-3
85-86	3-0	2-1	0-0	5-1
86-87	3-0	2-1	0-0	5-1
87-88	2-1	1-2	0-0	3-3
88-89	1-1	1-1	0-0	2-2
89-90	0-2	1-1	0-0	1-3
90-91	2-0	1-1	0-0	3-1
91-92	1-1	1-1	0-0	2-2
92-93	1-1	1-1	0-0	2-2
93-94	1-1	1-1	0-0	2-2
94-95	2-0	0-2	0-0	2-2
95-96	0-1	2-0	0-0	2-1
96-97	1-1	0-2	0-0	1-3
97-98	1-1	1-1	0-0	2-2
98-99	1-1	1-0	0-0	2-1
99-00	2-0	0-1	0-0	2-1
00-01	2-0	0-2	0-0	2-2
01-02	1-1	0-2	0-0	1-3
02-03	1-1	0-2	0-0	1-3
03-04	0-1	0-2	0-0	0-3
04-05	0-2	1-1	0-0	1-3
05-06	2-0	0-2	0-0	2-2
06-07	1-1	0-1	0-0	1-2
07-08	2-0	2-0	0-0	4-0
08-09	1-0	0-2	0-0	1-2
09-10	1-1	0-2	0-0	1-3
10-11	1-1	1-1	0-0	2-2
11-12	1-1	0-1	0-0	1-2
12-13	0-1	0-2	0-0	0-3
13-14	1-1	1-1	0-0	2-2
14-15	1-0	1-1	0-0	2-1
15-16	1-1	1-1	0-0	2-2
16-17	2-0	1-1	0-0	3-1
17-18	1-0	1-1	0-0	2-1
18-19	0-2	1-1	0-0	1-3
19-20	1-1	0-1	0-0	1-2
TOTALS	108-54	65-95	12-6	197-180
ATL TOTALS	69-40	41-70	0-0	110-110

***1949-51 signifies Tri-Cities Blackhawks years.
**1951-55 signifies Milwaukee Hawks years.
*1955-68 signifies St. Louis Hawks years.

OKLAHOMA CITY THUNDER

211 N. Robinson, Suite 300
Oklahoma City, OK 73102
(405) 208-4800

2019-20 RESULTS

Oklahoma City, 1-0
(High Scorer, ATL/OKC)
Jan. 24 at Oklahoma City (140-111, Thunder)
Collins 28/Gallinari 25

SERIES FACTS

Current Streak: OKC, one win
Current Home Streak: Won 1
Current Road Streak: Lost 3
Last Home Win: 1/15/19, 142-126
Last Road Win: 12/19/16, 110-108
Last Home Loss: 3/13/18, 119-107
Last Road Loss: 1/24/20, 140-111
Biggest Win: 38 (3/15/72), 134-96
Biggest Loss: 29 (1/24/20), 140-111

ATLANTA ALL-TIME RECORD vs. OKLAHOMA CITY

Season	Home	Road	Neutral	Total
67-68*	4-0	3-0	1-0	8-0
68-69	2-1	2-1	0-0	4-2
69-70	4-0	1-2	0-0	5-2
70-71	1-1	2-1	0-0	3-2
71-72	1-2	0-2	0-0	1-4
72-73	2-0	1-1	0-0	3-1
73-74	2-0	2-0	0-0	4-0
74-75	2-0	1-1	0-0	3-1
75-76	1-1	0-2	0-0	1-3
76-77	0-1	1-1	0-0	1-2
77-78	2-0	0-1	0-0	2-1
78-79	1-1	0-2	0-0	1-3
79-80	0-1	0-1	0-0	0-2
80-81	1-0	0-1	0-0	1-1
81-82	0-1	1-0	0-0	1-1
82-83	1-0	0-1	0-0	1-1
83-84	1-0	0-1	0-0	1-1
84-85	1-0	0-1	0-0	1-1
85-86	1-0	0-1	0-0	1-1
86-87	1-0	1-0	0-0	2-0
87-88	1-0	1-0	0-0	2-0
88-89	1-0	0-1	0-0	1-1
89-90	1-0	0-1	0-0	1-1
90-91	1-0	0-1	0-0	1-1
91-92	0-1	1-0	0-0	1-1
92-93	1-0	0-1	0-0	1-1
93-94	1-0	0-1	0-0	1-1
94-95	0-1	0-1	0-0	0-2
95-96	0-1	0-1	0-0	0-2
96-97	0-1	1-0	0-0	1-1
97-98	1-0	0-1	0-0	1-1
99-00	0-1	1-0	0-0	1-1
00-01	0-1	1-0	0-0	1-1
01-02	0-1	0-1	0-0	0-2
02-03	1-0	0-1	0-0	1-1
03-04	0-1	1-0	0-0	1-1
04-05	0-1	0-1	0-0	0-2
05-06	0-1	0-1	0-0	0-2
06-07	0-1	0-1	0-0	0-2
07-08	0-1	1-0	0-0	1-1
08-09	1-0	1-0	0-0	2-0
09-10	0-1	0-1	0-0	0-2
10-11	0-1	0-1	0-0	0-2
11-12	1-0	0-0	0-0	1-0
12-13	0-1	1-0	0-0	1-1
13-14	0-1	0-1	0-0	0-2
14-15	1-0	0-1	0-0	1-1
15-16	1-0	0-1	0-0	1-1
16-17	0-1	1-0	0-0	1-1
17-18	0-1	0-1	0-0	0-2
18-19	1-0	0-1	0-0	1-1
19-20	0-0	0-1	0-0	0-1
TOTALS	41-27	25-41	1-0	67-68
ATL TOTALS	36-27	22-41	0-0	58-68

* 1967-68 signifies St. Louis Hawks years.

ORLANDO MAGIC

8701 Maitland Summit Blvd.
Orlando, FL 32810
(407) 916-2400

2019-20 RESULTS

Series tied, 2-2
(High Scorer, ATL/ORL)
Oct. 26 at Atlanta (103-99, Hawks)
Young 39/Fournier 23
Dec. 30 at Orlando (101-93, Hawks)
Goowin 21/Vucevic 27
Feb. 10 at Orlando (135-126, Magic)
Young 29/Gordon 26
Feb. 26 at Atlanta (130-120, Magic)
Young 37/Fournier 28

SERIES FACTS

Current Streak: Orlando, two wins
Current Home Streak: Lost 1
Current Road Streak: Lost 1
Last Home Win: 10/26/19, 103-99
Last Road Win: 12/30/19, 101-93
Last Home Loss: 2/26/20, 130-120
Last Road Loss: 2/10/20, 135-126
Biggest Win: 39 (11/11/89), 148-109
Biggest Loss: 41 (12/19/92), 125-84

ATLANTA ALL-TIME RECORD vs. ORLANDO

Season	Home	Road	Neutral	Total
89-90	2-0	3-0	0-0	5-0
90-91	1-0	0-1	0-0	1-1
91-92	1-1	1-1	0-0	2-2
92-93	1-1	0-2	0-0	1-3
93-94	2-0	1-1	0-0	3-1
94-95	1-1	0-2	0-0	1-3
95-96	2-0	0-2	0-0	2-2
96-97	2-0	1-1	0-0	3-1
97-98	1-1	1-1	0-0	2-2
98-99	1-1	1-1	0-0	2-2
99-00	0-1	0-2	0-0	0-3
00-01	1-1	0-2	0-0	1-3
01-02	1-1	0-2	0-0	1-3
02-03	2-0	0-1	0-0	2-1
03-04	0-2	1-1	0-0	1-3
04-05	1-1	0-2	0-0	1-3
05-06	2-0	0-2	0-0	2-2
06-07	2-0	1-1	0-0	3-1
07-08	1-1	1-1	0-0	2-2
08-09	0-2	1-1	0-0	1-3
09-10	1-1	0-2	0-0	1-3
10-11	2-0	1-1	0-0	3-1
11-12	1-0	2-0	0-0	3-0
12-13	2-0	2-0	0-0	4-0
13-14	1-1	1-1	0-0	2-2
14-15	2-0	1-1	0-0	3-1
15-16	1-1	1-1	0-0	2-2
16-17	1-1	1-1	0-0	2-2
17-18	2-0	0-2	0-0	2-2
18-19	0-2	0-2	0-0	0-4
19-20	1-1	1-1	0-0	2-2
TOTALS	38-21	22-39	0-0	60-60

PHILADELPHIA 76ERS

3601 S. Broad St.
Philadelphia, PA 19148
(215) 339-7600

2019-20 RESULTS

Philadelphia, 2-1
(High Scorer, ATL/PHI)
Oct. 28 at Atlanta (105-103, 76ers)
Young 25/Embiid 36
Jan. 30 at Atlanta (127-117, Hawks)
Young 39/Simmons 31
Feb. 24 at Philadelphia (129-112, 76ers)
Young 28/Embiid 49

SERIES FACTS

Current Streak: Philadelphia, one win
Current Home Streak: Won 1
Current Road Streak: Lost 1
Last Home Win: 1/30/20, 127-117
Last Road Win: 1/11/19, 123-121
Last Home Loss: 10/28/19, 105-103
Last Road Loss: 2/24/20, 129-112
Biggest Win: 42 (4/5/89), 135-93
Biggest Loss: 47 (12/8/82), 132-85

ATLANTA ALL-TIME RECORD vs. PHILADELPHIA

Season	Home	Road	Neutral	Total
55-68*	34-15	12-30	11-15	57-60
68-69	1-2	0-3	0-0	1-5
69-70	2-1	1-2	0-0	3-3
70-71	3-0	1-2	0-0	4-2
71-72	2-1	1-1	0-1	3-3
72-73	3-0	2-0	1-0	6-0
73-74	2-1	1-1	0-1	3-3
74-75	2-0	0-2	0-0	2-2
75-76	2-1	0-2	0-0	2-3
76-77	1-1	0-2	0-0	1-3
77-78	1-1	1-1	0-0	2-2
78-79	2-0	0-2	0-0	2-2
79-80	2-1	2-1	0-0	4-2
80-81	1-2	0-3	0-0	1-5
81-82	1-2	2-1	0-0	3-3
82-83	2-1	0-3	0-0	2-4
83-84	3-0	2-1	0-0	5-1
84-85	0-2	0-3	0-0	0-5
85-86	3-0	1-1	0-0	4-1
86-87	2-1	1-2	0-0	3-3
87-88	3-0	3-0	0-0	6-0
88-89	2-0	0-2	0-0	2-2
89-90	1-1	1-1	0-0	2-2
90-91	0-2	0-2	0-0	0-4
91-92	1-1	1-1	0-0	2-2
92-93	1-1	2-0	0-0	3-1
93-94	2-0	2-0	0-0	4-0
94-95	1-1	2-0	0-0	3-1
95-96	1-1	1-0	0-0	2-1
96-97	2-0	2-0	0-0	4-0
97-98	2-0	1-1	0-0	3-1
98-99	1-0	1-1	0-0	2-1
99-00	0-2	0-2	0-0	0-4
00-01	0-1	0-2	0-0	0-3
01-02	1-1	0-2	0-0	1-3
02-03	1-1	2-0	0-0	3-1
03-04	1-1	0-1	0-0	1-2
04-05	1-1	0-2	0-0	1-3
05-06	1-0	0-2	0-0	1-2
06-07	1-1	0-2	0-0	1-3
07-08	1-1	2-0	0-0	3-1
08-09	1-1	0-1	0-0	1-2
09-10	1-0	1-1	0-0	2-1
10-11	1-1	1-1	0-0	2-2
11-12	0-1	0-2	0-0	0-3
12-13	1-1	1-1	0-0	2-2
13-14	2-0	1-0	0-0	3-0
14-15	2-0	1-1	0-0	3-1
15-16	1-0	2-0	0-0	3-0
16-17	2-0	2-0	0-0	4-0
17-18	0-2	0-1	0-0	0-3
18-19	2-0	1-1	0-0	3-1
19-20	1-1	0-1	0-0	1-2
TOTALS	107-55	57-94	12-17	176-166
ATL TOTALS	70-39	42-61	1-2	113-102

* 1955-68 signifies St. Louis Hawks years.

PHOENIX SUNS

201 E. Jefferson St.
Phoenix, AZ 85004
(602) 379-7900

2019-20 RESULTS

Series tied, 1-1
(High Scorer, ATL/PHO)
Nov. 14 at Phoenix (128-112, Suns)
Parker 24/Oubre Jr. 30
Jan. 14 at Atlanta (123-110, Hawks)
Young 36/Booker 39

SERIES FACTS

Current Streak: Atlanta, one wins
Current Home Streak: Won 6
Current Road Streak: Lost 1
Last Home Win: 1/14/20, 123-110
Last Road Win: 2/2/19, 118-112
Last Home Loss: 3/24/14, 102-95
Last Road Loss: 11/14/19, 128-112
Biggest Win: 41 (3/10/71), 139-98
Biggest Loss: 44 (3/30/00), 118-74

ATLANTA ALL-TIME RECORD vs. PHOENIX

Season	Home	Road	Neutral	Total
68-69	2-0	3-0	1-0	6-0
69-70	2-1	0-2	0-1	2-4
70-71	1-2	0-2	0-0	1-4
71-72	2-0	1-2	0-0	3-2
72-73	1-0	1-1	0-0	2-1
73-74	1-1	0-2	0-0	1-3
74-75	2-0	2-0	0-0	4-0
75-76	0-2	0-2	0-0	0-4
76-77	0-2	0-2	0-0	0-4
77-78	1-0	1-1	1-0	3-1
78-79	1-0	1-1	1-0	3-1
79-80	1-0	0-1	0-0	1-1
80-81	0-1	0-1	0-0	0-2
81-82	1-0	0-1	0-0	1-1
82-83	1-0	0-1	0-0	1-1
83-84	1-0	0-1	0-0	1-1
84-85	1-0	1-0	0-0	2-0
85-86	1-0	1-0	0-0	2-0
86-87	1-0	0-1	0-0	1-1
87-88	1-0	0-1	0-0	1-1
88-89	0-1	1-0	0-0	1-1
89-90	0-1	0-1	0-0	0-2
90-91	0-1	0-1	0-0	0-2
91-92	1-0	1-0	0-0	2-0
92-93	0-1	0-1	0-0	0-2
93-94	1-0	0-1	0-0	1-1
94-95	1-0	0-1	0-0	1-1
95-96	0-1	0-1	0-0	0-2
96-97	1-0	0-1	0-0	1-1
97-98	0-1	0-1	0-0	0-2
98-99	1-0	0-0	0-0	1-0
99-00	0-1	0-1	0-0	0-2
00-01	0-1	0-1	0-0	0-2
01-02	1-0	0-1	0-0	1-1
02-03	0-1	0-1	0-0	0-2
03-04	0-1	1-0	0-0	1-1
04-05	0-1	0-1	0-0	0-2
05-06	0-1	0-1	0-0	0-2
06-07	0-1	1-0	0-0	1-1
07-08	1-0	0-1	0-0	1-1
08-09	0-1	0-1	0-0	0-2
09-10	1-0	0-1	0-0	1-1
10-11	0-1	0-1	0-0	0-2
11-12	0-1	1-0	0-0	1-1
12-13	1-0	0-1	0-0	1-1
13-14	0-1	0-1	0-0	0-2
14-15	1-0	1-0	0-0	2-0
15-16	1-0	0-1	0-0	1-1
16-17	1-0	0-1	0-0	1-1
17-18	1-0	0-1	0-0	1-1
18-19	1-0	1-0	0-0	2-0
19-20	1-0	0-1	0-0	1-1
TOTALS	36-26	18-46	3-1	57-73

PORTLAND TRAIL BLAZERS

One Center Court, Suite 200
Portland, OR 97227
(503) 234-9291

2019-20 RESULTS

Series tied, 1-1
(High Scorer, ATL/POR)
Nov. 10 at Portland (124-113, OT, Trail Blazers)
Young 35/Lillard 30
Feb. 29 at Atlanta (129-117, Hawks)
Young 25/McCollum 35

SERIES FACTS

Current Streak: Atlanta, one win
Current Home Streak: Won 1
Current Road Streak: Lost 3
Last Home Win: 2/29/20, 129-117
Last Road Win: 2/13/17, 109-104, OT
Last Home Loss: 3/29/19, 118-98
Last Road Loss: 11/10/19, 124-113, OT
Biggest Win: 27 (1/17/74), 126-99
Biggest Loss: 40 (11/11/77), 132-92

ATLANTA ALL-TIME RECORD vs. PORTLAND

Season	Home	Road	Neutral	Total
70-71	2-0	0-2	0-0	2-2
71-72	2-0	2-0	0-0	4-0
72-73	2-0	2-0	0-0	4-0
73-74	2-0	0-2	0-0	2-2
74-75	0-2	1-1	0-0	1-3
75-76	1-1	1-1	0-0	2-2
76-77	2-0	1-1	0-0	3-1
77-78	1-1	0-2	0-0	1-3
78-79	2-0	0-2	0-0	2-2
79-80	1-0	1-0	0-0	2-0
80-81	1-0	0-0	0-1	1-1
81-82	1-0	1-0	0-0	2-0
82-83	1-0	0-1	0-0	1-1
83-84	0-1	0-1	0-0	0-2
85-86	1-0	1-0	0-0	2-0
86-87	1-0	0-1	0-0	1-1
87-88	0-1	0-1	0-0	0-2
88-89	1-0	0-1	0-0	1-1
89-90	1-0	0-1	0-0	1-1
90-91	1-0	0-1	0-0	1-1
91-92	0-1	0-1	0-0	0-2
92-93	1-0	0-1	0-0	1-1
93-94	1-0	0-1	0-0	1-1
94-95	0-1	1-0	0-0	1-1
95-96	1-0	1-0	0-0	2-0
96-97	1-0	1-0	0-0	2-0
97-98	0-1	1-0	0-0	1-1
99-00	0-1	0-1	0-0	0-2
00-01	1-0	0-1	0-0	1-1
01-02	1-0	0-1	0-0	1-1
02-03	0-1	0-1	0-0	0-2
03-04	0-1	0-1	0-0	0-2
04-05	0-1	0-1	0-0	0-2
05-06	0-1	0-1	0-0	0-2
06-07	0-1	1-0	0-0	1-1
07-08	0-1	0-1	0-0	0-2
08-09	1-0	0-1	0-0	1-1
09-10	1-0	1-0	0-0	2-0
10-11	1-0	1-0	0-0	2-0
11-12	1-0	0-1	0-0	1-1
12-13	0-1	1-0	0-0	1-1
13-14	0-1	0-1	0-0	0-2
14-15	1-0	1-0	0-0	2-0
15-16	1-0	1-0	0-0	2-0
16-17	0-1	1-0	0-0	1-1
17-18	1-0	0-1	0-0	1-1
18-19	0-1	0-1	0-0	0-2
19-20	1-0	0-1	0-0	1-1
TOTALS	37-20	21-37	0-1	58-58

SACRAMENTO KINGS

One Sports Parkway
Sacramento, CA 95834
(916) 455-4647

2019-20 RESULTS

Sacramento, 1-0
(High Scorer, ATL/SAC)
Nov. 8 at Atlanta (121-109, Kings)
Young 30/Hield 22

SERIES FACTS

Current Streak: Sacramento, four wins
Current Home Streak: Lost 2
Current Road Streak: Lost 4
Last Home Win: 11/15/17, 126-80
Last Road Win: 3/16/15, 110-103
Last Home Loss: 11/8/19, 121-109
Last Road Loss: 1/30/19, 135-113
Biggest Win: 46 (11/15/17), 126-80
Biggest Loss: 31 (11/1/18), 146-115

ATLANTA ALL-TIME RECORD vs. SACRAMENTO

Season	Home	Road	Neutral	Total
49-55**				14-37
55-68*	46-11	22-37	8-14	76-62
68-69	2-1	1-1	1-0	4-2
69-70	1-1	0-1	2-1	3-3
70-71	2-1	0-3	0-0	2-4
71-72	2-1	1-2	0-0	3-3
72-73	2-0	0-2	0-0	2-2
73-74	0-2	1-1	0-0	1-3
74-75	1-1	1-1	0-0	2-2
75-76	2-0	0-2	0-0	2-2
76-77	0-2	1-0	0-0	1-2
77-78	1-0	1-1	0-0	2-1
78-79	2-0	0-2	0-0	2-2
79-80	0-1	0-1	0-0	0-2
80-81	1-0	0-1	0-0	1-1
81-82	1-0	0-1	0-0	1-1
82-83	0-1	0-1	0-0	0-2
83-84	0-1	0-1	0-0	0-2
84-85	0-1	0-1	0-0	0-2
85-86	1-0	1-0	0-0	2-0
86-87	1-0	1-0	0-0	2-0
87-88	0-1	1-0	0-0	1-1
88-89	1-0	1-0	0-0	2-0
89-90	1-0	0-1	0-0	1-1
90-91	1-0	1-0	0-0	2-0
91-92	1-0	0-1	0-0	1-1
92-93	1-0	0-1	0-0	1-1
93-94	1-0	1-0	0-0	2-0
94-95	1-0	0-1	0-0	1-1
95-96	1-0	1-0	0-0	2-0
96-97	1-0	1-0	0-0	2-0
97-98	1-0	1-0	0-0	2-0
99-00	1-0	1-0	0-0	2-0
00-01	1-0	0-1	0-0	1-1
01-02	0-1	0-1	0-0	0-2
02-03	1-0	0-1	0-0	1-1
03-04	0-1	0-1	0-0	0-2
04-05	0-1	0-1	0-0	0-2
05-06	0-1	0-1	0-0	0-2
06-07	1-0	0-1	0-0	1-1
07-08	1-0	0-1	0-0	1-1
08-09	1-0	1-0	0-0	2-0
09-10	1-0	1-0	0-0	2-0
10-11	1-0	1-0	0-0	2-0
11-12	0-0	1-0	0-0	1-0
12-13	1-0	1-0	0-0	2-0
13-14	1-0	1-0	0-0	2-0
14-15	1-0	1-0	0-0	2-0
15-16	1-0	0-1	0-0	1-1
16-17	1-0	0-1	0-0	1-1
17-18	1-0	0-1	0-0	1-1
18-19	0-1	0-1	0-0	0-2
19-20	0-1	0-0	0-0	0-1
TOTALS	89-31	45-75	11-15	159-158
ATL TOTALS	43-20	23-38	3-1	69-59

** 1949-55 signifies Tri-Cities (49-51) and Milwaukee (51-55) years.
* 1955-68 signifies St. Louis Hawks years.

SAN ANTONIO SPURS

AT&T Center
One AT&T Center
San Antonio, TX 78219
(210) 444-5000

2019-20 RESULTS

Atlanta, 2-0
(High Scorer, ATL/SAS)
Nov. 5 at Atlanta (108-100, Hawks)
Young 29/DeRozan 22
Jan. 17 at San Antonio (121-120, Hawks)
Young 31/Aldridge 30

SERIES FACTS

Current Streak: Atlanta, two wins
Current Home Streak: Won 1
Current Road Streak: Won 1
Last Home Win: 11/5/19, 108-100
Last Road Win: 1/17/20, 121-120
Last Home Loss: 3/6/19, 111-104
Last Road Loss: 4/2/19, 117-111
Biggest Win: 24 (11/28/87), 124-100
Biggest Loss: 39 (11/21/03), 114-75

ATLANTA ALL-TIME RECORD vs. SAN ANTONIO

Season	Home	Road	Neutral	Total
76-77	2-0	2-0	0-0	4-0
77-78	1-1	0-2	0-0	1-3
78-79	2-0	1-1	0-0	3-1
79-80	2-1	3-0	0-0	5-1
80-81	1-0	0-1	0-0	1-1
81-82	0-1	1-0	0-0	1-1
82-83	0-1	0-1	0-0	0-2
83-84	1-0	0-1	0-0	1-1
84-85	0-1	0-1	0-0	0-2
85-86	1-0	0-1	0-0	1-1
86-87	1-0	1-0	0-0	2-0
87-88	1-0	1-0	0-0	2-0
88-89	1-0	0-1	0-0	1-1
89-90	1-0	0-1	0-0	1-1
90-91	1-0	1-0	0-0	2-0
91-92	0-1	0-1	0-0	0-2
92-93	1-0	1-0	0-0	2-0
93-94	1-0	0-1	0-0	1-1
94-95	1-0	0-1	0-0	1-1
95-96	0-1	0-1	0-0	0-2
96-97	1-0	1-0	0-0	2-0
97-98	1-0	0-1	0-0	1-1
99-00	0-1	0-1	0-0	0-2
00-01	0-1	0-1	0-0	0-2
01-02	0-1	0-1	0-0	0-2
02-03	1-0	0-1	0-0	1-1
03-04	1-0	0-1	0-0	1-1
04-05	0-1	0-1	0-0	0-2
05-06	1-0	0-1	0-0	1-1
06-07	0-1	0-1	0-0	0-2
07-08	0-1	0-1	0-0	0-2
08-09	0-1	0-1	0-0	0-2
09-10	1-0	0-1	0-0	1-1
10-11	0-1	0-1	0-0	0-2
11-12	0-0	0-1	0-0	0-1
12-13	0-1	0-1	0-0	0-2
13-14	0-1	0-1	0-0	0-2
14-15	0-1	0-1	0-0	0-2
15-16	0-1	0-1	0-0	0-2
16-17	1-0	0-1	0-0	1-1
17-18	1-0	0-1	0-0	1-1
18-19	0-1	0-1	0-0	0-2
19-20	1-0	1-0	0-0	2-0
TOTALS	27-20	13-35	0-0	40-55

TORONTO RAPTORS

Air Canada Centre
40 Bay Street, Suite 400
Toronto, Ontario M5J 2X2
(416) 815-5600

2019-20 RESULTS

Toronto, 3-0
(High Scorer, ATL/TOR)
Nov. 23 at Atlanta (119-116, Raptors)
Young 30/Siakam 34
Jan. 20 at Atlanta (122-117, Raptors)
Young 42/Powell 27
Jan. 28 at Toronto (130-114, Raptors)
Collins 28/Two w/24

SERIES FACTS

Current Streak: Toronto, one win
Current Home Streak: Lost 6
Current Road Streak: Lost 4
Last Home Win: 3/10/17, 105-99
Last Road Win: 12/16/16, 125-121
Last Home Loss: 1/20/20, 122-117
Last Road Loss: 1/28/20, 130-114
Biggest Win: 31 (12/2/09), 146-115
Biggest Loss: 44 (12/3/16), 128-84

ATLANTA ALL-TIME RECORD vs. TORONTO

Season	Home	Road	Neutral	Total
95-96	2-0	2-0	0-0	4-0
96-97	2-0	2-0	0-0	4-0
97-98	2-0	2-0	0-0	4-0
98-99	1-1	1-0	0-0	2-1
99-00	1-1	1-1	0-0	2-2
00-01	1-1	1-1	0-0	2-2
01-02	0-2	0-2	0-0	0-4
02-03	1-1	0-2	0-0	1-3
03-04	1-1	0-2	0-0	1-3
04-05	0-1	1-1	0-0	1-2
05-06	0-2	1-1	0-0	1-3
06-07	1-1	1-1	0-0	2-2
07-08	1-1	0-1	0-0	1-2
08-09	2-0	1-1	0-0	3-1
09-10	2-0	1-1	0-0	3-1
10-11	1-0	2-0	0-0	3-0
11-12	1-1	2-0	0-0	3-1
12-13	1-1	1-0	0-0	2-1
13-14	2-0	0-2	0-0	2-2
14-15	0-2	1-1	0-0	1-3
15-16	1-1	0-2	0-0	1-3
16-17	1-0	1-1	0-0	2-1
17-18	0-2	0-2	0-0	0-4
18-19	0-2	0-1	0-0	0-3
19-20	0-2	0-1	0-0	0-3
TOTALS	24-23	21-24	0-0	45-47

UTAH JAZZ

301 West South Temple
Salt Lake City, UT 84101
(801) 325-2500

2019-20 RESULTS

Utah, 1-0
(High Scorer, ATL/UT)
Dec. 19 at Atlanta (111-106, Jazz)
Young 30/Mitchell 30

SERIES FACTS

Current Streak: Utah, one win
Current Home Streak: Lost 1
Current Road Streak: Lost 1
Last Home Win: 3/21/19, 117-114
Last Road Win: 3/20/18, 99-94
Last Home Loss: 2/6/17, 120-95
Last Road Loss: 2/1/19, 128-112
Biggest Win: 34 (12/2/78), 128-94
Biggest Loss: 29 (11/13/76), 115-86

ATLANTA ALL-TIME RECORD vs. UTAH

Season	Home	Road	Neutral	Total
74-75	3-1	0-4	0-0	3-5
75-76	1-2	1-2	0-0	2-4
76-77	0-2	1-1	0-0	1-3
77-78	1-0	0-1	1-1	2-2
78-79	2-0	0-2	0-0	2-2
79-80	1-0	1-0	0-0	2-0
80-81	1-0	1-0	0-0	2-0
81-82	1-0	1-0	0-0	2-0
82-83	1-0	1-0	0-0	2-0
83-84	1-0	0-1	0-0	1-1
84-85	0-0	1-0	1-0	1-0
85-86	0-1	0-1	0-0	0-2
86-87	1-0	1-0	0-0	2-0
87-88	1-0	0-1	0-0	1-1
88-89	0-1	1-0	0-0	1-1
89-90	1-0	0-1	0-0	1-1
90-91	1-0	0-1	0-0	1-1
91-92	1-0	0-1	0-0	1-1
92-93	1-0	1-0	0-0	2-0
93-94	1-0	0-1	0-0	1-1
94-95	0-1	0-1	0-0	0-2
95-96	1-0	0-1	0-0	1-1
96-97	1-0	0-1	0-0	1-1
97-98	0-1	0-1	0-0	0-2
99-00	0-1	0-1	0-0	0-2
00-01	0-1	0-1	0-0	0-2
01-02	1-0	0-1	0-0	1-1
02-03	1-0	0-1	0-0	1-0
03-04	0-1	0-1	0-0	0-2
04-05	0-1	0-1	0-0	0-2
05-06	0-1	0-1	0-0	0-2
06-07	0-1	0-1	0-0	0-2
07-08	1-0	0-1	0-0	1-0
08-09	1-0	0-1	0-0	1-1
09-10	1-0	1-0	0-0	2-0
10-11	0-1	1-0	0-0	1-1
11-12	1-0	0-0	0-0	1-0
12-13	1-0	1-0	0-0	2-0
13-14	1-0	1-0	0-0	2-0
14-15	1-0	1-0	0-0	2-0
15-16	0-1	1-0	0-0	1-1
16-17	0-1	0-1	0-0	0-2
17-18	1-0	1-0	0-0	2-0
18-19	1-0	0-1	0-0	1-1
19-20	0-1	0-0	0-0	0-1
TOTALS	32-19	17-33	2-1	51-53

WASHINGTON WIZARDS

601 F Street, NW
Washington, DC 20004
(202) 661-5000

2019-20 RESULTS

Washington, 2-1
(High Scorer, ATL/WAS)
Jan. 10 at Washington (111-101, Wizards)
Young 19/McRae 29
Jan. 26 at Atlanta (152-133, Hawks)
Young 45/Beal 40
Mar. 6 at Washington (118-112, Wizards)
Reddish 28/Beal 35

SERIES FACTS

Current Streak: Washington, one win
Current Home Streak: Won 2
Current Road Streak: Lost 2
Last Home Win: 1/26/20, 152-133
Last Road Win: 2/4/19, 137-129
Last Home Loss: 12/5/18, 131-117
Last Road Loss: 3/6/20, 118-112
Biggest Win: 31 (1/11/15), 120-89
Biggest Loss: 32 (4/9/11), 115-83

ATLANTA ALL-TIME RECORD vs. WASHINGTON

Season	Home	Road	Neutral	Total
61-68*	22-4	10-19	6-5	38-28
68-69	1-2	1-2	0-0	2-4
69-70	1-2	1-2	0-0	2-4
70-71	1-2	2-1	0-0	3-3
71-72	2-1	0-3	0-0	2-4
72-73	3-1	0-3	0-0	3-4
73-74	3-1	1-3	0-0	4-4
74-75	3-1	0-4	0-0	3-5
75-76	1-2	0-3	0-0	1-5
76-77	1-1	0-2	0-0	1-3
77-78	0-1	0-2	1-0	1-3
78-79	1-1	1-1	0-0	2-2
79-80	3-0	0-3	0-0	3-3
80-81	1-2	0-2	0-0	1-4
81-82	2-1	0-3	0-0	2-4
82-83	3-0	1-2	0-0	4-2
83-84	2-1	2-1	0-0	4-2
84-85	3-0	0-3	0-0	3-3
85-86	1-1	0-3	0-0	1-4
86-87	3-0	2-0	0-0	5-0
87-88	2-1	1-2	0-0	3-3
88-89	2-0	1-1	0-0	3-1
89-90	0-2	2-0	0-0	2-2
90-91	2-0	0-2	0-0	2-2
91-92	1-1	1-1	0-0	2-2
92-93	1-1	1-1	0-0	2-2
93-94	2-0	2-0	0-0	4-0
94-95	2-0	2-0	0-0	4-0
95-96	1-1	0-2	0-0	1-3
96-97	2-0	0-1	0-0	2-1
97-98	2-0	2-0	0-0	4-0
98-99	1-1	1-0	0-0	2-1
99-00	1-1	0-2	0-0	1-3
00-01	1-1	1-1	0-0	2-2
01-02	0-1	0-2	0-0	0-3
02-03	1-1	1-1	0-0	2-2
03-04	1-1	1-1	0-0	2-2
04-05	0-2	0-2	0-0	0-4
05-06	1-1	0-2	0-0	1-3
06-07	1-1	0-2	0-0	1-3
07-08	0-2	2-0	0-0	2-2
08-09	2-0	2-0	0-0	4-0
09-10	2-0	2-0	0-0	4-0
10-11	2-0	1-1	0-0	3-1
11-12	2-0	1-0	0-0	3-0
12-13	2-0	1-1	0-0	3-1
13-14	1-1	0-2	0-0	1-3
14-15	2-0	1-1	0-0	3-1
15-16	1-1	1-1	0-0	2-2
16-17	1-1	0-2	0-0	1-3
17-18	1-1	1-1	0-0	2-2
18-19	1-1	1-1	0-0	2-2
19-20	1-0	0-2	0-0	1-2
TOTALS	99-47	50-97	7-5	156-149
ATL TOTALS	75-43	39-78	1-0	118-121

* 1961-68 signifies St. Louis Hawks years

ATLANTA HAWKS ALL - TIME RECORD

Team	Hawks Record W-L	Atlanta Record W-L
Boston Celtics	142-240	91-131
Brooklyn Nets (1)	101-81	101-81
Charlotte Hornets (2)	64-55	64-55
Chicago Bulls	113-132	100-124
Cleveland Cavaliers	123-106	123-106
Dallas Mavericks	44-34	44-34
Denver Nuggets	50-41	50-41
Detroit Pistons (3)	181-172	98-129
Golden State Warriors (4)	143-148	59-70
Houston Rockets (5)	76-80	69-78
Indiana Pacers	102-92	102-92
L.A. Clippers (6)	78-46	78-46
L.A. Lakers (7)	140-191	49-82
Memphis Grizzlies (8)	29-19	29-19
Miami Heat	54-69	54-69
Milwaukee Bucks	111-112	111-112
Minnesota Timberwolves	36-23	36-23
New Orleans Pelicans (9)	18-19	18-19
New York Knickerbockers	197-180	110-110
Oklahoma City Thunder (10)	67-68	58-68
Orlando Magic	60-60	60-60
Philadelphia 76ers (11)	176-166	113-102
Phoenix Suns	57-73	57-73
Portland Trail Blazers	58-58	58-58
Sacramento Kings (12)	159-158	69-59
San Antonio Spurs	40-55	40-55
Toronto Raptors	45-47	45-47
Utah Jazz (13)	51-53	51-53
Washington Wizards (14)	156-149	119-121

1 - New Jersey/Brooklyn Nets
2 - Charlotte Bobcats/Charlotte Hornets
3 - Ft. Wayne/Detroit Pistons
4 - Philadelphia/San Francisco/Golden State Warriors
5 - San Diego/Houston Rockets
6 - Buffalo Braves/San Diego/Los Angeles Clippers
7 - Minneapolis/Los Angeles Lakers
8 - Vancouver/Memphis Grizzlies
9 - New Orleans-Oklahoma City/New Orleans Hornets/New Orleans Pelicans
10 - Oklahoma City/Seattle SuperSonics/Oklahoma City Thunder
11 - Syracuse Nationals/Philadelphia 76ers
12 - Rochester/Cincinnati Royals/Kansas City-Omaha/Kansas City/Sacramento Kings
13 - New Orleans/Utah Jazz
14 - Chicago Packers/Zephyrs/Baltimore/Capital/Washington Bullets/Wizards

NEW NAME. SAME HOME.



Bally SPORTS SOUTHEAST

GAME ON

Bally SPORTS

AT&T U-Verse ch.1729 | DirecTV ch.649 | Spectrum ch.723 | Xfinity ch.1251

@HawksOnBally

BallySportsSO



15 CLINT CAPELA

MEDIA INFORMATION

Garin Narain
Senior VP of Public Relations
garin.narain@hawks.com
O: 404.878.3893
C: 404.395.0710

Jon Steinberg
Senior Director of Media Relations
jon.steinberg@hawks.com
O: 404.878.3266
C: 404.388.2778

Jelani Downing
Manager of Media Relations
jelani.downing@hawks.com
O: 404.878.3203
C: 850.321.3357

Welcome to the 2020-21 edition of Atlanta Hawks and NBA basketball. The organization appreciates your efforts and extends its cooperation to assist you in your duties. In an effort to continue a smooth and efficient operation this season, the following rules have been established.

GENERAL INFORMATION

Additional Hawks information and photographs are available by contacting the PR Department at 404.878.3800. Further information is available via the Hawks PR twitter feed (@hawkspr) and the Hawks media website (http://atlantahawkspr.wordpress.com/).

INTERVIEW REQUESTS

When requesting interviews with members of the Hawks coaching staff, its players and other members of the organization, please contact the PR Department.

PRACTICE INFORMATION

Practice information and protocols for the 2020-21 season haven't been determined at this time.

PHOTOGRAPHERS & VIDEOGRAPHERS

Photographer and videographer information for the 2020-21 season haven't been determined at this time.

SHOOTAROUNDS

Shootaround information and protocols for the 2020-21 season haven't been determined at this time.

STATE FARM ARENA DIRECTIONS/PARKING

Going north from the airport on I-75/85, take the World Congress Center/Andrew Young International Blvd. exit. Turn left at end of the exit onto International. Proceed to Centennial Olympic Park Drive and take a left. At the corner of Marietta Street, take a right. Specific media parking information for the 2020-21 season hasn't been determined at this time.

MEDIA INFORMATION, CONTINUED

SEASON MEDIA CREDENTIALS

Season media credential information and protocols for the 2020-21 season haven't been determined at this time.

SINGLE-GAME MEDIA CREDENTIALS

Single-game media credential information and protocols for the 2020-21 season haven't been determined at this time.

STILL PHOTOGRAPHERS & TV VIDEOGRAPHERS CREDENTIALS

Still photographer and TV videographer credential information and protocols for the 2020-21 season haven't been determined at this time.

LOCKER ROOM ACCESS

Locker room access and protocols for the 2020-21 season haven't been determined at this time.

STATE FARM ARENA MEDIA WORKROOM

The location of the State Farm Arena Media Workroom for the 2020-21 season hasn't been determined at this time.

MEDIA INFORMATION, CONTINUED

PRESS ENTRANCE

Press entrance information and protocols for the 2020-21 season haven't been determined at this time.

PRESS SERVICES

Press services information for the 2020-21 season hasn't been determined at this time.

PREGAME/POSTGAME COACHES INTERVIEW ROOM

Pregame and postgame coach interview protocols for the 2020-21 season haven't been determined at this time.

AUTOGRAPHS

Media members are not permitted to ask for players' or coaches' autographs during media access periods.

PLAYER WARMUPS

Protocols surrounding access to player warmups for the 2020-21 season haven't been determined at this time.

TICKET REQUESTS

Media members wishing to purchase tickets to any Hawks home or road game are asked to request these tickets through the PR Department or the ticket office. While there is no guarantee that each request will be fulfilled, we ask that all requests are made in advance.

STATISTICAL AND PRESS RELEASE INFORMATION

Statistics, team and player information can always be found on the Hawks web site at www.hawks.com. The Hawks also disseminate information to accredited members of the media through e-mail. Should you desire to receive press releases and other information via e-mail, please contact the Hawks PR Department. Media are also encouraged to log onto the Hawks media website (http://atlantahawkspr.wordpress.com) and follow @hawkspr on Twitter for the latest practice information, injury updates and more.

MEDIA INFORMATION, CONTINUED

STEVE HOLMAN



Voice of the Hawks

The "Voice of the Hawks," Atlanta Sports Hall of Famer and Georgia Radio Hall of Famer Steve Holman is in his 36th season, and has never missed a Hawks' regular season or playoff radio broadcast, a span of 2,648 games. His play-by-play streak, which began in March of 1989, hit game number 2,500 in the Hawks' 2018-19 opener at New York on October 17, 2018.

The 2014, 2016, 2018 and 2019 Georgia Sportscaster of the Year by the National Sports Media Association, Holman also took home three consecutive Gabby Awards from the Georgia Association of Broadcasters (2015-17) and was inducted into the organization's Hall of Fame in 2017.

Holman has announced Hawks games around the globe, including contests from Russia, England, Puerto Rico and Canada, and has been a part of several notable historical calls, including the night Dominique Wilkins became the team's all-time scoring leader, Lenny Wilkens' record-breaking 939th career win and the Hawks' first-ever trip to the Eastern Conference Finals in 2015.

The 66-year-old Holman had done play-by-play and color commentary on Hawks broadcasts for three-and-a-half years before taking over the full time play-by-play duties in 1989.

During the 1996 Olympic Games in Atlanta, Holman was part of Westwood One's/NBA Radio coverage, calling play-by-play action for the United States men's and women's gold medal basketball teams, in addition to boxing.

Holman's first radio job was as a 17-year-old high school senior at WCCM, where he got to work under sportscasting icon Curt Gowdy, who owned the station. Holman has been involved in the NBA since the early 1970s when he was broadcast assistant to the Boston Celtics' late play-by-play legend Johnny Most. Holman's first experience calling NBA action came in 1976 when Most lost his voice mid-game.

He has been a fixture on Atlanta radio since 1980 when he arrived to work on Falcons football and Chiefs soccer. Along with his numerous awards for sports reporting, Holman has also won the Georgia Associated Press Award. Holman's son, Scott, and wife Amy, are the parents of Holman's grandchildren, Connor, Caitlyn and Collier Steven. His son, Steve Jr., passed away after a short illness on January 19, 2018. The Steve Holman Jr. Media Award endowment has been established at Woodward Academy in Atlanta in his memory (Woodward.edu/Holman).

On March 23, 2015, Holman was honored on the floor of the Georgia State House of Representatives after a meeting with Georgia Governor Nathan Deal.

Holman was born March 5, 1954 in Lawrence, Massachusetts.

.

BOB RATHBUN



TV Play-by-Play

The longest-tenured TV play-by-play announcer in Atlanta Hawks history and one of the NBA's most recognizable and decorated play-by-play announcers, Bob Rathbun is in his 25th season as the television voice for the Hawks. Rathbun calls all of the games on the Hawks' FOX Sports Southeast package.

Rathbun has earned a variety of significant broadcasting awards during his career. He has won 12 Southeast Regional Emmy Awards, including one in 2019 for the Hawks vs. Washington Wizards broadcast in December, 2018. In 2012, he earned his second Georgia Sportscaster of the Year honors from the National Sportscasters and Sportswriters Association (NSSA). Rathbun received the Positivity in Broadcasting Award in June 2017, from Positive Athlete Georgia.

Rathbun's basketball work has touched nearly all of the major broadcast outlets. His NBA work has earned him opportunities to call games for TNT and NBA TV, after a collegiate resume that includes stints with CBS (NCAA basketball tournament), ABC, and ESPN (college basketball plus college football and the College World Series). Each of the last two summers, he has called the championship of The Basketball Tournament for ESPN.

Rathbun has served as the college basketball play-by-play announcer for the ACC Television Network since 1988, and he has called games for both the ACC and the SEC on Fox Sports South since he arrived in Atlanta in 1996. He was also the network's play-by-play voice for the WNBA's Atlanta Dream for 10 years.

With an extensive sports background, Rathbun's broadcasting career has earned him eight Sportscaster of the Year honors (Virginia: 1980-82, 1985, 1988-89; Georgia 1998, 2012), a Distinguished Service Award from the ACC (1994), and a Distinguished Alumni Award from Catawba College (1988). He was inducted into his alma mater's Sports Hall of Fame in 2006 and joined the Virginia Sports Hall of Fame in 2008.

His baseball resume includes 10 years as Fox Sports South's voice of the Atlanta Braves, three seasons on radio in Detroit with the Tigers, and part-time work on Baltimore Orioles' TV broadcasts.

Rathbun, who graduated with a Bachelor of Arts degree in speech from Catawba College (1976), and his wife Marybeth have two children, Court and Grace.

MEDIA INFORMATION, CONTINUED



Mike Conti
Hawks Radio Pregame,
Halftime and Postgame Host



Kelly Crull
TV Sideline Reporter



Mike Glenn
Analyst/Reporter



Jerome Jurenovich
Hawks LIVE Host



Renee Montgomery
Hawks LIVE Analyst



1 HARRY
THE HAWK

STATE FARM ARENA

BASKETBALL CAPACITY: 16,888



Located in the heart of downtown Atlanta's Centennial Park District, State Farm Arena celebrates the city, literally spelling "ATLANTA" in 65-foot letters to welcome fans from all over the southeast United States. As the premier venue for sports and live entertainment in the region, State Farm Arena delivers top-ranked concert tours, professional and collegiate sporting events, family shows and conferences in a world-class setting with unparalleled customer service. The arena consistently ranks among the top venues and was named No. 13 in the United States for ticket sales in 2016 by leading industry publication Pollstar Magazine. State Farm Arena hosts approximately 170 events and nearly 2 million guests annually. In February of 2017, the venue became a completely smoke-free campus as part of the organization's commitment to offer a healthier environment for guests and employees.

In 2020, while Hawks games and concerts were being postponed and cancelled due to the global pandemic, the Hawks and State Farm Arena made good use of the time for a greater cause. Fulton County and the Hawks transformed State Farm Arena into Georgia's largest-ever voting precinct for early voting for the General Election. The Atlanta Hawks & State Farm Arena, and Fulton County, were the first professional sports team and local municipality to partner in making the team's primary venue available as a polling precinct to adequately adhere to CDC-recommended social distancing guidelines and provide the opportunity for tens of thousands of residents to cast their ballot in a state-of-the-art, centrally located facility.

State Farm Arena completed a three-phase, $192.5 million transformation – the second-largest arena renovation in the history of the NBA at the time of its completion – prior to reopening in October 2018. The transformed structure contains the third-largest center-hung scoreboard in the NBA, a sensory-inclusive room and was the first NBA venue to offer fan-friendly food pricing, with 12 popular food and beverage items priced at $5 or less. The building also features first-of-its-kind in-venue entertainment options, including Topgolf Swing Suites, the company's first permanent amenity in a major sports arena, Killer Mike's SWAG Shop (a four-chair barbershop overlooking the court) and the signature Hawks Bar, the NBA's first courtside bar.

Since opening its doors in September 1999, the Atlanta landmark has hosted many world-class events, including the 2003 NBA All-Star events, 2004 U.S. Figure Skating Championship, 2018 NCAA Division 1 Men's Basketball Championship South Regional, and world-class performances by artists such as The Rolling Stones, Justin Timberlake, Beyoncé, Paul McCartney and Garth Brooks.

The venue adjoins world news hub CNN Center and sits within yards of the Georgia World Congress Center, Mercedes-Benz Stadium, the Georgia Aquarium, College Football Hall of Fame, World of Coca-Cola and Centennial Olympic Park in the Centennial Park District in downtown Atlanta. With the downtown area boasting a large number of hotel options, State Farm Arena is truly a destination for entertainment.

RANKINGS AND ACCOLADES
Named for its title sponsor State Farm, State Farm Arena has earned numerous industry, media and public accolades for its design, acoustics, amenities and spectrum of events.

State Farm Arena consistently ranks among North America's Top 15 arenas based on attendance by Billboard and Pollstar magazines. In 2016, the venue ranked No. 13 on Pollstar Magazine's year-end list of top arenas. In 2015, Pollstar ranked State Farm Arena as the No. 7 concert and events venue in the United States and the No. 17 venue in the world. For 2014, State Farm Arena ranked as the No. 4 concert and events venue in the United States and the No. 10 venue in the world. The arena ended 2013 as the No. 4 venue in the United States and No. 17 in the world. In 2011, State Farm Arena was ranked as the No. 3 concert and events venue in the United States and No. 12 venue in the world by Pollstar. That same year, State Farm Arena was recognized for its outstanding customer service when it was named by Smart Business Network Inc. as a 2011 World Class Customer Service Award Winner. In 2010, Billboard magazine named the arena the No. 8 concert venue in the United States (No. 10 in North America) in Billboard's Decade-End Top 10 based on ticket sales. For two years in a row (2009 and 2010), Pollstar ranked State Farm Arena the No. 4 venue in the United States.

State Farm Arena's video production team has been recognized for excellence with multiple Golden Matrix Awards for video production at the annual IDEA Conferences, including awards in 2002 and 2005 for best overall video display for basketball, and in 2014 for best in-game feature.

HISTORY
On Aug. 29, 2018, State Farm and the Atlanta Hawks announced a 20-year collaboration, including the placement of the nationally-renowned company's logo and marks atop the best sports and live entertainment venue in Atlanta. State Farm Arena replaced the Omni Coliseum when it was imploded in 1997. The Omni was home to the NBA's Atlanta Hawks beginning with the 1968-69 season when they moved from St. Louis.

STATE FARM ARENA SEATING CHART

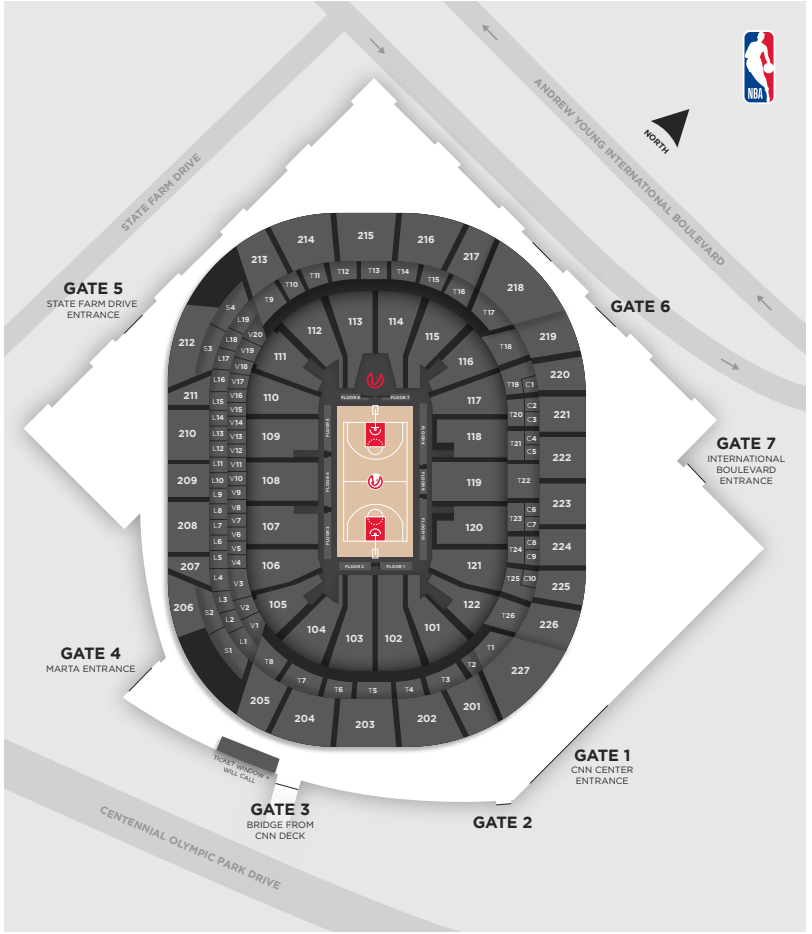

State Farm Arena's sports attendance record of 20,425 was set on May 2, 2008 during the Hawks' thrilling NBA Playoffs win over the Boston Celtics, in game six of their first round series.

More than simply a music venue, State Farm Arena hosts a variety of sports, entertainment and family events annually including the Harlem Globetrotters and Disney On Ice. It's a space of connection, access, memories, art and most of all, Atlanta.

CAPACITY AND ACCESSIBILITY
Maximum seating capacity of State Farm Arena (approximate):
16,888 for Basketball

State Farm Arena meets all standards for accessibility by persons with disabilities. Disabled seating areas are accessible by wheelchairs and provide views of the arena floor equal to the sightlines for standing spectators. Visit http://www.statefarmarena.com for an up-to-date schedule of events at State Farm Arena.

DIRECTIONS
State Farm Arena is located next to CNN Center, at the intersection of Marietta Street and Centennial Olympic Park Drive.

STATE FARM ARENA SERVICE LEVEL MAP

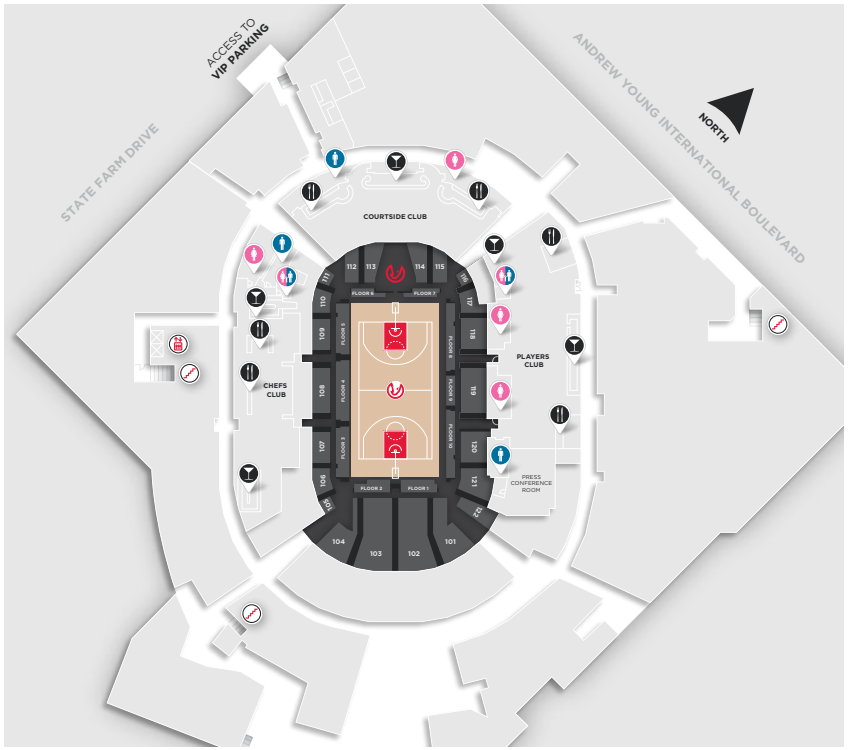

DIRECTIONS TO STATE FARM ARENA:

Going north from the airport on I-75/85, take the World Congress Center/Andrew Young International Blvd. exit. Turn left at the end of the exit onto International. Proceed to Centennial Olympic Park Drive and take a left. At the corner of Marietta Street, take a right. At Baker Street, take a left, cross over the railroad tracks, and follow the signs to Media Parking Lot A. If parking is not available in Lot A, proceed to Ruby Lot (formerly called Lot B) and you will find additional press parking at that location.



NBA COURT DIMENSIONS

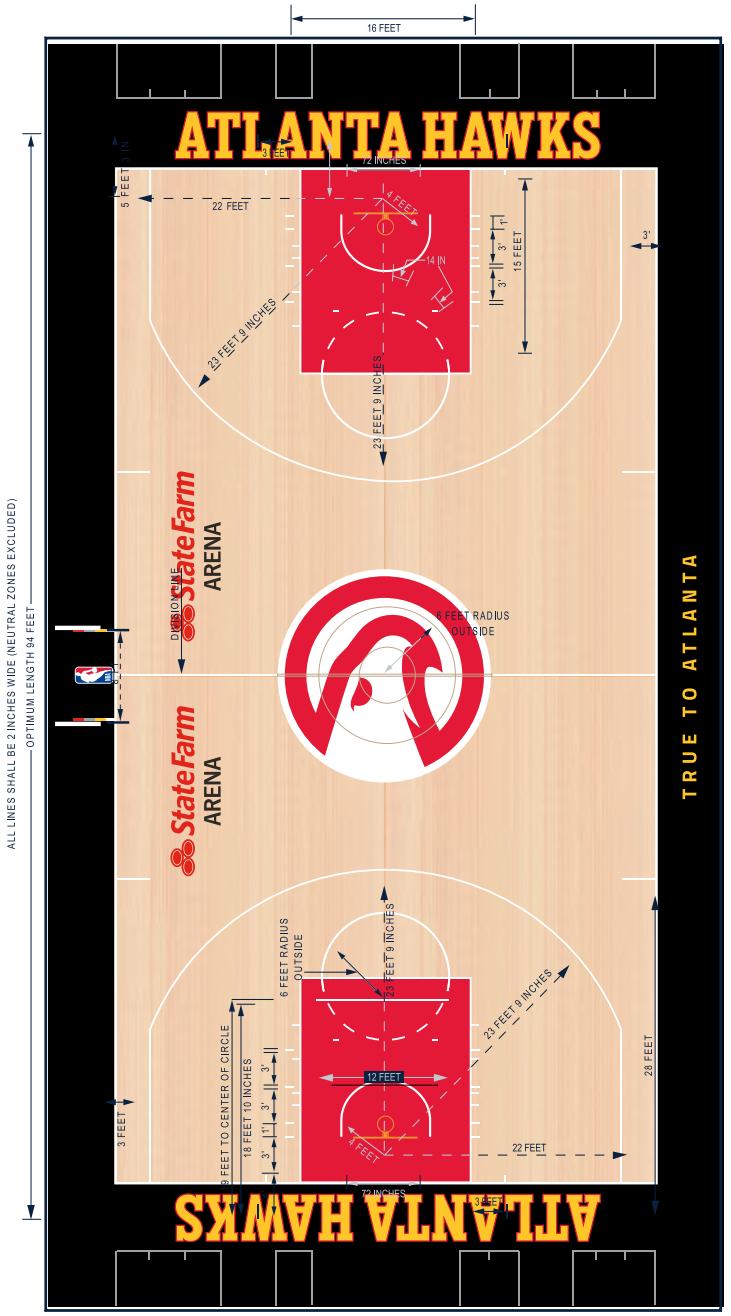

STATE FARM ARENA FIRSTS

BELOW OCCURRED IN THE FIRST QUARTER ON 11/4/99:

Winner of the opening jump ball:	Ray Allen (Milwaukee)
First field goal attempt:	Glenn Robinson
First Hawks field goal attempt:	Bimbo Coles
First block:	Robert Traylor
First Hawks block:	Dikembe Mutombo
First rebound:	Jim Jackson
First field goal made:	Ray Allen
First personal foul:	J.R. Reid
First free throw attempt:	Robert Traylor
First free throw made:	Robert Traylor
First free throw missed:	Robert Traylor
First Hawks personal foul:	Jim Jackson
First Hawks points:	Roshown McLeod
First jump shot made:	Ray Allen
First assist:	Sam Cassell
First Hawks field goal:	Roshown McLeod
First Hawks assist:	Alan Henderson
First three-point field goal made:	Ray Allen
First Hawks three-point field goal attempt:	Jim Jackson
First loose ball foul:	J.R. Reid
First dunk:	Tim Thomas
First Hawks dunk:	Isaiah Rider
First goaltending:	Robert Traylor
First steal:	Robert Traylor
First Hawks steal:	Roshown McLeod
First individual turnover:	Sam Cassell
First Hawks turnover:	Jim Jackson
First timeout:	Hawks
First substitution:	Dale Ellis
First Hawks substitution:	Isaiah Rider
First technical foul:	Ervin Johnson
First traveling call:	Robert Traylor

BELOW OCCURRED IN THE SECOND QUARTER ON 11/4/99:

First three-point play:	Lorenzen Wright

BELOW OCCURRED IN THE THIRD QUARTER ON 11/4/99:

First 20-second timeout:	Hawks

BELOW OCCURRED IN THE FOURTH QUARTER ON 11/4/99:

First team to score 100 points:	Milwaukee

OTHER FIRSTS:

First Hawks win:	vs. Chicago (11/6/99)
First Hawks loss:	vs. Milwaukee (11/4/99)
First illegal defense:	Dikembe Mutombo (vs. Charlotte, 11/16/99)
First 24-second violation:	Bimbo Coles (vs. Charlotte, 11/16/99)
First delay of game:	vs. Chicago (11/6/99)
First three-second violation:	Roshown McLeod (vs. Chicago, 11/6/99)

2020-21 ATLANTA HAWKS SCHEDULE - FIRST HALF

DECEMBER

S	M	T	W	T	F	S
6	7	8	9	10	FSSE 7:00 11 ORL	12
FSSE 5:00 13 ORL	14	15	16	FSSE 8:00 17 MEM	18	FSSE 8:00 19 MEM
20	21	22	FSSE 8:00 23 CHI	24	25	NBA FSSE 5:00 26 MEM
27	FSSE 7:30 28 DET	29	FSSE 7:30 30 BKN	31		

JANUARY

S	M	T	W	T	F	S
					FSSE 7:30 1 BKN	FSSE 7:30 2 CLE
3	FSSE 7:30 4 NYK	5	FSSE 7:30 6 CHA	7	8	FSSE 7:00 9 CHA
10	FSSE 7:30 11 PHI	12	FSSE 9:00 13 PHX	14	FSSE 9:00 15 UTA	FSSE 10:00 16 POR
17	NBA FSSE 2:30 18 MIN	19	FSSE 7:30 20 DET	21	FSSE 8:00 22 MIN	23
NBA FSSE 7:30 24 MIL	25	FSSE 7:30 26 LAC	FSSE 7:30 27 BKN	28	FSSE 7:00 29 WAS	30
31						

FEBRUARY

S	M	T	W	T	F	S
	FSSE 7:30 1 LAL	2	FSSE 7:30 3 DAL	FSSE 7:30 4 UTA	5	FSSE 7:30 6 TOR
7	8	9	ESPN FSSE 7:30 10 DAL	11	FSSE 7:30 12 SAN	FSSE 7:30 13 IND
14	FSSE 7:30 15 NYK	16	FSSE 7:30 17 BOS	18	FSSE 7:30 19 BOS	20
FSSE 7:30 21 DEN	22	FSSE 7:00 23 CLE	FSSE 7:30 24 BOS	25	FSSE 8:00 26 OKC	27
FSSE 6:00 28 MIA						

MARCH

S	M	T	W	T	F	S
1	FSSE 7:30 2 MIA	FSSE 7:00 3 ORL	4	5	6	

PRESEASON HOME | HOME GAME

PRESEASON AWAY | AWAY GAME

All games available in HD. All games listed as Eastern Time (ET) and subject to change.

FOX SPORTS SOUTHEAST: FSSE | NBA TV: NBA


Welcome to the
Chick-fil-A Fan Zone
FAN ZONE
ATLANTA HAWKS
StateFarm ARENA
ATLANTA
HAWKS
ATLANTA HAWKS
12:00
1ST
24
BROOKSTONE
0
PROVIDENCE
0
ATLANTA HAWKS
TRUE TO ATLANTA
StateFarm
ARENA
StateFarm
ARENA