



2015-16

ORLANDO MAGIC  
MEDIA GUIDE



PURE  
MAGIC



# FLORIDA™

## TUNE IN ALL SEASON

WHERE  FANS LIVE



### ABOUT THE ORLANDO MAGIC

Orlando's NBA franchise since 1989, the Magic's mission is to be world champions on and off the court, delivering legendary moments every step of the way. The Magic have seen great success in a relatively short history, winning five division championships (1995, 1996, 2008, 2009, 2010) with seven 50-plus win seasons and capturing the Eastern Conference title in 1995 and 2009. Off the court, on an annual basis, the Orlando Magic gives more than \$2 million to the local community by way of sponsorships of events, donated tickets, autographed merchandise and grants. Orlando Magic community relations programs impact an estimated 100,000 kids each year, while a Magic staff-wide initiative provides more than 7,000 volunteer hours annually. In addition, over the last 25 years more than \$19.8 million has been distributed to local nonprofit community organizations through the Orlando Magic Youth Foundation and the Orlando Magic Youth Fund, a McCormick Foundation Fund (OMYF-MFF) since 1994, which serves at-risk youth. Ticket highlights for the Magic's 2015-16 season in the Amway Center, honored with TheStadiumBusiness Awards' 2013 Customer Experience Award and named *SportsBusiness Journal's* 2012 Sports Facility of the Year, include: 2,500 seats priced \$20 or less, 8,000 seats priced \$40 or less and 10,000 seats priced \$50 or under. For ticket information, log on to [OrlandoMagic.com](http://OrlandoMagic.com) or call 407-89-MAGIC.

### ABOUT AMWAY CENTER

The Orlando Magic served as the developer of the Amway Center, which hosts major national events, concerts and family shows. Opened in the fall of 2010, the facility is owned and operated by the City of Orlando on behalf of the Central Florida community. The Amway Center was designed to reflect the character of the community, meet the goals of the users and build on the legacy of sports and entertainment in Orlando. The building's exterior features a modern blend of glass and metal materials, along with ever-changing graphics via a monumental wall along one facade. A 180-foot tall tower serves as a beacon amid the downtown skyline. The 875,000 square foot, Leadership in Energy and Environmental Design (LEED) Gold certified building features a sustainable, environmentally-friendly design and unmatched technology, including 1,100 digital monitors, the tallest high-definition video board in an NBA venue and multiple premium amenities available to all patrons in the building. Amway Center was recently honored with *TheStadiumBusiness Awards'* 2013 Customer Experience Award and named *SportsBusiness Journal's* 2012 Sports Facility of the Year. For more information about the Amway Center, visit [AmwayCenter.com](http://AmwayCenter.com).



# ESPN ORLANDO (( 580 AM ))

HOME OF THE ORLANDO MAGIC



LISTEN TO THE GAME BROADCAST  
LIVE ON ESPN580 AM

STARTING ONE HOUR BEFORE TIP-OFF WITH  
**INSIDE MAGIC**



# TABLE OF CONTENTS

## INTRODUCTION

Media Information/Guidelines.....	6
Staff Directory.....	8
DeVos Family.....	10
Rich DeVos.....	11
Dan DeVos.....	12
Alex Martins.....	13

## BASKETBALL OPERATIONS

Rob Hennigan/Scott Perry.....	16
Matt Lloyd/Scott Skiles.....	17
Adrian Griffin/Monte Mathis.....	19
Mario Elie/Conner Henry.....	20
Laron Profit/Jay Hernandez.....	21
Michael Arcieri/George Rodman/Harold Ellis.....	22
Gordon Chiesa.....	23
Keon Weise/Bill Burgos.....	24
Ron Weathers.....	25
Basketball Operations Staff.....	26

## TEAM

Dewayne Dedmon.....	28
Evan Fournier.....	31
Channing Frye.....	34
Aaron Gordon.....	37
Tobias Harris.....	40
Mario Hezonja.....	43
Devyn Marble.....	45
Shabazz Napier.....	47
Andrew Nicholson.....	50
Victor Oladipo.....	53
Elfrid Payton.....	56
Jason Smith.....	59
Nikola Vucevic.....	62
C.J. Watson.....	65
Camp Invitees.....	68
TV/Radio Roster.....	70
2015-16 Roster.....	73

## HISTORY

2014-15 Season.....	76
2013-14 Season.....	80
2012-13 Season.....	82
2011-12 Season.....	84
2010-11 Season.....	86
2009-10 Season.....	88
2008-09 Season.....	90
2007-08 Season.....	92
2006-07 Season.....	94
2005-06 Season.....	96
2004-05 Season.....	98
2003-04 Season.....	100
2002-03 Season.....	102

2001-02 Season.....	104
2000-01 Season.....	106
1999-2000 Season.....	108
1998-99 Season.....	110
1997-98 Season.....	112
1996-97 Season.....	114
1995-96 Season.....	116
1994-95 Season.....	118
1993-94 Season.....	120
1992-93 Season.....	122
1991-92 Season.....	124
1990-91 Season.....	126
1989-90 Season.....	128
All-Time Roster.....	130
All-Time Coaches.....	148
All-Time Transactions.....	149
Miscellaneous.....	170
All-Time Award Winners.....	171
All-Time Draft Picks.....	174
Career Leaders.....	176
Yearly Leaders.....	178
Magical Moments.....	182
Hall of Fame.....	198

## RECORDS

Magic Individual Highs.....	200
Magic Team Highs.....	203
Magic Team Lows.....	205
Magic Rookie Records.....	207
Miscellaneous Records.....	209
Largest Wins-Losses.....	210
Opponent Individual Highs.....	211
Opponent Team Highs.....	213
Opponent Team Lows.....	215
Amway Center Individual Highs.....	216
Amway Center Team Highs.....	217
Amway Center Team Lows.....	218
Two-Team Highs.....	219
Two-Team Lows.....	220
Magic Consecutive Records.....	221
Magic All-Time Scoring vs. Opponents.....	223

## PLAYOFFS

All-Time Playoff Results.....	226
2012 and 2011 Stats.....	229
2010 Stats.....	230
2009 Stats.....	232
2008 Stats.....	235
2007 Stats.....	236
2003 and 2002 Stats.....	237
2001 and 1999 Stats.....	238
1997 and 1996 Stats.....	239
1995 Stats.....	241

1994 Stats.....	244
Playoff Records.....	245
Magic Playoff Firsts.....	257
Top Playoff Wins-Losses.....	257

## OPPONENTS/NBA

Opponent Capsules.....	260
NBA Directory/Addresses.....	318
NBA Development League.....	320
Erie Bayhawks.....	322
Final 2014-15 NBA Standings.....	323
2014-15 Attendance Report.....	324
2015 NBA Playoffs.....	325
2014-15 Season Series.....	327
Final 2014-15 NBA Regular Season Stats.....	328
2014-15 Individual NBA Leaders.....	331
All-Time NBA Statistical Leaders.....	332
Active NBA Career Leaders.....	335
Top 40 All-Time NBA Career Scorers.....	338

## OFF THE COURT

Orlando Magic Youth Foundation.....	340
Community Relations.....	344
Diversity and Inclusion.....	347
Youth Basketball and Dance Programs.....	349

# TABLE OF CONTENTS

NBA Cares.....	349
Nick Anderson/Bo Outlaw.....	350
Stuff.....	351
Magic Dancers.....	352
Magic "Live".....	353

## STAFF

Leadership Staff Bios.....	356
Orlando Magic Leadership.....	363
Front Office Staff.....	364

## MEDIA

George Galante/Trish Wingerson.....	374
Melanie Curtsinger/David Steele.....	375
Jeff Turner/Dennis Neumann.....	376
Richie Aduabato/Joey Colon.....	377
Dante Marchitelli/Paul Kennedy.....	378
Game Broadcasts.....	379

## OVERTIME

Amway Center.....	382
Sports and Entertainment District.....	388
Did You Know?.....	390
Quick Facts.....	391
2015-16 Magic Schedule.....	394



Copyright © 2015 Orlando Magic

All NBA and team insignia depicted in this publication are the property of NBA Properties, Inc. and the respective teams of the NBA and may not be reproduced for commercial purposes without the prior written consent of NBA Properties, Inc.

The Information contained in this publication was compiled by the Orlando Magic and is provided as a courtesy to our fans and the press and may be used only for personal or editorial purposes. Any commercial use of this information is prohibited without the prior written consent of the Orlando Magic.

Managing Editor: George Galante

Executive Editor: Joel Glass

Assistant Editors: Trish Wingerson, Melanie Curtsinger

Editorial Assistants: Megan Fontenot, Sean Gale

Photography: NBA Photos, Fernando Medina, Gary Bassing

Design: Jackie Shomo

## MEDIA INFORMATION AND GUIDELINES

### TO THE MEDIA

Welcome to the 27th season of Orlando Magic basketball and sixth in the Amway Center. We are very pleased to supply this publication and hope it will answer many of your questions throughout the next several months. We sincerely appreciate your interest in the Magic and will do everything possible to meet your needs throughout the course of the season. This guide will be supplemented with materials on a regular basis during the year. Again, if we can ever be of any assistance, please do not hesitate to call on us. In an effort to continue to provide a professional working environment, we have established the following guidelines for the upcoming campaign.

### CREDENTIALS

Single-game media credentials can be reserved by accredited media members by calling the **Communications Department at least 24 hours before a game (no exceptions) at 407-916-2532 or e-mailing MagicCredentials@OrlandoMagic.com**. Media members covering the Magic on a regular basis will be issued season passes, but are still required to reserve seating at all games by calling or e-mailing the Communications Department by the deadlines mentioned above. Credentials will allow working media members entry into the arena, while also providing reserved media seating and access to both team locker rooms and the media workroom. In all cases, credentials are non-transferable and any unauthorized use will subject the bearer to ejection from the arena and forfeiture of the credential. All single-game credentials may be picked up on gamedays at the media entrance of the arena, located at the southwest corner of the building (South Street, event level).

### MEDIA WORKROOM

The Magic media workroom is located in the southwest corner of the arena on the event level and will be opened two hours prior to game time. Admittance/space is limited to working media members with credentials only. The media workroom will remain open throughout the game and until the last working media members have finished their game-night duties. The professional intent of the media workroom is to provide a meeting and working place for writers, reporters, broadcasters and game personnel. Family members and guests of media members will not be accommodated in the media workroom. Any abuse of the media workroom and/or media privileges will result in a forfeiture of your media pass. Television monitors, telephones and work space will all be provided in the media workroom.

### LOCKER ROOMS

The Magic locker room is located on the northwest corner of the event level, while the visitors' locker room is located on the southwest corner. In accordance with NBA policy, both locker rooms will be open 75 minutes prior to tip-off until

45 minutes before game time and 15 minutes after the game. Only those individuals with prominently displayed credentials will gain admittance into the locker rooms. Your cooperation and courtesy are asked in maintaining proper working atmosphere for postgame interviews.

### INTERVIEWS

As stated above, pregame interviews are allowed 75 minutes prior to tip-off until 45 minutes prior to game time. Postgame interviews are conducted as follows: both the Magic head coach (in interview room) and the visiting team head coach (at opposing locker room entrance) will address media members approximately 10 minutes after the game. Your cooperation and professional courtesy are asked in maintaining a proper working atmosphere for postgame interviews.

### PRACTICE/SHOOT-AROUNDS

As a general rule, Orlando practices and game-day shoot-arounds will be open to the media near the completion of each workout. In both cases, interviews with players and coaches will follow the workouts. Please go to the Magic's media website ([OrlandoMagic.com/MagicPR](http://OrlandoMagic.com/MagicPR)), media-only Twitter feed (@[Magic\\_PR](https://twitter.com/Magic_PR)) or call the Communications Department to confirm practice times and locations.

### TELEVISION/RADIO

Television and radio broadcast positions are located along the scorer's table on the west sideline of the event level and on the radio deck, which is located on the west side of the club level. The Magic Communications Department will be happy to arrange statisticians for visiting radio and television broadcasters. If statisticians are needed, please contact the Magic Communications Department at least 24 hours prior to game time. Once arrangements are made for statisticians, the individual must be paid whether or not they are used. The Communications Department will be happy to arrange pregame, halftime, and postgame interviews according to NBA guidelines. Please make arrangements for those interviews as early as possible.

### MEDIA SEATING

Reserved media seating has been designated in the media loge (northwest corner of arena on club level), as well as on the visitors' baseline and in the press box (west sideline on press level). All seats are reserved and marked with placecards for each individual media member. To avoid embarrassment, individuals are asked to sit in their pre-assigned seats. Seating charts are also posted in the media workroom and throughout the building. Electrical outlets and telephones are placed at press seats for your convenience. If a media member is in need of an individual phone, please contact the Communications Department for assistance. Statistics will be distributed to the press seating locations periodically.

## MEDIA INFORMATION AND GUIDELINES

### PHOTOGRAPHERS/VIDEOGRAPHERS

Limited space is available on each baseline for both still photographers and television cameramen. All are required to pick up photo passes upon entering the arena. Photographers without photo passes will not be allowed on the arena floor. Freelance photographers will not be credentialed without a certificate of assignment from an established publication. The Magic's Local Television Courtside Video Pool allows local outlets the ability to obtain access to comparable game highlight footage for news coverage purposes. For more information, contact Dave Sirak at 407-448-3473 or [Dave.Sirak@WFTV.com](mailto:Dave.Sirak@WFTV.com).

### MEDIA TICKETS

A limited number of game tickets are available for media purchase on a single-game basis from the Magic Communications Department. Unfortunately, due to the small number available, all requests cannot be honored. There are limitations to the number of tickets allotted to each request, and all requests should be made no later than 5:00 p.m. the day before a game (5:00 p.m. Friday for a weekend game).

### MEDIA PARKING

Members of the media can use their parking pass to park in the lots designated on the parking pass they receive. There are a limited number of single-game parking passes available for visiting media members upon request of the Communications Department. Satellite TV truck parking will be provided for up to four satellite trucks on the west side of Division Street. For technical assistance with TV truck and satellite truck parking and coordination, please contact Sara Rocheleau in the Magic's Broadcast Technology and Services Department at 407-916-2908.

### SERVICES

A pregame media meal will be served in the media workroom in the southwest corner on the event level. Beverages are also provided at all times in the media workroom. Game notes and a limited number of media guides and game programs will be available in the media workroom before the start of the game. In addition, play-by-play sheets, halftime and quarter boxscores and postgame quotes will be available in the

media workroom following the game. Complimentary fax service is also available upon request. Boxscores and play-by-play sheets will be delivered in a prompt manner to the press seating locations at the end of each quarter. Advance game notes will be delivered to the hotel of all visiting media members. In order to provide this service efficiently, we ask that you contact the Magic Communications Department if you are not staying in the designated team hotel. If there is anything else that we can do to assist in your coverage of the Magic this NBA season, please don't hesitate to ask.

### AMWAY CENTER MEDIA INFO

The Amway Center, which opened in October of 2010, serves as the practice and training site for the Magic. The media workroom is located on the southwest corner of the 875,000-square-foot state-of-the-art facility. The workroom, equipped with telephones and work space, is directly inside the media entrance and is in a convenient location to the basketball floor and locker and training rooms. For practice/shoot-arounds, media should enter through the security entrance located at the corner of Hughey Avenue and South Street. The Amway Center is located at 400 West Church Street, Orlando, FL 32801. **Directions to Amway Center:**

**From Orlando International Airport:** Exit the airport to Semoran Blvd. (SR 436)...go north approximately 4-5 miles to the 408 tollroad...go west on 408...take exit 11B toward Mills Ave and merge onto E South St...Turn right onto S Garland Ave...make first left onto W Church St...arena will be on left side.

**Traveling East on I-4:** While traveling east on I-4, exit to 82B toward South St...turn slight left onto S Garland Ave...take second left onto W Church St...arena will be on the left side.

**Traveling West on I-4:** While traveling west on I-4, exit to 82B Anderson St...turn right onto Anderson St...take first right onto S Division Ave...Turn right at the second cross street onto W Church St...arena will be on right side.

### Joel Glass

Chief Communications Officer  
O (407) 916-2631  
C (407) 491-4826  
[jglass@OrlandoMagic.com](mailto:jglass@OrlandoMagic.com)

### George Galante

Director, Communications  
O (407) 916-2633  
C (407) 492-4651  
[ggalante@OrlandoMagic.com](mailto:ggalante@OrlandoMagic.com)

### Trish Wingerson

Assistant Director, Communications  
O (407) 916-2635  
C (407) 538-0892  
[twingerson@OrlandoMagic.com](mailto:twingerson@OrlandoMagic.com)

### Melanie Curtsinger

Communications Manager  
O (407) 916-2532  
C (407) 394-4978  
[mcurtsinger@OrlandoMagic.com](mailto:mcurtsinger@OrlandoMagic.com)

### Media Website:

[OrlandoMagic.com/MagicPR](http://OrlandoMagic.com/MagicPR)

**Twitter:** @[Magic\\_PR](https://twitter.com/Magic_PR)Dish  
(media-only): @[Magic\\_PR](https://twitter.com/Magic_PR)

### Credentials:

e-mail  
[MagicCredentials@OrlandoMagic.com](mailto:MagicCredentials@OrlandoMagic.com)

### Communications Department

**Fax:** (407) 916-2830

# ORLANDO MAGIC STAFF DIRECTORY

8701 Maitland Summit Blvd. • Orlando, FL 32810 • Tel: (407) 916-2400 • PR Fax: (407) 916-2830

## CORPORATE OFFICE

Senior Chairman ..... Rich DeVos  
 Chairman ..... Dan DeVos  
 Executive Vice Chairman ..... Cheri DeVos  
 Vice Chairmen ..... Dick DeVos, Doug DeVos  
 Chief Executive Officer ..... Alex Martins  
 Chief Operating Officer ..... Charles Freeman  
 Senior Vice President ..... Pat Williams  
 General Counsel ..... Nyea Sturman  
 Assistant Director of Special Events ..... Diane Cicarelli  
 Special Events Coordinator ..... Katie Luby  
 Family Services Assistant ..... Aasjah Smith  
 Publicity Manager for Pat Williams ..... Andrew Herdliska  
 Corporate Office Manager ..... Lindsey La Chiana  
 Special Assistant to the COO ..... Kayla Chesaneck

## BASKETBALL OPERATIONS

General Manager ..... Rob Hennigan  
 Vice President/Assistant GM ..... Scott Perry  
 Assistant General Manager ..... Matt Lloyd  
 Head Coach ..... Scott Skiles  
 Assistant Coaches ..... Adrian Griffin, Monte Mathis,  
 ..... Mario Elie, Conner Henry,  
 ..... Laron Profit,  
 ..... Jay Hernandez  
 Special Consultant to the GM ..... Gordon Chiesa  
 Director of Basketball Administration ..... Michael Arcieri  
 Basketball Operations Manager ..... George Rodman  
 Director of Pro Scouting ..... Harold Ellis  
 Head Athletic Trainer ..... Keon Weise  
 Head Strength & Conditioning Coach ..... Bill Burgos  
 Equipment Manager/Traveling Secretary ..... Rodney Powell  
 Physical Therapist/Assistant Athletic Trainer ..... Ron Weathers  
 Basketball Analytics Manager ..... David Bencs  
 Manager of Advanced Scouting/Player Development ..... Matt Hill  
 Video Analyst/Personnel ..... Brad Jones  
 Video Analysts/Opposition ..... Sam Krosnick, Cory Vejraska  
 Assistant Athletic Trainer ..... Steve Outlaw  
 Assistant Strength & Conditioning Coach ..... Daniel Erickson  
 Advanced Scout ..... Jonathan Whitkin  
 Scouting Coordinator ..... John Halas  
 Scouts ..... Prosper Karangwa, Shawn McCullion, Anthony Parker  
 International Scout ..... Marti Artigas  
 Special Assistant to the GM ..... Stephen Mervis  
 Special Assistant to the Head Coach ..... Anthony Wade  
 Team Physicians ..... Craig Mintzer, M.D., Kent Hoffman, M.D.  
 Head of Team Security/Player Development ..... James McGriff

## BROADCASTING

Director of Broadcasting ..... Tye Eastham  
 Radio Manager ..... Dante Marchitelli  
 Radio Producer ..... Aaron Berlin  
 Television Play-by-Play Announcer ..... David Steele  
 Television Color Analyst ..... Jeff Turner  
 Radio Play-by-Play Announcer ..... Dennis Neumann  
 Radio Color Analyst ..... Richie Adubat  
 Spanish Radio Play-by-Play Announcer ..... Joey Colon

## BROADCAST PRODUCTION & CREATIVE SERVICES

Director of Broadcast Production  
 & Creative Services ..... Kevin Cosgrove  
 Assistant Director of Broadcast Production ..... Geoff Krohmer  
 Digital Signage Manager/Designer ..... Nick Schultz

LED Systems Manager ..... Caleb Pardick  
 Broadcast Production  
 & Creative Services Manager ..... Amanda Lott  
 Graphic Designers ..... Craig Fleck, Justin Garand,  
 ..... Michael Van Rhee  
 Broadcast Production Editor/Video ..... Tyrone Francisco

## BROADCAST TECHNOLOGY & SERVICES

Director of Broadcast Technology & Services ..... David Storm  
 A/V Services Manager ..... Vince Gonzalez  
 Sr. Technical Services Engineer ..... Bryan Zebleckes  
 Lead Audio Engineer ..... Todd Herrbach  
 Technical Services Engineers ..... Deja LaPalmer, Tom Miller  
 Broadcast Services Specialist ..... Sara Rocheleau

## BUSINESS STRATEGY

Executive Vice President of Strategy ..... Anthony Perez  
 Director of Business Strategy ..... Jay Riola  
 CRM Analyst ..... Erin Quigg  
 Business Strategy Analyst ..... Hong Zhang  
 Business Intelligence Analyst ..... Chandhana Padmanabhan

## CLIENT SERVICES

Senior Director of Client Services &  
 Fan Experience ..... Katie Stocz Miller  
 Sr. Premium Client Services Manager ..... Brandon Blahnik  
 Premium Client Services Manager ..... Audra Van Treuren  
 Premium Client Services Specialist ..... Giancarlo Lanfranco  
 Client Services Specialists ..... Taylor Meier, Edward Wright,  
 ..... Alex Wright  
 Client Services Coordinator ..... Danielle Lombardi  
 Executive Assistant to Premium  
 Activation & Client Services ..... Nadine Orellana

## COMMUNICATIONS

Chief Communications Officer ..... Joel Glass  
 Director of Communications ..... George Galante  
 Assistant Director of Communications ..... Trish Wingerson  
 Communications Manager ..... Melanie Curtsinger

## COMMUNITY RELATIONS

Director of Business Development  
 and Legislative Affairs ..... Lucas Boyce  
 Assistant Director of Community Relations ..... Latrisha Leak  
 Community Relations Coordinator ..... Gene Martin  
 Community Ambassadors ..... Nick Anderson, Bo Outlaw

## CORPORATE PARTNERSHIPS & PREMIUM SALES

Executive Vice President of Sales ..... Michael Forde  
 Vice President of Premium Sales ..... Bobby Bridges  
 Director of Corporate Partnership Sales ..... Chris Kolodinsky  
 Sr. Manager of Premium & Partnership Sales ..... Mike Rodriguez  
 Sr. Partnership Development Manager ..... Nan Anantravanich  
 Partnership Development Manager ..... Casey Walderman  
 Business Specialist ..... Sean Smith  
 Premium Sales Account Executives ..... Brittany Beane,  
 ..... Martin Graham, Kellie Griffiths, James Phelan  
 Executive Assistant, Corporate  
 Partnerships & Premium Sales ..... Sabrina Riggs

## CORPORATE PARTNERSHIPS & PREMIUM ACTIVATION

Vice President of Corporate Partnership  
 & Premium Activation ..... Catherine Young Carlson

Director of Corporate Partnership Activation ..... J.T. McWalters  
 Assistant Director of Premium Activation ..... Ashley Turner  
 Senior Corporate Partnership Account Manager ..... Erin Braddock  
 Corporate Partnership Account Manager ..... Michael Loulan  
 Corporate Partnership Account  
 Representatives ..... Brad Holloman, Keshia Woodie  
 Premium Activation Managers ..... Andrea Brown, Alexis Rosenberg  
 Premium Event Staff Supervisor ..... Chris Morello  
 Premium Activation Specialist ..... Alyssa Dugan  
 Corporate Partnership Account Coordinator ..... Jordan Whitehead

## DIGITAL CONTENT

Assistant Director of Digital Content ..... Dan Savage  
 Beat Writer ..... John Denton  
 Digital Content Manager ..... Josh Cohen  
 Digital Content Specialist ..... Geoff Forbes  
 Digital Content Coordinator ..... Adly Santiago

## DIGITAL STRATEGY

Assistant Director of Digital Strategy ..... Traci Mistrarz  
 Mobile Strategy Manager ..... Dallas Wilkes  
 Digital Strategy Manager - Email ..... Lauren Paquette  
 Digital Strategy Manager - Web/Social ..... Nick Masuda  
 Email Designer/Coder ..... Amanda Semjalac  
 Web Designer/Developer ..... David Waring

## FAN EXPERIENCE & OPERATIONS

Director of Fan Experience & Operations ..... Phillip Hastings  
 Assistant Director of Fan Experience  
 & Operations ..... Michelle Jenkinson  
 Fan Experience & Operations Specialist ..... Dan Schriver

## FINANCE

Chief Financial Officer ..... Jim Fritz  
 Vice President of Finance ..... Jeff Bissey  
 Assistant Director of Finance ..... Peg Michalski  
 Payroll Manager ..... Nina Kovach  
 Staff Accountant ..... Alicia Mauger  
 Accounts Receivable Coordinator ..... Michele Weaver  
 Accounting Coordinator ..... Amber Bryant  
 Executive Assistant to the CFO ..... Nancy Cook

## HUMAN RESOURCES/ ADMINISTRATIVE SERVICES

Chief People Officer ..... Audra Hollifield  
 Director of Human Resources ..... Brenda Hayslett  
 Assistant Director of Talent Management ..... Karen Rundle  
 Assistant Director of Administrative Services ..... Ray Nicole  
 Talent Development Manager ..... Lorisse Garcia  
 Compensation and Benefits Specialist ..... Shanae Hill  
 Office Administrators ..... Mike Izzo, Jason McFerren  
 Executive Assistant to the Chief People Officer ..... Michelle Hayes  
 Front Desk Coordinator ..... Michelle Hawkins

## INFORMATION TECHNOLOGY

Vice President of Technology ..... Jeff Lutes  
 Network Manager ..... Joel Massey  
 Business Systems Manager ..... Rita Dieckman  
 Project Manager ..... Jeremy Meyer  
 Sr. IT Services Architect ..... Donald Kangelos  
 Help Desk Technician ..... Obed Velez  
 Systems Engineer ..... Alex Asaturyan

## INNOVATION

Director of Innovation ..... Jack Elkins  
 Innovation Catalyst ..... Josh Mahaney

## MAGIC CARPET AVIATION

Director of Aviation for Magic Carpet ..... Rick Chabot  
 Hangar Manager ..... Cecil Sipe

## MARKETING

Vice President of Marketing ..... Lisa Cotter  
 Sr. Director of Event Presentation,  
 Broadcast Production & Creative Services ..... Shelly Wilkes  
 Director of Marketing Strategy &  
 Grassroots ..... Stephanie Mellenberndt  
 Assistant Director of Event Presentation ..... Matt Keller  
 Marketing Strategy Managers ..... Ryan Pierce,  
 ..... Marie Heikinen Webb  
 Event Presentation Manager ..... Tyler Edwards  
 Entertainment Teams Manager ..... Jeanine Klem-Thomas  
 Mascot Coordinator ..... Spencer Sage  
 Grassroots Coordinator ..... Amanda Jones  
 Executive Assistant, Marketing &  
 Business Strategy ..... Stefanie Mattos

## OMYF, PHILANTHROPY & MULTICULTURAL INSIGHTS

Vice President of Philanthropy  
 and Multicultural Insights ..... Linda Landman Gonzalez  
 Manager of Philanthropy ..... Stephanie Allen  
 OMYF Development Coordinator ..... Isabelle Poette-Chang  
 Executive Assistant to the Vice President of  
 Philanthropy and Multicultural Insights ..... Stormy Washington

## RETAIL

Director of Retail Operations ..... Doug Smith  
 Assistant Director of Retail Operations ..... Nick Long  
 Assistant Retail Manager ..... Aubri Yamonaco

## SPORTS & ENTERTAINMENT DISTRICT

SED Project Director/General Counsel ..... Pat Gallagher  
 SED Project Manager ..... Robert Rayborn  
 SED Office Manager ..... Gail Johnson

## TICKET OPERATIONS

Senior Director of Ticket Operations ..... Paul Moletteire  
 Assistant Director of Ticket Operations ..... Bill Mauger  
 Ticket Operations Managers ..... David Turner, Thomas Velasquez  
 Premium Ticketing Specialist ..... Sarah Kline  
 Ticket Operations Representative ..... Danny Grebosz, Katie Nied

## TICKET SALES

Senior Vice President of Sales and Operations ..... Chris D'Orso  
 Sr. Season Ticket Account Executives ..... Mike Centanni,  
 ..... Jack Lensky, Rayfield Warren  
 Season Ticket Account Executives ..... Matan Cohen, Myles Liebel,  
 ..... Pete Manetas, Joe Rizzo, Kerlon Williams  
 Assistant Director of Tourism and Group Sales ..... Haley Hosch  
 Group Sales Manager ..... Kyle Brant  
 Ticket Sales Services Manager ..... Andrew Bekemeyer  
 Tourism Guest Services Program Manager ..... Caitlyn Best  
 Sr. Group Sales Account Executives ..... Beth Handelsman,  
 ..... Carlos Velez  
 Group Sales Account Executives ..... Zack Cervone,  
 ..... Jimmy Missouri, Victor Rivera  
 Sr. Manager of Season and Plan Sales ..... Chuck Lichy  
 Ticket Sales Representatives .....  
 Seth Bangert, Jocelyn Christiansen, Brittany Coles,  
 Elise Giangregorio, Madison Holesko, Mike Kaplan,  
 Stu Martin, Jacob Mitchell, Malcolm Mompont, Nick Munn,  
 Kerriann Pascarella, Connor Perez, Isiah Pringle, Eric Schier,  
 Josh Strumlaf, Brittany Williams  
 Tourism Account Executive ..... Jess Lott  
 Youth Basketball Sales and Services Manager ..... Mike McLain  
 Executive Assistant to the Senior Vice President  
 of Sales and Operations ..... Carrie Mack

## THE DeVos FAMILY



The DeVos family purchased the Orlando Magic in September of 1991. At that time, family head Rich DeVos stated that the DeVos family is simply the team's current caretaker, making it clear that the real owners of the NBA franchise would continue to be the Central Florida community and the loyal Magic fans. Since purchasing the team, the franchise has won five division championships (Atlantic Division: 1994-95, 1995-96; Southeast Division: 2007-08, 2008-09, 2009-10), two Eastern Conference titles (1994-95, 2008-09) and had seven 50-win seasons, including a franchise-record 60 victories in 1995-96. The Magic have advanced to the playoffs 14 times during that span, while finishing with a .500 record or better in 16 of the last 23 seasons.

The acquisition and operation of the Magic is a family affair involving Rich, his wife, Helen, and their four children and spouses: Dick and Betsy DeVos, Dan and Pamella DeVos, Cheri DeVos, and Doug and Maria DeVos.

Although the senior DeVoses have an established residence in southern Florida, the family was introduced to the Central Florida community during Orlando's drive to bring major league baseball to "The City Beautiful." An ensuing relationship was formed between the DeVos family and the city of Orlando.

The baseball venture left them with a heightened interest in professional sports ownership. The 89-year-old co-founder of Amway – today a global leader in direct selling – envisioned incorporating the

philosophies that made him a successful businessman with that of a solid, young NBA franchise. He understands the impact professional sports can have on the upcoming generation, and he is committed to ensuring the team provides a positive, encouraging example.

The DeVos family played a key role in helping to secure the state-of-the-art Amway Center in Orlando. The Amway Center is part of a public community venues program that also includes a new Performing Arts Center and a renovation of the Citrus Bowl Stadium. The new Amway Center opened in October 2010. In addition, the Magic also contributed \$12.5 million toward construction of five community recreation centers throughout Orange County, Florida, as part of its commitment to build the new Amway Center.

From 1995-2001, RDV Sports owned and operated the Orlando Solar Bears of the International Hockey League. During their six seasons of existence, the Solar Bears captured one division title (Central Division, 1995-96), three Eastern Conference crowns (1996, 1999, 2001) and the IHL's Turner Cup championship in 2000-01. Orlando compiled an all-time regular season record of 286-162-44 (.626), the best in the league over that time frame.

From 1998-2002, the Orlando Miracle of the WNBA was part of the RDV Sports portfolio. The Miracle played in their inaugural season during the summer of 1999 and made the playoffs in 2000.

## THE DeVos FAMILY

The DeVos family remains involved in numerous charities and community-enhancement endeavors, both in the Central Florida area and their hometown region of Grand Rapids, Michigan. The Orlando Magic Youth Fund has positively impacted more than one million children. Through private donations, fund-raising events and contributions, more than \$19 million has been raised and distributed to non-profit organizations that support the OMYF mission statement.

RDV Sports, named for Rich DeVos and the general partner of the Magic, has been and continues to be an active partner in the Central Florida community. In February of 1998, RDV Sports, in partnership with Florida Hospital, opened the \$50 million, 365,000-square-foot RDV Sportsplex. The RDV Sportsplex is a state-of-the-art health and wellness facility, which includes a world-class health club, medical offices, restaurant, retail shops, and front office facilities for the Magic.

### RICH DeVOS Senior Chairman

Rich DeVos enters his 25th season as senior chairman of the ownership group of the Orlando Magic. The 89-year-old DeVos is co-founder of Amway, today the global leader in direct selling and a member of the Alticor Inc. family of companies.

Born March 4, 1926, in Grand Rapids, Mich., he is a true American success story. DeVos and former high school classmate, Jay Van Andel, embarked on a partnership that resulted in several business endeavors between 1945 and 1958. In 1959, they founded Amway.

Amway is a \$10.8 billion direct-selling business based in Ada, Michigan, USA. Top-selling brands for Amway are NUTRILITE™ vitamin, mineral and dietary supplements, ARTISTRY™ skincare and color cosmetics, and eSpring™ water treatment systems – all sold exclusively by Amway Business Owners. Global sales in 2014 made Amway the #1 direct-selling business in the world, according to the Direct Selling News 2015 Global 100. For company news, visit [globalnews.amway.com](http://globalnews.amway.com).

DeVos has been the recipient of numerous achievement awards, as well as 15 honorary doctorate degrees. He has written five books: *BELIEVE!*, *Compassionate Capitalism*, *Hope From My Heart: Ten Lessons for Life, Ten Powerful Phrases for Positive People* and *Simply Rich*.

Because of their dedication to supporting those organizations in which they believe, DeVos and his wife, Helen, created the Richard and Helen DeVos Foundation. The DeVoses are dedicated to the entrepreneurial spirit and helping people live better lives.



Rich DeVos and his wife, Helen

Rich and Helen reside in southern Florida. The acquisition and operation of the Magic is a family affair involving them and their four children and spouses: Dick and his wife, Betsy; Dan and his wife, Pamella; Cheri DeVos; and Doug and his wife, Maria. Rich and Helen have 16 grandchildren and five great-grandchildren.



**DAN DeVOS**  
Chairman

Dan DeVos was named chairman of the Orlando Magic on December 7, 2011. His responsibilities include representing ownership in various business and public relations activities while working closely with the Magic's CEO on the business and basketball operations. Additionally, he focuses on long-term strategic planning for the organization and new business initiatives. DeVos is a member of the NBA Board of Governors.

DeVos is chairman and CEO of DP Fox Ventures, LLC, a diversified business development and management company with interests in real estate, transportation and sports and entertainment in Grand Rapids, Michigan. DP Fox employs more than 1200 professionals through companies including Fox Insurance Agency, Fox Powersports and Fox Motor Group, a retail transportation group representing 43 manufacturers at 29 locations.

DeVos also serves as co-owner, president and CEO, governor of the Grand Rapids Griffins of the American Hockey League, the top affiliate for the NHL's Detroit Red Wings and the 2013 Calder Cup Champions. Since their beginning in 1996, the Griffins organization has strived to meet a standard of excellence in everything it does, while providing a fan experience focused on family fun and entertainment. DeVos is a member of the AHL's executive committee.

A member of the board of directors of Alticor Inc., the parent company of Amway Corporation, DeVos also serves as president/CEO of Powell Pointe Resort, the developer of Cape Eleuthera, on the island of Eleuthera, The Bahamas. Additionally, serves as a partner for the Georgian Automotive Group, based in Barrie, Ontario, as well as a partner for CWD Real Estate Investments.

In honor of the impact that he, his siblings and their father, Rich, have made on the sports landscape both locally and nationally, the DeVos family was inducted into the Grand Rapids Sports Hall of Fame in the team category in 2011.

DeVos is involved in a variety of local business and civic organizations, including serving on the board of trustees for Hope Network, past president of the board of the Grand Rapids Symphony, a member of the Grand Valley University Foundation and board of directors of the West Michigan Sports Commission. He also serves as chair of the board of trustees for Northwood University, his alma mater.

His wife, Pamela, is president and designer of PAMELLA ROLAND. They have two daughters and one son.



**ALEX MARTINS**  
Chief Executive Officer/Alternate Governor

Alex Martins, who has spent 28 years in professional sports management and rejoined the Magic in June of 2005, was promoted to chief executive officer on December 7, 2011. He previously served as president for more than one year and was the team's chief operating officer from 2006-10. Martins also serves as CEO of SED Development, LLC, an affiliate of the Magic which is currently planning an entertainment mixed use development across Church Street from the Amway Center. Martins is also the team's Alternate Governor to the NBA Board of Governors.

Martins, who served in various senior-level management capacities with the Magic between 1989-98 and as the organization's executive vice president of marketing and franchise relations in 2005-06, oversees all operations of the club.

Over the past nine years, Martins led the Magic in a transformation of its business operations, while overseeing a ticket sales, premium sales and corporate partnership effort which saw the most successful business year in the history of the franchise in the 2010-11 season. The transformation process received the recognition of the *SportsBusiness Journal* which named the Magic as a finalist for Professional Sports Team of the Year, the only NBA team to be named a finalist.

Similarly, Martins spearheaded the transformation of the current Magic basketball operation including the recruitment of current Magic General Manager Rob Hennigan.

Included in the franchise's success has been the largest season ticket base in franchise history in 2010-11 (14,200) and the most successful corporate sales effort in franchise history in 2014-15. Amongst these records are the largest increase in attendance in the NBA over the five-year period, the most new sales and season tickets sold in the league in two of the last five years, and the largest group ticket sales effort in team history last season, ranking second overall in the NBA.

Martins was instrumental in helping to secure the new state-of-the-art Amway Center in Orlando. The Amway Center is part of a public community venues program that also includes a new Performing Arts Center and a renovation of the Citrus Bowl Stadium. The new Amway Center opened in October 2010. The facility was named a finalist for the *SportsBusiness Journal's* Sports Facility of the Year Award for two consecutive years, and captured the award in 2012. Additionally, the Magic also contributed \$20 million toward and constructed five community recreation centers throughout Orange County, Florida, as part of its commitment to build the new Amway Center. The Amway Center was honored in 2013 with the Customer Experience Award during TheStadiumBusiness Awards presentation held in association with TheStadiumBusiness Summit in Manchester, England.

Over the last eight years at the annual NBA Sales and Marketing Meetings, the Magic organization was awarded the "New Full Season Ticket Award" twice for being No. 1 in the NBA in new full season tickets sold, a "90 Percent Renewal Award" for being just one of five teams to achieve a 90 percent or higher season ticket renewal rate in 2007, a "Sponsorship Account Performance Award" for the extraordinary number of accounts secured by the corporate partnerships department and the "Retailer of the Year Award" for the team's retail sales performance. Martins is a member of the NBA's Team Media Advisory Committee.

Martins originally joined the Magic as director of publicity/media relations in April 1989. In September of 1996, he was promoted to senior director of communications. He also previously served as the Chairman of the Board of the Magic Action Team Community Fund. The Magic Action Team Fund developed into the Orlando Magic Youth Fund, which has distributed nearly \$18 million to local nonprofit organizations during the last 23 years, including \$1 million this season. Additionally, Martins served on the developmental board of the DeVos Sport Business Management Program at the University of Central Florida. The program has been funded through a \$9 million endowment by Rich and Helen DeVos and awards dual Masters degrees in Sport Management and Business Administration.

Martins also has served as the senior vice president of marketing and branding for the NBA's New Orleans Hornets, vice president of communications and public affairs with the NFL's Cleveland Browns and vice president of sports ventures with the Tavistock Group. At Tavistock, Martins served as tournament director of The Tavistock Cup, a PGA Tour-sanctioned event.

Martins started his career as a student assistant in the Villanova sports information department, assisted in the Philadelphia 76ers public relations department and was also the assistant sports information director at Georgetown University (1988-89).



# BASKETBALL OPERATIONS

Martins currently serves as a trustee on the board of the University of Central Florida. He is also past chairman of the Metro Orlando Economic Development Commission and The Central Florida Partnership, as well as past chairman of the Orlando Community Construction Corporation, the entity responsible for the construction of the Dr. Phillips Center for the Performing Arts. Martins also has served on the board of directors of the Orlando/Orange County Convention & Visitors Bureau, the Central Florida Commission on Homeless. He currently serves on the executive committee of the Dr. Phillips Performing Arts Center, the Central Florida board of directors for Seaside National Bank & Trust, and on the Governor's Council of the EDC.

In April of 2015, Martins received the James B. Greene Economic Development Award, which is the highest honor bestowed by the Orlando Economic Development Commission, and recognizes an individual whose work has contributed substantially to the economic prosperity of the region. In 2013, he was awarded the 2013 Charles Andrews Memorial Hospitality Award for Community Leadership by the Central Florida Hotel and Lodging Association. The award is CFHLA's highest honor recognizing an individual's achievements and contributions to the Central Florida hospitality industry as well as the community at large.

Martins earned his MBA from the University of Central Florida where he is a member of the College of Business Administration's Hall of Fame. He also serves on the Dean's Executive Council for the College of Business Administration at UCF, and was honored with the opportunity to serve as Commencement Speaker at UCF in August of 2008 and serves on the UCF Board of Trustees.

A native of Kearny, New Jersey, Martins earned a Bachelor of Science degree in business administration from Villanova, where he graduated from in 1986. He resides in Orlando, Fla., with his wife, Juliet, and daughters, Sophia (11) and Gabrielle (9).



To be World Champions on and off the court,  
delivering legendary moments every step of the way.

## MOST SEASONS WITH A .500 RECORD OR BETTER SINCE 1992-93 (LAST 23 SEASONS)

Team	Seasons at .500 or Better
San Antonio Spurs	22
Houston Rockets	20
Utah Jazz	19
Los Angeles Lakers	18
Portland Trail Blazers	18
Miami Heat	17
Oklahoma City Thunder	17
Phoenix Suns	17
<b>ORLANDO MAGIC</b>	<b>16</b>
Chicago, Indiana	16

## MOST SEASONS MAKING THE PLAYOFFS SINCE 1993-94 (LAST 22 SEASONS)

Team	Playoff Appearances
San Antonio Spurs	21
Los Angeles Lakers	18
Miami Heat	17
Indiana Pacers	16
Chicago Bulls	15
Portland Trail Blazers	15
Utah Jazz	15
<b>ORLANDO MAGIC</b>	<b>14</b>
Atlanta, Dallas, Houston, Phoenix	14

## BASKETBALL OPERATIONS



**ROB HENNIGAN**  
General Manager

Rob Hennigan was named general manager of the Orlando Magic on June 20, 2012. He is responsible for overseeing all aspects of the team's basketball operations, including day-to-day business, roster management and development, player acquisitions, salary cap management, analytical systems, and process development throughout the department.

Hennigan spent four seasons (2008-12) with Oklahoma City, including his last two seasons as the Thunder's assistant general manager/player personnel. Hennigan spent his first two seasons with the Thunder as the team's director of college/international player personnel.

Hennigan's responsibilities included overseeing the Thunder's professional, college and international scouting departments, as well as assisting with all player personnel matters and day-to-day management of basketball operations.

During Hennigan's tenure, Oklahoma City compiled a 175-137 (.561) regular season record. The Thunder won 50-or-more games twice, reached the Western Conference Finals twice and advanced to the 2012 NBA Finals.

Prior to joining the Thunder, Hennigan spent four seasons with the San Antonio Spurs. He was named director of basketball operations in September of 2007. Hennigan began as an intern during the 2004-05 season and was later named the team's basketball operations assistant during the summer of 2005. The Spurs won the NBA World Championship in 2004-05 and 2006-07.

A native of Worcester, Mass., Hennigan graduated with a degree in broadcast journalism from Emerson College in 2004. He was named a Division III All-American and an Academic All-American as a senior and was the Great Northeast Athletic Conference Player of the Year for three consecutive seasons. Hennigan finished his career as the school's all-time leading scorer.

Hennigan currently serves on the board for the Orlando Magic Youth Foundation.

He and his wife, Marissa, reside in Orlando, Fla.



**SCOTT PERRY**  
Vice President/Assistant General Manager

Scott Perry was named vice president/assistant general manager of the Orlando Magic on June 29, 2012. He came to Orlando after serving as vice president of basketball operations for four years with the Detroit Pistons (2008-12).

Perry is responsible for overseeing day-to-day operations of the Magic's basketball operations department, handling player personnel matters, and assisting in roster management and development.

Perry's professional career began during the summer of 2000, joining the Pistons as a college scout. He was then promoted to director of player personnel in June of 2002, a position he held for five years. During his stay in Detroit, the Pistons reached the Eastern Conference Finals six consecutive times (2003-08), made two straight trips to the NBA Finals (2004-05) and captured the NBA World Championship in 2004. In 2007-08, Perry served as assistant general manager for the Seattle SuperSonics, who drafted Kevin Durant second overall in 2007. He then returned to Detroit as vice president of basketball operations in 2008 and spent four seasons in that role.

Prior to joining the Pistons, Perry spent three seasons as head coach at Eastern Kentucky University from 1997-2000. He also spent nine seasons as an assistant coach with the University of Michigan, University of California and Detroit Mercy.

Perry graduated from Wayne State in 1986 with a bachelor's degree in marketing. He was a captain and all-conference basketball player his senior year. Recruited to play at the University of Oregon by former NBA coach Jim O'Brien and former NBA executive Stu Jackson, Perry spent his freshman year with the Ducks prior to transferring.

Perry and his wife, Kim, have one daughter, Chelsea (21). His father, Lowell, was the first black assistant coach in the NFL, hired by the Pittsburgh Steelers in 1957.

## BASKETBALL OPERATIONS



**MATT LLOYD**  
Assistant General Manager

Matt Lloyd was named assistant general manager of the Orlando Magic on June 29, 2012. He came to Orlando after working with the Chicago Bulls for 13 seasons, his last five as the team's director of college scouting.

Lloyd is responsible for overseeing the Magic's professional, college and international scouting departments, as well as assisting with roster management and development.

As director of college scouting for Chicago, Lloyd oversaw the scouting and information compilation of prospects for the NBA Draft, along with statistical analysis of pro and amateur players. He implemented and maintained a database which organized scouting information.

Lloyd began with the Bulls in 1994 as a game-day and special projects employee in the video room. He joined the team full-time in 1999 and was the team's media services coordinator for four seasons. Lloyd then joined the basketball operations department in 2003, and served as senior manager of basketball operations/scout for four seasons.

In addition, Lloyd also worked as a game-day employee with the Chicago White Sox in their video department for five years.

Prior to joining the Bulls full-time, Lloyd spent one year (1998-99) as the assistant director of information services for Conference USA, and a year-and-a-half (1997-98) as director of media services for the Arena Football League. He also completed an internship at ESPN during his senior year of college.

Lloyd comes to Orlando with his wife, Cortney.



**SCOTT SKILES**  
Head Coach

Scott Skiles became the 12th head coach in Orlando Magic history on May 29, 2015.

Skiles, 51, has an overall NBA regular season record of 443-433 (.506) as head coach with Phoenix, Chicago and Milwaukee. During his 13 seasons as a head coach, his teams have reached the NBA Playoffs six times.

Skiles' coaching career began in 1996-97 when he served as head coach of PAOK in Greece. He was hired as an assistant coach with the Phoenix Suns in 1997 and served in that capacity for two-plus seasons, before taking over for Danny Ainge 20 games into the 1999-2000 campaign. Skiles guided the Suns to a 40-22 mark the remainder of the season and his team went on to upset the defending NBA Champion San Antonio Spurs during the first round of the 2000 NBA Playoffs. In 2000-01, he guided the Suns to a 51-31 record and again reached the postseason.

On November 28, 2003, Skiles was hired as head coach of the Chicago Bulls, inheriting a 4-12 team. Following that, he went on to guide the Bulls to three consecutive .500-or-better seasons (an average of 45.7 wins per season) and three straight playoff appearances, which ended a six-year postseason drought for Chicago. The Bulls won 49 games in 2006-07, their most since 1997-98, and swept the defending NBA Champion Miami Heat, 4-0, during the first round of the 2007 NBA Playoffs.

On April 21, 2008, Skiles was named head coach of the Milwaukee Bucks. In 2008-09, he led the Bucks to an eight-game improvement, then in 2009-10, Milwaukee improved by 12 games, posting a 46-36 mark and earned a playoff berth.

As a player, Skiles appeared in 600 career NBA games (371 starts) during ten seasons with Milwaukee, Indiana, Orlando, Washington and Philadelphia, averaging 11.1 ppg., 6.5 apg. and 2.5 rpg. in 28.0 minpg. He also shot .889 (1,548-1,741) from the free throw line during his career, which ranks as the eighth-best in NBA history. Skiles was originally selected by Milwaukee in the first round (22nd overall) of the 1986 NBA Draft.

## BASKETBALL OPERATIONS

Skiles was an original member of the Magic and played in 384 games (285 starts) during five seasons with Orlando from 1989-94. He averaged 12.9 ppg., 7.2 apg. and 2.9 rpg. in 31.1 minpg., while shooting .380 (384-1,010) from three-point range and .892 (1,176-1,319) from the free throw line with the Magic. On December 30, 1990 vs. Denver, Skiles set a team-record and NBA single-game record when he dished out 30 assists. His record still stands to this day. He was named the NBA's Most Improved Player following the 1990-91 campaign, when he averaged a career-high 17.2 ppg. and 8.4 apg. Skiles still ranks among the Magic's all-time leaders in assists (second, 2,776), free throws made (seventh, 1,176), free throws attempted (eighth, 1,319), minutes played (ninth, 11,940), three-pointers made (tenth, 384) and points scored (tenth, 4,996).

Skiles was an All-American at Michigan State University under legendary coach Jud Heathcote. He left as MSU's all-time leading scorer when he graduated in 1986 (2,145 points, currently ranked 3rd), has had his No. 4 jersey retired, and was inducted into the MSU Athletics Hall of Fame in September of 2007.

A native of Plymouth, Ind., Skiles was inducted into the Indiana Basketball Hall of Fame on March 25, 2009, and had his No. 22 jersey retired at Plymouth High School (Indiana) in 1992. As a senior (1981-82), he scored 39 points in the state finals to lead Plymouth to the 1982 Indiana State Championship. Skiles is married to his wife, Kim. He has two sons, Scott and Sean, and one daughter, Shelby.

### SCOTT SKILES NBA COACHING RECORD

YEAR	TEAM	REGULAR SEASON			FINISH	PLAYOFFS		
		W	L	PCT.		W	L	PCT.
99-00	Phoenix	40	22	.645	3rd/Pacific	4	5	.444
00-01	Phoenix	51	31	.622	3rd/Pacific	1	3	.250
01-02	Phoenix	25	26	.490	---	---	---	---
03-04	Chicago	19	47	.288	8th/Central	---	---	---
04-05	Chicago	47	35	.573	2nd/Central	2	4	.333
05-06	Chicago	41	41	.500	4th/Central	2	4	.333
06-07	Chicago	49	33	.598	3rd/Central	6	4	.600
07-08	Chicago	9	16	.360	---	---	---	---
08-09	Milwaukee	34	48	.415	5th/Central	---	---	---
09-10	Milwaukee	46	36	.561	2nd/Central	3	4	.429
10-11	Milwaukee	35	47	.427	3rd/Central	---	---	---
11-12	Milwaukee	31	35	.470	3rd/Central	---	---	---
12-13	Milwaukee	16	16	.500	---	---	---	---
<b>TOTALS</b>	<b>(13 SEASONS)</b>	<b>443</b>	<b>433</b>	<b>.506</b>	<b>PLAYOFF TOTALS</b>	<b>18</b>	<b>24</b>	<b>.429</b>

### SCOTT SKILES NBA REGULAR SEASON RECORD

YEAR/TEAM	G-GS-MIN	FGM-FGA (PCT.)	3FGM-3FGA (PCT.)	FTM-FTA (PCT.)	REBOUNDS			STL-BLK	PTS-AVG	
					OFF-DEF-TOT	AST	PF-DQ			
86-87/MIL	13-0-205	18-62 (.290)	3-14 (.214)	10-12 (.833)	6-20-26	45	18-0	21	5-1	49-3.8
87-88/IND	51-2-760	86-209 (.411)	6-20 (.300)	45-54 (.833)	11-55-66	180	97-0	76	22-3	223-4.4
88-89/IND	80-13-1571	198-442 (.448)	20-75 (.267)	130-144 (.903)	21-128-149	390	151-1	177	64-2	546-6.8
89-90/ORL	70-32-1460	190-464 (.409)	52-132 (.394)	104-119 (.874)	23-136-159	334	126-0	90	36-4	536-7.7
90-91/ORL	79-66-2714	462-1039 (.445)	93-228 (.408)	340-377 (.902)	57-213-270	660	192-2	252	89-4	1357-17.2
91-92/ORL	75-63-2377	359-868 (.414)	91-250 (.364)	248-277 (.895)	36-166-202	544	188-0	233	74-5	1057-14.1
92-93/ORL	78-78-3086	416-891 (.467)	80-235 (.340)	289-324 (.892)	52-238-290	735	244-4	267	86-2	1201-15.4
93-94/ORL	82-46-2303	276-644 (.429)	68-165 (.412)	195-222 (.878)	42-147-189	503	171-1	193	47-2	815-9.9
94-95/WAS	62-62-2077	265-583 (.455)	96-228 (.421)	179-202 (.886)	26-133-159	452	135-2	172	70-6	805-13.0
95-96/PHI	10-9-236	20-57 (.351)	15-34 (.441)	8-10 (.800)	1-15-16	38	21-0	16	7-0	63-6.3
<b>TOTALS</b>	<b>600-371-16789</b>	<b>2290-5259 (.435)</b>	<b>524-1381 (.379)</b>	<b>1548-1741 (.889)</b>	<b>275-1251-1526</b>	<b>3881</b>	<b>1343-10</b>	<b>1497</b>	<b>500-29</b>	<b>6652-11.1</b>

## BASKETBALL OPERATIONS



### ADRIAN GRIFFIN

#### Assistant Coach

Adrian Griffin begins his first season as assistant coach with the Orlando Magic.

Griffin has spent the previous five seasons (2010-15) as an assistant coach with Chicago. During the summer of 2014, he worked with the USA Basketball Men's National Team that captured the gold medal at the FIBA Basketball World Cup. Prior to joining the Bulls, he served as assistant coach/player development for two seasons (2008-10) with Milwaukee under Scott Skiles.

As a player, Griffin appeared in 477 career NBA games (179 starts) during nine seasons with Boston, Dallas, Houston, Chicago and Seattle, averaging 4.0 ppg., 3.2 rpg. and 1.4 apg. in 16.8 minpg. He also played in 48 career playoff outings, averaging 3.4 ppg. and 3.0 rpg. in 13.2 minpg. and helped Dallas reach the 2006 NBA Finals. Griffin also played one season in Italy and three seasons with Connecticut of the CBA. In 1998-99, he was named CBA Most Valuable Player and also earned CBA Finals MVP, leading Connecticut to the league championship.

Born on July 4, 1974 and a native of Wichita, Kansas, Griffin was a three-year starter at Seton Hall University. He has two daughters, Vanessa and Aubrey, and two sons, Alan and Adrian, Jr.



### MONTE MATHIS

#### Assistant Coach

Monte Mathis begins his first season as assistant coach with the Orlando Magic.

Mathis has spent the previous five seasons (2010-15) as an assistant coach with the Dallas Mavericks, winning an NBA Championship in 2011. The last four seasons, Mathis served as the Mavericks' defensive coordinator, responsible for preparing defensive game plans and coordinating scouting reports on upcoming opponents. Prior to that, he spent one season as a player development coach and also served as head video coordinator/scout with Dallas for the previous four

seasons (2006-10). Mathis was head coach of Dallas' summer league team since 2009.

Prior to joining the Mavericks, Mathis spent 11 years coaching in the collegiate ranks. He came to Dallas after serving as an assistant coach at Xavier (Ohio) University. Before that, Mathis spent four seasons as an assistant coach with Ohio State University (2000-04), helping them win the Big Ten title in 2002. Prior to joining the Buckeyes, Mathis was an assistant coach for four seasons at the University of Toledo. During his tenure, he helped the Rockets to their first postseason appearance in 20 years. He also served as an assistant coach at the University of South Alabama (1995-96) and as a graduate assistant at McNeese State (1994-95). Mathis began his coaching career as an assistant coach at Woodward High School in Cincinnati.

Mathis played for Larry Brown at the University of Kansas before transferring to Toledo, where he was a two-year letter winner in baseball and basketball. After graduating from Toledo in 1991 with a bachelor of arts degree in communications, Mathis played and coached in the Atlanta Braves and Chicago White Sox farm systems for two years. His father, Mike Mathis, was an NBA referee for 25 years, while his brothers, Mick, Marty and Brian, all played college football (Middle Tenn. St., Minnesota and Penn State), with Brian making it to the NFL for four seasons.

Born on June 2, 1967 and a native of Cincinnati, Ohio, he and his wife, Ayrica, have a daughter, Ava (10) and a son, Mason (7).

## BASKETBALL OPERATIONS



**MARIO ELIE**  
Assistant Coach

Mario Elie begins his first season as assistant coach with the Orlando Magic.

Elie has spent nine seasons as an assistant coach in the NBA, most recently with Brooklyn for two seasons (2011-13). Before joining the Nets, he spent two seasons as an assistant coach with Sacramento (2009-11). Elie also served as an assistant coach with Dallas (2007-09), Golden State (2004-06) and San Antonio (2003-04).

Originally selected in the seventh round (160th overall) of the 1985 NBA Draft by Milwaukee, Elie played professionally in Portugal, Argentina, Ireland, the USBL, the WBL and the CBA, before making his NBA debut with Philadelphia in December 1990. After finally breaking through, he enjoyed a successful 11-year career in the NBA. Elie played in 732 career regular season NBA games (395 starts) with Philadelphia, Golden State, Portland, Houston, San Antonio and Phoenix, averaging 8.6 ppg., 2.8 rpg. and 2.6 apg. in 25.5 minpg., while shooting .365 (574-1,572) from three-point range. He also appeared in 116 career playoff outings (57 starts), averaging 8.5 ppg., 2.9 rpg. and 2.3 apg. in 26.3 minpg., while shooting .367 (90-245) from three-point range.

Elie won three NBA Championships during his career, two with Houston (1993-94, 1994-95) and one with San Antonio (1998-99). During Game #7 of the 1995 Western Conference Semifinals at Phoenix, he hit a memorable, go-ahead three-pointer with 7.1 seconds left, helping the Rockets overcome a 3-1 series deficit to defeat the Suns. Elie started all four games of the 1995 NBA Finals against Orlando, averaging 16.3 ppg., 4.3 rpg., 3.3 apg. and 2.00 stlpg. in 40.3 minpg. In 1998, he was named to the Rockets "30-Year Team" as one of the top ten players in club history.

Born on November 26, 1963 and a native of New York City, Elie played collegiately at American International College, a Division II school located in Springfield, Massachusetts. He earned a degree in human relations, speaks Spanish, Portuguese and French. Elie also worked as a pre- and postgame host for the Rockets' FOX Sports Net telecasts during the 1996-97 campaign. He and his wife, Gina Gaston, are the parents of triplets – sons Gaston and Glenn, and daughter Lauren. Gina is the lead news anchor for KTRK-TV in Houston and has also worked as a national correspondent for MSNBC.



**CONNER HENRY**  
Assistant Coach

Conner Henry begins his first season as assistant coach with the Orlando Magic.

Henry spent the last two seasons (2013-15) as head coach of the Fort Wayne Mad Ants of the NBA Development League, compiling a regular season record of 62-38 (.620). During his first year with the Mad Ants (2013-14), he guided them to a league-best 34-16 regular season record and was named the Dennis Johnson Coach of the Year. Fort Wayne would proceed to sweep through the postseason and capture the 2013-14 NBA D-League Championship. Last season (2014-15), the

Mad Ants returned to the D-League Finals, but fell to Santa Cruz.

Prior to joining Fort Wayne, Henry served as an assistant coach for the Los Angeles D-Fenders of the NBA Development League for two seasons (2011-13). He spent four years in the Australian Basketball League, serving as an assistant coach for the Perth Wildcats (2006-08), before becoming head coach in 2008-09. Henry then joined the Sydney Kings in 2010-11 as an assistant coach.

Originally selected in the fourth round (89th overall) of the 1986 NBA Draft by Houston, Henry played in 93 career regular season NBA games with Houston, Boston, Milwaukee and Sacramento, averaging 3.3 ppg. and 1.1 apg. in 8.1 minpg. He went on to play with Rapid City and Yakima of the CBA, where he enjoyed tremendous success. Henry was named CBA All-Star Game MVP in both 1990 and 1992. He also played professionally in Italy, Spain, France and Greece.

Born on July 21, 1963 and a native of Claremont, California, Henry played collegiately at the University of California, Santa Barbara, where he scored 1,236 during his four-year career.

## BASKETBALL OPERATIONS



**LARON PROFIT**  
Assistant Coach/Player Development

Laron Profit begins his fourth season as assistant coach/player development with the Orlando Magic.

Profit played in 135 regular season games during his four-year NBA career with Washington and the L.A. Lakers (1999-2001, 2004-06), averaging 3.3 ppg., 1.5 rpg. and 1.2 apg. in 11.4 minpg. He was originally selected in the second round (38th overall) of the 1999 NBA Draft by Orlando, but was traded to Washington prior to the 1999-2000 season for a conditional second round draft pick and never played for the Magic. Profit also played internationally in Italy, China, Turkey, Puerto Rico and Argentina.

Profit played four seasons at the University of Maryland from 1995-99. In 125 career games, he averaged 12.6 ppg., 4.6 rpg. and 2.3 apg. for the Terrapins. Profit was a two-time All-America honorable mention and three-time All-ACC Third Team selection. He scored 1,566 points and pulled down 572 rebounds during his collegiate career and was one of only eight players in school history with at least 1,500 points and 500 rebounds. During his senior season (1998-99), Profit averaged 14.5 ppg. and 4.8 rpg., leading Maryland to the NCAA Sweet 16.



**JAY HERNANDEZ**  
Assistant Coach/Player Development

Jay Hernandez enters his second season as assistant coach/player development with the Orlando Magic. He is responsible for on-court skill development, as well as video analysis of individual performance for Magic players.

Hernandez also established Pro Hoops, Inc. in 2004, a basketball training service based in New York for teams and individuals seeking to improve their on court performance. From 2011 to 2014 Jay was in charge of pre-draft training that prepared 14 overall draftees, including 7 lottery picks.

Hernandez played one season at the University of New Hampshire (1996-97) and three seasons at Hofstra University (1998-2001). He helped Hofstra to a berth in the NIT in 1999, then back-to-back NCAA Tournament appearances in 2000 and 2001 as team captain. Hernandez went on to play professionally in Puerto Rico for three seasons.

Hernandez has a dual MBA in both marketing and management from Hofstra. He and his wife, Allison, have three children, McKayla (17), Michael (12) and Morgan (10). McKayla recently earned a basketball scholarship to Binghamton University.

## BASKETBALL OPERATIONS



### **MICHAEL ARCIERI** **Director of Basketball Administration**

Michael Arcieri begins his fourth season as director of basketball administration for the Orlando Magic. He supports General Manager Rob Hennigan and the front office in various capacities, including compliance with the NBA's Collective Bargaining Agreement, assisting in player contract negotiations, salary cap management and budget oversight.

Arcieri's prior experience includes regional and international scouting with the New Jersey Nets and New York Knicks, as well as scouting and legal work with the Texas Legends of the NBA Development League.

Arcieri also has a background in community service and program development, helping to found and direct the Franciscan Community Center, a non-profit organization providing programs and services to New York City's upper west side. As an attorney, he spent five years in the litigation department of Paul, Weiss, Rifkind, Wharton & Garrison (NYC).

Arcieri was raised in Whitestone (Queens), N.Y. and Ridgewood, N.J. and is a graduate of Bergen Catholic HS (1982), Wesleyan University (1986) and Brooklyn Law School (2004). His father, Dr. George Arcieri, a native of Astoria (LIC), N.Y., is a former Director of Antibiotic Clinical Research for both Schering Laboratories and Bayer Pharmaceuticals. His mother, Elena, a Bologna, Italy native, is a dedicated homemaker and volunteer coordinator at Our Lady of Mt. Carmel RC Church in Ridgewood. Arcieri is the oldest of six siblings and has nine nieces and nephews.



### **GEORGE RODMAN** **Basketball Operations Manager**

George Rodman starts his fourth season as basketball operations manager for the Orlando Magic. He works closely with the coaches and front office staff to develop and integrate the team's analytical systems, along with advancing the team's usage of basketball technology.

Rodman spent the previous four seasons (2008-12) with the San Antonio Spurs, starting as an intern in 2008-09. He most recently served as the Spurs' basketball statistical analyst, where he was responsible for the day-to-day analytical needs of the coaching and front office staff, advancing the team's scouting database, as well as aiding with CBA research. San Antonio won 50-plus games in each of his four seasons and advanced to the Western Conference Finals in 2012.

Prior to joining the Spurs, Rodman worked as a marketing assistant with EA Sports at their Tiburon studio in Orlando in 2007. He was also a basketball operations intern with the Charlotte Bobcats during the 2006-07 season.

A native of Austin, Tex., Rodman served as a student manager for the University of Texas men's basketball team from 2004-06. The Longhorns advanced to the Elite Eight in 2006, before falling to LSU in the regional final. He graduated from the University of Texas in 2006 with a degree in sports management.



### **HAROLD ELLIS** **Director of Pro Scouting**

Harold Ellis begins his fourth season as director of pro scouting for the Orlando Magic. He spent the previous three seasons (2009-12) as a scout for the Detroit Pistons, with an emphasis on pro player personnel. Ellis also served as an assistant coach for the Pistons during the 2008-09 campaign.

Prior to joining Detroit, Ellis spent six seasons as a minor league coordinator/scout with the Atlanta Hawks. In 2006, he coached the Rome (GA) Gladiators of the World Basketball Association (WBA) to their second consecutive league title. Ellis

## BASKETBALL OPERATIONS

earned Coach of the Year honors in the process for the second straight time and led the club to a 42-6 mark during that span. He was also the team's general manager and was named by ProBasketballNews.com as the second-best coaching talent in the minors. He served as an assistant coach in 2001-02 on the inaugural staff of the NBA Development League's Roanoke Dazzle, before his tenure with Atlanta. Additionally, Ellis has spent time coaching with Rockford (CBA) and Las Vegas (IBL).

A former pro player in four leagues (the NBA, Continental Basketball Association, U.S. Basketball League and Greece), Ellis averaged 5.8 ppg. in three NBA seasons with the L.A. Clippers and Denver Nuggets.

A 1992 graduate of Morehouse College, Ellis was an outstanding NCAA Division II player who led the Maroon Tigers in scoring each of his four seasons (1988-92). He became only the fifth player from a historically black college or university (HBCU) to have his uniform number retired (#30). During his four-year career, Morehouse had a 90-30 record. Ellis was inducted into the Southern Intercollegiate Athletic Conference Hall of Fame in March of 2014.

Ellis, the son of educators, has a Master's degree in sports management and administration from the U.S. Sports Academy in Daphne, Ala. and is pursuing a Ph.D. in sports psychology at the San Diego University for Integrative Studies. He served as Director of College Counselors at the Adidas Basketball Experience in 2007 and spent four summers participating in the NBA's Basketball Without Borders Africa tour.



### **GORDON CHIESA** **Special Consultant to the General Manager**

Gordon Chiesa joined the Orlando Magic in August 2012 and serves as special consultant to the general manager. Prior to joining the Magic, Chiesa was a consultant for the NBA Development League for two seasons (2010-12).

Chiesa is best known in NBA circles from his time as an assistant coach with the Utah Jazz, a position he held for 16 seasons from 1989-90 to 2004-05. During his tenure, he helped guide Utah to a pair of Western Conference crowns, three Midwest Division championships, a regular season record of 809-471 (.632) and 14 consecutive postseason appearances, including 149 playoff games. Chiesa has also been an assistant coach with New Jersey, Seattle and Memphis, and was the Grizzlies' director of pro scouting. During his coaching career, Chiesa served as an assistant coach for two Hall of Fame coaches - Jerry Sloan and Rick Pitino.

Chiesa's career began on the collegiate level as the athletic director and head basketball coach at his alma mater of St. Thomas Aquinas in Sparkill, N.Y. At St. Thomas Aquinas, he guided the Spartans to three 20-win seasons and several postseason tournaments.

Following his tenure at St. Thomas Aquinas, Chiesa served as an assistant coach at Dartmouth from 1979-81. He then accepted the head coaching position at Manhattan College, where he coached from 1981-85 and was named the Metro Athletic Conference Coach of the Year in 1983. Chiesa joined Rick Pitino's staff at Providence as an assistant coach from 1985-87, before becoming head coach for the 1987-88 season.

Chiesa is one of a select few assistant coaches to serve in both the NBA Finals (1997 and 1998) and the NCAA Final Four (1987).

As a college student, Chiesa played point guard and left St. Thomas Aquinas as the school's all-time leader in career assists (448) and assists average (8.1 apg). He led the Spartans to a 21-6 record and a postseason bid his senior year.

A native of Union City, N.J., Chiesa was inducted into the Hudson County, New Jersey Sports Hall of Fame in January of 2001 for his achievements as a college and professional basketball coach. He was also inducted into the New England Basketball Hall of Fame in September of 2009.

Chiesa and his wife, Nancy, have two sons, Matthew (29) and Craig (25).



## **KEON WEISE** Head Athletic Trainer

Keon Weise enters his sixth season as the head athletic trainer for the Orlando Magic. Weise began his career with the Magic as an athletic training intern during the 2002-03 season.

Weise is responsible for all aspects of comprehensive medical and performance care of the Magic players, including assessment, injury prevention, rehabilitation and recovery. Prior to being promoted to this position, he served as the team's performance enhancement specialist/assistant athletic trainer for seven seasons.

Before joining the Magic, Weise attended graduate school at Temple University, where he received a master's degree in sports medicine/athletic training. While at Temple, he also worked as a graduate assistant athletic trainer for the university. As an undergraduate student at the University of Maryland, Weise earned a bachelor's degree in kinesiology, while working as a student athletic trainer. He worked primarily with the Terps football, men's basketball, and men's and women's track teams.

Weise is a certified member of the National Athletic Trainers' Association (NATA) and the Athletic Trainers' Association of Florida (ATAF), along with being a performance enhancement specialist and corrective exercise specialist through the National Academy of Sports Medicine (NASM). He has a proactive approach to training, having developed a comprehensive assessment protocol that the Magic's sports medicine staff uses to create individualized injury prevention programs for each player.

A sought after speaker, Weise frequently lectures about injury prevention and management. He was a presenter at the Cutting Edge Concepts in Orthopaedics & Sports Medicine Seminar in Orlando. Weise was also the keynote speaker at the Dynamic Performance Clinic in Taipei, Taiwan.

In 2009, Weise had the opportunity to travel to St. Vincent & the Grenadines to lead sports medicine training sessions for local physical education teachers and coaches. During the offseason, Weise serves as an athletic trainer for the Jamaican Men's National Basketball Team. In 2012, he was trainer for the Eastern Conference at the NBA All-Star Game. This past offseason, Weise was selected to travel to Johannesburg, South Africa and serve as athletic trainer for Team World in the 2015 NBA Africa Game.

A native of Philadelphia, Pa., Weise is an avid fan of the Eagles and enjoys traveling to games. In his spare time, he enjoys kayaking and playing golf. He and his wife, Mackenzie, reside in College Park, Fla. with their son, Kanon (2).



## **BILL BURGOS** Head Strength and Conditioning Coach

Bill Burgos begins his third season as head strength and conditioning coach for the Orlando Magic. He served as the strength and conditioning coach for the New York Knicks for the previous two seasons (2011-13) and spent two seasons on the Magic's strength and conditioning staff from 2009-11.

Burgos will oversee all physical aspects of the development of the players, with his programs focusing on power and speed development. In addition to strength and conditioning, Burgos monitors the player's nutrition and recovery programs, allowing them to maximize their performance while maintaining year-round health. A certified strength and conditioning specialist through the National Strength and Conditioning Organization and a certified Registered Strength and Conditioning Coach, Burgos works with players year-round, visiting individual players during summer months and supervising their annual programs. He also serves as president of the National Basketball Strength and Conditioning Association.

Prior to his career in the NBA, Burgos served as assistant strength and conditioning coach for Hickory in the Class A South Atlantic League in 2008. In 2009, he was strength and conditioning coach for the Pittsburgh Pirates minor league organization based in Bradenton, Fla.

Burgos graduated from Austin Peay State University with a degree in exercise science in 2006. The following year (2007), he then earned his master's degree in exercise science. Burgos also received a second master's degree in human movement from A.T. Still University.

Burgos served a total of 13 years in the Army and Air Force. From 1994-98, Burgos served as a law enforcement officer in the Air Force. He spent the next four years (1998-2001) in the Air Force Reserves as an emergency medical technician. From 2001-04, Burgos was on Army active duty as a petroleum specialist with two deployments – to Afghanistan in 2002 and to Iraq in 2003. He then returned to the Air Force Reserves from 2004-07 as a medical technician.

A self-described "Army Brat," Burgos was born in Weisbaden, West Germany. He and his wife, Noemi, reside in Lake Nona, Fla. with their daughter, Cynthia (19) and twins, Jesus and Joel (15). He also has a daughter, Atia (24).



## **RON WEATHERS** Physical Therapist/Assistant Athletic Trainer

Dr. Ron Weathers begins his third season as physical therapist/assistant athletic trainer for the Orlando Magic. He provides all aspects of injury prevention and physical therapy services for the players. In addition to providing rehabilitation services, Weathers monitors injury trends, and focuses on injury prevention through functional movement assessment, manual therapy, and corrective exercise prescription.

Prior to joining the Magic, Weathers spent two years (2011-13) as the sports rehabilitation specialist/assistant athletic trainer for Duke University. In his role, he was responsible for providing physical therapy and athletic training services for the 17 Olympic sport teams. During his time at Duke, he worked closely with the men's lacrosse team, which made two Final Four appearances and won the NCAA National Championship in 2013.

Weathers is a board certified clinical specialist in sports physical therapy through the American Board of Physical Therapy Specialist. He completed his sports physical therapy fellowship at Duke University in 2009, and earned his doctor of physical therapy degree at Temple University in 2008. While working as a student athletic trainer at Temple, Weathers earned his bachelor's degree in kinesiology-athletic training.

Weathers is a member of the American Physical Therapy Association and the National Athletic Training Association. He is also a proud member of Omega Psi Phi Fraternity, Inc.

Weathers commonly participates as a speaker for professional organizations, doctor of physical therapy programs, and in the community. He has also acted as a clinical instructor for athletic training and doctor of physical therapy students, and served as a mentor with Big Brother Big Sister of North Carolina.

A self-proclaimed "army brat," Weathers was born on a U.S. Army base in Nuremberg, Germany. An avid Carolina Panthers fan, he and his wife, Stella, live in Orlando, Fla. with their dog, Langston (dachshund-terrier mix).

## BASKETBALL OPERATIONS



Marti Artigas  
International Scout



David Bencs  
Basketball Analytics  
Manager



Daniel Erickson  
Assistant Strength &  
Conditioning Coach



John Halas  
Scouting Coordinator



Matt Hill  
Manager of Advanced  
Scouting/Player Development



Kent Hoffman, M.D.  
Team Physician



Brad Jones  
Video Analyst/Personnel



Prosper Karangwa  
Scout



Sam Krosnick  
Video Analyst/  
Opposition



Shawn McCullion  
Scout



James McGriff  
Head of Team Security/  
Player Development



Stephen Mervis  
Special Assistant  
to the GM



Craig Mintzer, M.D.  
Team Physician



Steve Outlaw  
Assistant Athletic  
Trainer



Anthony Parker  
Scout



Rodney Powell  
Equipment Manager/  
Traveling Secretary



Cory Vejraska  
Video Analyst/  
Opposition




Anthony Wade  
Special Assistant to the  
Head Coach



Jonathan Whitkin  
Advanced Scout

# TEAM



# DEWAYNE DEDMON

# 3



**POSITION** .....Center  
**HEIGHT** .....7-0  
**WEIGHT** .....245  
**YEARS PRO** .....2  
**COLLEGE** .....USC  
**HIGH SCHOOL**.....Lancaster  
(Lancaster, CA)  
**BIRTHDATE**.....8-12-89  
**DRAFTED** .....Not drafted by an  
NBA franchise.  
**ACQUIRED** .....Signed as a  
free agent to a  
10-day contract  
on February 25,  
2014.

## DEWAYNE DEDMON CAREER HIGHS

	CAREER HIGH	2014-15 SEASON HIGH	CAREER PLAYOFF HIGH
<b>POINTS:</b>	11 vs. Boston, 3-8-15	11 vs. Boston, 3-8-15	N/A
<b>REBOUNDS:</b>	16 vs. Boston, 3-8-15	16 vs. Boston, 3-8-15	N/A
<b>ASSISTS:</b>	1 (14) vs. New York, 4-11-15	1 (9) vs. New York, 4-11-15	N/A
<b>BLOCKS:</b>	6 vs. New York, 2-11-15	6 vs. New York, 2-11-15	N/A
<b>STEALS:</b>	2 (2) vs. Charlotte, 3-1-15	2 vs. Charlotte, 3-1-15	N/A

\* NUMBERS IN PARENTHESES INDICATE THE NUMBER OF GAMES IN WHICH A PLAYER HAS REACHED A GIVEN TOTAL (IF MORE THAN ONE).



## 2014-15 SEASON

Played in 59 games (15 starts) with Orlando, averaging 3.7 ppg. and 5.0 rpg. in 14.3 minpg....As a starter, averaged 5.0 ppg., 8.1 rpg. and 1.07 blkpg. in 21.7 minpg....Led (or tied) the team in rebounding 11 times...Scored in double figures twice, including a career-high 11 points on Mar. 8 vs. Boston...Pulled down 10+ rebounds six times, including a career-high 16 rebounds on Mar. 8 vs. Boston...Recorded two double-doubles...Had first career double-double with 10 points and 10 rebounds in a career-high 30 minutes on Jan. 26 @ Memphis...Recorded at least one blocked shot 29 times and had two-or-more blocks 11 times, including a career-high six blocks on Feb. 11 vs. New York...Recorded at least one steal 15 times and had a career-high-tying two steals on Mar. 1 vs. Charlotte...Missed four games due to injury: missed three games (Mar. 18-22) due to a sprained left ankle and one game (Mar. 27) due to a sore left ankle...DNP-CD 17 times and on the Inactive List twice.

## PROFESSIONAL CAREER

Played in 90 career NBA regular season games with Golden State, Philadelphia and Orlando, averaging 3.5 ppg. and 4.7 rpg. in 13.7 minpg....Shot .527 (129-245) from the floor during his career...**2013-14:** Appeared in 31 combined games with Golden State, Philadelphia and Orlando during his rookie campaign, averaging 3.1 ppg. and 4.1 rpg. in 12.6 minpg.... Played in four games with Golden State, recording one point in six minutes of action...Appeared in 11 games with Philadelphia, averaging 3.4 ppg. and 4.5 rpg. in 13.7 minpg....Played in 16 games (six starts) with Orlando, averaging 3.7 ppg. and 4.9 rpg. in 14.6 minpg....As a starter with the Magic, averaged 4.3 ppg., 8.7 rpg., 1.50 blkpg. and 1.00 stlpg. in 22.5 minpg....Led (or tied) the Magic in rebounding five times...Pulled down 10-plus rebounds twice...Tallied at least one blocked shot 16 times...Made his NBA debut on Nov. 18 @ Utah, playing two minutes and made his first career NBA start on Apr. 5 vs. Minnesota, tallying two points, six rebounds and one steal in 14 minutes...DNP-CD 12 times (seven with Orlando) and on the Inactive List once...Also appeared in 15 games with Santa Cruz of the NBA Development League, averaging 15.2 ppg., 13.1 rpg., 1.3 apg., 2.33 blkpg. and 1.53 stlpg. in 33.7 minpg.

## CAREER TRANSACTIONS

Was not drafted by an NBA franchise...Signed by Santa Cruz of the NBA Development League (Nov. 2013)...Signed as a free agent by Golden State (Nov. 18, 2013)...Waived by Golden State (Dec. 5, 2013)...Signed as a free agent to a 10-day contract by Philadelphia (Jan. 14, 2014)...Signed to a second 10-day contract by Philadelphia (Jan. 24, 2014)... Signed as a free agent to a 10-day contract by Orlando (Feb. 25, 2014)...Signed to a second 10-day contract by Orlando (Mar. 7, 2014)...Signed for the remainder of the season by Orlando (Mar. 17, 2014).

## COLLEGE CAPSULE

Appeared in 51 games (49 starts) during his two-year career at USC, averaging 7.1 ppg., 6.7 rpg. and 1.67 blkpg...As a redshirt junior (2012-13), played in 31 games (29 starts), averaging 6.7 ppg., 7.0 rpg., 2.13 blkpg. and 1.10 stlpg. in 22.3 minpg...Led the Trojans in rebounding and blocked shots...Ranked third in the Pac-12 in blocks and tenth in rebounding...As a sophomore (2011-12), averaged 7.6 ppg. and 5.5 rpg. in 20 games (all starts)...Led the Trojans with a field goal percentage of .551...Battled numerous injuries throughout the season, including a non-displaced fracture of his right hand, a stress injury in his right foot and a torn left MCL...Before transferring to USC, spent one season (2009-10) at Antelope Valley College in his hometown of Lancaster, CA, averaging 6.6 ppg. and 7.8 rpg....Tallied 46 blocked shots and tied a school record with seven blocks at Chaffey College.

## ONE-ON-ONE

Majorred in sociology while at USC...Did not play organized basketball until his senior year of high school due to religious reasons...His story was detailed in a November 2011 *Sports Illustrated* article...During his freshman season at Antelope Valley College, he grew three inches to seven-feet tall and filled out to 225 pounds, after seeing limited action as a high school senior...You can follow him on Twitter: @d\_dedmon3.




**DEWAYNE DEDMON NBA REGULAR SEASON RECORD**

YEAR/TEAM	G-GS-MIN	FGM-FGA (PCT.)	3FGM-3FGA (PCT.)	FTM-FTA (PCT.)	REBOUNDS		AST	PF-DQ	TO	STL-BLK	PTS-AVG
					OFF-DEF-TOT						
13-14/GS-PHI-ORL	31-6-390	38-83 (.458)	0-0 (---)	21-32 (.656)	38-89-127	5	66-2	18	7-22	97-3.1	
14-15/ORL	59-15-845	91-162 (.562)	0-1 (.000)	34-64 (.531)	118-177-295	9	141-2	51	16-50	216-3.7	
<b>TOTALS</b>	90-21-1235	129-245 (.527)	0-1 (.000)	55-96 (.573)	156-266-422	14	207-4	69	23-72	313-3.5	

**DEWAYNE DEDMON COLLEGIATE RECORD**

YEAR/TEAM	G-GS-MIN	FGM-FGA (PCT.)	3FGM-3FGA (PCT.)	FTM-FTA (PCT.)	REBOUNDS		AST	PF-DQ	TO	STL-BLK	PTS-AVG
					OFF-DEF-TOT						
11-12/USC	20-20-465	65-118 (.551)	0-1 (.000)	22-41 (.537)	49-60-109	6	64-2	29	14-19	152-7.6	
12-13/USC	31-29-691	88-176 (.500)	0-3 (.000)	32-47 (.681)	70-146-216	19	93-3	49	34-66	208-6.7	
<b>TOTALS</b>	51-49-1156	153-294 (.520)	0-4 (.000)	54-88 (.614)	119-206-325	25	157-5	78	48-85	360-7.1	



**EVAN  
FOURNIER**  
**10**



**POSITION** ..... Guard-Forward  
**HEIGHT** ..... 6-7  
**WEIGHT** ..... 205  
**YEARS PRO** ..... 3  
**FROM** ..... France  
**BIRTHDATE** ..... 10-29-92  
**DRAFTED** ..... First round (20th overall) of the 2012 NBA Draft by Denver.  
**ACQUIRED** ..... From Denver along with the draft rights to Devyn Marble in exchange for Arron Afflalo on June 26, 2014.

**EVAN FOURNIER CAREER HIGHS**

	CAREER HIGH	2014-15 SEASON HIGH	CAREER PLAYOFF HIGH
<b>POINTS:</b>	28 at New York, 11-12-14	28 at New York, 11-12-14	11 vs. Golden State, 4-20-13
<b>REBOUNDS:</b>	8 (2) at Chicago, 2-21-14	6 (6) vs. Toronto, 4-10-15	N/A
<b>ASSISTS:</b>	8 at Detroit, 11-17-14	8 at Detroit, 11-17-14	2 (2) at Golden State, 4-26-13
<b>BLOCKS:</b>	2 at Houston, 11-16-13	1 (2) vs. Cleveland, 12-26-14	N/A
<b>STEALS:</b>	4 at New York, 11-12-14	4 at New York, 11-12-14	2 vs. Golden State, 4-20-13

\* NUMBERS IN PARENTHESES INDICATE THE NUMBER OF GAMES IN WHICH A PLAYER HAS REACHED A GIVEN TOTAL (IF MORE THAN ONE).



**2014-15 SEASON**

Played in 58 games (32 starts) with Orlando, averaging a career-high 12.0 ppg., 2.6 rpg. and 2.1 apg. in 28.6 minpg., while shooting .378 (85-225) from three-point range... As a starter, averaged 14.2 ppg., 2.9 rpg. and 2.5 apg. in 33.3 minpg.... Ranked 31st in the NBA in three-point FG percentage... Led (or tied) the team in scoring six times and in assists four times... Scored in double figures 39 times this season and had 20+ points six times, including a career-high 28 points on Nov. 12 @ New York... Dished out a career-high eight assists on Nov. 17 @ Detroit... Recorded at least one steal 22 times and had two-or-more steals 12 times, including a career-high four steals on Nov. 12 @ New York... Missed 23 games due to injury: missed one game (Nov. 19) due to a left heel contusion, two games (Jan. 10-12) due to a sprained right knee and 20 games (Feb. 27-Apr. 4, 13-15) due to a sore right hip... Did not play once (Apr. 11) due to precautionary rest.

**PROFESSIONAL CAREER**

Appeared in 172 career NBA regular season games (40 starts) with Denver and Orlando, averaging 8.9 ppg., 2.3 rpg. and 1.6 apg. in 20.9 minpg.... Shot .380 (196-516) from three-point range during his career... Also played in four career playoff outings, averaging 4.8 ppg. and 1.0 apg. in 13.3 minpg.... **2013-14:** Appeared in 76 games (four starts) with Denver, averaging 8.4 ppg., 2.7 rpg. and 1.5 apg. in 19.8 minpg., while shooting .376 (89-237) from three-point range... As a starter, averaged 13.5 ppg., 3.5 rpg. and 1.5 apg. in 35.0 minpg.... Led (or tied) the team in scoring six times and in assists twice... Scored in double figures 27 times and had 20+ points four times... Tallied 25 points and a career-high eight rebounds on Feb. 18 vs. Phoenix... Tied career-high with eight rebounds on Feb. 21 @ Chicago... Had at least one steal in 25 games, including a career-high tying three steals twice, the last time on Mar. 23 vs. Washington... Logged a career-high 44 minutes on Feb. 27 vs. Brooklyn... DNP-CD six times... **2012-13:** Played in 38 games (four starts) during his rookie campaign with Denver, averaging 5.3 ppg. and 1.2 apg. in 11.3 minpg., while shooting .407 (22-54) from three-point range... Led (or tied) the team in scoring once... Scored in double figures seven times, including 24 points on Apr. 14 vs. Portland... Made his NBA debut on Oct. 31 vs. Philadelphia, tallying five points and one assist in 10 minutes... Made first career NBA

start on Feb. 12 @ Toronto, recording six points, one rebound and two assists in 18 minutes... DNP-CD 44 times... Appeared in four playoff games, averaging 4.8 ppg. and 1.0 apg. in 13.3 minpg.... Scored 11 points during his playoff debut in Game #1 vs. Golden State on Apr. 20.

**CAREER TRANSACTIONS**

Selected by Denver in the first round (20th overall) of the 2012 NBA Draft... Traded from Denver to Orlando in exchange for Arron Afflalo and the draft rights to Devyn Marble (June 26, 2014).

**INTERNATIONAL CAREER**

Played in 59 games with Union Poitiers Basket 86 of the French League... In 2011-12, averaged 14.0 ppg., 3.2 rpg., 2.2 apg. and 1.50 stlpg. in 26.0 minpg.... At 19 years old, became the youngest player in French League history to score at least 20 points in a game with 21 on Feb. 5, 2011 against SLUC Nancy... Earned the French League Rising Star Award as the league's most improved player in both 2011 and 2012... Participated in the Nike Hoop Summit in 2011... Helped France win a Bronze Medal in the Europe U20 championships in Spain in 2011.

**ONE-ON-ONE**

Last name is pronounced forn-yay... Born in Saint-Maurice, France... Wore #94 as a member of the Denver Nuggets to represent the country code of where he is from in France... Had a movie produced about his rise from the French League to the NBA called "Evan: Le Reve Américain (The American Dream)," which premiered in Paris on Oct. 17, 2012... Has a dog named Simba... You can follow him on Twitter: @EvanFourmizz.

**EVAN FOURNIER NBA REGULAR SEASON RECORD**

YEAR/TEAM	G-GS-MIN	FGM-FGA (PCT.)	3FGM-3FGA (PCT.)	FTM-FTA (PCT.)	REBOUNDS		AST	PF-DQ	TO	STL-BLK	PTS-AVG
					OFF-DEF-TOT						
12-13/DEN	38-4-428	75-152 (.493)	22-54 (.407)	30-39 (.769)	6-29-35		44	65-0	32	19-1	202-5.3
13-14/DEN	76-4-1504	228-544 (.419)	89-237 (.376)	93-123 (.756)	34-168-202		112	179-1	100	34-7	638-8.4
14-15/ORL	58-32-1661	253-575 (.440)	85-225 (.378)	107-147 (.728)	28-125-153		120	116-0	82	40-2	698-12.0
<b>TOTALS</b>	172-40-3593	556-1271 (.437)	196-516 (.380)	230-309 (.744)	68-322-390		276	360-1	214	93-10	1538-8.9

**EVAN FOURNIER NBA PLAYOFF RECORD**

YEAR/TEAM	G-GS-MIN	FGM-FGA (PCT.)	3FGM-3FGA (PCT.)	FTM-FTA (PCT.)	REBOUNDS		AST	PF-DQ	TO	STL-BLK	PTS-AVG
					OFF-DEF-TOT						
12-13/DEN	4-0-53	6-17 (.353)	0-8 (.000)	7-8 (.875)	0-0-0		4	6-0	6	2-0	19-4.8
<b>TOTALS</b>	4-0-53	6-17 (.353)	0-8 (.000)	7-8 (.875)	0-0-0		4	6-0	6	2-0	19-4.8



# CHANNING FRYE

## 8



**POSITION** .....Forward  
**HEIGHT** .....6-11  
**WEIGHT** .....255  
**YEARS PRO** .....9  
**COLLEGE** .....Arizona  
**HIGH SCHOOL**.....St. Mary's  
 (Phoenix, AZ)  
**BIRTHDATE**.....5-17-83  
**DRAFTED** .....First round  
 (eighth overall)  
 of the 2005 NBA  
 Draft by New  
 York.  
**ACQUIRED** .....Signed as a free  
 agent on July 14,  
 2014.

### CHANNING FRYE CAREER HIGHS

	CAREER HIGH	2014-15 SEASON HIGH	CAREER PLAYOFF HIGH
<b>POINTS:</b>	33 vs. Minnesota, 4-11-11	22 vs. Sacramento, 3-6-15	20 vs. Portland, 4-26-10
<b>REBOUNDS:</b>	16 at New Orleans, 12-30-11	11 at Philadelphia, 11-5-14	13 vs. L.A. Lakers, 5-29-10
<b>ASSISTS:</b>	7 vs. New Jersey, 1-13-12	5 (2) vs. Houston, 1-14-15	4 at Portland, 4-22-10
<b>BLOCKS:</b>	4 (7) at Sacramento, 4-3-12	3 (3) vs. Sacramento, 3-6-15	2 (2) at San Antonio, 5-7-10
<b>STEALS:</b>	4 at Sacramento, 1-5-10	3 (2) vs. Oklahoma City, 1-18-15	2 (3) vs. San Antonio, 5-5-10

\* NUMBERS IN PARENTHESES INDICATE THE NUMBER OF GAMES IN WHICH A PLAYER HAS REACHED A GIVEN TOTAL (IF MORE THAN ONE).



### 2014-15 SEASON

Played in 75 games (51 starts) with Orlando, averaging 7.3 ppg., 3.9 rpg. and 1.3 apg. in 24.9 minpg., while shooting a team-high .393 (136-346) from three-point range... As a starter, averaged 8.5 ppg., 4.5 rpg. and 1.4 apg. in 28.9 minpg.... Ranked 18th in the NBA in three-point FG percentage... Led (or tied) the team in rebounding twice and in assists once... Scored in double figures 23 times and 20+ points once, including a season-high 22 points on Mar. 6 vs. Sacramento... Recorded two double-doubles... Pulled down a season-high 11 rebounds on Nov. 5 @ Philadelphia... Recorded at least one blocked shot 28 times and had two-or-more blocks nine times, including a season-high three blocks three times, the last on Mar. 6 vs. Sacramento... Recorded at least one steal 35 times and had two-or-more steals 10 times, including a season-high three steals on Nov. 14 vs. Milwaukee and Jan. 18 vs. Oklahoma City... Missed two games due to injury/illness: missed one game (Oct. 28) due to a sprained left MCL and one game (Mar. 22) due to an illness... DNP-CD five times.

### PROFESSIONAL CAREER

Appeared in 657 career NBA regular season games (391 starts) with New York, Portland, Phoenix and Orlando, averaging 9.6 ppg., 5.0 rpg. and 1.1 apg. in 24.6 minpg., while shooting .386 (750-1,942) from three-point range... Also played in 20 career playoff games, averaging 7.2 ppg. and 4.7 rpg. in 23.5 minpg.... Named to the 2005-06 NBA All-Rookie First Team... **2013-14:** Played and started in all 82 games with Phoenix, averaging 11.1 ppg., 5.1 rpg. and 1.2 apg. in 28.2 minpg., while shooting .370 (160-432) from three-point range... Became the ninth player in Suns history to start all 82 games in a regular season and the first since Amar'e Stoudemire in 2009-10... Led (or tied) the team in scoring five times and in rebounding six times... Scored in double figures 57 times and had 20+ points 11 times, including a season-high 30 points on Jan. 19 vs. Denver... **2012-13:** Sat out the entire regular season after he was discovered to have developed a dilated cardiomyopathy, also known as an enlarged heart, due to a virus... It was discovered during a screening echocardiogram conducted as part of a routine physical... **2011-12:** Played in 64 games (59 starts) with Phoenix, averaging 10.5 ppg., 5.9 rpg., 1.4 apg. and 1.09 blkpg. in 26.1 minpg.... Shot .890 (73-82) from the free throw line... Pulled down a career-high

16 rebounds on Dec. 30 @ New Orleans... Dished out a career-best seven assists on Jan. 13 vs. New Jersey... Recorded a career-high-tying four blocked shots on Apr. 3 @ Sacramento... Missed the final two games after suffering a subluxed right shoulder... Underwent surgery on May 2... **2010-11:** Appeared in 77 games (64 starts) with Phoenix, averaging a career-high 12.7 ppg., a career-best 6.7 rpg., 1.2 apg. and 1.03 blkpg. in a career-high 33.0 minpg., while shooting .390 (171-439) from three-point range and .832 (89-107) from the free throw line... Scored a career-high 33 points on Apr. 11 vs. Minnesota... Made a franchise-record-tying nine three-pointers on Apr. 11... Set a team record for most three-point field goals made in a half with seven during the second half on Dec. 15 vs. Minnesota... Made the game-winning 23-footer at the buzzer to give the Suns an overtime win on Feb. 27 @ Indiana... The very next night, he hit the game-winning three-pointer with 6.6 seconds left on Feb. 28 @ New Jersey... On Mar. 22 vs. L.A. Lakers, sank three free throws with 1.1 seconds remaining to force double overtime... Suffered a dislocated right shoulder on Mar. 6, forcing him to miss five games... **2009-10:** Played in 81 games (41 starts) with Phoenix, averaging 11.2 ppg., 5.3 rpg. and 1.4 apg. in 27.0 minpg.... Shot a career-high .439 (172-392) from three-point range and .810 (98-121) from the free throw line... His 172 three-pointers made were the fourth-most in the NBA... Registered the largest increase in three-point field goals made from one season to the next in NBA history (minimum 50 games played), going from 11 trifectas in 2008-09 to a team-leading 172... Recorded a career-high four steals on Jan. 5 @ Sacramento... Participated in the Foot Locker Three Point Shootout at NBA All-Star Weekend in Dallas... Also played in 16 playoff games, averaging 8.2 ppg. and 5.6 rpg. in 27.1 minpg., helping the Suns reach the Western Conference Finals... **2008-09:** Appeared in 63 games (one start) with Portland, averaging 4.2 ppg. and 2.2 rpg. in 11.8 minpg.... Also played in four playoff games, averaging 3.0 ppg. in 8.8 minpg.... **2007-08:** Played in 78 games (20 starts) with Portland, averaging 6.8 ppg. and 4.5 rpg. in 17.2 minpg.... **2006-07:** Appeared in 72 games (59 starts) with New York, averaging 9.5 ppg. and 5.5 rpg. in 26.3 minpg.... **2005-06:** Appeared in 65 games (14 starts) during his rookie campaign with New York, averaging 12.3 ppg. and 5.8 rpg. in 24.2 minpg.... Named to the NBA All-Rookie First Team and finished fifth in the Rookie of the Year voting... Earned NBA Eastern Conference Rookie of the Month honors in November.

# CHANNING FRYE



## CAREER TRANSACTIONS

Selected by New York in the first round (eighth overall) of the 2005 NBA Draft... Traded from New York along with Steve Francis to Portland in exchange for Zach Randolph, Fred Jones and the draft rights to Demetris Nichols (Jun. 28, 2007)... Signed as a free agent by Phoenix (Jul. 14, 2009)... Signed as a free agent by Orlando (Jul. 14, 2014).

## COLLEGE CAPSULE

Played in 133 career games (119 starts) during four seasons at the University of Arizona, averaging 13.5 ppg., 7.3 rpg., 1.3 apg. and 1.94 blkpg... Named First Team All-Pac 10 as both a junior (2003-04) and a senior (2004-05)... Honorable Mention All-Pac 10 as a sophomore (2002-03) and named to the Pac-10 All-Freshman Team in 2001-02... Also earned the Pac-10 Sportsmanship Award in 2005... Ranks ninth on the Wildcats' all-time scoring list (1,789 points), third in rebounds (975), second in blocked shots (258, second in Pac-10 history), fourth in field goals made (707) and seventh in field goal percentage (.562).

## ONE-ON-ONE

Full name is Channing Thomas Frye... He and his wife, Lauren, have a son, Hendrix (born Oct. 2010), and a daughter, Margaux (born April 2012)... Son of Thomas and Karen Frye... His father is co-founder and co-president of Education Solutions and Services, which offers office support to public and private charter schools... His mother is a former Emmy-winning

reporter and producer for Phoenix's Channel 12 and CEO of Southwest Dimensions, who now has her own sports podcast for women, "KFrye and Girlfriends Talk Sports"... First cousin of Magic forward Tobias Harris... Their maternal grandfather, John Mulzac, was a member of the legendary Tuskegee Airman during World War II... In January 2010, became the first boys' basketball player in St. Mary's High School history in Phoenix to have his jersey retired... Established the C. Frye Foundation in 2007, dedicated to teaching youth how to strive for their personal best and to create a healthy lifestyle through exercise, nutrition, support systems and respect... Hosts annual kickball tournament in Portland, where he makes his off-season home, called "Kicks for Kids" with the proceeds going to help disadvantaged youth get active by sending them on outdoor trips... Also hosts basketball leadership camps and instructional youth clinics... One of the league's "greenest" athletes, he started the C. Frye "Go Green Team," which educates and encourages organizations, schools and gyms to reduce their carbon footprint and increase recycling efforts... While a member of the Knicks, arranged a series of charity walks throughout New York to benefit multiple sclerosis in April 2006... Hobbies include fishing, listening to music and reading... Credits yoga with improving both his mental and physical health following the diagnosis of his dilated cardiomyopathy... You can follow him on Twitter: @Channing\_Frye.



# AARON GORDON

## 00

**POSITION** ..... Forward  
**HEIGHT** ..... 6-9  
**WEIGHT** ..... 220  
**YEARS PRO** ..... 1  
**COLLEGE** ..... Arizona  
**HIGH SCHOOL** ..... Archbishop Mitty (San Jose, CA)  
**BIRTHDATE** ..... 9-16-95  
**ACQUIRED** ..... First round (fourth overall) of the 2014 NBA Draft by Orlando.

## CHANNING FRYE NBA REGULAR SEASON RECORD

YEAR/TEAM	G-GS-MIN	FGM-FGA (PCT.)	3FGM-3FGA (PCT.)	FTM-FTA (PCT.)	REBOUNDS		AST	PF-DQ	TO	STL-BLK	PTS-AVG
					OFF-DEF-TOT						
05-06/NY	65-14-1572	305-640 (.477)	3-9 (.333)	189-229 (.825)	138-236-374	53	200-3	97	30-47	802-12.3	
06-07/NY	72-59-1896	298-689 (.433)	3-18 (.167)	85-108 (.787)	91-304-395	67	216-3	100	36-42	684-9.5	
07-08/POR	78-20-1342	221-453 (.488)	3-10 (.300)	85-109 (.780)	107-247-354	57	208-1	55	29-27	530-6.8	
08-09/POR	63-1-746	113-267 (.423)	11-33 (.333)	26-36 (.722)	41-99-140	24	106-0	29	17-16	263-4.2	
09-10/PHX	81-41-2190	317-703 (.451)	172-392 (.439)	98-121 (.810)	66-361-427	113	263-3	73	64-74	904-11.2	
10-11/PHX	77-64-2541	358-829 (.432)	171-439 (.390)	89-107 (.832)	65-448-513	96	272-4	73	46-79	976-12.7	
11-12/PHX	64-59-1669	255-613 (.416)	91-263 (.346)	73-82 (.890)	71-308-379	88	176-0	63	42-70	674-10.5	
12-13/PHX	DNP-injury										
13-14/PHX	82-82-2312	336-778 (.432)	160-432 (.370)	78-95 (.821)	73-343-416	98	245-1	89	60-63	910-11.1	
14-15/ORL	75-51-1870	191-487 (.392)	136-346 (.393)	31-35 (.886)	27-266-293	94	191-2	78	47-39	549-7.3	
<b>TOTALS</b>	657-391-16142	2394-5459 (.439)	750-1942 (.386)	754-922 (.818)	679-2612-3291	690	1877-17	657	371-457	6292-9.6	

## CHANNING FRYE NBA PLAYOFF RECORD

YEAR/TEAM	G-GS-MIN	FGM-FGA (PCT.)	3FGM-3FGA (PCT.)	FTM-FTA (PCT.)	REBOUNDS		AST	PF-DQ	TO	STL-BLK	PTS-AVG
					OFF-DEF-TOT						
08-09/POR	4-0-35	5-14 (.357)	0-0 (-)	2-3 (.667)	1-2-3	1	5-0	0	0-0	12-3.0	
09-10/PHX	16-0-434	43-118 (.364)	30-86 (.349)	15-16 (.938)	10-80-90	15	50-0	8	12-9	131-8.2	
<b>TOTALS</b>	20-0-469	48-132 (.364)	30-86 (.349)	17-19 (.895)	11-82-93	16	55-0	8	12-9	143-7.2	

## AARON GORDON CAREER HIGHS

	CAREER HIGH	2014-15 SEASON HIGH	CAREER PLAYOFF HIGH
<b>POINTS:</b>	17 vs. Minnesota, 11-7-14	17 vs. Minnesota, 11-7-14	N/A
<b>REBOUNDS:</b>	12 at Milwaukee, 4-4-15	12 at Milwaukee, 4-4-15	N/A
<b>ASSISTS:</b>	3 (2) vs. Toronto, 4-10-15	3 (2) vs. Toronto, 4-10-15	N/A
<b>BLOCKS:</b>	2 (3) at Miami, 4-13-15	2 (3) at Miami, 4-13-15	N/A
<b>STEALS:</b>	2 (4) at Miami, 4-13-15	2 (4) at Miami, 4-13-15	N/A

\* NUMBERS IN PARENTHESES INDICATE THE NUMBER OF GAMES IN WHICH A PLAYER HAS REACHED A GIVEN TOTAL (IF MORE THAN ONE).



2014-15 SEASON

Played in 47 games (eight starts) during his rookie campaign with Orlando, averaging 5.2 ppg. and 3.6 rpg. in 17.0 minpg...As a starter, averaged 6.8 ppg. and 4.6 rpg. in 25.1 minpg...Ranked among all NBA rookies in rebounding (11th) and blocked shots (8th)...Led (or tied) the team in rebounding twice... Scored in double figures six times, including a career-high 17 points on Nov. 7 vs. Minnesota...Recorded first career NBA double-double with 10 points and a career-high 12 rebounds on Apr. 4 @ Milwaukee... Recorded at least one blocked shot 18 times and had two-or-more blocks three times...Recorded at least one steal 17 times and two-or-more steals four times...Made his NBA regular season debut on Oct. 28 @ New Orleans, tallying 11 points, three rebounds, one steal and one blocked shot in 28 minutes...Made his first NBA start on Jan. 25 vs. Indiana, tallying nine points, four rebounds and one blocked shot in 21 minutes...Missed 34 games due to injury: Missed 31 games (Nov. 17-Jan. 14) due to a fractured fifth metatarsal in his left foot (Underwent surgery on Nov. 21), one game (Feb. 4) due to a sore left foot and two games (Feb. 27-Mar. 1) due to a sprained right ankle...On the Inactive List once.

CAREER TRANSACTIONS

Selected by Orlando in the first round (fourth overall) of the 2014 NBA Draft.

COLLEGE CAPSULE

Played and started in all 38 games during his only season at the University of Arizona, averaging 12.4 ppg., 8.0 rpg., 2.0 apg. and 1.03 blkpg. in 31.2 minpg...Helped the Wildcats to a 33-5 record, a Pac-12 regular season championship and an Elite Eight appearance in the 2014 NCAA Tournament... Led Arizona in rebounding (seventh in conference), while ranking second in both scoring and blocked shots (11th in conference)...Named First Team All-Pac-12 and the 2013-14 Pac-12 Freshman of the Year... Also earned Third Team All-American honors by *The Sporting News* and Honorable Mention by *The Associated Press*... Was one of six finalists for the Wayman Tisdale National Freshman of the Year Award.

ONE-ON-ONE


Full name is Aaron Addison Gordon... Older brother, Drew, played collegiately at New Mexico and UCLA... He later played professionally in both Turkey and Italy in 2013-14, and also has NBA Summer League experience with Dallas, Sacramento and Utah... Father, Eddy, played basketball at San Diego State and signed as a free agent with the NFL's New England Patriots as a tight end... Sister, Elisabeth, plays collegiately at Harvard... Earned MVP honors while leading the United States to a gold medal at the 2013 FIBA U19 World Championships in Prague, averaging team-highs of 16.2 ppg. and 6.2 rpg., while shooting 61.2 percent from the field... Teammates on that U19 team with Elfrid Payton... Named MVP of the 2013 McDonald's All-American Game, finishing with 24 points, eight rebounds and two assists in 24 minutes... Also earned MVP honors at the 2012 Under Armour Elite 24 Game... Led Archbishop Mitty High School to consecutive state titles in 2011 and 2012... Became only the fourth two-time California Mr. Basketball selection since 1979, joining John Williams, Jason Kidd and Tyson Chandler... A three-time San Francisco Chronicle and San Jose Mercury Player of the Year, and the first-ever three-time WCAL Player of the Year... Finished his high school career with 2,386 points and 1,666 rebounds, both records for his school, conference and the Central Coast Section... As a senior, averaged 21.6 ppg., a school-record 15.7 rpg. and 3.3 blkpg., leading Mitty to a 28-6 record and a runner-up in the CIF Open Division... Also led Team USA to a gold medal at the 2011 FIBA Americas Championship, averaging team-highs of 17.0 ppg., 11.2 rpg. and 3.2 blkpg.... You can follow him on Twitter: @DoubleOAG.

AARON GORDON NBA REGULAR SEASON RECORD

YEAR/TEAM	G-GS-MIN	FGM-FGA (PCT.)	3FGM-3FGA (PCT.)	FTM-FTA (PCT.)	REBOUNDS					PTS-AVG
					OFF-DEF-TOT	AST	PF-DQ	TO	STL-BLK	
14-15/ORL	47-8-797	93-208 (.447)	13-48 (.271)	44-61 (.721)	46-123-169	33	83-0	38	21-22	243-5.2
<b>TOTALS</b>	47-8-797	93-208 (.447)	13-48 (.271)	44-61 (.721)	46-123-169	33	83-0	38	21-22	243-5.2


AARON GORDON COLLEGIATE RECORD

YEAR/TEAM	G-GS-MIN	FGM-FGA (PCT.)	3FGM-3FGA (PCT.)	FTM-FTA (PCT.)	REBOUNDS					PTS-AVG
					OFF-DEF-TOT	AST	PF-DQ	TO	STL-BLK	
13-14/UA	38-38-1187	189-382 (.495)	16-45 (.356)	76-180 (.422)	102-201-303	75	90-2	55	34-39	470-12.4
<b>TOTALS</b>	38-38-1187	189-382 (.495)	16-45 (.356)	76-180 (.422)	102-201-303	75	90-2	55	34-39	470-12.4



# TOBIAS HARRIS

# 12



**POSITION** .....Forward  
**HEIGHT** .....6-9  
**WEIGHT** .....235  
**YEARS PRO** .....4  
**COLLEGE** .....Tennessee  
**HIGH SCHOOL**.....Half Hollow Hills West (Dix Hills, NY)  
**BIRTHDATE**.....7-15-92  
**DRAFTED** .....First round (19th overall) of the 2011 NBA Draft by Charlotte.  
**ACQUIRED** .....From Milwaukee along with Doron Lamb and Beno Udrih in exchange for J.J. Redick, Gustavo Ayón and Ish Smith on February 21, 2013.

### TOBIAS HARRIS CAREER HIGHS

	CAREER HIGH	2014-15 SEASON HIGH	CAREER PLAYOFF HIGH
<b>POINTS:</b>	34 vs. L.A. Lakers, 2-6-15	34 vs. L.A. Lakers, 2-6-15	N/A
<b>REBOUNDS:</b>	20 vs. L.A. Lakers, 1-24-14	16 (2) at Charlotte, 11-21-14	N/A
<b>ASSISTS:</b>	6 (2) at San Antonio, 2-4-15	6 at San Antonio, 2-4-15	N/A
<b>BLOCKS:</b>	3 (8) at Milwaukee, 4-4-15	3 (2) at Milwaukee, 4-4-15	N/A
<b>STEALS:</b>	5 at Detroit, 11-17-14	5 at Detroit, 11-17-14	N/A

\* NUMBERS IN PARENTHESES INDICATE THE NUMBER OF GAMES IN WHICH A PLAYER HAS REACHED A GIVEN TOTAL (IF MORE THAN ONE).



### 2014-15 SEASON

Played in 68 games (63 starts) with Orlando, averaging a career-high 17.1 ppg., 6.3 rpg., 1.8 apg. and 1.01 stlpg. in a career-high 34.8 minpg....Shot .364 (87-239) from three-point range...As a starter, averaged 17.6 ppg., 6.5 rpg., 1.9 apg. and 1.06 stlpg. in 35.6 minpg....Tied for 17th in the NBA in minutes played and ranked 28th in scoring...Led (or tied) the team in scoring 20 times, in rebounding 11 times and in assists twice...Scored in double figures 61 times and had 20+ points 21 times, including a career-high 34 points on Feb. 6 vs. L.A. Lakers (also played a career-high 45 minutes in that contest)...Hit the game-winning jumper as time expired on Nov. 5 @ Philadelphia and Dec. 13 vs. Atlanta...Recorded 11 double-doubles...Had 10+ rebounds 11 times, including a season-high 16 boards twice, on Nov. 7 vs. Minnesota and on Nov. 21 @ Charlotte...Dished out a career-high-tying six assists (also had 23 points and 10 rebounds) on Feb. 4 @ San Antonio...Recorded at least one steal 47 times and had two-or-more steals 14 times, including a career-high five steals on Nov. 17 @ Detroit...Recorded at least one blocked shot 28 times and had two blocks six times, including a career-high-tying three blocks on Dec. 13 vs. Atlanta and Apr. 4 @ Milwaukee...Missed 14 games due to injury: missed two games (Nov. 22-24) due to a strained right calf, three games (Feb. 9-20) due to a sore right knee, eight games (Jan. 10-18, Mar. 18-22) due to a sprained left ankle and one game (Apr. 15) due to a sore right Achilles.

### PROFESSIONAL CAREER

Appeared in 226 regular season games (142 starts) during his NBA career with Milwaukee and Orlando, averaging 12.7 ppg., 5.5 rpg. and 1.3 apg. in 26.5 minpg....**2013-14:** Played in 61 games (36 starts) with Orlando, averaging 14.6 ppg., a career-best 7.0 rpg. and 1.3 apg. in 30.3 minpg....Shot .807 (197-244) from the free throw line...As a starter, averaged 15.7 ppg., 7.5 rpg. and 1.4 apg. in 34.1 minpg....Ranked 39th in the NBA in rebounding...Led (or tied) the Magic in scoring 13 times and in rebounding 16 times...Scored in double figures 50 times and had 20-plus points 12 times, including 31 points on Mar. 2 vs. Philadelphia...Made game-winning dunk as time expired on Feb. 7 vs. Oklahoma City...Hit go-ahead free throws with 10.1 seconds remaining on Jan. 19

vs. Boston...Pulled down 10-plus rebounds eight times, including a career-high 20 rebounds on Jan. 24 vs. L.A. Lakers...Recorded seven double-doubles, including the first 20-point/20-rebound game of his career with 28 points and 20 boards on Jan. 24 vs. L.A. Lakers...Tallied at least one steal 26 times and two-or-more steals 11 times, including a career-high four steals on Mar. 12 vs. Denver...Recorded at least one blocked shot 20 times...Missed 21 total games due to injury: 17 games (Oct. 29-Nov. 23, Dec. 3-11) due to a sprained left ankle and four games (Nov. 26-Dec. 2) due to a sore left ankle...**2012-13:** Appeared in 55 games (34 starts) for both Milwaukee and Orlando, averaging 11.0 ppg., 5.2 rpg. and 1.3 apg. in 23.6 minpg....Appeared in 28 games (14 starts) with the Bucks, averaging 4.9 ppg. and 2.0 rpg. in 11.6 minpg....Acquired from Milwaukee on Feb. 21...Played in 27 games with the Magic, averaging 17.3 ppg., 8.5 rpg., 2.1 apg. and 1.37 blkpg. in 36.1 minpg....Made 20 starts with Orlando, averaging 17.5 ppg., 9.3 rpg., 2.3 apg. and 1.55 blkpg. in 38.6 minpg. during that span...Led (or tied) the Magic in scoring ten times, in rebounding five times and in assists once...Scored in double figures 30 times (24 with Orlando) and had 20-plus points nine times, including 30 points on Mar. 29 vs. Washington and Apr. 10 vs. Milwaukee...Pulled down 10-plus rebounds nine times (all with Orlando), including 19 rebounds on Apr. 10 vs. Milwaukee...Recorded nine double-doubles...Dished out a career-high six assists on Mar. 27 @ Charlotte...Tallied at least one steal 22 times...Recorded at least one blocked shot 24 times...Logged a career-high 45 minutes four times, the last on Apr. 10 vs. Milwaukee...Missed seven games (Dec. 14-26) due to a right elbow laceration...Had 18 DNP-CDs and was on the Inactive List once...**2011-12:** Played in 42 games (nine starts) during his rookie campaign for Milwaukee, averaging 5.0 ppg. and 2.4 rpg. in 11.4 minpg....Led (or tied) the Bucks in scoring twice and in rebounding twice...Scored in double figures seven times...Recorded first NBA double-double on Apr. 25 vs. Philadelphia with 15 points and 13 rebounds...Made his NBA debut on Jan. 7 @ L.A. Clippers and first NBA start on Mar. 3 @ Orlando...Missed five games due to injury – twice (Dec. 26-27) due to dehydration issues and three times (Feb. 19-22) due to a right shoulder contusion...Had 15 DNP-CDs and was on the Inactive List four times.

# TOBIAS HARRIS



## CAREER TRANSACTIONS

Selected by Charlotte in the first round (19th overall) of the 2011 NBA Draft...Draft rights traded from Charlotte to Milwaukee along with Stephen Jackson and Shaun Livingston in exchange for Corey Maggette as part of a three-team deal including Sacramento (Jun. 23, 2011)...Traded from Milwaukee to Orlando along with Doron Lamb and Beno Udrih in exchange for J.J. Redick, Gustavo Ayón and Ish Smith (Feb. 21, 2013).


## COLLEGE CAPSULE

Played 34 games (33 starts) during his only season at the University of Tennessee, averaging 15.3 ppg., 7.3 rpg. and 1.3 apg. in 29.2 minpg...Named Second Team All-SEC and to the All-SEC Freshman Team...Ranked fourth among NCAA freshmen in the six major conferences in scoring and tied for fifth in rebounding...Finished fifth in the SEC in rebounding (7.9 rpg.) in conference games only...Posted eight double-doubles, third-most among all SEC players...Led (or tied) the Volunteers in scoring 13 times and in rebounding 18 times...Scored a career-high-tying 25 points on Mar. 11 vs. Florida during the SEC Tournament...Also had 25 points on Mar. 3 @ South Carolina.

## ONE-ON-ONE

Full name is Tobias John Harris...Father, Torrel, played college basketball at Duquesne and Murray State...Has a sister, Tesia, who earned Third Team All-Colonial Athletic Association honors in 2009-10 playing basketball at Delaware before transferring to St. John's...Brother, Tyler, played his freshman season at North Carolina State in 2011-12 before transferring

to Providence...Cousin of Magic forward Channing Frye...Chosen to the 2014 USA Men's Select Team...Recognized for his tremendous efforts in the Central Florida community as the winner of the Rich and Helen DeVos Community Enrichment Award in 2014 and co-winner in 2015 with Victor Oladipo...Received the NBA Cares Community Assist Award for March 2015...Named a finalist for the 2014-15 J. Walter Kennedy Citizenship Award, given annually to a player, coach or athletic trainer who has shown outstanding service and dedication to the community...Some of his community involvement includes visited with and provided encouragement to youth at Nap Ford Community School in the Parramore neighborhood...Participated in the Magic Player Ticket Program by purchasing over 300 tickets for children at Nap Ford Community School, Coalition for the Homeless and Rosemont Community Center to attend Magic home games...Participated in pregame meet and greets with terminally ill children...Visited with pediatric patients at Florida Children's Hospital over the holidays...Also co-sponsored a turkey giveaway for local families, meeting and distributing the turkeys and meals to more than 200 families...Was a finalist for the Naismith High School Player of the Year Award as a senior at Half Hollow Hills West High School, who he led to the New York Class AA state title game as a senior...Named New York's Mr. Basketball, All-USA by USA Today and a McDonald's All-American...Hosted School of Business Basketball Camp in Long Island, NY, where he works to teach young athletes a combination of basketball and life skills...Enjoys working with children...You can follow him on Twitter: @tobias31.



# MARIO HEZONJA

## 23

**POSITION** .....Guard-Forward  
**HEIGHT** .....6-8  
**WEIGHT** .....218  
**YEARS PRO** .....Rookie  
**FROM**.....Croatia  
**BIRTHDATE**.....2-25-95  
**ACQUIRED**.....First round (fifth overall) of the 2015 NBA Draft by Orlando.

### TOBIAS HARRIS NBA REGULAR SEASON RECORD

YEAR/TEAM	G-GS-MIN	FGM-FGA (PCT.)	3FGM-3FGA (PCT.)	FTM-FTA (PCT.)	REBOUNDS		AST	PF-DQ	TO	STL-BLK	PTS-AVG
					OFF-DEF-TOT						
11-12/MIL	42-9-479	79-169 (.467)	6-23 (.261)	44-54 (.815)	30-71-101	22	45-0	31	13-7	208-5.0	
12-13/MIL-ORL	55-34-1299	233-512 (.455)	34-108 (.315)	103-137 (.752)	73-214-287	69	120-3	66	32-44	603-11.0	
13-14/ORL	61-36-1850	332-716 (.464)	32-126 (.254)	197-244 (.807)	88-336-424	82	143-1	78	41-24	893-14.6	
14-15/ORL	68-63-2369	442-949 (.466)	87-239 (.364)	193-245 (.788)	73-357-430	124	134-1	115	69-36	1164-17.1	
<b>TOTALS</b>	<b>226-142-5997</b>	<b>1086-2346 (.463)</b>	<b>159-496 (.321)</b>	<b>537-680 (.790)</b>	<b>264-978-1242</b>	<b>297</b>	<b>442-5</b>	<b>290</b>	<b>155-111</b>	<b>2868-12.7</b>	



# MARIO HEZONJA



## CAREER TRANSACTIONS

Selected by Orlando in the first round (fifth overall) of the 2015 NBA Draft.

## INTERNATIONAL CAREER

Played in 54 games during two-plus seasons with FC Barcelona of the Spanish ACB League... In 2014-15, appeared in 31 regular season games, averaging 4.7 ppg., 1.9 rpg. and 1.3 apg. in 14.7 minpg., while shooting .392 (29-74) from three-point range... Also played in 22 Euroleague contests, averaging 7.7 ppg. and 2.0 rpg. in 16.5 minpg., while shooting .382 (29-76) from three-point range... In 2013-14, played in 20 ACB regular season contests, averaging 5.4 ppg., 2.4 rpg. and 1.2 apg. in 12.2 minpg., while shooting .395 (15-38) from three-point range... In 2012-13, mostly played with FC Barcelona's second team in the Spanish LEB Gold league... Averaged 14.5 ppg., 3.4 rpg., 1.4 apg. and 1.9 stlpg. in 24.5 minpg... Before joining FC Barcelona in 2012-13, spent four seasons playing in Croatia.

## ONE-ON-ONE

Last name is pronounced HEH-zone-yuh... Born in Dubrovnik, Croatia... Was a member of the Croatian Senior National Team that participated in the 2014 FIBA Basketball World Cup... While with the Junior Team, helped Croatia win the gold medal at the 2012 U17 Worlds and bronze at both the 2011 U16 Euros and 2011 U19 Worlds... Named MVP at the 2011 U16 Euros, averaging 20.0 ppg. and 8.2 rpg.



# DEVYN MARBLE

# 11

**POSITION** ..... Guard  
**HEIGHT** ..... 6-6  
**WEIGHT** ..... 200  
**YEARS PRO** ..... 1  
**COLLEGE** ..... Iowa  
**HIGH SCHOOL** ..... Lathrup  
 (Southfield, MI)  
**BIRTHDATE** ..... 9-21-92  
**DRAFTED** ..... Second round  
 (56th overall) of  
 the 2014 NBA  
 Draft by Denver.  
**ACQUIRED** ..... From Denver  
 along with Evan  
 Fournier in  
 exchange for  
 Arron Afflalo on  
 June 26, 2014.

## DEVYN MARBLE CAREER HIGHS

	CAREER HIGH	2014-15 SEASON HIGH	CAREER PLAYOFF HIGH
<b>POINTS:</b>	8 vs. Memphis, 1-16-15	8 vs. Memphis, 1-16-15	N/A
<b>REBOUNDS:</b>	5 at Chicago, 1-12-15	5 at Chicago, 1-12-15	N/A
<b>ASSISTS:</b>	4 at Chicago, 1-12-15	4 at Chicago, 1-12-15	N/A
<b>BLOCKS:</b>	1 (2) vs. Indiana, 1-25-15	1 (2) vs. Indiana, 1-25-15	N/A
<b>STEALS:</b>	5 at Portland, 1-10-15	5 at Portland, 1-10-15	N/A

\* NUMBERS IN PARENTHESES INDICATE THE NUMBER OF GAMES IN WHICH A PLAYER HAS REACHED A GIVEN TOTAL (IF MORE THAN ONE).





## DEVYN MARBLE



### 2014-15 SEASON

Played in 16 games (seven starts) during his rookie campaign with Orlando, averaging 2.3 ppg., 1.9 rpg. and 1.1 apg. in 13.0 minpg.... As a starter, averaged 4.1 ppg., 3.1 rpg., 2.1 apg. and 1.14 stlpg. in 23.1 minpg.... Scored a career-high eight points on Jan. 16 vs. Memphis... Recorded at least one steal three times and two-or-more steals twice, including a career-high five steals on Jan. 10 @ Portland... Made his first NBA start on Jan. 10 @ Portland, recording six points, three rebounds, two assists and five steals in 25 minutes... Made his NBA regular season debut on Oct. 28 @ New Orleans, tallying four points and one rebound in three minutes... Missed 37 games due to injury: missed 16 games (Nov. 9-Dec. 5) due to a strained right rotator cuff and 21 games (Mar. 4-Apr. 15) due to a detached retina in his left eye... DNP-CD ten times and on the Inactive List 19 times... Also played in six games with the Erie BayHawks of the NBA Development League, averaging 13.0 ppg., 5.2 rpg., 2.2 apg. and 1.17 stlpg. in 30.3 minpg.

### CAREER TRANSACTIONS

Selected by Denver in the second round (56th overall) of the 2014 NBA Draft... Draft rights traded to Orlando from Denver along with Evan Fournier in exchange for Aaron Afflalo (Jun. 26, 2014).


### COLLEGE CAPSULE

Appeared in 136 career games during four years at the University of Iowa, averaging 12.5 ppg., 3.4 rpg., 2.9 apg. and 1.29 stlpg. in 27.6 minpg.... Ranks

second on the school's all-time games played list with 136... Also ranks in Hawkeyes' history in scoring (fifth, 1,694 points), assists (sixth, 397) and steals (seventh, 176)... Along with his father, Roy (2,116 points), became the only father/son duo to amass 1,000+ points at the same school, and is the highest-scoring father/son duo in Big Ten history (3,810 points)... As a senior (2013-14), played and started in 33 games, averaging 17.0 ppg., 3.6 apg., 3.2 rpg. and 1.82 stlpg. in 30.2 minpg.... Named First Team All-Big Ten after leading the team in scoring and ranking second in assists... Scored in double figures 27 times... During his junior campaign (2012-13), appeared and started in 37 games, averaging 15.0 ppg., 4.0 rpg., 3.0 apg. and 1.14 stlpg. in 30.5 minpg.... Led the Hawkeyes in scoring and assists, and was named Third Team All-Big Ten... As a sophomore (2011-12), played in 35 games (27 starts), averaging 11.5 ppg., 3.8 rpg., 3.6 apg. and 1.51 stlpg. in 29.5 minpg.... Ranked second on the team in scoring and assists... During his freshman campaign (2010-11), appeared in 31 outings (six starts), averaging 5.7 ppg., 2.4 rpg. and 1.3 apg. in 19.1 minpg.

### ONE-ON-ONE

Full name is Roy Devyn Marble... Son of Joi Thrash and Roy Marble... Father played collegiately at Iowa, was a three-time All-Big Ten performer and stands as the school's all-time leading scorer... You can follow him on Twitter: @DevMarble.



## SHABAZZ NAPIER

# 13

**POSITION** ..... Guard  
**HEIGHT** ..... 6-1  
**WEIGHT** ..... 175  
**YEARS PRO** ..... 1  
**COLLEGE** ..... Connecticut  
**HIGH SCHOOL** ..... Lawrence Academy (Groton, MA)  
**BIRTHDATE** ..... 7-14-91  
**DRAFTED** ..... First round (24th overall) of the 2014 NBA Draft by Charlotte.  
**ACQUIRED** ..... From Miami along with cash considerations in exchange for a conditional 2016 second round draft pick on July 27, 2015.

### DEVYN MARBLE NBA REGULAR SEASON RECORD

YEAR/TEAM	G-GS-MIN	FGM-FGA (PCT.)	3FGM-3FGA (PCT.)	FTM-FTA (PCT.)	REBOUNDS		AST	PF-DQ	TO	STL-BLK	PTS-AVG
					OFF-DEF-TOT						
14-15/ORL	16-7-208	14-44 (.318)	4-22 (.182)	5-16 (.313)	5-26-31	17	14-0	9	9-2	37-2.3	
<b>TOTALS</b>	16-7-208	14-44 (.318)	4-22 (.182)	5-16 (.313)	5-26-31	17	14-0	9	9-2	37-2.3	

### DEVYN MARBLE COLLEGIATE RECORD

YEAR/TEAM	G-GS-MIN	FGM-FGA (PCT.)	3FGM-3FGA (PCT.)	FTM-FTA (PCT.)	REBOUNDS		AST	PF-DQ	TO	STL-BLK	PTS-AVG
					OFF-DEF-TOT						
10-11/IOWA	31-6-593	66-174 (.379)	11-41 (.268)	35-66 (.530)	19-55-74	41	41-0	34	21-2	178-5.7	
11-12/IOWA	35-27-1031	139-319 (.436)	22-56 (.393)	102-141 (.723)	39-94-133	126	57-0	61	53-14	402-11.5	
12-13/IOWA	37-37-1130	176-430 (.409)	49-150 (.327)	153-189 (.810)	34-113-147	112	50-0	80	42-10	554-15.0	
13-14/IOWA	33-33-997	183-436 (.420)	52-149 (.349)	142-199 (.714)	26-80-106	118	64-0	57	60-7	560-17.0	
<b>TOTALS</b>	136-103-3751	564-1359 (.415)	134-396 (.338)	432-595 (.726)	118-342-460	397	212-0	232	176-33	1694-12.5	

### SHABAZZ NAPIER CAREER HIGHS

	CAREER HIGH	2014-15 SEASON HIGH	CAREER PLAYOFF HIGH
<b>POINTS:</b>	18 at New York, 2-20-15	18 at New York, 2-20-15	N/A
<b>REBOUNDS:</b>	7 at New York, 2-20-15	7 at New York, 2-20-15	N/A
<b>ASSISTS:</b>	8 at Cleveland, 2-11-15	8 at Cleveland, 2-11-15	N/A
<b>BLOCKS:</b>	1 (4) at Cleveland, 2-11-15	1 (4) at Cleveland, 2-11-15	N/A
<b>STEALS:</b>	3 (2) vs. New York, 2-9-15	3 (2) vs. New York, 2-9-15	N/A

\* NUMBERS IN PARENTHESES INDICATE THE NUMBER OF GAMES IN WHICH A PLAYER HAS REACHED A GIVEN TOTAL (IF MORE THAN ONE).



**2014-15 SEASON**

Played in 51 games (ten starts) during his rookie campaign with Miami, averaging 5.1 ppg., 2.5 apg. and 2.2 rpg. in 19.8 minpg., while shooting .364 (43-118) from three-point range...Ranked among all NBA rookies in three-point field goal percentage (3rd) and assists (7th)...Led (or tied) the team in scoring once and in assists eight...Scored in double figures 11 times, including a career-high 18 points on Feb. 20 @ New York...Also career-high seven rebounds in the same game...Dished out a career-best eight assists on Feb. 11 @ Cleveland...Recorded at least one steal 28 times and two-or-more steals ten times, including a career-high three steals twice, the last time on Feb. 9 vs. New York...Made his NBA regular season debut on Oct. 29 vs. Washington, tallying two points, three rebounds, two assists and one steal in 15 minutes... Made his first NBA start on Jan. 14 @ Golden State, tallying 10 points, six assists, two rebounds and one steal in 33 minutes...Missed 11 games due to injury: Missed three games (Mar. 27-31) due to right hip pain and the final eight games of the season (Apr. 2-15) due to a sports hernia...Had season-ending surgery on Apr. 1 to repair a sports hernia...DNP-CD 15 times...Also played in four games (two starts) with the Sioux Falls Skyforce of the NBA Development League, averaging 19.5 ppg., 5.0 rpg. and 3.8 apg. in 34.3 minpg.

**CAREER TRANSACTIONS**

Selected by Charlotte in the first round (24th overall) of the 2014 NBA Draft...Draft rights were traded from Charlotte to Miami in exchange for the draft rights to P.J. Hairston (26th overall) and Semaj Christon (55th overall), a 2019 second round draft pick and cash considerations (Jun. 26, 2014)...Traded by Miami along with cash considerations to Orlando in exchange for a conditional 2016 second round draft pick (Jul. 27, 2015).

**COLLEGE CAPSULE**

Played in 143 games (98 starts) during four seasons at the University of Connecticut, averaging 13.7 ppg., 4.5 apg., 4.0 rpg. and 1.76 stlpg. in 32.3 minpg.... Helped the Huskies capture the NCAA Championship in both 2011 and 2014...Became the only player in school history to amass at least 1,500 points and 500 assists during his career...Finished first on UConn's all-time list in games played and free throws made (509)...Also finished second in steals (251) and three-

point field goals made (260), third in assists (646), fourth in points (1,959), tenth in free throw percentage (.813) and 11th in field goals made (595)...As a senior (2013-14), appeared and started in 40 games, averaging 18.0 ppg., 5.9 rpg., 4.9 apg. and 1.83 stlpg. in 35.1 minpg....Named the 2014 American Athletic Conference Player of the Year and was a unanimous All-AAC First Team selection...Earned the Bob Cousy Award as the country's top point guard...Named to the AP All-American, the USBWA All-American and the NABC All-American First Teams...Earned AAC Player of the Week five times...Led Connecticut to the 2014 NCAA Championship and earned both Final Four and East Regional Most Outstanding Player honors, averaging 21.2 ppg. during the NCAA Tournament... Led the Huskies in seven different categories during their title run...As a junior (2012-13), played in 28 games (27 starts), averaging 17.1 ppg., 4.6 apg., 4.4 rpg. and 2.00 stlpg. in 37.3 minpg....Led UConn in scoring, assists steals and three-point field goal percentage...Named to the All-Big East First Team and selected the conference's player of the week twice... As a sophomore (2011-12), appeared in 34 games (31 starts), averaging 13.0 ppg., 5.8 apg., 3.5 rpg. and 1.65 stlpg. in 35.0 minpg....Recorded a triple-double with 22 points, 13 assists and 12 rebounds on Nov. 20 vs. Coppin State...As a freshman (2010-11), played in 41 games, averaging 7.8 ppg., 3.0 apg., 2.4 rpg. and 1.61 stlpg. in 23.8 minpg....Helped the Huskies capture the 2011 NCAA Championship...Named to the Big East All-Rookie Team and was named Big East Rookie of the Week on Jan. 10.

**ONE-ON-ONE**


Full name is Shabazz Bozie Napier...Pronounced shuh-BAZZ NAY-pier...Son of Carmen Velasquez... Has one brother and one sister...Graduated from Connecticut with a degree in sociology...Wears #13 because it is his mother's favorite number... Attended Charlestown High School for two years before transferring to Lawrence Academy...Had his jersey retired at Charlestown High School on Jan. 31, 2014... As a junior (2010), helped lead Lawrence Academy to a perfect 29-0 record and the New England Prep C title... Enjoys fishing and spending time with his family...His favorite NFL team is the New England Patriots...Threw out the ceremonial first pitch at Fenway Park before a Yankees/Red Sox game on Apr. 22, 2014...Wears size 11.5 sneakers... You can follow him on Twitter: @ShabazzNapier.

**SHABAZZ NAPIER NBA REGULAR SEASON RECORD**

YEAR/TEAM	G-GS-MIN	FGM-FGA (PCT.)	3FGM-3FGA (PCT.)	FTM-FTA (PCT.)	REBOUNDS		AST	PF-DQ	TO	STL-BLK	PTS-AVG
					OFF-DEF-TOT						
14-15/MIA	51-10-1012	87-228 (.382)	43-118 (.364)	44-56 (.786)	17-96-113		130	76-0	81	40-4	261-5.1
<b>TOTALS</b>	51-10-1012	87-228 (.382)	43-118 (.364)	44-56 (.786)	17-96-113		130	76-0	81	40-4	261-5.1

**SHABAZZ NAPIER COLLEGIATE RECORD**

YEAR/TEAM	G-GS-MIN	FGM-FGA (PCT.)	3FGM-3FGA (PCT.)	FTM-FTA (PCT.)	REBOUNDS		AST	PF-DQ	TO	STL-BLK	PTS-AVG
					OFF-DEF-TOT						
10-11/CONN	41-0-976	100-270 (.370)	46-141 (.326)	74-96 (.771)	26-73-99		124	72-0	75	66-5	320-7.8
11-12/CONN	34-31-1191	136-350 (.389)	59-166 (.355)	110-148 (.743)	23-97-120		198	87-2	94	56-9	441-13.0
12-13/CONN	28-27-1043	146-331 (.441)	68-171 (.398)	118-144 (.819)	14-109-123		129	58-0	67	56-3	478-17.1
13-14/CONN	40-40-1404	213-496 (.429)	87-215 (.405)	207-238 (.870)	38-196-234		195	84-1	114	73-13	720-18.0
<b>TOTALS</b>	143-98-4614	595-1447 (.411)	260-693 (.375)	509-626 (.813)	101-475-576		646	301-3	350	251-30	1959-13.7



# ANDREW NICHOLSON

# 44



**POSITION** .....Forward  
**HEIGHT** .....6-9  
**WEIGHT** .....250  
**YEARS PRO** .....3  
**COLLEGE** .....St. Bonaventure  
**HIGH SCHOOL**.....Fr. Michael Goetz Secondary (West Mississauga, Ontario)  
**BIRTHDATE**.....12-8-89  
**ACQUIRED** .....First round (19th overall) of the 2012 NBA Draft by Orlando.

## ANDREW NICHOLSON CAREER HIGHS

	CAREER HIGH	2014-15 SEASON HIGH	CAREER PLAYOFF HIGH
<b>POINTS:</b>	22 vs. Toronto, 12-29-12	18 at Brooklyn, 4-15-15	N/A
<b>REBOUNDS:</b>	12 vs. Charlotte, 2-19-13	9 at Brooklyn, 4-15-15	N/A
<b>ASSISTS:</b>	4 (2) vs. Boston, 4-13-13	3 (2) vs. Detroit, 3-27-15	N/A
<b>BLOCKS:</b>	4 (2) at Memphis, 12-9-13	2 (2) at Indiana, 3-10-15	N/A
<b>STEALS:</b>	4 at Phoenix, 12-9-12	2 vs. Portland, 3-20-15	N/A

\* NUMBERS IN PARENTHESES INDICATE THE NUMBER OF GAMES IN WHICH A PLAYER HAS REACHED A GIVEN TOTAL (IF MORE THAN ONE).



### 2014-15 SEASON

Played in 40 games (three starts) with Orlando, averaging 4.9 ppg. and 2.1 rpg. in 12.3 minpg.... As a starter, averaged 13.7 ppg., 5.7 rpg. and 2.3 apg. in 25.7 minpg.... Scored in double figures eight times this season, including a season-high 18 points on Apr. 15 @ Brooklyn... Recorded at least one steal five times and two-or-more steals once... Recorded at least one blocked shot ten times and two-or-more blocks twice... DNP-CD 38 times and on the Inactive List four times.

### PROFESSIONAL CAREER

Appeared in 191 career NBA regular season games (36 starts), all with Orlando, averaging 6.4 ppg. and 3.1 rpg. in 15.3 minpg.... **2013-14:** Appeared in 76 games (five starts) with Orlando, averaging 5.7 ppg. and 3.4 rpg. in 15.4 minpg.... As a starter, averaged 7.6 ppg., 4.2 rpg. and 1.20 blkpg. in 21.2 minpg.... Led (or tied) the team in scoring twice and in rebounding three times... Scored in double figures 15 times... Tallied double figures in rebounding four times... Recorded three double-doubles... Had at least one steal in 15 games... Had at least one blocked shot 17 times, including a career-high-tying four blocks on Dec. 9 @ Memphis... DNP-CD six times... **2012-13:** Played in 75 games (28 starts) during his rookie campaign with Orlando, averaging 7.8 ppg. and 3.4 rpg. in 16.7 minpg.... Shot .527 (256-486) from the field... As a starter, averaged 10.3 ppg. and 4.2 rpg. in 21.9 minpg.... Ranked among all NBA rookies in scoring (14th), rebounding (16th), field goal percentage (4th) and free throw percentage (5th, .798)... Led (or tied) the team in scoring five times and in rebounding three times... Scored in double figures 28 times and had 20-plus points twice, including a career-high 22 points on Dec. 29 vs. Toronto... Tallied double figures in rebounding twice, including a career-high 12 rebounds on Feb. 19 vs. Charlotte... Recorded two double-doubles, including first career NBA double-double on Feb. 1 @ Boston (14 points-10 rebounds)... Had at least one steal in 21 games, including a career-high four steals on Dec. 9 @ Phoenix... Had at least one blocked shot 21 times, including a career-high four blocks on Dec. 14 vs. Golden State... Participated in the 2013 BBVA Rising Stars Challenge at NBA All-Star Weekend, tallying six points and three rebounds in 10 minutes... Made his NBA debut on Nov. 2 vs. Denver (two points, two rebounds, one assist and one blocked shot in 11 minutes)... Made first career NBA start on Dec. 21 @ Toronto (six points, four rebounds, one

assist and one steal in 20 minutes)... Missed one game (Mar. 15) due to an illness and one game (Mar. 27) due to a sprained left ankle... DNP-CD five times.

### CAREER TRANSACTIONS

Selected by Orlando in the first round (19th overall) of the 2012 NBA Draft.

### COLLEGE CAPSULE


Appeared in 123 career games at St. Bonaventure University, averaging 17.1 ppg., 7.2 rpg. and 1.98 blkpg. in 29.9 minpg. and shot .575 (809-1,407) from the field during his collegiate career... Earned All-Atlantic 10 Conference honors all four seasons (First Team, 2010-11 and 2011-12; Second Team, 2008-09 and 2009-10) and was named the Atlantic 10 Player of the Year as a senior in 2011-12... Also earned All-American honors by *The Associated Press* in 2011-12... Led the Bonnies in scoring, rebounding and blocked shots for three straight seasons (2009-12)... Ranks second all-time in school history in scoring (2,103 points), second in blocked shots (244), second in field goal percentage and fourth in rebounds (887)... As a senior (2011-12), played in 32 games, averaging 18.5 ppg., 8.4 rpg., 1.0 apg. and 2.0 blkpg. in 30.1 minpg.... Scored in double figures 29 times... Grabbed a career-best 23 rebounds (along with 21 points) on Feb. 11 vs. Duquesne, and led the Bonnies to the NCAA Tournament... During his junior year (2010-11), appeared in 31 games, averaging 20.8 ppg., 7.3 rpg. and 1.5 blkpg. in 33.8 minpg.... Scored in double figures 30 times, including a career-high 44 points on Dec. 18 vs. Ohio University... As a sophomore (2009-10), played in 30 games, averaging 16.4 ppg., 7.1 rpg. and 1.8 blkpg. in 30.2 minpg.... During his freshman season (2008-09), averaged 12.5 ppg., 6.0 rpg. and a team-high 2.7 blkpg. in 25.1 minpg... Named Atlantic 10 Rookie of the Year.

### ONE-ON-ONE

Son of Fabian and Colmaleen Nicholson... Has an older brother, Gary... A member of the Canadian National Team... Graduated with a degree in physics from St. Bonaventure... Had his #44 retired by St. Bonaventure in February 2014... Changed his major from chemistry to physics... During the 2012 holidays, took underprivileged children on a Wal-Mart shopping spree, in conjunction with Pepsi... Did not play basketball until his junior year of high school... Played baseball and was a 6'6" first baseman until the tenth grade... You can follow him on Twitter: @nicholaf44.

**ANDREW NICHOLSON NBA REGULAR SEASON RECORD**

YEAR/TEAM	G-GS-MIN	FGM-FGA (PCT.)	3FGM-3FGA (PCT.)	FTM-FTA (PCT.)	REBOUNDS					PTS-AVG
					OFF-DEF-TOT	AST	PF-DQ	TO	STL-BLK	
12-13/ORL	75-28-1249	256-486 (.527)	0-0 (---)	75-94 (.798)	69-189-258	44	133-2	79	24-32	587-7.8
13-14/ORL	76-5-1174	180-420 (.429)	28-89 (.315)	47-57 (.825)	53-202-255	25	150-2	51	18-23	435-5.7
14-15/ORL	40-3-492	83-190 (.437)	13-41 (.317)	15-25 (.600)	17-65-82	22	51-0	24	6-12	194-4.9
<b>TOTALS</b>	<b>191-36-2915</b>	<b>519-1096 (.474)</b>	<b>41-130 (.315)</b>	<b>137-176 (.778)</b>	<b>139-456-595</b>	<b>91</b>	<b>334-4</b>	<b>154</b>	<b>48-67</b>	<b>1216-6.4</b>



**VICTOR  
OLADIPO**  
**5**



**POSITION** ..... Guard  
**HEIGHT** ..... 6-4  
**WEIGHT** ..... 210  
**YEARS PRO** ..... 2  
**COLLEGE** ..... Indiana  
**HIGH SCHOOL** ..... DeMatha  
 (Hyattsville, MD)  
**BIRTHDATE** ..... 5-4-92  
**ACQUIRED** ..... First round  
 (second overall)  
 of the 2013 NBA  
 Draft by Orlando.

**VICTOR OLADIPO CAREER HIGHS**

	CAREER HIGH	2014-15 SEASON HIGH	CAREER PLAYOFF HIGH
<b>POINTS:</b>	38 vs. Phoenix, 3-4-15	38 vs. Phoenix, 3-4-15	N/A
<b>REBOUNDS:</b>	13 vs. Miami, 2-25-15	13 vs. Miami, 2-25-15	N/A
<b>ASSISTS:</b>	14 vs. New York, 2-21-14	10 vs. Sacramento, 3-6-15	N/A
<b>BLOCKS:</b>	3 (3) at Indiana, 3-10-15	3 at Indiana, 3-10-15	N/A
<b>STEALS:</b>	5 (5) vs. Sacramento, 3-6-15	5 vs. Sacramento, 3-6-15	N/A

\* NUMBERS IN PARENTHESES INDICATE THE NUMBER OF GAMES IN WHICH A PLAYER HAS REACHED A GIVEN TOTAL (IF MORE THAN ONE).



2014-15 SEASON

Played in 72 games (71 starts) with Orlando, averaging a career-high 17.9 ppg., 4.2 rpg., 4.1 apg. and 1.67 stlpg. in a team-high and career-high 35.7 minpg., while shooting a team-best .819 (262-320) from the free throw line... As a starter, averaged 18.0 ppg., 4.2 rpg., 4.1 apg. and 1.69 stlpg. in 35.9 minpg.... Tied for eighth in the NBA in minutes played, ranked 16th in steals, 21st in scoring and tied for 36th in assists... Led (or tied) the team in scoring a team-best 31 times, in rebounding once and in assists 18 times... Scored in double figures 67 times, had 20+ points 26 times and had 30+ points five times, including a career-high 38 points on Mar. 4 vs. Phoenix... Hit eventual game-winning free throw with 6.6 seconds left on Dec. 29 @ Miami... Had game-winning layup with 1.5 seconds remaining on Apr. 8 vs. Chicago... Recorded three double-doubles... Pulled down a career-high 13 rebounds on Feb. 25 vs. Miami... Dished out a season-high 10 assists on Mar. 6 vs. Sacramento... In same game, tallied 32 points and five steals, becoming only second player in the NBA this season with 30+ points, 10+ assists and five-plus steals in same game (Westbrook)... Also became just the second player in Magic history with 30+ points, 10+ assists and five-plus steals in same game (Armstrong, Nov. 24, 1999)... Recorded at least one steal 62 times and two-or-more steals 38 times, including a career-high-tying five steals on Mar. 6 vs. Sacramento... Tied a career-high with three blocked shots on Mar. 10 @ Indiana... During 2015 NBA All-Star Weekend, tallied a team-high-tying 22 points, four assists, three rebounds and team-high-tying four steals for the United States during the BBVA Compass Rising Stars Challenge... Also finished second in the Sprite Slam Dunk contest to Minnesota's Zach Lavine... Missed ten games due to injury: missed nine games (Oct. 28-Nov. 12) due to a facial fracture and once (Jan. 31) due to a sore right Achilles.

PROFESSIONAL CAREER

Appeared in 152 regular season games (115 starts) during his NBA career, all with Orlando, averaging 15.8 ppg., 4.2 rpg., 4.1 apg. and 1.64 stlpg. in 33.3 minpg.... Named to the 2013-14 NBA All-Rookie First Team... **2013-14:** Played in 80 games (44 starts) during his rookie campaign with Orlando, averaging 13.8 ppg., 4.1 rpg., 4.1 apg. and a team-high 1.61 stlpg. in 31.1 minpg.... As a starter, averaged 14.7 ppg., 4.6 rpg., 4.5 apg. and 1.93 stlpg. in

35.5 minpg.... Tied for 15th in the NBA in steals... Also ranked among all NBA rookies in scoring (2nd), rebounding (T-8th), assists (3rd), FG percentage (.419, 8th), three-point FG percentage (.327, T-7th), FT percentage (.780, 6th), steals (2nd) and minutes played (3rd)... Named NBA's Rookie of the Month for both December 2013 and February 2014... Became just the second rookie in Magic history with 1,000+ points, 300+ assists and 100+ steals in a season (Hardaway)... Led (or tied) the team in scoring 13 times, in rebounding twice and in assists 18 times... Scored in double figures 62 times had 20+ points 12 times and 30+ points twice, including a career-high 35 points on Jan. 15 vs. Chicago... Became the first Magic rookie to have 35+ points and eight-plus assists in the same game on Jan. 15 vs. Chicago... Also logged a career-high 57 minutes in the same game, the most ever by a Magic rookie and the most by an NBA rookie since Feb. 22, 1954... On Feb. 21 vs. New York, recorded 30 points and a career-high 14 assists, becoming just the fourth NBA rookie over the last 20 years with 30+ points and 14+ assists in the same game (Kidd, Iverson, Francis)... Recorded first triple-double of NBA career on Dec. 3 @ Philadelphia with 26 points, 10 rebounds and 10 assists in 52 minutes... Had six double-doubles... Tallied double figures in rebounding three times, including a career-high 12 rebounds on Jan. 24 vs. L.A. Lakers... Dished out 10+ assists in six games... Had at least one steal in 66 games and two-or-more steals 38 times, including a career-high five steals four times, the last time on Feb. 23 @ Toronto... Had at least one blocked shot 27 times and two-or-more blocks eight times, including a career-high three blocks on Nov. 29 vs. San Antonio and Dec. 13 vs. Cleveland... Participated in the 2014 BBVA Rising Stars Challenge at NBA All-Star Weekend, tallying 13 points, four assists and one rebound in 20 minutes... Also participated in the Taco Bell Skills Challenge with Philadelphia's Michael Carter-Williams, finishing in second place just 0.1 seconds behind the winning time... Made his NBA debut on Oct. 29 @ Indiana, tallying 12 points, three rebounds, two assists and one steal in 23 minutes... Scored first NBA points on a three-pointer (first shot attempt) with 2:57 left in the first quarter... Made first NBA start on Nov. 20 vs. Miami, recording 20 points, four rebounds, two assists, five steals and two blocks in 36 minutes... Missed two games (Mar. 5-8) due to a sore left ankle.

CAREER TRANSACTIONS

Selected by Orlando in the first round (second overall) of the 2013 NBA Draft.

COLLEGE CAPSULE

Appeared in 104 career games at Indiana University, averaging 10.7 ppg., 5.2 rpg., 1.7 apg. and 1.55 stlpg. in 24.6 minpg. and shot .538 (406-754) from the field during his collegiate career... Ranks third in IU history in career steals (161) and scored 1,117 points with the Hoosiers... As a junior (2012-13), played and started in all 36 games, averaging 13.6 ppg., 6.3 rpg., 2.1 apg. and 2.17 stlpg. in 28.4 minpg., while shooting .599 (182-304) from the field and .441 (30-68) from three-point range... Helped the Hoosiers reach their second straight trip to the NCAA Sweet Sixteen and Indiana's first outright Big Ten regular season championship since 1993... Set an Indiana single-season record in steals (78) while leading the Big Ten in field goal percentage and steals... Named First Team All-American by *he Associated Press*, *The Sporting News* and the NABC, earned *The Sporting News* National Player of the Year, and was named Big Ten Defensive Player of the Year... Also a finalist for the Wooden Award and the Oscar Robertson Trophy, given to the National Player of the Year... Scored in double figures 30 times, including a career-high 26

points on Feb. 10 @ Ohio State... As a sophomore (2011-12), appeared in 36 games (34 starts), averaging 10.8 ppg., 5.3 rpg., 2.0 apg. and 1.36 stlpg. in 26.7 minpg... Earned Big Ten All-Defensive Team honor and was named Honorable Mention All-Big Ten... Finished eighth in the conference in steals... During his freshman season (2010-11), played in 32 games (five starts), averaging 7.4 ppg., 3.7 rpg. and 1.06 stlpg. in 18.0 minpg., while shooting .547 from the field.

ONE-ON-ONE

Son of Chris and Joan Oladipo... Has three sisters, Kristine, Kendra and Victoria... Chosen to the 2014 USA Men's Select Team... Was a sports communications/broadcast major at Indiana... Recognized for his tremendous efforts in the Central Florida community as the co-winner of the Rich and Helen DeVos Community Enrichment Award in 2015 with Tobias Harris... Played high school basketball at famed DeMatha High School, which has produced 13 NBA players, including Adrian Dantley, Danny Ferry, Sidney Lowe and former Magic swingman Keith Bogans... In the summer of 2014, hosted an Orlando Magic youth basketball camp... You can follow him on Twitter: @VicOladipo.

VICTOR OLADIPO NBA REGULAR SEASON RECORD

YEAR/TEAM	G-GS-MIN	FGM-FGA (PCT.)	3FGM-3FGA (PCT.)	FTM-FTA (PCT.)	REBOUNDS		AST	PF-DQ	TO	STL-BLK	PTS-AVG
					OFF-DEF-TOT						
13-14/ORL	80-44-2487	392-936 (.419)	74-226 (.327)	248-318 (.780)	43-286-329	327	210-0	256	129-37	1106-13.8	
14-15/ORL	72-71-2573	473-1086 (.436)	84-248 (.339)	262-320 (.819)	51-251-302	295	187-1	204	120-19	1292-17.9	
<b>TOTALS</b>	<b>152-115-5060</b>	<b>865-2022 (.428)</b>	<b>158-474 (.333)</b>	<b>510-638 (.799)</b>	<b>94-537-631</b>	<b>622</b>	<b>397-1</b>	<b>460</b>	<b>249-56</b>	<b>2398-15.8</b>	

VICTOR OLADIPO COLLEGIATE RECORD

YEAR/TEAM	G-GS-MIN	FGM-FGA (PCT.)	3FGM-3FGA (PCT.)	FTM-FTA (PCT.)	REBOUNDS		AST	PF-DQ	TO	STL-BLK	PTS-AVG
					OFF-DEF-TOT						
10-11/IU	32-5-576	88-161 (.547)	8-26 (.308)	52-85 (.612)	51-68-119	28	69-2	44	34-7	236-7.4	
11-12/IU	36-34-961	136-289 (.471)	10-48 (.208)	108-144 (.750)	63-128-191	73	90-1	76	49-21	390-10.8	
12-13/IU	36-36-1021	182-304 (.599)	30-68 (.441)	97-130 (.746)	93-135-228	74	89-2	82	78-28	491-13.6	
<b>TOTALS</b>	<b>104-75-2558</b>	<b>406-754 (.538)</b>	<b>48-142 (.338)</b>	<b>257-359 (.716)</b>	<b>207-331-538</b>	<b>175</b>	<b>248-5</b>	<b>202</b>	<b>161-56</b>	<b>1117-10.7</b>	



# ELFRID PAYTON

# 4



**POSITION** ..... Guard  
**HEIGHT** ..... 6-4  
**WEIGHT** ..... 185  
**YEARS PRO** ..... 1  
**COLLEGE** ..... Louisiana-Lafayette  
**HIGH SCHOOL** ..... John Ehret (Marrero, LA)  
**BIRTHDATE** ..... 2-22-94  
**DRAFTED** ..... First round (tenth overall) of the 2014 NBA Draft by Philadelphia.  
**ACQUIRED** ..... From Philadelphia in exchange for the draft rights to Dario Saric, a future first round draft pick and a future second round draft pick on June 26, 2014.

## ELFRID PAYTON CAREER HIGHS

	CAREER HIGH	2014-15 SEASON HIGH	CAREER PLAYOFF HIGH
<b>POINTS:</b>	22 (2) vs. Portland, 3-20-15	22 (2) vs. Portland, 3-20-15	N/A
<b>REBOUNDS:</b>	10 (3) vs. Portland, 3-20-15	10 (3) vs. Portland, 3-20-15	N/A
<b>ASSISTS:</b>	13 vs. Detroit, 3-27-15	13 vs. Detroit, 3-27-15	N/A
<b>BLOCKS:</b>	2 (2) vs. Toronto, 4-10-15	2 (2) vs. Toronto, 4-10-15	N/A
<b>STEALS:</b>	6 at Washington, 2-9-15	6 at Washington, 2-9-15	N/A

\* NUMBERS IN PARENTHESES INDICATE THE NUMBER OF GAMES IN WHICH A PLAYER HAS REACHED A GIVEN TOTAL (IF MORE THAN ONE).



PURE MAGIC

ELFRID PAYTON

### 2014-15 SEASON

Named to the 2014-15 NBA All-Rookie First Team... Finished fourth in voting for NBA Rookie of the Year... Played in all 82 games (63 starts) during his rookie campaign with Orlando, averaging 8.9 ppg., a team-high 6.5 apg., 4.3 rpg. and a team-high 1.73 stlpg. in 30.3 minpg... Had an assists-to-turnover ratio of 2.63 (533/203)... As a starter, averaged 9.5 ppg., 7.1 apg., 4.6 apg. and 1.87 stlpg. in 32.7 minpg... Ranked 13th in the NBA in steals, 14th in assists and 16th in assists-to-turnover ratio... Also ranked among all NBA rookies in scoring (8th), rebounding (T-8th), assists (1st), FG percentage (7th), steals (2nd) and minutes played (4th)... Led (or tied) the team in scoring four times, in rebounding six times and in assists a team-high 64 times... Scored in double figures 38 times and had 20+ points three times, including a career-high 22 points on Jan. 16 vs. Memphis and Mar. 20 vs. Portland... Dished out 10+ assists 13 times, including a career-high 13 assists on Mar. 27 vs. Detroit... Recorded ten double-doubles... Had first career double-double on Dec. 19 vs. Utah with 11 points and 11 assists... Recorded two triple-doubles: Had 15 points, 12 assists and 10 rebounds on Mar. 18 @ Dallas... Tallied 22 points, 10 rebounds and 10 assists on Mar. 20 vs. Portland... Became the first player in Magic history to record consecutive triple-doubles and the seventh rookie to accomplish the feat in NBA history (first since Antoine Walker in April 1997)... Pulled down 10+ rebounds three times... Recorded at least one steal 66 times and two-or-more steals 41 times, including a career-high six steals on Feb. 9 @ Washington... Recorded at least one blocked shot 18 times and had two-or-more twice... Named NBA's Eastern Conference Rookie of the Month for January... Averaged 10.7 ppg., 6.9 apg. and 1.87 stlpg. during the month... Became the first rookie to play in all 82 games since Dwight Howard in 2004-05 and the first player since 2009-10... Was the 21st player in Magic history to accomplish the feat (31st time)... During 2015 NBA All-Star Weekend, recorded two points, three rebounds and three assists for the United States in the BBVA Compass Rising Stars Challenge... Became only the third player in NBA history to record seven-or-more assists in his first four career games (Oscar Robertson, John Wall)... Made his NBA regular season debut and his first NBA start on Oct. 28 @

New Orleans, tallying four points, a game-high seven assists, five rebounds and one steal in 31 minutes... Became the first rookie in Magic history to start at point guard.

### CAREER TRANSACTIONS

Selected by Philadelphia in the first round (tenth overall) of the 2014 NBA Draft... Draft rights traded from Philadelphia to Orlando in exchange for the draft rights to Dario Saric, a future first round draft pick and a future second round draft pick (Jun. 26, 2014).

### COLLEGE CAPSULE

Appeared in 100 career games during three years at the University of Louisiana at Lafayette, averaging 14.3 ppg., 5.1 rpg., 4.9 apg. and 1.97 stlpg. in 31.6 minpg... Left as the school's all-time leader in steals with 197... As a junior (2013-14), played and started all 35 games, averaging a team-high 19.2 ppg., 6.0 rpg., 5.9 apg. and 2.29 stlpg. in 35.9 minpg., while shooting .509 (237-466) from the floor... Led the Ragin' Cajuns to a 23-12 record and their first NCAA Tournament berth since 2005... Named the 2013-14 Lefty Driesell National Defensive Player of the Year and a Lou Henson All-American... Earned First Team All-Sun Belt Conference honors for the second straight season and was the Sun Belt Conference Defensive Player of the Year... Led the conference in steals for the second straight year with 80... Scored 20+ points 14 times, had 30-or-more points four times and attempted a school-record 302 free throws (second in the nation)... One of only ten NCAA Division I players to record a triple-double with 34 points, 11 rebounds and 11 assists on Jan. 4 vs. Louisiana-Monroe... During his sophomore season (2012-13), played and started all 33 games, averaging a team-high 15.9 ppg., 5.6 rpg., 5.5 apg. and 2.42 stlpg. in 35.5 minpg., earning First Team All-Sun Belt Conference honors... The only player in NCAA Division I to average 15.0 ppg., 5.0 rpg., 5.0 apg. and 2.00 stlpg.... Led the Sun Belt Conference in assists and steals, ranked second in minutes played, third in scoring, fifth in assists-to-turnover ratio (1.60) and ninth in field goal percentage (.475)... As a freshman (2011-12), played in all 32 games (11 starts), averaging 7.2 ppg., 3.6 rpg., 3.0 apg. and 1.16 stlpg. in 22.7 minpg., leading the team in assists.

# ELFRID PAYTON



## ONE-ON-ONE


Son of Elfrid, Sr. and Danielle Payton...The second of six children, having five sisters...Father played defensive end at Grambling and in the CFL...He is a Canadian Football Hall-of-Famer, tallying 154 career sacks...Helped the United States to a gold medal at the 2013 FIBA U19 World Championships in Prague, averaging 6.1 ppg., 3.3 rpg., 2.1 apg. and 2.3 stlpg., while shooting .575 (23-40) from the floor and starting all nine games in the tournament...Teammates on that U19 team with Aaron Gordon...Was a general studies major while at Louisiana-Lafayette...Became just the third player in ULL history to be drafted in the first round (Andrew Toney, eighth pick, 1980; Kevin Brooks, 18th pick, 1991)...You can follow him on Twitter: @elfrid.

### ELFRID PAYTON NBA REGULAR SEASON RECORD

YEAR/TEAM	G-GS-MIN	FGM-FGA (PCT.)	3FGM-3FGA (PCT.)	FTM-FTA (PCT.)	REBOUNDS		AST	PF-DQ	TO	STL-BLK	PTS-AVG
					OFF-DEF-TOT						
14-15/ORL	82-63-2489	301-708 (.425)	11-42 (.262)	118-214 (.551)	107-242-349	533	193-0	203	142-20	731-8.9	
<b>TOTALS</b>	<b>82-63-2489</b>	<b>301-708 (.425)</b>	<b>11-42 (.262)</b>	<b>118-214 (.551)</b>	<b>107-242-349</b>	<b>533</b>	<b>193-0</b>	<b>203</b>	<b>142-20</b>	<b>731-8.9</b>	

### ELFRID PAYTON COLLEGIATE RECORD

YEAR/TEAM	G-GS-MIN	FGM-FGA (PCT.)	3FGM-3FGA (PCT.)	FTM-FTA (PCT.)	REBOUNDS		AST	PF-DQ	TO	STL-BLK	PTS-AVG
					OFF-DEF-TOT						
11-12/ULL	32-11-726	77-172 (.448)	0-8 (.000)	75-133 (.564)	21-93-114	97	67-1	96	37-9	229-7.2	
12-13/ULL	33-33-1171	187-394 (.475)	16-50 (.320)	135-210 (.643)	46-138-184	181	76-0	113	80-21	525-15.9	
13-14/ULL	35-35-1258	237-466 (.509)	14-54 (.259)	184-302 (.609)	81-129-210	208	83-1	127	80-21	672-19.2	
<b>TOTALS</b>	<b>100-79-3155</b>	<b>501-1032 (.485)</b>	<b>30-112 (.268)</b>	<b>394-645 (.611)</b>	<b>148-360-508</b>	<b>486</b>	<b>226-2</b>	<b>336</b>	<b>197-51</b>	<b>1426-14.3</b>	



**JASON SMITH**  
**14**



**POSITION** .....Forward-Center  
**HEIGHT** .....7-0  
**WEIGHT** .....240  
**YEARS PRO** .....8  
**COLLEGE** .....Colorado State  
**HIGH SCHOOL**.....Platte Valley (Kersey, CO)  
**BIRTHDATE**.....3-2-86  
**DRAFTED** .....First round (20th overall) of the 2007 NBA Draft by Miami.  
**ACQUIRED** .....Signed as a free agent on July 14, 2015.

### JASON SMITH CAREER HIGHS

	CAREER HIGH	2014-15 SEASON HIGH	CAREER PLAYOFF HIGH
<b>POINTS:</b>	26 vs. Minnesota, 4-7-12	25 at Orlando, 2-11-15	6 (2) vs. L.A. Lakers, 4-22-11
<b>REBOUNDS:</b>	16 vs. Detroit, 12-11-13	13 vs. Golden State, 2-7-15	5 (2) vs. Detroit, 5-1-08
<b>ASSISTS:</b>	6 (3) at Orlando, 4-11-15	6 (3) at Orlando, 4-11-15	1 (4) vs. L.A. Lakers, 4-22-11
<b>BLOCKS:</b>	5 (3) vs. Charlotte, 11-2-13	4 (2) at Orlando, 4-11-15	2 at Detroit, 4-23-08
<b>STEALS:</b>	3 (4) vs. Milwaukee, 12-3-12	2 (3) vs. Cleveland, 2-22-15	2 at L.A. Lakers, 4-17-11

\* NUMBERS IN PARENTHESES INDICATE THE NUMBER OF GAMES IN WHICH A PLAYER HAS REACHED A GIVEN TOTAL (IF MORE THAN ONE).



**2014-15 SEASON**

Played in all 82 games (31 starts) with New York, averaging 8.0 ppg., 4.0 rpg. and 1.7 apg. in 21.8 minpg., while shooting .830 (127-153) from the free throw line...Led (or tied) the team in scoring once, in rebounding 11 times and in assists five times... Scored in double figures 29 times and had 20+ points twice, including a season-high 25 points on Feb. 11 @ Orlando...Pulled down 10+ rebounds four times, including a season-high 13 rebounds on Feb. 7 vs. Golden State...Recorded three double-doubles... Dished out a career-high six assists three times, the last on Apr. 11 @ Orlando...Had at least one steal 29 times...Recorded at least one blocked shot 27 times and had two-or-more blocks ten times, including a season-high four blocked shots twice, the last time on Apr. 11 @ Orlando.

**PROFESSIONAL CAREER**

Appeared in 413 career NBA regular season games (62 starts) with Philadelphia, New Orleans and New York, averaging 6.4 ppg. and 3.6 rpg. in 17.7 minpg...Also played in 12 career playoff games, averaging 2.8 ppg. and 1.8 rpg. in 11.7 minpg...**2013-14:** Played in 31 games (27 starts) with New Orleans, averaging 9.7 ppg. and 5.8 rpg. in 26.8 minpg...Scored a season-high 22 points twice, the last time on Dec. 11 vs. Detroit...Also pulled down a career-high 16 rebounds on Dec. 11 vs. Detroit...Recorded a career-high-tying five blocked shots on Nov. 2 vs. Charlotte...Had two double-doubles...Missed a total of 40 games due to injury: 30 due to right knee cartilage and 10 due to shoulder/knee injuries...**2012-13:** Appeared in 51 games with New Orleans, averaging 8.2 ppg. and 3.6 rpg in 17.2 minpg., while shooting .843 (86-102) from the free throw line...Recorded a career-high five blocked shots twice...Had a career-high-tying three steals on Dec. 3 vs. Milwaukee...Notched one double-double...Missed the final 24 games of the season due to a torn right labrum...**2011-12:** Played in 40 games (29 starts) with New Orleans, averaging a career-high 9.9 ppg., 4.9 rpg. and 1.03 blkpg. in 23.7 minpg...Shot a career-best .520 (181-348) from the field...Led (or tied) the team in scoring four times and in rebounding eight times...Scored a career-high 26 points on Apr. 7 vs. Minnesota...Recorded four double-

doubles...Suspended for two games by the NBA following a flagrant foul on Mar. 22 vs. L.A. Clippers... Missed 21 total games due to injury: missed 20 games due to a concussion and one game due to a sprained left ankle...**2010-11:** Appeared in 77 games (six starts) with New Orleans, averaging 4.3 ppg. and 3.1 rpg. in 14.3 minpg...Also played in six postseason outings vs. L.A. Lakers, averaging 2.3 ppg. and 1.2 rpg in 9.7 minpg...**2009-10:** Played in 56 games (two starts) with Philadelphia, averaging 3.4 ppg. and 2.4 rpg. in 11.8 minpg...**2008-09:** Missed the entire regular season and the playoffs after suffering a torn left ACL during a workout session in August 2008...Underwent successful ACL reconstruction surgery on Sep. 17, 2008...**2007-08:** Played in 76 games (one start) during his rookie campaign with Philadelphia, averaging 4.5 ppg. and 3.0 rpg. in 14.6 minpg...Also appeared in six playoff games vs. Detroit, averaging 3.3 ppg. and 2.5 rpg. in 13.7 minpg.

**CAREER TRANSACTIONS**

Selected by Miami in the first round (20th overall) of the 2007 NBA Draft...Draft rights traded from Miami to Philadelphia in exchange for the draft rights to Daequan Cook, cash and a 2009 second round draft pick (Jun. 28, 2007)...Traded by Philadelphia along with Willie Green to New Orleans in exchange for Craig Brackins and Darius Songalia (Sep. 23, 2010)... Signed as a free agent by New York (Jul. 18, 2014)... Signed as a free agent by Orlando (Jul. 14, 2015).

**COLLEGE CAPSULE**

Played in 87 career games during three seasons at Colorado State University, averaging 14.7 ppg., 7.9 rpg. and 2.0 apg. in 27.9 minpg., while shooting .548 (456-832) from the floor...Named First Team All-Mountain West Conference as both a sophomore (2005-06) and a junior (2006-07)...During his junior season (2006-07), was one of ten NCAA Division I players to average a double-double, recording career-highs of 16.8 ppg. and 10.1 rpg...Had 24 double-doubles, the second-most in school history... As a freshman (2004-05), averaged 10.5 ppg., 5.8 rpg. and 1.7 apg., while shooting .554 (103-186) from the floor...Named the Mountain West Conference Freshman of the Year.

**ONE-ON-ONE**

Full name is Jason Victor Smith...During his time with New Orleans, was extremely active in the community...Helped distribute bicycles to underprivileged children at Harmony Oaks Community Center during 2010 holidays...Provided meals to senior citizens at the New Orleans Basketball Senior Luncheon in December 2011...Read to a group of elementary students at a Hornets Reading Timeout in Apr. 2012...Assisted in the dedication of a math and science center at Fontainebleu High School in Mandeville, LA...Named a two-time Colorado state high school Player of the Year...You can follow him on Twitter: @JasonSmith014.

**JASON SMITH NBA REGULAR SEASON RECORD**

YEAR/TEAM	G-GS-MIN	FGM-FGA (PCT.)	3FGM-3FGA (PCT.)	FTM-FTA (PCT.)	REBOUNDS					PTS-AVG
					OFF-DEF-TOT	AST	PF-DQ	TO	STL-BLK	
07-08/PHI	76-1-1107	141-310 (.455)	4-14 (.286)	54-82 (.659)	77-153-230	20	142-1	48	22-50	340-4.5
08-09/PHI	DNP-injury									
09-10/PHI	56-2-658	75-174 (.431)	10-29 (.345)	29-42 (.690)	54-81-135	33	110-1	35	21-28	189-3.4
10-11/NO	77-6-1102	136-307 (.443)	0-2 (.000)	59-70 (.843)	89-152-241	36	150-0	53	26-32	331-4.3
11-12/NO	40-29-947	181-348 (.520)	1-9 (.111)	33-47 (.702)	72-124-196	34	102-0	40	21-41	396-9.9
12-13/NO	51-0-876	167-341 (.490)	0-4 (.000)	86-102 (.843)	64-122-186	34	123-0	55	15-45	420-8.2
13-14/NO	31-27-830	131-282 (.465)	0-0 (---)	39-50 (.780)	51-130-181	29	100-3	28	11-29	301-9.7
14-15/NY	82-31-1785	257-592 (.434)	15-42 (.357)	127-153 (.830)	98-226-324	140	205-2	104	32-44	656-8.0
<b>TOTALS</b>	413-96-7305	1088-2354 (.462)	30-100 (.300)	427-546 (.782)	505-988-1493	326	932-7	363	148-269	2633-6.4

**JASON SMITH NBA PLAYOFF RECORD**

YEAR/TEAM	G-GS-MIN	FGM-FGA (PCT.)	3FGM-3FGA (PCT.)	FTM-FTA (PCT.)	REBOUNDS					PTS-AVG
					OFF-DEF-TOT	AST	PF-DQ	TO	STL-BLK	
07-08/PHI	6-0-82	8-18 (.444)	0-1 (.000)	4-4 (1.000)	4-11-15	3	5-0	2	1-5	20-3.3
10-11/NO	6-0-58	7-15 (.467)	0-0 (---)	0-0 (---)	1-6-7	1	11-0	0	2-0	14-2.3
<b>TOTALS</b>	12-0-140	15-33 (.455)	0-1 (.000)	4-4 (1.000)	5-17-22	4	16-0	2	3-5	34-2.8





# NIKOLA VUCEVIC

# 9



**POSITION** ..... Center  
**HEIGHT** ..... 7-0  
**WEIGHT** ..... 260  
**YEARS PRO** ..... 4  
**COLLEGE** ..... USC  
**HIGH SCHOOL**..... Stoneridge Prep (Simi Valley, CA)  
**BIRTHDATE**..... 10-24-90  
**DRAFTED** ..... First round (16th overall) of the 2011 NBA Draft by Philadelphia.  
**ACQUIRED** ..... From Philadelphia as part of a four-team, 12 player deal on August 10, 2012.

## NIKOLA VUCEVIC CAREER HIGHS

	CAREER HIGH	2014-15 SEASON HIGH	CAREER PLAYOFF HIGH
<b>POINTS:</b>	37 at Minnesota, 4-3-15	37 at Minnesota, 4-3-15	1 vs. Boston, 5-16-12
<b>REBOUNDS:</b>	29 vs. Miami, 12-31-12	23 at New Orleans, 10-28-14	1 vs. Boston, 5-16-12
<b>ASSISTS:</b>	7 vs. Cleveland, 12-26-14	7 vs. Cleveland, 12-26-14	N/A
<b>BLOCKS:</b>	4 (2) at New Orleans, 10-28-14	4 at New Orleans, 10-28-14	N/A
<b>STEALS:</b>	4 at San Antonio, 4-3-13	3 (3) at Milwaukee, 3-11-15	N/A

\* NUMBERS IN PARENTHESES INDICATE THE NUMBER OF GAMES IN WHICH A PLAYER HAS REACHED A GIVEN TOTAL (IF MORE THAN ONE).



PURE  MAGIC

NIKOLA VUCEVIC

## 2014-15 SEASON

Played and started in 74 games with Orlando, averaging a team-high and career-high 19.3 ppg., a team-high 10.9 rpg. and 2.0 apg. in a career-high 34.2 minpg., while shooting a team-high .523 (631-1,206) from the floor... Ranked fifth in the NBA in double-doubles, sixth in rebounding, ninth in FG percentage, tied for 16th in scoring and tied for 25th in minutes played... Led (or tied) the team in scoring 25 times, in rebounding a team-best 53 times and in assists twice... Scored in double figures a team-high 73 times, had 20+ points 30 times and 30+ points six times, including a career-high 37 points (and 17 rebounds) on Apr. 3 @ Minnesota... Hit pair of game-tying free throws to force overtime with 11.9 seconds left on Nov. 7 vs. Minnesota... Tallied 10+ rebounds 45 times, 15+ rebounds 11 times and 20+ rebounds once, including a season-high 23 rebounds on Oct. 28 @ New Orleans... Recorded a career-high-tying 18 defensive rebounds in that game... Recorded a team-high 45 double-doubles... Dished out a career-high seven assists on Dec. 26 vs. Cleveland... Recorded at least one blocked shot 40 times and two-or-more blocks nine times, including a career-high-tying four blocked shots on Oct. 28 @ New Orleans... Recorded at least one steal 39 times and two-or-more steals 12 times, including a season-high three steals three times, the last on Mar. 11 @ Milwaukee... Missed eight games due to injury: missed two games (Dec. 2-3) due to back spasms, four games (Dec. 5-12) due to a low back sprain and two games (Mar. 6-8) due to a sore left ankle.

## PROFESSIONAL CAREER

Appeared in 259 regular season games (223 starts) during his NBA career with Philadelphia and Orlando, averaging 13.6 ppg., 10.0 rpg. and 1.6 apg. in 29.8 minpg.... Shot .511 (1,576-3,082) from the floor during his career... Has 129 career double-doubles... Named NBA's Eastern Conference Player of the Week once (period ending Mar. 30, 2014)... Also appeared in one career playoff game, tallying one point and one rebound in three minutes... **2013-14:** Appeared and started in 57 games with Orlando, averaging 14.2 ppg., a team-high 11.0 rpg., 1.8 apg. and 1.05 stlpg. in 31.8 minpg.... Shot a team-high .507 (353-696) from the floor... Ranked 25th in the NBA in field goal percentage... Named NBA's Eastern Conference Player of the Week for the period ending Mar. 30, 2014, after averaging 22.7 ppg., 14.3 rpg., 2.0 apg., 1.00 blkpg.

and 1.00 stlpg. in 35.3 minpg., while shooting .585 (31-53) from the field in three outings... Led (or tied) the Magic in scoring ten times, in rebounding a team-best 45 times and in assists once... Scored in double figures 46 times, had 20-plus points 11 times and 30-plus points once... Pulled down 10-plus rebounds 40 times, 15-plus boards nine times and 20-plus rebounds twice... Recorded a team-high 36 double-doubles, including two 20-point/20-rebound efforts (30 points and 21 rebounds on Nov. 6 vs. L.A. Clippers; 24 points and 23 rebounds on Mar. 28 vs. Charlotte)... Recorded at least one blocked shot 33 times and had two-or-more blocks ten times... Tallied at least one steal 40 times and had two-or-more steals 14 times... Ejected on Mar. 19 @ Phoenix after receiving two technical fouls... Missed 25 total games due to injury - six games (Dec. 3-9, Jan. 2-4) due to a sprained left ankle, 12 games (Jan. 8-28) due to a concussion and seven games (Apr. 4-16) due to a sprained left Achilles... **2012-13:** Played and started in 77 games with Orlando, averaging 13.1 ppg., a team-high 11.9 rpg., 1.9 apg. and a team-high 1.03 blkpg. in 33.2 minpg.... Shot .519 (461-889) from the floor... Ranked second in the NBA in rebounding, third in double-doubles, tied for 21st in field goal percentage and tied for 33rd in blocked shots... Finished fourth in voting for the NBA's Most Improved Player Award... Led (or tied) the Magic in scoring nine times, in rebounding a team-best 60 times and in assists once... Scored in double figures 56 times, had 20-plus points ten times and 30-plus points once... Pulled down 10-plus rebounds 56 times, 15-plus boards 18 times and 20-plus rebounds four times, including a career-high 29 rebounds on Dec. 31 vs. Miami... Broke the franchise record for most rebounds in a game (28, O'Neal, Nov. 2, 1993 @ New Jersey)... Recorded a team-high 46 double-doubles, including four 20-point/20-rebound efforts (Dec. 31 vs. Miami - 20 points and 29 rebounds; Mar. 6 @ Miami - 25 points and 21 rebounds; Apr. 7 @ Cleveland - 21 points and 21 rebounds; Apr. 10 vs. Milwaukee - 30 points and 20 rebounds)... Recorded at least one blocked shot 51 times and had two-or-more blocks 24 times, including a career-high four blocks on Dec. 2 @ L.A. Lakers... Tallied at least one steal 43 times and had two-or-more steals 13 times, including a career-high four steals on Apr. 3 @ San Antonio... Logged a career-high 47 minutes twice, the last time on Jan. 7 @ Portland... Participated in the 2013 BBVA Rising Stars Challenge at NBA All-Star Weekend, tallying 15

# NIKOLA VUCEVIC



points, four rebounds and one assist in 20 minutes... Missed five games due to injury/illness: Missed one game (Mar. 20) due to illness and four games (Mar. 22-29) due to a mild concussion... **2011-12:** Played in 51 games (15 starts) during his rookie campaign for Philadelphia, averaging 5.5 ppg. and 4.8 rpg. in 15.9 minpg... Logged three minutes in one playoff game on May 16 vs. Boston, recording one point and one rebound... In 15 starts, averaged 4.3 ppg. and 4.5 rpg. in 14.9 minpg... Ranked among all NBA rookies in rebounding (T-6th), blocked shots (T-6th) and field goal percentage (.450, 8th)... Led (or tied) the Sixers in scoring four times and in rebounding nine times... Scored in double figures 11 times... Missed five games due to injury – once (Jan. 4) due to a left lumbar back strain and four times (Jan. 23-28) due to a left knee quad strain... Had 10 DNP-CDs.

## CAREER TRANSACTIONS

Selected by Philadelphia in the first round (16th overall) of the 2011 NBA Draft... Traded from Philadelphia to Orlando as part of a four-team, 12 player deal (Aug. 10, 2012).

## COLLEGE CAPSULE

Played 87 career games (67 starts) during three seasons at the University of Southern California, averaging 11.1 ppg., 8.0 rpg., 1.1 apg. and 1.09 blkpg. in 27.7 minpg., while shooting .509 (367-721) from the field... As a junior (2010-11), named to the All-Pac 10 First Team and was tabbed All-America Fourth Team by FOXSports.com... Played and started in 34 games, averaging 17.1 ppg., 10.3 rpg., 1.6 apg. and 1.38 blkpg. in 34.9 minpg.... Led the Pac-10 in rebounding, while finishing third in points and

fourth in blocked shots... Shot .505 (215-426) from the floor... First Trojan to average a double-double since 1994-95, and the first player in school history to capture the Pac-10 rebounding title in consecutive seasons... During his sophomore season (2009-10), played and started in 30 games, averaging 10.7 ppg., a Pac-10-leading 9.4 rpg., 1.2 apg. and 1.30 blkpg. in 32.3 minpg.... Named the 2009-10 Pac-10 Most Improved Player... Played in 23 games (three starts) as a freshman (2008-09), averaging 2.6 ppg. and 2.7 rpg. in 11.0 minpg.

## ONE-ON-ONE

Full name is Nikola Vucevic... Pronounced KNEE-coal-ah VOOCH-uh-vitch... Prefers to go by 'Nik'... Born in Switzerland and raised in Belgium, where his father played professional basketball... Father, Borislav, played professionally for 24 years and was a member of the Yugoslavian National Team, playing alongside Drazen Petrovic... Mother played professional basketball in Boston... Family moved to Montenegro when he was a teenager, and he represented Montenegro at the 2009 U-20 European Championship... Attended a year of prep school at Stoneridge Prep in Simi Valley, CA prior to enrolling at USC... Participated with "Team World" during first-ever NBA game played in Africa, which took place in Johannesburg, South Africa on Aug. 1, 2015... You can follow him on Twitter: @NikolaVucevic.



# C.J. WATSON 32

**POSITION** ..... Guard  
**HEIGHT** ..... 6-2  
**WEIGHT** ..... 175  
**YEARS PRO** ..... 8  
**COLLEGE** ..... Tennessee  
**HIGH SCHOOL** ..... Bishop Gorman (Las Vegas, NV)  
**BIRTHDATE** ..... 4-17-84  
**DRAFTED** ..... Not drafted by an NBA franchise.  
**ACQUIRED** ..... Signed as a free agent on July 9, 2015.

## NIKOLA VUCEVIC NBA REGULAR SEASON RECORD

YEAR/TEAM	G-GS-MIN	FGM-FGA (PCT.)	3FGM-3FGA (PCT.)	FTM-FTA (PCT.)	REBOUNDS					PTS-AVG
					OFF-DEF-TOT	AST	PF-DQ	TO	STL-BLK	
11-12/PHI	51-15-812	131-291 (.450)	3-8 (.375)	18-34 (.529)	88-158-246	31	111-0	33	20-34	283-5.5
12-13/ORL	77-77-2559	461-889 (.519)	0-3 (.000)	86-126 (.683)	273-644-917	143	218-4	141	61-79	1008-13.1
13-14/ORL	57-57-1812	353-696 (.507)	0-0 (---)	105-137 (.766)	185-441-626	104	169-4	112	60-47	811-14.2
14-15/ORL	74-74-2529	631-1206 (.523)	2-6 (.333)	164-218 (.752)	238-572-810	147	220-3	148	54-54	1428-19.3
<b>TOTALS</b>	<b>259-223-7712</b>	<b>1576-3082 (.511)</b>	<b>5-17 (.294)</b>	<b>373-515 (.724)</b>	<b>784-1815-2599</b>	<b>425</b>	<b>718-11</b>	<b>434</b>	<b>195-214</b>	<b>3530-13.6</b>

## NIKOLA VUCEVIC NBA PLAYOFF RECORD

YEAR/TEAM	G-GS-MIN	FGM-FGA (PCT.)	3FGM-3FGA (PCT.)	FTM-FTA (PCT.)	REBOUNDS					PTS-AVG
					OFF-DEF-TOT	AST	PF-DQ	TO	STL-BLK	
11-12/PHI	1-0-3	0-1 (.000)	0-0 (---)	1-2 (.500)	0-1-1	0	0-0	0	0-0	1-1.0
<b>TOTALS</b>	<b>1-0-3</b>	<b>0-1 (.000)</b>	<b>0-0 (---)</b>	<b>1-2 (.500)</b>	<b>0-1-1</b>	<b>0</b>	<b>0-0</b>	<b>0</b>	<b>0-0</b>	<b>1-1.0</b>

## C.J. WATSON CAREER HIGHS

	CAREER HIGH	2014-15 SEASON HIGH	CAREER PLAYOFF HIGH
<b>POINTS:</b>	40 vs. Sacramento, 2-17-10	23 (3) at Milwaukee, 3-26-15	17 at Philadelphia, 5-6-12
<b>REBOUNDS:</b>	9 at Brooklyn, 12-27-14	9 at Brooklyn, 12-27-14	6 at Philadelphia, 5-6-12
<b>ASSISTS:</b>	12 at Phoenix, 4-15-09	8 at Orlando, 1-25-15	10 at Philadelphia, 5-10-12
<b>BLOCKS:</b>	2 (3) vs. Toronto, 11-3-12	1 (9) at Brooklyn, 3-31-15	1 (2) vs. Atlanta, 4-28-14
<b>STEALS:</b>	7 vs. Boston, 12-28-09	4 vs. Charlotte, 4-3-15	3 at Atlanta, 4-24-14

\* NUMBERS IN PARENTHESES INDICATE THE NUMBER OF GAMES IN WHICH A PLAYER HAS REACHED A GIVEN TOTAL (IF MORE THAN ONE).



**2014-15 SEASON**

Played in all 57 games (21 starts) with Indiana, averaging 10.0 ppg., 3.6 apg., 2.9 rpg. and 1.00 stlpg. in 24.9 minpg., while shooting .400 (70-175) from three-point range and .826 (138-167) from the free throw line...As a starter, averaged 10.6 ppg. and 3.6 apg....Led (or tied) the team in scoring three times, in rebounding once and in assists 16 times...Scored in double figures 29 times and had 20+ points four times, including a season-high 23 points three times, the last on Mar. 26 @ Milwaukee...Pulled down a career-high nine rebounds on Dec. 27 @ Brooklyn...Grabbed the 1,000th rebound of his career on Apr. 1 @ Boston...Missed a total of 24 games due to injury: missed first 15 games of the season (Oct. 29-Nov. 26) due to a bruised right foot, one game (Dec. 20) due to a sinus infection, two games (Jan. 2-4) due to a sore left foot and the last six games of the season (Apr. 15-15) due to a sore right elbow...Had one DNP-CD.

**PROFESSIONAL CAREER**

Appeared in 505 career NBA regular season games (93 starts) with Golden State, Chicago, Brooklyn and Indiana, averaging 7.8 ppg., 2.5 apg. and 2.0 rpg. in 20.6 minpg., while shooting .383 (425-1,110) from three-point range and .806 (750-931) from the free throw line...Also played in 48 career NBA playoff games (five starts), averaging 5.5 ppg., 2.0 apg. and 1.8 rpg. in 16.8 minpg....**2013-14:** Played in 63 games (five starts) with Indiana, averaging 6.6 ppg., 1.7 apg. and 1.6 rpg. in 18.9 minpg....As a starter, averaged 10.6 ppg., 4.4 apg. and 2.4 rpg....Scored in double figures 13 times, including a season-high 20 points on Apr. 13 vs. Oklahoma City...Had a career-high six three-pointers on Nov. 27 @ Charlotte...Scored 3,000th career NBA point on Nov. 20 @ New York and dished out 1,000th career NBA assist on Nov. 29 vs. Washington...Missed a total of 18 games due to injury: missed one game (Nov. 22) due to a upper respiratory infection, four games (Mar. 5-11) due to a sprained right elbow and 13 games (Mar. 15-Apr. 6)...Also played in 19 playoff outings, averaging 5.6 ppg. and 2.1 rpg. in 18.0 minpg., while shooting .400 (16-40) from three-point range, helping the Pacers reach the Eastern Conference Finals...**2012-13:** Appeared in 80 games (eight starts) with Brooklyn, averaging 6.8 ppg., 2.0 apg. and 1.8 rpg. in 19.0 minpg., while shooting .411 (88-214) from three-point range...

Led (or tied) the team in assists three times...Scored in double figures 20 times...Also played in seven postseason outings, averaging 8.6 ppg., 2.4 rpg. and 1.9 apg. in 23.0 minpg....**2011-12:** Played in 49 games (25 starts) with Chicago, averaging 9.7 ppg., 4.1 apg. and 2.1 rpg. in 23.7 minpg., while shooting .393 (68-173) from three-point range and .808 (84-104) from the free throw line...Led (or tied) the team in scoring four times and in assists 15 times...Scored in double figures 25 times and had 20+ points five times...Also played in six playoff games (five starts), averaging 7.3 ppg., 5.5 apg. and 2.2 rpg. in 27.3 minpg....**2010-11:** Appeared in all 82 games (one start) with Chicago, averaging 4.9 ppg., 2.3 apg. and 1.1 rpg. in 13.3 minpg., while shooting .393 (44-112) from three-point range...Scored a season-high 33 points on Nov. 26 @ Denver in his only start of the season...Also played in 16 postseason outings, averaging 3.2 ppg. and 1.9 apg. in 8.5 minpg., helping the Bulls reach the Eastern Conference Finals...**2009-10:** Played in 65 games (15 starts) with Golden State, averaging a career-high 10.3 ppg., 2.8 apg., 2.6 rpg. and 1.58 stlpg. in 27.5 minpg....Scored in double figures 32 times and had 20+ points seven times, including a career-high 40 points on Feb. 17 vs. Sacramento...Recorded a career-high seven steals on Dec. 28 vs. Boston...**2008-09:** Appeared in 77 games (18 starts) with Golden State, averaging 9.5 ppg., 2.7 apg., 2.5 rpg. and 1.25 stlpg. in 24.5 minpg., while shooting .400 (48-120) from three-point range and .870 (168-193) from the free throw line...Scored in double figures 35 times and had 20+ points four times, including a then-career-high 38 points (16-of-16 from free throw line) on Apr. 11 @ Utah, marking the most points ever scored in an NBA game by a former member of the NBA Development League...Dished out a career-high 12 assists on Apr. 15 @ Phoenix...**2007-08:** Played in 16 games with Rio Grande Valley of the NBA Development League, averaging 26.4 ppg., 5.3 rpg., 5.3 apg. and 1.38 stlpg. in 38.1 minpg., while shooting .506 (128-253) from the floor, .400 (18-45) from three-point range and .899 (149-166) from the free throw line...Signed by Golden State to a 10-day contract on Jan. 8 and for the rest of the season on Jan. 28...Appeared in 32 games with the Warriors, averaging 3.7 ppg., 1.1 apg. and 1.0 rpg. in 11.5 minpg....**2006-07:** Played professionally in both Italy and Greece.

**CAREER TRANSACTIONS**

Was not drafted by an NBA franchise...Played in Italy (2006-07)...Played in Greece (2006-07)...Played with Rio Grande Valley of the NBA Development League (2007-08)...Signed by Golden State to first of two consecutive 10-day contracts (Jan. 8, 2008)...Signed for the remainder of the season by Golden State (Jan. 28, 2008)...Traded by Golden State to Chicago in exchange for a future second round draft pick (Jul. 22, 2010)...Signed as a free agent by New Jersey (Jul. 14, 2012)...Signed as a free agent by Indiana (Jul. 10, 2013)...Signed as a free agent by Orlando (Jul. 9, 2015).

**COLLEGE CAPSULE**

Played in 119 career games during four seasons at the University of Tennessee, averaging 12.0 ppg., 4.8 apg., 3.7 rpg. and 1.66 stlpg. in 34.1 minpg., while shooting .396 (165-417) from three-point range...Finished his collegiate career ranking second on the school's all-time list in assists (577), second in steals

(198), sixth in three-point field goal percentage (.396), tied for eighth in three-point field goals made (401) and 15th in scoring (1,424 points)...Started in 118 of his 119 games played...As a senior (2005-06), named Second Team All-SEC by *The Associated Press* and the SEC coaches after averaging 17.4 ppg....Named to the Volunteers' All-Century Basketball Team following his career.

**ONE-ON-ONE**

Full name is Charles Akeem Watson, Jr...Enjoys spending time with his daughter, reading, listening to music, blogging, playing golf, playing pool and yoga...An avid collector of basketball cards and sneakers...Interested in voice-over acting and has trained with a voice-over coach...Also enjoys watching movies, spending time with his family, going to arcades and community work with his foundation – The Quiet Storm Foundation...You can follow him on Twitter: @Quietstorm\_32.

**C.J. WATSON NBA REGULAR SEASON RECORD**

YEAR/TEAM	G-GS-MIN	FGM-FGA (PCT.)	3FGM-3FGA (PCT.)	FTM-FTA (PCT.)	REBOUNDS OFF-DEF-TOT	AST	PF-DQ	TO	STL-BLK	PTS-AVG
07-08/GS	32-0-368	43-101 (.426)	9-26 (.346)	23-29 (.793)	13-19-32	35	19-0	18	15-0	118-3.7
08-09/GS	77-18-1883	257-562 (.457)	48-120 (.400)	168-193 (.870)	39-153-192	206	137-2	92	96-4	730-9.5
09-10/GS	65-15-1788	247-528 (.468)	45-145 (.310)	128-166 (.771)	28-141-169	180	124-2	69	103-8	667-10.3
10-11/CHI	82-1-1091	146-394 (.371)	44-112 (.393)	69-93 (.742)	16-78-94	186	82-0	73	55-11	405-4.9
11-12/CHI	49-25-1159	161-437 (.368)	68-173 (.393)	84-104 (.808)	21-84-105	200	103-0	97	45-8	474-9.7
12-13/BKN	80-8-1521	192-459 (.418)	88-214 (.411)	71-91 (.780)	38-107-145	161	123-1	69	66-12	543-6.8
13-14/IND	63-5-1193	146-334 (.437)	53-145 (.366)	69-88 (.784)	19-82-101	107	66-0	60	60-8	414-6.6
14-15/IND	57-21-1422	181-417 (.434)	70-175 (.400)	138-167 (.826)	18-145-163	208	107-0	100	57-9	570-10.0
<b>TOTALS</b>	<b>505-93-10414</b>	<b>1373-3232 (.425)</b>	<b>425-1110 (.383)</b>	<b>750-931 (.806)</b>	<b>192-809-1001</b>	<b>1283</b>	<b>761-5</b>	<b>578</b>	<b>497-60</b>	<b>3921-7.8</b>

**C.J. WATSON NBA PLAYOFF RECORD**

YEAR/TEAM	G-GS-MIN	FGM-FGA (PCT.)	3FGM-3FGA (PCT.)	FTM-FTA (PCT.)	REBOUNDS OFF-DEF-TOT	AST	PF-DQ	TO	STL-BLK	PTS-AVG
10-11/CHI	16-0-136	19-56 (.339)	3-15 (.200)	10-11 (.909)	2-12-14	31	15-0	17	8-0	51-3.2
11-12/CHI	6-5-164	14-58 (.241)	4-16 (.250)	12-16 (.750)	1-12-13	33	16-0	7	5-0	44-7.3
12-13/BKN	7-0-161	24-55 (.436)	4-15 (.267)	8-12 (.667)	5-12-17	13	11-0	1	5-1	60-8.6
13-14/IND	19-0-342	37-90 (.411)	16-40 (.400)	17-28 (.607)	3-37-40	18	28-0	14	16-1	107-5.6
<b>TOTALS</b>	<b>48-5-804</b>	<b>94-259 (.363)</b>	<b>27-86 (.314)</b>	<b>47-67 (.701)</b>	<b>11-73-84</b>	<b>95</b>	<b>70-0</b>	<b>39</b>	<b>34-2</b>	<b>262-5.5</b>

## KEITH APPLING #15



**POSITION** .....Guard  
**HEIGHT** .....6-1  
**WEIGHT** .....185  
**YEARS PRO** .....Rookie  
**COLLEGE** .....Michigan State  
**HIGH SCHOOL** .....Pershing (Detroit, MI)  
**BIRTHDATE** .....2-13-92  
**DRAFTED** .....Not drafted by an NBA franchise.  
**ACQUIRED** .....Signed as a free agent on September 24, 2015.

### KEITH APPLING NBA DEVELOPMENT LEAGUE RECORD

YEAR/TEAM	G-GS-MIN	FGM-FGA (PCT.)	3FGM-3FGA (PCT.)	FTM-FTA (PCT.)	REBOUNDS					PTS-AVG
					OFF-DEF-TOT	AST	PF-DQ	TO	STL-BLK	
14-15/LA-ERIE	38-21-926	136-338 (.402)	10-53 (.189)	118-154 (.766)	10-104-114	147	100-1	73	36-4	400-10.5
<b>TOTALS</b>	38-21-926	136-338 (.402)	10-53 (.189)	118-154 (.766)	10-104-114	147	100-1	73	36-4	400-10.5

### KEITH APPLING COLLEGIATE RECORD

YEAR/TEAM	G-GS-MIN	FGM-FGA (PCT.)	3FGM-3FGA (PCT.)	FTM-FTA (PCT.)	REBOUNDS					PTS-AVG
					OFF-DEF-TOT	AST	PF-DQ	TO	STL-BLK	
10-11/MSU	34-18-780	72-165 (.436)	39-95 (.411)	34-38 (.895)	19-77-96	45	76-0	53	21-16	217-6.4
11-12/MSU	37-37-1139	131-307 (.427)	24-96 (.250)	134-170 (.788)	17-89-106	144	90-1	85	43-15	420-11.4
12-13/MSU	36-36-1208	156-376 (.415)	41-128 (.320)	128-171 (.749)	14-109-123	120	83-1	84	46-20	481-13.4
13-14/MSU	35-32-1102	132-292 (.452)	34-94 (.362)	93-141 (.660)	13-93-106	156	96-2	74	41-14	391-11.2
<b>TOTALS</b>	142-123-4229	491-1140 (.431)	138-413 (.334)	389-520 (.748)	63-368-431	465	345-4	296	151-65	1509-10.6

## MELVIN EJIM #7



**POSITION** .....Forward  
**HEIGHT** .....6-6  
**WEIGHT** .....220  
**YEARS PRO** .....Rookie  
**COLLEGE** .....Iowa State  
**HIGH SCHOOL** .....Brewster Academy (Toronto, Ontario)  
**BIRTHDATE** .....3-4-91  
**DRAFTED** .....Not drafted by an NBA franchise.  
**ACQUIRED** .....Signed as a free agent on August 4, 2015.

### MELVIN EJIM INTERNATIONAL RECORD

YEAR/TEAM	G-GS-MIN	FGM-FGA (PCT.)	3FGM-3FGA (PCT.)	FTM-FTA (PCT.)	REBOUNDS					PTS-AVG
					OFF-DEF-TOT	AST	PF-DQ	TO	STL-BLK	
14-15/VIR	47-45-1133	136-303 (.449)	36-109 (.330)	61-78 (.782)	91-170-261	46	132-0	86	47-12	369-7.9
<b>TOTALS</b>	47-45-1133	136-303 (.449)	36-109 (.330)	61-78 (.782)	91-170-261	46	132-0	86	47-12	369-7.9

### MELVIN EJIM COLLEGIATE RECORD

YEAR/TEAM	G-GS-MIN	FGM-FGA (PCT.)	3FGM-3FGA (PCT.)	FTM-FTA (PCT.)	REBOUNDS					PTS-AVG
					OFF-DEF-TOT	AST	PF-DQ	TO	STL-BLK	
10-11/ISU	32-30-889	121-249 (.486)	13-56 (.232)	73-105 (.695)	93-121-214	39	104-3	56	39-7	328-10.3
11-12/ISU	34-29-805	112-229 (.489)	11-50 (.220)	80-105 (.762)	82-144-226	35	95-2	46	33-10	315-9.3
12-13/ISU	35-34-965	143-284 (.504)	24-69 (.348)	85-122 (.697)	111-215-326	52	113-6	66	34-19	395-11.3
13-14/ISU	34-33-1093	220-436 (.505)	44-127 (.346)	121-159 (.761)	88-197-285	62	111-4	78	40-23	605-17.8
<b>TOTALS</b>	135-126-3752	596-1198 (.497)	92-302 (.305)	359-491 (.731)	374-677-1051	188	423-15	246	146-59	1643-12.2

## JORDAN SIBERT #18



**POSITION** .....Guard  
**HEIGHT** .....6-4  
**WEIGHT** .....187  
**YEARS PRO** .....Rookie  
**COLLEGE** .....Dayton  
**HIGH SCHOOL** .....Princeton (Cincinnati, OH)  
**BIRTHDATE** .....8-1-92  
**DRAFTED** .....Not drafted by an NBA franchise.  
**ACQUIRED** .....Signed as a free agent on September 24, 2015.

### JORDAN SIBERT COLLEGIATE RECORD

YEAR/TEAM	G-GS-MIN	FGM-FGA (PCT.)	3FGM-3FGA (PCT.)	FTM-FTA (PCT.)	REBOUNDS					PTS-AVG
					OFF-DEF-TOT	AST	PF-DQ	TO	STL-BLK	
10-11/OSU	25-0-208	18-62 (.290)	8-32 (.250)	8-15 (.533)	8-17-25	14	22-0	13	10-1	52-2.1
11-12/OSU	24-0-273	24-79 (.304)	13-50 (.260)	10-18 (.556)	5-28-33	18	21-0	14	11-1	71-3.0
13-14/DAY	37-35-963	147-323 (.455)	83-195 (.426)	74-104 (.712)	14-70-84	55	64-0	46	30-4	451-12.2
14-15/DAY	36-35-1215	177-388 (.456)	80-229 (.349)	145-184 (.788)	8-110-118	71	73-0	65	62-5	579-16.1
<b>TOTALS</b>	122-70-2659	366-852 (.430)	184-506 (.364)	237-321 (.738)	35-225-260	158	180-0	138	113-11	11539.5

## GREG STIEMSMA #34



**POSITION** .....Center  
**HEIGHT** .....6-11  
**WEIGHT** .....237  
**YEARS PRO** .....4  
**COLLEGE** .....Wisconsin  
**HIGH SCHOOL** .....Randolph (Randolph, WI)  
**BIRTHDATE** .....9-26-85  
**DRAFTED** .....Not drafted by an NBA franchise.  
**ACQUIRED** .....Signed as a free agent on September 24, 2015.

### GREG STIEMSMA NBA REGULAR SEASON RECORD

YEAR/TEAM	G-GS-MIN	FGM-FGA (PCT.)	3FGM-3FGA (PCT.)	FTM-FTA (PCT.)	REBOUNDS					PTS-AVG
					OFF-DEF-TOT	AST	PF-DQ	TO	STL-BLK	
11-12/BOS	55-3-766	66-121 (.545)	0-0 (---)	29-41 (.707)	48-129-177	28	144-4	33	37-85	161-2.9
12-13/MIN	76-19-1209	127-278 (.457)	0-0 (---)	53-69 (.768)	61-200-261	30	184-3	59	44-90	307-4.0
13-14/NO	55-20-1007	70-122 (.574)	0-1 (.000)	19-32 (.594)	72-154-226	36	169-3	44	35-57	159-2.9
14-15/TOR	17-0-66	6-8 (.750)	0-0 (---)	2-4 (.500)	9-6-15	3	15-0	7	2-0	14-0.8
<b>TOTALS</b>	203-42-3048	269-529 (.509)	0-1 (.000)	103-146 (.705)	190-489-679	97	512-10	143	118-232	641-3.2

### GREG STIEMSMA NBA PLAYOFF RECORD

YEAR/TEAM	G-GS-MIN	FGM-FGA (PCT.)	3FGM-3FGA (PCT.)	FTM-FTA (PCT.)	REBOUNDS					PTS-AVG
					OFF-DEF-TOT	AST	PF-DQ	TO	STL-BLK	
11-12/BOS	19-0-143	12-18 (.667)	0-0 (---)	4-6 (.667)	9-32-41	5	26-0	4	4-11	28-1.5
14-15/TOR	1-0-2	2-2 (1.000)	0-0 (---)	1-2 (.500)	0-0-0	0	0-0	0	0-0	5-5.0
<b>TOTALS</b>	20-0-145	14-20 (.700)	0-0 (---)	5-8 (.625)	9-32-41	5	26-0	4	4-11	33-1.7

## TV and RADIO ROSTER

### #00 AARON GORDON

Forward  
6-9, 220, 1 year pro  
Arizona  
@DoubleOAG



### #3 DEWAYNE DEDMON

Center  
7-0, 245, 2 years pro  
USC  
@d\_dedmon3



### #4 ELFRID PAYTON

Guard  
6-4, 185, 1 year pro  
Louisiana-Lafayette  
@elfrid



### #5 VICTOR OLADIPO

Guard  
6-4, 210, 2 years pro  
Indiana  
@VicOladipo



### #8 CHANNING FRYE

Forward  
6-11, 255, 9 years pro  
Arizona  
@Channing\_Frye



### #9 NIKOLA VUCEVIC

Center  
7-0, 260, 4 years pro  
USC  
@NikolaVucevic



### #10 EVAN FOURNIER

Guard-Forward  
6-7, 205, 3 years pro  
France  
@EvanFourmizz



### #11 DEVYN MARBLE

Guard  
6-6, 200, 1 year pro  
Iowa  
@DevMarble



## TV and RADIO ROSTER

### #12 TOBIAS HARRIS

Forward  
6-9, 235, 4 years pro  
Tennessee  
@tobias31



### #13 SHABAZZ NAPIER

Guard  
6-1, 175, 1 year pro  
Connecticut  
@ShabazzNapier



### #14 JASON SMITH

Forward-Center  
7-0, 240, 8 years pro  
Colorado State  
@JasonSmith014



### #23 MARIO HEZONJA

Guard-Forward  
6-8, 218, Rookie  
Croatia



### #32 C.J. WATSON

Guard  
6-2, 175, 8 years pro  
Tennessee  
@Quietstorm\_32



### #44 ANDREW NICHOLSON

Forward  
6-9, 250, 3 years pro  
St. Bonaventure  
@nicholaf44



### STAFF

Head Coach: Scott Skiles  
(Michigan State, 14th NBA season, 443-433)  
Assistant Coaches: Adrian Griffin (Seton Hall),  
Monte Mathis (Toledo), Mario Elie (American  
International), Conner Henry (California,  
Santa Barbara)  
Assistant Coaches/Player Development:  
Laron Profit (Maryland), Jay Hernandez (Hofstra)  
Athletic Trainer: Keon Weise (Maryland)  
Strength and Conditioning Coach:  
Bill Burgos (Austin Peay State)  
Physical Therapist/Assistant Athletic Trainer:  
Ron Weathers (Temple)

### PRONUNCIATION GUIDE:

Owner Rich DeVos: duh-VOSS  
Athletic Trainer Keon Weise: WEES  
Evan Fournier: FORN-yay  
Tobias Harris: tuh-BYE-us  
Mario Hezonja: HEH-zone-yuh  
Shabazz Napier: shuh-BAZZ NAY-pier  
Nikola Vucevic: KNEE-coal-uh VOOCH-uh-vitch



## 2015-16 ORLANDO MAGIC ROSTER as of September 25, 2015

NO.	NAME	POS	HT	WT	BIRTHDATE	PRIOR TO NBA/COUNTRY	YRS.PRO
3	Dewayne Dedmon	C	7-0	245	8-12-89	USC/USA	2
10	Evan Fournier	G-F	6-7	205	10-29-92	Union Poitiers/France	3
8	Channing Frye	F	6-11	255	5-17-83	Arizona/USA	9
00	Aaron Gordon	F	6-9	220	9-16-95	Arizona/USA	1
12	Tobias Harris	F	6-9	235	7-15-92	Tennessee/USA	4
23	Mario Hezonja	G-F	6-8	218	2-25-95	FC Barcelona/Croatia	R
11	Devyn Marble	G	6-6	200	9-21-92	Iowa/USA	1
13	Shabazz Napier	G	6-1	175	7-14-91	Connecticut/USA	1
44	Andrew Nicholson	F	6-9	250	12-8-89	St. Bonaventure/Canada	3
5	Victor Oladipo	G	6-4	210	5-4-92	Indiana/USA	2
4	Elfrid Payton	G	6-4	185	2-22-94	Louisiana-Lafayette/USA	1
14	Jason Smith	F-C	7-0	240	3-2-86	Colorado State/USA	8
9	Nikola Vucevic	C	7-0	260	10-24-90	USC/Montenegro	4
32	C.J. Watson	G	6-2	175	4-17-84	Tennessee/USA	8

### STAFF

Head Coach: Scott Skiles (Michigan State)

Assistant Coaches: Adrian Griffin (Seton Hall), Monte Mathis (Toledo), Mario Elie (American International), Conner Henry (California, Santa Barbara)

Assistant Coaches/Player Development: Laron Profit (Maryland), Jay Hernandez (Hofstra)

Athletic Trainer: Keon Weise (Maryland)

Strength and Conditioning Coach: Bill Burgos (Austin Peay State)

Physical Therapist/Assistant Athletic Trainer: Ron Weathers (Temple)

### HOW THEY WERE BUILT

#### NBA Draft (4):

Aaron Gordon	First round, fourth pick overall in 2014
Mario Hezonja	First round, fifth pick overall in 2015
Andrew Nicholson	First round, 19th pick overall in 2012
Victor Oladipo	First round, second overall in 2013

#### Trades (6):

Evan Fournier	From Denver along with the draft rights to Devyn Marble in exchange for Arron Afflalo on Jun. 26, 2014
Tobias Harris	From Milwaukee along with Doron Lamb and Beno Udrih in exchange for J.J. Redick, Gustavo Ayón and Ish Smith on Feb. 21, 2013
Devyn Marble	From Denver along with Evan Fournier in exchange for Arron Afflalo on Jun. 26, 2014
Shabazz Napier	From Miami along with cash considerations in exchange for a conditional 2016 second round draft pick on Jul. 27, 2015
Elfrid Payton	From Philadelphia in exchange for draft rights to Dario Saric, a future first round draft pick and a future second round draft pick on Jun. 26, 2014
Nikola Vucevic	From Philadelphia as part of a four team, 12-player deal on Aug. 10, 2012

#### Free Agency (4):

Dewayne Dedmon	Originally signed to a 10-day contract on Feb. 25, 2014
Channing Frye	Originally signed on Jul. 14, 2014
Jason Smith	Originally signed on Jul. 14, 2015
C.J. Watson	Originally signed on Jul. 9, 2015

# HISTORY



PURE  MAGIC









Front Row (L-R): Doron Lamb #1, Ronnie Price #10, Maurice Harkless #21, Jason Maxiell #54, Nikola Vucevic #9, Arron Afflalo #4, Jameer Nelson #14, Kyle O'Quinn #2, Dewayne Dedmon #3, Tobias Harris #12, Andrew Nicholson #44, E'Twaun Moore #55, Victor Oladipo #5.

Back Row (L-R): Assistant Coach/Player Development Luke Stuckey, Assistant Coach/Player Development Laron Profit, Assistant Coach Brett Gunning, Assistant Coach Wes Unself Jr., Assistant Coach James Borrego, Head Coach Jacque Vaughn, CEO Alex Martins, General Manager Rob Hennigan, Equipment Manager/Traveling Secretary Rodney Powell, Head Athletic Trainer Keon Weise, Head Strength and Conditioning Coach Bill Burgo, Manager of Advanced Scouting Zach Guthrie, Physical Therapist Ron Weathers.

2013/2014 Regular Season Statistics (23-59)

Table with columns for PLAYER, G, GS, MIN, and various statistical categories including FIELD GOALS, 3-POINT FG, FREE THROWS, REBOUNDS, and points per game (PTS) and assists (AST).

Table with columns for GAME #, DATE, OPP, STREAK, RESULT, TOTAL, and player statistics for MAGIC HI SCORER, MAGIC HI REBOUNDER, and OPP HI SCORER, along with ATTENDANCE.

\*=sellout; #=overtime; ##=double overtime; ###=triple overtime



















Front Row (L-R): Carlos Arroyo #30, J.J. Redick #7, Trevor Ariza #1, Grant Hill #33, Jameer Nelson #14, Travis Diener #34, Keyon Dooling #5, Keith Bogans #10.

Back Row (L-R): Head Coach Brian Hill, Assistant Coach Tom Sterner, Assistant Coach John Kuester, Assistant Coach Randy Ayers, Pat Garrity #8, Bo Outlaw #45, Dwight Howard #12, Darko Milicic #31, Tony Battie #4, James Augustine #40, Hedo Turkoglu #15, Assistant Coach Mark Bryant, Assistant Coach Morlon Wiley, Team Operations Manager Rodney Powell, Head Trainer Tom Smith.

GAME #	DATE	OPP	STREAK	RESULT	TOTAL	MAGIC HI SCORER	MAGIC HI REBOUNDER	OPP HI SCORER	ATTENDANCE
1	11/1	CHI	W1	109-94	1-0	Howard/27	Howard/11	Gordon/24	17,451*
2	11/3	PHI	L1	103-105	1-1	Hill/25	Howard-Turkoglu/9	Iverson/39	17,451*
3	11/5	@ ATL	L2	82-95	1-2	Arroyo/22	Howard/8	Johnson/31	14,896
4	11/6	SEA	W1	106-103	2-2	Arroyo/23	Howard/14	Jamison/29	15,618
5	11/8	WAS	W2	88-87	3-2	Nelson-Turkoglu/18	Howard/10	Allen/21	16,312
6	11/10	@ IND	L1	83-93	3-3	Nelson/19	Howard/14	Harrington/32	18,165
7	11/11	@ MIN	W1	109-98	4-3	Nelson/23	Howard/22	Garnett/28	18,229
8	11/13	@ BOS	W2	92-89	5-3	Nelson/24	Howard/15	Pierce/21	14,379
9	11/15	DEN	W3	108-99	6-3	Dooling/25	Howard/8	Anthony/34	15,463
10	11/18	CHA	W4	97-83	7-3	Howard/24	Howard/21	O'Neal/26	17,451*
11	11/20	@ MEM	L1	86-95	7-4	Howard/24	Howard/23	Warrick/26	13,147
12	11/22	IND	W1	96-91	8-4	Nelson/22	Howard/11	O'Neal/23	17,451*
13	11/24	@ MIA	W2	107-104	9-4	Hill/22	Howard/12	Wade/33	19,600
14	11/25	ATL	W3	98-79	10-4	Arroyo/15	Howard/11	Johnson-Williams/16	17,451*
15	11/27	@ UTA	W4	88-75	11-4	Howard/21	Howard/16	Boozer/21	16,889
16	11/29	@ SEA	W5	94-84	12-4	Howard/24	Howard/12	Allen/21	14,232
17	12/1	@ POR	W6	91-89	13-4	Howard/18	Howard/16	Randolph/28	13,519
18	12/3	@ LAC	L1	91-116	13-5	Howard/16	Howard/7	Brand/31	17,117
19	12/4	@ SAC	W1	92-89	14-5	Howard/18	Howard/16	Bibby/19	17,317
20	12/6	@ IND	L1	80-94	14-6	Howard/20	Howard/8	Jackson-Harrington/26	15,015
21	12/8	DET	L2	83-87	14-7	Howard/25	Howard/10	Billups/31	17,451*
22	12/9	PHI	W1	86-84	15-7	Howard/28	Howard/12	Igudala-Webber/19	17,451*
23	12/11	PHO	L1	89-103	15-8	Ariza/19	Battie/8	Stoudemire/30	16,533
24	12/13	TOR	L2	84-91	15-9	Arroyo/22	Howard/13	Bargnani/23	15,417
25	12/14	@ CHA	L3	89-99	15-10	Dooling/20	Howard/12	May/32	17,751
26	12/16	CLE	W1	81-74	16-10	Hill/21	Howard/16	James/29	17,451*
27	12/20	NOK	W2	86-83	17-10	Hill/21	Howard/13	Paul/19	17,020
28	12/22	GS	L1	108-117	17-11	Ariza/23	Howard/13	Davis/38	16,563
29	12/23	@ CLE	L2	83-86	17-12	Howard/17	Howard/13	James/32	20,562
30	12/27	LAL	L3	93-106	17-13	Hill/20	Howard-Milicic/8	Bryant/27	17,451*
31	12/29	@ WAS	L4	111-112	17-14	Three players/20	Howard/12	Arenas/36	20,173
32	12/30	MIA	W1	97-68	18-14	Howard/18	Howard-Ariza/10	Kapono/15	17,451*
33	1/2	LAC	W2	91-86	19-14	Nelson/29	Howard/14	Maggette/20	17,262
34	1/5	CHA	W3	106-74	20-14	Howard/22	Howard/12	Carroll/19	17,154
35	1/7	BOS	W4	87-79	21-14	Hill/21	Howard/12	Allen/21	16,868
36	1/10	@ GS	W5	91-76	22-14	Howard/30	Howard/25	Elias/14	16,877
37	1/12	@ LAL	L1	106-109	22-15	Howard/25	Howard/10	Brently/28	18,997
38	1/13	@ PHO	L2	101-107	22-16	Nelson/26	Hill/8	Nash/23	18,422
39	1/16	@ NOK	L3	78-84	22-17	Howard/17	Howard/15	Pargo/25	17,610#
40	1/19	WAS	L4	93-114	22-18	Hill/24	Howard/13	Jamison/31	17,451*
41	1/20	@ NY	L5	94-101	22-19	Turkoglu/24	Milicic/10	Carter/27	18,531
42	1/22	@ CLE	W1	90-79	23-19	Hill/22	Howard/13	James/18	20,562
43	1/23	DAL	L1	95-111	23-20	Nelson/23	Howard/14	Nowitzki/33	17,451*
44	1/26	ATL	L2	90-93	23-21	Howard/19	Battie/8	Johnson/39	17,451*
45	1/29	@ ATL	L3	83-93	23-22	Hill/21	Milicic/8	Johnson/34	11,896
46	1/31	MIL	W1	98-73	24-22	Turkoglu/17	Milicic/10	Williams/23	15,831
47	2/2	NY	W2	119-86	25-22	Turkoglu/22	Battie/10	Carter/25	17,451*
48	2/3	NY	L1	86-94	25-23	Milicic/19	Howard/11	Curry/27	17,451*
49	2/6	@ MIL	L2	111-116	25-24	Howard/21	Howard/11	Patterson/27	13,579
50	2/7	@ TOR	L3	103-113	25-25	Howard/32	Howard/9	Bosh/41	15,157
51	2/9	SAN	W1	106-104	26-25	Nelson/31	Howard/8	Duncan/24	17,451*
52	2/10	@ NY	L1	78-93	26-26	Howard/25	Howard-Milicic/12	Carter/32	18,657
53	2/14	POR	W1	103-91	27-26	Turkoglu/24	Howard/16	Randolph/28	16,902
54	2/20	@ NY	L1	94-100	27-27	Howard/27	Howard/14	Curry-Crawford/20	19,763
55	2/21	@ DET	L2	88-110	27-28	Howard/26	Howard/15	Hamilton-Webber/18	22,076
56	2/23	DET	L3	89-94	27-29	Howard-Turkoglu/20	Howard/13	Billups/28	17,451*
57	2/25	HOU	L4	93-97	27-30	Hill/21	Howard/16	McGrady/34	17,451*
58	2/26	@ CHI	W1	94-87	28-30	Howard/21	Howard-Milicic/16	Gordon/32	22,031
59	2/28	@ DEN	L1	101-111	28-31	Howard/23	Howard/12	Iverson/34	15,371
60	3/2	@ SAN	L2	74-98	28-32	Turkoglu/22	Howard/9	Ginobili/31	18,797
61	3/3	@ DAL	L3	88-103	28-33	Howard/25	Howard/10	Terry/29	20,468
62	3/5	MIL	W1	99-81	29-33	Turkoglu/25	Howard-Turkoglu/9	Redd/15	16,461
63	3/8	CHI	L1	76-100	29-34	Howard/17	Howard/14	Gordon/25	17,451*
64	3/11	@ HOU	L2	92-103	29-35	Hill/17	Howard/12	Yao/37	18,135
65	3/12	@ CHA	L3	108-119	29-36	Howard/26	Howard/11	Anderson/24	13,762
66	3/14	UTA	W1	101-90	30-36	Howard/31	Howard/15	Boozer/29	17,154
67	3/17	SAC	L1	83-95	30-37	Nelson/23	Howard/12	Martin/20	17,361
68	3/18	@ MIA	W1	97-83	31-37	Turkoglu/20	Howard/11	O'Neal/20	19,600
69	3/21	@ TOR	L1	85-92	31-38	Hill/24	Howard/12	Bosh/34	18,326
70	3/23	NY	W1	90-82	32-38	Nelson/22	Howard/16	Carter/27	17,451*
71	3/26	@ NY	W2	94-89	33-38	Nelson-Turkoglu/18	Howard/14	Marbury/32	19,763
72	3/28	@ BOS	L1	96-105	33-39	Hill-Turkoglu/20	Howard/14	Pierce/32	16,012##
73	3/30	IND	W1	95-87	34-39	Hill/22	Battie/10	Tinsley/27	17,451*
74	4/1	MIN	L1	104-105	34-40	Hill/23	Howard/19	Davis/36	17,451*#
75	4/4	TOR	L2	108-111	34-41	Turkoglu/37	Howard/15	Bosh/28	16,911
76	4/7	MEM	W1	116-89	35-41	Howard/31	Howard/11	Atkins/18	17,233
77	4/9	@ MIL	W2	117-94	36-41	Turkoglu/25	Howard/11	Ilyasova/18	14,416
78	4/11	@ DET	L1	99-104	36-42	Hill/22	Howard/16	Billups/28	22,076
79	4/14	@ PHI	W1	104-87	37-42	Howard/35	Howard/11	Miller/18	18,588
80	4/15	BOS	W2	88-86	38-42	Turkoglu/20	Howard/14	Jefferson/28	17,451*
81	4/17	@ WAS	W3	95-89	39-42	Turkoglu/26	Howard/12	Jamison/48	15,844
82	4/18	MIA	W4	94-68	40-42	Hill/17	Howard/14	Wright/17	17,451*

\*=sellout; #=overtime; ##=double overtime



Front Row (L-R): Video Coordinator Ben Metcalf, Jameer Nelson #14, Carlos Arroyo #30, DeShawn Stevenson #9, Hedo Turkoglu #15, Grant Hill #33, Pat Garrity #8, Stacey Augmon #2, Trevor Ariza #1, Travis Diener #34, Keyon Dooling #5, Assistant Trainer Keon Weise.

Back Row (L-R): Team Operations Manager Rodney Powell, Head Coach Brian Hill, Assistant Coach Tom Sterner, Assistant Coach Randy Wittman, Assistant Coach Randy Ayers, Bo Outlaw #45, Dwight Howard #12, Darko Milicic #31, Tony Battie #4, Mario Kasun #41, Assistant Coach Mark Bryant, Assistant Coach Morlon Wiley, General Manager Otis Smith, Assistant General Manager Dave Twardzik, Head Trainer Ed Arzonico, Assistant Coach for Strength and Conditioning Mick Smith.

GAME #	DATE	OPP	STREAK	RESULT	TOTAL	MAGIC HI SCORER	MAGIC HI REBOUNDER	OPP HI SCORER	ATTENDANCE
1	11/2	IND	L1	78-90	0-1	Francis/15	Francis/9	O'Neal/19	17,283*
2	11/4	MEM	L2	85-94	0-2	Francis/22	Battie/7	E.Jones/25	14,942
3	11/5	@WAS	L3	79-87	0-3	Howard/17	Howard/11	Arenas/30	20,173
4	11/8	@HOU	W1	76-74	1-3	Francis/27	Howard/11	Yao/17	14,616
5	11/9	@NO/OKLA CIT	W2	88-83	2-3	Francis/24	Howard/13	Claxton/24	18,508
6	11/13	CLE	L1	100-108	2-4	Francis/22	Howard/16	James/26	15,414#
7	11/15	CHA	W1	85-77	3-4	Howard/21	Howard/20	Bogans/18	12,312
8	11/18	CLE	L1	84-102	3-5	Francis/21	Howard/15	Ilgaukas/22	18,591
9	11/19	NO/OKLA CIT	L2	95-98	3-6	Dooling-Turkoglu/22	Howard/17	West/34	14,489
10	11/23	WAS	W1	91-83	4-6	Turkoglu/23	Three players/7	Jamison/25	13,104
11	11/25	POR	W2	104-89	5-6	Nelson/24	Howard/18	Miles/23	12,528
12	11/26	MIA	W3	80-77	6-6	Turkoglu/18	Howard/16	Wade/21	16,619
13	11/28	@BOS	W4	87-83	7-6	Francis/19	Howard/10	Deng/22	14,053
14	11/29	@CHI	L1	76-85	7-7	Turkoglu/20	Howard/19	Deng/21	21,921
15	12/2	@MEM	L2	69-91	7-8	Stevenson/22	Howard-Kasun/6	Miller/25	13,913
16	12/3	@MIL	L3	84-104	7-9	Nelson/20	Howard/17	Redd/30	17,121
17	12/5	SAN	L4	85-110	7-10	Nelson/20	Howard/15	Duncan/26	14,661
18	12/7	CHI	L5	93-102	7-11	Howard/17	Howard/16	Pargo/23	12,702
19	12/10	DEN	W1	94-83	8-11	Stevenson/18	Howard/14	Anthony/23	16,569
20	12/14	@NY	W2	105-90	9-11	Howard/23	Howard/13	Curry/23	17,490
21	12/16	@DAL	L1	103-109	9-12	Hill/28	Howard/10	Nowitzki/31	19,876#
22	12/19	TOR	L2	90-92	9-13	Francis/20	Battie/9	Peterson-Bosh/19	12,511
23	12/21	NJ	L3	85-96	9-14	Francis-Hill/16	Howard/15	Carter/32	13,626
24	12/23	LAL	L4	88-104	9-15	Francis/28	Battie-Hill/8	Bryant/21	17,283*
25	12/26	MIL	W1	108-93	10-15	Francis/21	Howard/14	Ford/19	13,861
26	12/28	NY	W2	105-95	11-15	Hill/26	Battie/10	Curry/29	15,796
27	12/30	MIN	W3	107-87	12-15	Nelson/25	Howard/12	Garrett/29	15,683
28	1/3	@DET	L1	99-108	12-16	Howard/22	Billups/37	Billups/37	22,076
29	1/4	@TOR	L2	97-121	12-17	Nelson/31	Howard/7	Villanueva/24	14,085
30	1/6	@NJ	L3	106-113	12-18	Howard/19	Howard/14	Carter/31	15,332
31	1/7	CHA	W1	108-92	13-18	Howard/19	Battie-Howard/12	Bogans/22	16,059
32	1/10	@LAC	L1	73-90	13-19	Nelson/18	Battie/13	Mobley/18	15,019
33	1/11	@SEA	L2	104-113	13-20	Nelson/32	Howard/18	Lewis/45	16,670
34	1/13	@POR	L3	108-113	13-21	Turkoglu/27	Howard/13	Dixon/25	12,301
35	1/15	@SAC	L4	100-104	13-22	Nelson/29	Howard/19	Bibby/42	17,317
36	1/18	WAS	W1	106-98	14-22	Nelson/22	Battie/11	Jamison/30	13,798
37	1/20	@CHA	W2	104-93	15-22	Turkoglu/24	Howard/21	Bogans/19	16,847
38	1/21	SAC	W3	83-78	16-22	Turkoglu/22	Howard/15	Bibby/17	15,766#
39	1/24	PHO	W4	111-102	17-22	Turkoglu/30	Howard/12	Marion/26	15,791
40	1/26	@PHI	W5	119-115	18-22	Turkoglu/25	Howard/9	Iverson/38	14,115#
41	1/27	@NY	L1	94-97	18-23	Francis/36	Howard/14	Curry/27	19,763
42	1/29	PHI	L2	81-89	18-24	Francis/22	Howard/11	Bryant/18	16,896
43	2/1	LAC	L3	94-106	18-25	Francis/21	Howard/15	Brand/35	15,066
44	2/3	@ATL	L4	94-96	18-26	Francis/30	Howard/16	Johnson/23	13,259
45	2/4	BOS	W1	100-91	19-26	Francis-Howard/18	Howard/8	Pierce/37	16,021
46	2/6	@WAS	L1	82-94	19-27	Stevenson/20	Howard/11	Arenas/23	14,251
47	2/8	@MIL	L2	89-94	19-28	Turkoglu/27	Howard/14	Redd/27	14,247##
48	2/10	DET	L3	73-84	19-29	Howard/19	Howard/17	R.Wallace/26	17,283*
49	2/12	@BOS	L4	94-102	19-30	Howard/24	Howard/11	Pierce/31	16,106
50	2/14	@MIA	L5	93-107	19-31	Three players/15	Howard/13	Wade/38	19,600
51	2/15	MIA	L6	100-110	19-32	Battie-Howard/16	Howard/11	Wade/36	17,283*
52	2/21	@CLE	L7	92-105	19-33	Howard/23	Howard/14	James/26	20,562
53	2/22	@NJ	L8	93-96	19-34	Dooling/23	Battie/11	Kidd/28	14,733
54	2/24	SEA	W1	102-89	20-34	Howard/23	Howard/16	Wilkins/21	17,283*
55	2/26	HOU	L1	84-89	20-35	Hill/22	Howard/9	Yao/29	16,727
56	2/28	@LAL	L2	87-102	20-36	Hill/23	Howard/9	Bryant/28	18,997
57	3/1	@GS	L3	94-98	20-37	Stevenson/18	Howard/12	Richardson/25	17,064
58	3/3	@PHO	L4	118-123	20-38	Nelson/24	Milicic/10	Marion/24	18,422
59	3/4	@DEN	L5	94-110	20-39	Hill/19	Howard/11	Anthony/24	19,509
60	3/6	@UTA	L6	85-90	20-40	Howard/18	Howard/14	Okur/22	17,272
61	3/10	CLE	W1	102-73	21-40	Arroyo/17	Battie/13	James/25	17,283*
62	3/11	GS	W2	103-92	22-40	Turkoglu/21	Turkoglu/14	Fisher/20	15,102
63	3/13	@IND	L1	83-97	22-41	Howard/22	Howard/11	Granger-Johnson/21	14,109
64	3/15	UTA	W1	114-108	23-41	Nelson/25	Howard/11	Okur-Boozer/30	15,693#
65	3/17	BOS	W2	84-77	24-41	Nelson/19	Howard/13	Pierce/19	15,702
66	3/19	@ATL	L1	107-108	24-42	Nelson/18	Howard/15	Johnson/40	14,614#
67	3/21	@CHA	L2	102-108	24-43	Turkoglu/24	Howard/15	Wallace/27	15,613
68	3/22	NY	W1	111-87	25-43	Howard/23	Three players/7	Curry/15	15,819
69	3/24	@PHI	W2	102-86	26-43	Nelson/19	Howard/19	Webber/23	20,315
70	3/26	ATL	W3	108-101	27-43	Turkoglu/23	Howard/13	Harrington/20	16,191
71	3/28	@CHI	W4	97-93	28-43	Nelson/24	Howard/11	Nocioni/26	21,838
72	3/29	@MIN	L1	91-103	28-44	Howard-Turkoglu/15	Howard/12	Garrett/27	15,142
73	3/31	DAL	W1	108-99	29-44	Nelson/27	Howard/10	Nowitzki/38	17,283*
74	4/5	MIL	W2	108-105	30-44	Turkoglu/24	Howard/17	Ford/34	14,877
75	4/7	DET	W3	89-87	31-44	Turkoglu/26	Howard/15	Billups/25	17,283*
76	4/9	@MIA	W4	93-84	32-44	Nelson/26	Howard/8	Wade/27	20,021
77	4/10	ATL	W5	105-88	33-44	Howard/20	Howard/16	Harrington/19	15,841
78	4/12	TOR	W6	103-96	34-44	Nelson/27	Howard/10	Peterson/23	15,009
79	4/13	@SAN	W7	92-80	35-44	Howard/22	Howard/13	Duncan/31	18,797
80	4/15	PHI	W8	102-97	36-44	Howard/28	Howard/26	Iverson/36	17,283*
81	4/17	CHI	L1	112-116	36-45	Turkoglu/32	Howard/14	Hinrich/26	17,283*#
82	4/19	@IND	L2	83-89	36-46	Arroyo/17	Ariza/12	O'Neal/24	16,195

\*=sellout; #=overtime; ##=double overtime











Front Row (L-R): Trainer Assistant Damon Moore, Equipment Manager/Travel Coordinator Rodney Powell, Mike Miller #50, Dee Brown #7, Cory Alexander #2, Monty Williams #3, Darrell Armstrong #10, Tracy McGrady #1, Troy Hudson #11, Bo Outlaw #45, Assistant Coach for Strength and Conditioning Mick Smith, Strength and Conditioning Assistant Mac Calloway.

Back Row (L-R): Assistant Equipment Manager Jason Rivera, Trainer Ted Arzonico, Senior Vice President Julius Erving, General Manager John Gabriel, Chief Operating Officer John Weisbrod, Don Reid #52, Pat Garrity #8, John Amaechi #13, Michael Doleac #51, Andrew DeClercq #55, Grant Hill #33, Assistant Coach Paul Pressey, Head Coach Doc Rivers, Assistant Coach Dave Wohl, Assistant Coach Johnny Davis, Assistant Coach Tom Sterner.

2000/2001 Regular Season Statistics (43-39)

Table with columns for Player, G, GS, MIN, FG, FGA, PCT, 3-PT FG, 3-PT FGA, PCT, FT, FTA, PCT, REBOUNDS, OFF DEF TOT, AST, PF, DQ, STL, TO, BLK, PTS, and AVG. It lists statistics for individual players like McGrady, Armstrong, Hill, Miller, Garrity, Amaechi, Outlaw, Brown, Doleac, Williams, Hudson, DeClercq, Reid, Alexander, Perry, Robinson, MAGIC, and OPPONENTS.

Main game-by-game results table with columns for Game #, Date, Opp, Streak, Result, Total, Magic HI Scorer, Magic HI Rebounder, Opp HI Scorer, and Attendance. It lists 82 games with detailed game information.

\*=sellout; #=overtime; ##=double overtime













Front Row (L-R): Jeff Turner #31, Dennis Scott #3, Donald Royal #5, Brooks Thompson #22, Anfernee Hardaway #1, Nick Anderson #25, Brian Shaw #20, Darrell Armstrong #10, Anthony Bowie #14, David Vaughn #42.

Back Row (L-R): Head Trainer Lenny Carrier, Head Coach Brian Hill, Assistant Coach Richie Adubato, Assistant Coach Tom Sterner, Assistant Coach Tree Rollins, Geert Hammink #43, Shaquille O'Neal #32, Horace Grant #54, Jon Koncak #45, President Bob Vander Weide, General Manager John Gabriel, Strength and Conditioning Coach David Oliver, Senior Executive Vice President Pat Williams, Equipment Manager Rodney Powell. (Not pictured: Anthony Bonner and Joe Wolf)

1995/1996 Regular Season Statistics (60-22)

Table with columns: PLAYER, G, GS, MIN, FIELD GOALS (FG, FGA, PCT), 3-POINT FG, FREE THROWS (FT, FTA, PCT), REBOUNDS (OFF, DEF, TOT), AST, PF, DQ, STL, TO, BLK, PTS, AVG.

Table with columns: GAME #, DATE, OPP, STREAK, RESULT, TOTAL, MAGIC HI SCORER, MAGIC HI REBOUNDER, OPP HI SCORER, ATTENDANCE.

\*=sellout, #=overtime, ###=triple overtime

















ALL-TIME ROSTER

00 Anthony Avent (Seton Hall '91) Pos: F Ht: 6-9 Wt: 235 DOB: 10-18-69

Table with columns: Year, G-GS-MIN, FGM-FGA (PCT.), 3FGM-3FGA (PCT.), FTM-FTA (PCT.), REBOUNDS OFF-DEF-TOT, AST, PF-DQ, TO, STL-BLK, PTS-AVG

19 Gustavo Ayon (Mexico) Pos: F-C Ht: 6-10 Wt: 250 DOB: 4-1-85

Table with columns: Year, G-GS-MIN, FGM-FGA (PCT.), 3FGM-3FGA (PCT.), FTM-FTA (PCT.), REBOUNDS OFF-DEF-TOT, AST, PF-DQ, TO, STL-BLK, PTS-AVG

22 Matt Barnes (UCLA) Pos: F Ht: 6-7 Wt: 226 DOB: 3-9-80

Table with columns: Year, G-GS-MIN, FGM-FGA (PCT.), 3FGM-3FGA (PCT.), FTM-FTA (PCT.), REBOUNDS OFF-DEF-TOT, AST, PF-DQ, TO, STL-BLK, PTS-AVG

11 Andre Barrett (Seton Hall '04) Pos: G Ht: 5-10 Wt: 173 DOB: 2-21-82

Table with columns: Year, G-GS-MIN, FGM-FGA (PCT.), 3FGM-3FGA (PCT.), FTM-FTA (PCT.), REBOUNDS OFF-DEF-TOT, AST, PF-DQ, TO, STL-BLK, PTS-AVG

30 Brandon Bass (Louisiana State) Pos: F Ht: 6-8 Wt: 250 DOB: 4-30-85

Table with columns: Year, G-GS-MIN, FGM-FGA (PCT.), 3FGM-3FGA (PCT.), FTM-FTA (PCT.), REBOUNDS OFF-DEF-TOT, AST, PF-DQ, TO, STL-BLK, PTS-AVG

4 Tony Battie (Texas Tech '98) Pos: F-C Ht: 6-11 Wt: 240 DOB: 2-11-76

Table with columns: Year, G-GS-MIN, FGM-FGA (PCT.), 3FGM-3FGA (PCT.), FTM-FTA (PCT.), REBOUNDS OFF-DEF-TOT, AST, PF-DQ, TO, STL-BLK, PTS-AVG

2 David Benoit (Alabama '90) Pos: F Ht: 6-8 Wt: 220 DOB: 5-9-68

Table with columns: Year, G-GS-MIN, FGM-FGA (PCT.), 3FGM-3FGA (PCT.), FTM-FTA (PCT.), REBOUNDS OFF-DEF-TOT, AST, PF-DQ, TO, STL-BLK, PTS-AVG

3/10 Keith Bogans (Kentucky '03) Pos: G Ht: 6-5 Wt: 215 DOB: 5-12-80

Table with columns: Year, G-GS-MIN, FGM-FGA (PCT.), 3FGM-3FGA (PCT.), FTM-FTA (PCT.), REBOUNDS OFF-DEF-TOT, AST, PF-DQ, TO, STL-BLK, PTS-AVG

24 Anthony Bonner (St. Louis '90) Pos: F Ht: 6-8 Wt: 225 DOB: 6-6-68

Table with columns: Year, G-GS-MIN, FGM-FGA (PCT.), 3FGM-3FGA (PCT.), FTM-FTA (PCT.), REBOUNDS OFF-DEF-TOT, AST, PF-DQ, TO, STL-BLK, PTS-AVG

14 Anthony Bowie (Oklahoma '86) Pos: G Ht: 6-6 Wt: 200 DOB: 11-9-63

Table with columns: Year, G-GS-MIN, FGM-FGA (PCT.), 3FGM-3FGA (PCT.), FTM-FTA (PCT.), REBOUNDS OFF-DEF-TOT, AST, PF-DQ, TO, STL-BLK, PTS-AVG

11 Earl Boykins (Eastern Michigan '98) Pos: G Ht: 5-5 Wt: 133 DOB: 6-2-76

Table with columns: Year, G-GS-MIN, FGM-FGA (PCT.), 3FGM-3FGA (PCT.), FTM-FTA (PCT.), REBOUNDS OFF-DEF-TOT, AST, PF-DQ, TO, STL-BLK, PTS-AVG

ALL-TIME ROSTER

7 Michael Bradley (Villanova '01) Pos: F Ht: 6-10 Wt: 245 DOB: 4-18-79

Table with columns: Year, G-GS-MIN, FGM-FGA (PCT.), 3FGM-3FGA (PCT.), FTM-FTA (PCT.), REBOUNDS OFF-DEF-TOT, AST, PF-DQ, TO, STL-BLK, PTS-AVG

7 Dee Brown (Jacksonville '90) Pos: G Ht: 6-2 Wt: 205 DOB: 11-29-68

Table with columns: Year, G-GS-MIN, FGM-FGA (PCT.), 3FGM-3FGA (PCT.), FTM-FTA (PCT.), REBOUNDS OFF-DEF-TOT, AST, PF-DQ, TO, STL-BLK, PTS-AVG

30 Jud Buechler (Arizona '90) Pos: F Ht: 6-6 Wt: 228 DOB: 6-19-68

Table with columns: Year, G-GS-MIN, FGM-FGA (PCT.), 3FGM-3FGA (PCT.), FTM-FTA (PCT.), REBOUNDS OFF-DEF-TOT, AST, PF-DQ, TO, STL-BLK, PTS-AVG

31 Pat Burke (Auburn '97) Pos: F-C Ht: 6-11 Wt: 250 DOB: 12-14-73

Table with columns: Year, G-GS-MIN, FGM-FGA (PCT.), 3FGM-3FGA (PCT.), FTM-FTA (PCT.), REBOUNDS OFF-DEF-TOT, AST, PF-DQ, TO, STL-BLK, PTS-AVG

15 Vince Carter (North Carolina) Pos: G Ht: 6-6 Wt: 220 DOB: 1-26-77

Table with columns: Year, G-GS-MIN, FGM-FGA (PCT.), 3FGM-3FGA (PCT.), FTM-FTA (PCT.), REBOUNDS OFF-DEF-TOT, AST, PF-DQ, TO, STL-BLK, PTS-AVG

33 Terry Catledge (S. Alabama '85) Pos: F Ht: 6-8 Wt: 230 DOB: 8-22-63

Table with columns: Year, G-GS-MIN, FGM-FGA (PCT.), 3FGM-3FGA (PCT.), FTM-FTA (PCT.), REBOUNDS OFF-DEF-TOT, AST, PF-DQ, TO, STL-BLK, PTS-AVG

13 Kelvin Cato (Iowa State '97) Pos: C Ht: 6-11 Wt: 275 DOB: 8-26-74

Table with columns: Year, G-GS-MIN, FGM-FGA (PCT.), 3FGM-3FGA (PCT.), FTM-FTA (PCT.), REBOUNDS OFF-DEF-TOT, AST, PF-DQ, TO, STL-BLK, PTS-AVG

1 Doug Christie (Pepperdine '92) Pos: G-F Ht: 6-6 Wt: 205 DOB: 5-9-70

Table with columns: Year, G-GS-MIN, FGM-FGA (PCT.), 3FGM-3FGA (PCT.), FTM-FTA (PCT.), REBOUNDS OFF-DEF-TOT, AST, PF-DQ, TO, STL-BLK, PTS-AVG

3 Earl Clark (Louisville) Pos: F Ht: 6-10 Wt: 225 DOB: 1-17-88

Table with columns: Year, G-GS-MIN, FGM-FGA (PCT.), 3FGM-3FGA (PCT.), FTM-FTA (PCT.), REBOUNDS OFF-DEF-TOT, AST, PF-DQ, TO, STL-BLK, PTS-AVG

00 Anthony Cook (Arizona '89) Pos: F Ht: 6-9 Wt: 240 DOB: 3-19-67

Table with columns: Year, G-GS-MIN, FGM-FGA (PCT.), 3FGM-3FGA (PCT.), FTM-FTA (PCT.), REBOUNDS OFF-DEF-TOT, AST, PF-DQ, TO, STL-BLK, PTS-AVG

34 Brian Cook (Illinois) Pos: F Ht: 6-9 Wt: 250 DOB: 12-4-80

Table with columns: Year, G-GS-MIN, FGM-FGA (PCT.), 3FGM-3FGA (PCT.), FTM-FTA (PCT.), REBOUNDS OFF-DEF-TOT, AST, PF-DQ, TO, STL-BLK, PTS-AVG













ALL-TIME ROSTER

5 Quentin Richardson (DePaul) Pos: G-F Ht: 6-6 Wt: 228 DOB: 4-13-80

Table with columns: Year, G-GS-MIN, FGM-FGA (PCT.), 3FGM-3FGA (PCT.), FTM-FTA (PCT.), REBOUNDS OFF-DEF-TOT, AST, PF-DQ, TO, STL-BLK, PTS-AVG. Data for 2010-11 to 2011-12 and TOTALS.

13 Luke Ridnour (Oregon) Pos: G Ht: 6-2 Wt: 175 DOB: 2-13-81

Table with columns: Year, G-GS-MIN, FGM-FGA (PCT.), 3FGM-3FGA (PCT.), FTM-FTA (PCT.), REBOUNDS OFF-DEF-TOT, AST, PF-DQ, TO, STL-BLK, PTS-AVG. Data for 2014-15 and TOTALS.

53 Stanley Roberts (LSU '91) Pos: C Ht: 7-0 Wt: 285 DOB: 2-7-70

Table with columns: Year, G-GS-MIN, FGM-FGA (PCT.), 3FGM-3FGA (PCT.), FTM-FTA (PCT.), REBOUNDS OFF-DEF-TOT, AST, PF-DQ, TO, STL-BLK, PTS-AVG. Data for 1991-92 and TOTALS.

26 James Robinson (Alabama '94) Pos: G Ht: 6-2 Wt: 180 DOB: 8-31-70

Table with columns: Year, G-GS-MIN, FGM-FGA (PCT.), 3FGM-3FGA (PCT.), FTM-FTA (PCT.), REBOUNDS OFF-DEF-TOT, AST, PF-DQ, TO, STL-BLK, PTS-AVG. Data for 2000-01 and TOTALS.

30 Wayne "Tree" Rollins (Clemson '77) Pos: C Ht: 7-1 Wt: 255 DOB: 6-16-55

Table with columns: Year, G-GS-MIN, FGM-FGA (PCT.), 3FGM-3FGA (PCT.), FTM-FTA (PCT.), REBOUNDS OFF-DEF-TOT, AST, PF-DQ, TO, STL-BLK, PTS-AVG. Data for 1993-94 to 1994-95 and TOTALS.

45 Sean Rooks (Arizona '92) Pos: F-C Ht: 6-10 Wt: 260 DOB: 9-9-69

Table with columns: Year, G-GS-MIN, FGM-FGA (PCT.), 3FGM-3FGA (PCT.), FTM-FTA (PCT.), REBOUNDS OFF-DEF-TOT, AST, PF-DQ, TO, STL-BLK, PTS-AVG. Data for 2003-04 and TOTALS.

5/15 Donald Royal (Notre Dame '87) Pos: F Ht: 6-8 Wt: 210 DOB: 5-2-66

Table with columns: Year, G-GS-MIN, FGM-FGA (PCT.), 3FGM-3FGA (PCT.), FTM-FTA (PCT.), REBOUNDS OFF-DEF-TOT, AST, PF-DQ, TO, STL-BLK, PTS-AVG. Data for 1992-93 to 1997-98 and TOTALS.

5 Jeryl Sasser (SMU '02) Pos: G Ht: 6-6 Wt: 200 DOB: 2-13-79

Table with columns: Year, G-GS-MIN, FGM-FGA (PCT.), 3FGM-3FGA (PCT.), FTM-FTA (PCT.), REBOUNDS OFF-DEF-TOT, AST, PF-DQ, TO, STL-BLK, PTS-AVG. Data for 2001-02 to 2002-03 and TOTALS.

24 Dan Schayes (Syracuse '81) Pos: C Ht: 6-11 Wt: 260 DOB: 5-10-59

Table with columns: Year, G-GS-MIN, FGM-FGA (PCT.), 3FGM-3FGA (PCT.), FTM-FTA (PCT.), REBOUNDS OFF-DEF-TOT, AST, PF-DQ, TO, STL-BLK, PTS-AVG. Data for 1996-97 to 1998-99 and TOTALS.

3 Dennis Scott (Georgia Tech '91) Pos: F Ht: 6-8 Wt: 229 DOB: 9-5-68

Table with columns: Year, G-GS-MIN, FGM-FGA (PCT.), 3FGM-3FGA (PCT.), FTM-FTA (PCT.), REBOUNDS OFF-DEF-TOT, AST, PF-DQ, TO, STL-BLK, PTS-AVG. Data for 1990-91 to 1996-97 and TOTALS.

4 Rony Seikaly (Syracuse '88) Pos: C Ht: 6-11 Wt: 253 DOB: 5-10-65

Table with columns: Year, G-GS-MIN, FGM-FGA (PCT.), 3FGM-3FGA (PCT.), FTM-FTA (PCT.), REBOUNDS OFF-DEF-TOT, AST, PF-DQ, TO, STL-BLK, PTS-AVG. Data for 1996-97 to 1997-98 and TOTALS.

20 Brian Shaw (Santa Barbara '88) Pos: G Ht: 6-6 Wt: 194 DOB: 3-22-66

Table with columns: Year, G-GS-MIN, FGM-FGA (PCT.), 3FGM-3FGA (PCT.), FTM-FTA (PCT.), REBOUNDS OFF-DEF-TOT, AST, PF-DQ, TO, STL-BLK, PTS-AVG. Data for 1994-95 to 1996-97 and TOTALS.

34 Miles Simon (Arizona '98) Pos: G Ht: 6-5 Wt: 202 DOB: 11-21-75

Table with columns: Year, G-GS-MIN, FGM-FGA (PCT.), 3FGM-3FGA (PCT.), FTM-FTA (PCT.), REBOUNDS OFF-DEF-TOT, AST, PF-DQ, TO, STL-BLK, PTS-AVG. Data for 1998-99 and TOTALS.

4 Scott Skiles (Michigan St. '86) Pos: G Ht: 6-1 Wt: 180 DOB: 3-5-64

Table with columns: Year, G-GS-MIN, FGM-FGA (PCT.), 3FGM-3FGA (PCT.), FTM-FTA (PCT.), REBOUNDS OFF-DEF-TOT, AST, PF-DQ, TO, STL-BLK, PTS-AVG. Data for 1989-90 to 1993-94 and TOTALS.

10 Ishmael Smith (Wake Forest) Pos: G Ht: 6-0 Wt: 175 DOB: 7-5-88

Table with columns: Year, G-GS-MIN, FGM-FGA (PCT.), 3FGM-3FGA (PCT.), FTM-FTA (PCT.), REBOUNDS OFF-DEF-TOT, AST, PF-DQ, TO, STL-BLK, PTS-AVG. Data for 2011-12 to 2012-13 and TOTALS.

30 Kenny Smith (North Carolina '87) Pos: G Ht: 6-3 Wt: 170 DOB: 3-8-65

Table with columns: Year, G-GS-MIN, FGM-FGA (PCT.), 3FGM-3FGA (PCT.), FTM-FTA (PCT.), REBOUNDS OFF-DEF-TOT, AST, PF-DQ, TO, STL-BLK, PTS-AVG. Data for 1996-97 and TOTALS.

32 Otis Smith (Jacksonville '86) Pos: G-F Ht: 6-5 Wt: 210 DOB: 1-30-64

Table with columns: Year, G-GS-MIN, FGM-FGA (PCT.), 3FGM-3FGA (PCT.), FTM-FTA (PCT.), REBOUNDS OFF-DEF-TOT, AST, PF-DQ, TO, STL-BLK, PTS-AVG. Data for 1989-90 to 1991-92 and TOTALS.

50 Felton Spencer (Louisville '90) Pos: C Ht: 7-0 Wt: 280 DOB: 1-5-68

Table with columns: Year, G-GS-MIN, FGM-FGA (PCT.), 3FGM-3FGA (PCT.), FTM-FTA (PCT.), REBOUNDS OFF-DEF-TOT, AST, PF-DQ, TO, STL-BLK, PTS-AVG. Data for 1996-97 and TOTALS.

2/9 DeShawn Stevenson (Washington Union HS '00) Pos: G Ht: 6-5 Wt: 210 DOB: 4-3-81

Table with columns: Year, G-GS-MIN, FGM-FGA (PCT.), 3FGM-3FGA (PCT.), FTM-FTA (PCT.), REBOUNDS OFF-DEF-TOT, AST, PF-DQ, TO, STL-BLK, PTS-AVG. Data for 2003-04 to 2005-06 and TOTALS.

31 Rod Strickland (DePaul '88) Pos: G Ht: 6-3 Wt: 185 DOB: 7-11-66

Table with columns: Year, G-GS-MIN, FGM-FGA (PCT.), 3FGM-3FGA (PCT.), FTM-FTA (PCT.), REBOUNDS OFF-DEF-TOT, AST, PF-DQ, TO, STL-BLK, PTS-AVG. Data for 2003-04 and TOTALS.





## ALL-TIME TRANSACTIONS

<b>October 10, 1990</b>	Acquire center Mark McNamara and first-round pick in 1991 from San Antonio Spurs in exchange for Sidney Green.
<b>November 15, 1990</b>	Waive Mark McNamara; claim forward-center Howard Wright off waivers.
<b>November 30, 1990</b>	Waive guard Morlon Wiley.
<b>December 4, 1990</b>	Re-sign Morlon Wiley.
<b>December 12, 1990</b>	Waive Howard Wright.
<b>April 6, 1991</b>	Sign guard Scott Skiles to undisclosed multi-year contract.
<b>April 25, 1991</b>	Sign Jerry Reynolds to undisclosed multi-year contract.
<b>June 26, 1991</b>	Select forward Brian Williams (Arizona) in the first round of the 1991 NBA Draft (10th overall); Select center Stanley Roberts (Louisiana State) in the first round of the 1991 NBA Draft (23rd overall); Select guard Chris Corchiani (North Carolina State) in the second round of the 1991 NBA Draft (37th overall).
<b>July 2, 1991</b>	Sign Greg Kite to undisclosed multi-year contract.
<b>September 17, 1991</b>	Sign free agents Adrian Branch, Ricky Calloway, Reggie Hanson, Mike Morrison, and Kevin Williams.
<b>September 19, 1991</b>	The DeVos family purchases the Orlando Magic.
<b>October 4, 1991</b>	Sign free agent Jervis Cole.
<b>October 5, 1991</b>	Sign first-round pick Stanley Roberts; waive free agent Adrian Branch.
<b>October 9, 1991</b>	Waive free agents Reggie Hanson, Tito Horford, Mike Morrison, and Kevin Williams.
<b>October 10, 1991</b>	Sign Jeff Turner to multi-year contract.
<b>October 23, 1991</b>	Waive free agents Ricky Calloway and Jervis Cole.
<b>October 26, 1991</b>	Waive second-round pick Chris Corchiani and free agent Donald Royal.
<b>November 18, 1991</b>	Sign Brian Williams.
<b>December 4, 1991</b>	Waive Morlon Wiley.
<b>December 31, 1991</b>	Sign Anthony Bowie.
<b>January 2, 1992</b>	Sign Stephen Thompson.
<b>January 4, 1992</b>	Sign Chris Corchiani.
<b>January 7, 1992</b>	Waive Stephen Thompson.
<b>January 10, 1992</b>	Sign Sean Higgins to 10-day contract.
<b>January 20, 1992</b>	Sign Sean Higgins to second 10-day contract.
<b>January 28, 1992</b>	Sign Sean Higgins for remainder of season.
<b>June 17, 1992</b>	Renounce rights to unrestricted free agents Mark Acres and Otis Smith.
<b>June 24, 1992</b>	Select center Shaquille O'Neal (Louisiana State) with the first overall selection of the 1992 NBA Draft.

## ALL-TIME TRANSACTIONS

<b>June 30, 1992</b>	Tender qualifying contract offers to restricted free agents Chris Corchiani and Stanley Roberts.
<b>July 7, 1992</b>	Acquire the draft rights to Litterial Green from Chicago in exchange for a second-round draft pick in 1993.
<b>August 4, 1992</b>	Acquire Lester Conner from Milwaukee in exchange for Sam Vincent and a second-round draft pick.
<b>August 7, 1992</b>	Sign Shaquille O'Neal, marking the earliest draft that the #1 pick in the NBA Draft has signed since 1981; match offer sheet of Dallas Mavericks to restricted free agent Stanley Roberts.
<b>August 22, 1992</b>	Trade center Stanley Roberts in a three-way deal with New York and Los Angeles Clippers for two first-round draft picks. New York receives Doc Rivers, Bo Kimble and Charles Smith from Clippers, while Clippers receive Mark Jackson, a 1995 second-round pick from New York and Roberts from Orlando.
<b>August 26, 1992</b>	Signed free agent guard Anthony Bowie, free agent Donald Royal, and rookie Litterial Green.
<b>November 25, 1992</b>	Sign Lorenzo Williams.
<b>December 3, 1992</b>	Waive Chris Corchiani; Acquire Steve Kerr from Cleveland in exchange for a 1992 second-round draft pick.
<b>December 10, 1992</b>	Waive Lorenzo Williams.
<b>March 5, 1993</b>	Sign Nick Anderson to a new multi-year contract.
<b>April 8, 1993</b>	Sign Howard Wright to a 10-day contract.
<b>April 18, 1993</b>	Sign Howard Wright to a second 10-day contract.
<b>May 23, 1993</b>	Having just one of 66 ping pong balls in the cylinder, Orlando's number comes up to give the Magic the first selection in the 1993 NBA Draft. Then-General Manager Pat Williams represented the Magic at the draft lottery proceedings.
<b>June 30, 1993</b>	Name Brian Hill head coach after Matt Guokas moves to the front office position of Vice President of Basketball Development; Select forward Chris Webber (Michigan) with the first overall selection in 1993 NBA Draft; Acquired the draft rights to Anfernee Hardaway (Memphis State, third overall) and three future first-round picks (1996, 1998, 2000) from Golden State in exchange for the draft rights to Webber; Select center Geert Hammink (Louisiana State) in the first round of the 1993 NBA Draft (26th overall).
<b>July 10, 1993</b>	Name Bob Hill and Wayne "Tree" Rollins assistant coaches to Brian Hill.
<b>August 4, 1993</b>	Announce Geert Hammink has signed a one-year contract with Cantu of the Italian League.
<b>August 19, 1993</b>	Acquire Todd Lichti, Anthony Cook and a second-round pick from Denver in exchange for Brian Williams.
<b>September 8, 1993</b>	Sign free agent Mike Iuzzolino.
<b>September 16, 1993</b>	Sign free agent Donald Royal
<b>September 23, 1993</b>	Sign free agent Larry Krystkowiak.

## ALL-TIME TRANSACTIONS

<b>October 7, 1993</b>	Reach contract agreement with Anfernee Hardaway.
<b>October 8, 1993</b>	Announce re-signing of free agent Litterial Green; name Buzz Braman shooting consultant.
<b>October 15, 1993</b>	Waive Terry Catledge.
<b>October 18, 1993</b>	Announce resignation of Matt Guokas who has accepted a position as an NBC analyst.
<b>November 3, 1993</b>	Waive Mike Iuzzolino.
<b>November 22, 1993</b>	Waive Jerry Reynolds.
<b>November 30, 1993</b>	Sign Lorenzo Williams.
<b>December 22, 1993</b>	Waive Lorenzo Williams.
<b>January 10, 1994</b>	Sign assistant coach Tree Rollins to 10-day player contract.
<b>January 15, 1994</b>	Acquire Anthony Avent from Milwaukee in exchange for Anthony Cook and a conditional 1994 first-round draft choice.
<b>January 21, 1994</b>	Sign Tree Rollins to second 10-day player contract.
<b>January 31, 1994</b>	Sign Tree Rollins for remainder of season.
<b>February 23, 1994</b>	Waive Todd Lichti.
<b>April 20, 1994</b>	Sign first-round draft choice Geert Hammink to a contract for the remainder of the season.
<b>June 29, 1994</b>	Select guard Brooks Thompson (Oklahoma State) in the first round of the 1994 NBA Draft (27th overall); Select forward Rodney Dent (Kentucky) in the second round of the 1994 NBA Draft (31st overall).
<b>July 1, 1994</b>	Anfernee Hardaway exercises option to become free agent.
<b>July 29, 1994</b>	Acquire a future second-round draft pick (1996) and future considerations from Washington in exchange for Scott Skiles, a future first-round draft pick (1996) and future considerations.
<b>September 19, 1994</b>	Sign free agent Horace Grant.
<b>September 22, 1994</b>	Sign free agent Brian Shaw.
<b>September 26, 1994</b>	Hire Richie Adubato as assistant coach; Name Tom Sterner pro scout/assistant coach.
<b>October 5, 1994</b>	Sign first-round draft choice Brooks Thompson.
<b>October 6, 1994</b>	Sign free agent Greg Grant.
<b>October 15, 1994</b>	Re-sign restricted free agent Anfernee Hardaway.
<b>November 2, 1994</b>	Waive center Greg Kite.
<b>November 8, 1994</b>	Sign Donald Royal to a contract extension.
<b>November 9, 1994</b>	Re-wrote and extended contract of head coach Brian Hill.
<b>November 17, 1994</b>	Waive Keith Tower.

## ALL-TIME TRANSACTIONS

<b>November 21, 1994</b>	Sign second-round draft choice Rodney Dent.
<b>November 28, 1994</b>	Waive Greg Grant.
<b>April 8, 1995</b>	Sign free agent guard Darrell Armstrong for remainder of season.
<b>June 28, 1995</b>	Select forward David Vaughn (Memphis State) in the first round of the 1995 NBA Draft (25th overall).
<b>September 22, 1995</b>	Sign Darrell Armstrong.
<b>October 2, 1995</b>	Announce retirement of assistant coach Tree Rollins as a player.
<b>October 3, 1995</b>	Sign free agent center Jon Koncak.
<b>October 5, 1995</b>	Reach contract agreement with first-round draft choice David Vaughn; sign Brian Shaw to contract extension; sign Dennis Scott to contract extension; sign free agents Derrick Canada, Paul Graham, Travis Mays, Todd Mitchell, and Ivano Newbill to contracts.
<b>October 11, 1995</b>	Waive Derrick Canada and Paul Graham.
<b>October 17, 1995</b>	Waive Travis Mays.
<b>October 31, 1995</b>	Waive Ivano Newbill.
<b>November 1, 1995</b>	Acquire forward Larry Stewart and guard Kevin Pritchard from Vancouver in exchange for Anthony Avent.
<b>November 2, 1995</b>	Waive Todd Mitchell and Kevin Pritchard.
<b>November 5, 1995</b>	Sign Anthony Bowie; waive Larry Stewart.
<b>November 10, 1995</b>	Sign free agent forward Joe Wolf.
<b>November 14, 1995</b>	Sign Head Coach Brian Hill to multi-year contract extension.
<b>December 8, 1995</b>	Waive Geert Hammink.
<b>February 22, 1996</b>	Acquire forward Kenny Gattison and a second round draft pick from Vancouver in exchange for Jeff Turner.
<b>April 15, 1996</b>	Sign free agent forward Anthony Bonner for remainder of season.
<b>April 29, 1996</b>	Name Vice President of Basketball Operations/Player Personnel John Gabriel as General Manager; promote General Manager Pat Williams to Senior Executive Vice President.
<b>June 26, 1996</b>	Select forward Brian Evans (Indiana) in the first round of 1996 NBA Draft (27th overall); Select forward-center Amal McCaskill (Marquette) in the second round of the 1996 NBA Draft (49th overall).
<b>July 17, 1996</b>	Re-sign free agent Horace Grant.
<b>July 23, 1996</b>	Sign first round draft pick Brian Evans.
<b>July 31, 1996</b>	Sign free agent guard Gerald Wilkins.
<b>August 9, 1996</b>	Acquire center Felton Spencer from Utah in exchange for guard Brooks Thompson, forward Kenny Gattison and a future first round draft selection.
<b>August 17, 1996</b>	Re-sign free agent Darrell Armstrong.

## ALL-TIME TRANSACTIONS

<b>August 26, 1996</b>	Sign free agent forward Derek Strong.
<b>September 4, 1996</b>	Sign free agent forward-center LeRon Ellis.
<b>September 16, 1996</b>	Announce Jon Koncak will be physically unable to play during 1996-97 season because of knee injury; sign second round draft pick Amal McCaskill.
<b>September 30, 1996</b>	Sign free agent forward Corey Allen, free agent forward Devin Gray and free agent guard Lonnie Harrell.
<b>October 17, 1996</b>	Waive Lonnie Harrell.
<b>October 19, 1996</b>	Sign free agent center Dan Schayes.
<b>October 23, 1996</b>	Waive Devin Gray.
<b>October 29, 1996</b>	Waive Corey Allen.
<b>October 31, 1996</b>	Waive LeRon Ellis.
<b>November 2, 1996</b>	Acquire Rony Seikaly, Clifford Rozier and a future second round draft pick from Golden State in exchange for Jon Koncak, Donald Royal and Felton Spencer.
<b>November 26, 1996</b>	Sign free agent Dell Demps.
<b>December 5, 1996</b>	Waive Clifford Rozier.
<b>December 10, 1996</b>	Waive Dell Demps.
<b>December 18, 1996</b>	Sign free agent guard Kenny Smith.
<b>January 6, 1997</b>	Waive Kenny Smith.
<b>February 18, 1997</b>	Relieve head coach Brian Hill of duties; Name assistant coach Richie Aduabato as interim head coach.
<b>February 28, 1997</b>	Announce that Richie Aduabato will be retained as head coach for the remainder of the 1996-97 season.
<b>June 3, 1997</b>	Name Chuck Daly head coach
<b>June 4, 1997</b>	Name Julius "Dr. J." Erving as Executive Vice President
<b>June 25, 1997</b>	Select forward Johnny Taylor (Tennessee-Chattanooga) in the first round of the 1997 NBA Draft (17th overall); Select guard Eric Washington (Alabama) in the second round (47th overall) of the 1997 NBA Draft; Acquire the draft rights to Jason Lawson (Villanova, 42nd overall) from Denver in exchange for the draft rights to Eric Washington and a future second-round draft pick in 1999.
<b>June 27, 1997</b>	Name Brendan Suhr assistant coach. Announce that Tree Rollins and Tom Sterner will be retained as assistant coaches on Chuck Daly's staff.
<b>July 17, 1997</b>	Re-sign free agent Derek Strong.
<b>July 23, 1997</b>	Sign first-round draft pick Johnny Taylor; re-sign free agent Amal McCaskill.
<b>August 1, 1997</b>	Waive Amal McCaskill.
<b>August 6, 1997</b>	Re-sign free agent Gerald Wilkins.
<b>August 27, 1997</b>	Re-sign free agent Nick Anderson.

## ALL-TIME TRANSACTIONS

<b>September 5, 1997</b>	Sign free agent forward-center Charles Outlaw; sign second-round draft selection Jason Lawson.
<b>September 8, 1997</b>	Sign free agent forward-center Tim Kempton.
<b>September 11, 1997</b>	Re-sign free agent Dan Schayes.
<b>September 24, 1997</b>	Acquire Derek Harper and Ed O'Bannon from Dallas in exchange for Dennis Scott.
<b>September 30, 1997</b>	Sign free agent Rick Brunson.
<b>October 20, 1997</b>	Waive Rick Brunson.
<b>October 26, 1997</b>	Waive Ed O'Bannon.
<b>October 27, 1997</b>	Acquire Mark Price from Golden State in exchange for Brian Shaw and David Vaughn.
<b>December 10, 1997</b>	Sign free agent Carl Thomas to 10-day contract.
<b>December 23, 1997</b>	Waive Carl Thomas; Sign free agent Donald Royal to a 10-day contract.
<b>January 5, 1998</b>	Waive Donald Royal; Sign free agent Vernon Maxwell to a 10-day contract.
<b>January 15, 1998</b>	Sign Vernon Maxwell to a second 10-day contract.
<b>January 24, 1998</b>	Announce Vernon Maxwell's second ten-day contract has terminated.
<b>February 16, 1998</b>	Acquire Greg Foster, Chris Morris and a 1998 first-round draft selection from Utah in exchange for Rony Seikaly.
<b>February 18, 1998</b>	Trade nullified with Utah because of Rony Seikaly's failure to report.
<b>February 19, 1998</b>	Acquire David Benoit, Yinka Dare, Kevin Edwards and a first-round draft selection from New Jersey in exchange for Rony Seikaly and Brian Evans.
<b>February 22, 1998</b>	Sign free agent Anthony "Spud" Webb to a 10-day contract; Waive Yinka Dare.
<b>March 2, 1998</b>	Sign free agent Kevin Ollie to a 10-day contract; Waive Anthony "Spud" Webb.
<b>March 12, 1998</b>	Sign Kevin Ollie to second 10-day contract.
<b>March 22, 1998</b>	Sign Kevin Ollie for the remainder of the season.
<b>June 24, 1998</b>	Select center Michael Doleac (Utah) in the first round of the 1998 NBA Draft (12th pick overall); Select center Keon Clark (UNLV) in the first round of the 1998 NBA Draft (13th pick overall); Select forward Matt Harpring (Georgia Tech) in the first round of the 1998 NBA Draft (15th pick overall); Select guard Miles Simon (Arizona) in the second round of the 1998 NBA Draft (42nd pick overall).
<b>June 30, 1998</b>	Waive Mark Price.
<b>January 21, 1999</b>	Acquire a first round draft selection from Denver in exchange for Johnny Taylor and the draft rights to Keon Clark; Renounce Anthony Bonner, David Benoit, Kevin Edwards, Derek Harper, Jason Lawson, Kevin Ollie, Tree Rollins and Dan Schayes; Sign free agent center Isaac Austin; Sign guard Robert Conlisk, guard Damon Jones, center Jonathan Kerner and guard Ruben Nembhard; Re-sign free agent guard Darrell Armstrong; Re-sign free agent center Dan Schayes; Sign draft selections Michael Doleac, Matt Harpring and Miles Simon.
<b>January 22, 1999</b>	Re-sign free agent Derek Strong; Sign guard Eddie Casiano.

## ALL-TIME TRANSACTIONS

<b>January 26, 1999</b>	Re-sign free agent Gerald Wilkins; Sign free agent guard Doug Overton; Waive Eddie Casiano.
<b>January 27, 1999</b>	Waive Robert Conlisk.
<b>February 2, 1999</b>	Waive Damon Jones.
<b>February 4, 1999</b>	Waive Ruben Nembhard.
<b>February 5, 1999</b>	Sign free agent forward Dominique Wilkins.
<b>February 26, 1999</b>	Waive Doug Overton.
<b>March 8, 1999</b>	Sign free agent guard Kevin Ollie to a 10-day contract.
<b>March 14, 1999</b>	Sign free agent guard B.J. Armstrong; Waive Kevin Ollie.
<b>May 24, 1999</b>	Head Coach Chuck Daly announces his retirement and will remain as a consultant to General Manager John Gabriel.
<b>June 7, 1999</b>	Name Glenn "Doc" Rivers head coach.
<b>June 14, 1999</b>	Waive Dominique Wilkins.
<b>June 25, 1999</b>	Waive Gerald Wilkins.
<b>June 30, 1999</b>	Select forward Laron Profit (Maryland) in the second round of the 1999 NBA Draft (38th overall); Obtain the draft rights to guard Louis Bullock (Michigan, 42nd pick overall) from Minnesota in exchange for future considerations; Obtain the draft rights to forward Corey Maggette (Duke, 13th pick overall), along with forward Don MacLean, forward Billy Owens and guard Dale Ellis from Seattle in exchange for Horace Grant and two future second round picks (2000, 2001).
<b>July 1, 1999</b>	Name Dave Wohl assistant coach; Sign Assistant Coach Eric Musselman to a new contract.
<b>July 11, 1999</b>	Name Johnny Davis assistant coach.
<b>July 12, 1999</b>	Sign forward Corey Magette.
<b>August 3, 1999</b>	Re-sign free agent Bo Outlaw; Acquire guard Tariq Abdul-Wahad along with a future first round draft selection from Sacramento in exchange for Nick Anderson.
<b>August 5, 1999</b>	Acquire forward Pat Garrity, forward Danny Manning and two future first round draft selections from Phoenix in exchange for Anfernee Hardaway.
<b>August 11, 1999</b>	Acquire forward Terry Davis, forward Ben Wallace, guard Tim Legler and guard Jeff McInnis from Washington in exchange for Isaac Austin.
<b>August 13, 1999</b>	Acquire forward Harvey Grant and guard Anthony Parker from Philadelphia in exchange for Billy Owens.
<b>August 19, 1999</b>	Acquire forwards Chris Gatling and forward Armen Gilliam from Milwaukee in exchange for Dale Ellis and Danny Manning.
<b>August 27, 1999</b>	Acquire guard Lee Mayberry and forwards Makhtar Ndiaye, Rodrick Rhodes and Michael Smith from Vancouver in exchange for a future second round draft pick; Also sent Don MacLean and a future first round draft pick to Houston as part of a three-team, 11-player deal.

## ALL-TIME TRANSACTIONS

<b>September 16, 1999</b>	Waive Jeff McInnis.
<b>September 17, 1999</b>	Sign forward Monty Williams; waive Makhtar Ndiaye and Tim Legler.
<b>September 20, 1999</b>	Sign free agents John Amaechi and Chucky Atkins.
<b>September 22, 1999</b>	Acquire a conditional second-round draft pick from Washington in exchange for the draft rights to LaRon Profit.
<b>September 29, 1999</b>	Sign Louis Bullock; Waive Michael Smith.
<b>October 2, 1999</b>	Waive Harvey Grant.
<b>October 4, 1999</b>	Waive Rodrick Rhodes.
<b>October 27, 1999</b>	Waive Louis Bullock.
<b>October 28, 1999</b>	Sign GM John Gabriel to a four-year contract extension.
<b>October 29, 1999</b>	Waive Terry Davis.
<b>November 1, 1999</b>	Waive Lee Mayberry.
<b>November 15, 1999</b>	Waive Armen Gilliam; Sign Earl Boykins.
<b>December 20, 1999</b>	Waive Earl Boykins.
<b>December 21, 1999</b>	Sign Kiwane Garris.
<b>January 4, 2000</b>	Waive Kiwane Garris.
<b>January 7, 2000</b>	Sign Kiwane Garris to a 10-day contract.
<b>January 15, 2000</b>	Waive Kiwane Garris.
<b>January 21, 2000</b>	Waive Anthony Parker.
<b>February 1, 2000</b>	Acquire Chauncey Billups, Ron Mercer and Johnny Taylor from Denver in exchange for Tariq Abdul-Wahad, Chris Gatling and a lottery-protected, future first round draft pick.
<b>February 24, 2000</b>	Acquire Anthony Johnson from Atlanta in exchange for a conditional second round draft pick.
<b>March 8, 2000</b>	Name John Weisbrod Chief Operating Officer of RDV Sports.
<b>May 31, 2000</b>	Name Paul Pressey assistant coach.
<b>June 28, 2000</b>	Select forward Mike Miller (Florida) in the first round of the 2000 NBA Draft (fifth overall); Acquire a future first round draft pick from the L.A. Clippers in exchange for the draft rights to the 10th pick overall in the 2000 NBA Draft (Keyon Dooling, Missouri), Corey Maggette, Derek Strong and future considerations; Acquire a future first round draft pick and future considerations from Dallas in exchange for the draft rights to the 13th pick in the 2000 NBA Draft (Courtney Alexander, Fresno State).
<b>August 3, 2000</b>	Renounce the rights to Ron Mercer, Chauncey Billups, Anthony Johnson, Miles Simon, Johnny Taylor and Monty Williams; Acquire Grant Hill from Detroit in a sign-and-trade deal in exchange for Chucky Atkins and Ben Wallace; Acquire Tracy McGrady from Toronto in a sign-and-trade deal in exchange for a future conditional draft pick; Acquire Andrew DeClercq from Cleveland in exchange for Matt Harpring; Sign free agent Dee Brown.



## ALL-TIME TRANSACTIONS

<b>August 4, 2000</b>	Re-sign free agent Monty Williams; Re-sign free agent Bo Outlaw.
<b>August 7, 2000</b>	Re-sign free agent John Amaechi.
<b>August 10, 2000</b>	Sign free agent Troy Hudson.
<b>August 11, 2000</b>	Sign first round draft selection Mike Miller.
<b>August 15, 2000</b>	Sign free agent Don Reid.
<b>September 18, 2000</b>	Sign free agent Eddie Gill.
<b>September 22, 2000</b>	Sign free agent Ed O'Bannon.
<b>September 28, 2000</b>	Sign free agent Troy Rolle.
<b>October 14, 2000</b>	Waive Ed O'Bannon.
<b>October 17, 2000</b>	Awarded Randy Livingston on a waiver claim; Pick up fourth-year contract options on Pat Garrity and Michael Doleac.
<b>October 19, 2000</b>	Waive Troy Rolle.
<b>October 25, 2000</b>	Waive Eddie Gill.
<b>October 30, 2000</b>	Waive Randy Livingston.
<b>November 2, 2000</b>	Sign Elliot Perry.
<b>November 30, 2000</b>	Waive Elliot Perry.
<b>January 7, 2001</b>	Sign James Robinson to a 10-day contract.
<b>January 18, 2001</b>	Sign James Robinson to a second 10-day contract.
<b>January 28, 2001</b>	The second 10-day contract signed by James Robinson expires.
<b>January 29, 2001</b>	Sign Cory Alexander to a 10-day contract.
<b>February 12, 2001</b>	Sign Cory Alexander to a second 10-day contact.
<b>February 23, 2001</b>	Sign Cory Alexander for the remainder of the season.
<b>April 20, 2001</b>	Sign Head Coach Doc Rivers to a contract extension through the 2004-05 season.
<b>June 2, 2001</b>	Acquire a future conditional first-round draft pick from Detroit for deferring its notification to Phoenix on whether to accept the Suns' first-round draft pick in 2001 (No. 18) or decline until 2002. After the notification deadline expired (3 a.m., June 2), Orlando exercised its option to receive Phoenix's first-round 2001 draft pick (No. 18), which was automatically conveyed from the Magic to Houston. In return, Houston agreed to give its 2001 first-round pick (No. 22) to Orlando for a 2001 first-round pick (No. 23).
<b>June 27, 2001</b>	Select forward-center Steven Hunter (DePaul) in the first round of the 2001 NBA Draft (15th overall); select guard Jeryl Sasser (SMU) in the first round of the 2001 NBA Draft (22nd overall); select guard Omar Cook (St. John's) in the second round of the 2001 NBA Draft (32nd overall); trade rights to Cook to Denver to fulfill a previous trade obligation; acquire rights to Brendan Haywood (North Carolina, 20th overall) from Cleveland in exchange for Michael Doleac.
<b>July 18, 2001</b>	Sign free agent Patrick Ewing.

## ALL-TIME TRANSACTIONS

<b>July 19, 2001</b>	Sign free agent Horace Grant.
<b>July 25, 2001</b>	Re-sign free agents Andrew DeClercq and Don Reid.
<b>August 1, 2001</b>	Acquire Laron Profit and a future first round draft pick from Washington in exchange for a draft rights to Brendan Haywood.
<b>August 23, 2001</b>	Sign first round draft selection Steven Hunter.
<b>August 29, 2001</b>	Sign first round draft selection Jeryl Sasser; Dee Brown retires.
<b>September 10, 2001</b>	Re-sign free agent Troy Hudson.
<b>September 17, 2001</b>	Re-sign free agent Monty Williams.
<b>October 1, 2001</b>	Sign free agent Todd Fuller.
<b>October 15, 2001</b>	Waive Laron Profit.
<b>October 16, 2001</b>	Waive Todd Fuller.
<b>October 17, 2001</b>	Name Dee Brown Special Assistant to Magic Operations.
<b>November 15, 2001</b>	Acquire Jud Buechler from Phoenix in exchange for Charles 'Bo' Outlaw and a future first round draft pick.
<b>March 12, 2002</b>	Sign Dee Brown to a 10-day contract.
<b>March 22, 2002</b>	Sign Dee Brown to a second 10-day contract.
<b>March 29, 2002</b>	Waive Dee Brown.
<b>April 2, 2002</b>	Sign Jaren Jackson to a 10-day contract.
<b>April 11, 2002</b>	Sign Jaren Jackson for the remainder of the season.
<b>June 26, 2002</b>	Select center Curtis Borchardt (Stanford) in the first round of the 2002 NBA Draft (18th overall); trade rights to Borchardt to Utah in exchange for the rights to Ryan Humphrey (Notre Dame, 19th overall) and a 2002 second round draft pick (47th overall); Acquired the draft rights to Mario Kasun (41st overall) from the Los Angeles Clippers in exchange for future considerations (protection of first round pick owed by L.A. goes from 1-17 to 1-23 in 2003); Acquired the draft rights to Rashard Griffith (1995 pick, 38th overall) from Milwaukee in exchange for the draft rights to Jamal Sampson (47th overall).
<b>July 17, 2002</b>	Sign free agent Jacque Vaughn.
<b>July 20, 2002</b>	Sign free agent Olumide Oyediji.
<b>July 24, 2002</b>	Re-sign free agent Pat Garrity; Waive Jud Buechler.
<b>August 1, 2002</b>	Acquire a future second round draft pick from Denver in exchange for Don Reid and future draft considerations.
<b>August 8, 2002</b>	Sign Ryan Humphrey.
<b>August 15, 2002</b>	Waive Patrick Ewing.
<b>August 23, 2002</b>	Exercise contract option on Mike Miller; name Mark Hughes assistant coach; extend contracts for assistant coaches Dave Wohl, Johnny Davis and Paul Pressey.
<b>September 5, 2002</b>	Sign free agent Shawn Kemp.

## ALL-TIME TRANSACTIONS

<b>September 12, 2002</b>	Sign free agents Jabari Smith and Peter Cornell.
<b>September 18, 2002</b>	Sign free agent Jermaine Walker.
<b>September 23, 2002</b>	Sign free agents Corey Benjamin, Omar Cook and Obinna Ekezie.
<b>September 25, 2002</b>	Sign free agent Pat Burke.
<b>October 6, 2002</b>	Waive Jabari Smith and Corey Benjamin.
<b>October 12, 2002</b>	Waive Omar Cook.
<b>October 21, 2002</b>	Waive Jermaine Walker.
<b>October 23, 2002</b>	Waive Obinna Ekezie and Peter Cornell.
<b>December 11, 2002</b>	Waive Horace Grant.
<b>February 19, 2003</b>	Acquire Drew Gooden, Gordan Giricek and cash considerations from Memphis in exchange for Mike Miller, Ryan Humphrey, a first round draft pick (owed to Orlando by Sacramento) and a future second round draft pick (2004).
<b>February 28, 2003</b>	Sign Chris Whitney for the remainder of the season.
<b>June 26, 2003</b>	Select guard Reece Gaines (Louisville) in the first round of the 2003 NBA Draft (15th overall); select forward-center Zaur "Zaza" Pachulia (Turkey) in the second round of the 2003 NBA Draft (42nd overall); acquired the draft rights to guard Keith Bogans (Kentucky, 43rd overall) from Milwaukee in exchange for cash considerations.
<b>July 16, 2003</b>	Sign free agent Juwan Howard.
<b>July 18, 2003</b>	Sign Reece Gaines.
<b>July 22, 2003</b>	Re-sign free agent Andrew DeClercq.
<b>July 23, 2003</b>	Sign free agent Tyronn Lue.
<b>July 24, 2003</b>	Sign Zaza Pachulia.
<b>July 25, 2003</b>	Sign Keith Bogans.
<b>September 11, 2003</b>	Sign free agent Britton Johnsen.
<b>September 15, 2003</b>	Named Dave Twardzik director of player personnel and Otis Smith director of player development.
<b>September 19, 2003</b>	Sign free agent Rick Apodaca.
<b>September 22, 2003</b>	Sign free agent Ousmane Cisse.
<b>September 23, 2003</b>	Sign free agent Donnell Harvey.
<b>September 29, 2003</b>	Sign free agents Derrick Dial, Alton Ford and Shammond Williams.
<b>October 4, 2003</b>	Waive Ousmane Cisse.
<b>October 9, 2003</b>	Waive Rick Apodaca and Derrick Dial.
<b>October 19, 2003</b>	Waive Alton Ford.
<b>October 22, 2003</b>	Waive guard Jeryl Sasser.
<b>November 16, 2003</b>	Sign free agent guard Derrick Dial; Waive Britton Johnsen.

## ALL-TIME TRANSACTIONS

<b>November 17, 2003</b>	Dismiss Glenn "Doc" Rivers and Dave Wohl; Name Johnny Davis head coach.
<b>November 25, 2003</b>	Sign free agent guard Rod Strickland; waive Derrick Dial.
<b>November 28, 2003</b>	Name Paul Westhead assistant coach.
<b>December 23, 2003</b>	Acquire a 2004 second round draft pick from Phoenix in exchange for Donnell Harvey; Acquire a 2004 second round draft pick, cash considerations and forward Monty Williams from Philadelphia in exchange for a conditional 2004 second round draft pick.
<b>December 26, 2003</b>	Acquire forward Robert Archibald from Phoenix in exchange for a future conditional second round draft pick; Waive Monty Williams.
<b>January 2, 2004</b>	Acquire center Mengke Bateer, the draft rights to center Remon Van de Hare and a future conditional second round draft pick from Toronto in exchange for Robert Archibald.
<b>January 5, 2004</b>	Sign forward Lee Nailon to 10-day contract; waive Mengke Bateer.
<b>January 15, 2004</b>	Sign Lee Nailon to a second 10-day contract.
<b>February 19, 2004</b>	Acquire guard DeShawn Stevenson and a future second round draft pick from Utah in exchange for Gordan Giricek; Acquire forward/center Sean Rooks from New Orleans in exchange for Shammond Williams.
<b>February 20, 2004</b>	Sign forward Desmond Penigar to a 10-day contract.
<b>March 1, 2004</b>	Sign Desmond Penigar to a second 10-day contract; Waive Rod Strickland.
<b>March 10, 2004</b>	Sign forward Britton Johnsen to a 10-day contract; Give Desmond Penigar a 10-day contract early release.
<b>March 12, 2004</b>	John Gabriel resigns as general manager and will serve as advisor/regional scout; Name John Weisbrod general manager.
<b>March 20, 2004</b>	Sign Britton Johnsen to a second 10-day contract.
<b>March 30, 2004</b>	Sign Britton Johnsen for the remainder of the season.
<b>April 2, 2004</b>	Sign guard Derrick Dial for the remainder of the season.
<b>May 26, 2004</b>	Orlando wins the NBA Draft Lottery, giving the Magic the first overall selection in the 2004 NBA Draft.
<b>June 22, 2004</b>	Center Zaza Pachulia is selected by Charlotte in the 2004 NBA Expansion Draft.
<b>June 24, 2004</b>	Select forward-center Dwight Howard (SW Atlanta Christian Academy) with the first overall selection of the 2004 NBA Draft; Acquire the draft rights to guard Jameer Nelson (St. Joseph's, 20th overall) from Denver in exchange for a future first round draft pick; Select Anderson Varejao (Brazil) in the second round of the 2004 NBA Draft (30th overall); Select Antonio Burks (Memphis) in the second round of the 2004 NBA Draft (36th overall), then trade his draft rights to Memphis in exchange for cash considerations.
<b>June 29, 2004</b>	Acquire guard Steve Francis, guard Cuttino Mobley and center Kelvin Cato from Houston in exchange for guard Tracy McGrady, guard Tyronn Lue, forward Juwan Howard and guard Reece Gaines.

## ALL-TIME TRANSACTIONS

<b>July 7, 2004</b>	Sign Dwight Howard and Jameer Nelson.
<b>July 14, 2004</b>	Sign free agent Hedo Turkoglu.
<b>July 23, 2004</b>	Acquire Tony Battie and two future second round draft picks (2005, 2007) from Cleveland in exchange for Drew Gooden, Steven Hunter (through a sign-and-trade) and the draft rights to Anderson Varejao.
<b>July 29, 2004</b>	Sign free agent Michael Bradley.
<b>August 2, 2004</b>	Sign free agent Stacey Augmon.
<b>August 12, 2004</b>	Re-sign free agent DeShawn Stevenson; Name Ron Ekker, Chris Jent, Clifford Ray and Morlon Wiley assistant coaches.
<b>August 16, 2004</b>	Sign Mario Kasun.
<b>October 4, 2004</b>	Sign free agents Earl Barron, Corsley Edwards, Jemeil Rich and Ajani Williams.
<b>October 12, 2004</b>	Waive Ajani Williams.
<b>October 14, 2004</b>	Waive Earl Barron and Jemeil Rich.
<b>October 27, 2004</b>	Waive Corsley Edwards.
<b>November 1, 2004</b>	Acquire forward Brandon Hunter from Charlotte in exchange for Keith Bogans.
<b>January 10, 2005</b>	Acquire guard Doug Christie from Sacramento in exchange for Cuttino Mobley and Michael Bradley.
<b>March 17, 2005</b>	Dismiss Johnny Davis and Ron Ekker; Name Chris Jent interim head coach.
<b>March 23, 2005</b>	Sign guard Mark Jones to 10-day contract.
<b>March 31, 2005</b>	Sign guard Andre Barrett to 10-day contract; Release Mark Jones from his 10-day contract.
<b>April 8, 2005</b>	Sign guard Mark Jones for the remainder of the season.
<b>April 10, 2005</b>	Sign Andre Barrett for the remainder of the season.
<b>May 23, 2005</b>	General Manager John Weisbrod resigns.
<b>May 24, 2005</b>	Name Brian Hill head coach.
<b>June 10, 2005</b>	Name Randy Ayers and Tom Sterner assistant coaches.
<b>June 27, 2005</b>	Promote Dave Twardzik and Otis Smith to assistant general manager; Name Alex Martins executive vice president of marketing and franchise relations.
<b>June 28, 2005</b>	Select forward Fran Vazquez (Spain) in the first round of the 2005 NBA Draft (11th overall); Select guard Travis Diener (Marquette) in the second round of the 2005 NBA Draft (38th overall); Select center Martynas Andriuskevicius in the second round of the 2005 NBA Draft (44th overall), then trade his draft rights to Cleveland in exchange for a 2006 second round draft pick and cash considerations; Acquire the draft rights to forward Marcin Gortat (Poland, 57th overall) from Phoenix in exchange for cash considerations.
<b>July 5, 2005</b>	Name Randy Wittman assistant coach; Name Mark Bryant and Morlon Wiley assistant coaches/player development.

## ALL-TIME TRANSACTIONS

<b>August 3, 2005</b>	Sign free agent Keyon Dooling.
<b>August 11, 2005</b>	Waive Doug Christie and designated him as the team's amnesty player.
<b>August 16, 2005</b>	Sign Travis Diener.
<b>August 22, 2005</b>	Sign free agent Ruben Boumtje-Boumtje.
<b>September 28, 2005</b>	Sign free agents Ken Johnson and Terence Morris.
<b>September 29, 2005</b>	Sign free agents Felipe Lopez and Bo Outlaw.
<b>October 3, 2005</b>	Sign free agent Matt Freije.
<b>October 14, 2005</b>	Waive Matt Freije and Felipe Lopez.
<b>October 31, 2005</b>	Waive Ruben Boumtje-Boumtje and Ken Johnson.
<b>January 12, 2006</b>	Suspend Steve Francis for conduct detrimental to the team.
<b>February 15, 2006</b>	Acquire Carlos Arroyo and Darko Milicic from Detroit in exchange for Kelvin Cato and a future protected first round draft pick; Waive Terence Morris.
<b>February 22, 2006</b>	Waive Bo Outlaw; Acquire Trevor Ariza and Anfernee Hardaway from New York in exchange for Steve Francis.
<b>February 24, 2006</b>	Waive Anfernee Hardaway; Sign free agent Bo Outlaw.
<b>March 22, 2006</b>	Sign Tony Battie to a contract extension.
<b>March 27, 2006</b>	Exercised their option to extend the contracts of Dwight Howard and Jameer Nelson through the 2007-08 season.
<b>May 3, 2006</b>	Promote Otis Smith to general manager; Promote Alex Martins to chief operating officer; Promote Jim Fritz to chief financial officer.
<b>June 28, 2006</b>	Select guard J.J. Redick (Duke) in the first round of the 2006 NBA Draft (11th overall); Select forward James Augustine (Illinois) in the second round of the 2006 NBA Draft (41st overall); Select forward Lior Eliyahu in the second round of the 2006 NBA Draft (44th overall), then trade his draft rights to Houston in exchange for cash considerations.
<b>July 6, 2006</b>	Name John Kuester assistant coach.
<b>July 7, 2006</b>	Sign J.J. Redick.
<b>July 8, 2006</b>	Sign James Augustine.
<b>July 13, 2006</b>	Sign free agent Keith Bogans.
<b>July 27, 2006</b>	Re-sign free agent Trevor Ariza.
<b>August 16, 2006</b>	Re-sign free agent Bo Outlaw.
<b>January 10, 2007</b>	Assign James Augustine to Anaheim Arsenal of the NBA Development League.
<b>January 25, 2007</b>	Recall James Augustine from the Anaheim Arsenal of the NBA Development League.
<b>May 23, 2007</b>	Relieve Brian Hill from duties of head coach.
<b>May 31, 2007</b>	Name Billy Donovan head coach.
<b>June 6, 2007</b>	Release Billy Donovan from his contract.

## ALL-TIME TRANSACTIONS

<b>June 7, 2007</b>	Name Stan Van Gundy head coach; Orlando acquired rights to Van Gundy from Miami in exchange for a second round selection in the 2007 NBA Draft (No. 39) and the ability to swap first round picks in the 2008 NBA Draft. The first round pick is lottery protected (1-14). If Miami can't or chooses not to exercise the option of swapping first round picks, the Heat obtain Orlando's second round pick in 2008 and cash considerations.
<b>June 28, 2007</b>	Select forward Reyshawn Terry in the second round of the 2007 NBA Draft (44th overall), then trade his draft rights to Dallas in exchange for the draft rights to forward Milovan Rakovic (60th overall) and cash considerations; Also traded the 54th overall pick to Houston in exchange for cash considerations.
<b>July 3, 2007</b>	Name Brendan Malone, Patrick Ewing, Steve Clifford and Bob Beyer assistant coaches.
<b>July 11, 2007</b>	Acquire forward Rashard Lewis in a sign-and-trade deal with Seattle in exchange for a future conditional second round draft pick.
<b>July 12, 2007</b>	Sign Dwight Howard to a contract extension.
<b>August 24, 2007</b>	Sign free agent Adonal Foyle.
<b>August 27, 2007</b>	Sign Marcin Gortat.
<b>September 20, 2007</b>	Sign free agents Bo Outlaw, Kevin Kruger and Torrell Martin.
<b>October 11, 2007</b>	Waive free agent Torrell Martin.
<b>October 25, 2007</b>	Waive free agent Kevin Kruger.
<b>October 31, 2007</b>	Sign Jameer Nelson to a multi-year contract extension.
<b>November 20, 2007</b>	Assign Marcin Gortat to Anaheim Arsenal of the NBA Development League; Waive Bo Outlaw; Acquire Brian Cook and Maurice Evans from L.A. Lakers in exchange for Trevor Ariza.
<b>December 2, 2007</b>	Recall Marcin Gortat from Anaheim of the NBA Development League.
<b>June 2, 2008</b>	Sign General Manager Otis Smith and Assistant General Manager Dave Twardzik to multi-year contract extensions.
<b>June 26, 2008</b>	Select guard Courtney Lee (Western Kentucky) in the first round of the 2008 NBA Draft (22nd overall).
<b>July 3, 2008</b>	Sign Courtney Lee.
<b>July 10, 2008</b>	Sign free agent Mickael Pietrus.
<b>July 15, 2008</b>	Sign free agent Anthony Johnson.
<b>July 21, 2008</b>	Acquire a trade exception and cash considerations from New Jersey in exchange for Keyon Dooling in a sign-and-trade deal.
<b>July 29, 2008</b>	Waive James Augustine.
<b>August 1, 2008</b>	Re-sign free agent Adonal Foyle.
<b>September 25, 2008</b>	Sign free agents Dwayne Jones, Jeremy Richardson and Mike Wilks.
<b>October 7, 2008</b>	Pick-up 2009-10 option on contract of J.J. Redick.

## ALL-TIME TRANSACTIONS

<b>October 23, 2008</b>	Waive Dwayne Jones.
<b>December 6, 2008</b>	Waive Jeremy Richardson.
<b>December 12, 2008</b>	Re-sign Jeremy Richardson.
<b>February 5, 2009</b>	Acquire Tyronn Lue from Milwaukee in exchange for Keith Bogans and cash considerations.
<b>February 19, 2009</b>	Acquire Rafer Alston in a three-way trade from Houston; Houston acquires Brian Cook from Orlando and Kyle Lowry from Memphis; Memphis acquires Adonal Foyle, Mike Wilks and a 2009 first round draft pick from Orlando.
<b>March 23, 2009</b>	Re-sign free agent Adonal Foyle.
<b>June 25, 2009</b>	Acquire Vince Carter and Ryan Anderson from New Jersey in exchange for Rafer Alston, Tony Battie and Courtney Lee.
<b>July 9, 2009</b>	Acquire a trade exception and cash considerations from the Toronto Raptors, and cash considerations from the Dallas Mavericks as part of a four-team trade; As part of a sign-and-trade deal, Hedo Turkoglu was traded to Toronto; Also included as parts of the deal - Toronto sends Shawn Marion, Kris Humphries, Nathan Jawai and cash considerations to Dallas, while also sending a future second round draft pick to Memphis; Memphis sends Greg Buckner to Dallas; Dallas sends Jerry Stackhouse and cash considerations to Memphis, while also sending Devean George and Antoine Wright to Toronto.
<b>July 10, 2009</b>	Sign free agent Brandon Bass.
<b>July 13, 2009</b>	Exercise its right of first refusal and retained restricted free agent center Marcin Gortat, who had signed an offer sheet with Dallas on July 8.
<b>July 23, 2009</b>	Sign free agent Matt Barnes.
<b>August 19, 2009</b>	Sign free agent Jason Williams.
<b>August 27, 2009</b>	Re-sign free agent Adonal Foyle.
<b>September 18, 2009</b>	Sign free agents Morris Almond and Linton Johnson.
<b>September 28, 2009</b>	Extend contracts of General Manager Otis Smith and Head Coach Stan Van Gundy.
<b>October 21, 2009</b>	Waive Morris Almond.
<b>October 28, 2009</b>	Waive Linton Johnson.
<b>June 24, 2010</b>	Select center Daniel Orton (Kentucky) in the first round of the 2010 NBA Draft (29th overall); Select Stanley Robinson (Connecticut) in the second round of the 2010 NBA Draft (59th overall).
<b>July 1, 2010</b>	Sign Daniel Orton.
<b>July 8, 2010</b>	Sign free agent Chris Duhon.
<b>July 13, 2010</b>	Sign free agent Quentin Richardson.
<b>July 16, 2010</b>	Exercise its right of first refusal and retained restricted free agent J.J. Redick, who had signed an offer sheet with Chicago on July 9.
<b>July 28, 2010</b>	Promoted Otis Smith to president of basketball operations and Alex Martins to president; Agreed to a contract extension with Head Coach Stan Van Gundy.

## ALL-TIME TRANSACTIONS

<b>August 3, 2010</b>	Re-sign free agent Jason Williams.
<b>August 16, 2010</b>	Sign Stanley Robinson.
<b>September 15, 2010</b>	Sign free agent Malik Allen.
<b>October 1, 2010</b>	Exercised fourth-year team option on contract of Ryan Anderson.
<b>October 20, 2010</b>	Waive Stanley Robinson.
<b>December 1, 2010</b>	Assign Daniel Orton to New Mexico of the NBA Development League.
<b>December 6, 2010</b>	Recall Daniel Orton from New Mexico of the NBA Development League.
<b>December 18, 2010</b>	Acquire Gilbert Arenas from Washington in exchange for Rashard Lewis; Acquire Jason Richardson, Hedo Turkoglu and Earl Clark from Phoenix in exchange for Vince Carter, Marcin Gortat, Mickael Pietrus, a 2011 first round draft pick and cash considerations.
<b>January 26, 2011</b>	Waive Jason Williams.
<b>June 23, 2011</b>	Acquire the draft rights to Justin Turner (Richmond, 32nd overall) from Cleveland in exchange for two future second round draft picks; Select DeAndre Liggins (Kentucky) in the second round of the 2011 NBA Draft (53rd overall).
<b>December 7, 2011</b>	Bob Vander Weide announces retirement as chief executive officer/vice chair; Name Dan DeVos chairman; Promote Alex Martins to chief executive officer.
<b>December 9, 2011</b>	Waive Gilbert Arenas and declare him as the team's amnesty player; Sign free agents Larry Hughes and Gabe Pruitt; Sign rookies Justin Harper and DeAndre Liggins.
<b>December 12, 2011</b>	Acquire Glen Davis and Von Wafer from Boston in exchange for Brandon Bass; Re-sign free agent Jason Richardson.
<b>December 15, 2011</b>	Re-sign free agent Earl Clark.
<b>December 21, 2011</b>	Waive Gabe Pruitt.
<b>February 1, 2012</b>	Waive Larry Hughes.
<b>February 2, 2012</b>	Sign free agent Ish Smith.
<b>February 3, 2012</b>	Suspend Glen Davis for two games due to conduct detrimental to the team.
<b>March 15, 2012</b>	Dwight Howard waives Early Termination Option, signed through 2012-13 season.
<b>May 21, 2012</b>	Relieve Stan Van Gundy of his duties as head coach; Mutually part ways with President of Basketball Operations/General Manager Otis Smith.
<b>May 29, 2012</b>	Waive Von Wafer.
<b>June 20, 2012</b>	Name Rob Hennigan general manager.
<b>June 28, 2012</b>	Select Andrew Nicholson (St. Bonaventure) in the first round of the 2012 NBA Draft (19th overall); Select Kyle O'Quinn (Norfolk State) in the second round of the 2012 NBA Draft (49th overall).
<b>June 29, 2012</b>	Name Scott Perry vice president/assistant general manager and Matt Lloyd assistant general manager.
<b>July 3, 2012</b>	Sign Andrew Nicholson.

## ALL-TIME TRANSACTIONS

<b>July 11, 2012</b>	Acquire Gustavo Ayon from New Orleans in exchange for Ryan Anderson in a sign-and-trade deal.
<b>July 16, 2012</b>	Re-sign free agent Jameer Nelson.
<b>July 28, 2012</b>	Name Jacque Vaughn head coach.
<b>August 9, 2012</b>	Sign Kyle O'Quinn.
<b>August 10, 2012</b>	Acquire Arron Afflalo and Al Harrington from Denver, Maurice Harkless and Nikola Vucevic from Philadelphia, as well as Josh McRoberts and Christian Eyenga from the Los Angeles Lakers; In addition, the Magic also receive: a second round pick from Denver in 2013, a first round pick from either Denver or New York in 2014, a conditional first round pick from Philadelphia and a conditional second round pick from the L.A. Lakers in 2015, and a conditional first round pick from the L.A. Lakers in 2017; Orlando trades Dwight Howard, Chris Duhon and Earl Clark to the L.A. Lakers, and Jason Richardson to Philadelphia. As part of the deal, Philadelphia acquires Andrew Bynum, while Denver acquires Andre Iguodala.
<b>August 15, 2012</b>	Re-sign free agent Ish Smith.
<b>August 30, 2012</b>	Name James Borrego, Wes Unseld Jr. and Brett Gunning assistant coaches, Laron Profit and Luke Stuckey assistant coaches/player development and Gordon Chiesa special consultant to the head coach.
<b>September 6, 2012</b>	Sign free agent E'Twaun Moore.
<b>September 29, 2012</b>	Sign free agents Armon Johnson and DeQuan Jones.
<b>October 9, 2012</b>	Sign free agent Chris Johnson.
<b>October 23, 2012</b>	Waive Christian Eyenga and Armon Johnson.
<b>October 27, 2012</b>	Waive Justin Harper, Chris Johnson and Quentin Richardson; Exercise the third-year contract option on Nikola Vucevic.
<b>February 13, 2013</b>	NBA suspends Hedo Turkoglu for violation of the league's anti-drug policy.
<b>February 21, 2013</b>	Acquire Tobias Harris, Doron Lamb and Beno Udrih from Milwaukee in exchange for J.J. Redick, Gustavo Ayón and Ish Smith; acquire Hakim Warrick and cash considerations from Charlotte in exchange for Josh McRoberts.
<b>February 22, 2013</b>	Waive Hakim Warrick.
<b>June 27, 2013</b>	Select Victor Oladipo (Indiana) in the first round of the 2013 NBA Draft (second overall); Select Romero Osby (Oklahoma) in the second round of the 2013 NBA Draft (51st overall).
<b>July 7, 2013</b>	Sign Victor Oladipo.
<b>July 18, 2013</b>	Sign free agent Jason Maxiell.
<b>July 25, 2013</b>	Sign free agent Ronnie Price.
<b>August 2, 2013</b>	Waive Al Harrington.
<b>September 27, 2013</b>	Sign Romero Osby; sign free agents Mickell Gladness, Manny Harris, Solomon Jones and Kris Joseph.
<b>October 25, 2013</b>	Waive Mickell Gladness, Manny Harris, Kris Joseph and Romero Osby.

## ALL-TIME TRANSACTIONS

<b>October 26, 2013</b>	Exercise third-year team option on the contracts of Maurice Harkless and Andrew Nicholson, while also exercising fourth-year team option on the contracts of Tobias Harris and Nikola Vucevic.
<b>January 3, 2014</b>	Waive Hedo Turkoglu.
<b>January 4, 2014</b>	Waive Solomon Jones.
<b>February 21, 2014</b>	Mutually agree to contract buyout with Glen Davis.
<b>February 25, 2014</b>	Sign Dewayne Dedmon and Adonis Thomas to 10-day contracts.
<b>March 7, 2014</b>	Sign Dewayne Dedmon and Adonis Thomas to second 10-day contracts.
<b>March 17, 2014</b>	Sign Dewayne Dedmon for the remainder of the regular season.
<b>May 2, 2014</b>	Exercise fourth-year team option and extend the contracts of General Manager Rob Hennigan and Head Coach Jacque Vaughn.
<b>May 19, 2014</b>	The Orlando Magic and Erie BayHawks of the NBA Development League enter into a three-year single affiliation partnership beginning with the 2014-15 NBA D-League season.
<b>June 26, 2014</b>	Select Aaron Gordon (Arizona) in the first round of the 2014 NBA Draft (fourth overall); select Dario Saric (Croatia) in the first round of the 2014 NBA Draft (12th overall); acquire the draft rights to Elfrid Payton (Louisiana-Lafayette, 10th overall) from Philadelphia in exchange for the draft rights to Saric, a future first round draft pick and a future second round draft pick; acquire Evan Fournier and the draft rights to Devyn Marble (Iowa, 56th overall) in exchange for Arron Afflalo.
<b>June 30, 2014</b>	Waive Doron Lamb; waive Jameer Nelson; claim Willie Green off of waivers.
<b>July 2, 2014</b>	Sign Aaron Gordon and Elfrid Payton; waive Ronnie Price.
<b>July 4, 2014</b>	Waive Jason Maxiell.
<b>July 11, 2014</b>	Sign free agent Ben Gordon.
<b>July 14, 2014</b>	Sign free agent Channing Frye; acquire two second round draft picks (2015, 2016), cash considerations and Anthony Randolph from Chicago in exchange for the draft rights to Milovan Rakovic.
<b>July 15, 2014</b>	Waive Anthony Randolph.
<b>July 24, 2014</b>	Sign Devyn Marble.
<b>July 25, 2014</b>	Sign free agent Luke Ridnour.
<b>August 26, 2014</b>	Name Bill Peterson head coach of the Erie BayHawks.
<b>September 9, 2014</b>	Name Jay Hernandez assistant coach/player development.
<b>September 29, 2014</b>	Sign free agents Kadeem Batts, Drew Crawford, Seth Curry and Peyton Siva.
<b>October 24, 2014</b>	Sign Nikola Nikola Vucevic to a contract extension.
<b>October 25, 2014</b>	Waive Kadeem Batts, Drew Crawford, Seth Curry and Peyton Siva.
<b>October 26, 2014</b>	Exercise fourth-year team options on the contracts of Evan Fournier, Maurice Harkless and Andrew Nicholson, and the third-year team option on the contract of Victor Oladipo.

## ALL-TIME TRANSACTIONS

<b>December 26, 2014</b>	Assign Devyn Marble to Erie of the NBA Development League.
<b>January 2, 2015</b>	Recall Devyn Marble from Erie of the NBA Development League.
<b>February 2, 2015</b>	Assign Devyn Marble to Erie of the NBA Development League.
<b>February 5, 2015</b>	Relieve Jacque Vaughn of head coaching duties; Name James Borrego interim head coach.
<b>February 7, 2015</b>	Recall Devyn Marble from Erie of the NBA Development League.
<b>February 17, 2015</b>	Name Igor Kokoskov assistant coach; Assign Devyn Marble to Erie of the NBA Development League.
<b>February 21, 2015</b>	Recall Devyn Marble from Erie of the NBA Development League.
<b>April 30, 2015</b>	Extend the contract of General Manager Rob Hennigan through the 2017-18 season.
<b>May 29, 2015</b>	Name Scott Skiles head coach.
<b>June 24, 2015</b>	Acquire the draft rights to Janis Timma from Memphis in exchange for Luke Ridnour.
<b>June 25, 2015</b>	Select Mario Hezonja (Croatia) in the first round of the 2015 NBA Draft (fifth overall); select Tyler Harvey (Eastern Washington) in the second round of the 2015 NBA Draft (51st overall).
<b>June 26, 2015</b>	Name Adrian Griffin, Monte Mathis, Mario Elie and Conner Henry assistant coaches.
<b>June 29, 2015</b>	Waive Ben Gordon.
<b>July 9, 2015</b>	Sign free agent C.J. Watson; Acquire the option to swap second round draft picks in 2019 and cash considerations from New York in exchange for Kyle O'Quinn in a sign-and-trade deal.
<b>July 10, 2015</b>	Sign Mario Hezonja.
<b>July 14, 2015</b>	Re-sign Tobias Harris; Sign free agent Jason Smith; Acquire a conditional future second round draft pick from Portland in exchange for Maurice Harkless.
<b>July 27, 2015</b>	Acquire Shabazz Napier and cash considerations from Miami in exchange for a conditional 2016 second round draft pick.
<b>August 4, 2015</b>	Sign free agent Melvin Ejim.
<b>September 24, 2015</b>	Sign free agents Keith Appling, Nnanna Egwu, Jordan Sibert and Greg Stiemsma.

## MISCELLANEOUS

### Magic All-Time Month-By-Month Record

Year	Oct.	Nov.	Dec.	Jan.	Feb.	Mar.	Apr.	May	Total
1989-90	--	7-7	2-13	4-10	3-10	1-13	1-11	--	18-64
1990-91	--	3-12	4-11	4-10	8-3	7-8	5-7	--	31-51
1991-92	--	6-8	0-15	5-10	3-10	3-12	4-6	--	21-61
1992-93	--	8-3	5-8	5-8	8-6	7-9	8-7	--	41-41
1993-94	--	6-5	10-7	10-5	7-3	8-8	9-4	--	50-32
1994-95	--	10-2	13-4	12-2	8-5	10-5	4-7	--	57-25
1995-96	--	13-2	10-4	8-6	11-3	12-3	6-4	--	60-22
1996-97	--	8-4	2-12	11-4	9-5	10-6	5-6	--	45-37
1997-98	0-1	10-5	7-7	4-12	8-4	8-7	4-5	--	41-41
1998-99	--	--	--	--	10-4	12-6	10-7	1-0	33-17
1999-00	--	7-8	8-6	5-12	6-5	11-5	4-5	--	41-41
2000-01	1-0	4-11	9-5	7-7	9-3	9-7	4-6	--	43-39
2001-02	1-0	6-9	8-8	8-6	8-3	9-7	4-5	--	44-38
2002-03	2-0	8-7	8-8	6-9	5-6	10-5	3-5	--	42-40
2003-04	1-1	0-14	7-9	5-12	4-8	2-13	2-4	--	21-61
2004-05	--	8-5	7-7	9-8	4-7	6-10	2-9	--	36-46
2005-06	--	7-7	5-8	6-9	2-12	9-8	7-2	--	36-46
2006-07	--	12-4	6-10	6-8	4-9	6-8	6-3	--	40-42
2007-08	1-0	13-4	8-7	7-7	8-5	10-4	5-3	--	52-30
2008-09	0-2	13-2	12-3	10-3	8-6	12-2	4-5	--	59-23
2009-10	2-0	12-4	9-4	9-8	8-4	12-2	7-1	--	59-23
2010-11	1-1	12-3	8-8	10-6	7-4	9-6	5-2	--	52-30
2011-12	--	--	3-1	9-8	11-4	9-7	5-9	--	37-29
2012-13	--	5-10	7-9	2-12	2-11	3-13	1-7	--	20-62
2013-14	0-2	6-8	4-11	3-14	5-7	3-11	2-6	--	23-59
2014-15	0-2	7-10	6-10	2-13	4-6	3-11	3-5	--	25-57
<b>Totals</b>	<b>9-9</b>	<b>191-154</b>	<b>168-195</b>	<b>167-209</b>	<b>170-153</b>	<b>201-196</b>	<b>120-141</b>	<b>1-0</b>	<b>1,027-1,057</b>

### Magic All-Time Triple-Doubles

- 2014-15:** Elfrid Payton (15 pts., 10 rebs., 12 asts. @ Dallas, 3-18-15); Elfrid Payton (22 pts., 10 rebs., 10 asts. vs. Portland, 3-20-15)
- 2013-14:** Victor Oladipo (26 pts., 10 rebs., 10 asts. @ Philadelphia, 12-3-13)
- 2010-11:** Hedo Turkoglu (10 pts., 14 rebs., 10 asts. vs. Golden State, 1-3-11)
- 2008-09:** Dwight Howard (30 pts., 19 rebs., 10 blks. @ Oklahoma City, 11-12-08)
- 2007-08:** Hedo Turkoglu (13 pts., 13 asts., 12 rebs. vs. Dallas, 2-4-08); Hedo Turkoglu (23 pts., 13 asts., 10 rebs. vs. Atlanta, 3-10-08)
- 2005-06:** Steve Francis (22 pts., 10 rebs., 10 asts. vs. Philadelphia, 1-29-06)
- 2002-03:** Tracy McGrady (46 pts., 13 asts., 10 rebs. @ New Jersey, 2-23-03)
- 2001-02:** Tracy McGrady (22 pts., 11 rebs., 11 asts. vs. Philadelphia, 2-23-02)
- 1999-00:** Charles "Bo" Outlaw (10 pts., 14 rebs., 10 asts. vs. Boston, 3-28-00)
- 1997-98:** Charles "Bo" Outlaw (25 pts., 13 rebs., 10 asts. vs. New Jersey, 4-17-98)
- 1995-96:** Anthony Bowie (20 pts., 10 rebs., 10 asts. vs. Detroit, 3-19-96); Brian Shaw (11 pts., 10 rebs., 10 asts. vs. L.A. Clippers, 12-29-95)
- 1994-95:** Anfernee Hardaway (35 pts., 12 asts., 10 rebs. @ Milwaukee, 11-26-94)
- 1993-94:** Anfernee Hardaway (14 pts., 12 asts., 11 rebs. @ Boston 4-15-94); Shaquille O'Neal (24 pts., 28 rebs., 15 blks. @ New Jersey 11-20-93)
- 1992-93:** Scott Skiles (14 pts., 12 rebs., 12 asts. vs. Washington 11-12-92)
- 1991-92:** Nick Anderson (12 pts., 12 rebs., 10 asts. vs. Dallas 1-24-92)
- 1989-90:** Scott Skiles (23 pts., 17 asts., 12 rebs. @ New York 3-20-90); Sam Vincent (21 pts., 17 asts., 11 rebs. vs. Indiana 1-30-90)

## ALL-TIME AWARD WINNERS

### All-NBA Teams

- 2011-12 – Dwight Howard (First Team)
- 2010-11 – Dwight Howard (First Team)
- 2009-10 – Dwight Howard (First Team)
- 2008-09 – Dwight Howard (First Team)
- 2007-08 – Dwight Howard (First Team)
- 2006-07 – Dwight Howard (Third Team)
- 2003-04 – Tracy McGrady (Second Team)
- 2002-03 – Tracy McGrady (First Team)
- 2001-02 – Tracy McGrady (First Team)
- 2000-01 – Tracy McGrady (Second Team)
- 1996-97 – Anfernee Hardaway (Third Team)
- 1995-96 – Anfernee Hardaway (First Team), Shaquille O'Neal (Third Team)
- 1994-95 – Anfernee Hardaway (First Team), Shaquille O'Neal (Second Team)
- 1993-94 – Shaquille O'Neal (Third Team)

### NBA All-Rookie Teams

- 2014-15 – Elfrid Payton (First Team)
- 2013-14 – Victor Oladipo (First Team)
- 2004-05 – Dwight Howard (First Team), Jameer Nelson (Second Team)
- 2002-03 – Drew Gooden (First Team), Gordan Giricek (Second Team)
- 2000-01 – Mike Miller (First Team)
- 1999-00 – Chucky Atkins (Second Team)
- 1998-99 – Matt Harpring (First Team), Michael Doleac (Second Team)
- 1993-94 – Anfernee Hardaway (First Team)
- 1992-93 – Shaquille O'Neal (First Team)
- 1991-92 – Stanley Roberts (Second Team)
- 1990-91 – Dennis Scott (First Team)

### NBA All-Defensive Teams

- 2011-12 – Dwight Howard (First Team)
- 2010-11 – Dwight Howard (First Team)
- 2009-10 – Dwight Howard (First Team)
- 2008-09 – Dwight Howard (First Team)
- 2007-08 – Dwight Howard (Second Team)
- 1995-96 – Horace Grant (Second Team)
- 1994-95 – Horace Grant (Second Team)

### NBA Defensive Player-of-the-Year

- 2010-11 – Dwight Howard
- 2009-10 – Dwight Howard
- 2008-09 – Dwight Howard

### NBA Executive-of-the-Year

- 1999-00 – John Gabriel

### NBA Coach-of-the-Year

- 1999-00 – Glenn "Doc" Rivers

### NBA Rookie-of-the-Year

- 2000-01 – Mike Miller
- 1992-93 – Shaquille O'Neal

### NBA Sixth Man Award

- 1998-99 – Darrell Armstrong

### NBA Sportsmanship Award

- 2004-05 – Grant Hill

### NBA Most Improved Player

- 2011-12 – Ryan Anderson
- 2007-08 – Hedo Turkoglu
- 2000-01 – Tracy McGrady
- 1998-99 – Darrell Armstrong
- 1990-91 – Scott Skiles

### NBA All-Star Appearances

- 2012 – Dwight Howard
- 2011 – Dwight Howard
- 2010 – Dwight Howard, Stan Van Gundy (Head Coach), Brendan Malone (Asst. Coach), Patrick Ewing (Asst. Coach), Steve Clifford (Asst. Coach), Bob Beyer (Asst. Coach), Ahmad Ajami (Asst. Coach)
- 2009 – Dwight Howard, Rashard Lewis, Jameer Nelson (out with injury)
- 2008 – Dwight Howard
- 2007 – Dwight Howard
- 2005 – Grant Hill
- 2004 – Tracy McGrady
- 2003 – Tracy McGrady
- 2002 – Tracy McGrady
- 2001 – Tracy McGrady, Grant Hill (out with injury)
- 1998 – Anfernee Hardaway
- 1997 – Anfernee Hardaway
- 1996 – Anfernee Hardaway, Shaquille O'Neal
- 1995 – Anfernee Hardaway, Shaquille O'Neal, Brian Hill (Head Coach), Richie Adubato (Asst. Coach), Tree Rollins (Asst. Coach), Tom Sterner (Asst. Coach)
- 1994 – Shaquille O'Neal
- 1993 – Shaquille O'Neal

## ALL-TIME AWARD WINNERS

### Rookie Game

2015 – Victor Oladipo, Elfrid Payton  
 2014 – Victor Oladipo  
 2013 – Andrew Nicholson, Nikola Vucevic  
 2006 – Dwight Howard, Jameer Nelson (out w/injury)  
 2005 – Dwight Howard  
 2002 – Mike Miller  
 2001 – Mike Miller  
 1994 – Anfernee Hardaway (MVP)

### Other

2015 – Victor Oladipo (Slam Dunk Contest), Elfrid Payton (Skills Challenge)  
 2014 – Arron Afflalo (Long Distance Shootout), Victor Oladipo (Skills Challenge with Michael Carter-Williams)  
 2012 – Ryan Anderson (Long Distance Shootout), Jameer Nelson (Shooting Stars with Dennis Scott and Marie Ferdinand-Harris)  
 2009 – Dwight Howard (Slam Dunk Contest), Rashard Lewis (Long Distance Shootout)  
 2008 – Dwight Howard (Slam Dunk Contest— \*WINNER)  
 2007 – Dwight Howard (Slam Dunk Contest)  
 2003 – Pat Garrity (Long Distance Shootout)  
 2002 – Mike Miller (Long Distance Shootout)  
 2001 – Tracy McGrady (2ball with Nykesha Sales of Orlando Miracle), Pat Garrity (Long Distance Shootout)  
 1996 – Darrell Armstrong (Slam Dunk Contest), Dennis Scott (Long Distance Shootout)  
 1995 – Nick Anderson (Long Distance Shootout)  
 1992 – Nick Anderson (Slam Dunk Contest)  
 1991 – Dennis Scott (Long Distance Shootout), Otis Smith (Slam Dunk Contest)

### NBA Player of the Month

February, 2011 – Dwight Howard  
 October/November, 2010 – Dwight Howard  
 April 2008 – Hedo Turkoglu  
 December, 2007 – Dwight Howard  
 November, 2007 – Dwight Howard  
 November, 2006 – Dwight Howard  
 April, 2006 – Dwight Howard  
 March, 2003 – Tracy McGrady  
 November, 2002 – Tracy McGrady  
 February, 2002 – Tracy McGrady  
 February, 2001 – Tracy McGrady  
 November, 1995 – Anfernee Hardaway  
 March, 1995 – Shaquille O'Neal  
 November, 1994 – Shaquille O'Neal  
 December, 1993 – Shaquille O'Neal

### NBA Rookie of the Month

January, 2015 – Elfrid Payton  
 February, 2014 – Victor Oladipo  
 December, 2013 – Victor Oladipo  
 March, 2001 – Mike Miller (co-winner)  
 February, 2001 – Mike Miller  
 April, 1994 – Anfernee Hardaway  
 January, 1994 – Anfernee Hardaway  
 February, 1993 – Shaquille O'Neal  
 January, 1993 – Shaquille O'Neal  
 December, 1992 – Shaquille O'Neal  
 November, 1992 – Shaquille O'Neal  
 March, 1991 – Dennis Scott

### NBA Coach of the Month

April, 2010 – Stan Van Gundy  
 October/November, 2009 – Stan Van Gundy  
 January, 2009 – Stan Van Gundy  
 November, 2006 – Brian Hill  
 November, 2004 – Johnny Davis

## ALL-TIME AWARD WINNERS

### Eastern Conference Championship Teams

1994-95, 2008-09

### Division Championship Teams

2007-08, 2008-09, 2009-10 – Southeast Division  
 1994-95, 1995-96 – Atlantic Division

### USA Basketball Teams

2008 – Dwight Howard  
 1996 – Anfernee Hardaway, Shaquille O'Neal

### Rich & Helen DeVos Community Enrichment Award

2014-15 – Tobias Harris, Victor Oladipo  
 2013-14 – Tobias Harris  
 2012-13 – Jameer Nelson  
 2011-12 – Dwight Howard, J.J. Redick  
 2010-11 – Dwight Howard  
 2009-10 – Dwight Howard  
 2008-09 – Dwight Howard  
 2007-08 – Dwight Howard  
 2006-07 – Charles “Bo” Outlaw  
 2005-06 – Charles “Bo” Outlaw  
 2004-05 – Dwight Howard  
 2003-04 – Pat Garrity  
 2002-03 – Tracy McGrady  
 2001-02 – Monty Williams  
 2000-01 – Grant Hill  
 1999-00 – Darrell Armstrong  
 1998-99 – Charles “Bo” Outlaw  
 1997-98 – Darrell Armstrong  
 1996-97 – Anfernee Hardaway  
 1995-96 – Nick Anderson

### Commitment To The Past Honorees

2009-10 – Darrell Armstrong  
 2007-08 – Matt Guokas  
 2006-07 – Pat Williams, Jeff Turner  
 2005-06 – Nick Anderson, Dennis Scott, Scott Skiles

### NBA Player of the Week (week ending)

Nikola Vucevic 3-30-14  
 Dwight Howard 1-22-12  
 Dwight Howard 3-27-11  
 Dwight Howard 2-27-11  
 Dwight Howard 2-13-11  
 Dwight Howard 1-23-11  
 Dwight Howard 11-28-10  
 Dwight Howard 11-8-10  
 Dwight Howard 4-11-10  
 Dwight Howard 2-21-10  
 Dwight Howard 12-20-09  
 Dwight Howard 11-1-09  
 Dwight Howard 4-6-09  
 Dwight Howard 3-30-09  
 Dwight Howard 2-23-09  
 Jameer Nelson 1-19-09  
 Dwight Howard 1-12-09  
 Jameer Nelson 12-22-08  
 Hedo Turkoglu 2-3-08  
 Hedo Turkoglu 1-27-08  
 Dwight Howard 12-2-07  
 Dwight Howard 11-18-07  
 Dwight Howard 11-26-06  
 Grant Hill 11-21-04  
 Tracy McGrady 12-21-03  
 Tracy McGrady 4-13-03  
 Tracy McGrady 3-9-03  
 Tracy McGrady 2-23-03  
 Tracy McGrady 3-17-02  
 Darrell Armstrong 2-4-01  
 Darrell Armstrong 3-28-99  
 Nick Anderson 2-22-98  
 Dennis Scott 4-21-96  
 Shaquille O'Neal 3-3-96  
 Anfernee Hardaway 11-12-95  
 Shaquille O'Neal 3-5-95  
 Shaquille O'Neal 12-4-94  
 Anfernee Hardaway 11-27-94  
 Shaquille O'Neal 12-12-93  
 Nick Anderson 2-7-93  
 Shaquille O'Neal 11-15-92  
 Nick Anderson 1-26-92  
 Scott Skiles 4-21-91  
 Dennis Scott 3-10-91



# ALL-TIME DRAFT PICKS

## Magic All-Time Draft Selections

<i>Draft</i>	<i>Round Player (Overall Pick)</i>	<i>College</i>
<b>1989 Draft</b>	1 Nick Anderson (11) 2 Michael Ansley (37)	Illinois Alabama
<b>1990 Draft</b>	1 Dennis Scott (4)	Georgia Tech
<b>1991 Draft</b>	1 Brian Williams (10) 1 Stanley Roberts (23) 2 Chris Corchiani (36)	Arizona Louisiana State North Carolina State
<b>1992 Draft</b>	1 Shaquille O'Neal (1)	Louisiana State
<b>1993 Draft</b>	1* Chris Webber (1) 1 Geert Hammink (26)	Michigan Louisiana State
* Orlando traded rights to Webber to Golden State for rights to Anfernee Hardaway (Memphis State, 3rd overall pick) and first round picks in 1996, 1998 and 2000.		
<b>1994 Draft</b>	1 Brooks Thompson (27) 2 Rodney Dent (31)	Oklahoma State Kentucky
<b>1995 Draft</b>	1 David Vaughn (25)	Memphis
<b>1996 Draft</b>	1 Brian Evans (27) 2 Amal McCaskill (49)	Indiana Marquette
<b>1997 Draft</b>	1 Johnny Taylor (17)  2* Eric Washington (47)	Tennessee-Chattanooga Alabama
* Orlando traded rights to Washington and a 1999 second round selection to Denver for the rights to Jason Lawson (Villanova, 42nd pick).		
<b>1998 Draft</b>	1 Michael Doleac (12) 1 Keon Clark (13) 1 Matt Harpring (15) 2 Miles Simon (42)	Utah UNLV Georgia Tech Arizona
<b>1999 Draft</b>	2 Laron Profit (38)	Maryland
* Orlando acquired the rights to Corey Maggette (Duke, 13th pick overall) from Seattle, along with Dale Ellis, Don MacLean and Billy Owens in exchange for Horace Grant and two future second-round picks; Also acquired the rights to Louis Bullock (Michigan, 42nd overall) from Minnesota in exchange for future considerations.		
<b>2000 Draft</b>	1 Mike Miller (5) 1* Keyon Dooling (10) 1* Courtney Alexander (13)	Florida Missouri Fresno State
* Orlando acquired a future first round pick from the L.A. Clippers in exchange for the rights to the 10th overall pick in the 2000 NBA Draft (Dooling), Corey Maggette, Derek Strong and future considerations; Also obtained a future first round pick and future considerations from Dallas in exchange for the rights to the 13th overall pick in the 2000 NBA Draft (Alexander).		
<b>2001 Draft</b>	1 Steven Hunter (15) 1 Jeryl Sasser (22) 2* Omar Cook (32)	DePaul SMU St. John's
* Orlando traded the rights to Cook to Denver to fulfill a previous trade obligation; Also acquired the rights to Brendan Haywood (North Carolina, 20th overall) from Cleveland in exchange for Michael Doleac.		
<b>2002 Draft</b>	1* Curtis Borchardt (18)	Stanford
* Orlando acquired the rights to Ryan Humphrey (Notre Dame, 19th overall) and a 2002 second round pick (47th overall) from Utah in exchange for the rights to Borchardt; Also acquired the rights to Mario Kasun (Croatia, 41st overall) from the L.A. Clippers in exchange for future considerations (protection of first round pick owed by L.A. goes from 1-17 to 1-23 in 2003); Also acquired the draft rights to Rashard Griffith (1995 pick, 38th overall) from Milwaukee in exchange for the draft rights to Jamal Sampson (47th overall).		

# ALL-TIME DRAFT PICKS

<b>2003 Draft</b>	1 Reece Gaines (15) 2 Zaur "Zaza" Pachulia (42)	Louisville Turkey
* Orlando acquired the rights to Keith Bogans (Kentucky, 43rd overall) from Milwaukee in exchange for cash considerations.		
<b>2004 Draft</b>	1 Dwight Howard (1) 2 Anderson Varejao (30) 2* Antonio Burks (36)	SW Atl. Christian Academy Brazil Memphis
* Orlando traded the rights to Burks to Memphis in exchange for cash considerations; Also acquired the draft rights to Jameer Nelson (St. Joseph's, 20th overall) from Denver in exchange for a future first round pick.		
<b>2005 Draft</b>	1 Fran Vazquez (11) 2 Travis Diener (38) 2* Martynas Andriuskevicius (44)	Spain Marquette Lithuania
* Orlando traded the rights to Andriuskevicius to Cleveland in exchange for a 2006 second round draft pick and cash considerations; Also acquired the draft rights to Marcin Gortat (57th overall) from Phoenix in exchange for cash considerations.		
<b>2006 Draft</b>	1 J.J. Redick (11) 2 James Augustine (41) 2* Lior Eliyahu (44)	Duke Illinois Israel
* Orlando traded the rights to Eliyahu to Houston in exchange for cash considerations.		
<b>2007 Draft</b>	2* Reyshawn Terry (44)	North Carolina
* Orlando traded the rights to Terry to Dallas in exchange for the draft rights to Milovan Rakovic (60th overall) and cash considerations; Also traded the 54th selection overall to Houston in exchange for cash considerations.		
<b>2008 Draft</b>	1 Courtney Lee (22)	Western Kentucky
<b>2010 Draft</b>	1 Daniel Orton (29) 2 Stanley Robinson (59)	Kentucky Connecticut
<b>2011 Draft</b>	2 DeAndre Liggins (53)	Kentucky
* Orlando acquired the rights to Justin Harper (Richmond, 32nd overall) from Cleveland in exchange for two future second round draft picks.		
<b>2012 Draft</b>	1 Andrew Nicholson (19) 2 Kyle O'Quinn (49)	St. Bonaventure Norfolk State
<b>2013 Draft</b>	1 Victor Oladipo (2) 2 Romero Osby (51)	Indiana Oklahoma
<b>2014 Draft</b>	1 Aaron Gordon (4) 1* Dario Saric (12)	Arizona Croatia
* Orlando traded the rights to Saric, along with a future first round draft pick and a future second round draft pick to Philadelphia in exchange for the draft rights to Elfrid Payton (Louisiana-Lafayette, 10th overall); Also acquired the draft rights to Roy Devyn Marble (56th overall) from Denver along with Evan Fournier in exchange for Arron Afflalo.		
<b>2015 Draft</b>	1 Mario Hezonja (5) 2 Tyler Harvey (51)	Croatia Eastern Washington

## CAREER LEADERS

### Games Played

Nick Anderson	692	(10)
Jameer Nelson	651	(10)
Dwight Howard	621	(8)
Pat Garrity	513	(9)
Darrell Armstrong	502	(9)
Hedo Turkoglu	497	(8)
Dennis Scott	446	(7)
Horace Grant	411	(7)
Jeff Turner	411	(7)
J.J. Redick	396	(7)

### Field Goals Made

Nick Anderson	4,075	(10)
Dwight Howard	4,034	(8)
Shaquille O'Neal	3,208	(4)
Jameer Nelson	3,109	(10)
Tracy McGrady	2,985	(4)
Anfernee Hardaway	2,542	(6)
Hedo Turkoglu	2,510	(8)
Dennis Scott	2,421	(7)
Darrell Armstrong	2,044	(9)
Horace Grant	1,974	(7)

### Free Throws Made

Dwight Howard	3,366	(8)
Tracy McGrady	1,819	(4)
Shaquille O'Neal	1,602	(4)
Nick Anderson	1,600	(10)
Anfernee Hardaway	1,568	(6)
Hedo Turkoglu	1,402	(8)
Scott Skiles	1,176	(5)
Darrell Armstrong	1,156	(9)
Jameer Nelson	1,092	(10)
Donald Royal	872	(6)

### Steals

Nick Anderson	1,004	(10)
Darrell Armstrong	830	(9)
Anfernee Hardaway	718	(6)
Dwight Howard	626	(8)
Jameer Nelson	619	(10)
Tracy McGrady	452	(4)
Dennis Scott	429	(7)
Horace Grant	426	(7)
Hedo Turkoglu	425	(8)
Bo Outlaw	401	(7)

### Minutes

Dwight Howard	22,471	(8)
Nick Anderson	22,440	(10)
Jameer Nelson	19,038	(10)
Hedo Turkoglu	16,234	(8)
Darrell Armstrong	14,234	(9)
Horace Grant	14,233	(7)
Anfernee Hardaway	13,721	(6)
Dennis Scott	13,692	(7)
Scott Skiles	11,940	(5)
Tracy McGrady	11,628	(4)

### Field Goals Attempted

Nick Anderson	8,976	(10)
Jameer Nelson	7,033	(10)
Dwight Howard	6,988	(8)
Tracy McGrady	6,689	(4)
Hedo Turkoglu	5,812	(8)
Dennis Scott	5,737	(7)
Shaquille O'Neal	5,522	(4)
Anfernee Hardaway	5,380	(6)
Darrell Armstrong	4,878	(9)
Horace Grant	3,932	(7)

### Free Throws Attempted

Dwight Howard	5,727	(8)
Shaquille O'Neal	2,936	(4)
Nick Anderson	2,376	(10)
Tracy McGrady	2,368	(4)
Anfernee Hardaway	2,047	(6)
Hedo Turkoglu	1,741	(8)
Jameer Nelson	1,337	(10)
Scott Skiles	1,319	(5)
Darrell Armstrong	1,302	(9)
Donald Royal	1,130	(6)

### Blocked Shots

Dwight Howard	1,344	(8)
Shaquille O'Neal	824	(4)
Bo Outlaw	536	(7)
Horace Grant	415	(7)
Nick Anderson	338	(10)
Tracy McGrady	292	(4)
Tony Battie	205	(5)
Darko Milicic	202	(2)
Anfernee Hardaway	191	(6)
Nikola Vucevic	180	(3)

### Points

Dwight Howard	11,435	(8)
Nick Anderson	10,650	(10)
Tracy McGrady	8,298	(4)
Jameer Nelson	8,184	(10)
Shaquille O'Neal	8,019	(4)
Hedo Turkoglu	7,198	(8)
Anfernee Hardaway	7,018	(6)
Dennis Scott	6,603	(7)
Darrell Armstrong	5,898	(9)
Scott Skiles	4,966	(5)

### 3-Point Field Goals Made

Dennis Scott	981	(7)
Nick Anderson	900	(10)
Jameer Nelson	874	(10)
Hedo Turkoglu	794	(8)
Rashard Lewis	658	(4)
Darrell Armstrong	654	(9)
Pat Garrity	624	(9)
J.J. Redick	549	(7)
Tracy McGrady	509	(4)
Scott Skiles	384	(5)

### Rebounds

Dwight Howard	8,072	(8)
Shaquille O'Neal	3,691	(4)
Nick Anderson	3,667	(10)
Horace Grant	3,353	(7)
Nikola Vucevic	2,353	(3)
Hedo Turkoglu	2,221	(8)
Bo Outlaw	2,160	(7)
Tracy McGrady	2,066	(4)
Jameer Nelson	2,038	(10)
Anfernee Hardaway	1,752	(6)

### Personal Fouls

Dwight Howard	2,002	(8)
Jameer Nelson	1,681	(10)
Hedo Turkoglu	1,377	(8)
Nick Anderson	1,354	(10)
Pat Garrity	1,212	(9)
Jeff Turner	1,190	(7)
Shaquille O'Neal	1,053	(4)
Dennis Scott	970	(7)
Darrell Armstrong	932	(9)
Scott Skiles	921	(5)

### Average Points Per Game

Tracy McGrady	28.1	(3)
Shaquille O'Neal	27.2	(4)
Steve Francis	19.4	(2)
Anfernee Hardaway	19.0	(6)
Reggie Theus	18.9	(1)
Dwight Howard	18.4	(8)
Arron Afflalo	17.4	(2)
Juwan Howard	17.0	(1)
Vince Carter	16.3	(2)
Rashard Lewis	16.3	(4)

### 3-Point Field Goals Attempted

Nick Anderson	2,480	(10)
Dennis Scott	2,432	(7)
Jameer Nelson	2,335	(10)
Hedo Turkoglu	2,095	(8)
Darrell Armstrong	1,892	(9)
Rashard Lewis	1,650	(4)
Pat Garrity	1,569	(9)
Tracy McGrady	1,410	(4)
J.J. Redick	1,381	(7)
Anfernee Hardaway	1,176	(6)

### Assists

Jameer Nelson	3,501	(10)
Scott Skiles	2,776	(5)
Darrell Armstrong	2,555	(9)
Anfernee Hardaway	2,343	(6)
Nick Anderson	1,937	(10)
Hedo Turkoglu	1,927	(8)
Tracy McGrady	1,533	(4)
Brian Shaw	1,061	(3)
Dennis Scott	1,034	(7)
Dwight Howard	935	(8)

## CAREER LEADERS





## MAGICAL MOMENTS



**10,000!** On December 22, 1988, the 10,000th season ticket was sold, ending the Magic's commitment to the NBA of guaranteeing 10,000 season ticketholders by January 1, 1989. Pat Williams (above) makes the announcement of Orlando meeting its season ticket goal.

**A MODERN DAY P.T. BARNUM,** Pat Williams turned a dream into the Orlando Magic more than 25 years ago.

"I had been working in conjunction with Jimmy Hewitt on this idea of trying to bring a basketball team to Orlando," said Williams. "He had put everything in place with ownership, an arena, the backing of the city. He called one night, late April 1986, and I remember taking the phone call in my kitchen. Jimmy, in his unmistakable southern drawl, said, 'Bubba, we've gone about as far as we can go down here. If you come down here and spearhead it we'll go forward... If you don't, we'll pull the plug'."

Williams could feel the urgency. He knew it was decision time.

"We (Philadelphia 76ers) were getting ready for the lottery in which we had a pick and we were getting ready for the playoffs. We ended up winning the lottery and had a good playoff run which made things more confusing.

"But I knew deep within that the adventure and risk involved in trying to start up a team was really something that I had to pursue. There was a restlessness in my spirit. I needed a new adventure."

Williams took the leap of faith and resigned his position as General Manager of the Philadelphia 76ers.

More than 25 magical years later, Williams has certainly lived an incredible adventure.

## MAGICAL MOMENTS

### SEPTEMBER 24, 1986

Curly Neal, former Harlem Globetrotter, places a deposit for the 7,000th season ticket order and is named as the Magic's honorary ticket drive chairman.

### OCTOBER 3, 1986

New York Mets Manager Davey Johnson places a deposit for four season tickets, placing total orders over the 10,000 mark.

### OCTOBER 20, 1986

Williams and the Orlando group make a presentation to the NBA Board of Governors requesting that a franchise be granted to Orlando. At the meeting, 14,176 deposits for season tickets were presented to the board. The number marked the highest season ticket base among the seven cities which were being considered for NBA franchises.

### JANUARY 5, 1987

Ground is broken for the Orlando Arena.

### JANUARY 12, 1987

Williams and Hewitt meet with NBA expansion committee officials in New York to discuss the possibilities of bringing an NBA team to Orlando. At the meeting, Williams presents NBA Commissioner David Stern with a jar of dirt from the groundbreaking ceremony and a ceremonial arena seat used in the celebration.

### FEBRUARY 12, 1987

William duPont III becomes general partner of Orlando Magic, Ltd., thus paving the way for stronger financial backing of the proposed NBA Magic franchise.

### MARCH 2, 1987

The NBA expansion committee consisting of Richard Bloch, owner of the Phoenix Suns; Alan Cohen, owner of the Boston Celtics; and Charlie Thomas, owner of the Houston Rockets tours Orlando.

### APRIL 22, 1987

The NBA Board of Governors grants an expansion franchise to Orlando and announces that the team will begin play in the 1989-90 season.

### SEPTEMBER, 1985

Jim Hewitt, an Orlando businessman, approaches Philadelphia 76ers general manager Pat Williams about joining with him to attempt to bring an NBA franchise to Orlando.

### JUNE 19, 1986

Williams joins Hewitt in his endeavor and the first season ticket deposit of \$100 is accepted for the yet-to-be-named NBA franchise.

### JULY 2, 1986

Williams, Hewitt and Orlando Mayor Bill Frederick present a check for \$100,000 and a set of Mickey Mouse ears to NBA Commissioner David Stern, officially entering the race to bring an NBA franchise to Orlando.

### JULY 27, 1986

Williams announces that the Orlando franchise in the NBA would be named the Magic. The name is chosen from 4,296 entries submitted in a contest held by the *Orlando Sentinel*.

### AUGUST 21, 1986

A group of 32 investors is formed to finance the purchase of an NBA franchise in Orlando. The group, headed by Jim Hewitt, includes William duPont III, real estate developer; Don Dizney, managing general partner of the Orlando Renegades of the USFL; Robert Fraley, attorney and sports agent; and Jim and Steve Caruso, owners of Southern Fruit Citrus.

### AUGUST 22, 1986

Norm Sonju, general manager of the Dallas Mavericks and Jerry West, general manager of the Los Angeles Lakers visit Orlando to speak at a gathering of business leaders about the value of an NBA team to Orlando.

### SEPTEMBER 2, 1986

Season ticket orders for the Magic exceed the 5,000 mark as 5,100 deposits are on record by the close of business.

### SEPTEMBER 9, 1986

Season ticket deposits exceed the 6,000 mark as 6,004 orders are on record by the close of business.

## MAGICAL MOMENTS

### MAY 29, 1987

Marlin Ferrell becomes the first full-time employee of the Orlando Magic. Ferrell, employed for the previous five years by the greater Orlando Chamber of Commerce, will serve as assistant to Pat Williams and Magic office manager.

### JUNE 2, 1987

John Gabriel, assistant coach and scout for the Philadelphia 76ers, is hired as the team's first coaching staff member.

### JUNE 18, 1987

Orlando becomes the first expansion team to unveil its team logo and colors – Electric Blue, Quick Silver and Magic Black.

### JUNE 1, 1988

Matt Guokas, former head coach of the Philadelphia 76ers, is named the first head coach of the Orlando Magic.

### AUGUST 23, 1988

Sunshine Network is named as the cable television network of the Orlando Magic.

### OCTOBER 19, 1988

15 women are chosen from among 150 applicants to form the first professional dance team of the Magic. The group is named "The Magic Girls."



**FIRST COACH:** On June 1, 1988, Matt Guokas, the former head coach of the Philadelphia 76ers, was named the first head coach of the Orlando Magic.

### OCTOBER 21, 1988

The Magic unveil their game uniforms at a luncheon/fashion show at the Omni Hotel. The home uniform is white with a black pinstripe and black and blue trim. On the road, the Magic will wear a black uniform with white pinstripe and blue and white trim.

### OCTOBER 31, 1988

Stuff, the Magic Dragon, the official mascot of the Orlando Magic, is unveiled at a birthday ceremony at Church Street Station in downtown Orlando. Stuff will represent the Magic at all home games as well as civic and social events throughout Central Florida.

### DECEMBER 22, 1988

The 10,000th season ticket is sold and fully committed, ending the Magic's commitment to the NBA of guaranteeing 10,000 season ticketholders by January 1, 1989. Curly Neal is hired in a full-time capacity as director of special projects.

### JANUARY 20, 1989

David Steele, long-time radio voice of the Florida Gators, is hired as the radio voice of the Magic.

### MAY 1, 1989

Paul Porter, former NBA All-Star Game announcer and former public address announcer for the Cleveland Cavaliers, is hired as public address announcer for the club.

### MAY 9, 1989

The first exhibition schedule in the club's history is announced. Highlights of the schedule include eight games in six cities throughout the state of Florida.

### JUNE 12, 1989

The Magic win the coin toss determining the draft order in both the expansion and college drafts. Magic head coach Matt Guokas selects to pick first in the expansion draft ahead of Minnesota, and the Timberwolves therefore will select 10th in the college draft and second in the expansion draft. The toss is held at the Los Angeles Airport Marriott.

### JUNE 15, 1989

The Magic select 12 players in the 1989 NBA Expansion Draft via conference call with the league office and Minnesota Timberwolves. The Magic selected 6-9 forward, Sidney Green (New York); 6-7 guard, Reggie Theus (Atlanta); 6-8 forward, Terry Catledge (Washington); 6-2 guard, Sam Vincent (Chicago); 6-5 guard/forward, Otis Smith (Golden State); 6-1 guard, Scott Skiles (Indiana); 6-8 guard/forward, Jerry Reynolds (Seattle); 6-11 forward/center, Mark Acres (Boston); 6-4 guard, Morlon Wiley (Dallas); 6-4 guard, Jim Farmer (Utah); 6-10 forward/center Keith Lee (New Jersey) and 6-3 guard, Frank Johnson (Houston).

### JUNE 27, 1989

The Magic select 6-6 forward, Nick Anderson from the University of Illinois, as their first ever NBA college draft selection. Anderson is selected 11th overall in the first round of the draft in New York. In the second round, the Magic select 6-7 forward, Michael Ansley from the University of Alabama. Ansley is the 37th pick overall in the draft. The Magic also acquire 6-11 center, Dave Corzine from the Chicago Bulls in a draft night trade that sends the Magic second-round picks in 1990 and 1992 to the Bulls.

### JULY 7, 1989

Groundbreaking ceremonies are held for the Magic practice facility located across the parking lot from the Orlando Arena. The building, an existing facility for city recreational use, will take on \$325,000 in renovations which include a new basketball floor, new lighting, and an addition onto the building which will contain a Magic locker room and administrative offices.

### JULY 10, 1989

Chip Caray, son of Atlanta Hawks broadcaster Skip Caray and grandson of longtime Chicago Cubs broadcaster Harry Caray, is hired as the television voice of the Magic. Caray will assume the play-by-play duties for all Magic Television broadcasts.

## MAGICAL MOMENTS

### JULY 20, 1989

The inaugural regular season schedule is announced for the 1989-90 season. The Magic will open their first season at home on November 4th, against the New Jersey Nets with NBA Commissioner David Stern in attendance.

### JULY 21-29, 1989

The 1989 Magic rookie and free agent camp at the University of Central Florida culminates with a four-game sweep of the NBA South Summer League. The Magic defeated the Charlotte Hornets, Atlanta Hawks, and Miami Heat twice, once on a network affiliate live broadcast. The broadcast was the first-ever NBA summer league game televised by a network affiliate in prime time.

### OCTOBER 2, 1989

Magic players gather for the opening of the 1989 training camp held at the Magic practice facility in the City of Orlando recreational complex.

### OCTOBER 13, 1989

The world champion Detroit Pistons are the first opponents of the Magic in the Orlando Arena as both teams open their 1989 exhibition schedule.

### NOVEMBER 3, 1989

The Magic host a charitable black-tie gala at Universal Studios to benefit the Orlando Magic Youth Foundation. The Black Tie and Tennies event becomes an annual affair.




**HERE COME THE MAGIC:** The Orlando Magic were officially welcomed with a downtown parade on Nov. 3, 1989. Following the parade, team members were introduced. Orlando hosted the New Jersey Nets on Nov. 4, 1989, for the team's first-ever regular season game. Pat Williams and Matt Guokas lead the parade, while Williams introduces the Magic.

## MAGICAL MOMENTS



**WE ARE FAMILY:** The DeVos family purchased the Orlando Magic in September of 1991. At that time, family head Rich DeVos made it clear that the real owners of the NBA franchise would continue to be the Central Florida community and the loyal Magic fans. Owner Rich DeVos (left) with Darrell Armstrong (right).



**RECORD BREAKER:** On December 30, 1990, Scott Skiles set the NBA record for assists in a game with 30 vs. Denver.

### NOVEMBER 4, 1989

The Magic open their inaugural season at home against the New Jersey Nets. The opening is highlighted by a Hollywood pre-game show and the debut of the official Magic song. Celebrities from the stage, screen, professional sports, and government are in attendance for the extravaganza.



**OPENING TIP:** First regular season game, November 4, 1989, vs. New Jersey at the Orlando Arena.

### SEPTEMBER 19, 1991

The DeVos family purchases the Orlando Magic.

### MAY 23, 1993

Having just one of 66 ping pong balls in the cylinder, Orlando's number comes up to give the Magic the first selection in the 1993 NBA Draft. Then-general manager Pat Williams represented the Magic at the May 23, 1993 draft lottery proceedings. The Magic had received the No. 1 pick by virtue of winning the lottery the prior year and selected Shaquille O'Neal.

### JUNE 30, 1993

Brian Hill is named head coach after Matt Guokas moves to the front office position of vice president of basketball development. Orlando also selects Chris Webber as the No. 1 pick in the NBA Draft and then trades him to Golden State for Anfernee Hardaway (third pick overall) and three future first round selections.

### APRIL 8, 1994

Orlando clinches its first-ever playoff berth with a 117-103 win over Detroit.

## MAGICAL MOMENTS



**CONFERENCE FINALS:** In just the franchise's sixth year of existence, Orlando advanced to The NBA Finals. The Magic became the second-fastest team to advance to the NBA Championship Series in league history. Orlando defeated Boston, Chicago and Indiana en route to its championship meeting with Houston. (Above) Orlando celebrates its Game 7 victory over Indiana in the Eastern Conference Finals to advance to The 1995 NBA Finals by hoisting head coach Brian Hill to the heavens.

### APRIL 17, 1995

With a 111-110 victory over Washington, Orlando clinches its first Atlantic Division championship.

### JUNE 4, 1995

Orlando defeats Indiana 105-81 in Game 7 of the Eastern Conference Finals to earn a trip to the NBA Finals. Orlando becomes the second fastest team (six years) to advance to the Finals in league history (Milwaukee advanced to the NBA Finals in 1970-71, its third year).

### JULY 12, 1995

The Magic and Florida Hospital unveil plans for a \$50 million sportsplex, including a state-of-the-art sports medicine and rehabilitation facility, a world-class health club, a sports-themed restaurant, retail shops, practice and training facilities for the Magic, as well as office space for Florida Hospital and the Magic.

### NOVEMBER 6, 1995

Magic community relations manager Otis Smith, a former Magic player, accepts the World Hall of Fame's Pro Team Community Award. Orlando is the first sports team to receive the award.

### FEBRUARY 5, 1996

RDV Sports unveils plans for Magic Carpet Aviation, Inc. Ground is broken on a 24,000-square-foot hangar, housing the corporate offices of Magic Carpet Aviation, Inc. and the team's Boeing 737 plane.



**RECORD BREAKER:** On April 18, 1996, Dennis Scott (left) set the NBA record for three-pointers in a game with 11 vs. Atlanta.

### MARCH 18, 1996

Magic forward Jeff Turner retires from basketball and is named color analyst for the Magic Radio Network. Turner's retirement leaves Nick Anderson as the sole member of Orlando's 1989 inaugural team to remain on the active roster.

### APRIL 22, 1996

NBA Commissioner David Stern announces that the Orlando Magic and New Jersey Nets will meet at the Tokyo Dome on November 7 and 9, 1996 to compete in the NBA Japan Games.

## MAGICAL MOMENTS

### APRIL 29, 1996

Orlando Magic president Bob Vander Weide names John Gabriel as the team's new general manager. Pat Williams is promoted to senior executive vice president.

### MAY 6, 1996

Ground is broken on the RDV Sportsplex, a state-of-the-art family-oriented complex which will link Central Florida's business, educational, medical and athletic resources. Situated on 21-acres in the Maitland Summitt area of unincorporated Orange County in Florida, the 365,000-square-foot RDV Sportsplex will feature a sports medicine and rehabilitation facility, a world-class health club, a restaurant, retail shops, practice and training facilities for the Magic, as well as corporate offices for Florida Hospital and the Magic. Completion of the RDV Sports/Florida Hospital project is scheduled for early in 1998.

### NOVEMBER 7-8, 1996

Orlando defeats New Jersey in two regular season games in the NBA Japan Games. More than 77,000 fans pack the Tokyo Dome for the event. It is just the fourth time the league has staged regular season games in Japan and the first time Orlando has played a regular season game abroad.

### JANUARY 9, 1997

The Orlando Magic team plane takes off from its new hangar for the first time. The new hub of Magic Carpet Aviation is 24,000 square feet and houses the team plane - RDV Sports' Boeing 737. In addition, the facility has 13,000-square-feet of office, maintenance and storage space.

### APRIL 23, 1997

The last piece of steel is placed and the RDV Sportsplex is "topped off." Hundreds of construction workers join RDV Sports COO Bob Vander Weide and Florida Hospital president Tom Werner for the festivities. The 365,000-square-foot RDV Sportsplex, the only facility of its kind in the country blending professional sports and medicine, will open in February 1998.

### JUNE 3, 1997

Hall of Famer Chuck Daly, who directed the Detroit Pistons to back-to-back NBA World Championships (1989, 1990) and guided the original U.S. Olympic Dream Team to a gold medal in 1992, is named Orlando's head coach.

### JULY 24, 1997

Tim Walsh, a 13-year veteran of the New York Knicks, is named head athletic trainer of the Magic. Walsh replaces Lenny Currier, who was named the Philadelphia 76ers trainer back on May 8. Currier is the only person to witness every Magic game, home or away, for the club's first eight years of existence.

### FEBRUARY 21, 1998

The Magic hold their first-ever practice at the RDV Sportsplex (which opened for public use Feb. 9), as the squad prepares for the L.A. Lakers the next day. In the contest (Feb. 22), Nick Anderson scores 30 points and hits a game-winning three-pointer with 7.1 seconds left to lift Orlando over Shaquille O'Neal and the Lakers, 96-94.

### APRIL 17, 1998

Orlando closes its ninth season at home with a 121-109 victory over New Jersey. The contest marks the final telecast of nine-year Magic broadcaster Chip Caray, who will follow in his grandfather Harry Caray's legacy as broadcaster for the Chicago Cubs. Orlando announced on March 20, 1998 that radio play-by-play man David Steele will replace Caray on television broadcasts, while Dennis Neumann will take over for Steele on radio.

### MAY 24, 1999

Head Coach Chuck Daly announces his retirement and will remain as a consultant to General Manager John Gabriel.

### JUNE 7, 1999

Name Glenn "Doc" Rivers head coach. Rivers becomes the fifth coach in the history of the franchise.

## MAGICAL MOMENTS

### MAGIC FIRSTS

---

First Regular Season Game: Nov. 4, 1989, vs. New Jersey (New Jersey 111, Orlando 106)

First Magic Starting Line-up: F) Jerry Reynolds, F) Terry Catledge, C) Dave Corzine, G) Reggie Theus, G) Sam Vincent

Opening Tip: Lost to New Jersey (Dave Corzine vs. Joe Barry Carroll)

First Magic Score: Terry Catledge 10-foot jumper at 11:20 in the first quarter

First Field Goal Attempt: Dave Corzine

First Free Throw Attempt: Jerry Reynolds (7:28 of first quarter, missed)

First Free Throw Made: Jerry Reynolds (7:28 of first quarter, hit second of two)

First Assist: Reggie Theus (9:26 of first quarter to Terry Catledge)

First Three-Point Field Goal: Reggie Theus (4:13 of third quarter)

First Rebound: Terry Catledge (offensive rebound off Dave Corzine miss)

First Substitution: Otis Smith and Mark Acres (first quarter)

First Dunk: Otis Smith (12.4 seconds left in the first quarter)

First Turnover: Terry Catledge (travel at 8:33 in first quarter)

First Blocked Shot: Sam Vincent

First Quarter Score: Orlando 23, New Jersey 23

First Half Score: New Jersey 54, Orlando 53

First Third Quarter Score: New Jersey 87, Orlando 84

First Double-Double: Terry Catledge (25 pts., 16 rebs.)

First Exhibition Game/Win: Oct. 13, 1989, vs. Detroit (Orlando 118, Detroit 109)

First Regular Season Win: Nov. 6, 1989, vs. New York (Orlando 118, New York 110)

First Road Win/Overtime Game: Nov. 8, 1989, at Cleveland (Orlando 117, Cleveland 110)

### MAGIC PLAYOFF GAME FIRSTS

---

First Playoff Game: Apr. 28, 1994, vs. Indiana (Indiana 89, Orlando 88)

First Score: Dennis Scott (11:40 of first quarter)

First Rebound: Shaquille O'Neal (10:15 of first quarter)

First Assist: Nick Anderson to Dennis Scott (11:40 of first quarter)

First Steal: Dennis Scott off Dale Davis loose ball (8:41 of first quarter)

First Turnover: Anfernee Hardaway (11:04 of first quarter)

First Dunk: Shaquille O'Neal from Larry Krystkowiak (7:29 of first quarter)

First Blocked Shot: Dennis Scott (10:26 of first quarter)

First Playoff Win: Apr. 28, 1995, vs. Boston (Orlando 124, Boston 77)



## MAGICAL MOMENTS

### AUGUST 3, 1999

Obtain guard Tariq Abdul-Wahad, along with a future first round draft selection, from Sacramento in exchange for Nick Anderson. Anderson was the last remaining player from the Magic's inaugural season squad in 1989-90.

### AUGUST 27, 1999

Obtain Lee Mayberry, Makhtar Ndiaye, Rodrick Rhodes and Michael Smith from Vancouver, send Don McLean and a future first-round draft pick to Houston and a future second-round draft pick to Vancouver as part of a three-team, 11-player trade, which at that time was the most players involved in a deal in NBA history.

### JANUARY 2, 2000

At the debut of Miami's AmericanAirlines Arena, center John Amaechi scores the first NBA points of the new millennium.

### APRIL 26, 2000

Doc Rivers is named the 1999-2000 NBA Coach of the Year. He becomes only the fifth coach in league history to capture the award after his first season.

### MAY 14, 2000

John Gabriel is named the 1999-2000 NBA Executive of the Year. He was selected by a vote of NBA executives conducted by The Sporting News.

### AUGUST 3, 2000

After renouncing the rights to six players and completing two sign-and-trade deals, the Magic add to of the most coveted free agents available during the summer of 2000 - five-time NBA All-Star Grant Hill and emerging superstar Tracy McGrady.

### APRIL 11, 2003

The Orlando Magic come back from a 15-point, first half deficit to defeat Indiana, 98-86, at Conseco Fieldhouse to clinch its eighth playoff berth in the last 10 years, and its 11th straight season with a .500 or better record - tied for the third-longest active .500+ streak in the NBA.

### MAY 6, 2003

Tracy McGrady is named to the All-NBA First Team for the second consecutive year. He led the NBA in scoring with a career-high 32.1 ppg, while also setting the Magic single-season point mark with 2,407 points (eclipsing Shaquille O'Neal's 2,377 points in 1993-94). In addition, McGrady became the sixth player in NBA history to average at least 30 points, six rebounds and five assists in a season.



**COMMUNITY SPIRIT:** While constantly striving to be the professional model of the twenty-first century, the Orlando Magic takes great pride in its continuing involvement in Central Florida. Says Cheri DeVos, chairperson of the Orlando Magic Youth Foundation (OMYF), "We have a responsibility to this community, both as a team and as a business, to help make this a better place to live. We believe the best way for us to enrich our community is to reach out to the young people we can impact the most." OMYF has raised more than \$1 million each of the last five years for underprivileged children organizations. The Orlando Magic was the first sports team to receive the World Hall of Fame's Pro Team Community Award in May 1995. Bo Outlaw is a three-time winner of the Rich and Helen DeVos Community Enrichment Award (1998-99, 2005-06, 2006-07).

## MAGICAL MOMENTS



**NUMBER ONE:** Dwight Howard is greeted by NBA Commissioner David Stern after the Orlando Magic selected him as the first overall pick in the 2004 NBA Draft.

### JULY 28, 2003

In a press conference at City Hall and in anticipation of its 15th Anniversary season, Orlando unveils its new uniform (1989 black pinstripes, 1998 Jhane-Barnes-designed star uniform). The new design is a simple, timeless, classic, while the away jersey is adorned with 'Orlando' - a changed designed to reinforce the team's commitment to its hometown.

### MARCH 10, 2004

Tracy McGrady scores 62 points vs. Washington, setting a new franchise record for most points in a game. McGrady went 20-of-37 from the floor, 5-of-14 from three-point range and 17-of-26 from the free throw line. He becomes only the 11th player in NBA history to score 62 points or more in a single game.

### MAY 26, 2004

The ping pong balls bounce the right way, as the Orlando Magic win the NBA Draft Lottery at the proceedings in Secaucus, N.J. Pat Williams, Orlando's senior vice president and lucky charm, wins the lottery for the third time in history as the team representative. The Magic had 250 chances out of 1,000 to come away with the top pick.



**KISS FOR LUCK:** The Magic win the 2004 NBA Draft Lottery at the proceedings in Secaucus, N.J. Pat Williams, Orlando's senior vice president and lucky charm, wins the lottery for the third time in franchise history.

### JUNE 24, 2004

The Magic select Dwight Howard with the first overall pick of the 2004 NBA Draft. Later that evening, Orlando trades for the rights to guard Jameer Nelson, the college player of the year.

### FEBRUARY 20, 2005

After five surgeries to his left ankle, forward Grant Hill returns to all-star form and is voted a starter for the 2005 NBA All-Star Game.

### MAY 24, 2005

Orlando's search for a head coach ends with the winningest-coach in the history of the franchise. Brian Hill returns for his second stint at the helm of the Magic.

### JUNE 27, 2005

Otis Smith and Dave Twardzik are promoted to assistant general manager, while Alex Martins returns to the organization as its executive vice president of marketing and franchise relations.

### MARCH 5, 2006

Dwight Howard is one of 23 players selected to the 2006-08 USA Men's Senior National Team program.

### MARCH 27, 2006

The Magic extend the contracts of Dwight Howard and Jameer Nelson through the 2007-08 season.

## MAGICAL MOMENTS

### APRIL 19, 2006

Despite an 89-83 loss at Indiana, the Magic finish the 2005-06 campaign with 16 wins in their final 22 games, the best finish during that span in franchise history.

### MAY 3, 2006

Orlando promotes Otis Smith to general manager, Alex Martins to chief operating officer and Jim Fritz to chief financial officer.

### MARCH 29, 2007

The NBA announces that the Magic will participate in NBA China Games 2007. Orlando will take on Cleveland and the Chinese National Team in Shanghai and Macao during the preseason.

### MAY 10, 2007

Dwight Howard is named to the All-NBA Third Team. He becomes just the fourth player in franchise history to earn All-NBA honors.

### JUNE 7, 2007

After a whirlwind search, the Magic name Stan Van Gundy as the franchise's ninth head coach.

### JULY 11, 2007

Orlando acquires All-Star forward Rashard Lewis from Seattle in a sign-and-trade deal.

### JULY 12, 2007

The Magic ink All-NBA center Dwight Howard to a contract extension.

### JULY 26, 2007

By a 5-2 vote, the Orange County Commission approved a public building program that includes a new state-of-the-art Events Center, a new Performing Arts Center, and a renovation of the Citrus Bowl Stadium. By a 6-1 vote, the City of Orlando gave its approval on July 23. The new Events Center is scheduled to open in September 2010.

### MARCH 31, 2008

The Orlando Magic clinch the 2007-08 Southeast Division championship. It marks the third division title in franchise history and the first since 1995-96.

### APRIL 13, 2008

The Magic defeat the Chicago Bulls at the United Center, 104-84, and reach the 50-win mark for the first time since 1995-96.

### APRIL 28, 2008

Dwight Howard records his third 20-point/20-rebound performance of the playoffs and the Orlando Magic defeated the Toronto Raptors to advance past the First Round of the NBA Playoffs for the first time in 12 years.

### JULY 25, 2008

Ground is broken on the new Orlando Events Center. The facility is scheduled to open in October 2010.

### JANUARY 13, 2009

Orlando drains an NBA-record 23 three-point field goals during a 139-107 victory at Sacramento. The old record was 21 three-pointers, set by Toronto on March 13, 2005 vs. Philadelphia.



**BREAKING GROUND:** Orange County Mayor Richard Crotty, Orlando Mayor Buddy Dyer and then-Magic COO Alex Martins help break ground on the new Orlando Events Center.

### JANUARY 29, 2009

Rashard Lewis and Jameer Nelson join Dwight Howard on the Eastern Conference All-Star team. It marks the first time in franchise history that three Magic players are selected to participate in the NBA All-Star Game.

### MARCH 25, 2009

Orlando clinches the 2008-09 Southeast Division championship with an 84-82 win over Boston. It is the Magic's second consecutive division crown and their fourth overall.

### APRIL 21, 2009

Dwight Howard is named the NBA Defensive Player of the Year, becoming the first player in team history to capture the award. Later, he would be named to the All-NBA First Team for the second straight season.

### MAY 17, 2009

The Magic travel to Boston and defeat the Celtics, 101-82, in Game #7 of the Eastern Conference Semifinals. It marks the first time in history that the Celtics have led a playoff series 3-2 and not advanced. Orlando meanwhile heads to the Eastern Conference Finals for the first time since 1996.



**BACK WHERE WE BELONG:** Rich DeVos joins in the celebration after Orlando defeated Cleveland and captured the Eastern Conference title.

## MAGICAL MOMENTS



**EASTERN CONFERENCE CHAMPS:** Dwight Howard lifts the Eastern Conference championship trophy, as the Magic advance to the 2009 NBA Finals.

### MAY 30, 2009

Orlando defeats Cleveland in Game #6 of the Eastern Conference Finals, 103-90, wins the Eastern Conference championship and advances to the NBA Finals for the second time in franchise history.

### JUNE 29, 2009

The Magic and Orange County celebrate the groundbreaking of five community gymnasiums at South Econ Community Park.

### AUGUST 5, 2009

Orlando's new events center, which will open in the fall of 2010 and compete to host major national events, concerts and family shows, while serving as the home to the Orlando Magic, is officially named Amway Center.

### APRIL 6, 2010

The Magic clinch their third consecutive Southeast Division title and their fifth division crown overall.

## MAGICAL MOMENTS

### APRIL 20, 2010

Dwight Howard is named the NBA's Defensive Player of the Year for the second straight season.

### APRIL 26, 2010

Orlando defeats Charlotte in Game #4 of its First Round playoff series, marking the first time in team history that it recorded a four-game sweep. The Magic would also sweep Atlanta in the next round and advance to the Eastern Conference Finals for the second straight time.

### MAY 6, 2010

Dwight Howard is named to the All-NBA First Team for the third consecutive year. It also marked the first time a member of the Magic was unanimously selected to the All-NBA First Team.

### MAY 26, 2010

Orlando defeats Boston in Game #5 of the Eastern Conference Finals, 113-92. It would turn out to be the last game ever played at Amway Arena, as the Celtics eliminated the Magic in six games.

### JUNE 15, 2010

The Magic unveil a new logo, which evolves with a stronger, cleaner, more timeless design to match the team's championship ideals. The new logo incorporates the Magic's current jersey wordmark, giving a more integrated look.

### OCTOBER 1, 2010

The doors to the new Amway Center officially open. The state-of-the-art facility was designed to reflect the character of the community, meet the goals of the users and build on the legacy of sports and entertainment in Orlando.



AMWAY CENTER



**NEW EVENTS CENTER:** The City of Orlando and the Orlando Magic opened the state-of-the-art Amway Center on Church Street in downtown Orlando on October 10, 2010.

### OCTOBER 10, 2010

Orlando plays its first home preseason game at Amway Center, a 135-81 rout of the New Orleans Hornets. A sellout crowd of 18,846 enjoyed the 54-point win, the largest margin of victory ever in a preseason game.

### OCTOBER 28, 2010

The Magic host Washington in the first regular season game at Amway Center. Orlando recorded a 112-83 victory, tying for the largest margin of victory in a season opener in franchise history. Dwight Howard led the Magic with 23 points, 10 rebounds and three blocks.

### APRIL 6, 2011

Orlando recorded its 50th win of the season at Charlotte. It marked the seventh time in team history that they reached the 50-win plateau, and the fourth consecutive season, marking the longest streak in the history of the franchise.

### APRIL 18, 2011

Dwight Howard is named the 2010-11 NBA Defensive Player of the Year. He became the first player in NBA history to capture the honor in three consecutive seasons.

### MAY 12, 2011

Dwight Howard is named to the 2010-11 All-NBA First Team. It marked the fourth consecutive season that Howard was named to the First Team.

## AMWAY CENTER FIRSTS

### First Regular Season Game/Win:

October 28, 2010 vs. Washington (Orlando 112, Washington 83)

### Score After Each Quarter:

1st) Orlando 29, Washington 15;  
2nd) Orlando 58, Washington 34;  
3rd) Orlando 90, Washington 59

### First Magic Starting Lineup:

F) Quentin Richardson, F) Rashard Lewis,  
C) Dwight Howard, G) Vince Carter, G) Jameer Nelson

### Opening Tip:

Won tip (Howard vs. JaVale McGee)

### First Points:

Vince Carter (reverse layup at 11:43 in the first quarter)

### First Field Goal Attempt:

Carter (11:43 in the first quarter)

### First Three-Point FG Made:

Quentin Richardson (9:48 in the first quarter)

### First Three-Point FG Attempted:

Rashard Lewis (10:28 in the first quarter, missed)

### First Free Throw Made:

McGee (WAS) (10:40 in the first quarter, second of two)

### First Free Throw Attempted:

McGee (WAS) (10:40 in the first quarter, missed first of two)

### First Magic Free Throw Made:

Howard (6:59 in the first quarter)

### First Rebound:

Rashard Lewis (11:14 in the first quarter, defensive)

### First Assist:

Jameer Nelson (11:06 in the first quarter, Lewis layup)

### First Steal:

McGee (WAS) (9:07 in the first quarter)

### First Blocked Shot:

Howard (4:37 in the first quarter, blocked John Wall)

### First Dunk:

Lewis (5:18 in the first quarter)

### First Turnover:

Nelson (9:07 in the first quarter, bad pass)

### First Foul:

Carter (10:40 in the first quarter)

### First Substitution:

Hilton Armstrong (WAS) (6:59 in the first quarter, for McGee)

### First Double-Double:

Howard (October 28, 2010 vs. Washington;  
23 points, 10 rebounds)

### First Preseason Game:

October 10, 2010 vs. New Orleans  
(Orlando 135, New Orleans 81)



## MAGICAL MOMENTS

### DECEMBER 7, 2011

Dan DeVos takes on the responsibilities as chairman for the Magic, while Alex Martins is promoted to chief executive officer.

### FEBRUARY 24-26, 2012

The 2012 NBA All-Star Weekend is held in Orlando, culminating with the 61st NBA All-Star Game on Sunday, February 26. In a thrilling contest, the West defeated the East, 152-149. More than \$95 million in economic impact in Orange County, Florida was generated from the NBA All-Star Weekend.



**CALLING ALL-STARS:** Orlando and the Amway Center hosted the 61st NBA All-Star Game on February 26, 2012.

### APRIL 15, 2012

With a 100-84 win at Cleveland, the Magic secure a berth into the NBA Playoffs for the sixth consecutive season, the longest active streak in the Eastern Conference.

### MAY 23, 2012

At a sports industry annual awards ceremony, the Amway Center was named "Facility of the Year" for 2012. The announcement was made by Street & Smith's SportsBusiness Journal and SportsBusiness Daily at the prestigious Sports Business Awards in New York City, which annually recognizes excellence and outstanding achievement in the business of sports.

### MAY 24, 2012

Dwight Howard is named to the All-NBA First Team for the fifth straight time.

### JUNE 20, 2012

Rob Hennigan is named general manager of the Orlando Magic. He becomes the youngest general manager in the NBA.

### OCTOBER 7, 2012

The Magic take part in NBA Mexico Game 2012 against the New Orleans Hornets in a preseason game held at the newly-launched Mexico City Arena.

### DECEMBER 31, 2012

Center Nikola Vucevic rips down a career-high and Magic franchise record 29 rebounds during an overtime loss to Miami at Amway Center. The 29 boards broke the nearly 20-year-old team mark for most rebounds in a game of 28, set by Shaquille O'Neal on November 20, 1993 at New Jersey.



**RECORD-BREAKER:** Nikola Vucevic grabs the ball against the Miami Heat on December 31, 2012.

### FEBRUARY 7, 2014

In one of the most thrilling finishes in Magic history, Tobias Harris finishes a fast break and throws down a two-handed dunk at the buzzer, giving Orlando a 103-102 victory against Oklahoma City at the Amway Center.



**GAME WINNER:** Tobias Harris caps off a thrilling Magic victory on February 7, 2014.

### NOVEMBER 26, 2014

The Magic debut their new alternate "Pride Jersey" uniforms. The team wears the sleeved, silver Pride Jersey for the first time against Golden State at Amway Center.

### MARCH 18, 2015

Elfrid Payton tallies 15 points, 10 rebounds and 12 assists at Dallas, becoming the third rookie in team history to record a triple-double. Two days later against Portland, Payton has 22 points, 10 rebounds and 10 assists, becoming the seventh rookie in NBA history to record back-to-back triple-doubles and the first to accomplish the feat since April 1997.

### MAY 29, 2015

Scott Skiles is named head coach, becoming the 12th head coach in franchise history.

### OCTOBER 17, 2015

The Orlando Magic travel to Brazil and participate in NBA Global Games Rio 2015, where they face Brazilian champion Flamengo at the HSBC Arena.

## MAGICAL MOMENTS



**ROOKIE SENSATION:** Elfrid Payton tallies the second of back-to-back triple-doubles on March 20, 2015.



**HOMEcoming:** Scott Skiles is named head coach on May 29, 2015.

## HALL OF FAME

On March 27, 2015, perennial NBA All-Star Shaquille O'Neal was inducted into the Orlando Magic Hall of Fame. He became the third inductee, joining team co-founder and Senior Vice President Pat Williams, and the team's first-ever draft pick and current community ambassador, Nick Anderson.

"The Orlando Magic are honored to recognize those who have made significant contributions to our history," said Magic CEO Alex Martins. "Shaq made a tremendous impact on our franchise during his time with us and we are thrilled to recognize him as our third inductee into the Magic Hall of Fame. He carries on a great legacy of those who made the greatest contribution to the rich history of the Orlando Magic."



The Orlando Magic Hall of Fame will honor and celebrate the great players, coaches and executives who have had a major impact during the team's illustrious history. It will bridge the past with the future of Magic basketball, and the design will provide Magic fans an opportunity to enjoy the exhibits on game nights at the Amway Center. The exhibit is located in the Amway Center on the Terrace Level near Nutrilite Magic Fan Experience.

The inductees will be determined based on their overall on and off the court contributions to the team and organization, years of service, impact in the community and general character of the individual.



# RECORDS

# INDIVIDUAL HIGHS

## MOST POINTS

<b>Career</b> — 11,435	Dwight Howard, 2004-12
<b>Season</b> — 2,407	Tracy McGrady, 2002-03
<b>Game</b> — 62	Tracy McGrady, vs. Washington (3-10-04)
<b>Half</b> — 37	Tracy McGrady, vs. Denver, 1st (3-9-03)
<b>Quarter</b> — 25	Tracy McGrady, vs. Denver, 2nd (3-9-03)
<b>Overtime</b> — 13	Darrell Armstrong, @ Philadelphia, 2nd OT (2-2-01); Shaquille O'Neal, vs. New York, 3rd OT (2-14-93)

## MOST FIELD GOALS MADE

<b>Career</b> — 4,075	Nick Anderson, 1989-99
<b>Season</b> — 953	Shaquille O'Neal, 1993-94
<b>Game</b> — 22	Shaquille O'Neal, vs. Minnesota (4-20-94)
<b>Half</b> — 13	Several times. Most recently, Vince Carter, vs. New Orleans, 2nd (2-8-10)
<b>Quarter</b> — 9	Shaquille O'Neal vs. Milwaukee, 1st (2-16-96); Dennis Scott, vs. L.A. Lakers, 1st (3-10-91)
<b>Overtime</b> — 5	Shaquille O'Neal, vs. New York, 3rd OT (2-14-93)

## MOST FIELD GOALS ATTEMPTED

<b>Career</b> — 8,976	Nick Anderson, 1989-99
<b>Season</b> — 1,813	Tracy McGrady, 2002-03
<b>Game</b> — 40	Shaquille O'Neal, @ Washington (3-22-96)
<b>Half</b> — 23	Tracy McGrady, @ Miami, 1st (3-23-03)
<b>Quarter</b> — 16	Tracy McGrady, vs. Washington, 3rd (3-10-04)
<b>Overtime</b> — 8	Shaquille O'Neal, vs. New York, 3rd OT (2-14-93)

## HIGHEST FIELD GOAL PERCENTAGE

<b>Career</b> — .585	Bo Outlaw (897-1,543), 1997-2001, 2005-07
<b>Season</b> — .612	Dwight Howard (510-834), 2009-10
<b>Game</b> — 1.000	Several times. Most FGs without a miss (11), Dwight Howard, @ Houston (2-24-10)
<b>Half</b> — 1.000	Several times. Most FGs without a miss (10), Most recently, Dwight Howard, @ Philadelphia, 1st (4-14-07)
<b>Quarter</b> — 1.000	Several times. Most FGs without a miss (8), Shaquille O'Neal, vs. Detroit, 3rd (1-11-95)
<b>Overtime</b> — 1.000	Several times. Most FGs without a miss (2), Most recently, Hedo Turkoglu, vs. Chicago (4-17-06)

## MOST THREE-POINT FIELD GOALS MADE

<b>Career</b> — 981	Dennis Scott, 1990-97
<b>Season</b> — 267	Dennis Scott, 1995-96
<b>Game</b> — 11	Dennis Scott, vs. Atlanta (4-18-96)
<b>Half</b> — 8	Jason Richardson, @ Milwaukee, 2nd (2-11-12); Tracy McGrady, @ Cleveland, 1st (1-26-04)
<b>Quarter</b> — 5	Several times. Most recently, Arron Afflalo, vs. Milwaukee, 3rd (11-13-13)
<b>Overtime</b> — 3	Jason Richardson, @ Golden State (3-11-11)

## MOST THREE-POINT FIELD GOALS ATTEMPTED

<b>Career</b> — 2,480	Nick Anderson, 1989-99
<b>Season</b> — 628	Dennis Scott, 1995-96
<b>Game</b> — 19	Dennis Scott, vs. Milwaukee (4-13-93)
<b>Half</b> — 12	Tracy McGrady, @ Atlanta, 2nd (2-2-03); Dennis Scott, vs. Milwaukee, 2nd (4-13-93)
<b>Quarter</b> — 9	Tracy McGrady, vs. Washington, 3rd (3-10-04)
<b>Overtime</b> — 5	Arron Afflalo, @ Philadelphia, 2nd OT (12-3-13)

# INDIVIDUAL HIGHS

## HIGHEST THREE-POINT FIELD GOAL PERCENTAGE

<b>Career</b> — .500	Mark Acres (5-10), 1989-92
<b>Season</b> — .453	Jameer Nelson (82-181), 2008-09
<b>Game</b> — 1.000	Several times. Most without a miss (6-6), Mickael Pietrus, @ Dallas, (4-1-10)
<b>Half</b> — 1.000	Several times. Most without a miss (5-5), Most recently, Jason Richardson, @ Miami, 2nd (3-3-11)
<b>Quarter</b> — 1.000	Several times. Most without a miss (5-5), J.J. Redick, vs. Detroit, 1st (1-27-13)
<b>Overtime</b> — 1.000	Several times. Most without a miss (2-2), Most recently, Hedo Turkoglu, @ Miami (12-28-07)

## MOST FREE THROWS MADE

<b>Career</b> — 3,366	Dwight Howard, 2004-12
<b>Season</b> — 576	Tracy McGrady, 2002-03
<b>Game</b> — 21	Dwight Howard, @ Golden State (1-12-12)
<b>Half</b> — 15	Dwight Howard, @ Oklahoma City, 2nd (1-13-11)
<b>Quarter</b> — 12	Sam Vincent, vs. L.A. Clippers, 4th (2-3-90)
<b>Overtime</b> — 8	Terry Catledge, @ Miami (12-8-89)

## MOST FREE THROWS ATTEMPTED

<b>Career</b> — 5,727	Dwight Howard, 2004-12
<b>Season</b> — 916	Dwight Howard, 2010-11
<b>Game</b> — 39*	Dwight Howard, @ Golden State (1-12-12) (*NBA Single Game Record)
<b>Half</b> — 21	Dwight Howard, @ Golden State, 2nd (1-12-12)
<b>Quarter</b> — 16	Dwight Howard, vs. Cleveland, 4th (2-3-12); Dwight Howard, vs. Charlotte, 3rd (11-23-07)
<b>Overtime</b> — 8	Anfernee Hardaway, vs. New Jersey, 3rd OT (11-8-95); Terry Catledge, @ Miami (12-8-89)

## HIGHEST FREE THROW PERCENTAGE

<b>Career</b> — .892	Scott Skiles (1176-1319), 1989-94
<b>Season</b> — .911	J.J. Redick (143-157), 2011-12; Darrell Armstrong (225-247), 1999-00
<b>Game</b> — 1.000	Several times. Most FTs without a miss, Grant Hill (17), @ Minnesota (11-1-02) Most Rebounds

## MOST REBOUNDS

<b>Career</b> — 8,072	Dwight Howard, 2004-12
<b>Season</b> — 1,161	Dwight Howard, 2007-08
<b>Game</b> — 29	Nikola Vucevic, vs. Miami (12-31-12)
<b>Half</b> — 20	Shaquille O'Neal, @ New Jersey, 2nd (11-20-93)
<b>Quarter</b> — 12	Dwight Howard, vs. Charlotte, 3rd (11-18-06); Dwight Howard, vs. Detroit, 1st (2-10-06)
<b>Overtime</b> — 6	Nick Anderson, vs. New Jersey, 3rd OT (11-8-96)

## MOST OFFENSIVE REBOUNDS

<b>Career</b> — 2,226	Dwight Howard, 2004-12
<b>Season</b> — 384	Shaquille O'Neal, 1993-94
<b>Game</b> — 14	Shaquille O'Neal (2), @ Charlotte, OT (11-9-94); vs. Boston (2-15-94)
<b>Half</b> — 10	Michael Ansley, @ Milwaukee, 2nd (2-1-90)
<b>Quarter</b> — 8	Nikola Vucevic, vs. Miami, 3rd (11-22-14)
<b>Overtime</b> — 4	Dwight Howard, @ New Orleans (1-12-11); Terry Catledge, vs. Washington (3-30-90)

## MOST DEFENSIVE REBOUNDS

<b>Career</b> — 5,806	Dwight Howard, 2004-12
<b>Season</b> — 882	Dwight Howard, 2007-08
<b>Game</b> — 21	Dwight Howard, vs. Miami (3-13-12)
<b>Half</b> — 13	Several times. Most recently, Tobias Harris, vs. L.A. Lakers, 1st (1-24-14)
<b>Quarter</b> — 10	Dwight Howard, vs. Miami, 4th (3-13-12); Dwight Howard, vs. Charlotte, 3rd (11-18-06)
<b>Overtime</b> — 5	Dwight Howard, vs. Minnesota (4-1-07)

# INDIVIDUAL HIGHS

# TEAM HIGHS

## MOST ASSISTS

<b>Career</b> — 3,501	Jameer Nelson, 2004-14
<b>Season</b> — 735	Scott Skiles, 1992-93
<b>Game</b> — 30*	Scott Skiles, vs. Denver (12-30-90) (*NBA Single Game Record)
<b>Half</b> — 16	Scott Skiles, vs. Denver, 2nd (12-30-90)
<b>Quarter</b> — 10	Scott Skiles, vs. Denver, 3rd (12-30-90)
<b>Overtime</b> — 7	Sam Vincent, vs. Washington (3-3-90)

## MOST STEALS

<b>Career</b> — 1,004	Nick Anderson, 1989-99
<b>Season</b> — 190	Anfernee Hardaway, 1993-94
<b>Game</b> — 8	Nick Anderson, @ Washington (11-12-91)
<b>Half</b> — 5	Several times. Most recently, Elfrid Payton, vs. Miami, 2nd (11-22-14)
<b>Quarter</b> — 4	Several times. Most recently, Kyle O'Quinn, @ Detroit, 4th (1-28-14)
<b>Overtime</b> — 2	Several times. Most recently, Ronnie Price, @ Philadelphia, 2nd OT (12-3-13)

## MOST BLOCKED SHOTS

<b>Career</b> — 1,344	Dwight Howard, 2004-12
<b>Season</b> — 286	Shaquille O'Neal, 1992-93
<b>Game</b> — 15	Shaquille O'Neal, @ New Jersey (11-20-93)
<b>Half</b> — 8	Shaquille O'Neal, @ New Jersey, 2nd (11-20-93)
<b>Quarter</b> — 6	Dwight Howard, vs. Minnesota, 3rd (11-3-10)
<b>Overtime</b> — 3	Shaquille O'Neal, vs. New York, 3rd OT (2-14-93)

## MOST TURNOVERS

<b>Career</b> — 1,930	Dwight Howard, 2004-12
<b>Season</b> — 317	Dwight Howard, 2006-07; Steve Francis, 2004-05
<b>Game</b> — 11	Dwight Howard, @ Chicago (2-26-07)
<b>Half</b> — 7	Dwight Howard, vs. Toronto, 1st (1-6-10); Terry Catledge, vs. Boston, 2nd (1-17-90)
<b>Quarter</b> — 5	Several times. Most recently, Victor Oladipo, vs. Phoenix, 1st (3-4-15)
<b>Overtime</b> — 3	Grant Hill, vs. Seattle (11-5-01)

## MOST PERSONAL FOULS

<b>Career</b> — 2,002	Dwight Howard, 2004-12
<b>Season</b> — 381	Shaquille O'Neal, 1992-93
<b>Game</b> — 6	Several times. Most recently, Channing Frye, @ Atlanta (2-27-15)
<b>Half</b> — 6	Several times. Most recently, Andrew Nicholson, vs. Indiana, 2nd (1-16-13)
<b>Quarter</b> — 6	Andrew Nicholson, vs. Indiana, 4th (1-16-13); Stanley Roberts, vs. Detroit, 4th (12-26-91)
<b>Overtime</b> — 4	Several times. Most recently, Nikola Vucevic, vs. Minnesota (11-7-14)

## MOST DISQUALIFICATIONS

<b>Career</b> — 25	Dwight Howard, 2004-12
<b>Season</b> — 10	Michael Doleac, 2000-01

## MOST MINUTES PLAYED

<b>Career</b> — 22,471	Dwight Howard, 2004-12
<b>Season</b> — 3,224	Shaquille O'Neal, 1993-94
<b>Game</b> — 58	Horace Grant, vs. Toronto, 3rd OT (2-27-98)

## MOST POINTS

<b>Season</b> — 9,091	1994-95
<b>Game</b> — 155	vs. Denver (12-30-90)
<b>1st Half</b> — 78	vs. Minnesota (11-3-10)
<b>2nd Half</b> — 83	vs. Denver (12-30-90)
<b>1st Quarter</b> — 44	vs. L.A. Lakers (2-8-08)
<b>2nd Quarter</b> — 42	vs. Atlanta (1-29-00); @ Detroit (4-19-94)
<b>3rd Quarter</b> — 49	@ Milwaukee (2-20-95)
<b>4th Quarter</b> — 45	@ Charlotte (1-26-94); vs. Denver (12-30-90)
<b>Overtime</b> — 19	@ Golden State (3-11-11)

## MOST FIELD GOALS MADE

<b>Season</b> — 3,457	1989-90
<b>Game</b> — 62	@ Charlotte (1-26-94)
<b>Half</b> — 33	@ Charlotte, 2nd (1-26-94)
<b>Quarter</b> — 20	@ Charlotte, 4th (1-26-94)
<b>Overtime</b> — 9	vs. New Jersey, 3rd OT (11-8-95)

## MOST FIELD GOALS ATTEMPTED

<b>Season</b> — 7,525	2000-01
<b>Game</b> — 113	@ Charlotte (11-9-94); vs. Denver (12-30-90)
<b>Half</b> — 62	@ Milwaukee, 2nd (2-1-90)
<b>Quarter</b> — 35	@ Milwaukee, 4th (2-1-90)
<b>Overtime</b> — 23	vs. New Jersey, 3rd OT (11-8-95)

## HIGHEST FIELD GOAL PERCENTAGE

<b>Season</b> — .502	1994-95
<b>Game</b> — .653	@ Charlotte (1-26-94)
<b>Half</b> — .784	vs. Milwaukee, 2nd (12-30-09)
<b>Quarter</b> — .842	vs. Cleveland, 2nd (3-10-06)
<b>Overtime</b> — 1.000	@ Chicago (12-31-07)

## MOST THREE-POINT FIELD GOALS MADE

<b>Season</b> — 841	2009-10
<b>Game</b> — 23*	@ Sacramento (1-13-09) (*NBA Single Game Record)
<b>Half</b> — 13	@ Sacramento, 1st (1-13-09)
<b>Quarter</b> — 8	Several times. Most recently, vs. New York, 3rd (12-2-09)
<b>Overtime</b> — 4	vs. New Jersey, 3rd OT (11-8-95)

## MOST THREE-POINT FIELD GOALS ATTEMPTED

<b>Season</b> — 2,241	2009-10
<b>Game</b> — 42	vs. Miami (2-8-12)
<b>Half</b> — 26	@ New York, 2nd (4-6-08)
<b>Quarter</b> — 16	@ New York, 4th (4-6-08); @ Atlanta, 4th (2-2-03); @ Denver, 4th (3-12-96)
<b>Overtime</b> — 8	vs. New Jersey, 3rd OT (11-8-95)

## HIGHEST THREE-POINT FIELD GOAL PERCENTAGE

<b>Season</b> — .386	2007-08
<b>Game</b> — .857	6-7, @ Indiana (11-27-92)

## MOST FREE THROWS MADE

<b>Season</b> — 2,060	1989-90
<b>Game</b> — 45	vs. Denver (3-2-91)
<b>Half</b> — 32	vs. Chicago, 2nd (2-14-90)
<b>Quarter</b> — 21	vs. Chicago, 4th (12-10-97)
<b>Overtime</b> — 10	vs. Charlotte (2-17-09); @ Chicago (1-16-93); @ Cleveland (11-8-89)

## TEAM HIGHS

### MOST FREE THROWS ATTEMPTED

<b>Season</b> — 2,725	1989-90
<b>Game</b> — 57	vs. Sacramento (2-1-93)
<b>Half</b> — 40	vs. Chicago, 2nd (2-14-90)
<b>Quarter</b> — 26	@ New Jersey, 4th (2-26-08); vs. Boston, 4th (1-26-00); @ Washington, 1st (2-24-90)
<b>Overtime</b> — 13	vs. New Jersey, 3rd OT (11-8-95)

### HIGHEST FREE THROW PERCENTAGE

<b>Season</b> — .763	2013-14
<b>Game</b> — 1.000	Several times. Most FTs without a miss (16), vs. Toronto (4-10-15)
<b>Half</b> — 1.000	Several times. Most FTs without a miss (17), @ New York, 1st (3-23-11)
<b>Quarter</b> — 1.000	Several times. Most FTs without a miss (15), vs. Portland (3-20-15); @ Chicago, 2nd (12-1-10)
<b>Overtime</b> — 1.000	Several times. Most FTs without a miss (6), vs. New York, 2nd OT (2-21-14); vs. San Antonio (2-4-96)

### MOST REBOUNDS

<b>Season</b> — 3,769	1989-90
<b>Game</b> — 69	vs. Washington (11-12-92)
<b>Half</b> — 42	@ Milwaukee, 2nd (2-1-90)
<b>Quarter</b> — 28	vs. L.A. Lakers, 1st (3-23-97)
<b>Overtime</b> — 13	vs. New Jersey, 3rd OT, (11-8-95)

### MOST OFFENSIVE REBOUNDS

<b>Season</b> — 1,304	1989-90
<b>Game</b> — 33	@ Atlanta (11-11-89)
<b>Half</b> — 18	vs. L.A. Clippers, 1st (1-19-94)
<b>Quarter</b> — 13	vs. Atlanta, 1st (1-9-97)
<b>Overtime</b> — 8	Several times. Most recently, vs. Toronto, 3rd OT (2-27-98)

### MOST DEFENSIVE REBOUNDS

<b>Season</b> — 2,736	2009-10
<b>Game</b> — 48	vs. Seattle (11-13-07)
<b>Half</b> — 31	vs. Washington, 1st (3-3-90)
<b>Quarter</b> — 19	vs. Sacramento, 2nd (1-22-10)
<b>Overtime</b> — 10	vs. New Jersey, 3rd OT (11-8-95)

### MOST ASSISTS

<b>Season</b> — 2,281	2000-01
<b>Game</b> — 46	@ Milwaukee (2-20-95)
<b>Half</b> — 27	@ Milwaukee, 1st (2-20-95)
<b>Quarter</b> — 15	@ Chicago, 1st (2-26-02); vs. Boston, 3rd (12-30-90)
<b>Overtime</b> — 6	vs. San Antonio (2-4-96); vs. New Jersey, 3rd OT (11-8-95)

### MOST STEALS

<b>Season</b> — 743	1999-00
<b>Game</b> — 20	vs. Cleveland (3-21-03); @ New Jersey (2-10-99)
<b>Half</b> — 12	@ New York, 2nd (2-20-07); vs. Chicago, 2nd (12-5-01)
<b>Quarter</b> — 8	Several times. Most recently, vs. Washington, 2nd (1-6-09)
<b>Overtime</b> — 5	vs. New Jersey, 3rd OT (11-8-95)

### MOST BLOCKED SHOTS

<b>Season</b> — 481	2000-01; 1994-95
<b>Game</b> — 19	@ New Jersey (11-20-93)
<b>Half</b> — 12	@ New Jersey, 2nd (11-20-93)
<b>Quarter</b> — 8	vs. Minnesota, 1st (1-21-92)
<b>Overtime</b> — 6	vs. New York, 3rd OT (2-14-93)

## TEAM LOWS

### MOST TURNOVERS

<b>Season</b> — 1,443	1999-00
<b>Game</b> — 38	@ Milwaukee (11-16-89)
<b>Half</b> — 20	@ Milwaukee (11-16-89)
<b>Quarter</b> — 12	Several times. Most recently, @ Philadelphia, 3rd (1-14-00)
<b>Overtime</b> — 6	vs. Toronto, 3rd OT (2-27-98)

### MOST PERSONAL FOULS

<b>Season</b> — 2,071	2000-01
<b>Game</b> — 37	vs. Toronto (11-1-14); @ San Antonio (1-20-01)
<b>Half</b> — 29	vs. Detroit, 2nd (12-28-00)
<b>Quarter</b> — 16	@ Milwaukee, 4th (12-4-10); @ Milwaukee, 4th (3-23-01)
<b>Overtime</b> — 9	vs. Chicago (4-17-06)

### MOST DISQUALIFICATIONS

<b>Season</b> — 30	1992-93
<b>Game</b> — 3	Several times. Most recently, @ Miami (3-6-13)

### MAGIC TEAM LOWS

#### FEWEST POINTS

<b>Season</b> — 4,473	1998-99
<b>Game</b> — 56	@ Boston (1-23-12)
<b>1st Half</b> — 27	@ Houston (1-24-05)
<b>2nd Half</b> — 20	@ Boston (1-23-12)
<b>1st Quarter</b> — 8	@ Boston (4-10-98)
<b>2nd Quarter</b> — 7	vs. New York (4-11-15)
<b>3rd Quarter</b> — 8	vs. Atlanta (3-1-99)
<b>4th Quarter</b> — 7	@ Detroit (2-7-96)
<b>Overtime</b> — 2	@ Cleveland (1-2-14); vs. Indiana (1-10-03)

#### FEWEST FIELD GOALS MADE

<b>Season</b> — 1,687	1998-99
<b>Game</b> — 16	@ Boston (1-23-12)
<b>Half</b> — 5	@ Boston, 2nd (1-23-12)
<b>Quarter</b> — 1	vs. Cleveland (12-4-96); @ Detroit, 4th (2-7-96)
<b>Overtime</b> — 0	@ Miami (12-8-89)

#### FEWEST FIELD GOALS ATTEMPTED

<b>Season</b> — 3,943	1998-99
<b>Game</b> — 55	@ L.A. Lakers (2-28-06)
<b>Half</b> — 22	vs. Chicago, 2nd (11-1-06)
<b>Quarter</b> — 8	@ Utah, 2nd (2-25-00)
<b>Overtime</b> — 3	@ Chicago (1-16-93)

#### LOWEST FIELD GOAL PERCENTAGE

<b>Season</b> — .428	1998-99
<b>Game</b> — .246	@ Boston (1-23-12)
<b>Half</b> — .185	@ Boston, 2nd (1-23-12)
<b>Quarter</b> — .018	vs. Miami, 4th (11-26-97)
<b>Overtime</b> — .000	@ Miami (12-8-89)



**FEWEST THREE-POINT FIELD GOALS MADE**

Season — 116 1989-90  
 Game — 0 Several times. Most recently, vs. Utah (3-14-07)

**FEWEST THREE-POINT FIELD GOALS ATTEMPTED**

Season — 393 1989-90  
 Game — 0 Several times. Most recently, vs. Atlanta (3-22-00)

**LOWEST THREE-POINT FIELD GOAL PERCENTAGE**

Season — .295 1989-90  
 Game — .000 Several times. Most recently, vs. Utah (3-14-07)

**FEWEST FREE THROWS MADE**

Season — 876 1998-99  
 Game — 3 vs. New Orleans (2-20-15); vs. Milwaukee (4-10-13)  
 Half — 0 Several times. Most recently, @ Brooklyn, 1st (4-15-15)  
 Quarter — 0 Several times. Most recently, @ Brooklyn, 2nd (4-15-15)  
 Overtime — 0 Several times. Most recently, vs. New York (2-21-14)

**FEWEST FREE THROWS ATTEMPTED**

Season — 1,252 1998-99  
 Game — 5 vs. Indiana (1-16-13)  
 Half — 0 Several times. Most recently, vs. Atlanta, 1st (12-13-14)  
 Quarter — 0 Several times. Most recently, vs. Toronto, 2nd (4-10-15)  
 Overtime — 0 Several times. Most recently, vs. New York (2-21-14)

**LOWEST FREE THROW PERCENTAGE**

Season — .660 2011-12  
 Game — .261 @ New Jersey (12-12-94)

**FEWEST REBOUNDS**

Season — 2,133 1998-99  
 Game — 21 @ Toronto (1-4-06)  
 Half — 8 @ L.A. Lakers, 2nd (2-28-06); @ Houston, 2nd (4-6-03)  
 Quarter — 1 vs. Detroit (4-10-04)  
 Overtime — 0 @ Philadelphia (12-3-13)

**FEWEST OFFENSIVE REBOUNDS**

Season — 688 1998-99  
 Game — 2 Several times. Most recently, @ Chicago (1-12-15)  
 Half — 0 Several times. Most recently, vs. Indiana, 1st (1-25-15)  
 Quarter — 0 Several times. Most recently, vs. San Antonio, 3rd (4-1-15)  
 Overtime — 0 Several times. Most recently, vs. Miami (2-25-15)

**FEWEST DEFENSIVE REBOUNDS**

Season — 1,445 1998-99  
 Game — 15 @ Denver (3-4-06)  
 Half — 5 vs. New Orleans, 2nd (10-30-03)  
 Quarter — 0 vs. Detroit, 2nd (4-10-04); vs. New Orleans, 3rd (10-30-03)  
 Overtime — 0 @ Philadelphia (12-3-13); vs. L.A. Clippers (2-6-12)

**FEWEST ASSISTS**

Season — 1,067 1998-99  
 Game — 5 @ Miami (10-29-10)  
 Half — 1 @ Golden State, 2nd (11-16-02); @ New Jersey, 1st (12-1-90)  
 Quarter — 0 Several times. Most recently, vs. New York, 2nd (4-11-15)  
 Overtime — 0 Several times. Most recently, vs. Miami (2-25-15)

**FEWEST STEALS**

Season — 451 2011-12  
 Game — 0 @ Houston (1-22-11); @ Washington (2-6-06)  
 Half — 0 Several times. Most recently, vs. Memphis, 2nd (1-16-15)  
 Quarter — 0 Several times. Most recently, @ Brooklyn, 4th (4-15-15)  
 Overtime — 0 Several times. Most recently, vs. Miami (2-25-15)

**FEWEST BLOCKED SHOTS**

Season — 213 1998-99  
 Game — 0 Several times. Most recently, @ Portland (1-10-15)  
 Half — 0 Several times. Most recently, @ Minnesota, 1st (4-3-15)  
 Quarter — 0 Several times. Most recently, @ Brooklyn, 4th (4-15-15)  
 Overtime — 0 Several times. Most recently, vs. Miami (2-25-15)

**FEWEST TURNOVERS**

Season — 819 1998-99  
 Game — 3 @ Milwaukee (1-18-02); vs. New York (3-31-96)  
 Half — 0 vs. Charlotte, 2nd (1-3-15); @ Cleveland, 1st (2-24-02); vs. Vancouver, 2nd (3-17-98)  
 Quarter — 0 Several times. Most recently, vs. Portland, 1st (3-20-15)  
 Overtime — 0 Several times. Most recently, vs. Minnesota (11-7-14)

**FEWEST PERSONAL FOULS**

Season — 935 1998-99  
 Game — 5 @ Philadelphia (2-4-13)  
 Half — 1 @ Philadelphia, 2nd (2-4-13); vs. Atlanta, 2nd (4-13-12)  
 Quarter — 0 Several times. Most recently, vs. Detroit, 1st (3-27-15)  
 Overtime — 0 Several times. Most recently, @ Miami (12-28-07)

**FEWEST DISQUALIFICATIONS**

Season — 3 1998-99

**MAGIC ROOKIE RECORDS**

**MOST POINTS**

Season — 1,893 Shaquille O'Neal, 1992-93  
 Game — 46 Shaquille O'Neal, @ Detroit (2-16-93)

**HIGHEST FIELD GOAL PERCENTAGE**

Season — .562 733-1,304 FG-FGA, Shaquille O'Neal, 1992-93  
 Game — 1.000 Most without a miss (5-5), Dwight Howard, vs. Denver (12-18-04)

**MOST THREE-POINT FIELD GOALS MADE**

Season — 148 Mike Miller, 2000-01  
 Game — 6 Mike Miller, @ New York (4-3-01); Dennis Scott, vs. Golden State (11-30-90)

**MOST THREE-POINT FIELD GOALS ATTEMPTED**

Season — 364 Mike Miller, 2000-01  
 Game — 10 Several times. Most recently, Mike Miller, @ New York (4-3-01)

**HIGHEST THREE-POINT FIELD GOAL PERCENTAGE**

Season — .407 148-364 3FG-3FGA, Mike Miller, 2000-01  
 Game — 1.000 Several times. Most without a miss (4), Travis Diener, @ Milwaukee (12-3-05)

**MOST FREE THROWS MADE**

Season — 427 Shaquille O'Neal, 1992-93  
 Game — 13 Shaquille O'Neal, vs. Golden State (11-19-92)

# ROOKIE RECORDS

## MOST FREE THROWS ATTEMPTED

**Season** — 721 Shaquille O'Neal, 1992-93  
**Game** — 19 Shaquille O'Neal, vs. Golden State (11-19-92)

## HIGHEST FREE THROW PERCENTAGE

**Season** — .875 91-104 FT-FTA, Chris Corchiani (1991-92)  
**Game** — 1.000 Several times. Most without a miss (10), Matt Harpring, @ Charlotte (3-26-99)

## MOST REBOUNDS

**Season** — 1,122 Shaquille O'Neal, 1992-93  
**Game** — 25 Shaquille O'Neal, vs. Washington (4-20-93)

## MOST ASSISTS

**Season** — 544 Anfernee Hardaway, 1993-94  
**Game** — 15 Anfernee Hardaway, @ Golden State (3-22-94)

## MOST STEALS

**Season** — 190 Anfernee Hardaway, 1993-94  
**Game** — 7 Jameer Nelson, vs. Philadelphia (1-22-05)

## MOST BLOCKED SHOTS

**Season** — 286 Shaquille O'Neal, 1992-93  
**Game** — 9 Shaquille O'Neal, vs. New York (2-14-93)

## MOST MINUTES PLAYED

**Season** — 3,071 Shaquille O'Neal, 1992-93  
**Game** — 57 Victor Oladipo, vs. Chicago, 3 OT (1-15-14)

## MOST GAMES

**Season** — 82 Several times. Most recently, Elfrid Payton, 2014-15

## MOST STARTS

**Season** — 82 Dwight Howard, 2004-05

# MISCELLANEOUS

## LONGEST GAME

**Regulation** — 3:12 vs. Atlanta (12-7-01)  
**1OT** — 3:01 @ Miami (3-18-10)  
**2OT** — 3:31 @ New York (2-28-03)  
**3OT** — 3:24 vs. New Jersey (11-8-95); vs. New York (2-14-93)

## SHORTEST GAME

1:50 @ Indiana (2-10-98); vs. Cleveland (2-23-90)

## MOST POINTS SCORED IN A VICTORY

155 vs. Denver (12-30-90)

## MOST POINTS SCORED IN A LOSS

128 vs. Washington (3-3-90)

## FEWEST POINTS SCORED IN A VICTORY

70 vs. Atlanta (3-1-99)

## FEWEST POINTS SCORED IN A LOSS

56 @ Boston (1-23-12)

## LARGEST DEFICIT OVERCOME IN A VICTORY

25 @ Cleveland (11-8-89)  
 24 @ Miami (3-3-11)  
 23 @ Charlotte (11-21-14)  
 23 @ Charlotte (4-21-96)  
 22 vs. Phoenix (12-8-03)  
 21 @ Boston (1-24-97)

## MOST PLAYERS SCORING IN DOUBLE FIGURES

8 Six times, Most recently, vs. Golden State (1-3-11); Howard (22), J. Richardson (20), Anderson (13), Redick (13), Nelson (11), Arenas (11), Bass (10), Turkoglu (10)

## MOST POINTS OFF THE BENCH

85 vs. Golden State (3-26-95)

## MOST TECHNICAL FOULS

6 @ Indiana (2-4-12); @ Charlotte (4-6-11); @ Denver (12-14-10)

## QUICKEST DISQUALIFICATION ON PERSONAL FOULS

11:16 remaining in 4th David Vaughn, @ Utah (1-19-96)

## INDIVIDUAL (SEASON)

Most games with 40 or more points -	11	Tracy McGrady, 2002-03
Most games with 30 or more points -	51	Tracy McGrady, 2002-03
Most games with 20 or more points -	73	Shaquille O'Neal, 1993-94
Most games with 10 or more points -	81	Shaquille O'Neal, 1993-94
Most double-doubles -	69	Dwight Howard, 2007-08
Most times led/shared scoring lead in a game -	69	Tracy McGrady, 2002-03

## TEAM (SEASON)

Most +100 point games -	76	1989-90
Most games under 100 points -	58	2006-07; 1996-97
Most games holding opponent under 100 points -	58	2010-11
Most games to shoot +.500 -	45	1994-95
Most games for opponent to shoot +.500 -	73	2003-04



## OPPONENT INDIVIDUAL HIGHS

### MOST FREE THROWS ATTEMPTED

<b>Season</b> — 60	Dwight Howard (L.A. Lakers), Two games, 2012-13
<b>Game</b> — 39	Dwight Howard (L.A. Lakers), @ Orlando (3-12-13)
<b>Half</b> — 20	Dwight Howard (L.A. Lakers), @ Orlando, 2nd (3-12-13); Allen Iverson (Philadelphia), @ Philadelphia, 2nd (2-12-05)
<b>Quarter</b> — 17	Dwight Howard (L.A. Lakers), @ Orlando, 2nd (3-12-13)
<b>Overtime</b> — 10	Kirk Hinrich (Chicago), @ Orlando (4-17-06)

### HIGHEST FREE THROW PERCENTAGE

(season minimum - 2 games/5 attempts per game)

<b>Season</b> — 1.000	Several times. Most without a miss (25), Chris Bosh (Toronto), 25-25, Three games, 2007-08
<b>Game</b> — 1.000	Several times. Most without a miss (16), Paul Pierce (Boston), @ Orlando (12-28-02)
<b>Half</b> — 1.000	Several times. Most without a miss (11), Michael Jordan (Chicago), @ Orlando, 2nd (12-10-97); A.C. Green (L.A. Lakers), @ L.A. Lakers, 2nd (1-12-92)
<b>Quarter</b> — 1.000	Several times. Most without a miss (10), Nate Robinson (Denver), @ Denver, 4th (1-7-15); Chauncey Billups (New York), @ Orlando, 4th (3-1-11); Tracy McGrady (Houston), @ Orlando, 3rd (2-25-07); Tyson Chandler (Chicago), @ Orlando, 4th (11-5-03)
<b>Overtime</b> — 1.000	Several times. Most without a miss (6), Ben Gordon (Chicago), @ Orlando (4-17-06)

### MOST REBOUNDS

<b>Season</b> — 86	Dennis Rodman (Detroit), 21.5 rpg., Four games, 1991-92
<b>Game</b> — 27	Dennis Rodman (Detroit), @ Detroit (2-18-92)
<b>Half</b> — 19	Kevin Garnett (Minnesota), @ Orlando, 1st (12-27-99)
<b>Quarter</b> — 14	Dennis Rodman (Chicago), @ Chicago, 1st (1-3-97)
<b>Overtime</b> — 7	Herb Williams (New York), @ Orlando, 3rd OT (2-14-93)

### MOST OFFENSIVE REBOUNDS

<b>Season</b> — 27	Hakeem Olajuwon (Houston), 5.4 org., Five games, 1990-91
<b>Game</b> — 12	Several times. Most recently, Zaza Pachulia (Atlanta), @ Atlanta (3-19-06)
<b>Half</b> — 10	Ben Wallace (Detroit), @ Detroit, 2nd (3-30-01)
<b>Quarter</b> — 7	Zydrunas Ilgauskas (Cleveland), @ Cleveland, 1st (11-18-05); Oliver Miller (Toronto), @ Toronto, 1st (3-29-98)
<b>Overtime</b> — 4	Herb Williams (New York), @ Orlando, 3rd OT (2-14-93)

### MOST DEFENSIVE REBOUNDS

<b>Season</b> — 61	Dennis Rodman (Detroit), 15.3 drpg., Four games, 1991-92
<b>Game</b> — 23	Kevin Garnett (Minnesota), @ Minnesota (1-12-05)
<b>Half</b> — 14	Several times. Most recently, John Henson (Milwaukee), @ Orlando, 1st (4-10-13)
<b>Quarter</b> — 11	John Henson (Milwaukee), @ Orlando, 2nd (4-10-13)
<b>Overtime</b> — 4	Clarence Weatherspoon (New York), @ New York, 2nd OT (2-28-03)

### MOST ASSISTS

<b>Season</b> — 74	John Stockton (Utah), 14.8 apg., Five games, 1990-91
<b>Game</b> — 22	Tim Hardaway (Golden State), @ Orlando (12-16-94)
<b>Half</b> — 13	Jose Calderon (Toronto), @ Toronto (11-18-12); Mookie Blaylock (Golden State), @ Golden State, 2nd (11-12-00)
<b>Quarter</b> — 10	Jose Calderon (Toronto), @ Toronto, 4th (11-18-12)
<b>Overtime</b> — 5	David Lee (Golden State), @ Golden State (3-11-11)

### MOST STEALS

<b>Season</b> — 18	John Stockton (Utah), 3.2 stlpg., Five games, 1990-91
<b>Game</b> — 9	Allen Iverson (Philadelphia), @ Philadelphia (3-19-00)
<b>Half</b> — 7	Allen Iverson (Philadelphia), @ Philadelphia, 2nd (3-19-00); John Stockton (Utah), @ Utah, 1st (11-21-90)
<b>Quarter</b> — 6	John Stockton (Utah), @ Utah, 1st (11-21-90)
<b>Overtime</b> — 2	Several times. Most recently, Rajon Rondo (Boston), @ Boston, 2nd OT (3-28-07)

## OPPONENT TEAM HIGHS

### MOST BLOCKED SHOTS

<b>Season</b> — 32	Hakeem Olajuwon (Houston), 6.4 blkpg, Five games, 1990-91
<b>Game</b> — 11	Hakeem Olajuwon (Houston), @ Houston (12-20-90)
<b>Half</b> — 7	Theo Ratliff (Atlanta), @ Atlanta, 2nd (2-2-03)
<b>Quarter</b> — 6	Greg Ostertag (Utah), @ Utah, 4th (2-25-00)
<b>Overtime</b> — 3	Theo Ratliff (Portland), @ Orlando (2-24-04)

### MOST TURNOVERS

<b>Season</b> — 22	Allen Iverson (Philadelphia), 5.5 tpg., Four games, 2004-05
<b>Game</b> — 10	Allen Iverson (Philadelphia), @ Philadelphia (3-28-01)
<b>Half</b> — 7	Michael Jordan (Washington), @ Washington, 1st (3-11-03); Charles Barkley (Houston), @ Houston, 2nd (11-8-99)
<b>Quarter</b> — 5	Several times. Most recently, Shaun Livingston (Golden State), vs. Golden State, 4th (11-26-14)

### MOST PERSONAL FOULS

<b>Season</b> — 22	Cliff Levingston (Atlanta), Five games, 1989-90
--------------------	---

### MOST DISQUALIFICATIONS

<b>Season</b> — 3	Several times. Most recently, Serge Ibaka (Oklahoma City), Two games, and Nikola Pekovic (Minnesota), Two games, 2010-11
-------------------	--

### MOST MINUTES PLAYED

<b>Season</b> — 220	Paul Pierce (Boston), 44.0 mpg., Five games, 2002-03
<b>Game</b> — 60	Jimmy Butler (Chicago), @ Chicago (1-15-14)

## OPPONENT TEAM HIGHS

### MOST POINTS

<b>Season</b> — 622	Atlanta, 124.4 ppg., Five games, 1989-90
<b>Game</b> — 148	@ Atlanta (11-11-89)
<b>1st Half</b> — 79	vs. Oklahoma City (1-18-15)
<b>2nd Half</b> — 78	@ Cleveland (1-28-93)
<b>1st Quarter</b> — 50	@ Milwaukee (11-16-89)
<b>2nd Quarter</b> — 44	@ Phoenix (3-9-97)
<b>3rd Quarter</b> — 44	@ Atlanta (11-4-95); @ Phoenix (11-24-89)
<b>4th Quarter</b> — 46	vs. Phoenix (1-29-91)
<b>Overtime</b> — 22	@ Golden State (3-11-11)

### MOST FIELD GOALS MADE

<b>Game</b> — 59	@ Milwaukee (11-16-89)
------------------	------------------------

### MOST FIELD GOALS ATTEMPTED

<b>Game</b> — 121	vs. Washington (3-3-90)
-------------------	-------------------------

### HIGHEST FIELD GOAL PERCENTAGE

<b>Game</b> — .683	@ New York (50-of-79), (11-7-92)
--------------------	----------------------------------

### MOST THREE-POINT FIELD GOALS MADE

<b>Game</b> — 21	@ Golden State (3-11-11)
------------------	--------------------------

### MOST THREE-POINT FIELD GOALS ATTEMPTED

<b>Game</b> — 40	@ Golden State (12-3-07)
------------------	--------------------------

## OPPONENT TEAM HIGHS

### MOST FREE THROWS MADE

Game — 44 vs. Miami (1-22-93)

### MOST FREE THROWS ATTEMPTED

Game — 55 vs. Phoenix (2-20-01)

### HIGHEST FREE THROW PERCENTAGE

Game — 1.000 Several times. Most recently, vs. San Antonio (17-17), (11-29-13)

### MOST REBOUNDS

Game — 73 vs. New York (2-14-93)

### MOST OFFENSIVE REBOUNDS

Game — 29 @ Detroit (3-30-01); @ Dallas (1-18-01)

### MOST DEFENSIVE REBOUNDS

Game — 48 @ Indiana (3-19-13)

### MOST ASSISTS

Game — 41 @ New Jersey (2-6-04)

### MOST STEALS

Game — 24 @ Milwaukee (3-6-92)

### MOST BLOCKED SHOTS

Game — 18 @ Indiana (10-29-13); @ Utah (11-21-01)

### MOST TURNOVERS

Game — 32 @ Golden State (11-12-00)

### MOST PERSONAL FOULS

Game — 39 vs. Milwaukee (11-24-08)

## OPPONENT TEAM LOWS

### FEWEST POINTS

Season — 163 Houston, Two games, 2005-06; Houston, Two games, 1997-98

Game — 66 @ Dallas (1-15-97)

1st Half — 23 vs. Miami (4-22-99)

2nd Half — 19 vs. Miami (3-26-00)

1st Quarter — 8 @ Houston (11-23-94); Miami @ Orlando

2nd Quarter — 6 vs. Washington (1-6-08)

3rd Quarter — 8 vs. Detroit (11-21-12); @ New Jersey (2-10-99)

4th Quarter — 6 vs. Detroit (12-7-93)

Overtime — 2 @ New York (2-5-95); vs. New York (2-14-93)

### FEWEST FIELD GOALS MADE

Game — 20 @ Cleveland (11-3-01)

### FEWEST FIELD GOALS ATTEMPTED

Game — 59 @ Memphis (12-2-05)

### LOWEST FIELD GOAL PERCENTAGE

Game — .253 @ Cleveland (11-3-01)

### FEWEST THREE-POINT FIELD GOALS MADE

Game — 0 Several times. Most recently, @ Detroit (11-3-09)

### FEWEST THREE-POINT FIELD GOALS ATTEMPTED

Game — 0 Several times. Most recently, @ Minnesota (1-14-94)

### LOWEST THREE-POINT FIELD GOAL PERCENTAGE

Game — .000 Several times. Most recently, @ Detroit (0-6), (11-3-09)

### FEWEST FREE THROWS MADE

Game — 1 vs. Phoenix (11-24-13)

### FEWEST FREE THROWS ATTEMPTED

Game — 3 vs. Phoenix (11-24-13)

### LOWEST FREE THROW PERCENTAGE

Game — .375 @ New Orleans (1-27-12); @ Chicago (4-11-98)

### FEWEST REBOUNDS

Game — 21 @ Chicago (12-1-10)

### FEWEST OFFENSIVE REBOUNDS

Game — 2 Several times. Most recently, vs. LA Clippers (11-19-14)

### FEWEST DEFENSIVE REBOUNDS

Game — 13 @ Charlotte (3-5-96)

### FEWEST ASSISTS

Game — 7 @ Dallas (4-1-10)

### FEWEST STEALS

Game — 0 vs. New York (12-28-05)

### FEWEST BLOCKED SHOTS

Game — 0 Several times. Most recently, vs. Washington (10-30-14)

## AMWAY CENTER INDIVIDUAL HIGHS

### FEWEST TURNOVERS

Game — 3 @ Detroit (12-29-08); @ San Antonio (11-21-07)

### FEWEST PERSONAL FOULS

Game — 6 vs. Charlotte (11-10-92)

## AMWAY CENTER INDIVIDUAL HIGHS

### MOST POINTS

Game — 51 LeBron James (MIA), vs. Miami (2-3-11)  
Half — 29 Arron Afflalo, vs. Milwaukee (11-13-13); LeBron James (MIA), vs. Miami, 1st (2-3-11)  
Quarter — 23 LeBron James (MIA), vs. Miami, 1st (2-3-11)  
Overtime — 10 LeBron James (MIA), vs. Miami (12-31-12)

### MOST FIELD GOALS MADE

Game — 17 LeBron James (MIA), vs. Miami (2-3-11)

### MOST FIELD GOALS ATTEMPTED

Game — 29 Carmelo Anthony (NY), vs. New York (1-5-13)

### HIGHEST FIELD GOAL PERCENTAGE (min. four attempts)

Game — 1.000 Most without a miss (9), Chris Bosh (MIA), vs. Miami (1-4-14)

### MOST THREE-POINT FIELD GOALS MADE

Game — 9 Jodie Meeks (DET), vs. Detroit (12-30-14)

### MOST THREE-POINT FIELD GOALS ATTEMPTED

Game — 13 Danilo Gallinari (DEN), vs. Denver (3-22-15); Jameer Nelson, vs. Chicago (1-15-14); Aaron Afflalo, vs. Dallas (11-16-13)

### HIGHEST THREE-POINT FIELD GOAL PERCENTAGE (min. two attempts)

Game — 1.000 Most without a miss (5), E'Twaun Moore, vs. Brooklyn (4-9-14); J.J. Redick, vs. San Antonio (12-23-10)

### MOST FREE THROWS MADE

Game — 25 Dwight Howard (LAL), vs. L.A. Lakers (3-12-13)

### MOST FREE THROWS ATTEMPTED (min. four attempts)

Game — 39 Dwight Howard (LAL), vs. L.A. Lakers (3-12-13)

### HIGHEST FREE THROW PERCENTAGE

Game — 1.000 Most without a miss (11), Victor Oladipo, vs. New York (2-11-15); LeBron James (MIA), vs. Miami (11-20-13)

### MOST REBOUNDS

Game — 29 Nikola Vucevic, vs. Miami (12-31-12)

### MOST OFFENSIVE REBOUNDS

Game — 11 Nikola Vucevic, vs. Miami (11-22-14); Anderson Varejao (CLE), vs. Cleveland (11-23-12)

### MOST DEFENSIVE REBOUNDS

Game — 21 Dwight Howard, vs. Miami (3-13-12)

### MOST ASSISTS

Game — 16 Jordan Farmar (NJ), vs. New Jersey (3-25-11)

## AMWAY CENTER TEAM HIGHS

### MOST STEALS

Game — 6 Jimmy Butler (CHI), vs. Chicago (2-8-15); Lamar Odom (LAC), Eric Bledsoe (LAC), vs. L.A. Clippers (2-6-13)

### MOST BLOCKS

Game — 8 Dwight Howard, vs. Cleveland (2-3-12); Dwight Howard, vs. Minnesota (11-3-10)

### MOST TURNOVERS

Game — 9 Victor Oladipo, vs. Dallas (11-16-13)

## AMWAY CENTER TEAM HIGHS

### MOST POINTS

Game — 129 vs. New York (2-21-14)  
Half — 79 Oklahoma City, 1st (1-18-15)  
Quarter — 42 Oklahoma City, 2nd (1-18-15); vs. Minnesota, 2nd (11-3-10)  
Overtime — 18 vs. Minnesota (11-7-14); Washington (3-14-14); vs. Milwaukee (4-10-13)

### MOST FIELD GOALS MADE

Game — 53 vs. Chicago (1-15-14)

### MOST FIELD GOALS ATTEMPTED

Game — 113 Chicago (1-15-14)

### HIGHEST FIELD GOAL PERCENTAGE

Game — .600 (36-60) Chicago (4-10-11)

### MOST THREE-POINT FIELD GOALS MADE

Game — 18 Cleveland (3-15-15)

### MOST THREE-POINT FIELD GOALS ATTEMPTED

Game — 42 vs. Miami (2-8-12)

### HIGHEST THREE-POINT FIELD GOAL PERCENTAGE

Game — .818 (9-11) vs. Phoenix (11-4-12)

### MOST FREE THROWS MADE

Game — 39 New York (3-1-11)

### MOST FREE THROWS ATTEMPTED

Game — 50 vs. New York (3-1-11)

### HIGHEST FREE THROW PERCENTAGE

Game — 1.000 Most without a miss (17), San Antonio (11-29-13)

### MOST REBOUNDS

Game — 62 vs. Milwaukee (4-10-13)

### MOST OFFENSIVE REBOUNDS

Game — 24 vs. Cleveland (1-30-11)

### MOST DEFENSIVE REBOUNDS

Game — 44 Several times. Most recently, Oklahoma City (1-18-15)

### MOST ASSISTS

Game — 34 vs. Portland (2-10-13)

## AMWAY CENTER TEAM LOWS

### MOST STEALS

Game — 16 Milwaukee (1-29-15); L.A. Clippers (2-6-13)

### MOST BLOCKED SHOTS

Game — 15 vs. Minnesota (11-3-10)

### MOST TURNOVERS

Game — 28 vs. Indiana (4-13-11)

### MOST PERSONAL FOULS

Game — 37 vs. Toronto (11-1-14)

## AMWAY CENTER TEAM LOWS

### FEWEST POINTS

Game — 59 vs. Chicago (3-19-12)

Half — 25 vs. Boston (1-26-12)

Quarter — 7 vs. New York, 2nd (4-11-15)

Overtime — 4 Miami (3-13-12)

### FEWEST FIELD GOALS MADE

Game — 24 vs. Chicago (3-19-12)

### FEWEST FIELD GOALS ATTEMPTED

Game — 60 Chicago (4-10-11)

### LOWEST FIELD GOAL PERCENTAGE

Game — .307 (27-88) Indiana (4-13-11)

### FEWEST THREE-POINT FIELD GOALS MADE

Game — 1 vs. Philadelphia (3-2-14); Indiana (3-11-12); Charlotte (4-1-11)

### FEWEST THREE-POINT FIELD GOALS ATTEMPTED

Game — 9 Charlotte (4-1-11)

### LOWEST THREE-POINT FIELD GOAL PERCENTAGE

Game — .067 (1-15) Minnesota (4-5-14)

### FEWEST FREE THROWS MADE

Game — 1 Phoenix (11-24-13)

### FEWEST FREE THROWS ATTEMPTED

Game — 3 Phoenix (11-24-13)

### LOWEST FREE THROW PERCENTAGE

Game — .375 (3-8) vs. Milwaukee (4-10-13)

### FEWEST REBOUNDS

Game — 25 Washington (10-28-10)

### FEWEST OFFENSIVE REBOUNDS

Game — 2 LA Clippers (11-19-14)

### FEWEST DEFENSIVE REBOUNDS

Game — 21 Cleveland (11-23-12)

## TWO-TEAM HIGHS

### FEWEST ASSISTS

Game — 8 Washington (2-16-11)

### FEWEST STEALS

Game — 1 vs. Houston (12-26-11); Oklahoma City (2-25-11)

### FEWEST BLOCKED SHOTS

Game — 0 Several times. Most recently, Brooklyn (4-9-13)

### FEWEST TURNOVERS

Game — 5 vs. Cleveland (2-3-12)

### FEWEST PERSONAL FOULS

Game — 7 vs. New Jersey (3-25-11)

## TWO-TEAM SINGLE GAME HIGHS

### MOST POINTS

Game — 271 vs. Denver, 155-116 (12-30-90)

Half — 150 vs. Denver, 2nd (12-30-90)

Quarter — 81 vs. Denver, 4th (12-30-90)

One OT period — 41 @ Golden State (3-11-11)

### MOST FIELD GOALS MADE

Game — 110 @ Charlotte (1-26-94)

### MOST FIELD GOALS ATTEMPTED

Game — 233 vs. Washington, 2 OT (3-3-90)

### HIGHEST FIELD GOAL PERCENTAGE

Game — .597 vs. Boston (3-16-90)

### MOST THREE-POINT FIELD GOALS MADE

Game — 36 @ Golden State (3-11-11)

### MOST THREE-POINT FIELD GOALS ATTEMPTED

Game — 67 @ New York (3-28-11); @ Golden State (3-11-11)

### MOST FREE THROWS MADE

Game — 75 vs. New York (3-1-11)

### MOST FREE THROWS ATTEMPTED

Game — 97 vs. New York (3-1-11); @ Golden State (11-20-90)

### HIGHEST FREE THROW PERCENTAGE

Game — .968 vs. San Antonio (11-29-13)

### MOST REBOUNDS

Game — 128 vs. New York, 3 OT (2-14-93)

### MOST OFFENSIVE REBOUNDS

Game — 57 @ Atlanta (11-11-89)

### MOST DEFENSIVE REBOUNDS

Game — 85 vs. Chicago, 3 OT (1-15-14); vs. Milwaukee, OT (4-10-13); @ New York, 2 OT (2-28-03)

## TWO-TEAM LOWS

### MOST ASSISTS

Game — 74 vs. Boston (3-16-90)

### MOST STEALS

Game — 34 @ Milwaukee (3-6-92)

### MOST BLOCKED SHOTS

Game — 30 @ New Jersey (11-20-93)

### MOST TURNOVERS

Game — 50 @ Miami (11-1-00); @ Philadelphia (3-19-00)

### MOST PERSONAL FOULS

Game — 71 @ Golden State (11-20-90)

### MOST PLAYER DISQUALIFICATIONS

Game — 4 @ New York (3-28-11)

### MOST TECHNICAL FOULS

Game — 10 @ Toronto (12-17-95)

## TWO-TEAM SINGLE GAME LOWS

### FEWEST POINTS

Game — 137 vs. Atlanta (3-1-99)  
Half — 57 vs. Miami, 2nd (11-26-97)  
Quarter — 15\* vs. New York, 2nd (4-11-15) (\*NBA Record – any quarter)  
One OT period — 6 vs. New York, 3rd OT (2-14-93)

### FEWEST FIELD GOALS MADE

Game — 48 vs. Denver (2-11-09)

### FEWEST FIELD GOALS ATTEMPTED

Game — 129 vs. Atlanta (1-26-07)

### LOWEST FIELD GOAL PERCENTAGE

Game — .321 vs. New York (11-3-03)

### LOWEST THREE-POINT FIELD GOAL PERCENTAGE

Game — .000 vs. Denver (3-10-92); @ Minnesota (4-13-90)

### FEWEST FREE THROWS MADE

Game — 9 @ Philadelphia (2-4-13)

### FEWEST FREE THROWS ATTEMPTED

Game — 13 @ Philadelphia (2-4-13)

### LOWEST FREE THROW PERCENTAGE

Game — .454 @ Miami (4-17-13)

### FEWEST REBOUNDS

Game — 55 @ Toronto (1-4-06)

### FEWEST OFFENSIVE REBOUNDS

Game — 9 vs. Washington (10-30-14); @ San Antonio (11-22-10); @ New York (1-14-04)

## CONSECUTIVE RECORDS

### FEWEST DEFENSIVE REBOUNDS

Game — 39 vs. L.A. Clippers (1-2-07); vs. New Jersey (4-17-98)

### FEWEST ASSISTS

Game — 21 vs. Portland (12-19-09); @ Indiana (4-19-06)

### FEWEST STEALS

Game — 2 @ Houston (1-22-11)

### FEWEST BLOCKED SHOTS

Game — 1 Several times. Most recently, vs. Washington (10-30-14)

### FEWEST TURNOVERS

Game — 13 @ Detroit (12-29-08); @ Chicago (2-26-02)

### FEWEST PERSONAL FOULS

Game — 15 @ Philadelphia (2-4-13)

## ORLANDO MAGIC CONSECUTIVE RECORDS

### WINNING STREAKS

Overall — 9 12-23-10 to 1-8-11; 1-30-01 to 2-18-01; 11-12-94 to 12-2-94  
Home — 40 3-21-95 to 3-26-96  
Road — 8 11-10-09 to 12-8-09

### LOSING STREAKS

Overall — 19 10-30-03 to 12-5-03  
Home — 16 3-1-90 to 11-6-90  
Road — 16 1-2-14 to 2-25-14; 1-27-06 to 3-21-06

### CONSECUTIVE POINTS IN A GAME

20 Tracy McGrady, vs. Chicago, 2-21-03 (2nd qtr., 47-44 to 3rd qtr., 67-52)  
17 Tracy McGrady, @ Cleveland, 1-26-04 (2nd qtr., 42-44 to 59-57)  
16 Jameer Nelson, vs. San Antonio, 2-9-07 (3rd qtr., 69-74 to 4th qtr., 85-84)  
15 Hedo Turkoglu, vs. Atlanta, 2-10-05 (2nd qtr., 38-25 to 53-37)  
14 Shaquille O'Neal, @ Phoenix, 1-17-96 (3rd qtr., 45-63 to 56-77)  
13 Three times. Most recently, Tracy McGrady, vs. Washington, 3-10-04 (2nd qtr., 21-17 to 34-22)

### CONSECUTIVE GAMES WITH A THREE-POINT FIELD GOAL

78 Dennis Scott (4-19-95 through 4-7-96)



## CONSECUTIVE RECORDS

### CONSECUTIVE FREE THROWS

47	Darrell Armstrong	Last 1 @ Dallas (11-13-99) 6 vs. Portland (11-17-99) 6 vs. Charlotte (11-19-99) 3 @ Atlanta (11-20-99) 3 vs. Dallas (11-24-99) 4 @ New York (11-27-99) 5 @ Detroit (11-28-99) 2 vs. Sacramento (11-30-99) 2 @ Minnesota (12-2-99) 4 @ Denver (12-3-99) 6 @ L.A. Lakers (12-5-99) 1 @ Phoenix (12-7-99) 4 vs. Chicago (12-11-99)
42	Darrell Armstrong	3-2-01 to 3-20-01, 11 games
39	Scott Skiles	1-8-94 to 2-23-94, 21 games
37	Scott Skiles	2-17-93 to 3-5-93, 8 games
36	Scott Skiles	12-26-91 to 1-17-92, 11 games
35	Darrell Armstrong	4-4-00 to 11-1-01, 11 games
35	Troy Hudson	12-21-01 to 1-19-02, 15 games
35	Ryan Anderson	3-21-12 to 4-25-12, 14 games

### INDIVIDUAL (CAREER)

Most consecutive starts without missing a game -	201	Dwight Howard, 3-24-06 to 12-12-08
Most consecutive games played -	351	Dwight Howard, 11-3-04 to 12-12-0
Most consecutive games with 30 or more points -	14	Tracy McGrady, 3-5-03 to 4-1-03
Most consecutive games with 20 or more points -	45	Tracy McGrady, 12-25-02 to 4-1-03
Most consecutive games with 10 or more points -	116	Tracy McGrady, 1-24-02 to 11-5-03
Most consecutive games with 10 or more rebounds -	33	Dwight Howard, 1-21-11 to 4-1-11
Most consecutive games with a double-double -	33	Dwight Howard, 1-21-11 to 4-1-11

### TEAM (SEASON)

Most consecutive +100 point games -	29	2-24-90 to 4-22-90
Most consecutive games under 100 points -	29	12-13-97 to 2-16-98
Most consecutive games holding opponent under 100 points -	11	1-18-10 to 2-7-10; 3-17-00 to 4-9-00
Most consecutive games to shoot +.500 -	5	Several times. Most recently, 4-4-07 to 4-14-07
Most consecutive games to shoot -.500 -	26	10-29-03 to 12-17-03
Most consecutive games for opponent to shoot +.500 -	7	4-1-90 to 4-13-90
Most consecutive games for opponent to shoot -.500 -	26	12-29-04 to 2-22-05
Most consecutive overtime games played -	3	1-18-01 to 1-23-01

## ALL-TIME INDIVIDUAL HIGH-POINT GAMES

### REGULAR SEASON

<i>Opponent</i>	<i>Magic Game High</i>	<i>Opponent Game High</i>
Atlanta	40, McGrady (@ Atlanta, 12-8-01)	40, Johnson (@ Atlanta, 3-19-06)
Boston	44, McGrady (@ Orlando, 1-16-04)	46, Bird (@ Orlando, 3-16-90)
Brooklyn	50, Anderson (@ New Jersey, 4-23-93)	41, Gill (@ New Jersey, 1-13-97)
Charlotte	45, Howard (@ Orlando, 2-17-09)	42, Walker (@ Charlotte, 12-27-14)
Chicago	52, McGrady (@ Orlando, 2-21-03)	64, Jordan (@ Chicago, 1-16-93)
Cleveland	41, McGrady (@ Orlando, 12-25-03)	43, James (@ Cleveland, 3-17-09)
Dallas	43, O'Neal (@ Dallas, 3-3-94)	38, Nowitzki (@ Orlando, 3-31-06)
		38, Nowitzki (@ Dallas, 1-18-01)
Denver	51, McGrady (@ Denver, 11-14-03)	40, Gallinari (@ Orlando, 3-22-15)
Detroit	46, McGrady (@ Orlando, 12-25-02)	42, Hill (@ Orlando, 1-3-00)
	46, O'Neal (@ Detroit, 2-16-93)	
Golden State	49, Catledge (@ Golden State, 1-13-90)	40, Sprewell (@ Golden State, 12-16-94)
Houston	39, McGrady (@ Houston, 2-16-02)	37, Yao (@ Houston, 3-11-07)
		37, Yao (@ Orlando, 1-25-04)
Indiana	49, O'Neal (@ Indiana, 12-9-93)	38, O'Neal (@ Indiana, 1-15-05)
		38, Miller (@ Indiana, 4-2-94)
		38, Miller (@ Orlando, 4-6-90)
L.A. Clippers	47, McGrady (@ L.A. Clippers, 12-10-01)	35, Brand (@ Orlando, 2-1-06)
L.A. Lakers	46, O'Neal (@ Orlando, 3-8-95)	41, Bryant (@ Orlando, 12-20-09)
		41, Bryant (@ Orlando, 11-12-04)
Memphis	37, Hardaway (@ Orlando, 11-22-95)	32, Gay (@ Orlando, 12-15-07)
Miami	42, O'Neal (@ Miami, 11-5-93)	56, Rice (@ Miami, 4-15-95)
	42, Anderson (@ Orlando, 11-16-92)	
Milwaukee	48, McGrady (@ Orlando, 3-5-03)	40, Redd (@ Milwaukee, 1-21-04)
	48, McGrady (@ Orlando, 3-19-02)	
Minnesota	53, O'Neal (@ Orlando, 4-20-94)	36, Davis (@ Orlando, 4-1-07)
		36, Corbin (@ Minnesota, 4-13-90)
New Orleans	48, Carter (@ Orlando, 2-8-10)	40, West (@ New Orleans, 2-26-10)
		40, Mashburn (@ New Orleans, 3-26-03)
New York	41, O'Neal (@ Orlando, 2-28-95)	44, Anthony (vs. New York, 2-21-14)
	41, O'Neal (@ Orlando, 2-5-95)	
	41, O'Neal (@ New York, 11-10-94)	
Oklahoma City	41, McGrady (@ Seattle, 11-19-02)	45, Lewis (@ Seattle, 1-11-06)
Philadelphia	44, McGrady (@ Philadelphia, 3-28-01)	60, Iverson (@ Philadelphia, 2-12-05)
Phoenix	44, McGrady (@ Orlando, 2-20-01)	39, Barbosa (@ Orlando, 11-10-07)
Portland	41, O'Neal (@ Orlando, 3-2-96)	37, Wallace (@ Portland, 12-15-01)
		37, Wallace (@ Orlando, 11-19-00)
Sacramento	44, McGrady (@ Orlando, 11-9-01)	42, Bibby (@ Sacramento, 1-15-06)
San Antonio	38, McGrady (@ San Antonio, 1-20-01)	47, Duncan (@ Orlando, 12-5-03)
Toronto	39, Howard (@ Toronto, 1-4-09)	41, Bosh (@ Toronto, 2-7-07)
Utah	43, McGrady (@ Orlando, 2-18-04)	40, Malone (@ Orlando, 3-12-03)
Washington	62, McGrady (@ Orlando, 3-10-04)	48, Jamison (@ Washington, 4-17-07)

# ORLANDOMAGIC.COM

## Featuring:

- John Denton's Analysis
- Stories from Savage and Cohen
- Videos, Photos and Highlights
- Up-to-Date Rosters, Stats and Schedules
- Behind-the-Scenes Player Features
- Magic Gameday with Dante & Galante
- and much more

# ELORLANDOMAGIC.COM

## Cobertura Más Completa del Orlando Magic en Español

- Noticias de Último Minuto
- Videos, Fotos y Entrevistas
- Cobertura de Todos los Juegos
- Eventos en la Comunidad
- Y Mucho Más...Todo en Español

Learn more about a career with the Orlando Magic, visit [ORLANDOMAGICCAREERS.COM](http://ORLANDOMAGICCAREERS.COM).

# PLAYOFFS

**PURE MAGIC** THE OFFICIAL WEBSITE OF THE ORLANDO MAGIC

LANGUAGE: EN  
TICKET LOGIN

TICKETS SCHEDULE TEAM NEWS MULTIMEDIA DANCERS SHOP MORE

f t s g p Search

**Fresh for Florida Kids 2015 STUDENT CHEF COOK-OFF** ENTER NOW! (OPEN)

6 LOCATIONS THROUGHOUT FLORIDA • CASH PRIZES • GRADES 4-12



Film Room: Elfrid Payton on Defense

**PURE FLEXIBILITY**  
2015-16 Season Tickets  
**NEW!**  
On-court moments | Seat upgrades  
Behind-the-scenes access  
CHOOSE YOUR EXPERIENCE



2015-16 Magic Players First NBA Made Shots













2008/2007 PLAYOFFS

2003/2002 PLAYOFFS

2008 PLAYOFF STATISTICS (1-4)

Table with 17 columns: PLAYER, G, GS MIN, FG FGA PCT, 3-POINT FG FGA PCT, FREE THROWS FT FTA PCT, REBOUNDS OFF DEF TOT, AST PF DQ STL TO BLK PTS AVG. Rows include Lewis, Turkoglu, Howard, Nelson, Evans, Dooling, Bogans, Arroyo, Augustine, Gortat, Garrity, Foyle, Redick, MAGIC, PISTONS.

2003 PLAYOFF STATISTICS (3-4)

Table with 17 columns: PLAYER, G, GS MIN, FG FGA PCT, 3-POINT FG FGA PCT, FREE THROWS FT FTA PCT, REBOUNDS OFF DEF TOT, AST PF DQ STL TO BLK PTS AVG. Rows include McGrady, Gooden, Armstrong, Gircek, Vaughn, DeClercq, Garrity, Whitney, Kemp, Burke, Hunter, Sasser, MAGIC, PISTONS.

2007 PLAYOFF STATISTICS (0-4)

Table with 17 columns: PLAYER, G, GS MIN, FG FGA PCT, 3-POINT FG FGA PCT, FREE THROWS FT FTA PCT, REBOUNDS OFF DEF TOT, AST PF DQ STL TO BLK PTS AVG. Rows include Howard, Hill, Nelson, Turkoglu, Milicic, Dooling, Arroyo, Battie, Redick, Ariza, MAGIC, PISTONS.

2002 PLAYOFF STATISTICS (1-3)

Table with 17 columns: PLAYER, G, GS MIN, FG FGA PCT, 3-POINT FG FGA PCT, FREE THROWS FT FTA PCT, REBOUNDS OFF DEF TOT, AST PF DQ STL TO BLK PTS AVG. Rows include McGrady, Armstrong, Hudson, Garrity, Williams, Ewing, Miller, Grant, Reid, Buechler, DeClercq, Jackson, MAGIC, HORNETS.









# 1994 PLAYOFFS

## 1994 PLAYOFF STATISTICS (0-3)

### FIRST ROUND VS. INDIANA

PLAYER	G	GS	MIN	-FIELD GOALS-			-3-POINT FG-			-FREE THROWS-			-REBOUNDS-			AST	PF	DQ	STL	TO	BLK	PTS	AVG
				FG	FGA	PCT	FG	FGA	PCT	FT	FTA	PCT	OFF	DEF	TOT								
O'Neal	3	3	126	23	45	.511	0	0	—	16	34	.471	17	23	40	7	13	0	2	10	9	62	20.7
Hardaway	3	3	133	22	50	.440	5	11	.455	7	10	.700	8	12	20	21	10	0	5	20	6	56	18.7
Anderson	3	3	120	13	34	.382	8	20	.400	9	12	.750	2	8	10	10	8	0	5	5	2	43	14.3
Scott	3	3	99	14	41	.341	7	22	.318	8	10	.800	1	5	6	3	7	0	2	8	3	43	14.3
Avent	2	0	40	6	13	.462	0	0	—	7	8	.875	8	3	11	1	2	0	0	1	0	19	9.5
Royal	3	0	45	6	14	.429	0	0	—	9	12	.750	1	3	4	5	3	0	1	2	0	21	7.0
Krystkowiak	3	3	92	7	18	.389	0	0	—	4	4	1.000	7	18	25	9	10	0	3	2	2	18	6.0
Skiles	2	0	23	4	8	.500	0	2	.000	1	1	1.000	1	0	1	3	2	0	0	5	0	9	4.5
Rollins	3	0	29	2	5	.400	0	0	—	0	0	—	3	0	3	0	9	0	1	0	1	4	1.3
Bowie	2	0	13	0	1	.000	0	0	—	0	0	—	0	0	0	0	3	0	0	0	0	0	0.0
MAGIC	3	-	720	97	229	.424	20	55	.364	61	91	.670	48	72	120	59	67	0	19	57	23	275	91.7
OPPONENTS	3	-	720	107	237	.451	11	34	.324	66	88	.750	45	74	119	74	71	0	38	43	20	291	97.0



# INDIVIDUAL PLAYOFF HIGHS

## MOST POINTS

- Game** – 46 Dwight Howard, vs. Atlanta (4-16-11); Tracy McGrady, @ Detroit (4-23-03)
- Half** – 31 Dwight Howard, vs. Atlanta, 1st (4-16-11)
- Quarter** – 20 Dwight Howard, vs. Atlanta, 2nd (4-19-11); Jameer Nelson, vs. Atlanta, 3rd (4-16-11)
- Overtime** – 10 Dwight Howard, vs. Cleveland (5-26-09)

## MOST FIELD GOALS MADE

- Game** – 18 Shaquille O'Neal, vs. Atlanta (5-8-96)
- Half** – 12 Anfernee Hardaway, vs. Miami, 1st (4-29-97)
- Quarter** – 8 Three times. Most recently, Jameer Nelson, vs. Atlanta, 3rd (4-16-11)
- Overtime** – 4 Dwight Howard, vs. Cleveland (5-26-09)

## MOST FIELD GOALS ATTEMPTED

- Game** – 34 Tracy McGrady, @ Milwaukee (4-22-01)
- Half** – 21 Anfernee Hardaway, vs. Miami, 1st (4-29-97)
- Quarter** – 13 Tracy McGrady, @ Milwaukee, 2nd (4-25-01)
- Overtime** – 6 Tracy McGrady, vs. Milwaukee (4-28-01)

## MOST THREE-POINT FIELD GOALS MADE

- Game** – 7 Dennis Scott, vs. Indiana (5-25-95)
- Half** – 4 Several times. Most recently, Jameer Nelson, vs. Atlanta, 2nd (4-16-11)
- Quarter** – 4 Three times. Most recently, Jameer Nelson, vs. Atlanta, 3rd (4-16-11)
- Overtime** – 2 Jameer Nelson, @ Boston (5-24-10)

## MOST THREE-POINT FIELD GOALS ATTEMPTED

- Game** – 15 Dennis Scott, vs. Indiana (5-25-95)
- Half** – 9 Rafer Alston, vs. Cleveland, 2nd (5-26-09)
- Quarter** – 6 Several times. Most recently, Jameer Nelson, vs. Atlanta, 3rd (4-16-11)
- Overtime** – 3 Dennis Scott, vs. Houston (6-7-95)

## MOST FREE THROWS MADE

- Game** – 15 Dwight Howard, vs. Atlanta (4-19-11)
- Half** – 12 Dwight Howard, vs. Cleveland, 2nd (5-24-09)
- Quarter** – 10 Dwight Howard, vs. Atlanta, 2nd (4-19-11)
- Overtime** – 4 Troy Hudson, @ Charlotte (4-23-02)

## MOST FREE THROWS ATTEMPTED

- Game** – 22 Dwight Howard, vs. Atlanta (4-16-11)
- Half** – 15 Dwight Howard, vs. Cleveland, 2nd (5-24-09)
- Quarter** – 13 Dwight Howard, vs. Atlanta, 2nd (4-19-11)
- Overtime** – 4 Several times. Most recently, Rashard Lewis, vs. Cleveland (5-26-09)

## MOST REBOUNDS

- Game** – 24 Dwight Howard, vs. Philadelphia (4-28-09)
- Half** – 16 Shaquille O'Neal, vs. Chicago, 1st (5-16-95)
- Quarter** – 11 Dwight Howard, vs. L.A. Lakers, 1st (6-11-09)
- Overtime** – 5 Dwight Howard, @ Boston (5-24-10)

## MOST OFFENSIVE REBOUNDS

- Game** – 14 Shaquille O'Neal, vs. Chicago (5-16-95)
- Half** – 13 Shaquille O'Neal, vs. Chicago, 1st (5-16-95)
- Quarter** – 8 Shaquille O'Neal, vs. Chicago, 1st (5-16-95)
- Overtime** – 2 Glen Davis, vs. Indiana (5-5-12)

## MOST DEFENSIVE REBOUNDS

- Game** – 18 Dwight Howard, @ Boston (5-14-09)
- Half** – 10 Dwight Howard, @ Boston, 2nd (5-14-09)
- Quarter** – 8 Dwight Howard, vs. L.A. Lakers, 1st (6-11-09)
- Overtime** – 4 Tracy McGrady, @ Charlotte (4-23-02)

## INDIVIDUAL/TEAM PLAYOFF HIGHS

### MOST ASSISTS

<b>Game</b> – 15	Anfernee Hardaway, vs. Indiana (5-25-95)
<b>Half</b> – 10	Hedo Turkoglu, @ Cleveland, 2nd (5-20-09)
<b>Quarter</b> – 7	Several times. Most recently, Hedo Turkoglu, @ Cleveland, 4th (5-20-09)
<b>Overtime</b> – 2	Jameer Nelson, vs. Indiana (5-5-12); Tracy McGrady, vs. Milwaukee (4-28-01)

### MOST STEALS

<b>Game</b> – 6	Nick Anderson, vs. Atlanta (5-10-96)
<b>Half</b> – 4	Several times. Most recently, Marcin Gortat, @ Philadelphia, 2nd (4-30-09)
<b>Quarter</b> – 4	Marcin Gortat, @ Philadelphia, 4th (4-30-09)
<b>Overtime</b> – 1	Several times. Most recently, Dwight Howard & Rafer Alston, vs. Cleveland (5-26-09)

### MOST BLOCKED SHOTS

<b>Game</b> – 9	Dwight Howard, vs. Charlotte (4-18-10); Dwight Howard, vs. L.A. Lakers (6-11-09) <i>*NBA Finals Record</i>
<b>Half</b> – 8	Dwight Howard, vs. Charlotte, 1st (4-18-10)
<b>Quarter</b> – 6	Dwight Howard, vs. Charlotte, 1st (4-18-10)
<b>Overtime</b> – 2	Tracy McGrady, @ Charlotte (4-23-02)

### MOST TURNOVERS

<b>Game</b> – 10	Anfernee Hardaway, vs. Indiana (5-2-94)
<b>Half</b> – 7	Anfernee Hardaway, vs. Indiana, 2nd (5-2-94)
<b>Quarter</b> – 5	Hedo Turkoglu, @ Toronto, 3rd (4-26-08)
<b>Overtime</b> – 2	Jameer Nelson, @ Boston (5-24-10)

### MOST MINUTES PLAYED

<b>Game</b> – 51	Tracy McGrady, vs. Charlotte, OT (4-27-02)
------------------	--

## MAGIC TEAM PLAYOFF HIGHS

---

### MOST POINTS

<b>Game</b> – 124	vs. Boston (4-28-95)
<b>First Half</b> – 67	vs. Atlanta (5-10-96)
<b>Second Half</b> – 70	vs. Boston (4-28-95)
<b>First Quarter</b> – 43	vs. Toronto (4-20-08)
<b>Second Quarter</b> – 37	@ Cleveland (5-30-09)
<b>Third Quarter</b> – 36	Three times. Most recently @ Detroit (5-5-08)
<b>Fourth Quarter</b> – 39	vs. Boston (5-8-09)
<b>Overtime</b> – 16	vs. Cleveland (5-26-09)

### MOST FIELD GOALS MADE

<b>Game</b> – 48	vs. Atlanta (5-8-96); vs. Houston, OT (6-7-95)
<b>Half</b> – 27	vs. Atlanta, 1st (5-10-96)
<b>Quarter</b> – 16	vs. Toronto (4-20-08); vs. Atlanta, 1st (5-10-96)
<b>Overtime</b> – 5	vs. Cleveland (5-26-09)

### MOST FIELD GOALS ATTEMPTED

<b>Game</b> – 103	vs. Houston, OT (6-7-95)
<b>Half</b> – 49	vs. Milwaukee, 1st (5-1-01); vs. Houston, 1st (6-7-95)
<b>Quarter</b> – 28	vs. Milwaukee, 1st (4-28-01); vs. Chicago, 1st (5-16-95)
<b>Overtime</b> – 10	vs. Indiana (5-5-12); vs. Milwaukee (4-28-01)

### HIGHEST FIELD GOAL PERCENTAGE

<b>Game</b> – .625	40-64 FG-FGA, vs. L.A. Lakers (6-9-09)
--------------------	--

### MOST THREE-POINT FIELD GOALS MADE

<b>Game</b> – 17	vs. Cleveland (5-26-09)
<b>Half</b> – 11	vs. Cleveland, 2nd (5-26-09); vs. Toronto, 1st (4-20-08)
<b>Quarter</b> – 9	vs. Toronto, 1st (4-20-08)
<b>Overtime</b> – 2	@ Boston (5-24-10)

## TEAM PLAYOFF HIGHS

### MOST THREE-POINT FIELD GOALS ATTEMPTED

<b>Game</b> – 38	vs. Cleveland (5-26-09)
<b>Half</b> – 23	vs. Cleveland, 2nd (5-26-09)
<b>Quarter</b> – 13	vs. Boston, 3rd (5-4-09); vs. Indiana, 4th (6-2-95)
<b>Overtime</b> – 4	Several times. Most recently, @ L.A. Lakers (6-7-09)

### HIGHEST THREE-POINT FIELD GOAL PERCENTAGE

<b>Game</b> – .619	13-21 3FG-3FGA, @ Boston (5-17-09)
--------------------	------------------------------------

### MOST FREE THROWS MADE

<b>Game</b> – 39	vs. Cleveland (5-24-09)
<b>Half</b> – 30	vs. Cleveland, 2nd (5-24-09)
<b>Quarter</b> – 19	vs. Cleveland, 4th (5-24-09)
<b>Overtime</b> – 7	@ Charlotte (4-23-02)

### MOST FREE THROWS ATTEMPTED

<b>Game</b> – 51	vs. Cleveland (5-24-09)
<b>Half</b> – 35	vs. Cleveland, 2nd (5-24-09)
<b>Quarter</b> – 23	Several times. Most recently, vs. Charlotte, 4th (4-26-10)
<b>Overtime</b> – 11	@ Charlotte (4-23-02)

### HIGHEST FREE THROW PERCENTAGE

<b>Game</b> – .957	22-23 FT-FTA, vs. Miami (4-29-97)
--------------------	-----------------------------------

### MOST REBOUNDS

<b>Game</b> – 57	vs. Houston, OT (6-7-95)
<b>Half</b> – 32	vs. Atlanta, 1st (4-19-11)
<b>Quarter</b> – 19	vs. Houston, 4th, (6-7-95)
<b>Overtime</b> – 8	@ Boston (5-24-10)

### MOST OFFENSIVE REBOUNDS

<b>Game</b> – 22	vs. Chicago (5-16-95)
<b>Half</b> – 17	vs. Chicago, 1st (5-16-95)
<b>Quarter</b> – 11	vs. Chicago, 1st (5-16-95)
<b>Overtime</b> – 3	vs. Indiana (5-5-12)

### MOST DEFENSIVE REBOUNDS

<b>Game</b> – 41	vs. Atlanta (5-8-10); vs. Houston, OT (6-7-95)
<b>Half</b> – 22	Several times. Most recently @ Atlanta, 1st (5-8-10)
<b>Quarter</b> – 14	@ Atlanta, 3rd (5-10-10)
<b>Overtime</b> – 6	@ Boston (5-24-10); @ Charlotte (4-23-02)

### MOST ASSISTS

<b>Game</b> – 34	vs. Detroit (4-26-96)
<b>Half</b> – 19	vs. Boston, 2nd (4-28-95)
<b>Quarter</b> – 13	vs. Toronto, 1st (4-20-08)
<b>Overtime</b> – 3	vs. Indiana (5-5-12); @ L.A. Lakers (6-7-09)

### MOST STEALS

<b>Game</b> – 12	vs. Philadelphia (5-9-99); vs. Indiana (5-23-95)
<b>Half</b> – 8	vs. Philadelphia, 2nd (4-30-09); vs. Indiana, 2nd (5-23-95)
<b>Quarter</b> – 5	Several times. Most recently, vs. Indiana, 2nd (5-5-12)
<b>Overtime</b> – 2	vs. Cleveland (5-26-09)

### MOST BLOCKED SHOTS

<b>Game</b> – 12	vs. Indiana (4-28-94)
<b>Half</b> – 8	vs. Charlotte (4-18-10)
<b>Quarter</b> – 6	vs. Charlotte, 1st (4-18-10); @ Indiana, 2nd (5-29-95)
<b>Overtime</b> – 2	@ Charlotte (4-23-02); vs. Houston (6-7-95)

## TEAM PLAYOFF LOWS

### MOST TURNOVERS

<b>Game</b> – 26	@ Philadelphia (5-13-99)
<b>Half</b> – 14	@ Chicago, 1st (5-14-95)
<b>Quarter</b> – 8	@ Boston (5-24-10)
<b>Overtime</b> – 4	@ Boston (5-24-10)

### LARGEST DEFICIT OVERCOME TO WIN

<b>Game</b> – 20	vs. Miami (4-29-97)
------------------	---------------------

## MAGIC TEAM PLAYOFF LOWS

---

### FEWEST POINTS SCORED

<b>Game</b> – 64	@ Miami (4-24-97)
<b>First Half</b> - 30	@ Miami (4-24-97)
<b>Second Half</b> - 29	vs. Chicago (5-25-96)
<b>First Quarter</b> - 10	@ Miami (4-24-97)
<b>Second Quarter</b> - 11	@ Detroit (5-5-08)
<b>Third Quarter</b> – 13	@ Indiana (4-30-12); @ Boston (5-22-10)
<b>Fourth Quarter</b> -10	@ Detroit (4-30-03); vs. Chicago (5-25-96)
<b>Overtime</b> -4	vs. L.A. Lakers (6-11-09)

### FEWEST FIELD GOALS MADE

<b>Game</b> – 23	@ L.A. Lakers (6-04-09)
<b>Half</b> – 9	@ L.A. Lakers, 2nd (6-4-09); @ Detroit, 2nd (4-30-03)
<b>Quarter</b> – 2	@ Detroit, 2nd (5-5-08); vs. Detroit, 4th (4-25-03)
<b>Overtime</b> – 1	vs. L.A. Lakers (6-11-09); vs. Charlotte (4-27-02)

### FEWEST FIELD GOALS ATTEMPTED

<b>Game</b> – 62	@ Detroit (4-21-07)
<b>Half</b> – 27	@ Charlotte, 2nd (4-20-02)
<b>Quarter</b> – 11	Three times. Most recently, @ Charlotte, 4th (4-20-02)
<b>Overtime</b> – 5	@ Charlotte (4-23-02)

### LOWEST FIELD GOAL PERCENTAGE

<b>Game</b> – .299	23-77 FG-FGA, @ L.A. Lakers (6-4-09)
--------------------	--------------------------------------

### FEWEST FREE THROWS MADE

<b>Game</b> – 8	@ Indiana (4-30-12); @ Chicago (5-19-96)
<b>Half</b> – 2	vs. Indiana, 1st (5-2-12); vs. Philadelphia, 1st (5-11-99)
<b>Quarter</b> – 0	Several times. Most recently, vs. Indiana, 1st (5-2-12)
<b>Overtime</b> – 0	@ Boston (5-24-10)

### FEWEST FREE THROWS ATTEMPTED

<b>Game</b> – 12	@ Boston (5-12-09)
<b>Half</b> – 3	@ Charlotte, 1st (4-24-10)
<b>Quarter</b> – 0	Several times. Most recently, @ Indiana, 3rd (4-28-12)
<b>Overtime</b> – 1	vs. Indiana (5-5-12); @ L.A. Lakers (6-7-09)

### LOWEST FREE THROW PERCENTAGE

<b>Game</b> – .333	8-24 FT-FTA, @ Chicago, (5-19-96)
--------------------	-----------------------------------

### FEWEST REBOUNDS

<b>Game</b> – 24	vs. Chicago (5-27-96)
<b>Half</b> – 12	vs. Chicago, 1st and 2nd (5-27-96)
<b>Quarter</b> – 4	Several times. Most recently, vs. Indiana, 1st (5-2-12)
<b>Overtime</b> – 1	vs. Cleveland (5-26-09)

## LOWS/OPPONENT INDIVIDUAL PLAYOFF HIGHS

### FEWEST OFFENSIVE REBOUNDS

<b>Game</b> – 3	Several times. Most recently, @ Boston (5-22-10)
<b>Half</b> – 0	@ Atlanta, 1st (5-10-10); vs. Philadelphia, 1st (4-26-09)
<b>Quarter</b> – 0	Several times. Most recently, vs. Indiana, 3rd (5-5-12)
<b>Overtime</b> – 0	@ Charlotte (4-23-02); vs. Milwaukee (4-28-01)

### FEWEST DEFENSIVE REBOUNDS

<b>Game</b> – 19	vs. Chicago (5-27-96); @ Indiana (5-27-95)
<b>Half</b> – 7	Several times. Most recently, vs. Philadelphia, 2nd (4-22-09)
<b>Quarter</b> – 2	Several times. Most recently, @ Detroit, 2nd (5-4-03)
<b>Overtime</b> – 0	vs. Cleveland (5-26-09)

### FEWEST ASSISTS

<b>Game</b> – 9	vs. Atlanta (4-19-11)
<b>Half</b> – 2	vs. Miami, 1st (4-29-97)
<b>Quarter</b> – 0	vs. Miami, 1st (4-29-97)
<b>Overtime</b> – 0	@ Boston (5-24-10)

### FEWEST STEALS

<b>Game</b> – 1	@ Detroit (5-13-08); @ Detroit (4-23-07)
<b>Half</b> – 0	Several times. Most recently, @ Indiana, 2nd (4-28-12)
<b>Quarter</b> – 0	Several times. Most recently, @ Indiana, 4th (5-8-12)
<b>Overtime</b> – 0	Several times. Most recently, @ Indiana, 4th (5-8-12)

### FEWEST BLOCKED SHOTS

<b>Game</b> – 0	Several times. Most recently, vs. Detroit (4-28-07)
<b>Half</b> – 0	Several times. Most recently, vs. Indiana, 1st (5-5-12)
<b>Quarter</b> – 0	Several times. Most recently, @ Indiana, 3rd (5-8-12)
<b>Overtime</b> – 0	Several times. Most recently, vs. Indiana (5-5-12)

### FEWEST TURNOVERS

<b>Game</b> – 6	vs. Atlanta (4-26-11)
<b>Half</b> – 1	vs. Charlotte, 2nd (4-26-10)
<b>Quarter</b> – 0	Several times. Most recently, vs. Atlanta, 3rd (5-6-10)
<b>Overtime</b> – 0	@ Charlotte (4-23-02); vs. Milwaukee (4-28-01)

## OPPONENT INDIVIDUAL PLAYOFF HIGHS

---

### MOST POINTS

<b>Game</b> – 49	LeBron James (Cleveland), @ Cleveland (5-20-09)
<b>Half</b> – 29	Michael Jordan (Chicago), @ Chicago, 1st (5-12-95)
<b>Quarter</b> – 20	Jamal Crawford (Atlanta), @ Atlanta, 2nd (4-24-11); Reggie Miller (Indiana), @ Indiana, 1st (6-2-95)
<b>Overtime</b> – 10	LeBron James (Cleveland), @ Orlando (5-26-09)

### MOST FIELD GOALS MADE

<b>Game</b> – 20	LeBron James (Cleveland), @ Cleveland (5-20-09)
<b>Half</b> – 11	Several times. Most recently, LeBron James (Cleveland), @ Cleveland, 1st (5-20-09)
<b>Quarter</b> – 7	Several times. Most recently, Kobe Bryant (L.A. Lakers), @ Orlando, 1st (6-9-09)
<b>Overtime</b> – 3	Several times. Most recently, LeBron James (Cleveland), @ Orlando (5-26-09)

### MOST FIELD GOALS ATTEMPTED

<b>Game</b> – 34	Kobe Bryant (L.A. Lakers), @ Los Angeles (6-4-09)
<b>Half</b> – 18	Kobe Bryant (L.A. Lakers), @ Los Angeles, 1st (6-4-09); Michael Jordan (Chicago), @ Chicago, 1st (5-12-95)
<b>Quarter</b> – 13	Michael Jordan (Chicago), @ Orlando, 1st (5-10-95)
<b>Overtime</b> – 7	LeBron James (Cleveland), @ Orlando (5-26-09)

## OPPONENT INDIVIDUAL PLAYOFF HIGHS

### MOST THREE-POINT FIELD GOALS MADE

<b>Game</b> – 7	Three times. Most recently, Chauncey Billups (Detroit), @ Orlando (5-2-03)
<b>Half</b> – 6	Chauncey Billups (Detroit), @ Orlando, 1st (5-2-03); Kenny Smith (Houston), @ Orlando, 2nd (6-7-95)
<b>Quarter</b> – 5*	Chauncey Billups (Detroit), @ Orlando, 1st (5-2-03); *Kenny Smith (Houston), @ Orlando, 3rd (6-7-95) * <b>Ties NBA Finals record</b>
<b>Overtime</b> – 2	Several times. Most recently, Ray Allen (Boston), @ Boston (5-24-10)

### MOST THREE-POINT FIELD GOALS ATTEMPTED

<b>Game</b> – 14	Chauncey Billups (Detroit), @ Orlando (5-2-03); Steve Smith (Atlanta), @ Atlanta (5-13-96)
<b>Half</b> – 9	Steve Smith (Atlanta), @ Atlanta, 1st (5-13-96)
<b>Quarter</b> – 7	Danny Granger (Indiana), @ Indiana, 3rd (4-30-12); Jamal Crawford (Atlanta), @ Atlanta, 2nd (4-28-11)
<b>Overtime</b> – 5	LeBron James (Cleveland), @ Orlando (5-26-09)

### MOST FREE THROWS MADE

<b>Game</b> – 18	LeBron James (Cleveland), @ Orlando (5-24-09)
<b>Half</b> – 14	Paul Pierce (Boston), @ Orlando, 2nd (5-8-09)
<b>Quarter</b> – 10	Rajon Rondo (Boston), @ Boston, 3rd (5-4-09)
<b>Overtime</b> – 5	Pau Gasol (L.A. Lakers), @ Los Angeles (6-7-09)

### MOST FREE THROWS ATTEMPTED

<b>Game</b> – 24	LeBron James (Cleveland), @ Orlando (5-24-09)
<b>Half</b> – 16	LeBron James (Cleveland), @ Orlando, 2nd (5-24-09); Ben Wallace (Detroit), @ Orlando, 2nd (5-2-03)
<b>Quarter</b> – 16	Ben Wallace (Detroit), @ Orlando, 4th (5-2-03)
<b>Overtime</b> – 5	Pau Gasol (L.A. Lakers), @ Los Angeles (6-7-09)

### MOST REBOUNDS

<b>Game</b> – 24	Ben Wallace (Detroit), @ Orlando (4-27-03)
<b>Half</b> – 14	Ben Wallace (Detroit), @ Orlando, 2nd (4-27-03)
<b>Quarter</b> – 8	Several times. Most recently, Kendrick Perkins (Boston), @ Boston, 3rd (5-17-09)
<b>Overtime</b> – 4	Elden Campbell (Charlotte), @ Charlotte (4-23-02); Sam Cassell (Milwaukee), @ Orlando (4-28-01)

### MOST OFFENSIVE REBOUNDS

<b>Game</b> – 11	Ben Wallace (Detroit), @ Orlando (4-27-03)
<b>Half</b> – 8	Dale Davis (Indiana), @ Orlando, 2nd (6-4-95)
<b>Quarter</b> – 5	Ben Wallace (Detroit), @ Detroit, 1st (4-30-03); Dale Davis (Indiana), @ Orlando, 3rd (6-4-95)
<b>Overtime</b> – 2	Elden Campbell (Charlotte), @ Charlotte (4-23-02)

### MOST DEFENSIVE REBOUNDS

<b>Game</b> – 16	Gerald Wallace (Charlotte), @ Orlando (4-18-10)
<b>Half</b> – 9	Three times. Most recently, Gerald Wallace (Charlotte), @ Orlando, 2nd (4-18-10)
<b>Quarter</b> – 7	Paul Pierce (Boston) @ Boston, 3rd (5-28-10); Kevin Garnett (Boston) @ Boston, 2nd (5-24-10)
<b>Overtime</b> – 4	Sam Cassell (Milwaukee), @ Orlando (4-28-01)

### MOST ASSISTS

<b>Game</b> – 18	Rajon Rondo (Boston), @ Boston (5-6-09)
<b>Half</b> – 12	Rajon Rondo (Boston), @ Boston, 1st (5-6-09)
<b>Quarter</b> – 9	Jose Calderon (Toronto), @ Toronto, 4th (4-24-08)
<b>Overtime</b> – 2	Stacey Augmon (Charlotte), @ Orlando (4-27-02); Kenny Smith (Houston), @ Orlando (6-7-95)

## OPPONENT TEAM PLAYOFF HIGHS

### MOST STEALS

<b>Game</b> – 10*	Allen Iverson (Philadelphia), @ Philadelphia (5-13-99) * <b>NBA Playoffs record</b>
<b>Half</b> – 6	Allen Iverson (Philadelphia), @ Philadelphia, 1st (5-13-99)
<b>Quarter</b> – 4	Ronald Murray (Detroit), vs. Detroit, 2nd (4-28-07); Haywoode Workman (Indiana), @ Orlando, 2nd (4-28-94)
<b>Overtime</b> – 2	Derek Fisher (L.A. Lakers), @ Los Angeles (6-7-09)

### MOST BLOCKED SHOTS

<b>Game</b> – 9	Roy Hibbert (Indiana), @ Indiana (4-28-12)
<b>Half</b> – 6	Roy Hibbert (Indiana), @ Indiana, 1st (4-28-12)
<b>Quarter</b> – 4	Roy Hibbert (Indiana), @ Indiana, 1st (4-28-12)
<b>Overtime</b> – 1	Several times. Most recently, Roy Hibbert (Indiana), @ Orlando (5-5-12)

### MOST TURNOVERS

<b>Game</b> – 8	LeBron James (Cleveland), @ Orlando (5-26-09); Michael Jordan (Chicago), @ Orlando (5-7-95)
<b>Half</b> – 5	Several times. Most recently, Josh Smith (Atlanta), @ Orlando, 2nd (5-6-10)
<b>Quarter</b> – 4	Several times. Most recently, Joe Johnson (Atlanta), @ Orlando, 2nd (5-4-10)
<b>Overtime</b> – 3	LeBron James (Cleveland), @ Orlando (5-26-09)

### MOST MINUTES PLAYED

<b>Game</b> – 52	Baron Davis (Charlotte), @ Orlando, OT (4-27-02)
------------------	--

## OPPONENT TEAM PLAYOFF HIGHS

### MOST POINTS

<b>Game</b> – 123	@ Indiana (6-2-95)
<b>First Half</b> – 67	@ Atlanta (5-13-96)
<b>Second Half</b> – 66	@ Chicago (5-19-96); @ Houston (6-14-95)
<b>First Quarter</b> – 44	@ Atlanta (5-13-96)
<b>Second Quarter</b> – 39	vs. Toronto (4-22-08)
<b>Third Quarter</b> – 40	vs. Milwaukee (4-28-01)
<b>Fourth Quarter</b> – 40	@ Chicago (5-19-96)
<b>Overtime</b> – 18	vs. Charlotte (4-27-02)

### MOST FIELD GOALS MADE

<b>Game</b> – 53	@ Chicago (5-19-96)
<b>Half</b> – 30	@ Chicago, 2nd (5-19-96)
<b>Quarter</b> – 17	@ Chicago, 4th (5-19-96)
<b>Overtime</b> – 5	vs. L.A. Lakers (6-11-09)

### MOST FIELD GOALS ATTEMPTED

<b>Game</b> – 97	@ Milwaukee (4-22-01)
<b>Half</b> – 53	vs. Houston, OT (6-7-95)
<b>Quarter</b> – 29	@ Milwaukee, 2nd (4-22-01)
<b>Overtime</b> – 12	@ Charlotte (4-23-02)

### HIGHEST FIELD GOAL PERCENTAGE

<b>Game</b> – .560	47-82 FG-FGA, @ Indiana (6-2-95)
--------------------	----------------------------------

### MOST THREE-POINT FIELD GOALS MADE

<b>Game</b> – 14	vs. Houston, OT (6-7-95)
<b>Half</b> – 9	@ Atlanta, 1st (5-13-96); vs. Houston, 2nd (6-7-95)
<b>Quarter</b> – 7	@ Atlanta, 1st (5-13-96); vs. Houston, 3rd (6-7-95)
<b>Overtime</b> – 2	Several times. Most recently, @ Boston (5-24-10)

### MOST THREE-POINT FIELD GOALS ATTEMPTED

<b>Game</b> – 34	@ Toronto (4-24-08)
<b>Half</b> – 18	@ Toronto, 2nd (4-24-08)
<b>Quarter</b> – 12	vs. Cleveland, 4th (5-24-09)
<b>Overtime</b> – 6	@ Boston (5-24-10)

## OPPONENT TEAM PLAYOFF HIGHS

### MOST FREE THROWS MADE

<b>Game</b> – 40	@ Detroit (4-20-03)
<b>Half</b> – 23	@ Detroit, 2nd (4-20-03)
<b>Quarter</b> – 14	Three times. Most recently, vs. Milwaukee, 3rd (5-1-01)
<b>Overtime</b> – 9	@ L.A. Lakers (6-7-09)

### MOST FREE THROWS ATTEMPTED

<b>Game</b> – 51	vs. Detroit (5-2-03)
<b>Half</b> – 31	vs. Detroit, 2nd (5-2-03)
<b>Quarter</b> – 24	vs. Detroit, 4th (5-2-03)
<b>Overtime</b> – 12	vs. Charlotte (4-27-02)

### HIGHEST FREE THROW PERCENTAGE

<b>Game</b> – 1.000	21-21 FT-FTA, @ Boston (5-12-09)
---------------------	----------------------------------

### MOST REBOUNDS

<b>Game</b> – 62	@ Chicago (5-19-96)
<b>Half</b> – 32	@ Milwaukee, 1st (4-22-01)
<b>Quarter</b> – 19	@ Miami, 2nd (4-24-97); vs. Indiana, 4th (6-4-95)
<b>Overtime</b> – 8	@ Charlotte (4-23-02)

### MOST OFFENSIVE REBOUNDS

<b>Game</b> – 24	vs. Philadelphia (5-9-99)
<b>Half</b> – 17	@ Milwaukee, 1st (4-22-01)
<b>Quarter</b> – 10	@ Milwaukee, 2nd (4-22-01)
<b>Overtime</b> – 3	@ Charlotte (4-23-02)

### MOST DEFENSIVE REBOUNDS

<b>Game</b> – 42	@ Chicago (5-19-96)
<b>Half</b> – 26	@ Atlanta, 1st (4-24-11)
<b>Quarter</b> – 16	@ Miami, 2nd (4-24-97)
<b>Overtime</b> – 6	vs. Milwaukee (4-28-01)

### MOST ASSISTS

<b>Game</b> – 37	@ Chicago (5-19-96)
<b>Half</b> – 22	@ Boston, 1st (5-6-09)
<b>Quarter</b> – 14	@ Boston, 2nd (5-6-09)
<b>Overtime</b> – 3	Several times. Most recently, vs. Indiana (5-5-12)

### MOST STEALS

<b>Game</b> – 20	@ Philadelphia (5-13-99)
<b>Half</b> – 14	@ Philadelphia, 1st (5-13-99)
<b>Quarter</b> – 8	@ Philadelphia, 1st (5-13-99)
<b>Overtime</b> – 3	@ Boston (5-24-10)

### MOST BLOCKED SHOTS

<b>Game</b> – 11	@ Indiana (4-28-12); @ Miami (4-24-97)
<b>Half</b> – 8	@ Charlotte, 1st (4-20-02); @ Miami, 1st (4-24-97)
<b>Quarter</b> – 5	@ Indiana, 1st (4-28-12); @ Miami, 1st (4-24-97); vs. Houston, 4th (6-7-95)
<b>Overtime</b> – 2	@ Boston (5-24-10); vs. Milwaukee (4-28-01)

### MOST TURNOVERS

<b>Game</b> – 22	vs. Miami (4-29-97)
<b>Half</b> – 14	vs. Charlotte, 1st (4-21-10); vs. Miami, 2nd (4-29-97)
<b>Quarter</b> – 9	@ Indiana, 4th (5-27-95)
<b>Overtime</b> – 3	vs. Cleveland (5-26-09)

## OPPONENT TEAM PLAYOFF LOWS

### OPPONENT TEAM PLAYOFF LOWS

#### FEWEST POINTS

<b>Game</b> – 68	vs. Philadelphia (5-11-99)
<b>First Half</b> – 27	vs. Philadelphia (5-11-99)
<b>Second Half</b> – 29	vs. Boston (5-14-09)
<b>First Quarter</b> – 11	vs. Philadelphia (5-11-99)
<b>Second Quarter</b> – 10	vs. Atlanta (5-4-10)
<b>Third Quarter</b> – 11	vs. Atlanta (5-4-10)
<b>Fourth Quarter</b> – 13	vs. Boston (5-14-09)
<b>Overtime</b> – 4	@ Charlotte (4-23-02)

#### FEWEST FIELD GOALS MADE

<b>Game</b> – 24	@ Detroit (4-20-03)
<b>Half</b> – 10	vs. Indiana, 2nd (6-4-95)
<b>Quarter</b> – 2	vs. Indiana, 2nd (5-31-95)
<b>Overtime</b> – 1	@ Charlotte (4-23-02)

#### FEWEST FIELD GOALS ATTEMPTED

<b>Game</b> – 62	@ Indiana (5-27-95)
<b>Half</b> – 28	@ Indiana, 2nd (5-27-95)
<b>Quarter</b> – 10	vs. Charlotte, 3rd (4-18-10)
<b>Overtime</b> – 4	@ L.A. Lakers (6-7-09)

#### LOWEST FIELD GOAL PERCENTAGE

<b>Game</b> – .313	25-80 FG-FGA, @ Boston (5-3-95)
--------------------	---------------------------------

#### FEWEST FREE THROWS MADE

<b>Game</b> – 8	Several times. Most recently, vs. Boston (5-14-09)
<b>Half</b> – 0	vs. Boston, 1st (5-4-09)
<b>Quarter</b> – 0	Several times. Most recently, vs. Indiana, 1st (5-2-12)
<b>Overtime</b> – 0	@ Boston (5-24-10); vs. Houston (6-7-95)

#### FEWEST FREE THROWS ATTEMPTED

<b>Game</b> – 10	@ Miami (4-24-97)
<b>Half</b> – 0	vs. Boston, 1st (5-4-09)
<b>Quarter</b> – 0	Several times. Most recently, vs. Indiana, 1st (5-2-12)
<b>Overtime</b> – 0	@ Boston (5-24-10); vs. Houston (6-7-95)

#### LOWEST FREE THROW PERCENTAGE

<b>Game</b> – .500	9-18 FT-FTA, vs. Miami (4-29-97)
--------------------	----------------------------------

#### FEWEST REBOUNDS

<b>Game</b> – 26	vs. Boston (5-26-10)
<b>Half</b> – 10	vs. Indiana, 2nd (5-23-95)
<b>Quarter</b> – 3	@ Atlanta, 1st (5-10-10); vs. Indiana, 3rd (5-23-95)
<b>Overtime</b> – 4	vs. Indiana (5-5-12); @ Boston (5-24-10); vs. Cleveland (5-26-09)

#### FEWEST OFFENSIVE REBOUNDS

<b>Game</b> – 4	vs. Boston (5-26-10); vs. Philadelphia (4-28-09)
<b>Half</b> – 0	@ Atlanta, 1st (4-24-11); vs. Indiana, 2nd (5-23-95)
<b>Quarter</b> – 0	Several times. Most recently, vs. Indiana, 1st (5-2-12)
<b>Overtime</b> – 0	@ L.A. Lakers (6-7-09)



## OPPONENT TEAM PLAYOFF LOWS

### FEWEST DEFENSIVE REBOUNDS

**Game** – 21 vs. Indiana (5-31-95); vs. Indiana (4-28-94)  
**Half** – 7 Several times. Most recently, vs. Atlanta, 1st (4-19-11)  
**Quarter** – 2 Several times. Most recently, @ Atlanta, 4th (4-28-11)  
**Overtime** – 2 vs. Indiana (5-5-12); vs. Cleveland (5-26-09)

### FEWEST ASSISTS

**Game** – 9 @ Indiana (4-30-12); @ Atlanta (5-8-10); vs. Detroit (4-28-96)  
**Half** – 3 @ Indiana, 1st (4-30-12); @ Atlanta, 2nd (5-8-10)  
**Quarter** – 0 @ Atlanta, 3rd (5-8-10); vs. Detroit, 4th (5-2-03)  
**Overtime** – 0 @ Charlotte (4-23-02); vs. Milwaukee (4-28-01)

### FEWEST STEALS

**Game** – 0 @ Indiana (5-27-95)  
**Half** – 0 Several times. Most recently, vs. Indiana, 2nd (5-5-12)  
**Quarter** – 0 Several times. Most recently, vs. Indiana, 4th (5-5-12)  
**Overtime** – 0 @ Charlotte (4-23-02); vs. Milwaukee (4-28-01)

### FEWEST BLOCKED SHOTS

**Game** – 0 @ Atlanta (5-8-10); vs. Indiana (5-23-95)  
**Half** – 0 Several times. Most recently, @ Atlanta, 1st (4-28-11)  
**Quarter** – 0 Several times. Most recently, @ Indiana, 4th (5-8-12)  
**Overtime** – 0 @ L.A. Lakers (6-11-09); vs. Charlotte (4-27-02)

### FEWEST TURNOVERS

**Game** – 3 @ Detroit (5-13-08)  
**Half** – 0 @ Cleveland, 1st (5-20-09); @ Detroit, 2nd (5-13-08)  
**Quarter** – 0 Several times. Most recently, vs. Atlanta, 2nd (4-16-11)  
**Overtime** – 0 Several times. Most recently, vs. L.A. Lakers (6-11-09)

## NBA RECORDS/INDIVIDUAL

### MOST FIELD GOALS ATTEMPTED

**Four-game series** -123 Tracy McGrady, vs. Milwaukee, 2001

### HIGHEST FIELD GOAL PERCENTAGE (MINIMUM: 4 FG PER GAME)

**Four-game series** -.844 Dwight Howard, vs. Atlanta, 2010

### MOST THREE-POINT FIELD GOALS MADE

**Seven-game series** -28 Dennis Scott, vs. Indiana, 1995 (Tied)

### MOST THREE-POINT FIELD GOALS ATTEMPTED

**Four-game series** - 42 Nick Anderson, vs. Philadelphia, 1999  
**Seven-game series** -65 Dennis Scott, vs. Indiana, 1995

### MOST TURNOVERS

**Three-game series** - 20 Anfernee Hardaway, vs. Indiana, 1995  
**Four-game series** - 25 Darrell Armstrong, vs. Philadelphia, 1999 (Tied)

## NBA RECORDS

### MOST PERSONAL FOULS

**Four-game series** - 22 Dwight Howard, vs. Charlotte, 2010 (Tied)

### MOST DISQUALIFICATIONS

**Four-game series** - 2 Jameer Nelson, vs. Detroit, 2007 (Tied)  
2 Vince Carter, vs. Charlotte, 2010 (Tied)  
2 Dwight Howard, vs. Charlotte, 2010 (Tied)

## NBA PLAYOFF RECORDS/TEAM

### FEWEST PLAYERS, 10 OR MORE POINTS

**One game** - 1 Orlando @ Detroit, 4-23-03 (Tied)

### MOST THREE-POINT FIELD GOALS MADE

**One quarter** - 9 Orlando vs. Toronto, 1st, 4-20-08 (Tied)  
**One half** - 11 Orlando vs. Toronto, 1st, 4-20-08 (Tied)  
**Four-game series** - 45 Orlando vs. Charlotte, 2010  
**Six-game series** - 62 Orlando vs. Cleveland, 2009 (Tied)  
**Seven-game series** - 77 Orlando vs. Indiana, 1995 (Tied)

### MOST THREE-POINT FIELD GOALS MADE

**Six-game series** - 62 Orlando vs. Cleveland, 2009 (Tied)  
**Seven-game series** - 77 Orlando vs. Indiana, 1995

### MOST THREE-POINT FIELD GOALS ATTEMPTED

**Four-game series** - 120 Orlando vs. Charlotte, 2010

### LOWEST FREE THROW PERCENTAGE

**Four-game series** - .543 Orlando vs. Chicago, 1996

### FEWEST REBOUNDS

**Seven-game series** - 240 Orlando vs. Indiana, 1995

### FEWEST OFFENSIVE REBOUNDS - BOTH TEAMS

**One game** - 9 Orlando (3) vs. Boston (6), 5-8-09 (Tied)

### LOWEST FREE THROW PERCENTAGE - BOTH TEAMS

**One game** - .444 Orlando (.333) @ Chicago (.667), 5-9-96

# NBA RECORDS

## NBA FINALS RECORDS/INDIVIDUAL

### MOST THREE-POINT FIELD GOALS MADE

**Four-game series** - 11 Anfernee Hardaway, vs. Houston, 1995 (Tied)  
**Five-game series** - 16 Rashard Lewis, vs. L.A. Lakers, 2009

### MOST THREE-POINT FIELD GOALS ATTEMPTED

**One game** - 12 Rashard Lewis, @ L.A. Lakers, 6-7-09 (OT)  
 12 Rashard Lewis, vs. L.A. Lakers, 6-14-09  
 12 Nick Anderson, @ Houston, 6-11-95  
**Four-game series** - 31 Nick Anderson, vs. Houston, 1995  
**Five-game series** - 40 Rashard Lewis, vs. L.A. Lakers, 2009

### MOST BLOCKED SHOTS

**One game** - 9 Dwight Howard, vs. L.A. Lakers, 6-11-09 (OT)  
**Five-game series** - 20 Dwight Howard, vs. L.A. Lakers, 2009

### HIGHEST FREE THROW PERCENTAGE (MIN. TWO MADE PER GAME)

**Four-game series** - 1.000 Dennis Scott, vs. Houston, 1995

## NBA FINALS RECORDS/TEAM

### MOST THREE-POINT FIELD GOALS MADE

**One game** - 14 Orlando @ Houston, 6-14-95  
 14 Orlando vs. Houston, 6-7-95 (OT)  
**One half** - 9 Orlando @ Houston, 6-14-95  
 9 Orlando vs. Houston, 6-7-95 (OT)  
**One quarter** - 7 Orlando @ Houston, 6-14-95  
**Four-game series** - 41 Orlando vs. Houston, 1995  
**Five-game series** - 38 Orlando vs. L.A. Lakers, 2009

### MOST THREE-POINT FIELD GOALS MADE - BOTH TEAMS

**One game** - 25 Orlando (14) @ Houston (11), 6-14-95

### HIGHEST FIELD GOAL PERCENTAGE

**One game** - .625 Orlando vs. L.A. Lakers, 6-9-09 (40-64)  
**One half** - .750 Orlando vs. L.A. Lakers, 6-9-09 (24-32)

### MOST THREE-POINT FIELD GOALS ATTEMPTED

**One half** - 18 Orlando vs. L.A. Lakers, 6-14-09 (Tied)  
**Four-game series** - 118 Orlando vs. Houston, 1995  
**Five-game series** - 115 Orlando vs. L.A. Lakers, 2009

### HIGHEST DEFENSIVE REBOUND PERCENTAGE

**Four-game series** - .756 Orlando vs. Houston, 1995

### FEWEST OFFENSIVE REBOUNDS

**Five-game series** - 38 Orlando vs. L.A. Lakers, 2009

# MAGIC FIRSTS/LARGEST WINS-LOSSES

## FEWEST POINTS - BOTH TEAMS

**First Quarter** - 30 L.A. Lakers (15) vs. Orlando (15), 6-7-09 (OT)

## FEWEST DISQUALIFICATIONS

**Four-game series** - 0 Orlando vs. Houston, 1995 (Tied)

## MAGIC PLAYOFF FIRSTS

### 1994 PLAYOFFS, FIRST ROUND, VS. INDIANA @ ORLANDO (4-28-94)

**Score:** Dennis Scott from Nick Anderson (11:40)  
**Rebound:** Derrick McKey (offensive rebound own miss/10:26)  
**Magic Rebound:** Shaquille O'Neal off Haywoode Workman miss (10:15)  
**Assist:** Nick Anderson to Dennis Scott (11:40)  
**Steal:** Reggie Miller off Anfernee Hardaway bad pass (11:04)  
**Magic Steal:** Dennis Scott off Dale Davis loose ball (8:41)  
**Turnover:** Anfernee Hardaway bad pass (11:04)  
**Dunk:** Shaquille O'Neal from Larry Krystkowiak (7:29)  
**Block:** Dennis Scott on Derrick McKey (10:26)

## PLAYOFF WINS AT HOME

Pts	Date	Opp	Score
47	4-28-95	Bos	124-77
43	5-4-10	Atl	114-71
26	5-10-96	Atl	120-94
25	4-26-11	Atl	101-76
	5-7-08	Det	111-86
24	6-4-95	Ind	105-81
21	5-26-10	Bos	113-92
	5-8-09	Bos	117-96
20	4-26-96	Det	112-92
15	4-21-10	Cha	92-77
	4-28-96	Det	92-77

## PLAYOFF LOSSES AT HOME

Pts	Date	Opp	Score
23	5-2-12	Ind	74-97
19	5-25-96	Chi	67-86
17	4-30-02	Cha	85-102
16	4-26-07	Det	77-93
15	5-2-03	Det	88-103
14	5-9-99	Phi	90-104
13	6-14-09	LAL	86-99
10	4-16-11	Atl	93-103
	4-27-02	Cha	100-110 (OT)
	5-10-95	Chi	94-104

## PLAYOFF WINS ON THE ROAD

Pts	Date	Opp	Score
30	5-8-10	Atl	105-75
25	4-30-09	Phi	114-89
19	5-17-09	Bos	101-82
14	5-10-10	Atl	98-84
12	4-26-08	Tor	106-94
9	4-26-10	Cha	99-90
	5-12-95	Chi	110-101
8	4-23-02	Cha	111-103 (OT)
7	5-12-96	Atl	103-96
6	5-18-95	Chi	108-102

## PLAYOFF LOSSES ON THE ROAD

Pts	Date	Opp	Score
35	4-24-97	Mia	64-99
31	4-30-03	Det	67-98
28	5-8-12	Ind	87-105
	5-19-96	Chi	83-121
27	6-2-95	Ind	96-123
25	6-4-09	LAL	75-100
23	5-22-10	Bos	71-94
19	5-3-08	Det	72-91
18	5-6-09	Bos	94-112
17	4-27-97	Mia	87-104
	4-30-12	Ind	78-93
15	5-4-03	Det	93-108

# OPPONENTS / NBA



**MONDAY THRU FRIDAY | 5:30 P.M. - 6:00 P.M.**

Tune into AM 740 The Game or on iHeartRADIO to hear the latest Orlando Magic and NBA news from people in the know. Join Dante each day with special co-hosts including Magic players, broadcasters, front office personnel, Head Coach Scott Skiles and General Manager Rob Hennigan.

**PURE  MAGIC**



Centennial Tower  
101 Marietta Street NW, Suite 1900 • Atlanta, GA 30303  
Phone: (404) 878-3800 • www.hawks.com  
Eastern Conference – Southeast Division

**2015-16 MAGIC SCHEDULE VS. ATLANTA (ALL TIMES ET)**

Sun., Dec. 20 @ Orlando, 6 pm Mon., Jan. 18 @ Atlanta, 5 pm  
Sun., Feb. 7 @ Orlando, 1 pm Mon., Feb. 8 @ Atlanta, 8 pm

**DIRECTORY AND GENERAL INFORMATION**

Principle Owner & Chair of Board of Directors and NBA Governor: Tony Ressler  
Vice Chair of Board of Directors: Grant Hill  
Alternate NBA Governor: Steven Price  
President of Basketball Operations/Head Coach: Mike Budenholzer (Pomona College)  
NBA Record: 98-66 (.598), 3rd season  
Assistant Coaches: Kenny Atkinson, Darvin Ham, Taylor Jenkins, Charles Lee, Neven Spahija, Ben Sullivan  
Athletic Trainer: Art Horne  
Public Relations staff: Garin Narain, Jon Steinberg, Jason Roose, Jelani Downing  
Home Court: Philips Arena (18,047)

Team Colors: Red, White and Blue  
Radio: WZGC (92.9 FM): Steve Holman  
Television: Fox Sports Southeast: Bob Rathbun, Dominique Wilkins, Andre Aldridge. Olivia Harlan  
Founded: 1949  
All-Time NBA Won-Loss Record: 2,602-2,622 (.498)  
All-Time Playoff Record: 151-195 (.463)  
2014-15 Record: 60-22 (.732), Finished 1st in Southeast Division  
2015 Playoffs: Defeated Brooklyn, 4-2, in First Round; Defeated Washington, 4-2, in Eastern Conference Semifinals; Lost to Cleveland, 0-4, in Eastern Conference Finals

**ALL-TIME SERIES: ORLANDO VS. ATLANTA HAWKS**

Regular Season Record: 48-52 (Magic 32-19 @ home, 16-33 @ Atlanta)

Date	Site	W-L	Score								
11/25/06	Orlando	W	98-79	2/3/98	Orlando	W	91-90				
3/25/15	Orlando	L	83-95	11/5/06	Atlanta	L	82-95	10/31/97	Orlando	L	99-105
2/27/15	Atlanta	L	88-95	4/10/06	Orlando	W	105-88	3/17/97	Atlanta	L	107-112 (OT)
12/13/14	Orlando	W	100-99	3/26/06	Orlando	W	108-101	1/16/97	Atlanta	L	67-78
12/12/14	Atlanta	L	81-87	3/19/06	Atlanta	L	107-108 (OT)	1/9/97	Orlando	L	92-97 (OT)
1/22/14	Orlando	L	109-112	2/3/06	Atlanta	L	94-96	11/27/96	Orlando	W	79-75
12/29/13	Orlando	W	109-102	3/28/05	Orlando	W	109-102	4/18/96	Orlando	W	119-104
11/26/13	Atlanta	W	109-92	2/10/05	Orlando	W	101-96	2/2/96	Orlando	W	108-95
11/9/13	Atlanta	L	94-104	1/31/05	Atlanta	L	79-80	1/26/96	Atlanta	L	84-96
3/30/13	Atlanta	L	88-97	11/26/04	Atlanta	W	117-99	11/4/95	Atlanta	L	91-124
2/13/13	Orlando	L	76-108	4/2/04	Orlando	L	87-95	3/5/95	Orlando	W	113-111 (OT)
12/12/12	Orlando	L	80-86	3/5/04	Orlando	W	101-96	1/13/95	Atlanta	W	101-96
11/19/12	Atlanta	L	72-81	2/28/04	Atlanta	W	104-99	12/10/94	Orlando	W	109-98
4/13/12	Orlando	L	81-109	12/13/03	Atlanta	W	105-102	12/3/94	Atlanta	L	105-107
2/23/12	Atlanta	L	78-83	4/14/03	Atlanta	L	84-100	4/23/94	Atlanta	L	89-93
2/10/12	Orlando	L	87-89 (OT)	2/2/03	Atlanta	L	89-97	2/9/94	Orlando	W	104-97
3/30/11	Atlanta	L	82-85	11/30/02	Orlando	W	117-92	2/2/94	Atlanta	L	99-118
12/20/10	Atlanta	L	81-91	4/16/02	Atlanta	W	102-95	12/29/93	Orlando	L	90-92
12/6/10	Orlando	L	74-80	1/22/02	Orlando	W	100-86	4/4/93	Orlando	W	104-85
11/8/10	Orlando	W	93-89	12/8/01	Atlanta	L	104-107	3/12/93	Atlanta	L	110-92
3/24/10	Atlanta	L	84-86	12/7/01	Orlando	W	129-94	1/26/93	Orlando	W	120-106
1/30/10	Orlando	W	104-86	2/3/01	Orlando	W	96-84	12/19/92	Atlanta	W	125-84
1/9/10	Orlando	W	113-81	1/6/01	Atlanta	L	82-83	4/9/92	Orlando	W	96-94
11/26/09	Atlanta	W	93-76	11/25/00	Orlando	W	114-92	3/18/92	Atlanta	W	99-96
4/4/09	Atlanta	W	88-82	11/4/00	Atlanta	W	107-104	2/14/92	Orlando	L	107-112
1/9/09	Orlando	W	121-87	3/22/00	Orlando	W	103-90	2/6/92	Atlanta	L	112-123
1/7/09	Atlanta	W	106-102	1/29/00	Orlando	W	103-87	4/16/91	Orlando	W	113-106
10/29/08	Orlando	L	85-99	11/20/99	Atlanta	W	107-103	11/2/90	Atlanta	L	111-115
4/15/08	Atlanta	W	121-105	4/16/99	Atlanta	L	79-91	2/15/90	Atlanta	L	123-130
3/22/08	Atlanta	L	90-98	3/8/99	Orlando	L	110-114	1/27/90	Orlando	L	96-114
3/10/08	Orlando	W	123-112	3/1/99	Orlando	W	70-67	12/6/89	Orlando	L	110-118
12/10/07	Orlando	L	87-98	2/19/99	Atlanta	W	99-94 (OT)	11/13/89	Orlando	L	104-112
1/29/07	Atlanta	L	83-93	3/24/98	Atlanta	L	73-85	11/11/89	Atlanta	L	109-148
1/26/07	Orlando	L	90-93	2/16/98	Atlanta	W	85-81				

**ALL-TIME SERIES: ORLANDO VS. ATLANTA HAWKS**

Playoff Record: 10-5 (Magic 7-1 @ home, 3-4 @ Atlanta)

Date	Site	W-L	Score				
4/28/11	Atlanta	L	81-84	5/8/10	Atlanta	W	105-75
4/26/11	Orlando	W	101-76	5/6/10	Orlando	W	112-98
4/24/11	Atlanta	L	85-88	5/4/10	Orlando	W	114-71
4/22/11	Atlanta	L	84-88	5/15/96	Orlando	W	96-88
4/19/11	Orlando	W	82-88	5/13/96	Atlanta	L	99-104
4/16/11	Orlando	L	93-103	5/12/96	Atlanta	W	103-96
5/10/10	Atlanta	W	98-84	5/10/96	Orlando	W	120-94
				5/8/96	Orlando	W	117-105

**ORLANDO MAGIC VS. ATLANTA (1-3)**

PLAYER	G-GS	MIN	FIELD GOALS			3-PT FG		FREE THROWS		REBOUNDS			PF-DQ	STL	TO	BLK	PTS	AVG	HI
			FG-FGA	PCT	3FG-FGAPCT	FT-FTA	PCT	OFF	DEF	TOT	AST								
Fournier	2-2	73	15-28	.536	3-11	.273	4-4	1.000	1	10	11	7	5-0	0	2	0	37	18.5	19
Vucevic	3-3	111	27-44	.614	0-0	---	1-2	.500	11	27	38	7	8-0	1	7	2	55	18.3	21
Oladipo	4-4	144	25-49	.510	8-13	.615	13-17	.765	1	13	14	18	11-0	5	16	0	71	17.8	21
Harris	4-4	146	22-53	.415	4-7	.235	14-20	.700	5	18	23	11	9-0	3	9	5	62	15.5	20
B. Gordon	2-0	31	5-10	.500	4-5	.800	3-3	1.000	0	0	0	2	2-0	3	2	0	17	8.5	12
Payton	4-2	102	12-39	.308	0-2	.000	6-9	.667	6	6	12	21	7-0	4	11	0	30	7.5	19
Frye	4-3	107	9-26	.346	8-21	.381	3-4	.750	3	18	21	7	13-1	1	6	3	29	7.3	10
Nicholson	2-0	26	5-10	.500	1-5	.200	2-2	1.000	0	5	5	0	2-0	0	1	1	13	6.5	11
Green	3-0	56	5-18	.278	3-6	.500	1-2	.500	1	5	6	3	3-0	0	3	0	14	4.7	9
O'Quinn	3-1	50	5-12	.417	0-2	.000	4-5	.800	2	10	12	2	4-0	1	3	1	14	4.7	14
Harkless	1-0	14	1-5	.200	0-2	.000	0-0	---	2	1	3	0	0-0	1	0	1	2	2.0	2
Dedmon	4-1	63	3-7	.429	0-0	---	0-2	.000	4	10	14	0	4-0	2	5	5	6	1.5	4
Ridnour	2-0	28	1-7	.143	0-4	.000	0-0	---	0	2	2	2	4-0	3	2	2	2	1.0	2
A. Gordon	1-0	10	0-1	.000	0-1	.000	0-0	---	0	3	3	1	1-0	2	0	0	0	0.0	0
Marble	1-0	0	0-0	---	0-0	---	0-0	---	0	0	0	0	0-0	0	0	0	0	0.0	0
MAGIC	4	960	135-309	.437	31-89	.348	51-70	.729	36	128	164	81	73-1	26	70	20	352	88.0	100
HAWKS	4	960	139-333	.417	41-118	.347	57-73	.781	37	133	170	96	60-0	36	55	20	376	94.0	99

**ATLANTA HAWKS VS. ORLANDO (3-1)**

PLAYER	G-GS	MIN	FIELD GOALS			3-PT FG		FREE THROWS		REBOUNDS			PF-DQ	STL	TO	BLK	PTS	AVG	HI
			FG-FGA	PCT	3FG-FGAPCT	FT-FTA	PCT	OFF	DEF	TOT	AST								
Millsap	4-4	135	27-64	.422	9-20	.450	14-21	.667	11	22	33	10	10-0	3	7	5	77	19.3	25
Teague	4-4	132	26-58	.448	6-18	.333	12-14	.857	3	8	11	29	7-0	8	11	1	70	17.5	24
Horford	4-4	130	29-52	.558	1-1	1.000	3-4	.750	9	25	34	10	6-0	4	5	5	62	15.5	18
Carroll	4-4	132	16-43	.372	5-21	.238	8-10	.800	3	20	23	8	8-0	7	8	0	45	11.3	15
Korver	4-4	133	11-27	.407	8-22	.364	8-8	1.000	1	16	17	11	4-0	6	2	4	38	9.5	13
Schroder	4-0	71	10-41	.244	3-12	.250	6-8	.750	3	10	13	14	7-0	2	12	0	29	7.3	11
Scott	3-0	51	6-17	.353	3-9	.333	5-6	.833	1	9	10	4	1-0	1	2	0	20	6.7	10
Bazemore	4-0	54	9-13	.692	3-5	.600	0-0	---	1	5	6	3	6-0	2	3	3	21	5.3	10
Antic	2-0	35	3-7	.429	2-4	.500	0-0	---	2	7	9	2	5-0	0	0	0	8	4.0	5
Mack	2-0	14	1-4	.250	1-3	.333	0-0	---	0	3	3	0	0-0	1	0	0	3	1.5	3
Sefolosha	3-0	40	1-5	.200	0-3	.000	0-0	---	1	3	4	2	3-0	1	2	2	2	0.7	2
Brand	3-0	32	0-2	.000	0-0	---	1-2	.500	2	5	7	0	3-0	1	1	0	1	0.3	1
Muscala	1-0	1	0-0	---	0-0	---	0-0	---	0	0	0	0	0-0	0	0	0	0	0.0	0
HAWKS	4	960	139-333	.417	41-118	.347	57-73	.781	37	133	170	96	60-0	36	55	20	376	94.0	99
MAGIC	4	960	135-309	.437	31-89	.348	51-70	.729	36	128	164	81	73-1	26	70	20	352	88.0	100



226 Causeway St. 4th Floor  
 Boston, MA 02114  
 Phone: (617) 854-8000 • www.celtics.com  
 Eastern Conference – Atlantic Division

**2015-16 MAGIC SCHEDULE VS. BOSTON (ALL TIMES ET)**

Sun., Nov. 29 @ Orlando, 6 pm      Fri., Jan. 29 @ Boston, 7:30 pm  
 Sun., Jan. 31 @ Orlando, 6 pm      Mon., Mar. 21 @ Boston, 7:30 pm

**DIRECTORY AND GENERAL INFORMATION**

Managing Partner, Governor and Chief Executive Officer:  
 Wyc Grousbeck  
 President of Basketball Operations: Danny Ainge  
 Head Coach: Brad Stevens (DePauw)  
 NBA Record: 65-99 (.396), 3rd season  
 Assistant Coaches: Jamie Young, Jay Larranaga,  
 Walter McCarty, Micah Shrewsberry, Jerome Allen  
 Athletic Trainer: Ed Lacerte  
 Media Relations staff: Christian Megliola, Jeff Twiss,  
 Heather Walker, Brian Olive, Taylor Kielpinski-Rogers  
 Home Court: TD Garden (18,624)

Team Colors: Green, Gold, Brown, Beige and Black  
 Radio: CBS Radio Boston: Sean Grande, Cedric Maxwell  
 Television/Cable: Comcast SportsNet: Mike Gorman,  
 Tom Heinsohn, Abby Chin, Brian Scalabrine  
 Founded: 1946  
 All-Time NBA Won-Loss Record: 3,173-2,223 (.588)  
 All-Time Playoff Record: 344-257 (.572)  
 2014-15 Record: 40-42 (.489), Finished 2nd in  
 Atlantic Division  
 2015 Playoffs: Lost to Cleveland, 0-4, in First Round

**ALL-TIME SERIES: ORLANDO VS. BOSTON CELTICS**

Regular Season Record: 44-56 (Magic 32-18 @ home, 12-38 @ Boston)

Date	Site	W-L	Score								
3/13/15	Boston	L	88-95	2/12/06	Boston	L	94-102	4/12/97	Orlando	W	121-98
3/8/15	Orlando	W	103-98	2/4/06	Orlando	W	100-91	3/21/97	Boston	W	104-99
12/23/14	Orlando	W	100-95	11/28/05	Boston	W	87-83	2/6/97	Orlando	W	119-111
12/17/14	Boston	L	92-109	2/4/05	Boston	L	100-112	1/24/97	Boston	W	121-117 (OT)
2/2/14	Boston	L	89-96	1/10/05	Boston	L	101-119	4/4/96	Orlando	L	98-100
1/19/14	Orlando	W	93-91	11/29/04	Orlando	L	101-117	3/20/96	Boston	W	112-90
11/11/13	Boston	L	105-120	3/1/04	Boston	L	96-117	1/30/96	Orlando	W	104-99
11/8/13	Orlando	L	89-91	1/16/04	Orlando	W	124-118 (OT)	11/10/95	Boston	W	110-94
4/13/13	Orlando	L	88-120	1/7/04	Boston	L	93-101	4/13/95	Boston	L	114-119
2/11/13	Boston	L	84-97	11/26/03	Orlando	L	92-94	2/24/95	Orlando	W	129-103
11/25/12	Orlando	L	110-116 (OT)	4/12/03	Orlando	W	89-86	2/23/95	Boston	L	117-119
4/18/12	Boston	L	98-102	1/26/03	Boston	L	83-91	1/24/95	Orlando	W	110-97
1/26/12	Orlando	L	83-91	12/28/02	Orlando	W	101-95	11/25/94	Boston	L	118-124
1/23/12	Boston	L	56-87	12/9/02	Boston	L	109-114 (OT)	4/15/94	Boston	L	110-113 (2 OT)
2/6/11	Boston	L	80-91	12/2/02	Orlando	L	97-102	2/15/94	Orlando	W	102-92
1/17/11	Boston	L	106-109	3/6/02	Boston	L	110-130	12/10/93	Orlando	W	117-102
12/25/10	Orlando	W	86-78	1/7/02	Orlando	W	98-87	11/19/93	Boston	L	106-115
2/7/10	Boston	W	96-89	1/2/02	Boston	L	94-110	4/21/93	Boston	L	98-126
1/28/10	Orlando	W	96-94	11/29/01	Orlando	L	89-99	4/18/93	Orlando	W	88-79
12/25/09	Orlando	L	77-86	4/4/01	Orlando	W	108-101	1/29/93	Orlando	L	105-116 (OT)
11/20/09	Boston	W	83-78	12/30/00	Boston	W	95-90	1/15/93	Boston	W	113-94
3/25/09	Orlando	W	84-82	12/5/00	Orlando	W	101-98	12/8/92	Orlando	L	102-117
3/8/09	Boston	W	86-79	11/24/00	Boston	L	98-103 (OT)	3/8/92	Orlando	L	93-111
1/22/09	Orlando	L	80-90	4/12/00	Boston	L	91-95	3/4/92	Boston	L	100-125
12/1/08	Boston	L	88-107	3/28/00	Orlando	W	122-87	1/22/92	Boston	L	95-107
1/27/08	Orlando	W	96-93	3/5/00	Boston	L	91-97	12/17/91	Orlando	L	98-105
12/23/07	Boston	L	91-103	1/26/00	Orlando	W	111-89	11/27/91	Boston	L	92-101
11/18/07	Orlando	W	104-102	4/5/99	Orlando	W	106-99	4/6/91	Orlando	W	102-98
4/15/07	Orlando	W	88-86	2/24/99	Boston	L	79-111	1/30/91	Boston	L	102-144
3/28/07	Boston	L	96-105 (2 OT)	2/8/99	Orlando	W	107-90	4/18/90	Boston	L	112-133
1/7/07	Orlando	W	87-79	4/10/98	Boston	L	80-82 (OT)	4/1/90	Boston	L	125-133
11/13/06	Boston	W	92-89	4/1/98	Orlando	L	87-98	3/16/90	Orlando	L	127-130
3/17/06	Orlando	W	84-77	1/10/98	Orlando	W	90-82	1/17/90	Orlando	L	111-133
				11/2/97	Boston	W	107-96				

**ALL-TIME SERIES: ORLANDO VS. BOSTON CELTICS**

Playoff Record: 9-8 (Magic 4-4 @ home, 5-4 @ Boston)

Date	Site	W-L	Score				
5/28/10	Boston	L	84-96	5/12/09	Boston	L	88-92
5/26/10	Orlando	W	113-92	5/10/09	Orlando	L	94-95
5/24/10	Boston	W	96-92 (OT)	5/8/09	Orlando	W	117-96
5/22/10	Boston	L	71-94	5/6/09	Boston	L	94-112
5/18/10	Orlando	L	92-95	5/4/09	Boston	W	95-90
5/16/10	Orlando	L	88-92	5/5/95	Boston	W	95-92
5/17/09	Boston	W	101-82	5/3/95	Boston	W	82-77
5/14/09	Orlando	W	83-75	4/30/95	Orlando	L	92-99
				4/28/95	Orlando	W	124-77

**ORLANDO MAGIC VS. BOSTON (2-2)**

PLAYER	G-GS	MIN	FIELD GOALS		3-PT FG		FREE THROWS		REBOUNDS			PF	DQ	STL	TO	BLK	PTS	AVG	HI
			FG-FGA	PCT	3FG-FGAPCT	FT-FTA	PCT	OFF	DEF	TOT	AST								
Harris	4-4	149	26-51	.510	7-18	.389	14-18	.778	0	16	16	10	6-0	6	6	3	73	18.3	21
Vucevic	3-3	101	24-48	.500	0-0	---	4-4	1.000	11	25	36	7	8-0	2	4	1	52	17.3	18
Payton	4-3	130	23-47	.489	2-6	.333	9-23	.391	3	15	18	27	9-0	4	14	1	57	14.3	20
Oladipo	4-4	146	17-57	.298	3-11	.273	11-13	.846	3	17	20	18	13-0	7	9	0	48	12.0	22
Fournier	2-1	66	8-23	.348	0-7	.000	4-8	.500	2	3	5	4	1-0	2	2	0	20	10.0	13
O'Quinn	3-1	62	10-18	.556	2-5	.400	7-7	1.000	3	18	21	0	10-0	2	3	2	29	9.7	18
Harkless	3-0	69	8-18	.444	3-8	.375	2-5	.400	2	14	16	4	6-0	5	3	1	21	7.0	14
Frye	4-2	73	9-26	.346	6-14	.429	3-4	.750	5	9	14	4	10-0	3	3	2	27	6.8	13
A. Gordon	2-0	35	5-11	.455	1-5	.200	2-2	1.000	2	8	10	0	2-0	1	2	2	13	6.5	11
Dedmon	3-2	61	7-12	.583	0-0	---	4-8	.500	13	14	27	0	3-0	0	5	3	18	6.0	11
Ridnour	1-0	17	2-4	.500	1-2	.500	0-0	---	0	1	1	1	3-0	0	2	1	5	5.0	5
B. Gordon	3-0	41	6-14	.429	0-2	.000	2-4	.500	1	1	2	4	2-0	0	4	0	14	4.7	8
Nicholson	2-0	11	3-6	.500	0-1	.000	0-0	---	0	1	1	1	0-0	0	3	1	6	3.0	6
MAGIC	4	960	148-335	.442	25-79	.316	62-96	.646	45	142	187	80	73-0	32	61	17	383	95.8	109
CELTICS	4	960	149-340	.438	39-102	.382	60-83	.723	44	138	182	90	83-0	35	59	19	397	99.3	109

**BOSTON CELTICS VS. ORLANDO (2-2)**

PLAYER	G-GS	MIN	FIELD GOALS		3-PT FG		FREE THROWS		REBOUNDS			PF	DQ	STL	TO	BLK	PTS	AVG	HI
			FG-FGA	PCT	3FG-FGAPCT	FT-FTA	PCT	OFF	DEF	TOT	AST								
Thomas (TOT)	1-0	30	5-14	.357	3-9	.333	8-10	.800	0	5	5	9	4-0	2	3	0	21	21.0	21
Thomas (BOS)	1-0	30	5-14	.357	3-9	.333	8-10	.800	0	5	5	9	4-0	2	3	0	21	21.0	21
Bass	4-2	109	24-46	.522	1-2	.500	7-9	.778	15	16	31	6	8-0	0	3	4	56	14.0	19
Rondo	1-1	33	6-12	.500	1-3	.333	0-0	---	1	6	7	15	1-0	2	6	0	13	13.0	13
Turner	4-2	106	19-38	.500	4-8	.500	9-9	1.000	1	17	18	13	10-0	5	10	1	51	12.8	30
Bradley	3-3	101	13-35	.371	6-14	.429	2-2	1.000	1	12	13	3	9-0	2	6	1	34	11.3	20
Olynyk	4-0	90	17-33	.515	6-13	.462	4-9	.444	4	17	21	3	7-0	3	3	2	44	11.0	15
Zeller	4-4	92	15-31	.484	0-0	---	13-14	.929	9	20	29	1	13-0	2	4	3	43	10.8	22
Green	2-2	56	8-20	.400	2-6	.333	2-3	.667	0	2	2	1	2-0	2	3	0	20	10.0	16
Nelson	1-1	30	3-9	.333	1-6	.167	2-2	1.000	2	2	4	11	3-0	4	1	0	9	9.0	9
Smart	3-2	81	8-24	.333	5-12	.417	5-11	.455	7	6	13	6	4-0	5	6	1	26	8.7	16
Sullinger	2-2	33	7-18	.389	2-5	.400	0-0	---	1	4	5	1	4-0	0	1	1	16	8.0	16
Pressey	3-0	53	9-15	.600	0-4	.000	3-6	.500	0	7	7	15	4-0	5	5	1	21	7.0	10
Datome (TOT)	2-0	17	5-8	.625	3-4	.750	0-0	---	0	2	2	0	1-0	0	1	2	13	6.5	10
Datome (BOS)	2-0	17	5-8	.625	3-4	.750	0-0	---	0	2	2	0	1-0	0	1	2	13	6.5	10
Crowder (TOT)	3-1	63	5-22	.227	3-10	.300	2-2	1.000	1	13	14	3	9-0	0	1	0	15	5.0	7
Crowder (BOS)	3-1	63	5-22	.227	3-10	.300	2-2	1.000	1	13	14	3	9-0	0	1	0	15	5.0	7
Wright	1-0	13	2-4	.500	0-0	---	1-2	.500	0	3	3	1	0-0	0	0	1	5	5.0	5
Jerebko (TOT)	4-0	72	6-22	.273	2-8	.250	3-6	.500	4	8	12	7	9-0	1	5	2	17	4.3	7
Jerebko (BOS)	2-0	34	2-7	.286	2-4	.500	1-2	.500	0	5	5	2	2-0	1	3	1	7	3.5	7
Young	2-0	10	1-4	.250	0-2	.000	1-2	.500	1	0	1	0	1-0	1	0	0	3	1.5	3
Wallace	1-0	9	0-0	---	0-0	---	0-0	---	1	1	2	0	1-0	1	0	1	0	0.0	0
CELTICS	4	960	149-340	.438	39-102	.382	60-83	.723	44	138	182	90	83-0	35	59	19	397	99.3	109
MAGIC	4	960	148-335	.442	25-79	.316	62-96	.646	45	142	187	80	73-0	32	61	17	383	95.8	109



# CHARLOTTE HORNETS



333 E. Trade Street  
 Charlotte, NC 28202  
 Phone: (704) 688-8600 • www.hornets.com  
 Eastern Conference – Southeast Division

## 2015-16 MAGIC SCHEDULE VS. CHARLOTTE (ALL TIMES ET)

Wed., Dec. 16 @ Orlando, 7 pm      Fri., Jan. 22 @ Orlando, 7 pm  
 Wed., Mar. 16 @ Charlotte, 7 pm      Wed., Apr. 13 @ Charlotte, 8 pm

## DIRECTORY AND GENERAL INFORMATION

Chairman: Michael Jordan  
 Vice Chairman: Curtis Polk  
 General Manager: Rich Cho  
 Head Coach: Steve Clifford (Maine-Farmington)  
 NBA Record: 76-88 (.463), 3rd season  
 Associate Head Coach: Patrick Ewing  
 Assistant Coaches: Stephen Silas, Mark Price, Bob Weiss,  
 Pat Delany, Steve Hetzel, Bruce Krutze  
 Head Athletic Trainer: Steve Stricker  
 Communications: Mike Cristaldi, Josh Rosen, Brian Travis,  
 Danny Franks  
 Home Court: Time Warner Cable Arena (19,077)

Team Colors: Purple, Teal, Black, Cool Gray and Light Blue  
 Radio: WFNZ: Steve Martin, Matt Carroll  
 Television: Fox Sports Southeast: Eric Collins, Dell Curry,  
 Stephanie Ready  
 Founded: 1988  
 All-Time NBA Won-Loss Record: 868-1,134 (.434)  
 All-Time Playoff Record: 20-28 (.417)  
 2014-15 Record: 33-49 (.402), Finished 4th in  
 Southeast Division  
 2015 Playoffs: Failed to qualify

## ALL-TIME SERIES: ORLANDO VS. CHARLOTTE HORNETS

Regular Season Record: 49-40 (Magic 28-17 @ home, 21-23 @ Charlotte)

Date	Site	W-L	Score								
3/1/15	Orlando	L	83-98	12/29/07	Orlando	W	104-95	3/13/98	Orlando	L	82-100
1/3/15	Orlando	L	90-98	12/14/07	Charlotte	W	103-87	2/28/98	Charlotte	L	80-90
12/27/14	Charlotte	W	102-94	11/23/07	Orlando	W	105-92	12/27/97	Orlando	W	96-87
11/21/14	Charlotte	W	105-100	3/12/07	Charlotte	L	108-119	3/14/97	Orlando	W	86-81
4/4/14	Charlotte	L	80-91	1/5/07	Orlando	W	106-74	2/17/97	Charlotte	L	110-124
3/28/14	Orlando	W	110-105 (OT)	12/14/06	Charlotte	L	89-99	11/14/96	Orlando	W	96-89
1/17/14	Orlando	L	101-111	11/18/06	Orlando	W	97-83	4/21/96	Charlotte	W	103-100
12/11/13	Charlotte	W	92-83	3/21/06	Charlotte	L	102-108	3/8/96	Orlando	W	117-112 (OT)
3/27/13	Charlotte	L	108-114	1/20/06	Charlotte	W	104-93	3/5/96	Charlotte	W	123-97
2/19/13	Orlando	L	92-105	1/7/06	Orlando	W	108-92	12/8/96	Orlando	W	105-95
1/18/13	Orlando	L	100-106	11/15/05	Orlando	W	85-77	3/23/95	Orlando	W	105-93
12/15/12	Charlotte	W	107-98	3/24/05	Orlando	L	94-108	1/17/95	Orlando	W	109-98
4/25/12	Orlando	W	102-95	3/21/05	Charlotte	L	97-102	12/29/94	Charlotte	L	123-125
3/6/12	Charlotte	L	84-100	1/7/05	Orlando	W	111-91	11/9/94	Charlotte	W	130-128 (OT)
1/17/12	Orlando	W	96-89	11/6/04	Charlotte	L	100-111	4/14/94	Orlando	L	108-112
12/30/11	Charlotte	W	100-79	3/27/02	Charlotte	L	104-111	2/27/94	Orlando	W	114-103
4/6/11	Charlotte	W	111-102 (OT)	3/22/02	Orlando	L	92-106	1/26/94	Charlotte	W	145-120
4/1/11	Orlando	W	89-77	11/24/01	Orlando	L	101-103	11/11/93	Charlotte	L	87-120
2/27/11	Orlando	W	100-86	11/23/01	Charlotte	W	109-99	4/7/93	Charlotte	W	109-96
11/6/10	Charlotte	W	91-88	3/8/01	Charlotte	L	84-97	4/1/93	Orlando	L	93-102
3/14/10	Orlando	L	89-96	2/6/01	Charlotte	W	109-83	2/11/93	Charlotte	L	107-116
1/23/10	Charlotte	W	106-95 (OT)	11/8/00	Orlando	L	90-96	11/10/92	Orlando	L	108-112
11/16/09	Orlando	W	97-91	3/2/00	Orlando	W	104-96	4/7/92	Orlando	W	135-110
11/10/09	Charlotte	W	93-81	12/23/99	Charlotte	W	110-106	3/30/92	Charlotte	L	112-123
4/15/09	Orlando	W	98-73	11/19/99	Orlando	L	92-103	2/22/92	Charlotte	L	110-130
2/20/09	Charlotte	W	92-80	11/2/99	Charlotte	L	86-100	12/7/91	Orlando	L	95-109
2/17/09	Orlando	W	107-102 (OT)	3/26/99	Charlotte	L	82-90	12/29/90	Charlotte	L	100-109
11/16/08	Charlotte	W	90-85	3/23/99	Orlando	W	86-78	11/3/90	Orlando	L	97-104
1/16/08	Charlotte	L	93-99	3/3/99	Orlando	W	93-76	2/27/90	Orlando	W	115-109
				4/19/98	Charlotte	L	76-89	11/14/89	Charlotte	L	116-130

# 2014-15 SEASON SERIES

## ALL-TIME SERIES: ORLANDO VS. CHARLOTTE HORNETS

Playoff Record: 5-3 (Magic 2-2 @ home, 3-1 @ Charlotte)

Date	Site	W-L	Score				
4/30/02	Orlando	L	85-102				
4/26/10	Charlotte	W	99-90	4/27/02	Orlando	L	100-110 (OT)
4/24/10	Charlotte	W	90-86	4/23/02	Charlotte	W	111-103 (OT)
4/21/10	Orlando	W	92-77	4/20/02	Charlotte	L	79-80
4/18/10	Orlando	W	98-89				

## ORLANDO MAGIC VS. CHARLOTTE (2-2)

PLAYER	G-GS	MIN	FIELD GOALS			3-PT FG		FREE THROWS		REBOUNDS			PF	DQ	STL	TO	BLK	PTS	AVG	HI
			FG	FGA	PCT	3FG	3FGA	PCT	FT	FTA	PCT	OFF								
Harris	4-4	148	24-60	.400	3-10	.300	18-25	.720	8	34	42	6	8-0	6	3	5	69	17.3	21	
Vucevic	4-4	136	27-62	.435	0-0	---	12-12	1.000	7	33	40	9	14-0	2	5	4	66	16.5	22	
Oladipo	4-4	132	23-45	.511	2-8	.250	17-20	.850	1	11	12	15	12-0	7	5	0	65	16.3	21	
Fournier	3-1	96	16-41	.390	4-18	.222	6-10	.600	1	7	8	4	7-0	1	5	0	42	14.0	21	
Green	2-0	50	8-19	.421	2-5	.400	2-2	1.000	3	4	7	3	5-0	0	2	0	20	10.0	11	
Payton	4-3	110	14-37	.378	0-2	.000	6-11	.545	4	9	13	21	3-0	3	3	0	34	8.5	16	
B. Gordon	4-0	56	10-21	.476	4-9	.444	7-8	.875	0	5	5	0	2-0	0	4	1	31	7.8	11	
Nicholson	2-0	20	5-8	.625	1-1	1.000	0-0	---	0	4	4	0	0-0	0	0	1	11	5.5	11	
Frye	4-2	75	6-14	.429	4-11	.364	2-2	1.000	0	10	10	1	7-0	2	2	2	18	4.5	8	
O'Quinn	2-2	35	2-9	.222	2-3	.667	0-0	---	0	3	3	3	5-0	0	1	0	6	3.0	3	
Dedmon	4-0	40	4-10	.400	0-1	.000	3-3	1.000	5	12	17	0	7-0	2	1	1	11	2.8	4	
Ridnour	3-0	28	2-10	.200	0-2	.000	2-2	1.000	1	2	3	6	4-0	1	0	0	6	2.0	4	
Harkless	2-0	27	0-1	.000	0-0	---	1-2	.500	3	3	6	0	2-0	1	0	1	1	0.5	1	
Marble	1-0	7	0-0	---	0-0	---	0-0	---	0	1	1	0	0-0	0	1	0	0	0.0	0	
MAGIC	4	960	141-337	.418	22-70	.314	76-97	.784	33	138	171	68	76-0	25	32	15	380	95.0	105	
HORNETS	4	960	153-335	.457	27-78	.346	57-79	.722	42	144	186	78	77-0	15	47	23	390	97.5	100	

## CHARLOTTE HORNETS VS. ORLANDO (2-2)

PLAYER	G-GS	MIN	FIELD GOALS			3-PT FG		FREE THROWS		REBOUNDS			PF	DQ	STL	TO	BLK	PTS	AVG	HI
			FG	FGA	PCT	3FG	3FGA	PCT	FT	FTA	PCT	OFF								
Walker	3-3	118	32-71	.451	10-26	.385	13-16	.813	4	18	22	21	5-0	2	8	2	87	29.0	42	
Jefferson	3-3	98	25-47	.532	1-1	1.000	3-6	.500	4	26	30	5	7-0	1	2	7	54	18.0	24	
Mo Williams (TOT 2-1)	69	10-23	.435	4-9	.444	3-3	1.000	0	4	4	18	2-0	0	4	3	27	13.5	23		
Mo Williams (CHA) 1-1	38	9-16	.563	4-7	.571	1-1	1.000	0	2	2	11	0-0	0	2	0	23	23.0	23		
Neal	3-0	74	14-31	.452	2-10	.200	10-10	1.000	2	5	7	4	4-0	0	5	0	40	13.3	17	
Kidd-Gilchrist	3-3	110	14-29	.483	0-0	---	9-14	.643	8	25	33	7	6-0	1	6	3	37	12.3	17	
Henderson	4-4	119	18-38	.474	5-9	.556	2-4	.500	2	9	11	6	8-0	2	6	0	43	10.8	16	
Stephenson	2-1	58	7-22	.318	1-6	.167	3-4	.750	2	5	7	6	5-0	3	4	0	18	9.0	12	
Zeller	4-3	79	12-26	.462	0-0	---	10-14	.714	8	15	23	7	13-0	1	5	1	34	8.5	16	
Ma. Williams	4-1	109	13-28	.464	3-12	.250	4-4	1.000	5	18	23	6	9-0	1	1	0	33	8.3	9	
Roberts	4-0	52	5-13	.385	1-5	.200	0-0	---	0	7	7	5	2-0	1	3	0	11	2.8	6	
Biyombo	4-1	54	3-6	.500	0-0	---	1-4	.250	1	10	11	0	10-0	2	5	9	7	1.8	4	
Maxiell	2-0	33	1-4	.250	0-0	---	1-2	.500	6	3	9	0	5-0	0	0	1	3	1.5	3	
Hairston	2-0	18	0-4	.000	0-2	.000	0-0	---	0	1	1	0	3-0	1	0	0	0	0.0	0	
HORNETS	4	960	153-335	.457	27-78	.346	57-79	.722	42	144	186	78	77-0	15	47	23	390	97.5	100	
MAGIC	4	960	141-337	.418	22-70	.314	76-97	.784	33	138	171	68	76-0	25	32	15	380	95.0	105	

# CHICAGO BULLS



1901 West Madison Street • Chicago, IL 60612  
 Phone: (312) 455-4000 • www.bulls.com  
 Eastern Conference – Central Division

## 2015-16 MAGIC SCHEDULE VS. CHICAGO (ALL TIMES ET)

Sun., Nov. 1 @ Chicago, 7 pm      Wed., Mar. 2 @ Orlando, 7 pm  
 Sat., Mar. 26 @ Orlando, 7 pm

## DIRECTORY AND GENERAL INFORMATION

Chairman: Jerry Reinsdorf  
 Executive Vice President of Basketball Operations:  
 John Paxson  
 General Manager: Gar Forman  
 Head Coach: Fred Hoiberg (Iowa State)  
 NBA Record: N/A, 1st season  
 Associate Head Coach: Jim Boylen  
 Assistant Coaches: Pete Myers, Randy Brown, Mike Wilhelm,  
 Charlie Henry  
 Head Athletic Trainer: Jeff Tanaka  
 Public and Media Relations staff: Tim Hallam, Matt Yob,  
 Shaun Hickombottom  
 Home Court: United Center (20,917)  
 Team Colors: Red and Black

Radio: WMVP (AM 1000): Chuck Swirsky, Bill Wennington,  
 Steve Kashul; WRTO (1200 AM – Spanish): Omar Ramos,  
 Matt Moreno  
 Television: WGN (Channel 9), WPWR (Channel 50):  
 Neil Funk, Stacey King  
 Cable: Comcast SportsNet Chicago: Neil Funk, Stacey King  
 Founded: 1966  
 All-Time NBA Record: 2,073-1,896 (.522)  
 All-Time Playoff Record: 184-154 (.544)  
 2014-15 Record: 50-32 (.610), Finished 2nd in  
 Central Division  
 2015 Playoffs: Defeated Milwaukee, 4-2, in First Round;  
 Lost to Cleveland, 2-4, in Eastern Conference Semifinals

## ALL-TIME SERIES: ORLANDO VS. CHICAGO BULLS

Regular Season Record: 45-50 (Magic 24-22 @ home, 21-28 @ Chicago)

Date	Site	W-L	Score								
4/8/15	Orlando	W	105-103	11/1/06	Orlando	W	109-94	12/10/97	Orlando	W	106-98
2/8/15	Orlando	L	97-98	4/17/06	Orlando	L	112-116 (OT)	11/5/97	Chicago	L	81-94
1/12/15	Chicago	W	121-114	3/28/06	Chicago	W	97-93	4/6/97	Orlando	L	94-110
11/4/14	Chicago	L	90-98	12/7/05	Orlando	L	93-102	2/16/97	Chicago	L	89-110
4/14/14	Chicago	L	95-108	11/29/05	Chicago	L	76-85	1/3/97	Chicago	L	89-110
1/15/14	Orlando	L	125-128 (3 OT)	4/15/05	Chicago	L	77-117	4/7/96	Orlando	L	86-90
12/16/13	Chicago	W	83-82	4/6/05	Orlando	L	101-102 (OT)	2/25/96	Chicago	L	91-111
4/15/13	Orlando	L	84-102	1/1/05	Chicago	L	90-105	12/13/95	Chicago	L	103-112
4/5/13	Chicago	L	86-87	11/14/04	Chicago	W	93-84	11/14/95	Orlando	W	94-88
1/2/13	Orlando	L	94-96	3/31/04	Orlando	L	91-109	3/24/95	Chicago	W	106-99
11/6/12	Chicago	L	93-99	12/16/03	Chicago	L	88-102	2/26/95	Orlando	W	105-103
3/19/12	Orlando	L	59-85	11/5/03	Orlando	L	100-106	1/26/95	Orlando	W	102-99
3/8/12	Chicago	W	99-94	3/3/03	Chicago	W	104-89	1/10/95	Chicago	L	77-109
1/6/12	Orlando	L	83-97	2/21/03	Orlando	W	110-96	4/17/94	Orlando	W	118-101
4/10/11	Orlando	L	99-102	1/22/03	Orlando	L	94-91	3/15/94	Chicago	L	98-108
3/4/11	Orlando	L	81-89	12/10/02	Chicago	L	87-107	1/5/94	Orlando	W	105-90
1/28/11	Chicago	L	90-99	3/26/02	Orlando	W	96-82	12/25/93	Chicago	L	93-95
12/1/10	Chicago	W	107-78	12/26/02	Chicago	L	112-97	3/26/93	Chicago	L	86-107
3/11/10	Orlando	W	111-82	12/5/01	Orlando	W	102-74	2/25/93	Orlando	L	106-108
2/10/10	Chicago	W	107-87	3/20/01	Chicago	W	103-95	1/16/93	Chicago	W	128-124 (OT)
1/2/10	Chicago	L	93-101	1/15/01	Orlando	W	113-104	1/12/93	Orlando	L	106-122
3/11/09	Orlando	W	107-79	12/21/00	Orlando	W	99-88	3/21/92	Chicago	W	111-108
2/24/09	Chicago	L	102-120	11/9/00	Chicago	L	90-95	3/14/92	Orlando	L	96-112
12/31/08	Chicago	W	113-94	3/20/00	Chicago	W	88-86 (OT)	2/19/92	Orlando	L	99-112
11/3/08	Orlando	W	96-93	3/8/00	Orlando	W	103-67	11/9/91	Chicago	L	76-107
4/13/08	Chicago	W	104-84	12/18/99	Chicago	W	83-74	4/2/91	Chicago	L	102-106
4/9/08	Orlando	W	115-83	12/11/99	Orlando	W	108-87	1/16/91	Orlando	L	88-99
1/15/08	Orlando	W	102-88	5/5/99	Chicago	W	103-83	4/5/90	Chicago	L	104-111
12/31/07	Chicago	W	112-110 (OT)	4/1/99	Chicago	W	115-68	2/14/90	Orlando	W	135-129 (OT)
3/8/07	Orlando	L	76-100	12/31/99	Orlando	W	103-94	1/5/90	Chicago	L	116-127
2/26/07	Chicago	W	94-87	4/11/98	Chicago	L	78-87	12/20/89	Orlando	W	110-109
				3/25/98	Orlando	L	70-85	12/14/89	Chicago	L	113-124

# 2014-15 SEASON SERIES

## ALL-TIME SERIES: ORLANDO VS. CHICAGO BULLS

Playoff Record: 4-6 (Magic 2-3 @ home, 2-3 @ Chicago)

Date	Site	W-L	Score				
5/27/96	Orlando	L	101-106	5/16/95	Orlando	W	103-95
5/25/96	Orlando	L	67-86	5/14/95	Chicago	L	95-106
5/21/96	Chicago	L	88-93	5/12/95	Chicago	W	110-101
5/19/96	Chicago	L	83-121	5/10/95	Orlando	L	94-104
5/18/95	Chicago	W	108-102	5/7/95	Orlando	W	94-91

## ORLANDO MAGIC VS. CHICAGO (2-2)

PLAYER	G-GS	MIN	FIELD GOALS			3-PT FG		FREE THROWS		REBOUNDS			PF-DQ	STL	TO	BLK	PTS	AVG	HI
			FG-FGA	PCT	3FG-FGA	PCT	FT-FTA	PCT	OFF	DEF	TOT	AST							
Oladipo	3-3	112	27-47	.574	7-14	.500	13-17	.765	1	10	11	13	7-0	6	8	1	74	24.7	33
Vucevic	4-4	147	39-76	.513	1-1	1.000	9-14	.643	7	31	38	10	10-0	2	10	1	88	22.0	33
Harris	3-3	106	17-45	.378	2-11	.182	8-8	1.000	4	16	20	3	7-0	4	3	1	44	14.7	21
Fournier	3-1	79	13-28	.464	5-13	.385	7-9	.778	4	4	8	5	2-0	1	2	0	38	12.7	14
Payton	4-4	128	19-41	.463	2-2	1.000	6-10	.600	11	17	28	26	11-0	9	8	2	46	11.5	17
Nicholson	1-0	22	4-8	.500	1-2	.500	0-0	---	0	1	1	2	3-0	0	1	1	9	9.0	9
Frye	4-3	100	10-24	.417	8-20	.400	0-0	---	1	14	15	10	8-0	5	4	4	28	7.0	12
B. Gordon	2-0	35	6-12	.500	1-3	.333	0-0	---	1	3	4	4	3-0	0	0	0	13	6.5	7
Ridnour	2-0	31	4-8	.500	1-2	.500	4-5	.800	1	2	3	6	1-0	0	3	0	13	6.5	9
Dedmon	3-1	47	8-11	.727	0-0	---	1-2	.500	10	7	17	0	14-0	0	3	2	17	5.7	8
O'Quinn	2-0	35	4-11	.364	0-5	.000	3-4	.750	1	6	7	4	4-0	1	3	2	11	5.5	8
A. Gordon	3-0	48	6-11	.545	1-5	.200	3-4	.750	1	9	10	2	7-0	1	3	2	16	5.3	7
Marble	1-1	31	2-4	.500	1-2	.500	0-3	.000	0	5	5	4	2-0	3	1	0	5	5.0	5
Green	2-0	29	3-6	.500	0-0	---	1-1	1.000	0	1	1	2	5-0	1	3	0	7	3.5	7
Harkless	2-0	10	1-2	.500	0-0	---	2-3	.667	0	3	3	0	3-0	0	0	0	4	2.0	4
MAGIC	4	960	163-334	.488	30-80	.375	57-80	.713	42	129	171	91	87-0	33	57	16	413	103.3	121
BULLS	4	960	147-315	.467	35-90	.389	84-109	.771	40	123	163	100	65-1	32	58	19	413	103.3	114

## CHICAGO BULLS VS. ORLANDO (2-2)

PLAYER	G-GS	MIN	FIELD GOALS			3-PT FG		FREE THROWS		REBOUNDS			PF-DQ	STL	TO	BLK	PTS	AVG	HI
			FG-FGA	PCT	3FG-FGA	PCT	FT-FTA	PCT	OFF	DEF	TOT	AST							
Butler	4-4	155	27-54	.500	9-16	.563	21-25	.840	6	12	18	16	7-0	9	8	2	84	21.0	27
Gasol	4-4	147	31-58	.534	0-1	.000	22-29	.759	6	45	51	10	8-0	4	7	8	84	21.0	28
Rose	3-3	85	15-38	.395	3-15	.200	4-7	.571	0	5	5	20	4-0	5	10	0	37	12.3	18
McDermott	1-0	12	4-6	.667	1-2	.500	3-3	1.000	0	1	1	0	0-0	0	0	0	12	12.0	12
Gibson	4-1	102	17-34	.500	0-0	---	8-10	.800	11	9	20	4	10-0	1	4	3	42	10.5	16
Brooks	4-0	93	15-37	.405	7-17	.412	4-5	.800	2	6	8	14	7-0	2	5	3	41	10.3	13
Noah	3-3	99	12-22	.545	0-0	---	4-8	.500	9	18	27	10	9-1	4	8	1	28	9.3	18
Mirotic	4-0	64	7-23	.304	6-13	.462	14-18	.778	2	9	11	7	6-0	4	2	1	34	8.5	15
Hinrich	3-1	70	7-17	.412	2-8	.250	2-2	1.000	0	7	7	8	4-0	2	5	1	18	6.0	8
Dunleavy	2-2	44	4-9	.444	3-6	.500	0-0	---	1	3	4	5	5-0	0	3	0	11	5.5	8
Snell	4-2	74	6-13	.462	3-9	.333	2-2	1.000	3	8	11	5	3-0	1	3	0	17	4.3	8
Moore	2-0	16	2-4	.500	1-3	.333	0-0	---	0	0	0	1	2-0	0	1	0	5	2.5	5
BULLS	4	960	147-315	.467	35-90	.389	84-109	.771	40	123	163	100	65-1	32	58	19	413	103.3	114
MAGIC	4	960	163-334	.488	30-80	.375	57-80	.713	42	129	171	91	87-0	33	57	16	413	103.3	121



# CLEVELAND CAVALIERS



One Center Court • Cleveland, OH 44115-4001  
 Phone: (216) 420-2000 • www.cavs.com  
 Eastern Conference – Central Division

## 2015-16 MAGIC SCHEDULE VS. CLEVELAND (ALL TIMES ET)

Mon., Nov. 23 @ Cleveland, 7 pm      Fri., Dec. 11 @ Orlando, 7 pm  
 Sat., Jan. 2 @ Cleveland, 7:30 pm      Fri., Mar. 18 @ Orlando, 7 pm

## DIRECTORY AND GENERAL INFORMATION

Majority Owner/Chairman: Dan Gilbert  
 Vice Chairmen: Jeff Cohen, Nate Forbes  
 General Manager: David Griffin  
 Head Coach: David Blatt (Princeton)  
 NBA Record: 53-29 (.646), 2nd season  
 Associate Head Coach: Tyrnnon Lue  
 Assistant Coaches: Jim Boylan, Larry Drew, Bret Brielmaier, James Posey  
 Director of Player Development/Assistant Coach: Phil Handy  
 Head Athletic Trainer: Stephen Spiro  
 Communications staff: Tad Carper, B.J. Evans, Jeff Schaefer, Cherome Owens  
 Home Court: Quicken Loans Arena (20,562)  
 Team Colors: Wine and Gold

Radio: WTAM (1100 AM): John Michael, Jim Chones, Mike Snyder; LA MEGA (87.7 FM – Spanish): Rafael Hernández Brito  
 Television: FOX Sports Ohio: Fred McLeod, Austin Carr, Allie Clifton  
 Founded: 1970  
 All-Time NBA Record: 1,671-1,971 (.459)  
 All-Time Playoff Record: 84-84 (.500)  
 2014-15 Record: 53-29 (.646), Finished 1st in Central Division  
 2015 Playoffs: Defeated Boston, 4-0, in First Round; Defeated Chicago, 4-2, in Eastern Conference Semifinals; Defeated Atlanta, 4-0, in Eastern Conference Finals; Lost to Golden State, 2-4, in NBA Finals

## ALL-TIME SERIES: ORLANDO VS. CLEVELAND CAVALIERS

Regular Season Record: 48-47 (Magic 30-19 @ home, 18-28 @ Cleveland)

Date	Site	W-L	Score								
3/15/15	Orlando	L	108-123	12/16/06	Orlando	W	81-74	1/2/98	Orlando	L	71-81
12/26/14	Orlando	L	89-98	3/10/06	Orlando	W	102-73	11/19/97	Cleveland	W	96-93 (OT)
11/24/14	Cleveland	L	74-106	2/21/06	Cleveland	L	92-105	4/16/97	Cleveland	L	63-78
4/2/14	Orlando	L	98-119	11/18/05	Cleveland	L	84-102	12/23/96	Orlando	W	89-84
2/19/14	Cleveland	L	93-101	11/13/05	Orlando	L	100-108 (OT)	12/4/96	Orlando	L	57-84
1/2/14	Cleveland	L	81-87	4/11/05	Orlando	L	106-114	11/30/96	Cleveland	W	86-82
12/13/13	Orlando	L	100-109	3/8/05	Cleveland	L	92-111	4/10/96	Orlando	W	116-104
4/7/13	Cleveland	L	85-91	2/5/05	Cleveland	L	92-101	1/6/96	Cleveland	L	94-105
2/23/13	Orlando	L	94-118	2/1/05	Orlando	W	105-102	11/3/95	Orlando	W	99-88
2/8/13	Cleveland	L	108-119	2/27/04	Orlando	L	107-112 (OT)	4/11/95	Orlando	W	107-90
11/23/12	Orlando	W	108-104	1/26/04	Cleveland	L	98-99	2/15/95	Cleveland	L	99-100 (OT)
4/15/12	Cleveland	W	100-84	12/25/03	Orlando	W	113-101 (OT)	12/7/94	Orlando	W	90-75
3/23/12	Orlando	W	93-80	3/21/03	Orlando	W	109-85	12/6/94	Cleveland	W	114-97
2/3/12	Orlando	W	102-94	3/2/03	Cleveland	W	102-76	3/18/94	Orlando	W	113-96
3/21/11	Cleveland	W	97-86	1/29/03	Orlando	W	113-108	1/17/94	Cleveland	L	107-114
1/30/11	Orlando	W	103-87	1/21/03	Cleveland	W	103-94	1/12/94	Orlando	L	109-118
12/28/10	Cleveland	W	110-95	4/4/02	Orlando	W	105-101	12/4/93	Cleveland	W	87-83
11/26/10	Orlando	W	111-100	2/24/02	Cleveland	L	96-111	4/16/93	Cleveland	L	110-113
4/11/10	Cleveland	W	98-92	2/5/02	Orlando	W	106-98	2/10/93	Orlando	W	96-87
2/21/10	Orlando	W	101-95	11/3/01	Cleveland	W	99-69	1/28/93	Cleveland	L	113-127
2/11/10	Cleveland	L	106-115	4/10/01	Cleveland	L	78-101	11/28/92	Orlando	W	95-93
11/11/09	Orlando	L	93-102	2/11/01	Cleveland	W	97-87	3/25/92	Orlando	L	96-106
4/3/09	Orlando	W	116-87	3/2/01	Orlando	W	120-94	1/30/92	Cleveland	L	98-115
3/17/09	Cleveland	L	93-97	12/23/00	Orlando	W	111-92	1/25/92	Orlando	W	99-96
1/29/09	Orlando	W	99-88	1/27/00	Cleveland	L	90-102	11/29/91	Cleveland	L	104-115
4/5/08	Cleveland	W	101-86	12/22/99	Cleveland	W	103-97	4/17/91	Cleveland	L	102-112
3/17/08	Orlando	W	104-90	11/5/99	Orlando	L	99-104	11/6/90	Orlando	L	95-102
2/11/08	Orlando	L	111-118	4/8/99	Cleveland	W	73-69	4/20/90	Orlando	L	104-118
11/14/07	Cleveland	W	117-116 (OT)	3/25/99	Orlando	W	96-86	3/18/90	Orlando	L	103-120
1/22/07	Cleveland	W	90-79	2/16/99	Cleveland	L	78-90	2/23/90	Cleveland	L	96-123
12/23/06	Cleveland	L	83-86	3/31/98	Cleveland	L	86-93	1/6/90	Orlando	L	112-123
				3/6/98	Orlando	W	91-89 (OT)	11/8/89	Cleveland	W	117-110 (OT)

# 2014-15 SEASON SERIES

## ALL-TIME SERIES: ORLANDO VS. CLEVELAND CAVALIERS

Playoff Record: 4-2 (Magic 3-0 @ home, 1-2 @ Cleveland)

Date	Site	W-L	Score
5/30/09	Orlando	W	103-90
5/28/09	Cleveland	L	102-112
5/26/09	Orlando	W	116-114 (OT)
5/24/09	Orlando	W	99-89
5/22/09	Cleveland	L	95-96
5/20/09	Cleveland	W	107-106

## ORLANDO MAGIC VS. CLEVELAND (0-3)

PLAYER	G-S	MIN	FIELD GOALS			3-PT FG		FREE THROWS		REBOUNDS			PF	DQ	STL	TO	BLK	PTS	AVG	HI
			FG-FGA	PCT	3FG-FGAPCT	FT-FTA	PCT	OFF	DEF	TOT	AST									
Harris	2-2	84	16-31	.516	5-12	.417	3-4	.750	1	11	12	2	3-0	2	5	1	40	20.0	24	
Oladipo	3-3	113	21-50	.420	4-7	.571	14-20	.700	1	13	14	17	9-1	7	11	1	60	20.0	25	
Vucevic	3-3	98	25-46	.543	0-0	---	2-3	.667	15	21	36	10	7-0	1	6	1	52	17.3	22	
Fournier	2-1	66	7-19	.368	3-7	.429	6-7	.857	1	3	4	2	4-0	2	2	2	23	11.5	15	
Ridnour	2-0	23	7-8	.875	3-4	.750	3-4	.750	0	1	1	1	3-0	3	1	0	20	10.0	15	
Payton	3-2	80	10-26	.385	2-3	.667	3-8	.375	5	10	15	16	3-0	4	12	0	25	8.3	13	
Dedmon	3-1	53	7-11	.636	0-0	---	3-7	.429	9	10	19	1	7-0	1	3	1	17	5.7	8	
B. Gordon	2-0	27	4-8	.500	2-4	.500	0-1	.000	0	3	3	2	1-0	0	0	0	10	5.0	10	
Frye	3-1	62	4-13	.308	4-11	.364	0-0	---	0	8	8	2	7-0	1	0	0	12	4.0	9	
Harkless	2-1	44	3-11	.273	0-4	.000	0-0	---	2	1	3	4	5-0	0	2	0	6	3.0	4	
A. Gordon	1-0	13	1-3	.333	0-2	.000	0-0	---	0	1	1	1	2-0	1	2	0	2	2.0	2	
Green	1-0	21	1-7	.143	0-2	.000	0-0	---	0	1	1	3	0-0	0	1	2	2.0	2		
Nicholson	2-0	20	1-5	.200	0-0	---	0-0	---	1	2	3	1	2-0	1	2	0	2	1.0	2	
O'Quinn	1-1	16	0-3	.000	0-1	.000	0-0	---	0	0	0	1	4-0	0	1	0	0.0	0		
MAGIC	3	720	107-241	.444	23-57	.404	34-54	.630	35	85	120	63	57-1	23	48	8	271	90.3	108	
CAVALIERS	3	720	120-237	.506	32-81	.395	55-67	.821	23	92	115	75	58-0	33	39	20	327	109.0	123	

## CLEVELAND CAVALIERS VS. ORLANDO (3-0)

PLAYER	G-S	MIN	FIELD GOALS			3-PT FG		FREE THROWS		REBOUNDS			PF	DQ	STL	TO	BLK	PTS	AVG	HI
			FG-FGA	PCT	3FG-FGAPCT	FT-FTA	PCT	OFF	DEF	TOT	AST									
James	3-3	103	28-51	.549	2-12	.167	21-26	.808	2	15	17	32	4-0	8	6	3	79	26.3	29	
Irving	2-2	66	17-24	.708	6-8	.750	5-7	.714	0	5	5	8	5-0	5	5	0	45	22.5	33	
Smith (TOT)	2-1	64	13-30	.433	9-19	.474	9-10	.900	1	7	8	6	5-0	2	3	1	44	22.0	25	
Smith (CLE)	1-1	34	7-14	.500	6-11	.545	5-6	.833	0	4	4	3	3-0	2	2	1	25	25.0	25	
Love	2-2	66	12-28	.429	3-9	.333	7-9	.778	3	12	15	7	3-0	2	3	0	34	17.0	22	
Varejao	1-1	21	7-9	.778	0-0	---	0-0	---	1	5	6	2	3-0	1	4	2	14	14.0	14	
Walters	2-0	54	9-21	.429	0-2	.000	7-7	1.000	0	5	5	2	3-0	4	2	1	25	12.5	17	
Miller	1-1	38	3-8	.375	3-8	.375	0-0	---	0	5	5	5	4-0	2	0	0	9	9.0	9	
Shumpert (TOT)	2-1	58	8-16	.500	1-4	.250	1-1	1.000	3	11	14	6	8-1	3	3	1	18	9.0	10	
Shumpert (CLE)	1-0	31	3-6	.500	1-2	.500	1-1	1.000	1	5	6	3	2-0	3	2	1	8	8.0	8	
Perkins (TOT)	3-0	56	10-14	.714	0-0	---	5-9	.556	1	15	16	3	9-0	1	7	1	25	8.3	11	
Perkins (CLE)	1-0	14	2-3	.667	0-0	---	2-2	1.000	1	3	4	0	2-0	0	2	1	6	6.0	6	
Mozgov (TOT)	1-1	24	4-8	.500	0-0	---	0-0	---	0	3	3	1	0-0	0	1	0	8	8.0	8	
Mozgov (CLE)	1-1	24	4-8	.500	0-0	---	0-0	---	0	3	3	1	0-0	0	1	0	8	8.0	8	
Jones	2-0	29	5-10	.500	5-10	.500	0-0	---	0	4	4	2	2-0	0	0	0	15	7.5	12	
Thompson	3-2	91	9-19	.474	0-0	---	4-5	.800	12	15	27	0	8-0	2	1	5	22	7.3	9	
Dellavedova	2-1	50	4-12	.333	4-12	.333	2-2	1.000	0	1	1	4	5-0	1	6	0	14	7.0	8	
Marion	2-1	40	6-13	.462	1-2	.500	0-0	---	2	5	7	0	2-0	1	0	2	13	6.5	9	
Amundson	1/0	16	2-2	1.000	0-0	---	1-2	.500	1	3	4	1	4-0	0	1	0	5	5.0	5	
Cherry	1-0	20	2-6	.333	1-3	.333	0-0	---	0	2	2	4	4-0	1	1	1	5	5.0	5	
Harris	3-0	13	0-2	.000	0-2	.000	0-0	---	0	0	0	1	3-0	0	1	0	0	0.0	0	
Haywood	1-0	6	0-1	.000	0-0	---	0-0	---	0	0	0	0	1-0	1	0	3	0	0.0	0	
Price	1-0	6	0-0	---	0-0	---	0-0	---	0	0	0	0	0-0	0	0	0	0	0.0	0	
MAGIC	3	720	120-237	.506	32-81	.395	55-67	.821	23	92	115	75	58-0	33	39	20	327	109.0	123	
CAVALIERS	3	720	107-241	.444	23-57	.404	34-54	.630	35	85	120	63	57-1	23	48	8	271	90.3	108	



American Airlines Center  
 2500 Victory Avenue  
 Dallas, TX 75219  
 Phone: (214) 665-4660 • www.mavs.com  
 Western Conference – Southwest Division

**2015-16 MAGIC SCHEDULE VS. DALLAS (ALL TIMES ET)**

Fri., Feb. 19 @ Orlando, 7 pm      Tue., Mar. 1 @ Dallas, 8:30 pm

**DIRECTORY AND GENERAL INFORMATION**

Owner: Mark Cuban  
 President of Basketball Operations/General Manager: Donn Nelson  
 Head Coach: Rick Carlisle (Virginia)  
 NBA Record: 619-431 (.590), 14th season  
 Assistant Coaches: Kaleb Canales, Melvin Hunt, Jamahl Mosley, Darrell Armstrong  
 Head Athletic Trainer: Casey Smith  
 Communications staff: Sarah Melton, Scott Tomlin, Alan Rakowski  
 Home Court: American Airlines Center (19,200)  
 Team Colors: Blue, Black and Silver  
 Radio: ESPN Radio (103.3 FM): Chuck Cooperstein, Brad Davis; ESPN Deportes (1540 AM - Spanish): Victor Villalba

Television: FOX Sports Southwest: Mark Followill, Derek Harper, Jeff Wade  
 Founded: 1980  
 All-Time NBA Record: 1,440-1,382 (.510)  
 All-Time Playoff Record: 90-101 (.471)  
 2014-15 Record: 50-32 (.610), Finished 4th in Southwest Division  
 2015 Playoffs: Lost to Houston, 1-4, in First Round

**ALL-TIME SERIES: ORLANDO VS. DALLAS MAVERICKS**

Regular Season Record: 23-30 (Magic 14-12 @ home, 9-18 @ Dallas)

Date	Site	W-L	Score
12/22/01	Dallas	L	80-102
3/18/15	Dallas	L	102-107
1/31/15	Orlando	L	93-108
1/13/14	Dallas	L	88-107
11/16/13	Orlando	L	100-108
2/10/13	Dallas	L	96-111
1/20/13	Orlando	L	105-111
3/30/12	Orlando	L	98-100
1/8/11	Dallas	W	117-107
12/21/10	Orlando	L	99-105
4/1/10	Dallas	W	97-82
2/19/10	Orlando	L	85-95
2/2/09	Orlando	L	95-105
11/14/08	Dallas	W	102-100
2/4/08	Orlando	L	98-107
12/17/07	Dallas	L	108-111
3/3/07	Dallas	L	98-103
1/23/07	Orlando	L	95-111
3/31/06	Orlando	W	108-99
12/16/05	Dallas	L	103-109 (OT)
4/5/05	Dallas	L	105-114
11/9/04	Orlando	W	94-84
3/28/04	Orlando	L	88-118
12/6/03	Dallas	L	97-110
4/5/03	Dallas	L	90-108
2/25/03	Orlando	W	98-93
1/14/02	Orlando	W	113-87
12/22/01	Dallas	L	80-102
3/5/01	Orlando	W	95-81
1/18/01	Dallas	L	106-115 (OT)
11/24/99	Orlando	W	112-100
11/13/99	Dallas	L	117-125
3/11/99	Dallas	L	76-93
2/25/98	Orlando	W	100-79
12/11/97	Dallas	W	100-90
1/15/97	Dallas	W	78-66
12/2/96	Orlando	L	102-108 (OT)
1/15/96	Dallas	L	104-119
11/30/95	Orlando	W	110-96
2/8/95	Orlando	W	110-92
1/18/95	Dallas	W	108-97
3/16/94	Orlando	W	100-98
3/3/94	Dallas	W	107-94
3/17/93	Dallas	L	96-102
1/23/93	Orlando	W	127-106
4/1/92	Dallas	L	89-102
1/24/92	Orlando	W	121-103
3/27/91	Dallas	W	97-85
3/23/91	Orlando	W	105-93
1/12/91	Dallas	W	127-103
11/13/90	Orlando	W	109-103
11/9/90	Dallas	L	99-111
3/22/90	Orlando	L	106-116
2/17/90	Dallas	L	108-135

**ORLANDO MAGIC VS. DALLAS (0-2)**

PLAYER	G-GS	MIN	FIELD GOALS		3-PT FG	FREE THROWS		REBOUNDS			PF-DQ	STL	TO	BLK	PTS	AVG	HI		
			FG-FGA	PCT	3FG-FGAPCT	FT-FTA	PCT	OFF	DEF	TOT								AST	
Oladipo	1-1	37	7-20	.350	0-6	.000	5-6	.833	0	4	4	6	4-0	2	5	1	19	19.0	19
Fournier	1-1	37	6-10	.600	1-2	.500	2-2	1.000	0	3	3	1	2-0	2	0	0	15	15.0	15
Green	1-0	28	6-12	.500	1-4	.250	2-3	.667	1	2	3	4	0-0	2	2	0	15	15.0	15
Vucevic	2-2	58	12-22	.545	0-0	---	5-5	1.000	6	19	25	3	5-0	1	2	2	29	14.5	17
Harkless	2-1	61	8-17	.471	2-7	.286	5-6	.833	3	5	8	2	3-0	5	3	2	23	11.5	18
Frye	2-1	44	8-20	.400	5-12	.417	0-0	---	2	2	4	4	5-0	2	1	1	21	10.5	11
Payton	2-2	61	7-16	.438	1-2	.500	4-4	1.000	4	11	15	17	5-0	3	6	0	19	9.5	15
A. Gordon	2-1	44	5-13	.385	2-5	.400	5-6	.833	3	8	11	0	8-0	0	1	1	17	8.5	11
Harris	1-1	30	2-8	.250	0-3	.000	4-6	.667	1	2	3	5	2-0	1	2	0	8	8.0	8
O'Quinn	1-0	21	3-5	.600	1-1	1.000	0-0	---	2	0	2	2	4-0	0	2	0	7	7.0	7
B. Gordon	2-0	28	4-11	.364	3-6	.500	0-0	---	0	3	3	2	3-0	1	8	0	11	5.5	6
Nicholson	1-0	7	2-5	.400	1-2	.500	0-0	---	0	0	0	0	3-0	0	0	0	5	5.0	5
Ridnour	1-0	19	2-4	.500	0-2	.000	0-0	---	0	2	2	3	0-0	1	1	1	4	4.0	4
Dedmon	1-0	6	1-2	.500	0-0	---	0-0	---	0	0	0	0	4-0	1	0	0	2	2.0	2
MAGIC	2	480	73-165	.442	17-52	.327	32-38	.842	22	61	83	49	48-0	21	33	8	195	97.5	102
MAVERICKS	2	480	81-154	.526	24-52	.462	29-46	.630	11	65	76	54	36-0	16	32	10	215	107.5	108

**DALLAS MAVERICKS VS. ORLANDO (2-0)**

PLAYER	G-GS	MIN	FIELD GOALS		3-PT FG	FREE THROWS		REBOUNDS			PF-DQ	STL	TO	BLK	PTS	AVG	HI		
			FG-FGA	PCT	3FG-FGAPCT	FT-FTA	PCT	OFF	DEF	TOT								AST	
Ellis	2-2	73	20-37	.541	2-8	.250	4-6	.667	0	4	4	17	6-0	5	5	3	46	23.0	25
Nowitzki	2-2	58	13-22	.591	6-7	.857	4-5	.800	2	10	12	6	3-0	1	4	0	36	18.0	25
Harris	2-0	53	7-16	.438	6-12	.500	4-6	.667	0	4	4	10	6-0	1	3	0	24	12.0	12
Chandler	2-2	61	10-14	.714	0-0	---	3-4	.750	2	15	17	2	0-0	0	4	5	23	11.5	20
Parsons	1-1	27	3-8	.375	2-6	.333	0-0	---	0	4	4	3	2-0	0	1	0	8	8.0	8
Villanueva	2-0	28	6-13	.462	4-8	.500	0-4	.000	0	5	5	0	4-0	0	0	1	16	8.0	10
Rondo (TOT)	3-3	63	10-19	.526	1-4	.250	1-2	.500	2	11	13	26	4-0	3	14	0	22	7.3	13
Rondo (DAL)	2-2	30	4-7	.571	0-1	.000	1-2	.500	1	5	6	11	3-0	1	8	0	9	4.5	9
Barea	2-0	35	6-11	.545	1-3	.333	1-2	.500	0	0	0	2	2-0	3	4	0	14	7.0	10
Jefferson	2-1	28	4-5	.800	3-3	1.000	3-4	.750	0	3	3	1	2-0	1	1	1	14	7.0	14
Stoudemire (TOT)	3-0	49	7-20	.350	0-0	---	7-10	.700	5	3	8	1	7-0	0	3	0	21	7.0	8
Stoudemire (DAL)	1-0	16	3-8	.375	0-0	---	2-4	.500	0	1	1	0	0-0	0	0	0	8	8.0	8
Amini	2-0	51	3-9	.333	0-3	.000	7-9	.778	6	10	16	2	5-0	3	1	0	13	6.5	7
Smith	1-0	11	2-3	.667	0-0	---	0-0	---	0	4	4	0	2-0	0	0	0	4	4.0	4
Felton	1-0	9	0-1	.000	0-1	.000	0-0	---	0	0	0	0	1-0	1	1	0	0	0.0	0
MAVERICKS	2	480	81-154	.526	24-52	.462	29-46	.630	11	65	76	54	36-0	16	32	10	215	107.5	108
MAGIC	2	480	73-165	.442	17-52	.327	32-38	.842	22	61	83	49	48-0	21	33	8	195	97.5	102

# DENVER NUGGETS



Pepsi Center  
1000 Chopper Circle  
Denver, CO 80204  
Phone: (303) 405-1100 • www.nuggets.com  
Western Conference – Northwest Division

## 2015-16 MAGIC SCHEDULE VS. DENVER (ALL TIMES ET)

Tue., Dec. 8 @ Denver, 9 pm      Tue., Mar. 15 @ Orlando, 7 pm

### DIRECTORY AND GENERAL INFORMATION

Owner: E. Stanley Kroenke  
President and Governor: Josh Kroenke  
General Manager & Executive Vice President of Basketball Operations: Tim Connelly  
Head Coach: Michael Malone (Loyola)  
NBA Record: 39-67 (.368), 3rd season  
Assistant Coaches: Ed Pinckney, Chris Fleming, Micah Nori, Dee Brown, Ryan Bowen, Noel Gillespie, John Beckett  
Head Athletic Trainer: Dan Shimensky  
Media Relations staff: Tim Gelt, Nick O'Hayre, Cody Wise, Steven Blevins  
Home Court: Pepsi Center (19,155)  
Team Colors: Light Blue, Dark Blue and Yellow

Radio: KRWZ (AM 950): Jason Kosmicki  
Television: Altitude Sports & Entertainment: Chris Marlowe, Scott Hastings  
Founded: 1967\*  
All-Time NBA Record: 1,530-1,620 (.486)  
All-Time Playoff Record: 61-101 (.377)  
2014-15 Record: 30-52 (.366), Finished 4th in Northwest Division  
2015 Playoffs: Failed to qualify  
*\*member of the American Basketball Association until 1976-77*

### ALL-TIME SERIES: ORLANDO VS. DENVER NUGGETS

Regular Season Record: 30-23 (Magic 21-6 @ home, 9-17 @ Denver)

Date	Site	W-L	Score			
3/22/15	Orlando	L	100-119	3/15/02	Orlando	W 124-102
1/7/15	Denver	L	90-93	11/15/01	Denver	W 101-82
3/12/14	Orlando	L	112-120	2/26/01	Denver	W 93-86
1/11/14	Denver	L	94-120	12/7/00	Orlando	W 103-93
1/9/13	Denver	L	105-108	3/11/00	Orlando	W 110-107
11/2/12	Orlando	W	102-89	12/3/99	Denver	W 112-100
4/22/12	Denver	L	74-101	1/13/98	Denver	W 98-84
4/1/12	Orlando	L	101-104	11/14/97	Orlando	W 103-85
3/18/11	Orlando	W	85-82	3/11/97	Denver	W 96-91
12/14/10	Denver	L	94-111	2/21/97	Orlando	W 99-86
3/28/10	Orlando	W	103-97	3/12/96	Denver	L 93-110
1/13/10	Denver	L	97-115	2/13/96	Orlando	W 121-93
2/11/09	Orlando	L	73-82	1/20/95	Denver	W 112-108 (OT)
1/17/08	Denver	W	106-88	12/14/94	Orlando	W 120-96
2/13/08	Orlando	W	109-98	3/8/94	Orlando	W 94-88
1/11/08	Denver	L	103-113	3/4/94	Denver	L 89-98
2/28/07	Denver	L	101-111	3/20/93	Denver	W 114-108
11/15/06	Orlando	W	108-99	2/17/93	Orlando	W 111-99
3/4/06	Denver	L	94-110	3/10/92	Orlando	L 82-89
12/10/05	Orlando	W	94-83	1/4/92	Denver	L 91-93
12/18/04	Orlando	W	117-95	3/8/91	Orlando	W 129-113
12/6/04	Denver	L	102-115	3/2/91	Denver	L 111-126
2/20/04	Orlando	W	102-98	2/12/91	Orlando	W 129-122
11/14/03	Denver	L	101-106	12/30/90	Orlando	W 155-116
3/9/03	Orlando	W	111-98	11/27/90	Denver	L 113-124
12/20/02	Denver	W	89-80	1/11/90	Denver	L 105-141
				12/22/89	Orlando	L 125-137

# 2014-15 SEASON SERIES

### ORLANDO MAGIC VS. DENVER (0-2)

PLAYER	G-GS	MIN	FIELD GOALS			3-PT FG	FREE THROWS		REBOUNDS			PF-DQ	STL	TO	BLK	PTS	AVG	HI	
			FG-FGA	PCT	3FG-FGAPCT		FT-FTA	PCT	OFF	DEFTOT	AST								
Vucevic	2-2	61	17-32	.531	0-0	---	6-8	.750	3	16	19	2	8-0	1	4	1	40	20.0	20
Oladipo	2-2	71	15-28	.536	1-5	.200	7-8	.875	1	5	6	11	6-0	4	4	1	38	19.0	21
Fournier	1-0	18	4-8	.500	2-5	.400	4-4	1.000	2	1	3	1	2-0	0	2	0	14	14.0	14
Harris	1-1	33	5-13	.385	2-3	.667	0-1	.000	1	5	6	1	2-0	1	4	2	12	12.0	12
Nicholson	2-1	42	10-19	.526	3-5	.600	1-3	.333	3	7	10	4	5-0	1	2	0	24	12.0	13
Green	1-0	29	4-8	.500	3-5	.600	0-0	---	0	0	0	3	2-0	1	0	0	11	11.0	11
A. Gordon	1-0	18	3-8	.375	0-2	.000	2-2	1.000	1	2	3	0	3-0	0	0	1	8	8.0	8
O'Quinn	2-1	33	5-15	.333	0-2	.000	5-5	1.000	5	5	10	1	3-0	2	3	0	15	7.5	10
Harkless	1-1	18	2-3	.667	0-1	.000	0-0	---	0	1	1	0	2-0	0	1	1	4	4.0	4
Payton	2-2	66	4-15	.267	0-1	.000	0-0	---	4	12	16	14	7-0	6	6	0	8	4.0	6
B. Gordon	2-0	28	3-10	.300	0-4	.000	1-2	.500	0	2	2	3	4-0	1	3	0	7	3.5	4
Ridnour	2-0	39	3-8	.375	1-2	.500	0-0	---	0	3	3	6	2-0	1	2	0	7	3.5	4
Dedmon	1-0	5	1-1	1.000	0-0	---	0-0	---	1	1	2	0	1-0	0	0	2	2.0	2	
Frye	1-0	19	0-5	.000	0-4	.000	0-0	---	0	1	1	1	3-0	0	1	0	0	0.0	0
MAGIC	2	480	76-173	.439	12-39	.308	26-33	.788	21	61	82	47	50-0	18	35	6	190	95.0	100
NUGGETS	2	480	75-164	.457	19-45	.422	43-56	.768	24	72	96	52	36-1	16	35	10	212	106.0	119

### DENVER NUGGETS VS. ORLANDO (2-0)

PLAYER	G-GS	MIN	FIELD GOALS			3-PT FG	FREE THROWS		REBOUNDS			PF-DQ	STL	TO	BLK	PTS	AVG	HI	
			FG-FGA	PCT	3FG-FGAPCT		FT-FTA	PCT	OFF	DEFTOT	AST								
Gallinari	1-1	33	12-21	.571	6-13	.462	10-11	.909	0	7	7	4	1-0	3	1	2	40	40.0	40
Afflalo	1-1	43	7-13	.538	0-2	.000	3-6	.500	0	6	6	3	2-0	0	2	0	17	17.0	17
N. Robinson	1-0	26	1-6	.167	1-1	1.000	10-10	1.000	1	2	3	7	2-0	0	1	0	13	13.0	13
Nelson (TOT)	2-1	46	8-17	.471	4-12	.333	4-4	1.000	3	2	5	16	4-0	5	3	0	24	12.0	15
Nelson (DEN)	1-0	17	5-8	.625	3-6	.500	2-2	1.000	1	0	1	5	1-0	1	2	0	15	15.0	15
Lawson	2-2	61	9-16	.563	3-5	.600	2-4	.500	2	4	6	13	4-0	1	6	0	23	11.5	23
Hickson	2-0	48	9-15	.600	0-0	---	4-5	.800	5	13	18	1	2-0	3	5	1	22	11.0	11
Chandler	2-2	58	8-21	.381	3-7	.429	0-0	---	4	9	13	4	4-0	1	4	0	19	9.5	12
Nurkic	2-2	47	8-16	.500	0-0	---	3-6	.500	2	8	10	4	9-1	1	2	5	19	9.5	11
Barton (TOT)	2-0	34	4-11	.364	0-2	.000	5-6	.833	3	2	5	4	2-0	2	3	0	13	6.5	11
Barton (DEN)	1-0	25	3-10	.300	0-2	.000	5-6	.833	3	2	5	3	1-0	2	2	0	11	11.0	11
Faried	2-2	51	5-18	.278	0-0	---	3-4	.750	2	15	17	2	2-0	2	3	1	13	6.5	11
Green	1-0	20	2-7	.286	2-4	.500	0-0	---	1	1	2	2	2-0	1	0	0	6	6.0	6
Arthur	2-0	24	4-10	.400	1-4	.250	0-0	---	1	1	2	2	4-0	0	4	0	9	4.5	7
Harris	1-0	9	1-2	.500	0-1	.000	1-2	.500	1	0	1	0	0-0	0	0	0	3	3.0	3
Lauvergne	1-0	9	1-1	1.000	0-0	---	0-0	---	1	3	4	2	1-0	1	2	1	2	2.0	2
Clark (TOT)	1-0	8	0-1	.000	0-0	---	0-0	---	0	0	0	0	0-0	0	0	0	0	0.0	0
Gee	1-0	8	0-0	---	0-0	---	0-0	---	0	1	1	0	1-0	0	0	0	0	0.0	0
NUGGETS	2	480	75-164	.457	19-45	.422	43-56	.768	24	72	96	52	36-1	16	35	10	212	106.0	119
MAGIC	2	480	76-173	.439	12-39	.308	26-33	.788	21	61	82	47	50-0	18	35	6	190	95.0	100

# DETROIT PISTONS



Six Championship Drive  
 Auburn Hills, MI 48326  
 Phone: (248) 377-0100 • www.pistons.com  
 Eastern Conference – Central Division

## 2015-16 MAGIC SCHEDULE VS. DETROIT (ALL TIMES ET)

Mon., Jan. 4 @ Detroit, 7:30 pm      Wed., Mar. 23 @ Detroit, 7:30 pm  
 Wed., Apr. 6 @ Orlando, 7 pm

## DIRECTORY AND GENERAL INFORMATION

Principal Owner: Tom Gores  
 President & CEO, Palace Sports & Entertainment/Pistons:  
 Dennis Mannion  
 President of Basketball Operations/Head Coach:  
 Stan Van Gundy  
 NBA Record: 401-260 (.607), 10th season  
 General Manager: Jeff Bower  
 Assistant Coaches: Bob Beyer, Brendan Malone, Malik Allen,  
 Tim Hardaway, Charles Klask  
 Director of Sports Medicine/Head Athletic Trainer: Jon Ishop  
 Public Relations staff: Kevin Grigg, Cletus Lewis,  
 Michelle Fikany, Michael Horan  
 Home Court: The Palace of Auburn Hills (21,165)

Team Colors: Red, White and Blue  
 Radio: Detroit Sports (105.1 FM): George Blaha,  
 Mark Champion, Rick Mahorn  
 Cable: FS Detroit: George Blaha, Greg Kelsner  
 Founded: 1948  
 All-Time NBA Won-Loss Record: 2,259-2,408 (.484).  
 All-Time Playoff Record: 171-147 (.538)  
 2014-15 Record: 30-52 (.366), Finished 5th in  
 Central Division  
 2015 Playoffs: Failed to qualify

## ALL-TIME SERIES: ORLANDO VS. DETROIT PISTONS

Regular Season Record: 41-55 (Magic 27-21 @ home, 14-34 @ Detroit)

Date	Site	W-L	Score								
3/27/15	Orlando	L	97-111	4/7/06	Orlando	W	89-87	4/14/97	Orlando	W	100-91
1/21/15	Detroit	L	118-128	2/10/06	Orlando	L	73-84	2/24/97	Orlando	W	93-84
12/30/14	Orlando	L	86-109	1/3/06	Detroit	L	99-108	2/12/97	Detroit	L	87-96
11/17/14	Detroit	W	107-93	4/13/05	Detroit	L	94-103	12/30/96	Detroit	L	85-97
2/5/14	Orlando	W	112-98	4/8/05	Detroit	L	102-114	3/19/96	Orlando	W	113-91
1/28/14	Detroit	L	87-103	1/18/05	Orlando	W	103-101	2/7/96	Detroit	L	83-97
12/27/13	Orlando	W	109-92	1/14/05	Detroit	L	94-101	12/23/95	Detroit	W	94-79
1/27/13	Orlando	L	102-104	4/10/04	Orlando	L	89-101	11/27/95	Orlando	W	96-95
1/22/13	Detroit	L	90-105	4/6/04	Detroit	L	86-102	4/7/95	Detroit	L	94-104
11/21/12	Orlando	W	90-74	2/22/04	Detroit	W	87-86	4/5/95	Orlando	W	128-125
11/16/12	Detroit	W	110-106	1/11/03	Orlando	L	85-96	1/11/95	Orlando	W	124-107
4/9/12	Orlando	W	119-89	2/13/03	Detroit	L	88-98	1/8/95	Detroit	W	108-88
4/3/12	Detroit	L	95-102	1/13/03	Orlando	L	86-101	4/19/94	Detroit	W	132-104
1/2/12	Detroit	L	78-89	12/25/02	Orlando	W	104-99	4/8/94	Orlando	W	117-103
1/24/11	Orlando	L	96-103	3/1/02	Detroit	L	102-110	12/7/93	Orlando	W	91-89
12/3/11	Detroit	W	104-91	2/1/02	Detroit	W	85-83	11/17/93	Detroit	L	92-98
11/30/10	Orlando	W	90-79	12/28/01	Orlando	W	87-78	3/30/93	Orlando	W	105-91
2/17/10	Orlando	W	116-91	11/26/01	Orlando	L	100-105	2/16/93	Detroit	L	120-124 (OT)
1/31/10	Detroit	W	91-86	3/30/01	Detroit	L	97-100	1/2/93	Orlando	L	97-98
11/6/09	Orlando	W	110-103	3/7/01	Orlando	W	112-102	12/9/92	Detroit	L	103-108
11/3/09	Detroit	L	80-85	3/4/01	Detroit	L	84-93	2/21/92	Orlando	L	100-114
3/9/09	Detroit	L	94-98	12/28/00	Orlando	W	102-96	2/18/92	Detroit	L	95-117
2/27/09	Orlando	L	85-93	3/15/00	Detroit	L	91-113	12/27/91	Detroit	L	94-106
12/29/08	Detroit	L	82-88	1/3/00	Orlando	L	106-118	12/26/91	Orlando	L	100-112
2/19/08	Detroit	W	103-85	11/28/99	Detroit	W	108-99	3/16/91	Detroit	L	99-106
1/25/08	Detroit	L	93-101	11/3/99	Orlando	W	103-94	1/26/91	Orlando	L	81-121
1/21/08	Orlando	W	102-100	4/18/99	Orlando	W	88-81	4/14/90	Detroit	L	107-111
11/2/07	Detroit	L	92-116	4/3/99	Detroit	W	92-77	2/21/90	Detroit	L	109-140
4/11/07	Detroit	L	99-104	3/6/99	Orlando	W	87-82	1/2/90	Orlando	L	113-115
2/23/07	Orlando	L	89-94	2/11/99	Detroit	W	87-81	12/23/89	Detroit	L	100-106
2/21/07	Detroit	L	88-110	4/8/98	Orlando	W	95-87	11/10/89	Orlando	L	121-125
12/8/06	Orlando	L	83-87	1/28/98	Detroit	L	86-91				
				11/7/97	Detroit	W	89-84				

# 2014-15 SEASON SERIES

## ALL-TIME SERIES: ORLANDO VS. DETROIT PISTONS

Playoff Record: 7-12 (Magic 5-4 @ home, 2-8 @ Detroit)

Date	Site	W-L	Score				
5/13/08	Detroit	L	86-91	5/4/03	Detroit	L	93-108
5/10/08	Orlando	L	89-90	5/2/03	Orlando	L	88-103
5/7/08	Orlando	W	111-86	4/30/03	Detroit	L	67-98
5/5/08	Detroit	L	93-100	4/27/03	Orlando	W	100-92
5/3/08	Detroit	L	72-91	4/25/03	Orlando	W	89-80
4/28/07	Orlando	L	93-97	4/23/03	Detroit	L	77-89
4/26/07	Orlando	L	77-93	4/20/03	Detroit	W	99-94
4/23/07	Detroit	L	90-98	4/30/96	Detroit	W	101-98
4/21/07	Detroit	L	92-100	4/28/96	Orlando	W	92-77
				4/26/96	Orlando	W	112-92

## ORLANDO MAGIC VS. DETROIT (1-3)

PLAYER	G-GS	MIN	FIELD GOALS		3-PT FG		FREE THROWS		REBOUNDS			PF	DQ	STL	TO	BLK	PTS	AVG	HI
			FG-FGA	PCT	3FG-FGA	PCT	FT-FTA	PCT	OFF	DEF	TOT								
Vucevic	4-4	126	36-69	.522	0-1	.000	9-9	1.000	14	34	48	6	10-0	0	4	3	81	20.3	26
Harris	4-3	131	32-61	.525	5-13	.385	10-12	.833	4	19	23	8	8-0	7	1	1	79	19.8	24
Oladipo	4-4	134	24-47	.511	4-10	.400	14-16	.875	3	14	17	17	14-0	4	12	2	66	16.5	23
Fournier	3-1	81	13-30	.433	6-12	.500	5-6	.833	0	9	9	12	5-0	2	6	0	37	12.3	14
O'Quinn	2-1	34	9-15	.600	0-3	.000	0-0	---	0	4	4	1	4-0	1	1	4	18	9.0	12
Dedmon	1-0	18	4-6	.667	0-0	---	0-0	---	4	6	10	0	5-0	1	1	0	8	8.0	8
Payton	4-3	99	15-29	.517	0-1	.000	2-2	1.000	4	4	8	28	8-0	4	12	0	32	8.0	14
Nicholson	3-1	39	9-18	.500	0-3	.000	0-1	.000	1	3	4	4	1-0	0	0	0	18	6.0	10
Frye	4-2	88	8-18	.444	7-15	.467	0-0	---	0	12	12	6	11-0	1	6	1	23	5.8	12
A. Gordon	2-0	26	4-6	.667	0-0	---	0-0	---	1	5	6	2	4-0	1	1	1	8	4.0	4
Ridnour	4-0	55	6-11	.545	1-4	.250	1-1	1.000	0	8	8	11	4-0	2	2	0	14	3.5	5
Harkless	3-0	32	3-7	.429	1-4	.250	1-2	.500	2	6	8	2	3-0	1	1	0	8	2.7	7
Green	4-0	55	4-16	.250	2-8	.250	0-0	---	1	1	2	10	6-0	3	6	0	10	2.5	7
B. Gordon	3-0	22	3-9	.333	0-1	.000	0-0	---	0	1	1	4	1-0	1	2	0	6	2.0	4
Marble	1-1	20	0-1	.000	0-1	.000	0-0	---	0	3	3	1	3-0	0	1	0	0	0.0	0
MAGIC	4	960	170-343	.496	26-76	.342	42-49	.857	34	129	163	112	87-0	28	59	12	408	102.0	118
PISTONS	4	960	163-350	.466	42-99	.424	73-104	.702	49	132	181	96	62-0	34	47	24	441	110.3	128

## DETROIT PISTONS VS. ORLANDO (3-1)

PLAYER	G-GS	MIN	FIELD GOALS		3-PT FG		FREE THROWS		REBOUNDS			PF	DQ	STL	TO	BLK	PTS	AVG	HI
			FG-FGA	PCT	3FG-FGA	PCT	FT-FTA	PCT	OFF	DEF	TOT								
Prince (TOT)	1-0	27	10-15	.667	1-1	1.000	2-3	.667	4	3	7	1	0-0	1	0	0	23	23.0	23
Prince (DET)	1-0	27	10-15	.667	1-1	1.000	2-3	.667	4	3	7	1	0-0	1	0	0	23	23.0	23
Drummond	4-4	117	28-46	.609	0-0	---	15-33	.455	21	37	58	3	13-0	7	8	11	71	17.8	26
Meeks	3-0	73	17-30	.567	11-17	.647	8-9	.889	0	2	2	2	4-0	4	4	0	53	17.7	34
Jennings	3-3	83	18-43	.419	7-18	.389	4-7	.571	0	4	4	29	2-0	3	7	0	47	15.7	24
Jackson (TOT)	3-1	68	13-29	.448	1-5	.200	12-15	.800	4	16	20	14	2-0	2	4	0	39	13.0	26
Jackson (DET)	1-1	31	9-19	.474	1-2	.500	7-9	.778	3	8	11	10	0-0	1	3	0	26	26.0	26
Monroe	3-3	78	16-33	.485	0-0	---	7-7	1.000	9	17	26	5	7-0	1	1	1	39	13.0	24
Singler	3-2	61	10-18	.556	6-11	.545	4-4	1.000	1	7	8	3	3-0	0	2	0	30	10.0	14
Caldwell-Pope	4-4	134	14-46	.304	3-13	.231	3-3	1.000	1	13	14	3	8-0	7	1	0	34	8.5	10
Butler	4-1	78	9-22	.409	6-10	.600	7-7	1.000	1	12	13	3	2-0	2	0	0	31	7.8	20
Augustin	3-0	62	8-20	.400	2-5	.400	5-6	.833	1	8	9	16	2-0	2	5	1	23	7.7	11
Smith	1-1	30	3-7	.429	0-3	.000	1-3	.333	0	0	0	5	3-0	1	4	1	7	7.0	7
Tolliver (TOT)	4-1	83	10-22	.455	6-17	.353	2-2	1.000	2	11	13	3	3-0	2	0	1	28	7.0	11
Tolliver (DET)	3-1	75	9-19	.474	5-14	.357	2-2	1.000	2	11	13	3	3-0	1	0	1	25	8.3	11
Jerebko	2-0	38	4-15	.267	0-4	.000	2-4	.500	4	3	7	5	7-0	0	2	1	10	5.0	6
Williams (TOT)	2-1	42	3-9	.333	2-4	.500	2-2	1.000	0	5	5	3	1-0	1	1	2	10	5.0	10
Williams (DET)	1-0	6	0-3	.000	0-0	---	0-0	---	0	0	0	0	0-0	0	0	0	0	0.0	0
Dinwiddie	2-0	20	3-7	.429	0-1	.000	3-4	.750	0	2	2	7	2-0	3	0	0	9	4.5	7
Anthony	4-0	43	5-7	.714	0-0	---	3-3	1.000	2	4	6	1	5-0	1	2	8	13	3.3	6
Martin	1-0	3	0-0	---	0-0	---	0-0	---	0	1	1	0	1-0	0	0	0	0	0.0	0
PISTONS	4	960	163-350	.466	42-99	.424	73-104	.702	49	132	181	96	62-0	34	47	24	441	110.3	128
MAGIC	4	960	170-343	.496	26-76	.342	42-49	.857	34	129	163	112	87-0	28	59	12	408	102.0	118

# GOLDEN STATE WARRIORS



1011 Broadway  
Oakland, CA 94607  
Phone: (510) 986-2200 • www.warriors.com  
Western Conference – Pacific Division

## 2015-16 MAGIC SCHEDULE VS. GOLDEN STATE (ALL TIMES ET)

Thu., Feb. 25 @ Orlando, 7 pm      Mon., Mar. 7 @ Golden State, 10:30 pm

### DIRECTORY AND GENERAL INFORMATION

Co-Executive Chairman & CEO: Joe Lacob  
Co-Executive Chairman: Peter Guber  
President & COO: Rick Welts  
General Manager: Bob Myers  
Head Coach: Steve Kerr (Arizona)  
NBA Record: 67-15 (.817), 2nd season  
Assistant Coaches: Luke Walton, Ron Adams, Jarron Collins  
Assistant Coach/Player Development: Bruce Fraser  
Head of Physical Performance and Sports Medicine: Lachlan Penfold  
Public Relations staff: Raymond Ridder, Dan Martinez, Brett Winkler, Matt de Nesnera  
Home Court: Oracle Arena (19,596)  
Team Colors: Warriors Royal Blue and California Golden Yellow

Radio: KNBR (680/1050 AM): Tim Roye, Tom Tolbert  
Television/Cable: Comcast SportsNet Bay Area: Bob Fitzgerald, Jim Barnett, Rosalyn Gold-Onwude  
Founded: 1946  
All-Time NBA Won-Loss Record: 2,517-2,875 (.467)  
All-Time Playoff Record: 129-136 (.487)  
2014-15 Record: 67-15 (.817), Finished 1st in Pacific Division  
2015 Playoffs: 16-5 (97.62), Defeated New Orleans, 4-0, in First Round; Defeated Memphis, 4-2, in Western Conference Semifinals; Defeated Houston, 4-1, in Western Conference Finals; Defeated Cleveland, 4-2, in NBA Finals

### ALL-TIME SERIES: ORLANDO VS. GOLDEN STATE WARRIORS

Regular Season Record: 30-22 (Magic 17-8 @ home, 13-14 @ Golden State)

Date	Site	W-L Score	12/13/01	Golden State	W	105-100
12/2/14	Golden State	L 97-98	1/13/01	Orlando	W	111-94
11/26/14	Orlando	L 96-111	11/12/00	Golden State	W	105-99 (OT)
3/18/14	Golden State	L 89-103	2/7/00	Orlando	W	120-100
12/31/13	Orlando	L 81-94	1/17/00	Golden State	L	100-113
12/14/12	Orlando	W 99-85	3/13/99	Golden State	W	87-74
12/3/12	Golden State	W 102-94	3/22/98	Orlando	W	92-83
1/12/12	Golden State	W 117-109	12/5/97	Golden State	L	89-104
3/11/11	Golden State	L 120-123 (OT)	3/20/97	Orlando	W	100-95
1/3/11	Orlando	W 110-90	3/7/97	San Jose	L	101-108
3/3/10	Orlando	W 117-90	12/6/95	Golden State	W	109-107
12/5/09	Golden State	W 126-118	11/20/95	Orlando	W	101-95
12/22/08	Orlando	W 113-81	3/26/95	Orlando	W	132-98
12/15/08	Golden State	W 109-98	12/16/94	Golden State	W	131-128 (OT)
3/8/08	Orlando	L 95-104	3/22/94	Golden State	L	116-117
12/3/07	Golden State	W 123-117 (OT)	11/23/93	Orlando	W	120-107
1/10/07	Golden State	W 91-76	12/5/92	Golden State	L	104-119
12/22/06	Orlando	L 108-117	11/19/92	Orlando	W	126-102
3/11/06	Orlando	W 103-92	2/3/92	Orlando	L	114-122
3/1/06	Golden State	L 94-98	12/14/91	Golden State	L	107-128
2/8/05	Orlando	L 109-113	3/25/91	Orlando	W	115-106
12/10/04	Golden State	W 113-109	2/26/91	Golden State	W	131-119
3/17/04	Golden State	L 85-110	11/30/90	Orlando	L	113-119
12/19/03	Orlando	W 119-93	11/20/90	Golden State	L	120-123
12/13/02	Orlando	W 111-85	4/3/90	Orlando	L	126-127
11/16/02	Golden State	L 92-135	1/13/90	Golden State	L	127-138
1/5/02	Orlando	W 118-109				

# 2014-15 SEASON SERIES

### ORLANDO MAGIC VS. GOLDEN STATE (0-2)

PLAYER	G-GS	MIN	FIELD GOALS		3-PT FG	FREE THROWS		REBOUNDS			PF-DQ	STL	TO	BLK	PTS	AVG	HI		
			FG-FGA	PCT	3FG-FGAPCT	FT-FTA	PCT	OFF	DEF	TOT								AST	
Oladipo	2-2	64	14-31	.452	5-7	.714	6-6	1.000	0	8	8	7	4-0	6	6	0	39	19.5	27
Harris	2-2	68	12-24	.500	0-2	.000	9-11	.818	2	15	17	7	1-0	0	2	0	33	16.5	17
O'Quinn	2-1	39	12-20	.600	0-0	---	3-3	1.000	7	11	18	4	5-0	3	5	1	27	13.5	21
Vucevic	1-1	30	4-15	.267	0-0	---	3-4	.750	7	6	13	1	2-0	0	0	0	11	11.0	11
Fournier	2-2	69	8-22	.364	3-9	.333	1-2	.500	0	5	5	3	1-0	2	3	0	20	10.0	10
Payton	2-0	49	8-17	.471	1-3	.333	3-5	.600	2	3	5	11	5-0	4	4	0	20	10.0	13
B. Gordon	2-0	37	7-15	.467	2-6	.333	3-4	.750	0	3	3	0	3-0	1	2	0	19	9.5	13
Harkless	1-0	21	3-3	1.000	0-0	---	0-0	---	1	4	5	2	1-0	1	0	0	6	6.0	6
Green	2-0	36	3-15	.200	0-5	.000	3-3	1.000	0	1	1	2	3-0	1	0	0	9	4.5	7
Dedmon	1-0	7	2-2	1.000	0-0	---	0-0	---	0	0	0	0	0-0	0	0	0	4	4.0	4
Frye	2-2	54	2-9	.222	1-5	.200	0-0	---	1	10	11	2	9-1	1	3	3	5	2.5	3
Ridnour	1-0	6	0-1	.000	0-0	---	0-0	---	0	0	0	1	1-0	0	0	0	0	0.0	0
MAGIC	2	480	75-174	.431	12-37	.324	31-38	.816	20	66	86	40	35-1	19	25	4	193	96.5	97
WARRIORS	2	480	82-167	.491	20-53	.377	25-37	.676	21	75	96	55	34-0	15	30	11	209	104.5	111

### GOLDEN STATE WARRIORS VS. ORLANDO (2-0)

PLAYER	G-GS	MIN	FIELD GOALS		3-PT FG	FREE THROWS		REBOUNDS			PF-DQ	STL	TO	BLK	PTS	AVG	HI		
			FG-FGA	PCT	3FG-FGAPCT	FT-FTA	PCT	OFF	DEF	TOT								AST	
Curry	2-2	60	17-30	.567	9-17	.529	7-8	.875	2	7	9	13	3-0	0	5	0	50	25.0	28
Thompson	2-2	60	14-30	.467	4-10	.400	0-0	---	0	10	10	7	1-0	4	4	1	32	16.0	20
Barnes	2-2	69	12-18	.667	2-3	.667	4-7	.571	6	11	17	2	4-0	1	1	0	30	15.0	16
Speights	2-0	35	9-22	.409	0-1	.000	5-6	.833	2	8	10	3	7-0	0	2	2	23	11.5	12
Green	2-2	56	8-20	.400	2-11	.182	3-4	.750	2	9	11	7	5-0	1	5	0	21	10.5	11
Iguodala	2-0	57	7-13	.538	3-5	.600	2-4	.500	0	4	4	6	0-0	2	2	1	19	9.5	13
Livingston	2-0	39	9-12	.750	0-0	---	1-2	.500	0	4	4	5	5-0	1	5	0	19	9.5	15
Bogut	2-2	56	6-14	.429	0-0	---	1-4	.250	7	17	24	10	6-0	4	3	7	13	6.5	7
Barbosa	1-0	13	0-4	.000	0-3	.000	2-2	1.000	2	0	2	0	0-0	1	1	0	2	2.0	2
Ezell	1-0	4	0-0	---	0-0	---	0-0	---	0	0	0	0	0-0	0	0	0	0	0.0	0
Holiday	1-0	7	0-2	.000	0-1	.000	0-0	---	0	1	1	1	1-0	1	0	0	0	0.0	0
Kuzmic	1-0	2	0-0	---	0-0	---	0-0	---	0	2	2	0	0-0	0	1	0	0	0.0	0
Rush	1-0	21	0-2	.000	0-2	.000	0-0	---	0	2	2	1	2-0	0	1	0	0	0.0	0
WARRIORS	2	480	82-167	.491	20-53	.377	25-37	.676	21	75	96	55	34-0	15	30	11	209	104.5	111
MAGIC	2	480	75-174	.431	12-37	.324	31-38	.816	20	66	86	40	35-1	19	25	4	193	96.5	97

# HOUSTON ROCKETS



Toyota Center  
1510 Polk Street  
Houston, TX 77002  
Phone: (713) 758-7200 • www.rockets.com  
Western Conference - Southwest Division

## 2015-16 MAGIC SCHEDULE VS. HOUSTON (ALL TIMES ET)

Wed., Nov. 4 @ Houston, 8 pm      Wed., Dec. 23 @ Orlando, 7 pm

### DIRECTORY AND GENERAL INFORMATION

Owner: Leslie Alexander  
General Manager: Daryl Morey  
Head Coach: Kevin McHale (Minnesota)  
NBA Record: 228-178 (.562), 6th season  
Assistant Coaches: J.B. Bickerstaff, TR Dunn, Chris Finch, Greg Buckner  
Vice President of Basketball Operations/Athletic Trainer: Keith Jones  
Media Relations staff: Tracey Hughes, Sean McCloskey, Jenny Zehentner  
Home Court: Toyota Center (18,055)  
Team Colors: Red, White and Silver  
Radio: KBME SportsTalk (790 AM): Craig Ackerman;  
Joel Blank (Spanish – 850 AM): Adrian Chavarria

Television: Root Sports Southwest: Bill Worrell,  
Clyde Drexler, Matt Bullard  
Founded: 1967  
All-Time NBA Won-Loss Record: 2,011 -1,877 (.517)  
All-Time Playoff Record: 129-137 (.483)  
2014-15 Record: 56-26 (.683), Finished 1st in Southwest Division  
2015 Playoffs: Defeated Dallas, 4-1, in First Round;  
Defeated LA Clippers, 4-3, in Western Conference Semifinals; Lost to Golden State, 1-4, in Western Conference Finals

# 2014-15 SEASON SERIES

## ALL-TIME SERIES: ORLANDO VS. HOUSTON ROCKETS

Playoff Record: 0-4 (Magic 0-2 @ home, 0-2 @ Houston)

Date	Site	W-L	Score
6/14/95	Houston	L	101-113
6/11/95	Houston	L	103-106
6/9/95	Orlando	L	117-106
6/7/95	Orlando	L	120-118 (OT)

## ORLANDO MAGIC VS. HOUSTON (1-1)

PLAYER	G-GS	MIN	FIELD GOALS		3-PT FG		FREE THROWS		REBOUNDS			PF-DQ	STL	TO	BLK	PTS	AVG	HI	
			FG-FGA	PCT	3FG-FGAPCT	FT-FTA	PCT	OFF	DEF	TOT	AST								
Oladipo	2-2	77	23-40	.575	4-7	.571	11-12	.917	3	7	10	9	6-0	7	3	0	61	30.5	32
Vucevic	2-2	69	15-34	.441	0-0	---	6-8	.750	8	15	23	6	6-0	4	4	3	36	18.0	25
B. Gordon	2-0	40	10-16	.625	1-5	.200	4-4	1.000	0	2	2	2	1-0	1	2	0	25	12.5	13
Payton	2-2	69	10-20	.500	0-1	.000	5-6	.833	1	9	10	11	6-0	4	8	1	25	12.5	15
Frye	2-1	65	8-18	.444	8-16	.500	0-0	---	2	11	13	7	5-0	1	2	0	24	12.0	15
Fournier	1-0	13	3-6	.500	0-2	.000	3-4	.750	0	0	0	0	1-0	3	0	0	9	9.0	9
Harris	1-1	17	2-7	.286	0-3	.000	2-2	1.000	0	0	0	1	0-0	0	0	0	6	6.0	6
Ridnour	2-0	32	5-11	.455	0-2	.000	0-0	---	0	4	4	2	2-0	1	3	0	10	5.0	6
Harkless	2-0	28	3-13	.231	1-5	.200	1-4	.250	5	1	6	0	3-0	0	0	0	8	4.0	8
Marble	1-1	23	0-8	.000	0-6	.000	3-3	1.000	2	2	4	2	1-0	0	2	0	3	3.0	3
O'Quinn	2-0	15	2-4	.500	1-1	1.000	0-0	---	0	0	0	1	4-0	1	0	0	5	2.5	5
Dedmon	1-1	23	1-2	.500	0-0	---	0-0	---	1	6	7	0	4-0	0	1	2	2	2.0	2
A. Gordon	1-0	9	0-0	---	0-0	---	0-0	---	0	0	0	0	1-0	0	1	0	0	0.0	0
MAGIC	2	480	82-179	.458	15-48	.313	35-43	.814	22	57	79	41	40-0	22	27	7	214	107.0	120
ROCKETS	2	480	81-161	.503	20-53	.377	38-50	.760	22	63	85	53	33-0	18	37	12	220	110.0	113

## HOUSTON ROCKETS VS. ORLANDO (1-1)

PLAYER	G-GS	MIN	FIELD GOALS		3-PT FG		FREE THROWS		REBOUNDS			PF-DQ	STL	TO	BLK	PTS	AVG	HI	
			FG-FGA	PCT	3FG-FGAPCT	FT-FTA	PCT	OFF	DEF	TOT	AST								
Howard	1-1	36	8-15	.533	0-0	---	7-7	1.000	2	6	8	3	2-0	0	2	1	23	23.0	23
Harden	2-2	73	14-30	.467	2-9	.222	13-17	.765	3	9	12	14	5-0	8	11	1	43	21.5	26
Motiejunas	2-2	67	13-21	.619	2-3	.667	7-10	.700	2	10	12	8	4-0	1	3	0	35	17.5	23
Ariza	2-2	66	13-18	.722	6-11	.545	0-0	---	1	9	10	6	3-0	2	2	2	32	16.0	17
Beverley	2-2	70	12-23	.522	5-12	.417	0-0	---	0	4	4	7	5-0	1	4	3	29	14.5	17
Brewer (TOT)	3-0	81	14-29	.483	2-9	.222	8-10	.800	8	12	20	6	7-0	7	3	0	38	12.7	16
Brewer (HOU)	2-0	53	8-19	.421	2-7	.286	4-4	1.000	5	10	15	5	5-0	4	2	0	22	11.0	13
Smith (TOT)	3-1	81	11-27	.407	2-9	.222	5-9	.556	6	9	15	11	7-0	2	12	4	29	9.7	17
Smith (HOU)	2-0	51	8-20	.400	2-6	.333	4-6	.667	6	9	15	6	4-0	1	8	3	22	11.0	17
McDaniels (TOT)	3-0	50	9-16	.563	2-4	.500	1-1	1.000	3	5	8	2	6-0	0	2	4	21	7.0	12
McDaniels (HOU)	1-0	1	0-0	---	0-0	---	0-0	---	1	0	1	0	0-0	0	0	0	0	0.0	0
Jones	1-0	30	3-6	.500	0-1	.000	0-2	.000	0	3	3	1	3-0	1	2	1	6	6.0	6
Shved	1-0	14	1-5	.200	1-2	.500	3-4	.750	0	1	1	1	1-0	0	0	0	6	6.0	6
Prigioni (TOT)	4-0	70	5-11	.455	4-10	.400	4-4	1.000	1	8	9	6	2-0	5	6	1	18	4.5	9
Prigioni (HOU)	1-0	12	0-2	.000	0-2	.000	0-0	---	0	0	0	2	0-0	0	0	0	0	0.0	0
Dorsey	1-1	7	1-1	1.000	0-0	---	0-0	---	2	2	4	0	1-0	0	1	2	2.0	2.0	2
Johnson	1-0	1	0-1	.000	0-0	---	0-0	---	0	0	0	0	0-0	0	0	0	0	0.0	0
ROCKETS	2	480	81-161	.503	20-53	.377	38-50	.760	22	63	85	53	33-0	18	37	12	220	110.0	113
MAGIC	2	480	82-179	.458	15-48	.313	35-43	.814	22	57	79	41	40-0	22	27	7	214	107.0	120

# INDIANA PACERS



125 S. Pennsylvania Street  
 Indianapolis, IN 46204  
 Phone: (317) 917-2500 • www.pacers.com  
 Eastern Conference – Central Division

## 2015-16 MAGIC SCHEDULE VS. INDIANA (ALL TIMES ET)

Mon., Nov. 9 @ Indiana, 7 pm      Wed., Jan. 6 @ Orlando, 7 pm  
 Sun., Feb. 21 @ Orlando, 6 pm      Thu., Mar. 31 @ Indiana, 7 pm

## DIRECTORY AND GENERAL INFORMATION

Owner, Chairman and Chief Executive Officer: Herbert Simon  
 President of Basketball Operations: Larry Bird  
 President/Chief Operating Officer: Rick Fuson  
 Executive Vice President of Basketball Operations/General Manager: Kevin Pritchard  
 Head Coach: Frank Vogel (Kentucky)  
 NBA Record: 205-144 (.587), 6th season  
 Associate Head Coach: Nate McMillan  
 Assistant Coaches: Dan Burke, Popeye Jones  
 Head Athletic Trainer/Team Administrator: Josh Corbeil  
 Media Relations staff: David Benner, Krissy Myers, Wes Kaminski

Home Court: Bankers Life Fieldhouse (18,165)  
 Team Colors: Blue and Gold  
 Radio: 1070 The Fan (93.5 FM): Mark Boyle, Bob Leonard  
 Television: FSN Indiana: Quinn Buckner, Chris Denari, Jeremiah Johnson  
 Founded: 1967\*  
 All-Time NBA Won-Loss Record: 1,561-1,588 (.496)  
 All-Time Playoff Record: 109-106 (.507)  
 2014-15 Record: 38-44 (.463), Finished 4th in Central Division  
 2015 Playoffs: Failed to qualify  
*\*member of the American Basketball Association until 1976-77*

## ALL-TIME SERIES: ORLANDO VS. INDIANA PACERS

Regular Season Record: 45-50 (Magic 28-19 @ home, 17-31 @ Indiana)

Date	Site	W-L	Score						
11/10/06	Indiana	L	83-93	12/20/97	Orlando	L	92-95		
3/10/15	Indiana	L	86-118	4/19/06	Indiana	L	83-89		
1/25/15	Orlando	L	99-106	3/13/06	Indiana	L	83-97		
11/28/14	Indiana	L	83-98	11/2/05	Orlando	L	78-90		
4/16/14	Orlando	L	86-101	4/18/05	Orlando	W	92-88		
2/9/14	Orlando	W	93-92	2/22/05	Orlando	L	84-108		
2/3/14	Indiana	L	79-98	1/15/05	Indiana	W	85-84		
10/29/13	Indiana	L	87-97	11/20/04	Indiana	W	86-83		
3/19/13	Indiana	L	73-95	3/26/04	Orlando	L	92-107		
3/8/13	Orlando	L	86-115	1/6/04	Indiana	L	107-114		
1/16/13	Orlando	W	97-86	12/17/03	Indiana	W	94-90		
3/11/12	Orlando	W	107-94	11/24/03	Orlando	L	78-89		
2/4/12	Indiana	W	85-81	4/11/03	Indiana	W	98-86		
1/29/12	Orlando	L	85-106	1/10/03	Orlando	L	97-101 (OT)		
1/24/12	Indiana	W	102-83	11/22/02	Indiana	L	70-106		
4/13/11	Orlando	W	92-74	3/29/02	Orlando	W	114-106		
1/26/11	Indiana	W	111-96	3/5/02	Indiana	L	98-111		
11/12/10	Indiana	W	90-86	12/26/01	Orlando	L	82-89		
4/12/10	Indiana	W	118-98	11/2/01	Indiana	L	107-117		
1/20/10	Orlando	W	109-98	3/25/01	Orlando	W	84-82		
1/5/10	Indiana	L	90-97	3/21/01	Indiana	L	95-96		
12/14/09	Orlando	W	106-98	1/30/01	Orlando	W	93-86		
2/6/09	Indiana	L	102-107	12/25/00	Indiana	L	93-103		
1/27/09	Orlando	W	135-111	2/5/00	Orlando	W	107-102		
11/29/08	Orlando	W	110-96	1/15/00	Orlando	L	89-96		
11/21/08	Indiana	W	100-98 (OT)	11/11/99	Indiana	L	101-116		
3/15/08	Orlando	W	122-111	4/27/99	Indiana	W	88-87		
2/2/08	Indiana	W	121-115	4/14/99	Indiana	L	80-83		
12/7/07	Orlando	L	109-115	2/26/99	Orlando	W	103-100 (OT)		
3/30/07	Orlando	W	95-87	2/20/98	Orlando	W	93-91		
12/6/06	Indiana	L	80-94	2/10/98	Indiana	L	66-85		
11/22/06	Orlando	W	96-91	12/26/97	Indiana	L	81-107		
				12/1/89	Indiana	L	110-125		

# 2014-15 SEASON SERIES

## ALL-TIME SERIES: ORLANDO VS. INDIANA PACERS

Playoff Record: 5-10 (Magic 4-4 @ home, 1-6 @ Indiana)

Date	Site	W-L	Score				
5/8/12	Indiana	L	87-105	5/31/95	Orlando	W	108-106
5/5/12	Orlando	L	99-101	5/29/95	Indiana	L	93-94
5/2/12	Orlando	L	74-97	5/27/95	Indiana	L	100-105
4/30/12	Indiana	L	78-93	5/25/95	Orlando	W	119-114
4/28/12	Indiana	W	81-77	5/23/95	Orlando	W	105-101
6/4/95	Orlando	W	105-81	5/2/94	Indiana	L	86-99
6/2/95	Indiana	L	96-123	4/30/94	Orlando	L	101-103
				4/28/94	Orlando	L	88-89

## ORLANDO MAGIC VS. INDIANA (0-3)

PLAYER	G-GS	MIN	FIELD GOALS			3-PT FG	FREE THROWS		REBOUNDS			PF-DQ	STL	TO	BLK	PTS	AVG	HI	
			FG-FGA	PCT	PCT		FT-FTA	PCT	OFF	DEF	TOT								AST
Vucevic	3-3	98	24-42	.571	0-0	---	8-9	.889	3	16	19	2	4-0	3	3	3	56	18.7	27
Harris	3-2	91	15-34	.441	2-6	.333	15-19	.789	3	14	17	3	10-0	4	6	0	47	15.7	22
Oladipo	3-3	97	17-36	.472	3-8	.375	8-9	.889	0	10	10	9	8-0	6	5	3	45	15.0	18
Payton	3-2	90	10-25	.400	0-1	.000	6-11	.545	3	7	10	20	9-0	3	6	1	26	8.7	14
Frye	3-2	87	7-22	.318	6-14	.429	1-2	.500	0	10	10	4	10-0	3	6	1	21	7.0	9
B. Gordon	2-0	26	5-8	.625	2-4	.500	2-2	1.000	0	5	5	1	0-0	0	4	0	14	7.0	12
O'Quinn	3-0	33	8-11	.727	0-0	---	3-3	1.000	3	5	8	2	1-0	0	1	3	19	6.3	9
Dedmon	1-1	17	3-4	.750	0-0	---	0-0	---	2	6	8	0	3-0	0	1	1	6	6.0	6
A. Gordon	2-1	33	4-9	.444	1-2	.500	2-2	1.000	2	4	6	0	0-0	0	0	1	11	5.5	9
Fournier	2-1	51	4-17	.235	2-6	.333	0-0	---	1	2	3	3	3-0	2	2	0	10	5.0	5
Green	3-0	39	4-11	.364	1-4	.250	0-0	---	0	4	4	4	4-0	1	4	1	9	3.0	4
Harkless	1-0	16	1-6	.167	0-1	.000	0-2	.000	4	0	4	2	1-0	0	1	0	2	2.0	2
Marble	1-0	10	1-3	.333	0-2	.000	0-0	---	0	1	1	0	1-0	0	0	1	2	2.0	2
Nicholson	2-0	15	0-7	.000	0-1	.000	0-0	---	1	1	2	0	0-0	1	0	2	0	0.0	0
Ridnour	1-0	20	0-5	.000	0-3	.000	0-0	---	2	1	3	3	1-0	0	1	0	0	0.0	0
MAGIC	3	720	103-240	.429	17-52	.327	45-59	.763	24	86	110	53	55-0	23	40	17	268	89.3	99
PACERS	3	720	129-262	.492	29-70	.414	35-44	.795	37	112	149	89	55-0	21	40	13	322	107.3	118

## INDIANA PACERS VS. ORLANDO (3-0)

PLAYER	G-GS	MIN	FIELD GOALS			3-PT FG	FREE THROWS		REBOUNDS			PF-DQ	STL	TO	BLK	PTS	AVG	HI	
			FG-FGA	PCT	PCT		FT-FTA	PCT	OFF	DEF	TOT								AST
Stuckey	3-2	88	28-44	.636	7-11	.636	10-10	1.000	1	8	9	14	6-0	2	9	2	73	24.3	34
Rudez	2-1	56	13-18	.722	9-14	.643	0-0	---	1	2	3	6	1-0	1	3	0	35	17.5	18
G. Hill	2-1	46	12-29	.414	3-14	.214	3-5	.600	1	6	7	9	4-0	2	1	1	30	15.0	17
West	3-3	80	17-35	.486	1-2	.500	7-8	.875	2	12	14	7	7-0	4	4	1	42	14.0	20
Watson	3-1	78	10-17	.588	6-10	.600	6-7	.857	2	7	9	17	2-0	4	6	2	32	10.7	12
Scola	3-0	56	10-21	.476	0-0	---	4-8	.500	8	13	21	3	9-0	5	4	0	24	8.0	15
S. Hill	3-3	88	9-26	.346	2-9	.222	2-2	1.000	1	7	8	13	8-0	2	5	0	22	7.3	11
Mahinmi	3-1	71	10-16	.625	0-0	---	0-0	---	6	19	25	5	7-0	0	2	3	20	6.7	8
Hibbert	2-2	38	6-13	.462	0-0	---	1-2	.500	5	12	17	1	4-0	0	0	2	13	6.5	11
Allen	2-0	33	6-14	.429	0-0	---	0-0	---	8	10	18	4	1-0	1	2	1	12	6.0	10
Miles	1-0	21	1-8	.125	0-3	.000	2-2	1.000	0	3	3	0	3-0	0	1	0	4	4.0	4
Sloan	2-1	35	3-11	.273	0-3	.000	0-0	---	2	9	11	7	2-0	0	0	0	6	3.0	6
Copeland	2-0	21	2-6	.333	1-4	.250	0-0	---	0	2	2	3	0-0	0	0	1	5	2.5	5
Whittington	2-0	8	2-4	.500	0-0	---	0-0	---	0	2	2	0	1-0	0	1	0	4	2.0	4
PACERS	3	720	129-262	.492	29-70	.414	35-44	.795	37	112	149	89	55-0	21	40	13	322	107.3	118
MAGIC	3	720	103-240	.429	17-52	.327	45-59	.763	24	86	110	53	55-0	23	40	17	268	89.3	99

# LOS ANGELES CLIPPERS



6951 South Centinela Blvd.  
 Playa Vista, CA 90094  
 Phone: (310) 862-6000 • www.clippers.com  
 Western Conference – Pacific Division

## 2015-16 MAGIC SCHEDULE VS. L.A. CLIPPERS (ALL TIMES ET)

Sat., Dec. 5 @ Los Angeles, 10:30 pm Fri., Feb. 5 @ Orlando, 7 pm

## DIRECTORY AND GENERAL INFORMATION

Owner: Steve Ballmer  
 President of Basketball Operations/Head Coach:  
 Glenn "Doc" Rivers (Marquette)  
 NBA Record: 700-524 (.572), 17th season  
 Assistant Coaches: Mike Woodson, Sam Cassell,  
 Armond Hill, Brenden O'Connor  
 Head Athletic Trainer: Jasen Powell  
 Communications staff: Seth Burton, Dennis Rogers,  
 Ta'Nisha Cooper, Steven Esparza, Aubrey Freckman  
 Home Court: STAPLES Center (19,060)  
 Team Colors: Red, White and Blue  
 Radio: The Beast 980: Brian Sieman, Ralph Lawler, Michael  
 Smith; ESPN Deportes (1330 AM – Spanish): Armando  
 Garcia

Television: Prime Ticket: Ralph Lawler, Michael Smith  
 Founded: 1970  
 All-Time NBA Won-Loss Record: 1,416-2,226 (.389)  
 All-Time Playoff Record: 39-52 (.429)  
 2014-15 Record: 56-26 (.683), Finished 2nd in  
 Pacific Division  
 2015 Playoffs: Defeated San Antonio, 4-3, in First Round;  
 Lost to Houston, 3-4, in Western Conference Semifinals

## ALL-TIME SERIES: ORLANDO VS. LOS ANGELES CLIPPERS

Regular Season Record: 29-22 (Magic 17-9 @ home, 12-13 @ Los Angeles)

Date	Site	W-L	Score			
2/21/02	Orlando	W	119-102			
12/3/14	Los Angeles	L	86-114	12/10/01	Los Angeles	L 92-100
11/26/14	Orlando	L	90-114	2/14/01	Orlando	W 114-101
1/6/14	Los Angeles	L	81-101	12/11/00	Los Angeles	L 80-92
11/6/13	Orlando	W	98-90	2/16/00	Orlando	W 129-96
2/6/13	Orlando	L	76-86	1/23/00	Los Angeles	W 102-89
1/12/13	Los Angeles	W	104-101	12/6/97	Los Angeles	W 83-79
2/6/12	Orlando	L	102-107 (OT)	11/18/97	Orlando	W 112-94
2/8/11	Orlando	W	101-85	4/3/97	Orlando	L 84-110
12/12/10	Los Angeles	W	94-85	3/9/97	Anaheim	W 94-93
3/9/10	Orlando	W	113-87	12/29/95	Orlando	W 122-98
12/8/09	Los Angeles	W	97-86	12/5/95	Los Angeles	W 114-105
2/4/09	Orlando	W	125-96	12/30/94	Orlando	W 116-105 (OT)
12/8/08	Los Angeles	W	95-88	12/21/94	Los Angeles	W 102-91
3/12/08	Orlando	W	110-88	1/19/94	Orlando	W 108-96
1/9/08	Los Angeles	W	113-106	12/15/93	Los Angeles	L 109-110
1/2/07	Orlando	W	91-86	3/7/93	Orlando	W 112-95
12/3/06	Los Angeles	L	91-116	12/3/92	Los Angeles	L 104-122
2/1/06	Orlando	L	94-106	3/1/92	Orlando	L 96-101
1/10/06	Los Angeles	L	73-90	12/15/92	Los Angeles	L 104-119
3/16/05	Los Angeles	L	102-110	4/9/91	Los Angeles	W 110-100
2/15/05	Orlando	W	99-94	3/6/91	Orlando	W 89-86
1/31/04	Orlando	L	106-115	1/3/91	Orlando	W 110-108
11/15/03	Los Angeles	L	92-95	11/25/90	Los Angeles	L 91-119
11/14/02	Los Angeles	W	101-80	3/10/90	Los Angeles	L 101-112
11/10/02	Orlando	L	117-120	2/3/90	Orlando	L 110-113

# 2014-15 SEASON SERIES

## ORLANDO MAGIC VS. L.A. CLIPPERS (0-2)

PLAYER	G-GS	MIN	FIELD GOALS		3-PT FG		FREE THROWS		REBOUNDS			PF-DQ	STL	TO	BLK	PTS	AVG	HI	
			FG-FGA	PCT	3FG-FGAPCT	FT-FTA	PCT	OFF	DEFTOT	AST									
Harris	2-2	56	15-25	.600	4-5	.800	7-8	.875	1	10	11	1	4-0	3	1	0	41	20.5	25
Vucevic	1-1	31	8-14	.571	0-0	---	3-4	.750	1	13	14	2	1-0	1	3	0	19	19.0	19
B. Gordon	1-0	19	4-8	.500	0-2	.000	3-3	1.000	0	0	0	2	2-0	0	1	0	11	11.0	11
Fournier	1-1	22	4-11	.364	1-3	.333	0-0	---	0	1	1	2	2-0	0	1	0	9	9.0	9
Oladipo	2-2	54	5-21	.238	1-4	.250	7-10	.700	1	4	5	4	6-0	3	5	1	18	9.0	11
Frye	2-2	60	5-15	.333	5-12	.417	1-1	1.000	1	9	10	4	7-0	2	5	1	16	8.0	10
Payton	2-0	46	6-14	.429	1-1	1.000	2-9	.222	5	3	8	11	4-0	1	5	0	15	7.5	8
Green	2-1	43	5-18	.278	2-7	.286	1-2	.500	1	3	4	5	4-0	1	1	0	13	6.5	7
Nicholson	2-0	33	6-15	.400	0-2	.000	1-2	.500	1	6	7	0	1-0	0	1	1	13	6.5	10
O'Quinn	1-1	7	3-3	1.000	0-0	---	0-0	---	0	1	1	0	1-0	1	0	0	6	6.0	6
Dedmon	2-0	35	4-7	.571	0-0	---	2-4	.500	4	9	13	1	4-0	1	1	0	10	5.0	9
Harkless	2-0	48	2-11	.182	1-5	.200	0-0	---	2	3	5	3	5-0	2	5	0	5	2.5	5
Ridnour	2-0	27	0-3	.000	0-3	.000	0-0	---	0	3	3	7	0-0	1	0	0	0	0.0	0
MAGIC	2	480	67-165	.406	15-44	.341	27-43	.628	17	65	82	42	41-0	16	32	3	176	88.0	90
CLIPPERS	2	480	87-162	.537	24-52	.462	30-41	.732	8	75	83	56	36-0	19	25	15	228	114.0	114

## L.A. CLIPPERS VS. ORLANDO (2-0)

PLAYER	G-GS	MIN	FIELD GOALS		3-PT FG		FREE THROWS		REBOUNDS			PF-DQ	STL	TO	BLK	PTS	AVG	HI	
			FG-FGA	PCT	3FG-FGAPCT	FT-FTA	PCT	OFF	DEFTOT	AST									
Griffin	2-2	59	17-34	.500	0-0	---	7-10	.700	1	11	12	8	2-0	2	5	1	41	20.5	21
Paul	2-2	59	15-23	.652	3-7	.429	2-2	1.000	1	8	9	19	1-0	3	3	0	35	17.5	19
Barnes	2-2	66	10-16	.625	4-8	.500	6-7	.857	0	10	10	3	8-0	3	3	2	30	15.0	17
Crawford	2-0	46	9-18	.500	2-8	.250	7-7	1.000	0	4	4	9	6-0	3	3	1	27	13.5	22
Robinson (TOT)	1-0	26	1-6	.167	1-1	1.000	10-10	1.000	1	2	3	7	2-0	0	1	0	13	13.0	13
Redick	2-2	49	8-17	.471	5-9	.556	2-2	1.000	0	0	0	1	4-0	0	1	1	23	11.5	20
Hawes	2-0	38	8-13	.615	4-7	.571	2-2	1.000	0	10	10	3	3-0	1	3	4	22	11.0	12
Farmar	2-0	32	6-10	.600	4-5	.800	1-2	.500	0	4	4	7	3-0	1	2	0	17	8.5	13
Rivers (TOT)	1-0	20	2-5	.400	0-2	.000	3-6	.500	0	1	1	3	1-0	1	0	0	7	7.0	7
Davis	2-0	30	5-9	.556	0-0	---	1-1	1.000	0	5	5	1	5-0	1	1	0	11	5.5	6
Jordan	2-2	51	4-8	.500	0-0	---	2-8	.250	6	21	27	0	2-0	1	1	5	10	5.0	8
Wilcox	1-0	6	1-3	.333	1-2	.500	0-0	---	0	0	0	2	0-0	0	0	0	3	3.0	3
Turkoglu	2-0	21	2-6	.333	1-4	.250	0-0	---	0	2	2	1	1-0	2	0	0	5	2.5	5
Bullock	1-0	4	1-1	1.000	0-0	---	0-0	---	0	0	0	0	0-0	0	0	0	2	2.0	2
Cunningham	2-0	11	1-3	.333	0-2	.000	0-0	---	0	0	0	2	1-0	0	2	0	2	1.0	2
Udoh	2-0	8	0-1	.000	0-0	---	0-0	---	0	0	0	0	0-0	2	0	1	0	0.0	0
CLIPPERS	2	480	87-162	.537	24-52	.462	30-41	.732	8	75	83	56	36-0	19	25	15	228	114.0	114
MAGIC	2	480	67-165	.406	15-44	.341	27-43	.628	17	65	82	42	41-0	16	32	3	176	88.0	90





# MEMPHIS GRIZZLIES



191 Beale Street  
 Memphis, TN 38103  
 Phone: (901) 205-1234 • www.grizzlies.com  
 Western Conference – Southwest Division

## 2015-16 MAGIC SCHEDULE VS. MEMPHIS (ALL TIMES ET)

Mon., Jan. 25 @ Memphis, 8 pm      Sun., Apr. 3 @ Orlando, 6 pm

### DIRECTORY AND GENERAL INFORMATION

Controlling Owner: Robert J. Pera  
 General Manager: Chris Wallace  
 Head Coach: David Joeger (Moorhead State)  
 NBA Record: 105-59 (.640), 3rd season  
 Assistant Coaches: Elston Turner, Jeff Bzdelik,  
 Bob Thornton, Shawn Respert, Duane Ticknor  
 Assistant Coach/Advance Scout: Jason March  
 Athletic Trainer and VP of Player Care: Drew Graham  
 Communications staff: Jason Wallace, Ross Wooden,  
 Kerri Harper  
 Home Court: FedExForum (18,119)  
 Team Colors: Memphis Midnight, Beale Street Blue,  
 Smoke Blue and Grizzlies Gold  
 Radio: WMFS (ESPN 92.9 FM/680 AM): Eric Hasseltine,  
 Elliot Perry, Hank McDowell

Television: SportSouth: Pete Pranica, Sean Tuohy,  
 Brevin Knight, Rob Fischer  
 Founded: 1995  
 All-Time NBA Won-Loss Record: 652-940 (.410)  
 All-Time Playoff Record: 27-38 (.415)  
 2014-15 Record: 55-27 (.671), Finished 2nd in  
 Southwest Division  
 2015 Playoffs: Defeated Portland, 4-1, in First Round;  
 Lost to Golden State, 2-4, in Western Conference Semifinals

### ALL-TIME SERIES: ORLANDO VS. MEMPHIS GRIZZLIES

Regular Season Record: 17-20 (Magic 11-7 @ home, 2-12 @ Memphis, 4-1 @ Vancouver)

Date	Site	W-L	Score
11/4/05	Orlando	L	85-94
1/26/15	Memphis	L	94-103
1/16/15	Orlando	L	96-106
2/12/14	Orlando	L	81-86
12/9/13	Memphis	L	85-94
3/3/13	Orlando	L	82-108
2/22/13	Memphis	L	82-88
4/26/12	Memphis	L	76-88
1/31/11	Memphis	L	97-100
11/15/10	Orlando	W	89-72
4/4/10	Orlando	W	107-92
1/25/10	Memphis	L	94-99
4/8/09	Orlando	W	81-78
10/31/08	Memphis	L	84-86
1/23/08	Memphis	W	112-85
12/15/07	Orlando	L	119-123
4/7/07	Orlando	W	116-89
11/20/06	Memphis	L	86-95
12/2/05	Memphis	L	69-91
11/4/05	Orlando	L	85-94
1/25/05	Memphis	L	83-95
12/4/04	Orlando	W	96-91
1/3/04	Memphis	L	103-112
11/12/03	Orlando	L	97-107
3/24/03	Orlando	L	104-110
12/27/02	Memphis	L	86-99
1/19/02	Memphis	W	119-103
12/3/01	Orlando	W	113-71
3/16/01	Orlando	W	103-99
12/17/00	Vancouver	W	101-91
1/22/00	Vancouver	W	85-82
1/5/00	Orlando	W	116-96
3/17/98	Orlando	W	99-92
12/3/97	Vancouver	W	101-97
3/16/97	Orlando	W	100-89
12/13/96	Vancouver	L	93-95
3/15/96	Vancouver	W	92-87 (OT)
11/22/95	Orlando	W	95-93

# 2014-15 SEASON SERIES

### ORLANDO MAGIC VS. MEMPHIS (0-2)

PLAYER	G-GS	MIN	FIELD GOALS		3-PT FG	FREE THROWS		REBOUNDS			PF-DQ	STL	TO	BLK	PTS	AVG	HI		
			FG-FGA	PCT		FGAPCT	FT-FTA	PCT	OFF	DEF								TOT	AST
Vucevic	2-2	79	14-26	.538	0-0	---	8-9	.889	4	17	21	0	5-0	2	7	1	36	18.0	18
Oladipo	2-2	70	13-28	.464	3-9	.333	5-6	.833	2	9	11	6	5-0	3	5	1	34	17.0	18
Payton	2-2	75	14-30	.467	0-1	.000	6-9	.667	2	4	6	18	7-0	4	6	0	34	17.0	22
Frye	2-2	51	7-16	.438	6-13	.462	3-3	1.000	0	9	9	2	2-0	0	1	3	23	11.5	17
Dedmon	1-0	30	4-5	.800	0-0	---	2-6	.333	4	6	10	0	4-0	0	1	1	10	10.0	10
Harris	1-0	20	4-10	.400	0-0	---	0-0	---	1	1	2	0	0-0	1	2	0	8	8.0	8
Marble	1-1	32	3-7	.429	1-4	.250	1-4	.250	2	2	4	2	1-0	0	2	0	8	8.0	8
A. Gordon	1-1	21	3-7	.429	0-1	.000	1-2	.500	1	1	2	1	3-0	0	0	0	7	7.0	7
Green	1-0	20	3-5	.600	0-1	.000	0-0	---	1	4	5	2	3-0	1	2	0	6	6.0	6
O'Quinn	2-0	26	4-7	.571	0-2	.000	2-2	1.000	0	9	9	4	6-0	0	2	1	10	5.0	6
Fournier	2-0	28	3-8	.375	2-3	.667	0-0	---	1	1	2	0	5-0	0	2	0	8	4.0	5
Ridnour	1-0	9	1-3	.333	1-2	.500	0-0	---	0	1	1	0	1-0	0	0	0	3	3.0	3
B. Gordon	1-0	15	0-5	.000	0-0	---	2-2	1.000	0	1	1	0	0-0	0	1	0	2	2.0	2
Harkless	1-0	5	0-0	---	0-0	---	1-2	.500	0	0	0	1	2-0	2	1	0	1	1.0	1
MAGIC	2	480	73-157	.465	13-36	.361	31-45	.689	18	65	83	36	44-0	13	33	7	190	95.0	96
GRIZZLIES	2	480	76-163	.466	10-32	.313	47-55	.855	16	70	86	52	36-0	19	26	11	209	104.5	106

### MEMPHIS GRIZZLIES VS. ORLANDO (2-0)

PLAYER	G-GS	MIN	FIELD GOALS		3-PT FG	FREE THROWS		REBOUNDS			PF-DQ	STL	TO	BLK	PTS	AVG	HI		
			FG-FGA	PCT		FGAPCT	FT-FTA	PCT	OFF	DEF								TOT	AST
Randolph	2-2	69	14-28	.500	0-2	.000	14-15	.933	8	14	22	9	3-0	1	4	1	42	21.0	24
Allen	1-1	31	6-10	.600	1-1	1.000	4-5	.800	2	3	5	1	3-0	2	3	1	17	17.0	17
Udrih	2-1	55	12-20	.600	2-5	.400	4-4	1.000	1	2	3	10	5-0	4	2	1	30	15.0	15
Casol	2-2	72	10-24	.417	0-1	.000	8-10	.800	4	22	26	12	6-0	4	6	3	28	14.0	16
Lee	2-2	67	8-20	.400	3-10	.300	8-9	.889	0	4	4	3	2-0	1	0	0	27	13.5	16
Je. Green (TOT)	4-3	114	20-44	.455	4-11	.364	9-10	.900	1	12	13	5	7-0	3	6	2	53	13.3	21
Je. Green (MEM)	2-1	58	12-24	.500	2-5	.400	7-7	1.000	1	10	11	4	5-0	1	3	2	33	16.5	21
Leuer	1-0	14	4-7	.571	0-0	---	1-2	.500	0	2	2	1	1-0	0	0	0	9	9.0	9
Conley	1-1	22	2-8	.250	1-4	.250	0-0	---	0	1	1	0	0-0	1	2	0	5	5.0	5
Calathes	2-0	35	4-11	.364	0-1	.000	0-1	.000	0	3	3	10	1-0	2	2	0	8	4.0	6
Carter	2-0	29	2-6	.333	1-3	.333	0-0	---	0	3	3	1	4-0	2	2	2	5	2.5	5
Koufos	2-0	30	2-5	.400	0-0	---	1-2	.500	0	6	6	1	6-0	1	2	1	5	2.5	5
GRIZZLIES	2	480	76-163	.466	10-32	.313	47-55	.855	16	70	86	52	36-0	19	26	11	209	104.5	106
MAGIC	2	480	73-157	.465	13-36	.361	31-45	.689	18	65	83	36	44-0	13	33	7	190	95.0	96





1001 N. Fourth St.
Milwaukee, WI 53203
Phone: (414) 227-0500 • www.bucks.com
Eastern Conference – Central Division

2015-16 MAGIC SCHEDULE VS. MILWAUKEE (ALL TIMES ET)

Fri., Nov. 27 @ Orlando, 7 pm
Tue., Jan. 26 @ Milwaukee, 8 pm
Fri., Apr. 1 @ Milwaukee, 8 pm
Mon., Apr. 11 @ Orlando, 7 pm

DIRECTORY AND GENERAL INFORMATION

Owners: Wes Edens, Marc Lasry, Jamie Dinan
General Manager: John Hammond
Head Coach: Jason Kidd (California)
NBA Record: 85-79 (.518), 3rd season
Assistant Coaches: Joe Prunty, Eric Hughes, Greg Foster,
Sean Sweeney, Josh Oppenheimer
Director of Performance: Troy Flanagan
Public Relations staff: Dan Smyczek, Mark Rosenberg,
Kristen Deahl
Home Court: BMO Harris Bradley Center (18,717)
Team Colors: Good Land Green, Cream City Cream,
Great Lakes Blue and Bucks Black
Radio: WTMJ (620 AM): Ted Davis, Dennis Krause
Television/Cable: FOX Sports Wisconsin: Jim Paschke
Founded: 1968
All-Time NBA Won-Loss Record: 1,950-1,856 (.512)
All-Time Playoff Record: 106-122 (.465)
2014-15 Record: 41-41 (.500), Finished 3rd in
Central Division
2015 Playoffs: Lost to Chicago, 2-4, in First Round

ALL-TIME SERIES: ORLANDO VS. MILWAUKEE BUCKS

Regular Season Record: 48-48 (Magic 33-15 @ home, 15-33 @ Milwaukee)

Table with columns Date, Site, W-L, Score, and game details. Includes regular season and playoff games between Orlando and Milwaukee.

ALL-TIME SERIES: ORLANDO VS. MILWAUKEE BUCKS

Playoff Record: 2-3 (Magic 1-1 @ home, 0-2 @ Milwaukee)

Small table showing dates, sites, and scores for Orlando vs Milwaukee games.

ORLANDO MAGIC VS. MILWAUKEE (2-2)

Statistical table for Orlando Magic vs Milwaukee (2-2) with columns for Player, G-GS, MIN, FG-GA PCT, 3FG-GAPCT, FREE THROWS FT-FTA PCT, REBOUNDS OFF DEF TOT, AST, PF-DQ STL TO, BLK, PTS, AVG, HI.

MILWAUKEE BUCKS VS. ORLANDO (2-2)

Statistical table for Milwaukee Bucks vs Orlando (2-2) with columns for Player, G-GS, MIN, FG-GA PCT, 3FG-GAPCT, FREE THROWS FT-FTA PCT, REBOUNDS OFF DEF TOT, AST, PF-DQ STL TO, BLK, PTS, AVG, HI.









Leadership Square
211 N. Robinson, Suite 300
Oklahoma City, OK 73102
Phone: (405) 208-4800 • www.thunder.nba.com
Western Conference – Northwest Division

2015-16 MAGIC SCHEDULE VS. OKLAHOMA CITY (ALL TIMES ET)

Fri., Oct. 30 @ Orlando, 7 pm Wed., Feb. 3 @ Oklahoma City, 8 pm

DIRECTORY AND GENERAL INFORMATION

Chairman: Clayton I. Bennett
Executive Vice President and General Manager: Sam Presti
Head Coach: Billy Donovan (Providence)
NBA Record: N/A, 1st season
Assistant Coaches: Mark Bryant, Maurice Cheeks, Anthony Grant, Darko Rajakovic, Monty Williams
Head Athletic Trainer: Joe Sharpe
Communications staff: Matt Tumbleson, Michael Ravina, John Read
Home Court: Chesapeake Energy Arena (18,203)
Team Colors: Blue, Red, Yellow and Dark Blue
Radio: WWLS (98.1 FM/640 AM): Matt Pinto; WKY (930 AM – Spanish): Eleno Ornales

Cable: Fox Sports Oklahoma: Michael Cage, Brian Davis, Lesley McCaslin
Founded: 1967
All-Time NBA Won-Loss Record: 2,084-1,804 (.536)
All-Time Playoff Record: 146-144 (.503)
2014-15 Record: 45-37 (.549), Finished 2nd in Northwest Division
2015 Playoffs: Failed to qualify

ALL-TIME SERIES: ORLANDO VS. OKLAHOMA CITY THUNDER

Regular Season Record: 21-31 (Magic 15-11 @ home, 1-6 @ Oklahoma City, 5-14 @ Seattle)

Table with columns: Date, Site, W-L, Score, and game history between Orlando and Thunder.

ORLANDO MAGIC VS. OKLAHOMA CITY (0-2)

Statistical table for Orlando Magic vs Oklahoma City (0-2) showing player stats like G-GS, MIN, FIELD GOALS, 3-PT FG, FREE THROWS, REBOUNDS, PF-DQ, STL, TO, BLK, PTS, AVG, HI.

OKLAHOMA CITY THUNDER VS. ORLANDO (2-0)

Statistical table for Oklahoma City Thunder vs Orlando (2-0) showing player stats like G-GS, MIN, FIELD GOALS, 3-PT FG, FREE THROWS, REBOUNDS, PF-DQ, STL, TO, BLK, PTS, AVG, HI.







PORTLAND TRAIL BLAZERS



One Center Court, Suite 200
Portland, OR 97227
Phone: (503) 234-9291 • www.trailblazers.com
Western Conference – Northwest Division

2015-16 MAGIC SCHEDULE VS. PORTLAND (ALL TIMES ET)

Fri., Dec. 18 @ Orlando, 7 pm Sat., Mar. 12 @ Portland, 10:30 pm

DIRECTORY AND GENERAL INFORMATION

Owner: Paul Allen
President of Basketball Operations: Neil Olshey
President & CEO: Chris McGowan
Head Coach: Terry Stotts (Oklahoma)
NBA Record: 253-276 (.478), 8th season
Assistant Coaches: Jay Triano, David Vanterpool, Nate Tibbets, Dale Osbourne, Jim Moran
Head Athletic Trainer: Geoff Clark
Communications staff: Jim Taylor, Collin Romer
Home Court: Moda Center (19,441)
Team Colors: Scarlet, Black and White
Radio: Radio City Radio (620 AM): Brian Wheeler, Antonio Harvey
Television: KGW (Channel 8): Mike Barrett, Mike Rice
Cable: Comcast SportsNet: Mike Barrett, Mike Rice
Founded: 1970
All-Time NBA Won-Loss Record: 1,947-1,695 (.535)
All-Time Playoff Record: 103-125 (.452)
2014-15 Record: 51-31 (.622), Finished 1st in Northwest Division
2015 Playoffs: Lost to Memphis, 1-4, in First Round

ALL-TIME SERIES: ORLANDO VS. PORTLAND TRAIL BLAZERS

Regular Season Record: 23-28 (Magic 13-12 @ home, 10-16 @ Portland)

Table with columns: Date, Site, W-L, Score, and game details. Lists all games between Orlando and Portland from 1979 to 2015.

2013-14 SEASON SERIES

ORLANDO MAGIC VS. PORTLAND (1-1)

Statistical table for Orlando Magic vs. Portland (1-1) comparing players on various metrics like G-GS, MIN, FG, 3-PT FG, FT, REBOUNDS, etc.

PORTLAND TRAIL BLAZERS VS. ORLANDO (1-1)

Statistical table for Portland Trail Blazers vs. Orlando (1-1) comparing players on various metrics like G-GS, MIN, FG, 3-PT FG, FT, REBOUNDS, etc.

# SACRAMENTO KINGS



One Sports Parkway  
 Sacramento, CA 95834  
 Phone: (916) 928-0000 • www.kings.com  
 Western Conference – Pacific Division

## 2015-16 MAGIC SCHEDULE VS. SACRAMENTO (ALL TIMES ET)

Sat., Nov. 21 @ Orlando, 5 pm      Fri., Mar. 11 @ Sacramento, 10 pm

## DIRECTORY AND GENERAL INFORMATION

President of Basketball Operation & General Manager: Vlade Divac  
 President: Chris Granger  
 Head Coach: George Karl (North Carolina)  
 NBA Record: 1,142-775 (.596), 27th season  
 Assistant Coaches: Chad Iske, John Welch, Corliss Williamson, Vance Walberg, Anthony Carter, Nancy Lieberman  
 Head Athletic Trainer: Manny Romero  
 Media Relations staff: Chris Clark, Darryl Arata, Rahsaan Gethers  
 Home Court: Sleep Train Arena (17,317)

Team Colors: Purple, Black and Silver  
 Radio: KHTK (1140 AM): Gary Gerould  
 Cable: Comcast SportsNet: Grant Napear, Jerry Reynolds, Kayte Christensen  
 Founded: 1948  
 All-Time NBA Won-Loss Record: 2,431-2,856 (.460)  
 All-Time Playoff Record: 80-107 (.428)  
 2014-15 Record: 29-53 (.354), Finished 4th in Pacific Division  
 2015 Playoffs: Failed to qualify

## ALL-TIME SERIES: ORLANDO VS. SACRAMENTO KINGS

Regular Season Record: 25-27 (Magic 16-10 @ home, 9-17 @ Sacramento)

Date	Site	W-L	Score			
11/9/01	Orlando	W	115-105			
3/6/15	Orlando	W	119-114	3/13/01	Orlando	L 108-114 (OT)
12/6/14	Sacramento	W	105-96	11/14/00	Sacramento	L 82-96
1/10/14	Sacramento	L	83-103	1/20/00	Sacramento	L 103-111
12/21/13	Orlando	L	100-105	11/30/99	Orlando	L 102-111
2/27/13	Orlando	L	101-125	2/22/99	Orlando	W 107-96
12/7/12	Sacramento	L	82-91	1/14/98	Sacramento	L 96-108
1/8/12	Sacramento	W	104-97	11/12/97	Orlando	L 89-115
3/9/11	Sacramento	W	106-102	3/25/97	Orlando	W 114-103
2/23/11	Orlando	L	105-111	12/8/96	Sacramento	L 84-91
1/22/10	Orlando	W	100-84	2/6/96	Orlando	W 112-102
1/12/10	Sacramento	W	109-88	12/2/95	Sacramento	L 106-109
1/13/09	Sacramento	W	139-107	3/28/95	Sacramento	L 106-117
11/1/08	Orlando	W	121-103	11/30/94	Orlando	W 114-107
2/24/08	Orlando	W	112-93	12/27/93	Orlando	W 122-110
1/8/08	Sacramento	L	100-104	12/19/93	Sacramento	W 97-91
3/17/07	Orlando	L	83-95	2/1/93	Sacramento	W 119-115
12/4/06	Sacramento	W	92-89	12/17/92	Orlando	W 112-91
1/21/06	Orlando	W	83-78 (OT)	12/12/91	Sacramento	L 100-106
1/15/06	Sacramento	L	100-104	11/23/91	Orlando	L 93-95
3/15/05	Sacramento	L	94-105	4/11/91	Sacramento	L 96-104
3/2/05	Orlando	W	114-111	2/24/91	Orlando	W 120-90
3/7/04	Orlando	L	90-107	1/7/91	Orlando	W 111-83
11/21/03	Sacramento	L	92-122	12/15/90	Sacramento	L 108-117
11/17/02	Sacramento	L	99-101	3/1/90	Orlando	L 100-114
11/5/02	Orlando	W	125-121	11/21/89	Sacramento	W 115-113
12/11/01	Sacramento	L	100-112			

# 2014-15 SEASON SERIES

## ORLANDO MAGIC VS. SACRAMENTO (2-0)

PLAYER	G-GS	MIN	FIELD GOALS			3-PT FG		FREE THROWS		REBOUNDS			PF-DQ	STL	TO	BLK	PTS	AVG	HI
			FG-FGA	PCT	3FG-FGAPCT	FT-FTA	PCT	OFF	DEFTOT	AST									
Oladipo	2-2	76	20-39	.513	2-6	.333	6-6	1.000	2	6	8	17	5-0	5	6	0	48	24.0	32
Harris	2-2	76	16-32	.500	6-11	.545	8-9	.889	1	9	10	3	2-0	2	1	1	46	23.0	27
Fournier	1-1	31	7-16	.438	1-7	.143	0-0	---	1	5	6	3	0-0	0	0	0	15	15.0	15
Frye	2-2	70	9-18	.500	8-15	.533	2-2	1.000	1	15	16	4	6-0	3	2	3	28	14.0	22
B. Gordon	2-0	26	10-14	.714	3-3	1.000	0-0	---	0	0	0	2	3-0	0	0	0	23	11.5	12
Payton	2-1	67	8-17	.471	0-2	.000	2-3	.667	2	7	9	18	3-0	2	4	1	18	9.0	10
Nicholson	2-0	35	7-14	.500	1-2	.500	1-2	.500	3	3	6	2	5-0	0	2	0	16	8.0	14
O'Quinn	2-1	29	6-6	1.000	1-1	1.000	2-2	1.000	2	1	3	4	9-0	2	1	1	15	7.5	13
Dedmon	2-1	45	5-5	1.000	0-0	---	1-2	.500	6	10	16	1	10-0	0	2	4	11	5.5	6
A. Gordon	1-0	14	1-2	.500	0-1	.000	0-0	---	0	1	1	0	3-0	0	2	0	2	2.0	2
Green	1-0	11	1-5	.200	0-2	.000	0-0	---	0	2	2	1	3-0	0	0	0	2	2.0	2
MAGIC	2	480	90-168	.536	22-50	.440	22-26	.846	18	59	77	55	49-0	14	23	10	224	112.0	119
KINGS	2	480	73-164	.445	14-42	.333	50-66	.758	28	50	78	40	32-0	11	25	8	210	105.0	114

## SACRAMENTO KINGS VS. ORLANDO (0-2)

PLAYER	G-GS	MIN	FIELD GOALS			3-PT FG		FREE THROWS		REBOUNDS			PF-DQ	STL	TO	BLK	PTS	AVG	HI
			FG-FGA	PCT	3FG-FGAPCT	FT-FTA	PCT	OFF	DEFTOT	AST									
Cousins	1-1	39	9-18	.500	0-0	---	11-14	.786	4	8	12	2	2-0	0	1	3	29	29.0	29
Gay	2-2	78	23-41	.561	3-8	.375	6-8	.750	6	7	13	9	4-0	5	7	3	55	27.5	39
Collison	1-1	34	6-14	.429	3-6	.500	7-9	.778	0	3	3	4	2-0	0	2	0	22	22.0	22
Thompson	2-2	57	11-15	.733	0-0	---	1-2	.500	4	10	14	4	4-0	0	2	0	23	11.5	18
Sessions	1-0	23	3-11	.273	0-2	.000	4-4	1.000	1	1	2	7	0-0	1	1	0	10	10.0	10
Williams	2-0	30	8-12	.667	3-5	.600	1-1	1.000	1	2	3	0	1-0	0	2	0	20	10.0	14
Casspi	2-0	38	3-11	.273	1-2	.500	9-12	.750	2	5	7	1	4-0	2	1	1	16	8.0	12
McCallum	2-1	40	4-11	.364	1-6	.167	4-6	.667	2	1	3	2	2-0	0	3	1	13	6.5	13
Hollins	1-1	18	2-3	.667	0-0	---	1-2	.500	0	0	0	0	2-0	0	0	0	5	5.0	5
Stauskas	2-0	21	2-5	.400	2-4	.500	1-2	.500	0	1	1	0	1-0	0	0	0	7	3.5	7
A. Miller (TOT)	5-0	76	3-13	.231	1-4	.250	5-6	.833	2	9	11	21	8-0	3	9	0	12	2.4	4
A. Miller (SAC)	1-0	23	1-8	.125	1-4	.250	0-0	---	2	3	5	8	5-0	2	3	0	3	3.0	3
Landry	1-0	19	0-5	.000	0-0	---	2-2	1.000	1	3	4	0	1-0	0	1	0	2	2.0	2
Evans	2-0	16	0-2	.000	0-0	---	3-4	.750	3	2	5	0	1-0	0	0	0	3	1.5	3
McLemore	2-2	45	1-8	.125	0-5	.000	0-0	---	2	4	6	3	3-0	1	2	0	2	1.0	2
KINGS	2	480	73-164	.445	14-42	.333	50-66	.758	28	50	78	40	32-0	11	25	8	210	105.0	114
MAGIC	2	480	90-168	.536	22-50	.440	22-26	.846	18	59	77	55	49-0	14	23	10	224	112.0	119



One AT&T Center
San Antonio, TX 78219
Phone: (210) 444-5000 • www.spurs.com
Western Conference – Southwest Division

2015-16 MAGIC SCHEDULE VS. SAN ANTONIO (ALL TIMES ET)

Mon., Feb. 1 @ San Antonio, 8:30 pm Wed., Feb. 10 @ Orlando, 7 pm

DIRECTORY AND GENERAL INFORMATION

Chairman/CEO: Peter M. Holt
President of Sports Franchises/General Manager: R.C. Buford
President of Spurs Basketball/Head Coach: Gregg Popovich (Air Force)
NBA Record: 1,022-470 (.685), 20th season
Assistant Coaches: Ettore Messina, Ime Udoka, James Borrego, Chip Engelland, Chad Forcier, Becky Hammon
Head Athletic Trainer: Will Sevensen
Communications staff: Tom James, Kris Davis, Jordan Howenstine
Home Court: AT&T Center (18,460)
Team Colors: Metallic Silver, Black
Radio: WOAI (1200 AM): Bill Schoening; KCOR (1350 AM - Spanish): Paul Castro

Television: KENS (Channel 5), KMYS (Channel 35): Bill Land, Sean Elliot, Andrew Monaco
Cable: FOX Sports Southwest (Channel 26): Bill Land, Sean Elliot, Andrew Monaco
Founded: 1973\*
All-Time NBA Won-Loss Record: 1,939-1,211 (.616)
All-Time Playoff Record: 204-161 (.559)
2014-15 Record: 55-27 (.671), Finished 3rd in Southwest Division
2015 Playoffs: Lost to LA Clippers, 3-4, in First Round
\*member of the American Basketball Association until 1976-77

ALL-TIME SERIES: ORLANDO VS. SAN ANTONIO SPURS

Regular Season Record: 15-38 (Magic 11-15 @ home, 4-23 @ San Antonio)

Table with columns: Date, Site, W-L, Score, Date, Orlando, L, Score. Lists 38 games between Orlando and San Antonio from 1977 to 2015.

ORLANDO MAGIC VS. SAN ANTONIO (0-2)

Stat table for Orlando Magic vs San Antonio Spurs (0-2). Columns include Player, G-GS, MIN, FIELD GOALS, 3-PT FG, FREE THROWS, REBOUNDS, PF-DQ, STL, TO, BLK, PTS, AVG, HI.

SAN ANTONIO SPURS VS. ORLANDO (2-0)

Stat table for San Antonio Spurs vs Orlando Magic (2-0). Columns include Player, G-GS, MIN, FIELD GOALS, 3-PT FG, FREE THROWS, REBOUNDS, PF-DQ, STL, TO, BLK, PTS, AVG, HI.











**NATIONAL BASKETBALL ASSOCIATION**

**NBA ENTERTAINMENT**

**New York**

Olympic Tower  
645 Fifth Avenue  
New York, NY 10022  
Telephone: (212) 407-8000  
Fax: (212) 832-3861

**New Jersey**

100 Plaza Drive  
Secaucus, NJ 07094  
Telephone: (201) 865-1500  
Fax: (201) 974-5973

**INTERNATIONAL OFFICES**

**CANADA**

50 Bay Street, Suite 1402  
Toronto, Ontario  
Canada M5J 3A5  
Telephone: (416) 682-2000  
Fax: (416) 364-0205

**EUROPE**

**Headquarters - NBA EMEA**

Endeavour House  
189 Shaftesbury Avenue  
London, United Kingdom WC2H 8JR  
Telephone: +44-20-7420-8900

**Spain**

Pqe. Empresarial "La Finca"  
Edif. 17A, 1a  
28223 Pozuelo de Alarcon  
Madrid, Spain  
Telephone: +34-911-517-101  
Fax: +34-911-517-120

**AFRICA**

6th Floor World Trade Center  
Cnr West Road South and Lower Road  
Morningside 2196  
Johannesburg, South Africa  
Telephone: +27-87-940-1333  
Fax: +27-86-726-6351

**INDIA**

Tower 1, 10th Floor  
Indiabulls Finance Center  
Senapati Bapat Marg Mumbai  
Maharashtra 400013  
Telephone: +91-22-6124-6100

**LATIN AMERICA**

**Brazil**

Av Borges de Medeiros, 633  
Sala 303 – Leblon  
Rio de Janeiro, RJ, Brazil 22430-041  
Telephone: +55-21-3206-6400  
Fax: +55-21-2586-6001

**Mexico**

Av Santa Fe 94, Torre A Piso 8, Colonia Zedec Santa Fe  
Mexico DF Mexico 01210  
Telephone: +52-55-88511159  
Fax: +52-55-88511111

**ASIA/PACIFIC**

**Hong Kong**

Room 3101, The Lee Gardens  
33 Hysan Avenue  
Causeway Bay, Hong Kong  
Telephone: +852-2843-9600  
Fax: +852-2536-4808

**Taiwan**

Suite 1303, No. 88, Section 2  
Chung Hsiao East Road  
Taipei, Taiwan ROC 100  
Telephone: +886-2-2397-8000  
Fax: +886-2-2358-1098

**Korea**

21/F Seoul Finance Center  
136 Sejong-Daero, Jung-Gu  
Seoul, Korea 100-768  
Telephone: +822-3782-6835  
Fax: +822-3782-4555

**China-Beijing**

19th Floor, Office Tower 2, China Central Place  
No. 79 Jianguo Road, Chaoyang District  
Beijing, China 100025  
Telephone: +86-10-5200-8200  
Fax: +86-10-5200-8202

**China-Shanghai**

Unit 2703-2708, 27F, Tower 2 Plaza 66  
1366 Nanjing West Road, Jing An District  
Shanghai, China 200040  
Telephone: +86-21-6137-2200  
Fax: +86-21-6288-9920

## NBA DEVELOPMENT LEAGUE



Olympic Tower, 645 5th Avenue, New York, NY 10022  
Media Relations Contact: Joanna Shapiro (jshapiro@nba.com)

### AUSTIN SPURS

13581 Pond Springs Road, Suite 108, Austin, TX 78729  
Tel: (512) 236-8333; Fax: (512) 236-8444  
Arena: Cedar Park Center  
Media Relations Contact: Perri Travillion  
(ptravillion@attcenter.com)  
Website: www.austinspurs.com  
NBA Affiliation: San Antonio

### BAKERSFIELD JAM

1400 Norris Road; Bakersfield, CA 93308  
Tel: (661) 615-6550; Fax: (661) 615-6555  
Arena: Dignity Health Event Center  
Media Relations Contact: William Aquije  
(william@bakersfieldjam.com)  
Website: www.bakersfieldjam.com  
NBA Affiliation: Phoenix

### CANTON CHARGE

1101 Market Avenue North; Canton, OH 44702  
Tel: (866) 444-1944; Fax: (330) 489-1703  
Arena: Canton Memorial Civic Center  
Media Relations Contact: Sean Wyatt  
(swyatt@cantoncharge.com)  
Website: www.cantoncharge.com  
NBA Affiliation: Cleveland

### DELAWARE 87ERS

300 Martin Luther King Blvd, Ste. 200; Wilmington, DE 19801  
Tel: (302) 504-7587; Fax: (302)351-5370  
Arena: Bob Carpenter Center  
Media Relations Contact: Andrew Dzurita  
(andrewdzurita@sevans.com)  
Website: www.sevans.com  
NBA Affiliation: Philadelphia

### ERIE BAYHAWKS

110 East 8th Street; Erie, PA 16501  
Tel: (814) 790-5600; Fax: (814) 790-5608  
Arena: Erie Insurance Arena  
Media Relations Contact: Iris Rayburn  
(iris.rayburn@nbaerie.com)  
Website: www.nbaerie.com  
NBA Affiliation: Orlando

### FORT WAYNE MAD ANTS

1910 St. Joe Center Rd, Suite 61; Fort Wayne, IN 46825  
Tel: (260) 469-4667; Fax: (260) 469-4674  
Arena: Allen County War Memorial Coliseum  
Media Relations Contact: Kara Stevenson  
(kara@fortwaynehoops.com)  
Website: www.fortwaynehoops.com  
NBA Affiliations: Indiana

### GRAND RAPIDS DRIVE

40 Monroe Center NW, Ste 11; Grand Rapids MI 49503  
Tel: (844) 473-7483  
Arena: DeltaPlex Arena  
Media Relations Contact: Sarah Parfet Jbara  
(spj@nbagrandrapids.com)  
Website: www.nbagrandrapids.com  
NBA Affiliation: Detroit

### IDAHO STAMPEDE

233 South Capitol Blvd., Suite 100; Boise, ID 83702  
Tel: (208) 388-4667; Fax: (208) 388-3845  
Arena: CenturyLink Arena  
Media Relations Contact: Aubrie Warkentien  
(aubrie@idahostampede.com)  
Website: www.idahostampede.com  
NBA Affiliation: Utah

### IOWA ENERGY

730 3rd Street; Des Moines, Iowa 50309  
Tel: (515) 564-8550; Fax: (515) 564-8551  
Arena: Wells Fargo Arena  
Media Relations Contact: Mike Leighton  
(mleighton@iowanba.com)  
Website: www.iowanba.com  
NBA Affiliations: Memphis

### LOS ANGELES D-FENDERS

555 North Nash Street; El Segundo, CA 90245  
Tel: (310) 426-6000; Fax: (310) 426-6031  
Arena: Toyota Sports Center  
Media Relations Contact: Will Patterson  
(wpatterson@d-fenders.com)  
Website: www.d-fenders.com  
NBA Affiliation: Los Angeles Lakers

### MAINE RED CLAWS

413 Congress Street; Portland, ME 04101  
Tel: 207-210-6655; Fax: 207-210-6659  
Arena: Portland Exposition Building  
Media Relations Contact: Evans Boston  
(eboston@maineredclaws.com)  
Website: www.maineredclaws.com  
NBA Affiliation: Boston

### OKLAHOMA CITY BLUE

208 Thunder Drive, Oklahoma City, OK 73102  
Tel: (405) 208-4800; Fax: (405) 429-7900  
Arena: Cox Convention Center  
Media Relations Contact: Ben Coldagelli  
(bcoldagelli@okcthunder.com)  
Website: www.oklahomacityblue.com  
NBA Affiliation: Oklahoma City

### RAPTORS 905

5600 Rose Cherry Place; Mississauga, ON L4Z4B6  
Tel: (416) 815-5423 Fax: (416) 902-4311  
Arena: Hershey Centre  
Media Relations Contact: TBD  
Website: www.raptors905.com  
NBA Affiliation: Toronto

### RENO BIGHORNS

50 West Liberty Street, Ste. 201; Reno, NV 89501  
Tel: (775) 853-8200  
Arena: Reno Event Center  
Media Relations Contact: Kyle Jones  
(kjones@renobighorns.com)  
Website: www.renobighorns.com  
NBA Affiliation: Sacramento

### RIO GRANDE VALLEY VIPERS

4500 North 10th Street, Suite 315; McAllen, TX 78504  
Tel: (956) 972-1144; Fax: (956) 972-1150  
Arena: State Farm Arena  
Media Relations Contact: Rebecca Sweat  
(rsweat@rgvipers.com)  
Website: www.rgvipers.com  
NBA Affiliation: Houston

## NBA DEVELOPMENT LEAGUE

### SANTA CRUZ WARRIORS

903 Pacific Avenue, Suite 101; Santa Cruz, CA 95060  
Tel: (831) 731-4396; Fax: (831) 466-3201  
Arena: Kaiser Permanente Arena  
Media Relations Contact: Gina Antoniello  
(gantonniello@santacruzbasketball.com)  
Website: www.santacruzbasketball.com  
NBA Affiliation: Golden State

### SIOUX FALLS SKYFORCE

2131 South Minnesota Ave; Sioux Falls, SD 57105  
Tel: (605) 332-0605; Fax: (605) 332-2305  
Arena: Sanford Pentagon  
Media Relations Contact: Darren Feeney  
(darren@skyforceonline.com)  
Website: www.skyforceonline.com  
NBA Affiliation: Miami

### TEXAS LEGENDS

2601 Avenue of the Stars, Suite 300; Frisco, TX 75034  
Tel: (214) 469-0822; Fax: (214) 469-0823  
Arena: Dr. Pepper Arena  
Media Relations Contact: Britney Wynn  
(bwynn@texlegends.com)  
Website: www.texlegends.com  
NBA Affiliation: Dallas

### WESTCHESTER KNICKS

198 Central Ave.; White Plains, NY 10606  
Tel: (914) 559-6888  
Arena: Westchester County Center  
Media Relations Contact: Katie Hatch  
(Katie.hatch@msg.com)  
Website: www.westchesterknicks.com  
NBA Affiliation: New York

# ERIE BAYHAWKS

The Orlando Magic and the Erie BayHawks of the NBA Development League are in the second year of a three-year single affiliation partnership. Orlando became the 16th NBA team to have a one-to-one affiliation with an NBA D-League team.

The partnership, also referred to as a “hybrid affiliation,” was the eighth of its kind in the NBA D-League and allows an NBA team to control the NBA D-League team’s basketball operations, while the existing local ownership maintains primary responsibility for the team’s off-the-court business operations and community initiatives.

“We are looking forward to a mutually beneficial partnership with the BayHawks,” said Orlando Magic Chief Executive Officer Alex Martins when the partnership was announced in May 2014. “We feel this hybrid relationship will further assist our efforts in regards to developing NBA talent, while providing Erie with a team they can be proud of. I would like to thank Steve Demetriou. His vision and values fit very well with ours and we are excited about this exclusive affiliation.”

Entering their eighth season in the NBA Development League, the BayHawks are coming off another record-breaking year for their team’s business. Setting a new franchise-record in attendance, Erie drew over 3,600 fans per game to the Erie Insurance Arena. The BayHawks contributed over \$23,000 to local charities through various donations, fundraisers and other community focused initiatives during the 2014-15 campaign. A total of 13 former BayHawks have been signed by NBA teams in their brief history and the team has competed in the D-League Playoffs three times.

The Erie BayHawks, presented by LECOM, were established in 2008 and were one of the first teams in the NBA Development League to establish a marquee partnership. The BayHawks marquee partner, the Lake Erie College of Osteopathic Medicine (LECOM), LECOM School of Dental Medicine and LECOM School of Pharmacy, offer innovative and affordable education in osteopathic medicine, dentistry and pharmacy. From campuses in Erie, Pennsylvania, Greensburg, Pennsylvania and Bradenton, Florida, LECOM provides student-centered pathways to prepare the next generation of healthcare professionals. LECOM physicians serve as the BayHawks medical staff, the team practices at the state-of-the-art LECOM Medical Fitness & Wellness Center, and together the BayHawks and LECOM promote education, health and wellness throughout Erie county.



Bill Peterson  
Head Coach



Anthony Goldwire  
Assistant Coach



Nate Babcock  
Assistant Coach / Video  
Coordinator



Mark Mahoney  
Athletic Trainer

# FINAL 2014-15 NBA STANDINGS

## EASTERN CONFERENCE

<i>SOUTHEAST DIVISION</i>	<i>W</i>	<i>L</i>	<i>PCT</i>	<i>GB</i>	<i>HOME</i>	<i>ROAD</i>	<i>LAST-10</i>	<i>STREAK</i>
Atlanta	60	22	.732	-	35-6	25-16	5-5	Lost 3
Washington	46	36	.561	14	29-12	17-24	6-4	Lost 2
Miami	37	45	.451	23	20-21	17-24	4-6	Won 2
Charlotte	33	49	.402	27	19-22	14-27	2-8	Lost 6
<b>Orlando</b>	<b>25</b>	<b>57</b>	<b>.305</b>	<b>35</b>	<b>13-28</b>	<b>12-29</b>	<b>3-7</b>	<b>Lost 4</b>

<i>ATLANTIC DIVISION</i>	<i>W</i>	<i>L</i>	<i>PCT</i>	<i>GB</i>	<i>HOME</i>	<i>ROAD</i>	<i>LAST-10</i>	<i>STREAK</i>
Toronto	49	33	.598	-	27-14	22-19	7-3	Won 1
Boston	40	42	.488	9	21-20	19-22	8-2	Won 6
Brooklyn	38	44	.463	11	19-22	19-22	6-4	Won 1
Philadelphia	18	64	.220	31	12-29	6-35	0-10	Lost 10
New York	17	65	.207	32	10-31	7-34	3-7	Lost 1

<i>CENTRAL DIVISION</i>	<i>W</i>	<i>L</i>	<i>PCT</i>	<i>GB</i>	<i>HOME</i>	<i>ROAD</i>	<i>LAST-10</i>	<i>STREAK</i>
Cleveland	53	29	.646	-	31-10	22-19	7-3	Won 2
Chicago	50	32	.610	3	27-14	23-18	7-3	Won 4
Milwaukee	41	41	.500	12	23-18	18-23	5-5	Lost 1
Indiana	38	44	.463	15	23-18	15-26	7-3	Lost 1
Detroit	32	50	.390	21	18-23	14-27	4-6	Won 1

## WESTERN CONFERENCE

<i>SOUTHWEST DIVISION</i>	<i>W</i>	<i>L</i>	<i>PCT</i>	<i>GB</i>	<i>HOME</i>	<i>ROAD</i>	<i>LAST-10</i>	<i>STREAK</i>
Houston	56	26	.683	-	30-11	26-15	7-3	Won 3
Memphis	55	27	.671	1	31-10	24-17	5-5	Won 1
San Antonio	55	27	.671	1	33-8	22-19	9-1	Lost 1
Dallas	50	32	.610	6	27-14	23-18	5-5	Won 1
New Orleans	45	37	.549	11	28-13	17-24	7-3	Won 2

<i>NORTHWEST DIVISION</i>	<i>W</i>	<i>L</i>	<i>PCT</i>	<i>GB</i>	<i>HOME</i>	<i>ROAD</i>	<i>LAST-10</i>	<i>STREAK</i>
Portland	51	31	.622	-	32-9	19-22	4-6	Lost 4
Oklahoma City	45	37	.549	6	29-12	16-25	4-6	Won 2
Utah	38	44	.463	13	21-20	17-24	7-3	Lost 1
Denver	30	52	.366	21	19-22	11-30	3-7	Lost 2
Minnesota	16	66	.195	35	9-32	7-34	0-10	Lost 12

<i>PACIFIC DIVISION</i>	<i>W</i>	<i>L</i>	<i>PCT</i>	<i>GB</i>	<i>HOME</i>	<i>ROAD</i>	<i>LAST-10</i>	<i>STREAK</i>
Golden State	67	15	.817	-	39-2	28-13	8-2	Won 4
L.A. Clippers	56	26	.683	11	30-11	26-15	9-1	Won 7
Phoenix	39	43	.476	28	22-19	17-24	1-9	Lost 5
Sacramento	29	53	.354	38	18-23	11-30	3-7	Won 2
L.A. Lakers	21	61	.256	46	12-29	9-32	2-8	Lost 3

# 2014-15 ATTENDANCE REPORT

# 2015 NBA PLAYOFFS

TEAM	— HOME GAMES —			— ROAD GAMES —		
	GAMES	TOTAL	AVG	GAMES	TOTAL	AVG
Atlanta Hawks	41	713,909	17,412	41	720,873	17,582
Boston Celtics	41	721,350	17,594	41	727,404	17,742
Brooklyn Nets	41	698,529	17,037	41	739,614	18,039
Charlotte Hornets	41	704,886	17,192	41	723,833	17,654
Chicago Bulls	41	896,525	21,866	41	754,592	18,405
Cleveland Cavaliers	41	843,042	20,562	41	775,537	18,916
Dallas Mavericks	41	827,702	20,188	41	723,792	17,653
Denver Nuggets	41	602,707	14,700	41	714,593	17,429
Detroit Pistons	41	625,917	15,266	41	732,519	17,866
Golden State Warriors	41	803,436	19,596	41	750,793	18,312
Houston Rockets	41	747,412	18,230	41	736,761	17,970
Indiana Pacers	41	691,434	16,864	41	733,593	17,893
Los Angeles Clippers	41	785,892	19,168	41	741,245	18,079
Los Angeles Lakers	41	768,244	18,738	41	732,881	17,875
Memphis Grizzlies	41	710,502	17,329	41	738,717	18,017
Miami Heat	41	808,223	19,713	41	725,609	17,698
Milwaukee Bucks	41	611,226	14,908	41	725,841	17,703
Minnesota Timberwolves	41	595,652	14,528	41	738,032	18,001
New Orleans Pelicans	41	683,757	16,677	41	723,265	17,641
New York Knickerbockers	41	812,292	19,812	41	715,966	17,463
Oklahoma City Thunder	41	746,323	18,203	41	736,220	17,957
<b>Orlando Magic</b>	<b>41</b>	<b>688,194</b>	<b>16,785</b>	<b>41</b>	<b>721,024</b>	<b>17,586</b>
Philadelphia 76ers	41	571,342	13,935	41	724,272	17,665
Phoenix Suns	41	693,862	16,923	41	721,033	17,586
Portland Trail Blazers	41	801,377	19,546	41	723,952	17,657
Sacramento Kings	41	680,049	16,587	41	718,130	17,515
San Antonio Spurs	41	762,855	18,606	41	736,866	17,972
Toronto Raptors	41	809,824	19,752	41	718,430	17,523
Utah Jazz	41	772,059	18,831	41	702,545	17,135
Washington Wizards	41	747,796	18,239	41	748,386	18,253
<b>TOTALS</b>	<b>1230</b>	<b>21,926,318</b>	<b>17,826</b>	<b>1230</b>	<b>21,926,318</b>	<b>17,826</b>

## FIRST ROUND

### EASTERN CONFERENCE

#### ATLANTA vs. BROOKLYN

(Atlanta won 4-2)  
 April 19 BRK 92 at ATL 99  
 April 22 BRK 91 at ATL 96  
 April 25 ATL 83 at BRK 91  
 April 27 ATL 115 at BRK 120 (OT)  
 April 29 BRK 97 at ATL 107  
 May 1 ATL 111 at BRK 87

#### CLEVELAND vs. BOSTON

(Cleveland won 4-0)  
 April 19 BOS 100 at CLE 113  
 April 21 BOS 91 at CLE 99  
 April 23 CLE 103 at BOS 95  
 April 26 CLE 101 at BOS 93

#### CHICAGO vs. MILWAUKEE

(Chicago won 4-2)  
 April 18 MIL 91 at CHI 103  
 April 20 MIL 82 at CHI 91  
 April 23 CHI 113 at MIL 106 (2OT)  
 April 25 CHI 90 at MIL 92  
 April 27 MIL 94 at CHI 88  
 April 30 CHI 120 at MIL 66

#### TORONTO vs. WASHINGTON

(Washington won 4-0)  
 April 18 WAS 93 at TOR 86 (OT)  
 April 21 WAS 117 at TOR 106  
 April 24 TOR 99 at WAS 106  
 April 26 TOR 94 at WAS 125

### WESTERN CONFERENCE

#### GOLDEN STATE vs. NEW ORLEANS

(Golden State won 4-0)  
 April 18 NO 99 at GS 106  
 April 20 NO 87 at GS 97  
 April 23 GS 123 at NO 119 (OT)  
 April 25 GS 109 at NO 98

#### HOUSTON vs. DALLAS

(Houston won 4-1)  
 April 18 DAL 108 at HOU 118  
 April 21 DAL 99 at HOU 111  
 April 24 HOU 130 at DAL 128  
 April 26 HOU 109 at DAL 121  
 April 28 DAL 94 at HOU 103

#### L.A. CLIPPERS vs. SAN ANTONIO

(L.A. Clippers won 4-3)  
 April 19 SA 92 at LAC 107  
 April 22 SA 111 at LAC 107 (OT)  
 April 24 LAC 73 at SA 100  
 April 26 LAC 114 at SA 105  
 April 28 SA 111 at LAC 107  
 April 30 LAC 102 at SA 96  
 May 2 SA 109 at LAC 111

#### MEMPHIS vs. PORTLAND

(Memphis won 4-1)  
 April 19 POR 86 at MEM 100  
 April 22 POR 82 at MEM 97  
 April 25 MEM 115 at POR 109  
 April 27 MEM 92 at POR 99  
 April 29 POR 93 at MEM 99











## ALL-TIME NBA STATISTICAL LEADERS

### MOST DEFENSIVE REBOUNDS

Karl Malone	11,406
KEVIN GARNETT	11,318
TIM DUNCAN	10,900
Robert Parish	10,117
Hakeem Olajuwon	9,714
Moses Malone	9,481
Kareem Abdul-Jabbar	9,394
Shaquille O'Neal	8,890
Patrick Ewing	8,855
DIRK NOWITZKI	8,685

### MOST DISQUALIFICATIONS

Vern Mikkelsen	127
Walter Dukes	121
Shawn Kemp	115
Charlie Share	105
Paul Arizin	101
Darryl Dawkins	100
James Edwards	96
Tom Gola	94
Tom Sanders	94
Steve Johnson	93

### MOST TOTAL REBOUNDS

Wilt Chamberlain	23,924
Bill Russell	21,620
Kareem Abdul-Jabbar	17,440
Elvin Hayes	16,279
Moses Malone	16,212
Karl Malone	14,968
Robert Parish	14,715
TIM DUNCAN	14,644
KEVIN GARNETT	14,512
Nate Thurmond	14,464

### MOST STEALS

John Stockton	3,265
Jason Kidd	2,684
Michael Jordan	2,514
Gary Payton	2,445
Maurice Cheeks	2,310
Scottie Pippen	2,307
Clyde Drexler	2,207
Hakeem Olajuwon	2,162
Alvin Robertson	2,112
Karl Malone	2,085

### MOST ASSISTS

John Stockton	15,806
Jason Kidd	12,091
STEVE NASH	10,335
Mark Jackson	10,334
Magic Johnson	10,141
Oscar Robertson	9,887
Isiah Thomas	9,061
Gary Payton	8,966
ANDRE MILLER	8,437
Rod Strickland	7,987

### MOST BLOCKED SHOTS

Hakeem Olajuwon	3,830
Dikembe Mutombo	3,289
Kareem Abdul-Jabbar	3,189
Mark Eaton	3,064
David Robinson	2,954
TIM DUNCAN	2,942
Patrick Ewing	2,894
Shaquille O'Neal	2,732
Tree Rollins	2,542
Robert Parish	2,361

### MOST PERSONAL FOULS

Kareem Abdul-Jabbar	4,657
Karl Malone	4,578
Robert Parish	4,443
Charles Oakley	4,421
Hakeem Olajuwon	4,383
Buck Williams	4,267
Elvin Hayes	4,193
Clifford Robinson	4,175
Kevin Willis	4,172
Shaquille O'Neal	4,146
Otis Thorpe	4,146

### HIGHEST SCORING AVERAGE

(400 Games or 10,000 Points Minimum)

Player	G	FGM	FTM	Pts	Avg
Michael Jordan	1072	12,192	7,327	32,292	30.12
Wilt Chamberlain	1045	12,681	6,057	31,419	30.07
Elgin Baylor	846	8,693	5,763	23,149	27.4
LEBRON JAMES	911	8,950	5,757	24,913	27.3
KEVIN DURANT	569	5,214	4,152	15,537	27.3
Jerry West	932	9,016	7,160	25,192	27.0
Allen Iverson	914	8,467	6,375	24,368	26.7
Bob Pettit	792	7,349	6,182	20,880	26.4
George Gervin	791	8,045	4,541	20,708	26.2
Oscar Robertson	1040	9,508	7,694	26,710	25.7

## ACTIVE NBA CAREER LEADERS

### POINTS

Kareem Abdul-Jabbar	38,387
Karl Malone	36,928
KOBE BRYANT	32,482
Michael Jordan	32,292
Wilt Chamberlain	31,419
Shaquille O'Neal	28,596
DIRK NOWITZKI	28,119
Moses Malone	27,409
Elvin Hayes	27,313
Hakeem Olajuwon	26,946

### ACTIVE CAREER LEADERS

(Players who were on active rosters or on injured list during 2014-15 season)

#### MOST GAMES PLAYED

Kevin Garnett	1,424
Tim Duncan	1,331
Kobe Bryant	1,280
Andre Miller	1,265
Dirk Nowitzki	1,265
Paul Pierce	1,250
Steve Nash	1,217
Vince Carter	1,214
Joe Johnson	1,213
Shawn Marion	1,163

#### MOST FIELD GOALS ATTEMPTED

Kobe Bryant	25,087
Kevin Garnett	21,027
Dirk Nowitzki	20,810
Tim Duncan	19,893
Vince Carter	19,451
Paul Pierce	18,998
LeBron James	18,043
Carmelo Anthony	16,376
Jason Johnson	15,874
Shawn Marion	15,056

#### MOST MINUTES PLAYED

Kevin Garnett	49,863
Kobe Bryant	46,774
Tim Duncan	45,831
Dirk Nowitzki	44,885
Paul Pierce	44,372
Vince Carter	40,332
Shawn Marion	40,098
Andre Miller	39,807
Jason Terry	38,597
Joe Johnson	38,483

#### HIGHEST FIELD GOAL PERCENTAGE

(2,000 FGM minimum)

Player	FGM	FGA	Pct
Tyson Chandler	3,026	5,118	.591
Dwight Howard	5,228	9,024	.579
Marcin Gortat	2,189	3,984	.549
Nene Hilario	3,525	6,485	.544
Al Horford	3,015	5,578	.541
Amar'e Stoudemire	5,786	10,788	.536
Nick Collison	2,135	3,995	.534
Serge Ibaka	2,142	4,019	.533
David Lee	4,161	7,811	.533
Andrew Bogut	2,738	5,164	.530

#### MOST FIELD GOALS MADE

Kobe Bryant	11,321
Kevin Garnett	10,451
Tim Duncan	10,070
Dirk Nowitzki	9,894
LeBron James	8,950
Vince Carter	8,550
Paul Pierce	8,496
Carmelo Anthony	7,447
Shawn Marion	7,289
Joe Johnson	7,026

#### MOST FREE THROWS MADE

Kobe Bryant	8,146
Paul Pierce	6,854
Dirk Nowitzki	6,756
Tim Duncan	5,804
LeBron James	5,757
Carmelo Anthony	5,114
Kevin Garnett	4,873
Dwyane Wade	4,863
Vince Carter	4,596
Chris Bosh	4,253

## ACTIVE NBA CAREER LEADERS

### MOST FREE THROWS ATTEMPTED

Kobe Bryant	9,730
Paul Pierce	8,499
Tim Duncan	8,337
LeBron James	7,730
Dirk Nowitzki	7,689
Dwight Howard	7,357
Dwyane Wade	6,354
Carmelo Anthony	6,307
Kevin Garnett	6,169
Vince Carter	5,751

### HIGHEST FREE THROW PERCENTAGE

(1,200 FTM minimum)

Player	FTM	FTA	Pct
Steve Nash	3,060	3,384	.904
Stephen Curry	1,305	1,450	.900
Kevin Durant	4,152	4,714	.881
Dirk Nowitzki	6,756	7,689	.879
Mo Williams	1,525	1,753	.870
Kevin Martin	3,408	3,919	.870
Luke Ridnour	1,290	1,496	.862
Chris Paul	3,101	3,601	.861
Jamal Crawford	3,080	3,589	.858
Ben Gordon	2,051	2,394	.857

### MOST 3-PT. FIELD GOALS MADE

Jason Terry	2,076
Paul Pierce	2,053
Vince Carter	1,878
Jamal Crawford	1,816
Kyle Korver	1,729
Joe Johnson	1,712
Kobe Bryant	1,694
Steve Nash	1,685
Jason Richardson	1,608
Dirk Nowitzki	1,575

### MOST 3-PT. FIELD GOALS ATTEMPTED

Paul Pierce	5,531
Jason Terry	5,463
Jamal Crawford	5,195
Kobe Bryant	5,079
Vince Carter	5,020
Joe Johnson	4,615
Jason Richardson	4,344
Dirk Nowitzki	4,117
Kyle Korver	3,998
J.R. Smith	3,966

### HIGHEST 3-POINT FIELD GOAL PERCENTAGE

(250 3FGM Minimum)

Player	3FGM	3FGA	Pct
Stephen Curry	1,191	2,704	.440
Kyle Korver	1,729	3,998	.432
Steve Novak	567	1,316	.431
Anthony Morrow	687	1,600	.429
Steve Nash	1,685	3,939	.428
Danny Green	615	1,463	.420
Klay Thompson	784	1,874	.418
Matt Bonner	782	1,889	.414
Jose Calderon	757	1,839	.412
Mike Miller	1,563	3,838	.407

### MOST OFFENSIVE REBOUNDS

Tim Duncan	3,744
Elton Brand	3,295
Kevin Garnett	3,194
Tyson Chandler	2,950
Dwight Howard	2,858
Zach Randolph	2,821
Shawn Marion	2,732
Pau Gasol	2,672
Samuel Dalembert	2,289
Brendan Haywood	2,081

### MOST DEFENSIVE REBOUNDS

Kevin Garnett	11,318
Tim Duncan	10,900
Dirk Nowitzki	8,685
Dwight Howard	7,456
Shawn Marion	7,369
Pau Gasol	6,583
Paul Pierce	6,214
Carlos Boozer	6,155
Zach Randolph	5,863
Elton Brand	5,682

### MOST REBOUNDS

Tim Duncan	14,644
Kevin Garnett	14,512
Dwight Howard	10,314
Shawn Marion	10,101
Dirk Nowitzki	10,051
Pau Gasol	9,255
Elton Brand	8,977
Zach Randolph	8,684
Tyson Chandler	8,561
Carlos Boozer	8,192

## ACTIVE NBA CAREER LEADERS

### MOST STEALS

Kobe Bryant	1,882
Kevin Garnett	1,831
Shawn Marion	1,759
Paul Pierce	1,715
Chris Paul	1,641
LeBron James	1,553
Andre Miller	1,530
Jason Terry	1,468
Andre Iguodala	1,399
Dwyane Wade	1,335

### MOST ASSISTS

Steve Nash	10,335
Andre Miller	8,437
Chris Paul	6,950
LeBron James	6,301
Kobe Bryant	6,122
Deron Williams	6,081
Tony Parker	5,970
Kevin Garnett	5,383
Jason Terry	5,155
Rajon Rondo	4,775

### MOST BLOCKED SHOTS

Tim Duncan	2,942
Kevin Garnett	2,027
Elton Brand	1,820
Dwight Howard	1,711
Josh Smith	1,666
Pau Gasol	1,631
Samuel Dalembert	1,546
Andrei Kirilenko	1,461
Shawn Marion	1,233
Tyson Chandler	1,209

### MOST FOULS

Kevin Garnett	3,491
Paul Pierce	3,474
Vince Carter	3,404
Kobe Bryant	3,238
Tim Duncan	3,179
Dirk Nowitzki	3,105
Elton Brand	3,083
Andre Miller	2,836
Tyson Chandler	2,749
Dwight Howard	2,670

### MOST DISQUALIFICATIONS

Tyson Chandler	47
Kenyon Martin	43
Samuel Dalembert	41
Kirk Hinrich	39
DeMarcus Cousins	35
Nene Hilario	33
Andrew Bogut	32
Dwight Howard	31
Amar'e Stoudemire	31
Paul Millsap	30

### HIGHEST SCORING AVERAGE

(400 Games or 10,000 Points Minimum)

Player	G	FGM	FTM	Pts	Avg
LeBron James	911	8,950	5,757	24,913	27.3
Kevin Durant	569	5,214	4,152	15,537	27.3
Kobe Bryant	1280	11,321	8,146	32,482	25.4
Carmelo Anthony	830	7,447	5,114	20,924	25.2
Dwyane Wade	781	6,785	4,863	18,812	24.1
Dirk Nowitzki	1265	9,894	6,756	28,119	22.2
Russell Westbrook	507	3,759	2,797	10,720	21.1
Stephen Curry	416	3,109	1,305	8,714	20.9
Paul Pierce	1250	8,496	6,854	25,899	20.7
Amar'e Stoudemire	794	5,786	4,092	15,694	19.8

### MOST POINTS

Kobe Bryant	32,482
Dirk Nowitzki	28,119
Tim Duncan	25,974
Kevin Garnett	25,949
Paul Pierce	25,899
LeBron James	24,913
Vince Carter	23,574
Carmelo Anthony	20,924
Dwyane Wade	18,812
Joe Johnson	18,326



**COMMUNITY, PHILANTHROPY, DIVERSITY**

The Orlando Magic is committed to helping children reach their full potential by investing our resources in the areas of education, housing, the arts, and health and wellness. We are dedicated to creating an inclusive environment in which our fans, community partners and employees feel welcome, valued and appreciated.



**ORLANDO MAGIC YOUTH FOUNDATION (OMYF)**

The Orlando Magic Youth Foundation (OMYF) focuses on helping children in Central Florida realize their full potential, especially those most at risk, by supporting nonprofit agencies with programs that empower families and change lives. It is our mission to nourish

the minds and bodies of children who need it most. This is a total team effort, supported by the community and fueled by you, our fans.

OMYF was founded in 1988 and began a partnership with the McCormick Foundation in 1994. All donations and funds raised by the OMYF are granted to the Orlando Magic Youth Fund (OMYF-MFF), a McCormick Foundation Fund, where it has an even greater impact with a match of 50 cents on the dollar. With no administrative costs and the McCormick Foundation match, 150% of your gift goes directly to benefit children in Central Florida.

In the past 25 years, over 500 local agencies have been funded, more than 19.8 million dollars has been granted, with more than two million children positively impacted.

OMYF fundraising events and programs include: the OMYF Open Golf Tournament, OMYF Black Tie & Tennies Gala, State of Florida License Plate Program, Employee Giving Campaign, Game Night and Online Silent Auctions, and the Magic Memorabilia Garage Sale benefiting OMYF.

For additional information, please visit [omyf.org](http://omyf.org) or call 407-916-2644.

**GRANT AWARD CEREMONY**

In 2015, in an NBA Draft style ceremony, the Orlando Magic Youth Fund “drafted” their OMYF-MFF All-Star Team presenting checks totaling \$1 million to 21 Central Florida grantee organizations. Over the past five years, nearly \$5 million has been granted through the Orlando Magic Youth Fund. The beneficiaries were recommended by the OMYF Board of Directors and then approved by the McCormick Foundation after an extensive five-phase process, which begins in April each year.

The OMYF-MFF Draft was held as a breakfast at the Dr. Phillips Center for the Performing Arts. Each organization was recognized and presented with an OMYF-MFF jersey or specialty basketball. Representatives were greeted by Orlando Magic Chairman Dan DeVos, Magic CEO Alex Martins, Magic Vice President of Philanthropy and Multicultural Insights and OMYF President Linda Landman-Gonzalez, Magic Community Ambassadors Nick Anderson and Bo Outlaw, and the OMYF team. In addition to the OMYF-MFF Draft, each organization was recognized in-game during the remaining home games this past season.

**2015 OMYF-MFF ALL-STAR TEAM**

Aspire Health Partners - Zebra Coalition .....	\$75,000
Apopka Family Learning Center .....	\$20,000
BETA Center .....	\$60,000
Boys & Girls Clubs of Central Florida .....	\$50,000
Children’s Home Society of Florida .....	\$25,000
City Year Orlando .....	\$25,000
Coalition for the Homeless of Central Florida .....	\$60,000

Elevate Orlando .....	\$50,000
Florida Hospital for Children .....	\$50,000
Foundation for Orange County Public Schools .....	\$50,000
Foundation for Seminole County Public Schools .....	\$10,000
Foundation for Seminole State College of Florida .....	\$50,000
Harbor House of Central Florida .....	\$100,000
Hope Community Center .....	\$50,000
Jewish Family Services of Greater Orlando .....	\$30,000
Junior Achievement of Central Florida .....	\$25,000
Orlando Shakespeare Theater .....	\$25,000
Osceola County Council on Aging .....	\$100,000
The Howard Phillips Center for Children & Families .....	\$45,000
University of Central Florida Foundation .....	\$50,000
Valencia College Foundation .....	\$50,000

**OMYF AREAS OF SUPPORT**

OMYF accepts grant applications from 501(c)(3) nonprofit organizations in Orange, Seminole, and Osceola counties.

Agencies must support OMYF’s mission, demonstrate inclusiveness and address the needs of our diverse community in one of the following focus areas:

**Health & Wellness (Childhood Obesity Prevention):** to support programs that reduce the risk of childhood obesity, promote healthy eating and physical activity that improves the lives of children and youth.

**Child and Youth Education:** to help children and youth ages K-12 achieve academic success, complete high school and enter post-secondary education programs.

**Housing:** to support prevention programs that keep families with children at risk of homelessness in stable housing, and for housing with support services for homeless families.

**OMYF BLACK TIE & TENNIES GALA**

This premier fundraising event annually attracts more than 700 guests and raised over a half-million dollars for Central Florida nonprofit organizations in 2015. Guests experience the Orlando Magic players and coaches up close with interactive activities before and after dinner. Enjoy a cocktail reception, formal dinner, program, entertainment, silent and live auctions along with fun activities with the players and coaches. And yes, it is a tradition to wear tennies (decorated, if you wish) with your formal wear.

The Orlando Magic Youth Foundation is excited to host their 26th Annual OMYF Black Tie and Tennies Gala on Saturday, March 5, 2016. For more details, please visit [omyf.org](http://omyf.org).

**OMYF OPEN**

Each year, over 200 golfers, celebrities, and Orlando Magic players and coaches are treated to an on-course experience that is nothing short of legendary. Orlando Magic dancers and team corporate partners are positioned throughout the course adding to the fun and excitement that our fans have come to expect at any Orlando Magic event. Various event sponsors are paired with past and present Magic celebrities and after 18 holes of golf, the event closes with an awards luncheon and private shopping event. The OMYF Open has raised more than \$400,000 for the Orlando Magic Youth Foundation the past two years.

The 2015 OMYF Open will take place on Thursday, December 10, 2015 at the Villas of Grand Cypress Golf Resort. For more details, please visit [omyf.org](http://omyf.org).

### IN-GAME AND ONLINE AUCTIONS

At each Orlando Magic home game, OMYF hosts an in-game and online auction featuring sports memorabilia autographed by Orlando Magic players and other NBA superstars. The OMYF auction opens online (OrlandoMagicAuction.com) at noon each home game day and closes two hours after tip-off. To view the items on display at the game, visit the Community Zone located at section 113 at the Amway Center or bid from home directly from your smart phone.

### LICENSE PLATES

The Orlando Magic has a specialty license plate, with a portion of the proceeds benefiting the Orlando Magic Youth Foundation. The plate can be purchased at any authorized motor vehicle office. Visit OMYF.org for more information.

### MAGIC MEMORABILIA GARAGE SALE

Each fall, OMYF hosts a Magic Memorabilia Garage Sale at the RDV Sportsplex on the former Orlando Magic practice court. Guests have the opportunity to shop through Magic memorabilia including arena collectibles, team and player photos, basketballs, shoes, jerseys, autographed memorabilia, game-worn items, home goods, toys, and much more. All proceeds benefit the Orlando Magic Youth Foundation.

The 2015 Magic Memorabilia Garage Sale will take place on Saturday, October 17, 2015 from 9:00 a.m. to 1:00 p.m. at the RDV Sportsplex in Maitland. The event is open to the public.

### RICH AND HELEN DEVOS COMMUNITY ENRICHMENT AWARD

Magic owners Rich and Helen DeVos established this program to honor an Orlando Magic player who dedicates his efforts beyond the basketball court to enhance the lives of others. In selecting the player each year, the anonymous committee looks at several criteria including the three "A's": Action, Attitude and Atmosphere. Specifically, that means the player's actions off the court are honorable in nature, the player displays a respectable attitude toward those he comes in contact with, and the player shies away from situations that may be negatively perceived and provides a positive environment for others through his actions. Rich and Helen donate \$50,000 to the charity of the honored player's choice.

In 2015, Orlando Magic forward Tobias Harris and guard Victor Oladipo were honored with the Community Enrichment Award for their continued efforts off the court.

### DID YOU KNOW IN 2015, OMYF...

Supported **Osceola County Council on Aging** Building Strong Families program which provides a comprehensive menu of emergency and preventive services to address families in crisis. OMYF funding was used to serve more than 120 families with school aged children at risk or living in homelessness, more than doubling the number of families and children served in the previous year.

Enabled **Elevate Orlando** to maintain and expand their Elevate More Students program which provides at-risk youth, grades 5-12, with character development, mentoring, and leadership classes during and after school, along with assisting students in developing a plan for admissions to college, the military, or trade school. OMYF funding expanded their current reach from 840 students to more than 1020 students in Central Florida.

Provided funding support to **Harbor House of Central Florida's** Purple Door Project, an initiative of their Emergency Shelter that provides medical and mental health care, legal assistance, employment and financial training, and access to transitional and community based housing. Harbor House, a safe haven for survivors of domestic abuse, seeks to eliminate domestic abuse in Central Florida by providing safety, shelter, empowerment, education and justice.



Assisted the **Coalition for the Homeless of Central Florida** with the provision of 25,000 units of supportive services to 100 homeless mothers and children participating in the Women's Residential and Counseling Center Transitional Housing program. This program helps homeless families transition from poverty to self-sufficiency by providing case

management, educational assistance, job training, employment, money management and referrals.

Helped **Children's Home Society of Florida** with the necessary funds to provide tutoring and academic counseling to students at Evans Community School. The Community School is an intensive, multi-layered approach at Evans High School to help provide academic enhancement, cultural and social enrichment, and health services, to eliminate barriers to academic success for students.

Supported the **Howard Phillips Center for Children & Families** Healthy Me Teen Express program which utilizes a 40-foot mobile healthcare unit and a multidisciplinary team to provide free comprehensive health services to youth at select middle and high schools. Youth learn how to change their eating habits, increase their level of activity and become advocates for improving their overall health. OMYF funding was used to support program staff expenses as well as supplies that are necessary for the structured nutrition and exercise classes that youth can follow at home.

### HOW TO GET INVOLVED

You too can make a difference in the life of a child in need by partnering with OMYF in one or more of the following ways:

- Donate Now - Visit [omyf.org](http://omyf.org) to make a secure tax deductible charitable donation or mail your donation (made payable to OMYF) to 8701 Maitland Summit Boulevard, Orlando, FL 32810, Attn: OMYF
- Establish a workplace annual giving campaign to benefit OMYF
- Purchase in-game and online auction items at Magic home games by visiting [OrlandoMagicAuction.com](http://OrlandoMagicAuction.com) or stop by Section 113 on the Terrace Level
- Attend the OMYF Black Tie and Tennessees Gala or OMYF Open Golf Tournament
- Purchase an Orlando Magic specialty license plate
- Become a fan of OMYF on Facebook or Twitter
- Email us at [omyf@orlandomagic.com](mailto:omyf@orlandomagic.com)

## COMMUNITY RELATIONS

### ORLANDO MAGIC COMMUNITY RELATIONS

---

The Orlando Magic gives more than \$2 million to the local community by way of sponsorships of events, donated tickets, autographed merchandise and grants each year. Orlando Magic community relations programs impact an estimated 100,000 kids each year, while a Magic staff volunteer initiative provides more than 6,000 hours of community service.

#### DID YOU KNOW IN 2014-15?

##### Orlando Magic Community Relations...

- Programs and initiatives annually impact an estimated 100,000 kids each year.
- Hosted eight terminally ill children through our Magic Makers Program.
- More than 500 community ambassador appearances at schools and events by former players.
- Prepared 2,000 kids for school through Back to School Initiatives.
- Fed over 700 homeless men, women and children breakfast during Thanksgiving at the Coalition for the Homeless.
- Donated more than 2,500 tickets to youth and families whom might not otherwise attend an NBA Game through our Share the Magic Program.
- Through the Magic Volunteer Program, Magic staff accumulated over 6,000 community service hours.
- Donated more than 200 player autographed items with an estimated value of \$70,000 to help local non-profits raise funds.
- Refurbished two local basketball courts with Chase impacting over 2,000 youth.
- Hosted the second *Pink in the Paint* Night presented by Florida Hospital which helped fund mammograms and treatment for over 20 underserved women.
- Honored over 3,000 local military men, women families during a special Seats for Soldiers Night presented by Harris.
- Donated more 4,000 books to the Early Learning Coalition of Orange County through Baskets for Books program presented by Florida Blue.
- During the regular season, the Magic recognized more than 40 first responders on court as our Hometown Heroes presented by Harris.
- Distributed 450 turkeys to underserved families in partnership with Amway and Tobias Harris.
- Packed over 12,000 High Five Kids Pack to benefit underserved children in partnership with Second Harvest Food Bank and UnitedHealthcare.
- Opened up a "Love Pantry" at Hungerford Elementary School, which accommodates the school's 284 students to emergency food and hygiene essentials.
- Over 1.5 million minutes of physical activity tracked via the Magic's first health and wellness initiative, Magic Fit. Through the program's Magic Fit 8 Week Challenge, over 3,000 Central Florida students were introduced to a new and exciting way of being fit.

## COMMUNITY RELATIONS

### MAGIC VOLUNTEER PROGRAM (MVP)

---

Since 2006, the Orlando Magic has contributed more than 54,000 volunteer hours to the Central Florida community. The past two seasons, Magic staff, coaches and players reached an estimated 200,000 youth and invested approximately 13,000 hours back into the community. Community Ambassadors Nick Anderson and Bo Outlaw contributed more than 500 hours in community appearances to nearly 1,100 organizations throughout Central Florida, including public schools, basketball camps and fundraising events.

#### MAGIC FIT PROGRAM

In 2014, the Orlando Magic introduced its first health and wellness program, Magic Fit. During the course of the year, the Magic hosted several events engaging youth to stay active and to make healthy food choices on a consistent basis. Through the program, the Magic also developed the Magic Fit 8 Week Challenge created by Magic Strength and Conditioning Coach Bill Burgos. Over 3,000 students from 13 different schools in the Central Florida area participated in the Magic Fit 8 Week Challenge, contributing to over 1.5 million minutes of physical activity.

#### NBA CARES WEEK OF SERVICE WITH HABITAT FOR HUMANITY AND THE MUSTARD SEED

As part of NBA Cares week of service, Orlando Magic employees partnered with Habitat for Humanity and The Mustard Seed for two local service projects. Magic players Victor Oladipo, Kyle O'Quinn and Ben Gordon along with Magic Community Ambassadors Nick Anderson and Bo Outlaw and Magic staff, volunteered at The Mustard Seed Furniture and Clothing Bank. On-site volunteers sorted household items that will go to families in need of essentials for everyday life.

On October 23, 2014, the Orlando Magic handed the keys over to one deserving local family. This is the sixth Habitat home the Orlando Magic has sponsored since 2010 and we look forward to continuing this partnership with them to help make the dream of homeownership a reality for deserving families.

#### ORLANDO MAGIC BASKETS FOR BOOKS

---

For the fifth season, the Magic and Florida Blue teamed up to develop lifelong learners through the Baskets for Books program. For every point made by the Orlando Magic during a home game, one book is donated. More than 4,000 books were donated to the Early Learning Coalition of Orange County (ELC). International publishing company, Houghton Mifflin Harcourt, provided the educational books.

Earlier in the season, Florida Blue hosted a kick-off event for 40 children from Dream Big Preschool. Magic power forward Andrew Nicholson, Magic Community Ambassadors Bo Outlaw and Nick Anderson, STUFF, Curious George and Magic Dancers were on hand for story time with the children.

#### BACK TO SCHOOL BASH

The Orlando Magic, along with Dixon Ticonderoga and Amway, hosted the fourth annual back to school bash, benefiting more than 700 children from the Parramore Kidz Zone (PKZ). Youth were provided free backpacks filled with school supplies as well as free haircuts. This event gave PKZ children the opportunity to celebrate the end of summer with fun games and resourceful information from local vendors in preparation for the upcoming school year. The Magic also supplied backpacks filled with school supplies for more than 1,100 children enrolled at the City of Orlando community centers and Orange County/Orlando Magic community gyms.

#### MAGIC MAKERS PROGRAM

---

Through the Magic Makers program, the Orlando Magic provided VIP experiences for eight Central Florida youth who have had or are suffering from any progressive, degenerative, or malignant life-threatening medical condition or children grieving the tragic loss of an immediate family member. The one-of-a-kind, VIP experience included premium seating to a Magic home game, a meet-and-greet with Magic players and/or Community Ambassadors, a personalized Magic jersey along with food and beverage.

## COMMUNITY RELATIONS

### ORLANDO MAGIC AND UNITEDHEALTHCARE FULL STAFF PROJECT WITH SECOND HARVEST FOOD BANK

---

In partnership with UnitedHealthcare (UHC) and Second Harvest Food Bank, the Magic hosted a full staff service project aimed at combating hunger in Central Florida. The food packaging initiative took place at the RDV Sportsplex and through the combined efforts, the project resulted in the assembly of more than 12,000 food packs. The collaborative effort of the Orlando Magic, UHC and Second Harvest Food Bank positively impacted thousands of youth in the Central Florida tri-county area.

### MAGIC SEASON OF GIVING

---

The holidays signify a time of joy and giving. However for some, it can be a stressful time due to economic circumstances. To ease the financial burden, Orlando Magic players, coaches and staff take time out each year to spread some holiday cheer to local organizations and children in need.

**THANKSGIVING OUTREACH:** This past November, in what has become an annual tradition for the Magic, 125 Magic staff members gave back to the community by serving Thanksgiving breakfast to over 700 men, women and children at the Coalition for the Homeless for the 22nd consecutive year. Orlando Magic CEO Alex Martins, Head Coach Jacque Vaughn and Magic players led the crusade of volunteers. Families also had the chance to have some fun following breakfast with a carnival featuring a live DJ, bounce houses, face painting, along with arts and crafts.

**FLORIDA HOSPITAL VISIT:** Each year, the Orlando Magic strive to bring the holiday spirit to children at Florida Hospital. Magic Ambassadors Nick Anderson and Bo Outlaw paid a special visit to children at the Walt Disney Pavilion at Florida Hospital for Children. The Magic Mascot STUFF, Community Ambassadors, and dancers ventured throughout the hospital and distributed stockings full of goodies to many of the smiling patients.

**HOLIDAY SHOPPING SPREE:** The Orlando Magic and Pepsi partnered to bring holiday joy to 100 members of the Boys & Girls Clubs of Central Florida this past December. Each child received a \$100 gift card for an exclusive shopping spree at Wal-Mart. Orlando Magic players were joined by Community Ambassadors Nick Anderson and Bo Outlaw to help the children blaze through the aisles and pick out their favorite items! Through creative initiatives such as the Pepsi Shopping Spree, the Magic and Pepsi continue to improve the lives of children within the community.

**MAGIC BIG GIVE:** The Magic continued to give back in a BIG way! As part of the 2014 NBA Cares Season of Giving, the Orlando Magic and Chase surprised a family during the Magic vs. Celtics matchup on December 23. David Duppins, his wife Matilda and their four children were invited as the “family of the game” for the night. During a halftime celebration, the Duppins family was presented with bikes, games, toys, electronic gadgets such as a XBOX One, mini-iPad, iPod, laptop and tablets. In addition, they received a five-day, four-night stay in Honolulu, Hawaii provided by Marriott Vacation Club, Papa John’s pizza for an entire year, Dixon Ticonderoga provided school supplies, PepsiCo. provided free Pepsi products and Disney surprised the entire family with theme park passes so they may enjoy all four Disney theme parks along with a gift basket.

### SEATS FOR SOLDIERS NIGHT

---

For the eleventh consecutive year, the Orlando Magic and Harris Corporation teamed up to honor more than 3,000 military men, women and their families with Seats for Soldiers Night on November 8, 2014. The Magic, Harris Corporation and season ticket holders donated more than 2,000 tickets to military personnel on this game night to honor these brave men and women.

## COMMUNITY RELATIONS

### HOMETOWN HERO

---

The Hometown Hero, presented by Harris Corporation, is an ongoing, in-game recognition honoring first responders in the Central Florida community including emergency medical, fire, police and military personnel. This past season, Orlando Magic and Harris Corporation recognized more than 40 first responders by inviting them to attend an Orlando Magic home game. The hometown heroes were recognized during an on-court presentation for their heroism and dedication to serving our local community.

### AUTOGRAPH SESSIONS

---

The Orlando Magic players and coaches participate in two internal autograph sessions during the season. The autographed basketballs, photographs, jerseys, shoes and other items are donated to local public schools and non-profit organizations to help them raise funds through their silent and live auctions, raffles and other special events. Every year, on average, more than 2,000 items are distributed with an estimated value of more than \$80,000.

### SHARE THE MAGIC TICKET PROGRAM

---

The Magic players and members of executive leadership strive to be involved in the Central Florida community and are committed to making a difference in the lives of the youth. Thanks to the generosity of our team, more than 2,500 tickets were distributed to kids from organizations such as Boys & Girls Club, Give Kids the World, Parramore Kidz Zone, Girls & Boys Town, Beta Center and Every Kid Outreach.

### MAGIC TICKET DONATIONS

---

Season ticket holders can donate their unused game tickets to charitable youth organizations by going through the Magic Community Relations Department at [community@orlandomagic.com](mailto:community@orlandomagic.com). Season ticket holders can make a difference in the lives of many youth in the Central Florida area. Ticket donations can be accepted up to four (4) hours before game time.

### DIVERSITY & INCLUSION

---

Throughout the season, the Orlando Magic recognizes the richness and diversity that each culture brings to Central Florida. The Magic is committed to creating an inclusive environment in which our employees, community partners and fans feel welcome, valued and appreciated.

We are focused on developing opportunities that will positively impact all segments of our community through programs centered on economic development, education, the arts, health and wellness.

The Orlando Magic supports local chambers of commerce including the Hispanic, African-American, Asian-American, Brazilian-American, Indian and Disability Chambers of Commerce. We understand that working together through many different voices, backgrounds and cultures is where our greatest opportunity for success lies. Our team represents the Orlando community and we wouldn't be who we are without our outstanding fans and exceptional employees.

### RECOGNITIONS IN DIVERSITY AND INCLUSION

---

The Orlando Magic is a past three-time recipient of the African-American Chamber of Commerce's Eagle Award; an award given to corporations that make exceptional contributions to the African-American community. In addition, the Orlando Magic was honored to be named the 2012 Florida Minority Supplier Diversity Council's Corporation of the year. The award is given to companies who have demonstrated efforts in partnership and collaboration with minority owned business enterprises, recognizing the Magic's commitment to diversity and inclusion of minority-owned businesses across Central Florida. As part of its effort to create an inclusive environment for all partners, the Magic instituted a supplier diversity program in April 2010. Since its inception, the organization has spent more than \$2.76 million with women and minority-owned businesses in Orange, Osceola and Seminole counties.

## HISPANIC OUTREACH

The Magic has been a long-time supporter of the Hispanic Community of Central Florida. The team launched the El Magic brand in 2011 and for the past three seasons, players have worn “El Magic” jerseys during select games in honor of the Hispanic community. Magic Spanish broadcaster, Joey Colon, entering his 18th season with the team, is another example of the team’s outreach to the Hispanic community. Colon handles all Spanish radio broadcasts for the Magic. Colon stands as the only Puerto Rican broadcaster in the NBA today.

In addition to the team’s broadcasting efforts, the Magic has long standing partnerships with several Hispanic organizations including the Hispanic Chamber of Commerce, Hispanic Business Initiative Fund, Hispanic Business Council of Kissimmee and the Hispanic Heritage Scholarship Fund. The Magic also has a dedicated Spanish website, [elorldomagic.com](http://elorldomagic.com).

Noche Latina is an annual game night dedicated to our Hispanic fans and includes a post-game concert celebrating Hispanic culture.

## MULTI CHAMBER BUSINESS AFTER HOURS

The Orlando Magic hosts an After Hours for the Business community in an effort to showcase the team’s commitment to economic development, empowerment diversity and inclusion. This annual event is held at Amway Center and brings together small business owners and community leaders from the African-American Chamber of Commerce, Asian-American Chamber of Commerce, Central Florida Brazilian-American Chamber of Commerce, Central Florida Disability Chamber of Commerce, Central Florida Partnership, Heart of Florida United Way, Hispanic Business Initiative Fund, Hispanic Chamber of Commerce, Indian-American Chamber of Commerce, Kissimmee/Osceola Chamber of Commerce, Metro Orlando Economic Development Commission, National Entrepreneurial Center, Orlando Regional Chamber of Commerce, Seminole Chamber of Commerce, United Arts of Central Florida, Visit Orlando, West Orange Chamber of Commerce and the Winter Park Chamber of Commerce. These important organizations continue to enhance our region and are the essential fabric that makes Central Florida economically vibrant and unique.

## DR. MARTIN LUTHER KING, JR. CELEBRATION

For more than ten years, the Orlando Magic have partnered with the City of Orlando’s Dr. Martin Luther King, Jr. Holiday Celebration. The MLK Commission is comprised of local organizations whose role is to raise funds to help support events and activities that celebrate the legacy of Dr. Martin Luther King, Jr. Each year, exceptional students from Orange County Public Schools are selected for exemplifying the ideals and characteristics modeled by Dr. Martin Luther King, Jr., which are Equality, Justice, Freedom, Peace, and Harmony for all. These students were recognized during a special on-court presentation along with Community Ambassadors Nick Anderson and Bo Outlaw.

## BLACK HISTORY MONTH CELEBRATION

The Orlando Magic honor and celebrate Black History Month throughout the month of February.

To kick off Black History Month, the Orlando Magic, along with Chase, celebrated with a variety of activities starting on February 6th when facing the Los Angeles Lakers. The night began with the Dream Big Orlando Black Male Youth Summit, providing youth the opportunity to hear from prominent minority community leaders who challenged youth to “dream big.” The program is in partnership with the NBA, National Basketball Player’s Association, MENTOR, Council of the Great City Schools and the National Basketball Retired Player’s Association in support of President Barack Obama’s “My Brother’s Keeper” initiative to address gaps faced by boys and young men of color.

In addition to the Youth Male Summit, just outside the Amway Center “The Black History Month Showcase” was hosted at Fan Fest presented by FanDuel. Local youth groups displayed their singing and dance talents in front of fans entering the Amway Center.

During halftime, an on-court presentation took place with Palmetto Elementary School students, whom had their basketball court refurbished during the Martin Luther King Jr. holiday. Along with the refurbished court, the Magic and Chase also donated \$5,000 in brand new sports equipment and the youth had the opportunity to break in the new court with Magic player Kyle O’Quinn.

## ORLANDO MAGIC YOUTH PROGRAMS

### ORLANDO MAGIC YOUTH BASKETBALL

Orlando Magic Youth Basketball programs are designed to improve the skill level of any young player while letting him or her experience all the fun and excitement of an NBA team. Each year, the Magic host over 30 week-long camps throughout Central Florida, which feature expert instruction and include a premium giveaway package for each participant. Certain sessions also feature special guest appearances by current and former Magic players as well as other team celebrities. Through the Junior Magic program and in partnership with local organizations, the team also offers kids the opportunity to learn and play the sport within a league setting. Participants receive a reversible jersey and, as with all Orlando Magic Youth Basketball programs, a free ticket to a Magic home game at the Amway Center. To learn more about these and other programs, including the popular “Court of Dreams” game day clinics, visit [OrlandoMagicCamps.com](http://OrlandoMagicCamps.com) or call 407-916-2681.

### JUNIOR MAGIC DANCE CAMP

This annual camp is a wonderful opportunity for boys and girls ages 5-17 to learn dance routines taught by the NBA’s best – The Orlando Magic Dancers. The camp includes the demonstration and application of fundamental dance skills in jazz, novelty, and hip-hop. Each camp participant receives an autographed photo of the Magic Dancers, a camp T-shirt, and the opportunity to perform one of the dance routines learned at an Orlando Magic Game. The annual camp is held each fall and spring coinciding with the home game schedule. Private clinics are also available at your dance studio or school. For more information, pricing, and scheduled dates please call 407-916-2675 or e-mail [magicdancers@orlandomagic.com](mailto:magicdancers@orlandomagic.com).

## NBA CARES



NBA Cares is the league’s global social responsibility program that builds on the NBA’s mission of addressing important social issues. This season, as part of the 10th anniversary of its creation, NBA Cares is renewing its commitment to communities around the world by inspiring play and teaching basketball’s values to more than 15 million youth, providing an additional 3 million hours of hands-on service to others, and leaving a lasting legacy in communities by building 1,000 more safe places to live, learn or play by 2025. NBA Cares works with internationally recognized youth-serving programs that support education, youth and family development, and health-related causes, including: Special Olympics, YMCA of the USA, Boys and Girls Clubs of America, UNICEF, the Make-A-Wish Foundation, Share Our Strength and GLSEN.



## OFF THE COURT



### NICK ANDERSON Community Ambassador

As part of its continued commitment to the Central Florida community, Nick Anderson joined the organization's community relations department as community ambassador during the summer of 2006. Anderson, who was a staple in the Orlando community as a player for a decade, will continue to take part in a variety of community outreach efforts.

The Magic's first-ever NBA Draft selection out of the University of Illinois (11th overall, 1989 NBA Draft), Anderson played ten seasons for Orlando from 1989-99. In 692 career regular season games with the Magic, he averaged 15.4 ppg., 5.3 rpg., 2.8 apg. and 1.45 stlpg. Anderson ranks as the franchise's all-time leader in games played (692), field goals made (4,075), steals (1,004), field goals attempted (8,976) and three-point field goals attempted (2,480). He also stands second on the Magic's all-time list with 10,650 points, 900 three-point field goals made and 22,440 minutes played. In 2014, along with Pat Williams, Anderson was an inaugural inductee into the Orlando Magic Hall of Fame.

Anderson may best be remembered for one of the greatest moments in Magic history – stealing the ball from Michael Jordan during the closing seconds of Game 1 of the 1995 Eastern Conference Semifinals, allowing Orlando to win the contest and eventually move on to the NBA Finals.

In 2005-06, Anderson was the first honoree as part of the Magic's "Commitment to the Past" program, a multi-season effort aimed at embracing Magic history and the team's former players. Anderson won the inaugural Rich and Helen DeVos Community Enrichment Award in 1995-96.



### BO OUTLAW Community Ambassador

As part of its continued commitment to the Central Florida community, Charles "Bo" Outlaw joined the organization's community relations department as community ambassador in February 2008. Outlaw, who was extremely active in the Orlando community as a player with the Magic for more than six years, will continue to take part in a variety of community outreach efforts.

A 14-year NBA veteran, Outlaw played in 914 career NBA regular season games with the L.A. Clippers, Orlando, Memphis and Phoenix, averaging 5.4 ppg., 4.9 rpg., 1.6 apg. and 1.31 blkpg. in 22.7 minpg. Outlaw also appeared in 22 career playoff outings, averaging 3.3 ppg., 4.0 rpg. and 1.2 apg. in 18.9 minpg.

Outlaw spent six-plus seasons (360 games-222 starts) with the Magic from 1997-2001 and 2005-07. He ranks on the Magic's all-time career lists in blocked shots (3rd, 536), rebounds (7th, 2,160), steals (10th, 401).

During his time with the Magic, Outlaw was recognized for his outstanding work in the Central Florida community with the Rich and Helen DeVos Community Enrichment Award. He won the award three times (1998-99, 2005-06, 2006-07) and is one of only two players in team history to accomplish that feat.

## STUFF THE MAGIC MASCOT

On October 27, 1988, STUFF literally burst onto the scene when a large egg was discovered in front of the old Amway Arena. No one is sure where it came from or how it arrived in Orlando. Witnesses, however, reported a giant explosion followed by a shower of deflated basketballs, Orlando Magic bumper stickers, and puffs of green smoke. The oversized green dragon that emerged from the commotion had no idea of the impact he would soon have on "The City Beautiful."

Now in his 27th season, STUFF is one of the most recognizable mascots in professional sports. STUFF prides himself as the Orlando Magic's number one fan, and he relishes his role as the team "funny guy." Whether seen rolling down the stairs, performing a comedic dance routine with the Magic Dancers, shooting his patented backwards half-court shot, or perhaps throwing a cake in the face of an unsuspecting fan from another team, STUFF seldom seems to slow down his pace. Although unpredictable at times, his comedic timing and impromptu style is guaranteed to bring a smile to the faces of fans both young and old.

Our lovable dragon STUFF took his fame to new heights in 2014. After a game-time decision to propose to supermodel Kate Upton, STUFF was seen on several media outlets and was even discussed on TMZ. That wasn't enough for the big green guy. STUFF delivered a dance-off challenge to Hashtag, the mascot of the "Tonight Show with Jimmy Fallon." While the show was visiting Orlando on June 18, 2014, STUFF and Hashtag battled it out in an epic dance-off on national television. The result was a tie. In March of 2015, STUFF made ESPN's Top Ten Plays with his dangerous and exciting backflip dunk off a 16ft ladder.

For more information on "Orlando's Mascot" or to book him for an event, check out [www.stuffthemagicmascot.com](http://www.stuffthemagicmascot.com) or follow him on Twitter and Instagram (@STUFFMagic). If you are interested in having STUFF add some "magic" to your next event or birthday party, contact his booking manager, Spencer Sage, at 407-916-2671 or email [stuff@orlandomagic.com](mailto:stuff@orlandomagic.com).



## THE MAGIC DANCERS



The Orlando Magic Dancers are a professional dance team that helps make the Orlando Magic the hottest show in town! Established in 1988, 20 of Orlando's most talented dancers, gymnasts and entertainers have thrilled fans for the last 26 seasons.

Under the direction of Manager Jeanine Klem-Thomas and Assistant Manager Cherie LaRosa, the dancers entertain arena audiences at every home Magic game with high-energy and fast-paced routines. Outside of the games, the Magic Dancers add excitement and class to special and charitable events, grand openings, corporate meetings, conventions, trade shows, and many other promotional functions... over 250 events per year in and out of Central Florida. In addition, the dancers contribute over 650 hours of service to the Central Florida community and abroad each year through their volunteer work and appearances at various functions.

Because of their discipline, popularity and entertainment appeal, the Magic Dancers have performed around the world. They have had the honor of entertaining our U.S. Troops stationed overseas in Bosnia, Kosovo, Germany, Belgium, the Netherlands, Iceland, Poland, Norway, Japan, Okinawa, and Korea during four separate Armed Forces Entertainment tours from 2004-07. Their travels with the NBA have also taken them to London, Tokyo, Taiwan, China, Puerto Rico, Mexico City, Singapore, Spain, Italy, Brazil, Bahamas, Turkey, Indonesia and the Philippines for various events and exhibition games.

The Dancers are available to add star-power to any type of event. From conventions and business meetings, to charitable events, sales-team rallies and birthday parties, we can provide a unique experience that your attendees won't soon forget! For pricing information or to book the dancers for an upcoming event, please call Jeanine Klem-Thomas at 407-916-2675 or email at [magicdancers@orlandomagic.com](mailto:magicdancers@orlandomagic.com).

## "MAGIC LIVE" - GAME EXPERIENCE

*Magic Live is a brand of entertainment that excites, engages and electrifies the audience. Each game is a 'live' show that we put on for you, the fans, every night. Here is our cast of performers...*



### PAUL PORTER

One of the NBA's most veteran public address announcers, Paul Porter returns for his 27th season with the Orlando Magic. Porter is no stranger to the microphone. He is currently the morning news/sports anchor at ESPN 1080-AM in Orlando and ESPN 1040-AM in Tampa. Porter also hosts "The Home Team", a Saturday sports talk show on ESPN 1040-AM in Tampa Bay. He is also the voice for the Tampa Bay Lightning of the NHL, the Tampa Bay Storm of the AFL and the Tampa Bay Buccaneers of the NFL.

### THE "MUSIC GUY"

Simon plays all the sound prompts during play, as well as many of the tunes you hear from the time you walk into the Amway Center until the time you leave.

### DJ D-STRONG

The official in-arena DJ for all the Orlando Magic home games and Orlando Magic events throughout the city. When he's not supplying the beats at the Amway Center on gameday, you can hear D-Strong on two of Orlando's top radio stations, XL106.7 & 104.5 The Beat.

### DMC

The official emcee for the Magic, DMC is the in-arena host and brings on-court contests and skits to life on the floor and in the stands. Whether it's explaining a contest or dancing during the t-shirt launches, you can always catch DMC bringing the fun.

### CORI

Cori fills the duty of co-emcee and is a former Orlando Magic Dancer. You can see her interviewing fans, giving you great deals on retail items and much more during Orlando Magic home games.

### BLUE CREW

The Blue Crew is the Magic interactive team. They help with on-court contests, entertaining the fans in-game, before the game, on the concourses, and at the Magic pre-game Fan Fest presented by Fan Duel. Perhaps most importantly, they are responsible for launching prizes like T-shirts into the crowd during timeouts. For information on how to have the Blue Crew at your next event, call 407-916-2660 or e-mail [entertainment@orlandomagic.com](mailto:entertainment@orlandomagic.com).



## “MAGIC LIVE” - GAME EXPERIENCE



### 3-D... DANCING DANCER DADS

This unique dance team made up entirely of the real fathers of current and former Orlando Magic Dancers, the first team of its kind in the NBA. Their hilarious and comical dance routines prove to everyone exactly where the dance talent genes come from.

### MAGIC SILVER STARS DANCE TEAM



Don't let their age fool you. At an average age of 69, this energetic bunch of ladies and gentlemen can really move! Residents of The Villages, these folks will entertain you like no other group can and prove that age is only a number.

### MAGIC MINIS DANCE TEAM

Hosted by Starz Dance Galaxy, and proof that great things come in small packages, these future Magic Dancers, ages 5-13, will dazzle you with their energy and steal the show. Watch and enjoy them at select games during timeouts and you might be able to pick up a step or two!

### RHYTHM IN BLUE DRUM LINE

This group will keep the rhythm and entertain all. This musical group will perform at select games during player introductions, timeouts and keep the rhythm going at Fan Fest following Magic wins. To have the Rhythm in Blue Drum Line at your next event, call 407-916-2675 or e-mail [jthomas@orlandomagic.com](mailto:jthomas@orlandomagic.com).



# STAFF



## CHARLES FREEMAN

### Chief Operating Officer

Charles Freeman is entering his 20th season with the Orlando Magic and was promoted to chief operating officer in July 2015. Freeman's responsibilities include oversight and management of ticket sales, premium sales, client services, ticket operations, corporate partnership, marketing, arena operations, retail, philanthropy and multicultural insights as well as the Orlando Magic Youth Foundation.

Freeman started with the Magic in 1996 as a market research analyst for corporate sponsorship and broadcast sales. He was responsible for all research and strategic planning for the department. In 1997, Freeman was promoted to business manager of sales and was in charge of developing, and implementing new business strategies for the sales division. As business manager, Freeman worked with corporate sponsorship and broadcast sales, retail sales, ticket sales and box office operations for the Orlando Magic, Orlando Solar Bears and Orlando Miracle.

In the spring of 1999, as business development manager, Freeman began working with ownership on a variety of strategic projects. In the summer of 2001, he was promoted to director of business development and focused on the growth and expansion of RDV Sports, as well as new business ventures for the DeVos family.

In July 2005, Freeman was promoted to vice president of business development and strategy, and then promoted to senior vice president of business development in August of 2007, helping oversee the team's efforts to obtain the necessary approval for the Amway Center. He was responsible for the design, construction, and development of the Amway Center in downtown Orlando. In October 2010, Freeman was promoted to executive vice president of business development. In this role, he oversaw ticket sales, premium sales, client services, ticket operations, arena operations, and retail sales. For all of his efforts, Freeman was selected to the *SportsBusiness Journal's* Forty Under 40, a recognition that spotlights the nation's top young sports executives under the age of 40. He was promoted to executive vice president/chief revenue officer in July 2012.

Freeman graduated from Rollins College with a major in economics and minor in business administration. He resides in Maitland, Fla. with his wife, Pam, and two children, Charlie (11) and Addison (9).



## JIM FRITZ

### Chief Financial Officer

Jim Fritz, who has 28 years of experience in management, including the last 21 years with the Magic, was promoted to chief financial officer in May of 2006. Fritz's responsibilities include executive management of the organization's financial matters as well as information technology, legal services, risk management and aviation.

In his role, Fritz oversees the accounting, financial reporting, debt financing and treasury management functions. In addition, he serves the business on strategic planning and business development matters. Fritz has previously served as the Magic's controller, director and vice president of finance during the previous 11 years.

Prior to joining the Magic, Fritz worked for five years in the audit practice at PricewaterhouseCoopers and for two years at Hotel Management Associates where he served as Corporate Controller. Fritz received his master's and undergraduate degrees in accounting from Florida State University and he is a Certified Public Accountant. Fritz serves on the Board of Directors for the Orlando Magic Youth Foundation as its Treasurer, the Board of Directors, the Finance and Audit Committee and the Hearts of Gold Gala Committee at the Coalition for the Homeless of Central Florida and he also serves on the Board of Directors, Executive Committee and Finance and Audit Committee for the Metro Orlando Economic Development Commission.

A native of Central Florida, Fritz resides in Orlando, Fla., with his wife, Donna, their son, Zachary (16) and their daughter, Nicole (14).



## PAT WILLIAMS

### Senior Vice President

Basketball Hall-of-Famer Pat Williams has more than 50 years of professional sports experience to his credit. The 75-year-old protégé of the late Bill Veeck is probably most known for his promotional and marketing wizardry. That same type of creativity and ingenuity has turned a Central Florida pro sports dream into the reality of Orlando Magic basketball, reaching into the homes of NBA fans throughout the country. In 2014, along with Nick Anderson, Williams was an inaugural inductee into the Orlando Magic Hall of Fame.

Williams was promoted to his current post from the general manager position in April of 1996. As the senior vice president, Williams serves in strategic planning activities relating to RDV Sports, named for Rich DeVos and the parent company of the Magic. He also spearheads research of future RDV Sports properties. Additionally, he serves as the promotional leader and strategic marketer for memberships at the \$50 million state-of-the-art RDV Sportsplex. He is involved in training and mentoring of RDV Sports employees, while making public appearances on behalf of RDV Sports and the Orlando Magic.

In 2012, the Naismith Memorial Basketball Hall of Fame honored Williams with the John W. Bunn Lifetime Achievement Award. Williams is also considered one of the country's top motivational and inspirational public speakers. His wife, Ruth, teaches time management seminars for the FranklinCovey Company.

Prior to joining the Central Florida pro basketball effort in June of 1986, Williams spent 12 seasons as general manager of the Philadelphia 76ers. During that time, he took a Sixers team that posted a 34-48 record in 1974-75 to a World Championship in 1983. Through several personnel moves during that time, Williams played a major factor in bringing the NBA title to Philadelphia.

Williams joined the Sixers in 1968 as the club's business manager. The next season, at the tender age of 29 he became the general manager of the Chicago Bulls, and remained in that post until 1973. While in Chicago, he raised average game attendance figures at Chicago Stadium from 3,700 to more than 10,000 per game.

In 1973, he left the Bulls organization to become general manager of the Atlanta Hawks, where he served one season before returning to take over the reins in Philadelphia.

Though Williams has spent well over four decades in the NBA, his first love is baseball, the sport that earned him a scholarship to Wake Forest University. While at Wake Forest, Williams earned a bachelor's degree in physical education. He was a three-year letterman as a catcher on the Demon Deacons baseball team and is a member of the Wake Forest Sports Hall of Fame. He later went on to earn a master's of science degree in physical education from Indiana University in 1964.

Williams' baseball career began when he signed with the Philadelphia Phillies in 1962 and spent two seasons catching for the Miami Marlins, a Class A club in the Florida State League. He quickly moved from the playing field to the front office, when he was appointed business manager of Miami in 1964. He took the general manager job with the Spartanburg (S.C.) Phillies in 1965 and was later elevated to the position of president of the organization in 1967.

In 1967, he was chosen the Minor League Executive of the Year by *The Sporting News*. Williams remains active in baseball as a catcher in Dream Week games in Florida during the winter. He was also the president of Orlando's Double-A Southern League team from 1990-1993. Pat's son, Bobby, is a professional scout for the Los Angeles Angels of Anaheim.

Pat was born in Philadelphia on May 3, 1940, and was raised in nearby Wilmington, Del., where he attended Tower Hill School. He was voted into the Delaware Sports Hall of Fame in 2001.

Pat and Ruth are the parents of 19 children, 14 of whom are adopted from four foreign countries. The Williams family roster reads as follows: Stephanie (43), Jim (41), Bobby (38), David (38), Peter (37), Brian (36), Karyn (36), Thomas (35), Stephen (35), Sarah (35), Daniella (34), Andrea (34), Richie (34), Sammy (33), Caroline (32), Michael (31), Gabriella (31), Katarina (30) and Alan (29). Four of the children are from Korea, four from the Philippines, two from Romania, and four from Brazil. Pat and Ruth also have 14 grandchildren: Laila, Brianna, Ava, Austin, Audri, Max, Anthony, Nola-Blair, Zachary, Olivia, twins Jack and Teddy, and twins Deacon and Benjamin.

Williams was diagnosed in February of 2011 with Multiple Myeloma. After several rounds of chemotherapy and a stem cell transplant, the cancer is now in remission. Williams has accepted positions on several boards for different cancer groups throughout the country, including an appointment on the Board of Directors for the Multiple Myeloma Research Foundation.

Pat's 100th book, *Extreme Winning*, was released in the fall of 2015. Other popular Pat Williams books include *21 Great Leaders* and *Coach Wooden's Greatest Secret*. An avid runner, Williams completed 58 marathons from 1996-2011, including the Boston Marathon 13 times.



## JOEL GLASS

### Chief Communications Officer

Joel Glass, who joined the Orlando Magic in October of 1995, was promoted to chief communications officer in June of 2015.

Glass is responsible for directing communication and media/public relations efforts related to the Magic. He is responsible for media operations, strategic communications, media releases, publications and statistical material, while also coordinating media interviews with players, coaching staff members and front office personnel. Glass also oversees the team's digital content team and the team's broadcasting and community relations departments.

Glass joined the Magic as the assistant director of basketball publicity/media relations in October 1995. He was promoted to director of team media relations in 1998, then promoted to vice president of communications in July 2006. Glass was later promoted to senior vice president of public relations in July 2012.

Glass arrived in Orlando from the University of Florida sports information department, where he worked for more than nine years. While at UF, Glass spearheaded media/public relations for basketball, while also assisting with football and the men's spring sports program. While with the Gators, Glass was the winner of 23 national publication and writing honors, as awarded by the College Sports Information Directors of America.

A 1986 graduate of the University of Iowa and a native of Wilmette, Ill. (north of Chicago), Glass spent three summers working in the Chicago White Sox public/media relations department while in college. At Iowa, he served as a writer for *The Daily Iowan*, covering football, basketball, baseball, golf and wrestling.

In the community, Glass has been involved with Teach-In, a community-based program where professionals share their experiences at area schools, and has served as a youth basketball and baseball coach. He is also a certified High School baseball and Little League umpire. Glass formerly served as a Heart of Florida United Way board member, and is currently on the advisory committee for the Orlando Magic Youth Fund, as well as a City Year board member.

Glass resides in Orlando, Fla. and has two children, Max (18) and Madeline (15).



## AUDRA L. HOLLIFIELD

### Chief People Officer

Audra Hollifield, SPHR is entering her 17th season with the Orlando Magic and was promoted to chief people officer in June 2015. She oversees human resources, administrative services, and special events for the "team behind the team."

Hollifield started with the Magic as the assistant director of human resources in May 1999.

She was promoted to director of human resources in October 2005, then to vice president of human resources and administrative services in May 2007 and later to senior vice president of human resources and administrative services in July 2012.

Prior to 1999, Hollifield worked as an HR Generalist for Gambro Healthcare, an international medical manufacturing company with offices in Central Florida. Hollifield began her HR career in 1994 when she spearheaded the start up of a human resources department for First Atlantic Federal Credit Union in Long Branch, N.J.

Hollifield earned a BS degree in human resources management in 1993 from Cabrini College, a liberal arts college in Radnor, Pa. In 2000, Hollifield received her MA degree in human resources management from Rollins College in Winter Park, Fla. Hollifield holds a Senior Professional in Human Resources (SPHR) designation, a professional certification through the Society for Human Resource Management.

Hollifield currently serves as president on the Board of Directors of Harbor House, which provides shelter and support for victims of domestic violence in Central Florida. Hollifield has been a board member at Harbor House for the last seven years. In 2011, Hollifield joined the Board of Directors for the Always Wear Your Seatbelt Foundation, which helps raise awareness for seatbelt safety.



## MICHAEL FORDE

### Executive Vice President of Sales

Michael Forde is currently in his 12th season with the Orlando Magic and was promoted to executive vice president of sales in June 2015.

Forde has executive leadership responsibilities for the corporate, ticket, premium and retail sales units of the organization. His responsibilities include the oversight for all sales including tickets, hospitality, Chairman's Suite membership, tourism, Junior Magic, camps, and retail for both the Orlando Magic and Amway Center.

His corporate team is instrumental in identifying new revenue streams that provide the organization an opportunity to finding marketing solutions for local, regional and national companies seeking an affiliation with the Orlando Magic brand and the Amway Center.

Forde also oversees the premium sales team, who work with individuals and businesses to provide opportunities to entertain and engage their guests in suites, loge and other premium seating areas of the Amway Center.

Forde began with the Magic as a partnership development manager and was later promoted to assistant director of corporate partnerships during the summer of 2008. He was then promoted to director of corporate partnerships in August 2009, vice president of corporate partnership sales in July 2012 and senior vice president of corporate partnerships and premium sales in March 2014.

Prior to joining the Magic, Forde and his wife owned and operated Players Sports Marketing, an event management and marketing firm specializing in youth sports.

Forde currently serves on the board of the Boys and Girls Clubs of Central Florida, as well as the executive committee and board of the Central Florida Sports Commission where he chairs the LOC for AAC Men's basketball championship 2016 as well as the NCAA Men's Basketball Championship 2017

A native of Philadelphia, Pa., Forde earned his bachelor's degree from the University of Delaware. He and his wife, Vivian, reside in Lake Mary and have three children, Tina (27), Kevin (23) and Kory (22).



## ANTHONY PEREZ

### Executive Vice President of Strategy

Anthony Perez was promoted to executive vice president of strategy in June 2015. He is responsible for digital strategy, business intelligence, and customer insights.

Perez originally joined the Magic in August 2004, working on the team's arena development efforts until June 2007. He then spent a year working in investment banking for Goldman Sachs before returning to the Magic in June 2008.

Perez has been a featured speaker on the topic of analytics and digital strategy, having spoken throughout the United States as well as internationally. The Orlando Magic strategy group has been recognized as the most sophisticated operation within the professional sports industry.

Perez received his bachelor's degree in finance from the University of Central Florida in 2005, and an MBA from the University of Florida in 2010. He currently resides in Baldwin Park, Fla. with his wife, Julie, and daughter, Alaina.



## CHRIS D'ORSO

### Senior Vice President of Sales and Operations

Chris D'Orso enters his 27th season with the Orlando Magic and was promoted to senior vice president of sales and operations in July 2012. His responsibilities include overseeing the day-to-day operations of sales for the Amway Center including ticket sales, hospitality, tourism, Junior Magic, camps, retail, and ticket operations for both the Orlando Magic and Amway Center.

A mainstay in the organization since the team's inception, D'Orso joined the Magic in 1989 as the promotions/publicity coordinator. After two seasons in that capacity, he moved into the sponsorship sales department as a corporate account manager for the next three years. In 1994, D'Orso was promoted to the assistant director of marketing position, and in 1998 was promoted to director of marketing. He served as director of ticket sales and marketing from 1999, and was promoted to vice president of marketing and sales in 2002, a position he held for seven years. In 2009, he was named vice president of sales and ticket operations and promoted to senior vice president of sales and operations in 2012.

D'Orso graduated in 1988 from Fairfield University with a bachelor's degree in communications. He actively works with the Ronald McDonald House Charities of Central Florida, Special Olympics Florida, Central Florida YMCA and Osceola/Kissimmee Chamber of Commerce. In addition, he reads to elementary school children through Teach In and coaches in local sports youth leagues.

D'Orso and his wife, Christine, reside in Windermere, Fla., and have two sons, Harrison (22) and Alex (18).



## JEFF BISSEY

### Vice President of Finance

Jeff Bissey begins his 21st season with the Orlando Magic and was promoted to vice president of finance in July 2015. He oversees the daily accounting and financial operations of the Magic, including financial analysis and reporting, audit and tax return preparation, budgeting, and cash management.

Bissey joined the Magic in October 1994 as an intern in the basketball operations department. He was hired as a staff accountant in the finance department in July 1995 and was promoted to controller in July 2003.

Bissey received his bachelor's of science degree in finance from Kansas State University in 1991. He later graduated from Wichita State University with a master's of education in sports administration in 1995. Bissey is on the board of directors for the Foundation of Foster Children.

He resides in Longwood, Fla., with his son, Brett (19) and daughter, Leah (16).



## BOBBY BRIDGES

### Vice President of Premium Sales

Bobby Bridges is currently in his 19th season with the Orlando Magic, and was promoted to vice president of premium sales in June 2011. He is responsible for the hiring, training and development, and day-to-day operations of premium sales for the Magic.

Bridges started as a promotions intern in January 1997 and was hired full-time in September the same year as a ticket sales representative. He was subsequently promoted to group sales manager in January 2000, ticket sales manager in February 2003 and to assistant director of ticket sales in March 2004. Bridges was later named director of group sales in July 2007, then director of premium sales in November of the same year. He was then promoted to vice president of premium sales and services in April 2010.

In the community, Bridges serves as the former Chair for the Community Leadership Council of the Howard Phillips Center for Children and Families, and is the former Chair of the board for the Frederick Leadership Initiative.

Bridges received his bachelor's degree in sports management from the University of Florida. He and his wife, Shelly, reside in Altamonte Springs, Fla. and have two sons, Brayden (6) and Brody (4).



## CATHERINE YOUNG CARLSON

### Vice President of Corporate Partnership and Premium Activation

Catherine Young Carlson begins her eighth season with the Orlando Magic. She was promoted to vice president of corporate partnership activation in July 2012 and added new responsibilities of also overseeing the premium activation team in March 2014. Carlson joined the organization in February 2009 as director of corporate partnership activation.

Carlson oversees the Corporate Partnerships Activation team, and is responsible for activation, fulfillment and renewal of all corporate sponsor contracts. Carlson is also focused on driving strategy to retain and grow the Magic's corporate partnerships base. The Activation team was the recipient of the inaugural "NBA Team Sponsorship Activation of the Year" award at the annual NBA Sponsorship workshops in 2012. The Activation team has been awarded the NBA Sponsor Retention Award in 2012, 2013 and 2015.

Her new responsibilities have her overseeing the Premium Activation team that creates a world class experience for premium clients that have a suite, loge, MVP table and Chase Suite seat at Amway Center.

Prior to joining the Magic, Carlson worked at Walt Disney World for 11 years where she held various roles, most recently as Manager, Alliance Development, overseeing the sports sponsorship team for Disney's Wide World of Sports. She was responsible for developing sponsorship agreements with corporate partners for Disney's Wide World of Sports and major events including Atlanta Braves Spring Training, Disney's PGA Tour event and the Walt Disney World Marathon. Carlson also spent five years developing corporate partners for Epcot, where she was able to significantly grow the sponsor revenue for Epcot Signature events, such as the Epcot International Food and Wine Festival.

Carlson earned a bachelor's of business degree in sports management from Deakin University in Melbourne, Australia in 1992. After graduating from Deakin, Carlson worked for various Australian sports organizations including the Australian Hockey Association, Victorian Rugby League and the Australian Institute of Sport. In 1997, she moved to the United States to complete a master's of science in sports management at the University of Massachusetts.

A native of Australia, Carlson currently resides in Orlando, Fla. with her husband, Kevin, and sons, Tyler (8) and Jake (4).



## LISA COTTER

### Vice President of Marketing

Lisa Cotter begins her third season as vice president of marketing for the Orlando Magic. She joined the team in August of 2013, bringing more than 20 years of experience to the role. Cotter provides strategic vision and leadership for the team's marketing department.

Prior to joining the Magic, Cotter served as vice president of marketing for Pebble Beach Company, owner and operator of the world-famous Pebble Beach Resorts, which is home to four renowned golf courses, three world-class hotels, a spa, numerous restaurants and retail shops. She was responsible for all marketing strategies, planning and execution – from traditional advertising to digital programs, direct marketing, public relations, licensing and creative development.

Cotter spent the majority of her career with The Walt Disney Company in various marketing roles. She started out on the Brand Management team at the Walt Disney World Resort, eventually transferring to Disneyland Resort as vice president of marketing strategy. Through the creation of innovative marketing strategies and the execution of integrated tactical marketing plans, including the global plan for the 50th anniversary of Disneyland, Cotter helped set records for attendance and operating income, while optimizing Disney's loyalty program.

Prior to Disney, Cotter worked at Hershey Foods, where she handled the marketing for some of the company's most famous candy brands including Hershey's Kisses, Kit Kat and York Peppermint Patties.

Cotter has a bachelor's degree from the University of Southern California and a master's degree from the University of Michigan.



**LINDA LANDMAN GONZALEZ**  
**Vice President of Philanthropy and Multicultural Insights**  
**President, Orlando Magic Youth Foundation (OMYF)**

Linda Landman Gonzalez joined the senior leadership team of the Orlando Magic in September of 2007. In July of 2013, she was named vice president of philanthropy and multicultural insights. Landman Gonzalez serves in a leadership role overseeing philanthropy, corporate giving, and multicultural insights. In addition, she serves as the president of the Orlando Magic Youth Foundation.

Landman Gonzalez spent nine years as director of diversity and community relations for Darden Restaurants, Orlando's only Fortune 500 Corporation. While at Darden, she managed community partnerships, employee volunteer opportunities and community leadership development in ten top markets nationwide, including Orlando. Landman Gonzalez also managed corporate giving, while developing a second language translation initiative for the corporation.

Prior to joining Darden, Inc., Landman Gonzalez served as vice president of Hispanic Sales and Marketing for Barnett Bank of Central Florida.

Landman Gonzalez is currently involved in several volunteer and leadership activities, including The Dr. Phillips Center for the Performing Arts, Heart of Florida United Way, The Florida State Fair Authority, Florida Hospital for Children Foundation, See Art Orlando, the Women's Executive Council of United Way, and is a Trustee of the City of Orlando's Children's Trust Committee. She currently serves as the managing chairman of the board of the Central Florida Commission on Homelessness. She is the immediate past chair of United Arts of Central Florida, Business Force and Valencia College Foundation. Additionally, she serves on the Board of Visitors for FAMU Law School, AvMed, Fifth Third Bank, and the State of Florida Hispanic Business Initiative Fund (HBIF) Board of Trustees.

Landman Gonzalez was named Business Woman of the Year by the Orlando Business Journal in 2012. On September 26, 2014 she was the recipient of the 2014 Athena Leadership Award.

Landman Gonzalez was appointed by Governor Rick Scott to serve on the board of Volunteer Florida (January of 2013), and as the current Chairman of the Board of the Early Learning Coalition of Orange County (July 2013).

Landman Gonzalez earned a bachelor's degree in education from the Universidad Nacional Autonoma de Mexico in Mexico City, Mexico and resides in Orlando with her husband, Roberto.



**JEFF LUTES**  
**Vice President of Technology**

Jeff Lutes joined the Orlando Magic in November 2012 as the vice president of technology. In this role, he oversees the IT and broadcast technologies and services departments, which in turn are responsible for the technology infrastructures and platforms for the Orlando Magic and Amway Center technologies, including interior and exterior digital signage/LED, high density Wi-Fi, replay systems, media servers, and other video room components. In addition, Lutes oversees business innovations and the recently launched innovation lab.

Prior to joining the Magic, Lutes worked as the vice president of technology for an international manufacturing company in Central Florida. He spent ten years with CNL Financial Group, located in Central Florida, where he served as CIO of the Shared Services Organization and vice president of business systems for CNL Hotel and Resorts.

Lutes currently serves on the board of Second Harvest Food Bank of Central Florida and as a deacon at First Baptist Church of Windermere, Fla., where he is involved with global missions.

Lutes earned a BS degree in computer information services in 1988 from Oakland University in Rochester, Mich. He and his wife, Sherry, reside in Winter Garden, Fla. with their sons, Kyle (25) and Connor (22), and daughter, Mariel (19).

**ORLANDO MAGIC LEADERSHIP**



Katie Stocz Miller  
 Sr. Director of Client Services & Fan Experience




Paul Moletteire  
 Sr. Director of Ticket Operations



Shelly Wilkes  
 Sr. Director of Event Presentation, Broadcast Production & Creative Services



Lucas Boyce  
 Director of Business Development and Legislative Affairs



Rick Chabot  
 Director of Aviation for Magic Carpet



Kevin Cosgrove  
 Director of Broadcast Production & Creative Services




Tye Eastham  
 Director of Broadcasting



Jack Elkins  
 Director of Innovation



George Galante  
 Director of Communications



Pat Gallagher  
 SED Project Director/General Counsel



Phillip Hastings  
 Director of Fan Experience & Operations



Brenda Hayslett  
 Director of Human Resources



Chris Kolodinsky  
 Director of Corporate Partnership Sales



J.T. McWalters  
 Director of Corporate Partnership Activation



Stephanie Mellenberndt  
 Director of Marketing Strategy & Grassroots



Jay Riola  
 Director of Business Strategy



Doug Smith  
 Director of Retail Operations



David Storm  
 Director of Broadcast Technology & Services

# STAFF

## BROADCASTING



Aaron Berlin  
Radio Producer

## BROADCAST PRODUCTION & CREATIVE SERVICES



Geoff Krohmer  
Assistant Director of  
Broadcast Production



Nick Schultz  
Digital Signage  
Manager/Designer



Caleb Pardick  
LED Systems Manager



Amanda Lott  
Broadcast Production  
& Creative Services  
Manager



Craig Fleck  
Graphic Designer



Justin Garand  
Graphic Designer



Michael Van Rhee  
Graphic Designer



Tyrone Francisco  
Broadcast Production  
Editor/Video

## BROADCAST TECHNOLOGY & SERVICES



Vince Gonzalez  
A/V Services Manager



Bryan Zebleckes  
Sr. Technical Services  
Engineer



Todd Herrbach  
Lead Audio Engineer



Deja LaPalmer  
Technical Services  
Engineer



Tom Miller  
Technical Services  
Engineer

# STAFF

## BUSINESS STRATEGY



Sara Rocheleau  
Broadcast Services  
Specialist



Erin Quigg  
CRM Analyst



Hong Zhang  
Business Strategy  
Analyst



Chandhana  
Padmanabhan  
Business Intelligence  
Analyst


## CLIENT SERVICES



Brandon Blahnik  
Sr. Premium Client  
Services Manager



Audra Van Treuren  
Premium Client Services  
Manager



Giancarlo Lanfranco  
Premium Client Services  
Specialist



Taylor Meier  
Client Services  
Specialist



Edward Smith  
Client Services  
Specialist

## COMMUNITY RELATIONS



Alex Wright  
Client Services  
Specialist



Danielle Lombardi  
Client Services  
Coordinator



Nadine Orellana  
Executive Assistant to  
Premium Activation &  
Client Services



Latria Leak  
Assistant Director of  
Community Relations



Gene Martin  
Community Relations  
Coordinator

## CORPORATE OFFICE



Nyea Sturman  
General Counsel



Diane Cicarelli  
Assistant Director of  
Special Events



Katie Luby  
Special Events  
Coordinator



Lindsey La Chiana  
Corporate Office  
Manager



Andrew Herdliska  
Publicity Manager for  
Pat Williams



# STAFF

## CORPORATE OFFICE



Aasjah Smith  
Family Services  
Assistant



Kayla Chesanek  
Special Assistant to  
the COO

## CORPORATE PARTNERSHIPS & PREMIUM SALES



Mike Rodriguez  
Sr. Manager of Premium  
& Partnership Sales



Nan Anantravanich  
Sr. Partnership  
Development Manager



Casey Walderman  
Partnership  
Development Manager



Sean Smith  
Business Specialist



Brittany Beane  
Premium Sales Account  
Executive



Martin Graham  
Premium Sales Account  
Executive



Kellie Griffiths  
Premium Sales Account  
Executive



James Phelan  
Premium Sales Account  
Executive



Sabrina Riggs  
Executive Assistant,  
Corporate Partnerships  
& Premium Sales

## CORPORATE PARTNERSHIPS & PREMIUM ACTIVATION



Ashley Turner  
Assistant Director of  
Premium Activation



Erin Braddock  
Senior Corporate  
Partnership Account  
Manager



Michael Loulan  
Corporate Partnership  
Account Manager



Brad Holloman  
Corporate Partnership  
Account Representative



Keshia Woodie  
Corporate Partnership  
Account Representative

# STAFF

## CORPORATE PARTNERSHIPS & PREMIUM ACTIVATION



Andrea Brown  
Premium Activation  
Manager



Alexis Rosenberg  
Premium Activation  
Manager



Chris Morello  
Premium Event Staff  
Supervisor



Alyssa Dugan  
Premium Activation  
Specialist



Jordan Whitehead  
Corporate Partnership  
Account Coordinator

## DIGITAL CONTENT



Dan Savage  
Assistant Director of  
Digital Content



John Denton  
Beat Writer



Josh Cohen  
Digital Content Manager



Geoff Forbes  
Digital Content  
Specialist



Adly Santiago  
Digital Content  
Coordinator

## DIGITAL STRATEGY



Traci Mistarz  
Assistant Director of  
Digital Strategy



Dallas Wilkes  
Mobile Strategy  
Manager



Lauren Paquette  
Digital Strategy  
Manager - Email



Nick Masuda  
Digital Strategy  
Manager - Web/Social



Amanda Semijalac  
Email Designer/Coder

## FAN EXPERIENCE & OPERATIONS



David Waring  
Web Designer/  
Developer



Michelle Jenkinson  
Assistant Director of Fan  
Experience & Operations



Dan Schriver  
Fan Experience &  
Operations Specialist

# STAFF

## FINANCE



Peg Michalski  
Assistant Director of Finance



Nina Kovach  
Payroll Manager



Alicia Mauger  
Staff Accountant



Michele Weaver  
Accounts Receivable Coordinator



Amber Bryant  
Accounting Coordinator

## HUMAN RESOURCES/ADMINISTRATIVE SERVICES



Nancy Cook  
Executive Assistant to the CFO



Karen Rundle  
Assistant Director of Talent Management



Ray Nicole  
Assistant Director of Administrative Services



Lorisse Garcia  
Talent Development Manager



Shanae Hill  
Compensation and Benefits Specialist



Mike Izzo  
Office Administrator



Jason McFerren  
Office Administrator



Michelle Hayes  
Executive Assistant to the Chief People Officer



Michelle Hawkins  
Front Desk Coordinator

## INFORMATION TECHNOLOGY



Joel Massey  
Network Manager



Rita Dieckman  
Business Systems Manager



Jeremy Meyer  
Project Manager



Donald Kangelos  
Sr. IT Services Architect



Obed Velez  
Help Desk Technician

# STAFF

## INFORMATION TECHNOLOGY



Alex Asaturyan  
Systems Engineer

## INNOVATION



Josh Mahaney  
Innovation Catalyst

## MAGIC CARPET AVIATION MARKETING



Cecil Sipe  
Hangar Manager



Matt Keller  
Assistant Director of Event Presentation



Ryan Pierce  
Marketing Strategy Manager



Marie Heikkinen Webb  
Marketing Strategy Manager



Tyler Edwards  
Event Presentation Manager



Jeanine Klem-Thomas  
Entertainment Teams Manager



Spencer Sage  
Mascot Coordinator



Amanda Jones  
Grassroots Coordinator



Stefanie Mattos  
Executive Assistant, Marketing & Business Strategy

## OMYF, PHILANTHROPY & MULTICULTURAL INSIGHTS



Stephanie Allen  
Manager of Philanthropy



Isabelle Poette-Chang  
OMYF Development Coordinator



Stormy Washington  
Executive Assistant to the Vice President of Philanthropy and Multicultural Insights

# STAFF

# STAFF

## RETAIL



Nick Long  
Assistant Director of  
Retail Operations



Aubri Yamonaco  
Assistant Retail  
Manager



Robert Rayborn  
SED Project Manager



Gail Johnson  
SED Office Manager

## SPORTS & ENTERTAINMENT DISTRICT

## TICKET OPERATIONS



Bill Mauger  
Assistant Director of  
Ticket Operations




David Turner  
Ticket Operations  
Manager



Thomas Velasquez  
Ticket Operations  
Manager



Sarah Kline  
Premium Ticketing  
Specialist



Danny Grebosz  
Ticket Operations  
Representative

## TICKET SALES



Katie Nied  
Ticket Operations  
Representative



Mike Centanni  
Sr. Season Ticket  
Account Executive



Jack Lensky  
Sr. Season Ticket  
Account Executive



Rayfield Warren  
Sr. Season Ticket  
Account Executive



Matan Cohen  
Season Ticket Account  
Executive



Myles Liebel  
Season Ticket Account  
Executive



Pete Manetas  
Season Ticket Account  
Executive



Joe Rizzo  
Season Ticket Account  
Executive



Kerlon Williams  
Season Ticket Account  
Executive



Haley Hosch  
Assistant Director of  
Tourism and Group  
Sales

## TICKET SALES



Kyle Brant  
Group Sales Manager



Andrew Bekemeyer  
Ticket Sales Services  
Manager



Caitlyn Best  
Tourism Guest Services  
Program Manager



Beth Handelsman  
Sr. Group Sales Account  
Executive



Carlos Velez  
Sr. Group Sales Account  
Executive



Zack Cervone  
Group Sales Account  
Executive



Jimmy Missouri  
Group Sales Account  
Executive



Victor Rivera  
Group Sales Account  
Executive



Chuck Lichty  
Sr. Manager of Season  
and Plan Sales



Seth Bangert  
Ticket Sales  
Representative



Jocelyn Christiansen  
Ticket Sales  
Representative



Brittany Coles  
Ticket Sales  
Representative



Elise Giangregorio  
Ticket Sales  
Representative



Madison Holesko  
Ticket Sales  
Representative



Mike Kaplan  
Ticket Sales  
Representative



Stu Martin  
Ticket Sales  
Representative



Jacob Mitchell  
Ticket Sales  
Representative



Malcolm Mompont  
Ticket Sales  
Representative



Nick Munn  
Ticket Sales  
Representative



Kerriann Pascarella  
Ticket Sales  
Representative

# STAFF

## TICKET SALES



Connor Perez  
Ticket Sales  
Representative



Isiah Pringle  
Ticket Sales  
Representative



Eric Schier  
Ticket Sales  
Representative



Josh Strumlaf  
Ticket Sales  
Representative



Brittany Williams  
Ticket Sales  
Representative



Jess Lott  
Tourism Account  
Executive



Mike McLain  
Youth Basketball Sales  
and Services Manager



Carrie Mack  
Executive Assistant to  
the Senior Vice President  
of Sales and Operations

# MEDIA



**GEORGE GALANTE**  
**Director of Communications**

George Galante begins his 21st season with the organization and was promoted to director of communications for the Orlando Magic in July of 2007. He spent more than eight seasons as assistant director of communications from 1999-2007.

Galante supports all areas of the communications department, including serving as managing editor of all media guides, compiling game notes, coordinating interview requests with players and front office personnel, writing press releases, maintaining statistical information and traveling on the road with the team.

He also served as co-host of *Magic Overtime with Dante and Galante*, the team's weekly television show that profiled Magic players and personalities, from 2008-12.

Following an internship with the Magic during their run to the 1995 NBA Finals, Galante joined the organization full-time in August of 1995, spending four seasons as public relations manager for the Orlando Solar Bears of the International Hockey League (1995-99). While with the Solar Bears, he also served as chairman of the IHL's Public Relations Advisory Board.

Galante earned a bachelor's degree in sports administration from Stetson University in 1996, where he was a student assistant in the sports information department. He assumed SID duties for women's soccer and cross country and also spent one summer as assistant director of public relations for Daytona Beach of the United States Basketball League.

A native of Staten Island, N.Y., Galante and his wife, Laura, have two sons, John (10) and Jim (8), and a daughter, Kate (6).



**TRISH WINGERSON**  
**Assistant Director of Communications**

Entering her 20th year with the Magic, Trish Wingerson was promoted to assistant director of communications in August of 2008. She spent eight seasons as communications manager.

Wingerson's primary responsibilities include all off-the-court publicity efforts; managing player appearances and requests; overseeing the team's copy editing; editor of the game program, *Gameday*, and the team yearbook; supervision of the communications game night staff; assisting with interviews, press conferences, photo requests and written team communication; and supporting all areas of the communications department.

Wingerson began her tenure during the Magic's run to the 1995 NBA Finals as an intern in the communications department. Prior to joining the Magic, she worked as a reporter for WUFT-TV and WUFT-FM in Gainesville, Fla.

Wingerson volunteers her time in the community with the Magic's various community initiatives, having served on the Orlando Magic Youth Foundation Grant VIP Committee and Scholarship Committee. She also recently served on the Board of the Orlando Ballet, the Orlando/Orange County Convention and Visitors Bureau Public Relations Committee, and the Lighthouse Central Florida Marketing Advisory Council. She is a 2006 graduate of the WOMEN Unlimited TEAM program.

Wingerson, a member of the Florida Public Relations Association, graduated from the University of Florida with a degree in telecommunication, broadcast news. She and her husband, Kirk, reside in Orlando, Fla. with their daughters, Kaya (11) and Keaton (8).



**MELANIE CURTSINGER**  
**Communications Manager**

Melanie Curtsinger begins her tenth full season with the Orlando Magic and was promoted to communications manager in October 2010. She served five seasons as communications coordinator, after joining the department full-time in January 2006.

Curtsinger's primary responsibilities include generating publicity for all of the Magic's on and off the court initiatives, serving as a staff writer and copy editor, managing the credentialing process, facilitating media arrangements for home games, producing the game program and assisting in the publication of the media guide, helping to facilitate media interviews and player appearances and supporting all areas of the communications department.

Curtsinger served as a communications intern for the Magic during the 2004-05 season and spent the first half of the 2005-06 campaign as communications coordinator with the Philadelphia 76ers. Prior to joining the Magic, she worked a year with the University of Kentucky media relations department, where she was the contact for four Olympic sports while also serving as the assistant SID for women's basketball.

Curtsinger graduated from the University of Kentucky in 2003 with a bachelor's degree in integrated strategic communications with a focus in public relations. While in Lexington, she volunteered with the UK SID office, served as manager for the women's basketball team and was a sports staff writer for the campus newspaper.

A native of Lawrenceburg, Ky., Curtsinger currently resides in Orlando, Fla.



**DAVID STEELE**  
**Television Play-By-Play**

David Steele returns for his 27th season of Orlando Magic basketball, and his 18th as the television play-by-play announcer, calling the action for FOX Sports Florida. He was named television play-by-play voice for the Magic in March of 1998 after handling radio play-by-play duties for the team's first nine seasons.

Along with handling television play-by-play duties, Steele will be involved in ancillary television and radio programming.

The former voice of the University of Florida, Steele arrived in Orlando in 1989 after serving as network coordinator and football/basketball play-by-play announcer for the Gators for seven seasons.

A native of Jacksonville, Fla., Steele's professional broadcasting career began in 1975, as sports director at WJHG-TV in Panama City, Fla. He also served as sports director at WLOS-TV in Asheville, NC, and was the football/basketball play-by-play announcer at Western Carolina University.

One of Florida's premier sportscasters, Steele has been named "Sportscaster of the Year" in both Florida and North Carolina. He is also a past president of the Florida Sportscasters Association.

Steele and his wife, Sally, reside in Orlando. They have three children, Luke, Emily and Betsy, and five grandchildren.



**JEFF TURNER**  
**Television Color Analyst**

NBA veteran Jeff Turner returns for his third season as Orlando's television color analyst. He joins David Steele to call the action on FOX Sports Florida and spent parts of the previous two seasons (2011-13) as studio host.

Turner made his Magic broadcasting debut in April of 1996 as radio color analyst on the Magic Radio Network and spent nine full seasons in that role from 1996-2005.

During the spring of 2005, Turner was named leadership development coordinator at Lake Highland Preparatory School in Orlando. In addition, he served as the school's head varsity basketball coach for eight seasons (2005-13), compiling a record of 151-72 (.677). Turner led the program to a district title in 2010-11 and a runner-up finish for the Class 4A state crown in 2011-12, before guiding the Highlanders to the Florida Class 4A State Championship in 2012-13.

Originally selected in the first round (17th overall) by New Jersey in the 1984 NBA Draft, Turner appeared in 612 NBA regular season games during his career with New Jersey and Orlando, averaging 6.0 ppg. and 3.3 rpg. After spending three seasons with the Nets and two years in the Italian Basketball League (1987-89), Turner became a member of Orlando's inaugural squad in 1989. In 411 games (176 starts) with the Magic, he averaged 6.5 ppg. and 3.6 rpg., and helped them reach the 1995 NBA Finals. Turner, who retired in March of 1996, still ranks among Orlando's all-time leaders in games played (tied for eighth).

A graduate of Vanderbilt, Turner was an All-SEC First Team selection as a senior (1984) and a two-time All-SEC Academic selection (1983-84). He was a member of the 1984 Olympic Gold Medal basketball team.

Turner and his wife, Dee Dee, have two daughters, Allie (21) and Emma (18).



**DENNIS NEUMANN**  
**Radio Play-By-Play**

Dennis Neumann enters his 25th season as a member of the Orlando Magic broadcasting team and 18th as the team's radio play-by-play voice. Prior to being named the club's radio play-by-play announcer in April of 1998, Neumann supervised the day-to-day activities of the RDV Sports broadcasting department. Among other duties, he oversaw production of all Magic television and radio programming.

Neumann brings more than 30 years in the radio industry and a wide-ranging wealth of experience to the radio play-by-play post. He has served as the studio host for game broadcasts on the Magic Radio Network, as well as host of the team's post-game radio call-in show, *Magic Rewind*.

Prior to joining the Magic, Neumann was the sports director for the USA Radio Network in Dallas, Tex., and the Florida Radio Network in Orlando, Fla. A native of Portland, Ore., he was an Evans Scholar at the University of Oregon and graduated in 1981.

Neumann and his wife, Debbie, reside in Orlando, Fla. They have three children, Brad, Lisa and Stephanie, and three grandchildren, Samuel, Kiera and Audrey.



**RICHIE ADUBATO**  
**Radio Color Analyst**

Richie Adubato returns for his 11th season as radio color analyst for the Magic Radio Network, joining Dennis Neumann for all home broadcasts. Adubato has followed the career path of lifetime coaches and friends Hubie Brown, Mike Fratello, and Dick Vitale by taking up broadcasting after a career in coaching.

Most recently, Adubato was head coach of the WNBA's Washington Mystics for two-plus seasons, leading the club into the WNBA Playoffs in 2006. He served as head coach of the New York Liberty for five seasons, guiding them to a 100-79 record (.559), three straight playoff berths and three Eastern Conference Championships in 1999, 2000, and 2002. Adubato was also head coach for the Eastern Conference All-Stars in the 2000, 2001, and 2003 WNBA All-Star Games.

Prior to coaching in the WNBA, Adubato spent 19 years in the NBA, including three seasons with the Magic (assistant coach from 1994-97, head coach 1996-97). Adubato won 65 percent of his games as head coach and led the Magic to the playoffs, nearly upsetting Pat Riley's Miami Heat with the help of spectacular play from Penny Hardaway. He served as head coach for the Detroit Pistons (1979-80), Dallas Mavericks (1989-90 to 1992-93) and Orlando, leading his teams to the NBA Playoffs twice. He also served as an assistant coach for New York, Detroit, Dallas, Cleveland and Orlando. Adubato is also the only head coach in history to lead teams to the playoffs in both the NBA and the WNBA.

Adubato spent 18 years as a high school and college coach in New Jersey, compiling an overall record of 290-85 (.773). Ironically, one high school player he coached at Our Lady of the Valley High School (Orange, N.J.) in 1964 and 1965 was former Magic Head Coach Brian Hill. Adubato was named Pro Basketball Coach of the Year by the New Jersey Sports Writers Association in 2000 while with the Liberty.

Born in Irvington, N.J., Adubato earned undergraduate and graduate degrees, as well as doctoral credits, in administration from William Paterson University, where he captained both the basketball and baseball teams. Adubato was recently inducted into the William Patterson Hall of Fame for both sports. He married the former Carol Begerow in 1989. Adubato has one daughter, Beth, and two sons, Scott and Adam. Scott has coached in the NBA, WNBA and NCAA, and was drafted by Sacramento in 1987. Adam will graduate from Florida State University in December with degrees in business management and sport management. Beth obtained her doctorate from Rutgers University in criminal justice, and is currently a professor at New York Institute of Technology. He also has two grandchildren, Beth's daughter, Allegra and Scott's son, Sean.



**JOEY COLON**  
**Spanish Radio Play-By-Play**

Joey Colon begins his 18th season as the Spanish play-by-play announcer for the Orlando Magic. Every game during the 2015-16 season will be heard live on the Magic's Spanish flagship station, Salsa 98.1 FM. Colon also called games in Spanish on television for four seasons (2010-14).

Colon is very familiar with the Hispanic community in Central Florida. He has served as sports director for WHBS radio, WONQ radio and WBDN radio. Colon has also teamed up to work with Univision and Telemundo on several different television sports shows. He has broadcast a wide variety of events, including the Olympic Games for the Puerto Rican National Team.

Colon has received several accolades for his work, including a well-known award in the Hispanic community, "El Coqui de Oro," for the best Central Florida sports show. He also received a Florida Senators Proclamation for his work throughout the 2004 storms that hit the Central Florida area. Colon constantly remained on-air during the storms, bringing advice, support and hope to those in the storms' tracks. He has also worked closely with St. Jude Children Research Hospital doing a radio marathon every year to help find a cure for cancer. Colon was named Central Florida Puertorican Citizen of the Year of 2007 by Asociacion Borinqueña de la Florida Central (ABFC), awarding his exemplary citizenship and contributing in a special way to the community.

Born in Guayama, Puerto Rico, Colon still owns a home in his hometown of Guayama. He is a 1995 graduate of Catolica Universidad. Colon and his wife, Laura, and his son, Marcos, have called Orlando their home since coming to the United States in 1985.



**DANTE MARCHITELLI**  
**Television Sideline Reporter**

Dante Marchitelli enters his 17th season with the Orlando Magic. He serves as pre-game host/sideline reporter for FOX Sports Florida.

Marchitelli began his career with the Magic in 1998 as a radio intern. He was hired full-time in January 2000 as radio producer, working behind the scenes on every broadcast for the Magic Radio Network. Marchitelli was promoted in 2005 to his current role as radio manager and also served as radio sideline reporter. His role was expanded in 2008 to television as pre-game host and sideline reporter.

In addition to his game-day duties, Marchitelli serves as host of *Magic Drive Time*, which airs Monday-Friday from 5:30-6 p.m. on AM 740 The Game throughout the NBA season. Each day, Marchitelli is joined by a rotation of special guests, including Magic/NBA players, broadcasters, front office personnel and more. He also served as co-host of *Magic Overtime with Dante and Galante*, the team's weekly television show that profiled Magic players and personalities, from 2008-12.

Marchitelli earned a bachelor's degree in public relations/advertising from Liberty University in 1998.

A native of Woburn, Mass., Marchitelli and his wife, Lana, reside in Ocoee, Fla. with their daughter, Olivia (2) and Allison (1).



**PAUL KENNEDY**  
**Television Studio Anchor**

Entering his 27th year televising live sporting events to audiences throughout Florida and the nation, Paul Kennedy returns as studio host for Orlando Magic games on FOX Sports Florida.

A part of the club's telecasts since the franchise's inception in 1989, Kennedy also spends each eventful winter as a member of the Tampa Bay Lightning television team. Kennedy has anchored "Inside the Magic" and "Inside the Lightning" magazine shows for the network.

From 1988-2010, Kennedy called the action of Florida State football on "Prime Time Noles," a chronicle of the success achieved by coach Bobby Bowden and the tradition-rich Seminoles. His football work includes national play-by-play for the NFL on FOX, NFL Europe, and college action for Fox Sports Net, in addition to SEC and ACC Games of the Week.

Kennedy anchored both the "Miami Dolphins Monday Night Magazine" during Hall of Fame coach Don Shula's tenure and later "Bucs Diaries" for Super Bowl Champion Tampa Bay under Tony Dungy. Kennedy served as the "Voice of the Crimson Tide" for five seasons at the University of Alabama.

His Major League Baseball credits include NBC and ABC networks' "Baseball Night in America" telecasts, as well as hosting and calling Florida Marlins action.

A graduate of Virginia Tech, Kennedy lives in Orlando, Fla. He is engaged to Joan Carroll of Winter Park, Fla.

**TELEVISION**  
**FOX Sports Florida**



The Orlando Magic are partnered with FOX Sports Florida for the exclusive regional television rights to the team. The current agreement extends and expands a successful television and marketing partnership that began between the team and then-

Sunshine Network with the inception of the Magic franchise in 1989. The Orlando Magic will have all 82 regular season games telecast live on FOX Sports Florida during the 2015-16 regular season.

Calling the action for Orlando Magic basketball on FOX Sports Florida will be longtime Magic announcer David Steele (play-by-play), celebrating his 27th season with the team, and former Magic player, Jeff Turner (analyst).

Magic fans will continue to enjoy extensive live pregame and postgame coverage during "Magic LIVE," including expert analysis, news conferences, player interviews and more. A half-hour edition of the show will air before each of the 82 regular season games, with an extended postgame edition to return immediately following each game broadcast. Paul Kennedy, who also returns for his 27th season covering the Magic, will serve as the host of "Magic LIVE" for all road games, and Dante Marchitelli will host the shows for all home games. Joining them will be former Magic players Nick Anderson and Tony Battie, and former Magic Head Coach Brian Hill, who will take turns analyzing the matchups throughout the season. In addition, Marchitelli will serve as sideline reporter for all Magic games, while Emily Austen will join the crew during all home games as an additional sideline reporter. Viewers can interact and stay up-to-date with the Magic telecasts via twitter on @FOXSportsMagic and at FoxSportsFlorida.com.

FOX Sports Florida also showcases the team with their behind-the-scenes TV series "Inside the Magic."



**RADIO**  
**Magic Radio Network**  
**(Flagship: ESPN 580 Orlando)**

Every pre-season, regular season and post-season Magic game is broadcast on the Magic Radio Network, with radio affiliates across the state of Florida. The Magic Radio Network flagship station in ESPN 580 Orlando.

Dennis Neumann provides the play-by-play for every game, Richie Aduato takes on the color analyst duties for all home games, Scott Anez serves as pre-game, halftime and post-game host for all games, and will provide sideline reports for all home games. In addition on game nights, Anez serves as host of *Inside Magic*, a local program which precedes the network pre-game show, *Magic Tonight*, presented by *Papa John's*.



**SPANISH RADIO**  
**Salsa 98.1 FM**

Salsa 98.1 FM (WNUE-FM) will serve as the Magic's new Spanish flagship station, starting with the 2015-16 season. Joey Colon will continue to serve as the voice of the Magic in Spanish, handling game play-by-play, pre-game, halftime and post-game analysis.

Salsa 98.1 FM has brought flavored beats and Latin rhythms to the Orlando market for over 15 years. Now, Univision Orlando and Salsa 98.1 FM are proud to announce their partnership with the Orlando Magic. With a variety of programming, including En Candela from 6-10 a.m. and Diana Raquel and her "Top 5 at 5 Countdown," Salsa 98.1 FM truly lives to its listeners expectations of bringing the best of what Orlando offers. Salsa 98.1 FM will bring the Orlando Magic to over 850,000 Hispanics in the Central Florida area.

*\*For a complete list of television and radio affiliates, please log on to OrlandoMagic.com.*



# OVERTIME

PURE  MAGIC



# AMWAY CENTER: TRULY LEGENDARY



## FROM A VISION TO BLUEPRINTS TO REALITY

The Orlando Magic served as the developer of the downtown Amway Center, which competes to host major national events, concerts and family shows. The facility is owned and operated by the City of Orlando on behalf of the Central Florida community.

The Amway Center opened in 2010 and was designed to reflect the character of the community, meet the goals of the users and build on the legacy of sports and entertainment in Orlando.

The building's exterior features a modern blend of glass and metal materials, along with ever-changing graphics via a monumental wall along one façade. A 180-foot tall tower and spire serves as a beacon amid the downtown skyline.

## 2013 CUSTOMER SERVICE AWARD

The Amway Center was honored on June 6, 2013 with the Customer Experience Award during The Stadium Business Awards presentation held in association with The Stadium Business Summit in Manchester, England.

The Stadium Business Summit is the largest dedicated meeting in the world of the owners, operators and developers of the world's leading stadiums, arenas and major sports venues. Previous recipients have included City Square/Etiihad Stadium, Manchester City FC, Manchester, England (2012), The Family Area – Cardiff City FC, Cardiff, Wales (2011) and The O2 Arena, London, England (2010).

With the opening of the Amway Center in 2010, the Orlando Magic spearheaded a specialized customer service training program in conjunction with the Disney Institute for all Amway Center employees. Annually the initiative provides training to more than 2,000 employees.

The criteria for a Customer Experience Award nomination requires that the stadium, arena or major sports venue consistently deliver outstanding levels of service at every stage of the customer journey.

## 2012 FACILITY OF THE YEAR

At a sports industry annual awards ceremony on May 23, 2012, the Amway Center was named "Facility of the Year."

The announcement was made by Street & Smith's SportsBusiness Journal and SportsBusiness Daily at the prestigious Sports Business Awards in New York City, which annually recognizes excellence and outstanding achievement in the business of sports.

Amway Center served as host for the 2012 NBA All-Star Weekend in Orlando, culminating with the 61st NBA All-Star Game on Sunday, February 26. In a thrilling contest, the West defeated the East, 152-149. More than \$95 million in economic impact in Orange County, Florida was generated from NBA All-Star Weekend, according to a study conducted by Strategic Marketing Services and SportsEconomics, LLC. In addition, the NBA All-Star Game at the Amway Center provided unprecedented exposure, as the contest was broadcast in 215 countries and territories in 47 different languages.

## AMWAYCENTER.COM

### AMENITIES FOR ALL LEVELS OF TICKET BUYERS

The 875,000 square foot, Leadership in Energy and Environmental Design (LEED) Gold certified building features a sustainable, environmentally-friendly design, unmatched technology, featuring 1,100 digital monitors, the tallest high-definition videoboard in an NBA venue and multiple premium amenities available to all patrons in the building.

Every level of ticket buyer has access to a number of premium amenities.

"It's a great day for Central Florida. History will look back on this day in the same light as the day that Walt Disney announced he was building his theme park in Orlando," Magic CEO Alex Martins said the night of the approval, July 26, 2007, adding: "I would like to thank Mayor Rich Crotty and Mayor Buddy Dyer, as well as both the County and City Commissions for their vision and leadership. I would also like to thank the Walt Disney World Company, Universal Orlando, SeaWorld, the Central Florida Hotel and Lodging Association, the Orlando/Orange County Convention and Visitors Bureau, as well as the entire Orlando tourism and business community for their active participation in ensuring this positive outcome for new downtown sports and entertainment facilities for the people who call Central Florida home."

The Magic were major financial participants in the public-private partnership - contributing \$50 million toward construction of the Amway Center, \$10 million toward the arts center, and \$25 million toward construction of five community recreation centers. The Magic's other contributions toward operations, fundraising and financing push the team's total participation in the downtown venue projects to more than \$150 million.

In a historic move, the Magic agreed that Amway Center would be designed and constructed to meet the certification criteria for an environmentally "green" building development standard.

"We want this facility to not only serve our community but to reflect our community's values," Martins said.

Populous, formerly HOK Sport, was selected as designer of the Amway Center. Hunt Construction group was selected as the construction manager. The official groundbreaking celebration was held July 25, 2008. The events center was named the Amway Center on August 5, 2008 and the building opened to the public for the first time on October 1, 2010.

# AMWAY CENTER

Inside the arena, patrons will find modern amenities in a comfortable setting - ideal for hosting family events as well as basketball games. Concourses are spacious, offering unique concessions and activities for kids and adults alike. The Bud Light Baseline Bar on the main Terrace concourse overlooks the event floor, and children will enjoy spending time in the kid-oriented STUFF's Magic Castle and retail opportunities on the upper Promenade concourse.

"From the inside out, beginning to end we were committed to developing a world class venue that would bring a myriad of events that would appeal to the diverse taste of Central Florida residents," said Mayor Buddy Dyer. "Whether it's a child experiencing his or her first basketball game or two friends singing along at a concert, these are the shared experiences and memories that will be created at the Amway Center."

With 875,000 square feet of space, the Amway Center offers plenty of room to incorporate the modern day amenities found in most professional arenas of today, and seating is expandable to more than 20,000 seats to accommodate major national events.

The \$380 million facility features eight levels, five public concourses, 37 restrooms, 55 concession points of sale, 60 suites, 68 loge boxes and 1,400 club seats. The Amway Center features up to 17 hospitality spaces for rental on a per event basis.

## UNIQUELY ORLANDO

"We took a hard and long look at the essence of Orlando before coming up with a design that we believe reflects the best and most distinctive aspects of this community," said AIA, Populous Sport Senior Designer Brad Clark. "And just as importantly, the building will set a new standard in sustainable design as one of the greenest professional sports facilities in the country."

To celebrate Central Florida's moderate climate, the building is filled with a variety of indoor-outdoor spaces. Once guests enter the voluminous, 80-foot-tall Disney Atrium main lobby, they are able to return to the outdoors via the 'Ronas & Ritas bar area overlooking Church Street.

The arena was designed to respond to its distinct urban setting while revealing the activities occurring within. Bounded by Church Street, Hughey Avenue, South Street and Division Avenue, the arena's primary entrance faces north to Church Street, creating a natural extension of the nearby downtown entertainment core. The Church Street entry features a large public entry plaza connecting the arena's spacious entry lobby.

“In designing the community’s new center we feel we created the framework for a facility that will be the catalyst for economic revitalization in downtown’s west side, while establishing a flexible design that will serve as a great home and attract the nation’s premier events,” added the Magic’s Martins. “The building has a design unique to Orlando, while providing a framework for environmental sustainability.”

## JOBS IN A TOUGH ECONOMY

The massive construction project served as a boon to the local construction business in a time when jobs were scarce because of the sharp downturn of the nation’s economy.

The Magic and City of Orlando worked closely with local minority and women-owned businesses — some of which were based out of the nearby Parramore community — awarding them with more than 30 percent of the contracts totaling \$90-plus million, exceeding the 24 percent benchmark established by the City of Orlando.

Of the 170-plus minority and women-owned firms which worked to construct the facility, 61 were African-American-owned firms, 52 women-owned firms, 37 Hispanic-owned firms, 22 Asian-American-owned firms and two Native-American-owned firms.

## ENVIRONMENTALLY-FRIENDLY

Sustainable design and construction specifics focused on the opportunities to create an environmentally-friendly building in various categories. Among them: providing water efficiency; optimizing energy and atmosphere protection; conserving materials and resources; monitoring indoor environmental quality and health; selecting environmentally preferred operations and maintenance.

These elements combine to create one of the most environmentally-friendly, high-performing professional arenas in the country and the first NBA arena which was originally designed and constructed to be Leadership in Energy and Environmental Design (LEED) Gold certified.

## MOST TECHNOLOGICALLY-ADVANCED BUILDING IN NORTH AMERICA

The arena has more than 1,100 screens of high-definition content via Internet Protocol Television and a state-of-the-art digital signage network which maximizes fan engagement and interaction, distributes an unprecedented amount of patron information, as well as providing unlimited opportunities for advertisers and sponsors.

The Daktronics center-hung scoreboard alone includes four primary high definition LED video displays with 840 lines of resolution, eight auxiliary video/scoring/statistics displays and two LED ring displays. The venue is the first in the world to utilize high resolution 6 mm surface mount LED pixel technology on all of the center-hung digital displays. More than 9 million individual LEDs are used in the 18 displays incorporated into the center-hung scoreboard. Overall dimensions of the center-hung scoreboard are 42 feet by 41 feet by 41 feet (HxWxD), making it the tallest and most capable of any in NBA venues. Complementing the primary scoreboard are two LED ribbon boards mounted on the interior fascia of the seating decks.

The bigger size, flexibility and advanced technology allows Orlando to attract bigger concerts, major political conventions and compete for more major sporting events such as conference and NCAA tournaments.

“We’ve designed a facility that has so many built-in amenities for every level of ticket-buyer,” Martins said. “So many of these buildings in the past have been designed where a lot of the amenities have focused only on the premium ticket-buyer, the courtside seat holder or the club seat holder. But here with the new Amway Center, we have bars, restaurants and clubs on every level for every ticket-buyer; and that’s for Magic games and every event. So it really is a building that has a high level of amenity for everybody.”

“Over the past three years, we have focused on revitalizing the Parramore neighborhood and have experienced a resurgence in our downtown,” said Orlando Mayor Buddy Dyer as the design for the building was unveiled on December 11, 2007. “Today marks another important day in our efforts, as the facility takes shape with the design unveiling of this new landmark...a landmark that will be a gathering place for all of Orlando and Central Florida.”

## AMWAY CENTER FACTS

Opened:	October 2010
Cost:	\$380 million (total construction cost)
Location:	Downtown Orlando; bound by Church Street (north); Hughey Avenue (east); South Street (south); Division Avenue (west); 400 West Church Street)
Owner and Operator:	City of Orlando
Primary Tenant:	Orlando Magic
Functions:	NBA and collegiate basketball, arena football, indoor soccer, concerts, hockey, circuses, stage shows and exhibitions
Design Architect:	Populous (formerly HOK Sport)
Local Architects:	C.T. Hsu + Associates; Baker Barrios Architects, Inc.
Construction Manager:	Hunt Construction Group in association with Rey Group, R.L. Burns, Inc., HZ Construction and Albu & Associates, Inc.
Program Manager:	Turner Construction Company Theming and Environmental
Graphics Designer:	RipBang
“Champion of the Community” Founding Building Partners:	Harris Corporation; Southwest Airlines, PepsiCo; Walt Disney World® Resort; Florida Hospital; Chase; FanDuel
Site Acreage:	8.75 acres
Number of Levels:	8: Event Level (E); Mezzanine (Level 1); IOA Founders (2); Terrace (3); Chase Club (4); Promenade (5); Sky (6); Press (7)
Square Footage:	875,000 square feet
Seating Capacities:	19,700 (center stage concert) 16,000 (end stage concerts) 18,500 (NBA) 20,000 (NCAA basketball) 17,200 (hockey/arena football)
Premium Spaces:	60 private suites; 2 bunker suites; Chase Suite A and Chase Suite B 1,400 club seats 68 loge boxes (328 seats) 17 hospitality areas available on a per event basis.
Sustainable Design:	LEED Gold Certified - Sustainable building design exists in various categories, including a sustainable site; water efficiency; energy optimization and atmosphere protection; materials and resource conservation; indoor environmental quality and health; and environmentally preferred operations and maintenance
Technology:	The arena has more than 1,100 screens of high-definition content via Internet Protocol Television and a state-of-the-art digital signage network which will maximize fan engagement and interaction, distribute an unprecedented amount of patron information, as well as providing unlimited opportunities for advertisers and sponsors.
MWBE Participation:	Commitment to Blueprint - Achieved in excess of 30 percent MWBE participation, above the benchmark goal of 24 percent.

## AMWAY CENTER AMENITIES

The Amway Center features more value than ever before for ticket holders. All patron price levels have access to premium amenities in the Amway Center such as:

- Bud Light Baseline Bar and Food Court
- Jernigan's Restaurant
- Nutrilite Magic Fan Experience and Orlando on Demand Info. Garden
- STUFF's Magic Castle
- Coors Light Mountain Bar; Ozone Bar; 'Ronas & 'Ritas; ONE80 Lounge, FanDuel Fantasy Sports Zone
- Outdoor plaza, Magic Grill and covered Chase Box Office
- Retail stores and novelty stands
- Multiple, wider concourses with convenient access to concession stands and restrooms.
- Improved sightlines for all locations and wider seats.
- Unmatched technology, featuring 1,100 digital monitors and the tallest, high-definition videoboard in an NBA arena.
- Accessible seating in all seating levels and for all seating products.
- Parking: 11,000 parking spaces available to the public within 14 garages and surface lots near the Amway Center. There are 5,000 spaces less than a five-minute walk, of which 2,100 are directly adjacent; 2,500 spaces between a 5-10 minute walk and 3,400 spaces via Lymmo, the downtown circulator; All parking locations will have accessible parking.

## AMWAY CENTER ADDITIONAL FEATURES

- Iconic 180 foot-tall tower with ONE80 Lounge at top
- Graphic wall on I-4 exterior façade
- 31,000 SF arena floor can be used for exhibition/trade show space, banquets and meetings
- Six banquet rooms and a board room on IOA Founder's Level
- DEX Imaging Vista Room hospitality space on Promenade
- Information kiosks distributed throughout the arena
- Enclosed pedestrian bridge to connect to GEICO parking garage
- Magic Grill restaurant - located street-level on Church Street
- Terrace concourse with average 30' width
- State-of-the-art Daktronics center-hung scoreboard with video capability; auxiliary boards located throughout the seating bowl; two LED ribbon boards, one 270-degree on the IOA Founder's Level and a 360-degree board on the Chase Club fascia
- Full basketball practice court that can also be used for events seating up to 500 people
- Two NBA locker rooms; home hockey locker room; home arena football locker room; visiting hockey/arena football locker room; officials' locker room; six star performer dressing rooms; green room for staging and hospitality; additional auxiliary locker room for show personnel
- 13,500 SF of office space for team administration and 15,000 SF for City Venue administration
- Media interview room and working media facilities on Event Level
- Eight enclosed truck docks and ramp
- Wide variety of food & beverage options
- ADA accessibility on every level
- 18 men's restrooms and 19 women's restrooms
- 18 elevators
- Minimum one concession point of sale for every 125 spectators
- ATM machines at each entrance lobby

## AMWAY CENTER TICKET PRICING

The Orlando Magic has continued its practice of affordable pricing options in the Amway Center. Ticket highlights for 2015-16 include:

- 2,500 seats priced \$20 or less, 8,000 seats priced \$40 or less, and 10,000 seats priced \$50 or under per game, while supplies last.
- For ticket information log on to [www.OrlandoMagic.com](http://www.OrlandoMagic.com) or call 407-89-MAGIC.

## AMWAY CENTER DESIGN PRINCIPLES

Amway Center was designed to reflect the character of the community, meet the goals of the users and build on the legacy of sports and entertainment in Orlando. The building's exterior features a modern blend of glass and metal materials, along with ever-changing graphics via a monumental wall along one façade. A 180-foot tall tower serves as a beacon amid the downtown skyline.

Civic Building:	Created a community gathering place for Orlando and Central Florida, with a clear front door.
Context:	Designed each façade with respect to its distinct environment; responded to the neighborhoods immediately adjacent to the specific façade.
Sustainable:	Implemented design strategies to create one of the country's most environmentally friendly arenas.
Indoor-Outdoor:	Celebrated Central Florida climate by allowing movement indoors and out.
Front porch:	Created an entry design element that relates the design to local architecture.
Landscape:	Integrated a variety of native landscape forms of various scale and type.
Pattern and Texture:	Used a variety of design elements in both horizontal and vertical surfaces.
Alive:	Brought the building to life with color, graphics and signage.
Public Art:	Identified key locations for public art to further define the building's personality coordinated by Sports & The Arts.



## SPORTS AND ENTERTAINMENT DISTRICT



In an effort to further the revitalization of downtown Orlando and Parramore and centralize their staff, the Orlando Magic got the go-ahead on June 23, 2014 from City Council to invest \$200-plus million into a project that will create jobs and provide dining, retail, hotel and entertainment options.

Following a 120-day investigation period and a study of the Orlando Sports and Entertainment District that is designed to sustain itself year-round, City Council unanimously approved (by a 7-0 vote) SED Development, LLC – a sister company of the Magic – to construct a state-of-the-art complex next to the Amway Center. The mixed-used venue will feature a corporate headquarters for the Magic that will bring more than 100 more employees into downtown. Later phases will have a full-service hotel, conference center and residential and retail facilities.

“Like with the Amway Center, this has been several years of planning and working with the City to find the right avenue to add another great piece that will add to the core of downtown,” Magic CEO Alex Martins said after the vote. “So it’s incredibly exciting to get to the approval stage. Now, the real work begins in planning for construction. It’s going to be a long project and from start to finish we’re probably looking at five-to-six years. But we’re very excited to get started.”

Orlando Mayor Buddy Dyer called the project “extremely exciting” during the City Council meeting and District 6 Commissioner Samuel B. Ings lauded the Magic for their hard work in coming up with the plans for the

mixed-used facility.

The design firm of RTKL helped to formulate the renderings, and that’s significant because RTKL is credited with the visions for L.A. Live next to Staples Center in Los Angeles, Victory Park near American Airlines Arena in Dallas, The Kansas City Power and Light District next to the Sprint Center, Berlin Live and a World Cup venue in Brazil. RTKL’s mission is to make the complex near the Magic Center “uniquely Orlando” and it will likely host music events, cultural events, holiday events, public gatherings, pre- and postgame celebrations and smaller events such as farmers’ markets. Flexibility of the space will be of the utmost importance.

In the spring of 2014, City Council unanimously approved the sale of land across the street from the Amway Center to the Magic for \$12.7 million. That cleared the way for the Magic to move forward on designing the 650,000-square-foot complex. The land is located north of Church Street, east of Division Street, south of Central and west of Hughey Ave.

Construction of the entertainment complex will further enhance the Magic’s expanding footprint in downtown Orlando. The city-owned, Magic-designed Amway Center, where the Magic have played their home games since 2010, has been widely hailed as one of the finest sports facilities in North America. It was named the 2012 Sports Facility of the Year by the *SportsBusiness Journal*. The dazzling facility also allowed Orlando to play host to the 2012 NBA All-Star Game. Orlando Mayor

## SPORTS AND ENTERTAINMENT DISTRICT

Buddy Dyer has taken great pride in the success of the Amway Center, hailing it as “the envy of everyone in the NBA and the envy of everyone around the country.”

“We’ve been talking for about 10 years now about trying to create a new downtown for Orlando and what these venues can do to create economic development and spur other mixed-use development. Because of the recession, it never happened,” Martins said. “So this is the opportunity to get it really started and be the spark. Hopefully, this is just the beginning. Hopefully there will be other developments that pop up and revitalize downtown so that locals want to live and work and play and eat and be entertained.”

The first step in the transformation of the land will be the demolition of a city-owned parking garage as early as the summer of 2016. That will allow for construction to begin on a new office building that will serve as the corporate headquarters for the Magic. Presently, almost two-thirds of the Magic’s employees work 14 miles to the northeast at the RDV Sportsplex near Maitland, and the organization is planning to consolidate its entire operation in one facility.

The Magic’s major investment also continues their efforts in the revitalization of downtown Orlando and the Parramore neighborhood. The Magic and the Parramore community have long been partners in helping the citizens of that region. The Magic have given more than \$1 million to the Parramore community while also donating more than 3,500 service hours, building nine

reading and learning centers and two playgrounds and also providing hundreds of backpacks with school supplies.

“When I specifically think about the Magic’s impact to Parramore, they’ve made donations for playground equipment and they’ve volunteered time with the players and staff to spend time with kids. And with the Parramore Kidz Zone, they’ve made major contributions there and they’ve continued to support that through the years,” Allie Braswell, CEO of the Central Florida Urban League, said. “The Magic are so much more than just a basketball team; they are a part of our community. They’re continuously embracing our whole community and looking for ways to give back, whether it’s through donations of money, time, resources or talent. The Magic have been a cornerstone of this community for the 25 years that they have been here.”

Martins is proud that the Magic have been able to broaden their footprint downtown so that they can be catalysts for the area. Martins is also extremely proud that the Magic will continue to be leaders in the growth and development of Parramore.

“It’s our neighborhood and it’s important to us that we continue to help revitalize it,” Martins said of Parramore. “We think this is another step. Hopefully this is a spark for others to invest in that part of downtown. Downtown really stretches from Orange Avenue to the Citrus Bowl. So this is an opportunity to spark the western side of that stretch.”

## DID YOU KNOW?

### ORLANDO'S MAGIC ON THE COURT AND IN THE COMMUNITY

Our mission: To be world champions on and off the court, delivering legendary moments every step of the way.

#### ON THE COURT

- The Orlando Magic have finished with a .500 record or better in 16 of the last 23 seasons (since 1992-93), which is tied for the second-best in the Eastern Conference and tied for ninth-most in the NBA. Orlando has also reached the playoffs 14 times in the last 22 seasons (since 1993-94), which is tied for the fourth-most in the Eastern Conference and tied for eighth-best in the NBA.
- In its relatively short 26-year history, Orlando has won five division championships (1995, 1996, 2008, 2009, 2010), had seven 50-plus win seasons, and won the Eastern Conference title in 1995 and 2009. In addition, Orlando Magic players, coaches and executives have garnered 23 major NBA Awards over the last 15 seasons, from player performance awards to coach/executive accolades.

#### OFF THE COURT GIVING...

- On an annual basis the Orlando Magic gives more than \$2 million to the local community by way of sponsorships of events, donated tickets, autographed merchandise, scholarships and grants. The Orlando Magic pledged \$250,000 to provide positive programs for local youth vulnerable to drugs, gangs and violence in Orlando through the Parramore Kidz Zone and the After School All-Stars. In July 2007, the DeVos family and the Orlando Magic also contributed \$25 million to build five community gyms.
- The Orlando Magic and owner Rich DeVos have donated: \$9 million to enable the University of Central Florida to launch and sustain the DeVos Sport Business Management Program; \$10 million to the Orlando Performing Arts Center; \$1.25 million to help the Burnham Institute set-up a world-class medical research facility in Orlando; \$1 million to the Heart of Florida United Way; and more than \$1 million to the Central Florida chapter of the American Red Cross to aid storm victims.
- Over the last 25 years more than \$19.8 million has been distributed to local nonprofit community organizations through the Orlando Magic Youth Foundation and the Orlando Magic Youth Fund, a McCormick Foundation Fund (OMYF-MFF) since

1994, including \$1,000,000 to 21 nonprofits in February of 2015. The OMYF is committed to helping children in Central Florida realize their full potential, especially those most at-risk, by supporting nonprofit organizations offering youth-based programs in the areas of education, housing/homelessness and health and wellness programs that promote healthy living practices for at-risk children and families. In addition, since 1995, the Magic and their foundations have awarded nearly \$500,000 in scholarships to 62 students from the Central Florida area.

#### IMPACTING...

- Orlando Magic community relations programs annually impact an estimated 100,000 kids each year, while the Orlando Magic Youth Fund has positively impacted more than 1 million children over the last 26 years. In addition, the Magic Volunteer Program (MVP), an organizational staff-wide initiative, provides more than 7,000 community volunteer hours annually.
- On an annual basis, Magic players and community ambassadors log more than 700 community appearances to area schools, organizations and neighborhood centers. Magic players and staff have played a role in refurbishing local educational centers, building playgrounds in the community, leading literacy initiatives, and building homes via Habitat for Humanity. This past season, more than 10,000 tickets were distributed to Central Florida nonprofit organizations for underprivileged kids to attend Magic games during the year.
- The Orlando Magic continues its "green" initiative, highlighted by the Amway Center, the first originally designed and constructed NBA arena to receive the Leadership in Energy and Environmental Design (LEED) Gold certified status. Other environmentally-friendly activities include: in-game and front office recycling program; a program to take leftover food after Magic games and deliver to local shelters and food banks; an environmentally-friendly, digital media guide.

#### REACHING...

- The Amway Center was named the 2012 Sports Facility of the Year by *SportsBusiness Journal* and received the 2013 Customer Experience Award by *The StadiumBusiness Awards*.
- ESPN The Magazine confirmed what many Orlando Magic fans already knew: Being part of the Magic

is among the best experiences in all of sports. In its eighth annual Ultimate Sports Rankings, the Magic ranked first among all NBA teams and second among all NFL, MLB, NBA and NHL franchises. The standings were tabulated on a variety of categories, including: Fan Relations, Affordability, Ownership Commitment, On-the-court performance, Stadium Experience. In ESPN's ninth annual Ultimate Standings, they ranked the Magic's stadium experience the best in the NBA and fifth overall among all teams from the NFL, MLB, NBA and NHL.

- Orlando has made a commitment to affordable ticket options. Ticket highlights for the 2015-16 season in

the Amway Center include: 2,500 seats priced \$20 or less, 8,000 seats priced \$40 or less and 10,000 seats priced \$50 or under. For ticket information log on to OrlandoMagic.com or call 407-89-MAGIC.

- Since October 2005 when the National Basketball Association's NBA Cares program was launched, the league and teams have raised more than \$242 million for charity, provided more than three million hours of hands-on service, and built more than 915 places where kids and families can live, learn or play in communities around the world. The NBA is broadcast in 215 countries and territories in 41 languages.

## QUICK FACTS

### QUICK FACTS - ORLANDO'S MAGIC

Franchise Awarded: April 22, 1987 / Inaugural Season: 1989-90 (first game: November 4, 1989 vs. New Jersey)  
Home Arena: Amway Center (current capacity 18,846) / Tickets: 407-89-MAGIC; 1-800-4NBA-TIX  
Internet: www.orlandomagic.com, www.elorlandomagic.com, www.amwaycenter.com

#### YEAR-BY-YEAR RECORD:

Year	Record (Playoffs*)	Leading Scorer/Rebounder	Coach
1989-90	18-64	Catledge, 19.4 ppg./Green, 8.1 rpg.	Guokas
1990-91	31-51	Skiles, 17.2 ppg./Kite, 7.2 rpg.	Guokas
1991-92	21-61	Scott/Anderson, 19.9 ppg./Catledge, 7.0 rpg.	Guokas
1992-93	41-41	O'Neal, 23.4 ppg./O'Neal, 13.9 rpg.	Guokas
1993-94	50-32 (0-3)	O'Neal, 29.3 ppg./O'Neal, 13.2 rpg.	Hill
1994-95	57-25 (11-10)	O'Neal, 29.3 ppg./O'Neal, 11.4 rpg.	Hill
1995-96	60-22 (7-5)	O'Neal, 26.6 ppg./O'Neal, 11.0 rpg.	Hill
1996-97	45-37 (2-3)	Hardaway, 20.5 ppg./Seikaly, 9.5 rpg.	Hill, Aduabato
1997-98	41-41	Hardaway, 16.4 ppg./Grant, 8.1 rpg.	Daly
1998-99	33-17 (1-3)	Hardaway, 15.8 ppg./Grant, 7.0 rpg.	Daly
1999-00	41-41	Armstrong, 16.2 ppg./Wallace, 8.2 rpg.	Rivers
2000-01	43-39 (1-3)	McGrady, 26.8 ppg./Outlaw, 7.7 rpg.	Rivers
2001-02	44-38 (1-3)	McGrady, 25.6 ppg./McGrady, 7.9 rpg.	Rivers
2002-03	42-40 (3-4)	McGrady, 32.1 ppg./McGrady, 6.5 rpg.	Rivers
2003-04	21-61	McGrady, 28.0 ppg./J. Howard, 7.0 rpg.	Rivers, Davis
2004-05	36-46	Francis, 21.3 ppg./D. Howard, 10.0 rpg.	Davis, Jent
2005-06	36-46	Howard, 15.8 ppg./Howard, 12.5 rpg.	Hill
2006-07	40-42 (0-4)	Howard, 17.6 ppg./Howard, 12.3 rpg.	Hill
2007-08	52-30 (5-5)	Howard, 20.7 ppg./Howard, 14.2 rpg.	Van Gundy
2008-09	59-23 (13-11)	Howard, 20.8 ppg./Howard, 13.8 rpg.	Van Gundy
2009-10	59-23 (10-4)	Howard, 18.3 ppg./Howard, 13.2 rpg.	Van Gundy
2010-11	52-30 (2-4)	Howard, 22.9 ppg./Howard, 14.1 rpg.	Van Gundy
2011-12	37-29 (1-4)	Howard, 20.6 ppg./Howard, 14.5 rpg.	Van Gundy
2012-13	20-62	Afflalo, 16.5 ppg./Vučević, 11.9 rpg.	Vaughn
2013-14	23-59	Afflalo, 18.2 ppg./Vučević, 11.0 rpg.	Vaughn
2014-15	25-57	Vučević, 19.3 ppg./Vučević, 10.9 rpg.	Vaughn, Borrego
<b>TOTALS</b>	<b>1,027-1,057 (57-66)</b>		

\*NBA Playoffs: 1994-First Round; 1995-NBA Finals; 1996-Eastern Conference Finals; 1997-First Round; 1999-First Round; 2001-First Round; 2002-First Round; 2003-First Round; 2007-First Round; 2008-Eastern Conference Semifinals; 2009-NBA Finals; 2010-Eastern Conference Finals; 2011-First Round; 2012-First Round

STAY CONNECTED TO THE  
**ORLANDO MAGIC**

.....



@OrlandoMagic  
and @El\_OrlandoMagic



facebook.com/OrlandoMagic  
facebook.com/ElOrlandoMagic



Orlandomagic



Ticket offers, sweeps  
& more directly to your inbox  
[OrlandoMagic.com/email](mailto:OrlandoMagic.com/email)



Google.com/+OrlandoMagic



Youtube.com/NBAOrlandoMagic



Pinterest.com/OrlandoMagic

OFFICIAL NETWORKS OF THE ORLANDO MAGIC

**PURE**  **MAGIC**

# CHAMPIONS

OF THE COMMUNITY



The MAGIC and its official partners team up  
to build a stronger Central Florida community

# ORLANDO MAGIC 2015-16 SEASON SCHEDULE

S	M	T	W	T	F	S
				1	2	3 CHA 7:00
4	5	6	7 @MIA LOUISVILLE, KY 7:30	8	9 @IND 7:00	10
11 @HOU HOUSTON, TX 8:00	12	13 MIA 7:00	14	15	16 @FLAMENGO RIO DE JANEIRO 5:00	17
18	19	20	21 NO 7:00	22	23 MEM 7:00	24
25	26	27	28	29	30 OKK 7:00	31 OPENING NIGHT

S	M	T	W	T	F	S
1 @CHI 7:00	2	3 @NO 8:00	4 @HOU 8:00	5	6 TOR 7:00	7 @PHI 7:00
8	9 @IND 7:00	10	11 LAL 7:00	12	13 UTH 7:00	14 @WAS 7:00
15	16	17	18 MIN 7:00	19	20	21 SAC 5:00
22	23 @CLE 7:00	24	25 NY 7:00	26	27 MIL 7:00	28
29 BOS 6:00	30					

S	M	T	W	T	F	S
		1 @MIN 8:00	2	3 @UTH 9:00	4 @LAC 10:30	5
6	7	8 @DEN 9:00	9 @PHX 9:00	10	11 CLE 7:00	12
13	14 @BRK 7:30	15	16 CHA 7:00	17 POR 7:00	18	19
20 ATL 6:00	21 @NY 7:30	22	23 HOU 7:00	24	25	26 MIA 7:00
27	28 NO 7:00	29	30 BRK 7:00	31		

S	M	T	W	T	F	S
					1 @WAS 7:00	2 @CLE 7:30
3	4 @DET 7:30	5	6 IND 7:00	7	8 @BRK 7:30	9 WAS 7:00
10	11	12	13	14 TOR LONDON 3:00	15	16
17	18 @ATL 5:00	19	20 PHI 7:00	21	22 CHA 7:00	23
24	25 @MEM 8:00	26 @MIL 8:00	27	28	29 @BOS 7:30	30
31 BOS 6:00						

S	M	T	W	T	F	S
		1 @SA 8:30	2	3 @OKC 8:00	4	5 LAC 7:00
6	7 ATL 1:00	8	9 @ATL 8:00	10 SA 7:00	11	12 ALL-STAR BREAK
13	14 ALL-STAR BREAK	15	16	17	18	19 DAL 7:00
20	21 IND 6:00	22	23 @PHI 7:00	24	25 GS 7:00	26 @NY 7:30
27	28 PHI 6:00	29				

S	M	T	W	T	F	S
		1 @DAL 8:30	2 CHI 7:00	3	4 PHX 7:00	5
6	7 @GS 10:30	8 @LAL 10:30	9	10	11 @SAC 10:00	12 @POR 10:30
13	14	15 DEN 7:00	16 @CHA 7:00	17	18 CLE 7:00	19
20 @TOR 4:30	21 @BOS 7:30	22	23 @DET 7:30	24	25 @MIA 8:00	26 CHI 7:00
27	28	29 BRK 7:00	30	31 @IND 7:00		

S	M	T	W	T	F	S
					1 @MIL 8:00	2
3 MEM 6:00	4	5	6 DET 7:00	7	8 MIA 7:00	9
10 @MIA 6:00	11 MIL 7:00	12	13 @CHA 8:00			

<b>HOME</b>	FRIDAY PRIDE JERSEY	HOME BLUE JERSEY	HOME BLACK JERSEY
<b>AWAY</b>			
ALL TIMES EASTERN STANDARD TIME			

ALL REGULAR SEASON GAMES WILL BE TELEVIEWED LOCALLY EXCLUSIVELY BY FOX SPORTS FLORIDA



PURE MAGIC